

BOSTON CELTICS

2013-14 MEDIA GUIDE



GREEN RUNS DEEP

BOSTON CELTICS



2013-14 SCHEDULE

OCTOBER/NOVEMBER

Su	M	T	W	Th	F	Sa
			OCT. 30 TOR 7:00	31 NOV. 1 MIL 7:30		2
DET 6:00	3 MEM 8:00	4	5 UTA 7:30	6 ORL 7:00	7 MIA 7:30	8
10 ORL 7:30	11	12 CHA 7:30	13	14 POR 7:30	15 MIN 8:00	16
17	18 HOU 8:00	19 SAN 8:30	20	21 IND 7:30	22 ATL 7:30	23
24 CHA 7:00	25 MEM 7:30	26	27 CLE 7:30	28 MIL 9:00	29	30

DECEMBER

Su	M	T	W	Th	F	Sa
1	2 MIL 7:30	3	4	5	6 DEN 7:30	7
8 NYK 12:00	9	10 BKN 7:30	11 LAC 7:30	12	13 NYK 7:30	14
15	16 MIN 7:30	17	18 DET 7:30	19	20 WAS 1:00	21
22 IND 6:00	23	24	25	26	27 CLE 1:00	28
29	30 ATL 1:00	31				

JANUARY

Su	M	T	W	Th	F	Sa
			1 CHI 8:00	2 NOP 7:30	3	4
5 OKC 7:00	6	7 DEN 9:00	8 LAC 10:30	9 GSW 10:30	10 POR 10:00	11
12 HOU 7:30	13	14 TOR 7:30	15	16 LAL 7:30	17	18
19 ORL 6:00	20	21 MIA 7:30	22 WAS 7:00	23 OKC 7:30	24	25
26 BKN 6:30	27	28 NYK 7:30	29 PHI 7:30	30	31	

FEBRUARY

Su	M	T	W	Th	F	Sa
						1
2 ORL 1:00	3	4	5 PHI 7:00	6	7 SAC 7:30	8
9 DAL 6:00	10 MIL 8:00	11	12 SAN 7:30	13	14	15
16 ★ ALL-STAR	17	18	19 PHX 9:00	20	21 LAL 10:30	22 SAC 10:00
23	24 UTA 9:00	25 ATL 7:30	26	27	28	

MARCH

Su	M	T	W	Th	F	Sa
						1 IND 8:00
2	3	4	5 GSW 7:30	6	7 BKN 7:30	8
9 DET 6:00	10	11 IND 7:00	12 NYK 7:30	13 PHX 7:30	14	15
16 NOP 6:00	17 DAL 8:30	18	19 MIA 7:30	20 BKN 7:30	21	22
23	24	25 TOR 7:30	26	27 TOR 7:00	28	29
30 CHI 7:00	31 CHI 8:00					

APRIL

Su	M	T	W	Th	F	Sa
		1 WAS 7:00	2	3 PHI 7:30	4 DET 7:30	5
6	7	8	9 ATL 7:30	10 CHA 7:30	11 CLE 7:30	12
13	14 PHI 7:00	15	16 WAS 8:00	17	18	19
20	21	22	23	24	25	26
27	28	29	30			

All Times Eastern ■ HOME ■ AWAY



CELTICS.COM 800-4NBA-TIX

BOSTON CELTICS BROADCAST PARTNERS:





2013-14 BOSTON CELTICS MEDIA GUIDE

Editors: Jeff Twiss, Brian Olive and Heather Walker

Design & Layout: Keith Sliney

Printing & Production: WordTech Corporation

Photography: Brian Babineau, Steve Babineau, NBAE/Getty Images

Special thanks: To Jay Wessel, Nancy Carter House, Jennifer Lavoie, Ian Van Doren, and Joe Meehan for their invaluable help in compiling this publication. We extend our gratitude to Bob Rosen, Chris Thorn and Elias Sports Bureau for their patience and statistical input; to Steve and Brian Babineau of Sports Action Photography and to the staff and management of WordTech Corporation.

All NBA and team insignia depicted in this publication are the property of NBA Properties, Inc. and the respective teams of the NBA and may not be reproduced for commercial purposes without the prior written consent of NBA Properties, Inc. All photographs are NBAE/Getty Images unless otherwise noted. The information contained in this publication was compiled by the Boston Celtics and is provided as a courtesy to our fans and the press and may be used only for personal or editorial purposes. Any commercial use of this information is prohibited without the prior written consent of the Boston Celtics.



SALVE REGINA UNIVERSITY

Home of Celtics Training Camp

2008, 2009, 2010, 2013

Pass it on.

**At Salve Regina University we know
that success requires teamwork.**

That's why our students are given the opportunity to collaborate with faculty in more than 50 undergraduate and graduate programs encompassing the liberal arts and professional studies, and have access to an alumni network that spans the globe.

It's also why our curriculum encourages participation in community outreach, internships and volunteerism, as well as a full array of athletics, intramural and student activities.



*Isiah Pringle '14
Queens, N.Y.
Marketing major*

**Our purpose is education.
Our promise is to make a difference.**

Salve Regina University

100 Ochre Point Ave., Newport, Rhode Island 02840-4192

www.salve.edu

FRONT OFFICE

Staff Directory	6
Ownership	10
Board of Directors	14
Basketball Operations Staff	16
Front Office Staff	28

PLAYERS

2013-14 Roster	35
Biographies and Statistics	36

MEDIA

Media Information	72
Traveling Media	75

TRADITION

Red Auerbach Bio	78
Former Player Stats	80
All-Time Numbers	144
Draft Choices	146
Management/Captains	151
Records and Streaks	152
Hall of Fame	181
All-Star Event Participants	182
Individual Awards	183
Miscellaneous Stats and Information	185

NBA

NBA Directory	196
NBADL Directory	197
NBA Key Dates	197
Opponents	198



FRONT OFFICE

CELTICS MANAGING PARTNERS

Wyc Grousbeck	Managing Partner, Governor and Chief Executive Officer
H. Irving Grousbeck	Managing Partner and Alternate Governor
Steve Pagliuca	Managing Partner and Alternate Governor
Robert Epstein	The Abbey Group, Managing Partner and Alternate Governor

BASKETBALL OPERATIONS

Ron Adams	Assistant Coach
Austin Ainge	Director of Player Personnel
Danny Ainge	President of Basketball Operations
Brandon Bailey	Assistant Video Coordinator
Frank Burke	Director of Basketball Administration
Drew Cannon	Basketball Operations Analyst
Remy Cofield	Basketball Operations Assistant
Bryan Doo	Strength and Conditioning Coach
Kwame Graves-Fulgham	Coaching Associate/Head Video Coordinator
Jay Larranaga	Assistant Coach
Armond Lavallee	Assistant Strength and Conditioning Coach
David Lewin	Director of Scouting
Andrew Mannix	Basketball Facilities Manager
Walter McCarty	Assistant Coach
Kathleen Nimmo	Team Services Manager
Ronald Nored, Jr.	Skill Development Assistant
Gary Schmidt	Advance Scout
Micah Shrewsberry	Assistant Coach
Luigi Sorbara	Basketball Statistics Analyst
David Sparks	Director of Basketball Analytics
Brad Stevens	Head Coach
Jamie Young	Assistant Coach
Mike Zarren	Assistant General Manager & Team Counsel

TEAM SERVICES

Pete Chrisafideis	Home Equipment Personnel
John Connor	Team Travel & Equipment Manager
Phil Lynch	Director of Team Security
Andrew Mannix	Basketball Facilities Manager
Francis O'Bryant	Operations Liaison
Frank Randall	Locker Room Attendant

MEDICAL STAFF

Todd Campbell	Physical Therapist
Brian Dolan.....	Physical Therapist
Ed Lacerte, RPT, L/ATC	Athletic Trainer
Brian McKeon, M.D.	Team Physician
Vladimir Shulman, Member AMTA.....	Massage Therapist

BUSINESS OPERATIONS

Kit Ackermann.....	Team Mascot
Emily Austen.....	Celtics.com Reporter
Chris Baker	Director of Corporate Partnerships Sales
Susan Barabino.....	Executive Assistant
Dana Barros.....	Community Relations Consultant
Rob Billings	Risk Management
Cindy Brennan.....	Director of Boston Celtics Shamrock Foundation
Brian Burnard	Sr. Manager of Premium Sales
Paul Cacciatore.....	Sr. Director of Business Operations
Nicholas Cacici	Premium Event Account Executive
Tessa Caffrey.....	Sr. Director of Corporate Partnerships Activation
Craig Cassano	Sr. Account Executive
Lauren Chesnulich.....	Fan Relations Specialist
David Cohen.....	Account Executive
Wendy Cooper	Executive Assistant
Dave Cowens.....	Consultant
Chrissy Cronin.....	Group Sales Account Executive
Jacob Cruz.....	Account Executive
Marc D'Amico.....	Digital Content Manager
Ted Dalton	Sr. Vice President of Corporate Partnerships & Business Development
Jim Davis.....	Director of Ticket Sales
Meghan Donovan.....	Ticket Sales and Advertising Coordinator
Ashley Earle	Sr. Coordinator of Community Relations
Peter Fayette.....	Senior Accountant and Operations Manager
Nicole Federico.....	Director of Business Development
Ian Frenette.....	Vice President of Corporate Partnerships Sales
Steven Gadsden.....	Digital Media Coordinator
Sarah Galligan.....	Fan Relations Specialist
Brittany Glenn	Corporate Partnerships Activation Coordinator
Rich Gotham	President
Matt Griffin	Vice President of Strategic Marketing and Business Operations
Jon Greenberg.....	Staff Accountant and Assistant Office Manager
Lauren Greene.....	Corporate Partnerships Creative Coordinator
Mackenzie Henderson.....	Sr. Director of Ticket Sales and Marketing
Dave Hoffman	Sr. Manager of Community Relations
Kara Hutchinson	Director of Strategic Marketing
Steve Hutchinson	Group Sales Account Executive

BUSINESS OPERATIONS (CONT.)

Duane Johnson.....	Director of Ticket Operations
Kara Keena.....	Corporate Partnerships Activation Manager
Kelsey Keena.....	Community Relations Assistant
Tim Knecht.....	Information Technology Assistant
Tristan Lenhart.....	Corporate Partnerships Activation Manager
Patrick Lynch.....	Director of Operations & Accounting
Shannon MacGregor.....	Director of Fan Relations
Colleen Mack.....	Fan Relations Specialist
Steve Markos.....	Director of Corporate Partnerships Sales
Matt Meyersohn.....	Sr. Director of Community Relations & Player Development
Brendan Mitchell.....	Account Executive
Ben Nickerson.....	Sr. Coordinator Sales Operations
Brian Olive.....	Media Services Manager
Marina Ortega.....	Dance Team Director
Jillian Paine.....	Inside Sales Manager
John Picard.....	Digital Videographer
Katie Punda.....	Strategic Marketing Coordinator
William Ramos.....	Sr. Coordinator of Digital Development
Tim Rath.....	Vice President and Controller
Barbara Reed.....	Sr. Director of Human Resources & Investor Services
Bill Reissfelder.....	Sr. Vice President and Chief Financial Officer
Siobhan Sherbovich.....	Sr. Premium Sales Account Executive
Andrew Sherwin.....	Ticket Operations Manager
Keith Sliney.....	Creative Director
Jake Spiak.....	Corporate Partnerships Sales Coordinator
Peter Stringer.....	Sr. Director of Digital Media
Sean Sullivan.....	Sr. Director of Event Presentation
Shawn Sullivan.....	Chief Marketing Officer
Gina Tauro.....	Corporate Partnerships Activation Assistant
Stephen Thiel.....	Corporate Partnerships Activation Coordinator
Jeff Twiss.....	Vice President of Media Services/Alumni Relations
Patrick Walcek.....	Account Executive
Heather Walker.....	Sr. Director of Public Relations
Jake Wendling.....	Game Presentation Manager
Jay Wessland.....	Vice President of Technology
JoJo White.....	Director of Special Projects
Ariann Williams.....	Boston Celtics Shamrock Foundations/Community Relations Assistant
Vered Yakovee.....	Associate Team Counsel

HOME GAME STAFF

Brian Babineau.....	Team Photographer
Steve Babineau.....	Team Photographer
Elaine Burke.....	Computer Game Stats Crew
Royal Doughty.....	Scorebook Official
Bruce Dove.....	Game Clock Operator
Sherri Geller.....	Media Operations Assistant
Anne Geraghty.....	Media Operations
Mark Gyurina.....	Additional Stats Crew Staff
David Korus.....	Computer Game Stats Crew
Bob Myerson.....	Shot Clock Operator
Steve Nazzaro.....	Computer Game Stats Coordinator
Eddie Palladino.....	Public Address Announcer
Matt Rando.....	Computer Game Stats Crew
Scott Shore.....	Additional Stats Crew Staff
Mike Swartz.....	Media Operations Coordinator
Ted Winston.....	Additional Stats Crew Staff
Miriam Yorks.....	Press Box Coordinator



WYCLIFFE “WYC” GROUSBECK

Managing Partner, Governor and Chief Executive Officer

Wycliffe Grousbeck has been Managing Partner, Governor and CEO of the Boston Celtics since December 2002, after organizing and leading a local investment group that purchased the team.

Wyc named the investment group “Banner 17 LLC” to signify his primary goal, returning the Celtics to contention for their 17th World Championship. That goal was achieved on June 17, 2008, as the Celtics defeated the Lakers by 39 points and became World Champions for the first time in 22 years.

In January 2010 Wyc became Chairman of the Massachusetts Eye and Ear Infirmary. Mass. Eye and Ear is a teaching hospital of Harvard Medical School and has been a world leader in advanced research and patient care, preventing and treating vision and hearing loss, for almost 200 years. It is the largest vision research center in the world.

In May 2013 Wyc co-founded Causeway Media Partners, LP, a private equity firm focusing on sports and media investments, with offices in Boston, MA and Portola Valley, CA.

Prior to purchasing the Celtics with his partners, Wyc served for seven years as a General Partner of Highland Capital Partners, co-managing \$1.8 billion in venture capital funds. His earlier career included four years as a venture capital lawyer in Silicon Valley and two years as a manager in a public biotech company.

His wife, Corinne, is incoming Chair of the Board at Perkins School for the Blind (Watertown, MA), an institution devoted to educating blind and deaf/blind students worldwide. Corinne has also served for many years on the Trust Board of Boston Children’s Hospital. Wyc and Corinne are also involved in the Boston Celtics Shamrock Foundation; Boys and Girls Clubs of Boston; National Braille Press; Horizons for Homeless Children; Cradles to Crayons; and the Lovelane Special Needs Riding Program.

Wyc holds a bachelor’s degree in history from Princeton University (1983), a law degree from the University of Michigan (1986) and an MBA from Stanford Business School where he was a Miller Scholar (1992). At Princeton he rowed on the undefeated varsity eight that claimed the Ivy League and national rowing championships in 1983. He serves on the board of Comcast SportsNet New England.



H. IRVING GROUSBECK • Managing Partner

H. Irving Grousbeck is a Managing Partner of the Boston Celtics as well as an Executive Committee Member.

Father of Managing Partner, Governor and CEO Wyc Grousbeck, Mr. Grousbeck is a Consulting Professor of Management at Stanford University’s Graduate School of Business, and co-head of the school’s Center for Entrepreneurial Studies. His teaching focuses on an objective means to develop a greater understanding of the issues faced by entrepreneurial companies and individuals. In addition to his professorial duties, Grousbeck co-authored the textbook *New Business Ventures* and the *Entrepreneur*. From 1981 to 1985, he was a lecturer at Harvard University’s Graduate School of Business Administration.

In 1963, Grousbeck co-founded Continental Cablevision and went on to serve as that company’s President from 1964 to 1980 and Chairman of the Board from 1980 to 1985. Continental Cablevision was sold to U.S. West Media Group in November 1996.

Mr. Grousbeck is a graduate of Amherst College and the Harvard Business School. He was awarded an honorary Doctor of Humane Letters degree by Amherst College in 2000. He serves on a number of private company boards and was formerly a Trustee of Children’s Hospital Boston, Newton-Wellesley Hospital, New England Eye Bank, the Hewlett Foundation, and the Massachusetts Board of Higher Education.

STEPHEN PAGLIUCA • Managing Partner

Steve Pagliuca is a Managing Partner, Co-Owner and Chairman of the Basketball Committee of the World Championship Boston Celtics Basketball franchise. Over the past decade, Mr. Pagliuca has played a leadership role in the development of the Celtics basketball strategy and operations.

He is the President of the Boston Celtics Shamrock Foundation, the charitable arm of the organization. The Shamrock Foundation helps children gain access to housing, healthcare and other services in partnership with local charities. Mr. Pagliuca also serves as an alternate member of the NBA Board of Governors.

A highly-accomplished business leader, Mr. Pagliuca is a Managing Director at Bain Capital, a leading global private investment firm that is based in Boston. Bain Capital provides capital and expertise to a wide range of companies from start-ups to multi-billion dollar enterprises. An active investor in the media, financial services and healthcare industries, he has helped to build Bain Capital into one of the world's leading investment companies.

Mr. Pagliuca is the Chairman of the Massachusetts Society for the Prevention of Cruelty to Children, a nonprofit society with a legacy of strengthening families and preventing child abuse. He is also a Trustee of Bain Capital Children's Charity. Mr. Pagliuca is a recipient of the Bright Star Award from President Clinton and the American Dream Award from Habitat for Humanity for his charitable efforts and contributions to enhancing the Greater Boston Community.

Mr. Pagliuca is active in the area of public policy and is a former candidate for the U.S. Senate. He is a frequent contributor on television, radio and print media providing commentary on global economic issues. He holds an undergraduate degree from Duke University, and an MBA from Harvard Business School.

Steve and his wife, Judy, have four children and live in Weston, Massachusetts.

**THE ABBEY GROUP • Managing Partner**

Robert Epstein is a Managing Partner of the Boston Celtics and represents The Abbey Group on the Celtics Managing Board and Executive Committee. He is a principal at The Abbey Group, a Boston-based real estate management and development company, with his partner and Celtics co-investor David Epstein. The Abbey Group is known in Boston as the developer of many successful real estate properties, including the notable 1.5 million square foot Landmark Center mixed-use development that anchors a prime area between Fenway Park and the Longwood Medical area in Boston, Lafayette Corporate Center, a newly re-developed 650,000 square foot office center in Boston's Downtown Crossing and 45 Province, a 32-story condominium tower, located at the intersection of Beacon Hill and Government Center.

Robert Epstein is currently a partner and Chief Executive Officer of The Abbey Group, overseeing all aspects of the group's operations. His reputation as a knowledgeable and innovative developer led to his appointment to several key advisory committees, including the Massachusetts Convention Center Authority and the Strategic Initiatives Committee of the Massachusetts Industrial Finance Agency, and also serves as a Trustee of Bard College.

The partners of The Abbey Group, Robert and David, individually and corporately, support many of Boston's cultural institutions and serve on several boards and committees including Citi Performing Arts Center, Museum of Fine Arts, the Huntington Theatre Company, Horizons for Homeless Children, and The Anti-Defamation League.

**Robert Epstein****David Epstein**

OWNERSHIP

EXECUTIVE COMMITTEE



PAUL EDGERLEY • Executive Committee Member

Paul Edgerley is a member of the Boston Celtics Executive Committee. As a member of the Executive Committee, he consults on the team's business and financial matters as well as the team's community and charitable activities.

Paul is a Managing Director of Bain Capital. He has helped build Bain Capital into a leading global private equity firm with over \$70 billion capital under management, with offices in Boston, Chicago, New York, London, Munich, Mumbai, Hong Kong, Shanghai and Tokyo.

Paul received an MBA, with Distinction, from Harvard Business School and is a Certified Public Accountant. He received a B.S. from Kansas State University.

He is currently involved on the boards of several charities including Kansas State University Foundation, The Shamrock Foundation, New Profit, Inc. and the US Board of The Right to Play. He is also a member of the Board of Directors of Steel Dynamics, Sensata Technologies, MEI Conlux, HD Supply, Hero MotoCorp, APEX Tool Group and FTE Automotive.

He lives in the greater Boston area with his wife, Sandy, and their four children.



GLENN HUTCHINS • Executive Committee Member

Mr. Hutchins is co-founder of Silver Lake, which is one of the world's largest firms investing in technology and technology-enabled businesses. Mr. Hutchins is chairman of the board of SunGard Corp. and a director of the NASDAQ OMX Group, Inc. and Mercury Payment Systems.

He served President Clinton in both the transition and the White House as a special advisor on economic and health-care policy. Mr. Hutchins is a director of the Federal Reserve Bank of New York and is vice chairman of the board of the Brookings Institution. He is also a director of the Harvard Management Company which is responsible for the University's endowment. He is the chairman of the DuBois Institute at Harvard and a trustee of the New York-Presbyterian Hospital and a board member of the Economics Club of New York.

Mr. Hutchins holds an A.B. from Harvard College, an M.B.A. from Harvard Business School, and a J.D. from Harvard Law School.

JAMES PALLOTTA • Executive Committee Member

James J. Pallotta is the Chairman and Managing Director of Raptor Group Holdings LP, in Boston, MA, as well as President and Chairman of AS Roma SpA. Previously, from 1993 to 2008, he was affiliated with Tudor Investment Corporation, serving as its Vice-Chairman and a Member of its Management Committee. Prior to working for Tudor, Pallotta was a principal portfolio manager at Essex Investment Management Company, Inc., which he joined in 1983 as a Vice President and whose board of directors he joined in 1990. He has more than 27 years of experience in equity research and analysis. Pallotta received his BBA in finance from the University of Massachusetts in 1979 and his M.B.A. from Northeastern University in 1981. He is heavily involved in efforts for many charities and serves on the boards of several charitable and educational foundations, including as a trustee of the Children's Hospital Trust in Boston.





Steve Barnes



David Bonderman



James I. Cash, Ph.D.



John Connaughton



Paul B. Edgerley



David Epstein



Robert Epstein



Domenic Ferrante



H. Irving Grousbeck



Wyc Grousbeck



Robert Haber



William W. Helman



Glenn H. Hutchins



Jonathan Lavine



Matt Levin



Stephen R. Lewinstein



Gary Loveman



Joe Pagliuca



Stephen G. Pagliuca



James J. Pallotta



Robert White

**RICH GOTHAM • Team President**

Rich Gotham is in his eleventh season with the 17-time world Champion Boston Celtics and his seventh season as team President. In this role, he is responsible for all aspects of the Celtics business operations including sales, marketing, customer service, communications, corporate partnerships, business development, game entertainment, community and public relations, broadcast partnerships, and arena relations. In addition, he works closely with Celtics ownership, basketball operations staff, and the NBA on player transactions, as well as team and league related initiatives. He succeeds Arnold “Red” Auerbach as Celtics team President.

Rich joined the Celtics in April 2003. Prior to being named team President in April 2007, Rich served as Chief Operating Officer and Executive Vice President of Sales, Marketing and Corporate Development. Since joining the Celtics, Rich has been recognized for leading the team to new heights off the court. Under his leadership the team has established new records for attendance, ticket sales, sponsorship, merchandise revenue, and television ratings, contributing to the team’s first NBA Championship in twenty-two years in 2008, as well as five division titles, three Eastern Conference Finals, and two NBA Finals appearances. In addition, he has successfully led negotiations to extend the Celtics lease to play in the TD Garden and successfully negotiated a long-term media rights and broadcast agreement with Comcast SportsNet in 2011.

The Celtics are widely recognized as thought leaders in the business of sports and the team’s business achievements during Rich’s tenure have been chronicled by The Wall Street Journal, The New York Times, Investors’ Business Daily, Bloomberg, Reuters, CNBC, and Fox Business News. During the 2008-2009 season the Celtics were recognized as the top franchise in all of professional sports by both The Sports Business Journal and BizJournals. With over 8 million followers on Facebook, 1 million on Twitter and 600,000 on Instagram, the Celtics have pioneered sports digital marketing and fan engagement, aggregating the second largest digital following in all of North American Sports.

Rich joined the Celtics after five years with the global internet media company, Terra-Lycos, where he served as Vice President of Sales and Business Development and was responsible for generating revenues in excess of \$300 million annually. While at Lycos, he was part of a senior-management team that exceeded Wall Street analyst expectations for revenue and profitability growth for nineteen (19) consecutive quarters and played an integral role in helping to grow the Lycos Network into the most visited web site on the Internet in 2001. In addition, he sat on the Board of Directors for the Internet Advertising Bureau participating in the creation of multiple new internet advertising standards.

In addition to his duties with the Celtics, Rich has served on then-Massachusetts Governor Mitt Romney’s Committee for Physical Fitness and Sports and currently serves as a board member for The Greater Boston Chamber of Commerce and The Sports Museum of New England. He also serves on The Board of Overseers, President’s Council, and Varsity Athletic Committee at Providence College. He is very active in multiple charitable and fundraising initiatives on behalf of the Boston Celtics Shamrock Foundation, for which he is a board member.

A graduate of Providence College, Rich currently resides in Medfield, MA along with his wife and three children.

**DANNY AINGE** • President of Basketball Operations

Danny Ainge is beginning his 10th season as Celtics' President of Basketball Operations. He was named to the position on May 9, 2003.

During his 14-year playing career, Ainge won two World Championships with Boston (1984, 1986) and appeared in six NBA Finals (four with Boston). He finished his career third in NBA playoff history for games played (193) and sixth in most three-pointers made (172). He also finished eighth in three-pointers attempted (433). Upon his retirement, Ainge was one of three players in NBA history to make 1,000 or more career three-pointers (1,002), along with Dale Ellis and Reggie Miller.

Following his playing career, Ainge joined TNT as a color analyst for the 1995-96 season before returning to the court with the Phoenix Suns as an Assistant Coach prior to the 1996-97 season. Just eight games into the season he was promoted to Head Coach and guided this club to a 40-34 record after the team started the season 0-8. He spent the next two-plus seasons as Head Coach of the Suns and compiled a 136-90 (.602) record before stepping down on December 13, 1999 and returning to TNT as an analyst. In his three-plus seasons as the Suns coach, he guided Phoenix to three playoff berths.

Ainge enjoyed a storybook collegiate career at Brigham Young University from 1977-1981. He won the 1981 John Wooden and Eastman Awards as the nation's best college basketball player following his senior season, when he averaged 24.4 points per game. At North Eugene (OR) High School, Ainge was an All-American in basketball, football and baseball. Selected by the Toronto Blue Jays in the 1977 free agent draft (15th round), he played three seasons of Major League Baseball while still attending BYU. Ainge was inducted into Oregon State Sports Hall of Fame in August 1999 and was the first player in BYU history to have his jersey number (#22) retired.

In January 2006, Ainge received the NCAA's Silver Anniversary Award, an award that recognizes former student-athletes who completed their successful collegiate career and then went on to excel in their chosen profession.

For his shrewd off-season acquisitions that led the Celtics to their NBA record 17th Championship, Ainge was named as The Sporting News 2008 NBA Executive of the Year.

Danny and his wife, Michelle, have six children: Ashlee, Austin, Tanner, Taylor, Cooper and Crew, and 11 grandchildren: Sage, Cason, Andre, Siena, Oscar, Oliver, Finley and Eloise.



MICHAEL ZARREN

Assistant General Manager & Team Counsel

A lifelong Celtics fan and season ticket holder, Michael Zarren is now the Celtics' Assistant General Manager and Team Counsel. Now in his 11th year with the team after starting as an unpaid intern, Zarren is widely recognized as one of the leaders in the field of advanced statistical analysis of basketball players and teams, and is an important part of the team's strategic planning and player personnel evaluation processes. Zarren is also the team's salary cap expert and lead in-house counsel (for both basketball and business-side issues), and is responsible for the development of new technologies for team use, including the

team's best-in-class statistical database and video archive/delivery system.

A graduate of Harvard Law School (where he served as editor-in-chief of the Harvard Journal of Law and Technology) and of the University of Chicago, Zarren has also served as a law clerk on the United States Court of Appeals for the Sixth Circuit. Zarren was also previously a management consultant for Fortune 500 firms across a wide variety of industries. A native of Swampscott, Zarren is a member of the bars of New York and Massachusetts and of the Board of Overseers of The Waring School.



AUSTIN AINGE • Director of Player Personnel

Austin Ainge enters his third season with the Celtics as the team's Director of Player Personnel. Ainge rejoined the organization after spending two seasons as the Head Coach of the Maine Red Claws of the NBA Development League (2009-11). Ainge previously worked for the team during the 2008-09 season as a scout. Ainge has previously worked at Southern Utah University where he was responsible for perimeter players, recruiting, player development, video breakdown, and developing game plans. Before coaching he had a very successful playing career at Brigham Young University, where he was a two-year captain and won two Mountain West Conference Championships. While at BYU Austin went to three NCAA tournaments and one NIT. In his senior year Austin was one of the top three point shooters in the nation and led the conference by shooting .525 from behind the arc in conference play.

Before playing at BYU, Austin put his basketball career on hold and served a two-year mission for his church, living in and serving the communities in Santo Domingo, Dominican Republic where he learned to speak fluent Spanish. Austin is married to the former Crystal Bluth and has two sons, Andre and Finley.



**BRAD STEVENS • Head Coach**

Brad Stevens begins his first season as Head Coach for the Boston Celtics. He was named the 17th head coach in the history of the Boston Celtics on July 3, 2013.

Stevens, 36, joins the Celtics after coaching Butler University where he boasted a 166-49 record, four league regular season championships, three league tournament titles and six trips to postseason tournament play. He has the top two single season win totals in Butler and Horizon League history, and he became the only coach in school history to lead a team to the NCAA Division I national championship game which he did twice.

Stevens owns two Horizon League Coach of the Year awards and has rewritten the NCAA record book for Best Coaching Starts by Wins. During the 2012-13 season, he moved into the top spot on the six-year list with 165 victories. He captured the five-year record (139), moving ahead of Everett Case of North Carolina State (1947-51) in 2011-12, and he owns the three-year (89) and four-year (117) records. He is second on the two-year list with 56 wins.

Stevens left a position as a marketing associate at Eli Lilly and Company in Indianapolis to pursue a career in basketball coaching. He served in a volunteer capacity in Butler's basketball office during the summer of 2000, before eventually gaining a full-time administrative position under Thad Matta. Stevens joined the Bulldogs' staff in 2000-01 as coordinator of basketball operations, handling a variety of administrative duties. He was offered a full-time assistant coaching position by Todd Lickliter in 2001-02. Stevens worked with Lickliter for six seasons, 2001-07. During Stevens' tenure as an assistant coach with the Bulldogs, Butler compiled a 131-61 record, won three Horizon League regular season championships and made four trips to postseason tournament play.

Stevens was introduced as the new men's basketball head coach at Butler University on April 4, 2007, just three days after his former boss, Todd Lickliter, was named head coach at the University of Iowa. He became the third consecutive former Butler assistant coach to be named head coach of the Bulldogs, and he served under the previous two - Thad Matta and Lickliter. In his debut season in 2007-08, Stevens helped Butler become the first team in school and Horizon League history to record 30 wins. The 30-4 Bulldogs captured the Great Alaska Shootout, won a second consecutive Wooden Tradition Trophy, and wrapped up Horizon League regular season and tournament championships. Butler won a first-round NCAA Tournament game, before falling in overtime to #5 Tennessee in the second round. The Bulldogs were ranked in the "Top 25" of the A.P. and ESPN/USA Today national polls for 19 consecutive weeks, including a record three weeks in the "Top 10." Only three coaches in NCAA Division I history - Bill Guthridge, North Carolina (34), Bill Hodges, Indiana State (33) and Jamie Dixon, Pittsburgh (31) - posted more first-year wins than Stevens did. And at the age of 31, Stevens became the third-youngest Division I coach to guide his team to 30 wins - the youngest in more than half a century.

During the 2009-10 season, Stevens led the Bulldogs to a 33-5 overall record, the Horizon League's first 18-0 conference mark and fourth overall unbeaten record, a fourth consecutive league regular season championship, a second Horizon League Tournament crown in three years and a national runner-up finish in the NCAA Tournament. The Bulldogs were nationally-ranked for the fourth straight year, and Butler compiled a school-record, 25-game winning streak, the longest winning streak in the nation. The Butler coach was named NABC All-District 12 Coach, and he was a finalist for several additional national coaching awards. Butler ended the season as the No. 2-ranked team in the final ESPN/USA Today national poll. The following season he guided Butler to a 28-10 campaign, a league-record fifth consecutive Horizon League regular season championship, a second straight league tournament title, a fifth consecutive trip to the NCAA Tournament and a second straight national runner-up finish.

In 2011-12, Stevens led a young Butler team to a 20-win season, a third place finish in the Horizon League regular season race and a return trip to postseason play. He helped the Bulldogs to the semifinals of the Horizon League Tournament and to the semifinals of the College Basketball Invitational.

During the 2012-13 season, Butler's first in the rugged Atlantic 10 Conference, Stevens guided the Bulldogs to 26 wins, a tie for third place in the A-10, a trip to the A-10 Tournament semifinals, a runner-up finish at the Maui Invitational and three "Top 10" victories, including a win over No. 1 Indiana. He had the Bulldogs, picked sixth in the A-10 preseason poll, ranked in the "Top 25" for 11 weeks, reaching as high as No. 9 in both the Associated Press and the USA Today national polls.

Stevens earned a B.A. degree in economics from DePauw in 1999. He was a four-year member of the basketball team at DePauw, earning the squad's "Coaches Award" in 1998-99. He and his wife, Tracy, have two children, son Brady and daughter Kinsley.





RON ADAMS • Assistant Coach

Ron Adams enters his first season as an Assistant Coach with the Boston Celtics. He was named to the position on August 21, 2013. Adams spent the previous three seasons as an Assistant Coach with the Chicago Bulls. Adams rejoined the Bulls after spending two seasons (2008-10) with the Oklahoma City Thunder. Adams' first stint with Chicago was as an assistant coach (2003-08) and as a special assignments scout (2008).

While as an Assistant Coach with the Bulls, Adams helped guide the Bulls to two sets of three consecutive playoff appearances (2004-07, 2010-13). Adams has also held assistant coaching stints with the Milwaukee Bucks (1998-2003), San Antonio Spurs (1992-94) and the Philadelphia 76ers (1994-96). He also served as a player personnel scout for the Portland Trail Blazers (1996-98).

Prior to his work in the NBA, Adams coached at the collegiate level as an Assistant Coach at his alma mater, Fresno Pacific University in 1969 and was promoted to Head Coach in 1972. He also served assistant coaching stints at U.S. International, University of California-Santa Barbara, Fresno State University and University of Nevada-Las Vegas. He was Head Coach at Fresno State during a second tour of duty from 1986-90. Adams has also coached professional basketball in Belgium, consulted and coached with the Canadian National basketball program and two Japanese professional basketball clubs, as well as the Belgian Basketball Federation.

Adams graduated with a degree in History and Political Science from Fresno Pacific University in 1969 and received a Master's degree in Physical Education from Fresno State in 1974. He and his wife Leah, have two children, Jerid and Hayley.



JAMIE YOUNG • Assistant Coach

Jamie Young begins his 12th season with the Boston Celtics. He begins his second season as an Assistant Coach after previously serving four seasons as Advanced Scout.

Prior to the 2007-08 season, Young served as the team's Video Coordinator. In this role he was responsible for all the video breakdowns of the Celtics games and Celtics opponent games and distributing this information to the coaching staff.

Young graduated from Blackburn College (Carlinville, IL) in 1998 with a bachelor's degree in physical education, where he played both basketball and football. An Indiana native, Young currently resides with his wife, Jaynene, and son Jamieson Thomas (four yrs old) in Waltham MA.



JAY LARRANAGA • Assistant Coach

Jay Larranaga enters his second season as an Assistant Coach with the Boston Celtics. Larranaga spent the previous two seasons as head coach of the Erie BayHawks of the NBA Development League. In two seasons with the BayHawks, Larranaga led his squad to consecutive playoff appearances while accumulating a regular season record of 60-40. He also established team records for all-time wins (60), wins in a season (32) and player call-ups (12). During Larranaga's two years in Erie, eight different players received NBA Call-Ups.

Prior to arriving in Erie, Larranaga served as an Assistant Coach at Cornell University in Ithaca, New York and prior to that he was head coach of the Irish National Team for two years. Jay is the son of the current University of Miami Head Coach Jim Larranaga, for whom he played at Bowling Green State University in Bowling Green, Ohio. After graduating from Bowling Green in 1997, Larranaga played professionally in Italy, Spain, France and Greece for 12 years. He won three championships as a player and served as captain of the Irish National Team from 2001-2006. Larranaga spent the summer of 2012 as an assistant for the Ukraine National Team under former NBA coach Mike Fratello.

MICAH SHREWSBERRY • Assistant Coach

Micah Shrewsberry enters his first season as an Assistant Coach with the Boston Celtics. He was named to the position on August 21, 2013.

A former college point guard, Shrewsberry joins the Celtics after spending three seasons with Purdue University as an assistant coach. Shrewsberry joined Purdue after a four-year stint at Butler University under current Celtics Head Coach Brad Stevens. At Butler, Shrewsberry was an assistant coach from 2008-10 and was the coordinator of basketball operations for Butler during the 2007-08 season.

A graduate of Cathedral High School, Shrewsberry began his coaching career in 1999 as a graduate assistant at the University of Indianapolis. After stints as an assistant coach at Wabash College (2000-01) and DePauw University (2001-03), he spent the 2003-04 and 2004-05 season as the director of basketball operations at Marshall University. He also served as the head coach for IU-South Bend during the 2005-06 and 2006-07 seasons.

Shrewsberry earned a B.A. from Hannover in 1999 and a Master's degree in sports management from Indiana State in 2003. He and his wife Molly have four children, Braeden, Nicholas, Caitlin and Grace.

**WALTER MCCARTY • Assistant Coach**

Walter McCarty is in his first season as an Assistant Coach with the Boston Celtics. He was named to the position on August 21, 2013. McCarty rejoined the Celtics prior to the start of the 2012-13 season as a Community Relations Consultant. McCarty spent the 2010-11 season as an assistant coach with the Indiana Pacers after spending the previous three seasons as an assistant coach at the University of Louisville.

McCarty is a native of Evansville, Ind., and was an Indiana All-Star. He played collegiately at the University of Kentucky, where he was part of the Wildcats' NCAA championship team in 1996. A first-round pick of the New York Knicks (19th overall) in 1996, McCarty played for the New York Knicks, Boston Celtics, Phoenix Suns and Los Angeles Clippers before retiring after 10 seasons in the NBA and joining Pitino's staff.

While with the Celtics, McCarty was very active in the team's community outreach program, earning NBA Hometown Hero of the Month honors in 2001. In 2002, McCarty founded the I Love Music Foundation to promote the positive aspects of music and to support the growth of music for youth in the greater Boston area as well as Evansville.

McCarty earned a B.A. in communications at Kentucky in 1996. He and his wife Erin have two daughters: Gabrielle and Sasha.





GARY SCHMIDT • Advance Scout

Gary Schmidt is entering his first season with the Boston Celtics as the team's advance scout. Schmidt joins the Celtics after spending 18 years with the Memphis Grizzlies organization whom he joined in November 1994 prior to the team's inaugural season in Vancouver during the 1995-96 season. Schmidt was the Grizzlies Director of Pro Scouting where he served as their advance scout since 2001.

Prior to joining the Grizzlies, Schmidt was the basketball operations coordinator for the Continental Basketball Association. He also spent three years with Hoop 1 Video, the official scouting service of the NBA.

Schmidt, who also served as an assistant coach with the Canadian National Men's Basketball Team, earned a business degree from the University of Iowa before obtaining a Master's degree in Sports Administration from Western Illinois University.

During the offseason Schmidt, a native of Readlyn, IA, enjoys playing golf.



KWAME GRAVES-FULGHAM • Coaching Associate/Head Video Coordinator

Kwame Graves-Fulgham is entering his fifth season with the Boston Celtics and his first as Coaching Associate/Head Video Coordinator. Graves-Fulgham has spent the previous two seasons as the team's Video Coordinator/Assistant of Basketball Development. He worked for the Celtics during the 2009-10 season as an Assistant Video Coordinator after serving as basketball operations intern during the 2008-09 season. Graves-Fulgham rejoined the Celtics after spending the 2010-11 season with the Cleveland Cavaliers as their Video Coordinator.

Graves-Fulgham graduated from Brandeis University in 2008 with a double major in American Studies and Sociology. He also played for Brandeis University's basketball team from 2004-08 and left as Brandeis' all-time career leader in assists.



ED LACERTE • Athletic Trainer/Physical Therapist

Ed Lacerte begins his 27th season with Boston Celtics, making him the longest-serving athletic trainer in the history of the club.

Lacerte is a registered Physical Therapist, a Certified and Licensed Athletic Trainer, a Certified Strength & Conditioning Specialist, and someone who, in 1993, became Board Certified as a Sports Clinical Specialist by the American Physical Therapist Association. Along with his athletic training duties and physical therapy responsibilities, he used this vast background to serve as the Celtics' Strength and Conditioning Coach for eight seasons.

In 1993, the National Basketball Athletic Trainers Association, in a vote of his peers, selected Lacerte as the 12th annual recipient of the "NBA Athletic Trainer of the Year." He also was named the NBA Athletic Trainer of the Year after the 2011-12 season. Other remarkable honors bestowed on Lacerte include being the athletic trainer to the "Dream Team," the unforgettable 1992 gold medal-winning US Olympic Basketball Team, and athletic trainer and member of the local organizing committee for the U.S. Olympic Gymnastic Trials in 1996 and 2000. Lacerte was also an athletic trainer at the World Cup in 1994. Lacerte's Olympic involvement began with the 1984 LA Summer Olympics at the Boston venue for soccer and he also was involved with drug testing for the USOC in the 1980's. Lacerte has also been a part of three Olympic Sports Festivals (North Carolina, 1987; Oklahoma City, 1989; Minneapolis, 1990) and was the athletic trainer for the 1991 Junior World Championships in Edmonton, Alberta.

A native of Lowell, Massachusetts, Lacerte collected his undergraduate degree in Physical Therapy from Boston University and his Master's Degree in Education from the same university.

Lacerte was head athletic trainer for the Boston University hockey and football teams from 1982 through 1985. He was employed in a physical therapy clinic and was an athletic trainer on the interscholastic level for the next two years before his selection by the Celtics in August 1987.

Lacerte is an associate of the APTA, the National Athletic Trainers Association, and the National Strength and Conditioning Association. He serves as the Treasurer of the NBATA, a post he has held for the past 24 years. Lacerte also maintains a physical therapy clinic, Pro Sports Therapy, at Boston's practice facility, HealthPoint in Waltham and has a location in Westford.

He also is one of five NBA head athletic trainers who contributed to a HarperCollins Publishers book titled, "NBA Workout Training Guide", which was published in January, 1999.

In July, 2009, Lacerte was recognized by the National Basketball Athletic Trainers Association with the Ed Lacerte Service Award. The award was named in his honor for his contributions and exceptional service and assistance to the NBATA. The honor is given to a member of the NBATA every two years by the outgoing chairman.

Ed and his wife, Maureen, have five children: Devin, Taylor, Arianna, Graham and Thea. The family lives in Westford, MA.

**BRYAN D. DOO • Strength & Conditioning Coach**

Bryan Doo is entering his 11th season as the Head Strength and Conditioning Coach for the Boston Celtics. He was named to the position on August 3, 2003.

Prior to joining the Celtics, Doo founded Optimal Fitness: Professionals in Health and Human Performance in Waltham, MA, which specializes in home personal training, speed and agility camps for high school and collegiate athletes, post physical therapy and site management of corporate fitness facilities.

Doo has consulted and trained various NHL, EPL, Olympic and elite athletes. He also served as the Wellness Director at the Harvard Business School from 1998-2001, and a coach at Harvard University. Doo is a frequent and eloquent speaker regarding sports and athletic development, injury prevention and team training at local and national conferences. He also is a regular lecturer at Brown University as part of the Exercise Physiology/ Biomechanics course.

Doo also is co-owner of VO2 breathe, LLC a Metabolic fitness company pairing precise physiological data with professional training that focuses on getting athletes biologically fit.

Doo earned his bachelors degree in Sports and Exercise Science in 1995 from Messiah College in Pennsylvania, while also minoring in Business. He holds his Master's degree in Exercise Science and Health Promotion from California University of Pennsylvania. He is a Certified Strength and Conditioning Specialist (CSCS) from the National Strength and Conditioning Association, the National Academy of Sports Medicine and American College of Sports Medicine.

He currently resides in Waltham, MA with his wife Brianna, daughters Mikayla Jade and Kailani Grace, his dog Bella and cat Ichiro.





DR. BRIAN McKEON • Team Physician

Brian P. McKeon, M.D. is entering his 14th season with the Boston Celtics. He served as Assistant Team Physician for six years before assuming the role of Chief Medical Officer and Head Team Physician in 2005.

McKeon graduated Cum Laude from the University of Connecticut with a BS in Biology. He received his medical degree from Georgetown University's School of Medicine, where he was inducted into the Alpha Omega Alpha (AOA) Honor Medical Society. He completed his residency and internship training

through the University of Connecticut's Integrated Residency Program and a Sports Medicine Fellowship at New England Baptist Hospital in Boston. He is an Assistant Clinical Professor of Orthopedics at the Tufts University School of Medicine and a Sports Medicine Fellowship Instructor at New England Baptist Hospital.

An internationally published author and presenter, McKeon is affiliated with a number of professional societies including the American Orthopedic Society of Sports Medicine and the Professional Team Physician's Society. His primary area of research interest is in articular cartilage and he is currently participating in several clinical trials and funded research studies in that area.



MATT MEYERSOHN • Sr. Director of CR and Player Development

Matt Meyersohn is in his seventh season in Community Relations with the Boston Celtics. He oversees the team's community and youth outreach programs and this season marks his fifth year with the dual role of Director of Player Development.

Between his internship with the Celtics in 2003 and returning to the team in 2006, Meyersohn spent a year and a half working with the NBA and a year with the New England Patriots in Community Affairs and Marketing. Meyersohn graduated from Wesleyan University (CT) with a

dual degree in Urban Studies/Education and Psychology and completed his MBA at Boston College in 2011.

Meyersohn was born and raised in Cambridge where he continues to volunteer as a youth basketball coach. He currently lives in Charlestown and is on the regional board of two non-profit organizations, Playworks and Easter Seals.



FRANK BURKE • Director of Basketball Operations

Frank Burke enters his 16th season with the Celtics. A former intern, Burke joined the team full-time as a Marketing Assistant for one season prior to moving to Basketball Operations. Burke served as a Basketball Operations Assistant and as Team Player Programs Director before taking on his current role. As Director of Basketball Administration, Burke is involved in the day-to-day operations of the team and assists General Manager Danny Ainge in all facets of basketball operations.

Burke is a native of Arlington, MA and a graduate of Tufts University where he played football and majored in English. He and his wife Tracey have a son, Jackson, and two daughters, Bailey and Sadie.

JOJO WHITE • Director of Special Projects

JoJo White, a standout player on two Boston World Championship teams, was hired by the Celtics as Director of Special Projects in May, 2000. In his role with the Celtics, White has a wide range of responsibilities within the marketing and community relations departments.

White spent the first 10 years of his 12-year playing career with Boston. He finished his career with the Celtics averaging 18.3 points per game, leading the team in scoring once and in assists four times. He played key roles in Boston's run to both the 1973-74 and 1975-76 world titles, finishing with a 21.5 career playoff scoring average. He played 60 minutes in the Celtics historic game five triple-overtime win over the Phoenix Suns on the Boston Garden's parquet floor in the 1976 NBA Finals, and was later named the series Most Valuable Player.

White's streak of 488 consecutive games played remains a franchise record. A seven-time All-Star, White's number 10 jersey was retired by the Celtics in a ceremony at the Boston Garden on April 9, 1982.

**DAVE COWENS** • Consultant

Dave Cowens began working with the Celtics as a Consultant prior to the start of the 2010-11 season. Cowens comes to the Celtics after spending three seasons with the Detroit Pistons as an Assistant Coach. Prior to joining the Pistons he served as head coach and general manager for the expansion Chicago Sky in the WNBA in 2006.

Originally selected by the Boston Celtics in the first round of the 1970 NBA Draft (fourth overall), Cowens enjoyed a prolific 11-year NBA career, including 10 with the Celtics. The 6'9" center, who earned a reputation as a blue-collar player who outworked his opponents with hustle and desire, became the 14th player in Celtics franchise history to have his jersey (#18) retired on February 8, 1981. He earned NBA Co-Rookie of the Year honors in 1970-71 (along with Portland's Geoff Petrie) and the league's Most Valuable Player award in 1972-73, when he averaged career-high figures in both scoring (20.5) and rebounding (16.2).

A member of the NBA's 50 Greatest Players of All-Time, Cowens was a member of two NBA Championship teams with the Celtics (1974-76), earned All-NBA Second Team honors three times (1973, 1975, 1976), NBA All-Defensive First Team honors once (1976), NBA All-Defensive Second Team honors twice (1975, 1980) and ranked among the league's top 10 rebounders seven times. Furthermore, he was a member of the Eastern Conference All-Star team on six occasions, highlighted by the 1973 classic in Chicago, when he earned MVP honors.

A Kentucky native, Cowens attended Florida State University, where he still holds the single-game record for rebounds in a game (31). He and his wife, Deby, have two daughters, Meghan and Samantha.

**DANA BARROS** • Community Relations Consultant

Dana Barros began working with the team as a Consultant prior to the start of the 2010-11 season. He originally joined the team prior to the 1995-96 season when he signed as an unrestricted free agent, coming to the team from the Philadelphia 76ers where he had earned the NBA's Most Improved Player Award. Barros was a member of the Celtics from 1995-2000 in which he averaged 10.1 points per game and recorded a three-point field goal percentage of .407. Barros joined the Celtics for the remainder of the 2003-04 season and appeared in one final game for the Celtics in which he scored six points in 11 minutes. Barros retired with career averages of 10.5 points, 3.3 assists and a three-point field goal percentage of .411.

Barros and his wife Veronica have two sons, Jordan and Jayson.





BILL REISSFELDER • Sr. VP & Chief Financial Officer

Bill Reissfelder begins his 18th season with the Boston Celtics. He was named Chief Financial Officer in January 2003, and he previously served as Vice President and Controller since joining the organization in 1996.

Prior to joining the Celtics, Reissfelder served as the Financial Controller for Open Environment Corporation, and spent nine years at Ernst & Young, LLP, most recently as a Senior Manager in Entrepreneurial Services. He is a CPA and a graduate of Babson College.

Reissfelder and his wife Mary live in Westwood, MA with their four children: Billy, Joe, John and Kathleen.



SHAWN SULLIVAN • Chief Marketing Officer

Shawn Sullivan begins his 18th season with the Boston Celtics and sixth as Chief Marketing Officer. He was named Vice President of Ticket Sales, Marketing and Service in September 2005 and he previously served as Vice President of Ticket Sales and Service since January 2003.

Sullivan is responsible for the Celtics marketing and sales campaigns as well as all customer service, season ticket holder benefit initiatives and game operations.

He was awarded the 2012 Hatch Award for "Marketer of the Year" by the Ad Club of Boston. He was honored by the Sports Business Journal as a member of the "Forty under 40" class of 2009. He was recognized by the Boston Business Journal as one of Boston's 40 under 40 in 2006.

Prior to joining the Celtics as an Account Executive in 1996, Sullivan served as a Group Sales Account Executive for the New Boston Garden Corporation. He is a graduate of Southern New Hampshire University.

Sullivan and his wife Robyn live in Scituate, MA with their two sons, Aidan and Keegan. An active youth sports coach he was awarded the Positive Coaching Alliance's Double-Goal Coach Award in 2013 for his positive impact on youth athletes.



TED DALTON • VP of Corporate Partnerships & Business Development

Ted Dalton begins his 9th season with the Boston Celtics. In September of 2012, he was named Senior Vice President, Corporate Partnerships and Business Development. In his role, Dalton is responsible for partnership sales and activation, community relations and business development.

Prior to joining the Celtics as Director of Corporate Partnerships in 2005, Dalton served as Director of Business Development for 16W Marketing, a full service sports marketing firm. There he was responsible for managing their corporate sales and consulting division. Before working at 16W Marketing, Dalton held positions with SFX Sports, Integrated Sports International and Walt Disney Attractions.

In addition to his duties at the Celtics, Dalton currently serves on the Wesleyan University Athletic Advisory Council, the St. Patrick School and Church Advisory Board, the Trustee Associate Board at Boston College High School, and the Team Advisory Council for InStadium.

A graduate of Wesleyan University with degrees in Economics and Government, and the University of Massachusetts with a Masters in Sports Management, he currently resides in Wakefield, MA with his wife Jennifer and their three sons, Andrew, William and James.

JEFF TWISS • VP of Media Services/Alumni Relations

Jeff Twiss begins his 33rd season with the Boston Celtics. He joined the Celtics in 1981 upon receiving his Master's Degree in Sport Management from the University of Massachusetts-Amherst. Prior to his association with the Celtics and the NBA, Twiss was a teacher and a three-sport coach at Randolph (VT) Union High School. He graduated from the University of Vermont in 1977. Twiss serves as the conduit for the media with Celtics ownership, coaches, players and staff and he is the contact for former Celtics players.



Twiss was elected by his peers to serve as President of the National Basketball Public Relations Directors Association in 1987. In 1992, he received the Distinguished Alumni Award from the University of Vermont. In 1999, Twiss received the University of Massachusetts Sports Management department's Harold J. VanderZwaag Distinguished Alumni Award. In September, 2004, he was inducted into the New England Basketball Hall of Fame. In 2005, Twiss received the NBA's McHugh/Splaver "Tribute to Excellence" Award. In 2009, he received the Boston Press Photographers Association's Sports Personality Award.

Twiss and his wife, Sarah, have two children: Cameron and Lindsay.

JAY WESSLAND • VP of Technology

Jay Wessland begins his 24th season with the Boston Celtics. He joined the Celtics game-night staff in 1990 and has been a fixture courtside ever since. He served as Director of Technology for six years before being named Vice President in 2006. In this role, Jay is responsible for all aspects and uses of technology including those in IT, Basketball Scouting and Video and Arena/Event. He played a key role in the 2006 infrastructure and technical upgrades at the TD Garden.



In 2001, Jay was loaned to TNT for the Goodwill Games in Brisbane, Australia where Team USA, coached by former Celtics Head Coach Doc Rivers, captured the Gold Medal. Prior to joining the Celtics, Jay held various engineering and sales roles in the Boston high-tech corridor. Jay started his career at IBM in Poughkeepsie, NY. He holds a Bachelor's Degree in Electrical Engineering from Virginia Tech University.

Wessland and his wife, Marla, live in Somerville, MA along with their daughter, Sara.

FRONT OFFICE

FRONT OFFICE STAFF



Kit Ackerman
Team
Mascot



Emily Austen
Celtics.com
Reporter



Brian Babineau
Team
Photographer



Steve Babineau
Team
Photographer



Brandon Bailey
Assistant Video
Coordinator



Chris Baker
Director of
Corporate Partnerships Sales



Susan Barabino
Executive
Assistant



Rob Billings
Risk
Management



Cindy Brennan
Director of Boston Celtics
Shamrock Foundation



Brian Burnard
Sr. Manager of
Premium Sales



Paul Cacciatore
Sr. Director of
Business Operations



Nicholas Cacicci
Premium Sales
Account Executive



Tessa Caffrey
Sr. Director of Corporate
Partnerships Activation



Todd Campbell
Physical
Therapist



Drew Cannon
Basketball Operations
Analyst



Craig Cassano
Sr. Account
Executive



Lauren Chesnolvich
Fan Relations
Specialist



Pete Chrisafideis
Home Equipment
Personnel



David Cohen
Account
Executive



Remy Cofield
Basketball Operations
Assistant



John Connor
Team Travel &
Equipment Manager



Wendy Cooper
Executive
Assistant



Chrissy Cronin
Group Sales
Account Executive



Jacob Cruz
Account
Executive



Marc D'Amico
Digital
Content Manager

FRONT OFFICE STAFF

FRONT OFFICE



Jim Davis
Director of
Ticket Sales



Brian Dolan
Physical
Therapist



Meghan Donovan
Ticket Sales and
Advertising Coordinator



Ashley Earle
Sr. Coordinator of
Community Relations



Peter Fayette
Senior Accountant &
Operations Manager



Nicole Federico
Director of
Business Development



Ian Frenette
Vice President of Corporate
Partnership Sales



Steven Gadsden
Digital Media
Coordinator



Sarah Galligan
Fan Relations
Specialist



Brittany Glenn
Corporate Partnerships
Activation Coordinator



Matt Griffin
VP, Strategic Marketing
and Business Operations



Jon Greenberg
Staff Accountant &
Assistant Office Manager



Mackenzie Henderson
Vice President of Ticket Sales
& Advertising



Dave Hoffman
Community Relations
Sr. Manager



Kara Hutchinson
Director of
Strategic Marketing



Steve Hutchinson
Group Sales
Account Executive



Duane Johnson
Director of
Ticket Operations



Kara Keena
Corporate Partnerships
Activation Manager



Kelsey Keena
Community Relations
Assistant



Tim Knecht
Information Technology
Assistant



Armand Lavallee
Assistant Strength
& Conditioning Coach



Tristan Lenhart
Corporate Partnerships
Activation Manager



David Lewin
Director of
Scouting



Patrick Lynch
Director of Operations
& Accounting



Phil Lynch
Director of
Team Security

FRONT OFFICE

FRONT OFFICE STAFF



Shannon MacGregor
Director of
Fan Relations



Colleen Mack
Fan Relations
Specialist



Andrew Mannix
Basketball Facilities
Manager



Steve Markos
Director of
Corporate Partnerships Sales



Brendan Mitchell
Account
Executive



Ben Nickerson
Sr. Coordinator
Sales Operations



Kathleen Nimmo
Team Services
Manager



Ronald Nored, Jr
Skill Development
Assistant



Francis O'Bryant
Operations
Liaison



Brian Olive
Media Services
Manager



Marina Ortega
Dance Team
Director



Jillian Paine
Inside Sales
Manager



John Picard
Digital
Videographer



Katie Punda
Strategic Marketing
Coordinator



William Ramos
Sr. Coordinator of
Digital Development



Frank Randall
Locker Room
Attendant



Tim Rath
Vice President and
Controller



Barbara Reed
Sr. Director of Human
Resources & Investor Services



Siobhan Sherbovich
Sr. Premium Sales
Account Executive



Andrew Sherwin
Ticket Operations
Manager



Vladimir Shulman
Massage
Therapist



Keith Sliney
Creative
Director



Luigi Sorbara
Basketball Statistics
Analyst



Jake Spiak
Corporate Partnerships
Sales Coordinator



Peter Stringer
Sr. Director of
Digital Media



David Sparks
Director of
Basketball Analytics



Sean Sullivan
Sr. Director of
Event Presentation



Gina Tauro
Corporate Partnerships
Activation Assistant



Stephen Thiel
Corporate Partnerships
Activation Coordinator



Patrick Walcek
Account
Executive



Heather Walker
Sr. Director of
Public Relations



Jake Wendling
Game Presentation
Manager



Ariann Williams
BCSF/Community Relations
Assistant



Vered Yakovee
Associate
Team Counsel





PLAYERS

2013-14 ROSTER

NO.	PLAYER	POS	HT	WT	DOB	PRIOR TO NBA/HOME COUNTRY	YRS
52	Chris Babb	G	6-5	225	02/14/90	Iowa State/USA	R
30	Brandon Bass	F	6-8	250	04/30/85	Louisiana State/USA	8
40	Damen Bell-Holter	F/C	6-9	245	04/13/90	Oral Roberts/USA	R
4	Keith Bogans	G/F	6-5	215	05/12/80	Kentucky/USA	10
0	Avery Bradley	G	6-2	195	11/26/90	Texas/USA	3
12	MarShon Brooks	G/F	6-5	200	01/26/89	Providence/USA	2
27	Jordan Crawford	G	6-4	195	10/23/88	Xavier (OH)/USA	3
38	Vitor Faverani	C	6-11	260	05/05/88	Valencia Basket/Brazil	R
8	Jeff Green	F	6-9	235	08/28/86	Georgetown/USA	5
43	Kris Humphries	F	6-9	235	02/06/85	Minnesota/USA	9
11	Courtney Lee	G	6-5	200	10/03/85	Western Kentucky/USA	5
41	Kelly Olynyk	F	7-0	238	04/19/91	Gonzaga/Canada	R
26	Phil Pressey	G	5-11	175	02/17/91	Missouri/USA	R
9	Rajon Rondo	G	6-1	186	02/22/86	Kentucky/USA	7
36	DeShawn Sims	F	6-8	225	01/21/88	Michigan/USA	R
7	Jared Sullinger	F	6-9	260	03/04/92	Ohio State/USA	1
44	Kammron Taylor	G	6-2	175	08/28/84	Wisconsin/USA	R
45	Gerald Wallace	F	6-7	220	07/23/82	Alabama/USA	12

HEAD COACH

Brad Stevens (DePauw)

ASSISTANT COACHES

Ron Adams (Fresno Pacific, Fresno State)

Jamie Young (Blackburn College)

Jay Larranaga (Bowling Green)

Walter McCarty (Kentucky)

Micah Shrewsberry (Hanover)



POSITION Forward

HEIGHT 6-8

WEIGHT 250

BIRTHDATE 04/30/85

BIRTHPLACE Baton Rouge, LA

HIGH SCHOOL Capitol HS (Baton Rouge, LA)

COLLEGE Louisiana State

YEARS Starting 9th

DRAFTED New Orleans Hornets, Second Round, 33rd overall pick, 2005 NBA Draft

BRANDON BASS #30

CAREER STATISTICS

NBA REGULAR SEASON RECORD

YEAR TEAM	G-GS	MIN	FGM-FGA	PCT	FG3-FG3A	PCT	FT-FTA	PCT	OFF-DEF-TOT	AST	PF-DQ	STL	TO	BS	PTS	AVG
05-06 New Or.	29-1	268	28-70	.400	0-0	---	12-19	.632	18-50-68	3	18-0	3	11	7	68	2.3
06-07 New Or.	21-1	162	15-44	.341	0-1	.000	12-16	.750	13-30-43	3	16-0	2	10	3	42	2.0
07-08 Dallas	79-3	1556	246-493	.499	0-4	.000	162-197	.822	120-227-347	58	150-0	22	82	48	654	8.3
08-09 Dallas	81-0	1575	252-508	.496	0-6	.000	182-210	.867	129-238-367	45	140-0	27	86	55	686	8.5
09-10 Orlando	50-3	648	119-233	.511	0-0	---	52-63	.825	54-73-127	19	69-0	12	31	27	290	5.8
10-11 Orlando	76-51	1980	332-645	.515	0-2	.000	190-233	.815	134-290-424	57	159-0	27	97	52	854	11.2
11-12 Boston	59-39	1868	303-632	.479	0-0	---	132-163	.810	95-270-365	55	135-1	34	65	54	738	12.5
12-13 Boston	81-69	2239	286-589	.486	0-2	.000	129-150	.860	129-296-425	84	188-1	44	80	64	701	8.7
TOTALS	476-167	10296	1581-3214	.492	0-15	.000	871-1051	.829	692-1474-2166	322	875-2	171	462	310	4033	8.5

NBA PLAYOFF RECORD

YEAR TEAM	G-GS	MIN	FGM-FGA	PCT	FG3-FG3A	PCT	FT-FTA	PCT	OFF-DEF-TOT	AST	PF-DQ	STL	TO	BS	PTS	AVG
07-08 Dallas	5-0	133	17-36	.472	0-1	.000	24-25	.960	20-14-34	2	12-0	3	3	3	58	11.6
08-09 Dallas	10-0	192	33-60	.550	0-0	---	28-31	.903	13-28-41	7	22-0	7	4	4	94	9.4
09-10 Orlando	7-0	42	7-13	.538	0-0	---	5-6	.833	2-6-8	1	2-0	0	1	0	19	2.7
10-11 Orlando	6-6	139	16-38	.421	0-0	---	12-13	.923	12-13-25	2	7-0	3	7	5	44	7.3
11-12 Boston	20-20	608	81-175	.463	0-0	---	59-64	.922	26-79-105	15	50-1	14	15	10	221	11.1
12-13 Boston	6-5	204	14-29	.483	0-0	---	12-15	.800	8-32-40	7	17-1	2	5	1	40	6.7
TOTALS	54-31	1318	154-322	.479	0-1	.000	140-154	.909	81-172-253	34	110-2	29	35	23	476	8.8

CAREER HIGHS

CAREER REGULAR SEASON SINGLE-GAME HIGHS

Minutes	43, 03/11/12, Boston at LA Lakers
Field Goals	11, 12/03/10, Orlando at Detroit
Field Goal Attempts	19, 04/16/12, Boston at Charlotte (Twice)
Three-Point Field Goals	None
Three-Point Attempts	2, 11/23/07, Dallas at Indiana
Free Throws	9, 03/23/11, Orlando at New York (Three Times)
Free Throw Attempts	12, 01/08/09, New York at Dallas (Twice)
Offensive Rebounds	7, 04/16/08, New Orleans at Dallas
Defensive Rebounds	9, 02/19/13, Boston at Denver (Four Times)
Total Rebounds	13, 03/10/13, Boston at Oklahoma City (Three Times)
Assists	4, 02/03/13, LA Clippers at Boston (Twice)
Steals	3, 01/30/13, Sacramento at Boston (Three Times)
Turnovers	5, 04/05/11, Milwaukee at Orlando (Twice)
Blocks	4, 03/04/12, New York at Boston (Three Times)
Points	27, 12/03/10, Orlando at Detroit

CAREER POSTSEASON SINGLE-GAME HIGHS

Minutes	42, 05/03/13, New York at Boston
Field Goals	9, 05/21/12, Philadelphia at Boston
Field Goal Attempts	15, 05/14/12, Philadelphia at Boston
Three-Point Field Goals	None
Three-Point Attempts	1, 04/19/08, Dallas at New Orleans
Free Throws	12, 05/09/09, Denver at Dallas
Free Throw Attempts	14, 05/09/09, Denver at Dallas
Offensive Rebounds	6, 04/29/08, Dallas at New Orleans (Twice)
Defensive Rebounds	7, 05/30/12, Boston at Miami
Total Rebounds	10, 04/23/13, Boston at New York (Three Times)
Assists	4, 05/26/12, Philadelphia at Boston
Steals	4, 06/09/12, Boston at Miami
Turnovers	3, 04/22/08, Dallas at New Orleans
Blocks	2, 05/21/12, Philadelphia at Boston (Five Times)
Points	27, 05/21/12, Philadelphia at Boston

2012-13 SEASON: Averaged 8.7 points, 5.2 rebounds, 1.0 assists and 0.79 blocks in 27.6 minutes per game...Netted a then season-high 16 points to go along with five rebounds against Chicago on Nov. 12...Tied a season-high with 16 points against San Antonio on Nov. 21...Notched a double-double against Orlando on Nov. 25 with 13 points and 12 boards...Recorded 12 points, eight rebounds, a season-high tying two steals and a season-high three blocks against Minnesota on Dec. 5...Tied a career-high with four assists against the LA Clippers on Feb. 3...Tied a career-high with 13 rebounds at Oklahoma City on Mar. 10...Notched a double-double finishing with a season-high tying 16 points to go along with 11 rebounds at Dallas on Mar. 22...Notched a new season high of 22 points at Cleveland on Mar. 27...Recorded double-figures in points in 33 games and recorded 20 or more points twice...Recorded three double-doubles...Led the Celtics in scoring five times, rebounding 11 times, steals 10 times, blocks 26 times and minutes seven times...Recorded his 2,000th rebound against Chicago on Feb. 13...Recorded his 4,000th point against Miami on Apr. 12...**PLAYOFFS:** Averaged 6.7 points, 6.7 rebounds and 1.2 assists in 34.0 minutes per game.

PROFESSIONAL CAREER: 2011-12: Averaged a career-high 12.5 points and a career-high 6.2 rebounds in 31.7 minutes per game...In his first game as a Celtic, recorded a double-double with 20 points and 11 rebounds against New York on Dec. 25...Recorded a double-double against New Jersey on Jan. 4 with 15 points and a career-high tying 13 rebounds...Recorded his first start as a Celtic against Chicago on Jan. 13 and recorded 10 points, nine rebounds, a steal and a block in 32:41 of action...Tied a career-high with four blocks against New York on Mar. 4...Posted a season-high 22 points against Golden State on Mar. 14...Tied a season-high with 22 points at Charlotte on Apr. 15...Set a career-high with three steals against Chicago on Apr. 5...Missed a total of seven games due to a sore left knee (Feb. 5; Feb. 12 - Feb. 22)...Averaged 12.9 points, 6.2 rebounds and 1.1 blocks in his 39 starts...Recorded his 3,000th career point against Golden State on Mar. 14...Led the Celtics in rebounding 17 games, blocks 18 times and minutes 11 times...**PLAYOFFS:** Averaged 11.1 points, 5.3 rebounds and shot 92.2% from the free-throw line...Scored a playoff career-high 27 points against Philadelphia on May 21...Also posted career-highs in rebounds (10), assists (four) and minutes played (41). **2010-11:** Averaged a career-high 11.2 points and 5.6 rebounds in 26.1 minutes per game...Made 51 starts in which he averaged 11.8 points and 5.8 rebounds per game...Shot a career-high 51.5% from the floor...Ranked 19th in the NBA in field goal percentage...Led or tied the team in scoring three times and in rebounding five times...Scored in double-figures 45 times and had 20 or more points three times...Scored a career-high 27 points against Detroit on Dec. 3...Had three double-doubles...Recorded at least one blocked shot 35 times and had two or more blocks 12 times...Pulled down his 1,000th rebound against Memphis (Nov. 15) and scored the 2,000th point of his career at Denver (12/14)...**PLAYOFFS:** Started in all six playoff games, averaging 7.3 points and 4.2 rebounds in 23.2 minutes per game...**2009-10:** Played in 50 games for Orlando, averaging 5.8 points and 2.5 rebounds in 13.0 minutes per game...Shot 511 (119-233) from the floor...Made three starts, averaging 10.0 points, 3.0 rebounds and 1.00 steal in 24.7 minutes per game during that span...Scored in double figures 11 times, including a season-high 17 points on Dec. 2 vs. New York...Grabbed a season-best nine rebounds on Mar. 13 against Washington...Recorded his 900th career NBA rebound on Mar. 3 vs. Golden State...Had at least one blocked shot 19 times, including a season-high three blocks on Dec. 16 vs. Toronto...Missed one game (Nov. 13) due to the flu...DNP-CD 31 times...**PLAYOFFS:** Appeared in seven postseason contests, averaging 2.7 points and 1.1 rebounds in 6.0 minutes per game...**2008-09:** Played in 81 games with Dallas, averaging 8.5 points and 4.5 rebounds in 19.4 minutes per game...Shot .496 (252-408) from the field and .867 (182-210) from the free-throw line...Tied for 19th in the NBA in free-throw percentage...Scored in double figures 31 times...Recorded four double-doubles...Pulled down 10+ rebounds five times, including a career-high 13 boards on Apr. 10 vs. New Orleans...Had at least one blocked shot 41 times, including a career-high four blocks on both Jan. 8 vs. New York and Feb. 25 vs. Milwaukee...**PLAYOFFS:** Appeared in 10 games averaging 9.4 points and 4.1 rebounds in 19.2 minutes per game...**2007-08:** Appeared in 79 games (one start) with Dallas, averaging 8.3 points and 4.4 rebounds in 19.7 minutes per game...Scored in double figures 34 times, including a career-high 21 points on Mar. 30 @ Golden State...Missed two games due to injury: Nov. 5 due to a sprained left ankle and Jan. 23 due to a sore right Achilles...Also DNP-CD on Dec. 28...**PLAYOFFS:** Played in five postseason outings, averaging 11.6 points and 6.8 rebounds in 26.6 minutes per game, while shooting .960 (24-25) from the free throw line...**2006-07:** Played in 21 games (three starts) with New Orleans, averaging 2.0 points and 2.0 rebounds in 7.7 minutes per game...Registered 37 DNP-CDs and spent 24 games on the Inactive List...**2005-06:** Appeared in 29 games (one start) during his rookie campaign with New Orleans, averaging 2.3 points and 2.3 rebounds in 9.2 minutes per game...Made his NBA debut on Nov. 1 vs. Sacramento, tallying two points and one rebound...Made first career start on Apr. 17 at Phoenix, recording four points and three boards...Played in one game with the Tulsa 66ers of the NBA Development League (16 pts, 5 rebs)...Had 25 DNP-CDs and was on the Inactive List for 28 games.

COLLEGE CAREER: Played two seasons at Louisiana State University, averaging 15.1 points, 8.2 rebounds and 1.76 blocks in 34.2 minutes per game in 59 career games...Finished career as LSU's third all-time leading shot blocker (104)...Posted 19 double-doubles and scored 20+ points 13 times...As a sophomore (2004-05), named SEC Player of the Year and earned Honorable Mention All-America honors from The Associated Press, after averaging 17.3 points, 9.1 rebounds and 1.8 blocks per game...Led the SEC in field goal percentage (.567), while ranking third in scoring, second in rebounding and fourth in blocked shots...As a freshman (2003-04), averaged 12.8 points, 7.4 rebounds and 1.9 blocks per game...Led the team and was eighth in the SEC in blocked shots, while standing second on the Tigers in both scoring and rebounding.

HOW ACQUIRED: Acquired from Orlando in exchange for Glen Davis and Von Wafer on December 12, 2011.

PERSONAL: Full name is Brandon Sam Bass...Has one son, Brandon, Jr. (3)...Nickname is "BBass"... Younger brother, Chris, plays basketball at LSU...Favorite food is red beans and rice...Likes to relax by watching television...Honored by LSU as a member of the 2000's All-Decade Team as part of a celebration of 100 years of Tigers basketball in March of 2008...Dedicated new Reading and Learning Centers in the Dallas-Fort Worth area...The Brandon Bass Reach Back Foundation hosted summer camp for 40 underprivileged children in the Dallas-Fort Worth area...Raised money with every field goal made between March and April 2008 to benefit the Brandon Bass Youth Basketball Summer Camp.



POSITION Guard/Forward

HEIGHT 6-5

WEIGHT 215

BIRTHDATE 05/12/80

BIRTHPLACE Washington, DC

HIGH SCHOOL DeMatha HS (Hyattsville, VA)

COLLEGE Kentucky

YEARS Starting 11th

DRAFTED Milwaukee Bucks, Second Round, 43rd Overall, 2003 NBA Draft

KEITH BOGANS

#4

CAREER STATISTICS

NBA REGULAR SEASON RECORD

YEAR TEAM	G-GS	MIN	FGM-FGA	PCT	FG3-FG3A	PCT	FT-FTA	PCT	OFF-DEF-TOT	AST	PF-DQ	STL	TO	BS	PIS	AVG
03-04 Orlando	73-36	1786	183-454	.403	67-187	.358	65-103	.631	106-211-317	98	128-2	46	75	10	498	6.8
04-05 Charlotte	74-42	1791	262-688	.381	57-173	.329	133-183	.727	167-150-226	135	167-1	68	122	8	714	9.6
05-06 CHA/HOU	72-31	1912	215-544	.395	65-200	.325	127-186	.683	55-200-255	128	167-1	71	90	9	622	8.6
06-07 Orlando	59-18	989	99-245	.404	53-137	.387	47-63	.746	16-77-93	59	98-0	28	46	2	298	5.1
07-08 Orlando	82-35	2197	241-588	.410	148-409	.362	81-110	.736	42-224-266	104	164-0	59	53	10	711	8.7
08-09 ORL/MIL	65-15	1272	119-324	.367	74-218	.339	52-57	.912	31-171-202	64	105-0	43	41	4	364	5.6
09-10 SA	79-50	1559	120-298	.403	70-196	.357	37-50	.740	25-151-176	95	156-1	45	53	12	347	4.4
10-11 Chicago	82-82	1461	124-307	.404	90-237	.333	21-32	.656	19-129-148	101	113-0	38	41	9	359	4.4
11-12 New Jersey	5-1	94	8-21	.381	3-12	.250	2-5	.400	5-6-11	3	15-0	2	3	0	21	4.2
12-13 Brooklyn	74-23	1408	108-284	.380	84-245	.343	11-17	.647	16-104-120	76	108-0	28	49	4	311	4.2
TOTALS	665-333	14469	1479-3753	.394	711-2014	.353	576-806	.715	391-1423-1814	863	1221-5	428	573	68	4245	6.4

NBA PLAYOFF RECORD

YEAR TEAM	G-GS	MIN	FGM-FGA	PCT	FG3-FG3A	PCT	FT-FTA	PCT	OFF-DEF-TOT	AST	PF-DQ	STL	TO	BS	PIS	AVG
07-08 Orlando	10-0	292	25-68	.368	15-45	.333	8-11	.727	4-38-42	11	26-0	4	7	0	73	7.3
09-10 SA	8-0	55	2-10	.200	1-6	.167	0-0	---	1-5-6	2	9-0	2	2	1	5	0.6
10-11 Chicago	16-16	307	28-69	.406	25-59	.424	1-4	.250	4-16-20	12	26-0	10	7	3	82	5.1
12-13 Brooklyn	2-0	23	0-1	.000	0-1	.000	0-0	---	0-2-2	2	3-0	0	1	0	0	0.0
TOTALS	36-16	677	55-148	.372	41-111	.369	9-15	.600	9-61-70	27	64-0	16	17	4	160	4.4

CAREER HIGHS

CAREER REGULAR SEASON SINGLE-GAME HIGHS

Minutes	49, 03/26/06, Cleveland at Houston
Field Goals	10, 03/19/05, Charlotte at Dallas
Field Goal Attempts	19, 04/11/05, Charlotte at Atlanta (Twice)
Three-Point Field Goals	6, 03/19/05, Charlotte at Dallas
Three-Point Attempts	11, 02/26/07, New York at Orlando
Free Throws	8, 04/06/05, Charlotte at Philadelphia (Twice)
Free Throw Attempts	13, 11/16/04, Utah at Orlando
Offensive Rebounds	6, 01/09/04, Washington at Orlando
Defensive Rebounds	11, 11/15/03, Orlando at LA Clippers
Total Rebounds	12, 03/15/09, Boston at Milwaukee (Three Times)
Assists	7, 01/31/07, Milwaukee at Orlando (Three Times)
Steals	6, 11/11/10, Golden State at Chicago
Turnovers	5, 01/16/10, San Antonio at Memphis (Four Times)
Blocks	2, 03/05/10, New Orleans at San Antonio (Four Times)
Points	28, 11/16/04, Utah at Charlotte

CAREER POSTSEASON SINGLE-GAME HIGHS

Minutes	35, 04/28/08, Toronto at Orlando
Field Goals	5, 04/26/11, Indiana at Chicago
Field Goal Attempts	11, 04/28/08, Toronto at Orlando (Twice)
Three-Point Field Goals	5, 04/26/11, Indiana at Chicago
Three-Point Attempts	9, 04/28/08, Toronto at Orlando
Free Throws	3, 04/26/08, Orlando at Toronto
Free Throw Attempts	4, 04/26/08, Orlando at Toronto
Offensive Rebounds	2, 04/18/11, Indiana at Chicago
Defensive Rebounds	7, 05/13/08, Orlando at Detroit
Total Rebounds	7, 05/13/08, Orlando at Detroit (Twice)
Assists	3, 04/26/08, Orlando at Toronto
Steals	2, 04/26/11, Indiana at Chicago
Turnovers	2, 05/24/11, Chicago at Miami (Six Times)
Blocks	2, 04/23/11, Chicago at Indiana
Points	15, 04/26/11, Indiana at Chicago

2012-13 SEASON: In 74 games (23 starts), averaged 4.2 points and 1.6 rebounds in 19.0 minutes per game... Scored in double-digits six times... Led the team in steals seven times (six ties)... Led the bench in scoring in five games (one tie)... Recorded a season-high-tying five assists at CLE on 4/3... Scored 11 points, while going 3-6 from three-point range at POR on 3/27... Scored nine points while making all three of his three-point field goal attempts at LAC on 3/23... Recorded nine points shooting (50% from three point range) at Dallas on 3/20... Scored 12 points, shooting 3-3 from three-point range at New Orleans on 2/26... Scored 12 points with four rebounds vs. ORL on 1/28... Scored eight points with four rebounds at NYK on 1/21... Tallied a season-high 13 points and two rebounds vs. PHI on 12/23... Scored 11 points on 3-5 shooting from beyond the arc... Has been inactive once... DNP seven times (five – CD, two – tight lower back)... **PLAYOFFS:** Appeared in two games totaling 23 minutes, two rebounds and two assists.

PROFESSIONAL CAREER: 2011-12: Shot .381 (8-21) from the field... Suffered a season-ending injury on February 8 against Detroit, torn deltoid ligament as well as a fractured left ankle... **2010-11:** For the second time in his career, he appeared in 82 games (82 starts)... Posted 14 points and a career-high six steals vs. Golden State on 11/11... **PLAYOFFS:** Appeared in 16 games (all starts) for the Bulls, and averaged 5.1 points and 1.3 rebounds in 19.2 minutes while shooting .406 from the field and .424 from behind the arc... Scored a playoff career-high 15 points (5-7 3FG, 3-4 FT) at Phoenix on 12/16, 14 points (6-8 FG, 2-3 3FG) vs. Indiana on 12/19 and 11 points (4-6 FG, 3-4 3FG) against the Los Angeles Clippers on 12/21... Handed out a season-high six assists vs. Golden State on 3/19... **PLAYOFFS:** Appeared in eight playoff games with the Spurs, and totaled five points and six boards in 55 total minutes (6.9 mpg)... **2008-09:** Split the season between Orlando (36 games, 15 starts) and Milwaukee (29 games)... Reached double-figures in scoring 12 times... Shot a career-high .912 (31-33) from the free-throw line... Scored a season-high 22 points while adding five boards, three assists and two steals against Atlanta on 4/8... Notched 16 points (5-8 FG, 4-6 3FG, 2-2 FT) at Phoenix on 12/12... Had five steals vs. Golden State on 3/7... Tied his career-high with 12 rebounds against Boston on 3/15... **2007-08:** He was one of four players to appear in all 82 games for the Magic (35 starts)... Scored in double figures 36 times, including a season-high 22 points at Golden State on 12/3... Had two double-doubles; 17 points and 11 rebounds at Toronto on 11/07 and 14 points and 10 boards against Houston on 12/19... **PLAYOFFS:** Played in 10 games with the Magic and averaged 7.3 points, 4.2 rebounds, 1.1 assists and 29.3 mpg, and shot .405 from the floor, .363 from downtown and .727 from the line... Scored 12 points at Toronto on 4/24... Scored 11 points and grabbed six boards against Toronto on 4/28... Tallied 10 points, along with seven rebounds at Detroit on 5/12... **2006-07:** Shot .387 (53-137) from three-point range... Dished out a career-high-tying seven assists vs. Milwaukee on 1/31... Scored in double figures six times... Scored his 2,000th career NBA point against Milwaukee on 1/31... **2005-06:** Played a total of 72 games for Charlotte and Houston... Scored in double figures 29 times... Logged a career-high 49 minutes against Cleveland on 3/26... Dished out a career-high-tying seven assists at Dallas on 3/21... **2004-05:** Played in 74 games (42 starts)... Scored in double figures 34 times, including a career-high 28 points in his Bobcats debut vs. Utah on 11/16... Posted three games with 20-plus points... Recorded five steals vs. Houston on 12/18... **2003-04:** Played in 73 games (36 starts)... Ranked among all rookies in scoring (14th), rebounding (ninth), three-point field goal percentage (sixth) and minutes (ninth)... Scored in double figures 21 times... Recorded 15 points and a career-high-tying 12 boards at Indiana on 12/17... Made his NBA debut vs. Minnesota on 11/07.

COLLEGE CAREER: Played in 135 career games at the University of Kentucky, where he averaged 14.2 points, 4.1 rebounds, 2.3 assists and 1.10 steals... Finished his career as the fourth-leading scorer in Wildcat history with 1,923 points... As a senior, he was named the SEC Player of the Year and selected to Third Team All-America by the AP, after averaging 15.7 points, 3.8 rebounds, 2.7 assists and 1.20 steals in 36 contests... Named First Team All-SEC and SEC Tournament MVP... During sophomore campaign, he led the Wildcats in scoring (17.0 ppg) and helped Kentucky reach the Sweet Sixteen of the NCAA Tournament... He was named Second Team All-SEC by the AP and the league's coaches, as well as earning All-SEC Tournament honors... He set the UK freshman record for steals in a season with 47, and finished third on the team in scoring with 12.5 ppg... He was named to the All-SEC Freshman Team.

HOW ACQUIRED: Acquired from Brooklyn along with Gerald Wallace, MarShon Brooks, Kris Humphries, Kris Joseph, three future first round picks and the option to swap picks in 2017 in exchange for Paul Pierce, Kevin Garnett, Jason Terry and D.J. White on July 12, 2013.

PERSONAL: Full name is Keith Ramon Bogans... He majored in Agriculture while in Lexington... He was a McDonald's and Parade All-American as a senior at DeMatha High School... He earned "Prep Player of the Year" by Basketball Times... He is one of two players in DeMatha history to earn a varsity letter all four years (the other is former NBA great Adrian Dantley)... His favorite movie is Scarface and his favorite home-cooked meal is fried chicken... Participated, with 50 youngsters, ages 8-14, in an introduction to volleyball clinic at the Bedford-Stuyvesant YMCA in Brooklyn as part of Brooklyn Nets Assist... Attended "Back 2 School" event at Ingersoll C.C. - PS 67 in Brooklyn... Visited patients in hospital at Maimonides Medical Center.



POSITION Guard

HEIGHT 6-2

WEIGHT 180

BIRTHDATE 11/26/90

BIRTHPLACE Tacoma, WA

HIGH SCHOOL Findlay Prep (Henderson, NV)

COLLEGE Texas

YEARS Starting 4th

DRAFTED Boston Celtics, First Round,
19th overall pick, 2010 NBA
Draft

AVERY BRADLEY #0

CAREER STATISTICS

NBA REGULAR SEASON RECORD

YEAR TEAM	G-GS	MIN	FGM-FGA	PCT	FG3-FG3A	PCT	FT-FTA	PCT	OFF-DEF-TOT	AST	PF-DQ	STL	TO	BS	PTS	AVG
10-11 Boston	31-0	162	25-67	.343	0-5	.000	6-12	.500	4-13-17	12	20-0	9	16	0	52	1.7
11-12 Boston	64-28	1368	200-402	.498	22-54	.407	62-78	.795	34-81-115	87	109-1	43	75	12	484	7.6
12-13 Boston	50-50	1435	192-478	.402	40-126	.317	37-49	.755	30-81-111	104	129-2	64	72	19	461	9.2
TOTALS	145-78	2965	415-947	.438	62-185	.335	105-139	.755	68-175-243	203	258-3	116	163	31	997	6.9

NBA PLAYOFF RECORD

YEAR TEAM	G-GS	MIN	FGM-FGA	PCT	FG3-FG3A	PCT	FT-FTA	PCT	OFF-DEF-TOT	AST	PF-DQ	STL	TO	BS	PTS	AVG
11-12 Boston	10-10	248	25-68	.368	5-22	.227	12-18	.667	3-17-20	8	20-0	8	10	6	67	6.7
12-13 Boston	6-6	191	17-42	.405	2-8	.250	4-4	1.000	3-10-13	8	11-0	11	11	1	40	6.7
TOTALS	16-16	439	42-110	.382	7-30	.233	16-22	.727	6-27-33	16	31-0	19	21	7	107	6.7

NBA DEVELOPMENT LEAGUE REGULAR SEASON RECORD

YEAR TEAM	G-GS	MIN	FGM-FGA	PCT	FG3-FG3A	PCT	FT-FTA	PCT	OFF-DEF-TOT	AST	PF-DQ	STL	TO	BS	PTS	AVG
10-11 Maine	9-6	290	57-126	.452	10-27	.370	30-35	.857	7-36-43	47	29-1	27	39	3	154	17.1
TOTALS	9-6	290	57-126	.452	10-27	.370	30-35	.857	7-36-43	47	29-1	27	39	3	154	17.1

CAREER HIGHS

CAREER REGULAR SEASON SINGLE-GAME HIGHS

Minutes	46, 02/10/13, Denver at Boston
Field Goals	12, 04/20/12, Boston at Atlanta
Field Goal Attempts	22, 04/20/12, Boston at Atlanta
Three-Point Field Goals	5, 03/05/13, Boston at New York
Three-Point Attempts	8, 04/05/13, Cleveland at Boston
Free Throws	5, 03/30/12, Boston at Minnesota (Twice)
Free Throw Attempts	6, 03/30/12, Boston at Minnesota (Twice)
Offensive Rebounds	4, 04/13/12, Boston at Toronto
Defensive Rebounds	5, 03/05/13, Boston at Philadelphia (Twice)
Total Rebounds	7, 03/05/13, Boston at Philadelphia
Assists	7, 01/22/12, Boston at Washington
Steals	5, 03/20/13, Boston at New Orleans
Turnovers	6, 01/22/12, Boston at Washington
Blocks	3, 02/22/12, Boston at Oklahoma City
Points	28, 04/20/12, Boston at Atlanta

CAREER POSTSEASON SINGLE-GAME HIGHS

Minutes	42, 05/01/12, Boston at Atlanta
Field Goals	7, 04/20/13, Boston at New York
Field Goal Attempts	14, 04/20/13, Boston at New York
Three-Point Field Goals	2, 05/14/12, Philadelphia at Boston
Three-Point Attempts	5, 05/06/12, Atlanta at Boston
Free Throws	6, 05/01/12, Boston at Atlanta
Free Throw Attempts	8, 05/01/12, Boston at Atlanta
Offensive Rebounds	1, 05/03/13, New York at Boston (Six Times)
Defensive Rebounds	4, 05/12/12, Philadelphia at Boston
Total Rebounds	4, 05/12/12, Philadelphia at Boston (Twice)
Assists	4, 04/20/13, Boston at New York
Steals	4, 04/28/13, New York at Boston
Turnovers	4, 04/20/13, Boston at New York
Blocks	3, 05/01/12, Boston at Atlanta
Points	15, 04/20/13, Boston at New York

2012-13 SEASON: Averaged 9.2 points, 2.2 rebounds, 2.1 assists and 1.28 steals in 28.7 minutes per game...Made his 2012-13 season debut against Memphis on Jan. 2 and recorded four points and one steal in 19:31 of action...Missed the first 30 games of the season recovering from off-season double shoulder surgery...Netted a then season-high 13 points to go along with five assists against New York on Jan. 7...Scored 16 points against Charlotte including a season-high four three-pointers on Jan. 14...Recorded 13 points, tied a season-high with five rebounds and three steals in a career-high 46 minutes against Denver on Feb. 10...Scored 17 points against Denver on Feb. 19...Netted 18 points and recorded a season-high tying five rebounds at Utah on Feb. 25...Recorded a season-high 22 points and a career-high seven rebounds to go along with a season-high-tying five assists at Philadelphia on Mar. 5...Swiped a career-high five steals at New Orleans on Mar. 20...Recorded 21 games with 10 or more points, including one game with 20 or more points...Led or tied for the team lead in scoring twice, in assists once, in steals 16 times, in blocks eight times and in minutes six times...Named to the All-NBA Defensive Second Team...**PLAYOFFS:** Averaged 6.7 points, 2.2 rebounds, 1.3 assists and 1.83 steals in 31.9 minutes per game.

PROFESSIONAL CAREER: 2011-12: Had a breakout season recording career highs in virtually every statistical category...Averaged 7.6 points, 1.8 rebounds and 1.4 assists in 21.4 minutes per game...Shot 49.8% from the field and shot 40.7% from three-point land...Recorded 11 points to go along with two assists and two steals against New Jersey on Jan. 4...Also connected on his first career three-pointer during that game...Recorded his first career start against Phoenix on Jan. 20 and recorded 10 points, four rebounds and three steals...Recorded a career-high six rebounds and seven assists in a career-high 41 minutes at Washington on Jan. 22...Scored a career-high 23 points against Washington on Mar. 25...Set new career-high 28 points against Atlanta on Apr. 20...Also swiped a career-high four steals against Atlanta on Apr. 20...Averaged 12.3 points, 2.9 rebounds, 2.0 assists and 1.07 steals in his 28 starts...Also shot 50.4% from the field and 46.5% from three when he started...Had 20 games in which he netted 10 or more points and four games in which he recorded 20 or more...Led the Celtics in scoring in five games, steals in eight games and minutes nine times...**PLAYOFFS:** Averaged 6.7 points and 2.0 rebounds in 24.8 minutes per game...Suffered an injury to his left shoulder and missed the final 10 games of the playoff run...Had surgery on May 25 to his left shoulder. **2010-11:** Averaged 1.7 points in 5.2 minutes per game...Had his best game of the season on the last night against New York (4/13) when he netted 20 points on 10-of-16 shooting from the floor...Made his professional debut against Atlanta scoring two points, grabbing one rebound, handing out one assist and recording one steal against Atlanta (11/22)...Assigned to the Maine Red Claws of the NBA Development League on January 14...Averaged 17.1 points, 4.8 rebounds, 5.2 assists and 3.0 steals in nine games for Maine...Recalled from the Red Claws on February 7...Recorded a season-high five points against Golden State (2/22)...**PLAYOFFS:** Was inactive for all nine of the team's playoff games.

COLLEGE CAREER: 2009-10 (Freshman): Ranked second on Texas in scoring (11.6 ppg), steals (44) and minutes played (29.5 mpg)... Shot 37.5 percent from three-point range and recorded an impressive 18 blocks... A Big 12 All-Rookie team selection by the league coaches and Big 12 All-Freshman Team by the media...Named All-Big 12 Honorable Mention by the coaches... Posted season highs in points (29) and rebounds (nine) vs. Colorado, shooting 12-of-14 from the field and 3-for-3 from three-point range... Recorded 25 points and five rebounds v. Nebraska... Had 24 points, six rebounds, six assists and three steals at Iowa State, converting 10-for-14 shots...Totaled 21 points and three steals at Oklahoma, shooting 9-of-16 from the field.

HIGH SCHOOL: Spent his senior year at Findlay Prep in Henderson, Nevada, averaging 19.1 points, 4.6 rebounds, 2.9 assists and 2.9 steals...Led Findlay to a 33-0 record and the mythical high school national championship... Named the ESPNRISE.com High School National Player of the Year and ranked as the No. 1 prospect by ESPN... A McDonald's All-American and Jordan All-American... Won the slam dunk contest at the McDonald's All-American Game... First-team Parade Magazine All-American...Recorded 21 points (10-of-14 FG) in 29 minutes for the USA Junior Select Team at the Nike Hoop Summit...Transferred to Findlay after spending his freshman through junior years at Bellarmine Prep (Tacoma, WA).

HOW ACQUIRED: Selected by the Boston Celtics in the First Round (19th overall) in the 2010 NBA Draft.

PERSONAL: Full name is Avery Antonio Bradley, Jr... Son of Alicia Jones and Avery Bradley, Sr... Became a Texas fan when his family lived in Arlington, Texas from 2001-2004... Family moved back to Tacoma in the summer prior to his eighth grade year (2004).



POSITION Guard/Forward

HEIGHT 6-5

WEIGHT 200

BIRTHDATE 01/26/89

BIRTHPLACE Long Branch, NJ

HIGH SCHOOL Tucker HS (Stone Mountain, GA)

COLLEGE Providence

YEARS Starting 3rd

DRAFTED Boston Celtics, First Round, 25th overall pick, 2012 NBA Draft

MARSHON BROOKS #12

CAREER STATISTICS

NBA REGULAR SEASON RECORD

YEAR TEAM	G-GS	MIN	FGM-FGA	PCT	FG3-FG3A	PCT	FT-FTA	PCT	OFF-DEF-TOT	AST	PF-DQ	STL	TO	BS	PTS	AVG
11-12 NJ	56-47	1648	274-640	.428	47-150	.313	113-148	.764	70-130-200	131	116-0	52	118	15	708	12.6
12-13 Brooklyn	73-2	912	155-335	.463	15-55	.273	69-94	.734	32-72-104	76	93-0	34	69	16	394	5.4
TOTALS	129-49	2560	429-975	.440	62-205	.302	182-242	.752	102-202-304	207	209-0	86	187	31	1102	8.5

NBA PLAYOFF RECORD

YEAR TEAM	G-GS	MIN	FGM-FGA	PCT	FG3-FG3A	PCT	FT-FTA	PCT	OFF-DEF-TOT	AST	PF-DQ	STL	TO	BS	PTS	AVG
12-13 Brooklyn	7-0	40	3-8	.375	0-1	.000	2-2	1.000	1-4-5	3	3-0	0	3	0	8	1.1
TOTALS	7-0	40	3-8	.375	0-1	.000	2-2	1.000	1-4-5	3	3-0	0	3	0	8	1.1

CAREER HIGHS

CAREER REGULAR SEASON SINGLE-GAME HIGHS

Minutes	42, 02/18/12, New Jersey at Chicago (Twice)
Field Goals	12, 04/03/13, Brooklyn at Cleveland
Field Goal Attempts	19, 02/18/12, New Jersey at Chicago
Three-Point Field Goals	4, 02/22/12, Orlando at New Jersey
Three-Point Attempts	7, 02/22/12, Orlando at New Jersey
Free Throws	7, 12/27/11, Atlanta at New Jersey
Free Throw Attempts	8, 02/19/12, Milwaukee at New Jersey (Twice)
Offensive Rebounds	4, 03/29/13, Brooklyn at Denver (Three Times)
Defensive Rebounds	8, 01/16/12, New Jersey at LA Clippers
Total Rebounds	10, 01/09/12, Atlanta at New Jersey
Assists	7, 04/03/13, Brooklyn at Cleveland (Twice)
Steals	3, 01/28/13, Orlando at Brooklyn (Four Times)
Turnovers	6, 02/15/12, Memphis at New Jersey (Twice)
Blocks	2, 03/18/13, Brooklyn at Detroit
Points	27, 04/03/13, Brooklyn at Cleveland

CAREER POSTSEASON SINGLE-GAME HIGHS

Minutes	12, 04/25/13, Brooklyn at Chicago
Field Goals	2, 05/04/13, Chicago at Brooklyn
Field Goal Attempts	3, 04/25/13, Brooklyn at Chicago
Three-Point Field Goals	None
Three-Point Attempts	1, 05/02/13, Brooklyn at Chicago
Free Throws	2, 05/02/13, Brooklyn at Chicago
Free Throw Attempts	2, 05/02/13, Brooklyn at Chicago
Offensive Rebounds	1, 05/02/13, Brooklyn at Chicago
Defensive Rebounds	2, 05/02/13, Brooklyn at Chicago (Twice)
Total Rebounds	3, 05/02/13, Brooklyn at Chicago
Assists	1, 05/02/13, Brooklyn at Chicago (Three Times)
Steals	None
Turnovers	1, 05/04/13, Chicago at Brooklyn (Three Times)
Blocks	None
Points	4, 05/04/13, Chicago at Brooklyn

2012-13 SEASON: : In 73 games (two starts), averaged 5.4 points, 1.4 rebounds and 1.0 assists in 12.3 minutes per game... Scored in double-digits 15 times and recorded a career-high 27 points in one of the two games he started...Led the team in steals eight times (eight ties) and in scoring once...Led the bench in scoring 11 times (one tie)... Scored 11 points and recorded a season-high-tying seven rebounds vs. PHI on 4/9... Scored a career-best 27 points while dishing out a career-high-tying seven assists at CLE on 4/5... Recorded eight points and tied a season-high with seven rebounds while tallying five assists at DEN on 3/29... Scored 13 points with three assists and two steals vs. CHI on 2/1... Scored 17 points with two rebounds vs. PHX on 1/11... Scored 15 points with three assists vs. SAC on 1/5... Scored a team-high 16 points with two rebounds at SAS on 12/31... Had 14 points in just 12 minutes of playing time at SAC on 11/18... Has been inactive three times (3 – inactive sprained left ankle)... DNP – Coach's Decision (6). **PLAYOFFS:** Appeared in all seven first round games against Chicago and totaled 40 minutes and eight points, five rebounds and three assists.

PROFESSIONAL CAREER: 2011-12: : In 56 games, 47 starts, averaged 12.6 points and 3.6 rebounds in 29 minutes... Shot .428 (274-640) from the field and .764 (113-148) from the line... Missed a total of 10 games due to injuries; sprained left ankle (1), sore left Achilles (3) and broken little toe on right foot (6)... Tallied nine 20+ point games and one double-double... Scored 18 points vs. Philadelphia on 4/23... Tallied 17 points at Milwaukee on 4/21... Tied a career-high 24 points, 10-17 FGs, seven boards and six assists in 37 minutes vs. Miami on 4/16... Tallied 22 points, 9-15 FG's, and six boards at Philadelphia on 4/13... Recorded 14 points and seven boards vs. Cleveland on 4/8... Tallied 18 points, six boards and six assists vs. Washington on 4/6... Scored 17 points, 7-13 FGs, vs. Indiana on 3/28... Tallied 23 points and a career-high seven assists vs. Houston on 3/10... Scored 19 points, 3-5 three's, vs. LA Clippers on 3/7... Set a career-high 24 points, 10-15 FGs and a career-high 4-7 three's, in 40 minutes vs. Orlando on 2/22... Scored 18 points, 7-15 FGs, with four assists at New York on 2/20... Tallied 19 points and five boards at Chicago on 2/18... Recorded 14 points, five boards and four assists in 36 minutes at Indiana on 2/16... Scored 20 points, 9-17 FGs, points in 36 minutes vs. Charlotte on 1/22... Tallied 22 points, 8-15 FGs, and six assists in 41 minutes vs. Golden State on 1/18... Recorded team-high 19 points, 7-14 FGs, and eight boards in 42 minutes at LA Clippers on 1/16... Tallied 20 points, 8-15 FGs, and five boards in 36 minutes at Phoenix on 1/13... Tallied first career double-double vs. Atlanta on 1/9, with 19 points and a career-high 10 boards in 41 minutes... Tallied 12 points in 24 minutes off the bench vs. Miami on 1/7... In first career start at Boston on 1/4, scored a team-high 17 points, 7-16 FGs, in 34 minutes... Tallied 21 points, 8-17 FGs, and pulled down seven boards vs. Indiana on 1/2... Recorded 21 points and five boards at Atlanta on 12/30... Recorded 17 points in 21 minutes at Orlando on 12/29... Scored 17 points, 5-12 FGs, in 28 minutes vs. Atlanta on 12/27... In his NBA debut at Washington on 12/26, tallied six points, 3-7 FG's, and two rebounds in eight minutes.

COLLEGE CAREER: As a senior, named Third Team AP All-America and a finalist for the John R. Wooden Award... A First Team All-Big East selection and Third Team AP All-America... Scored a Big East record 52 points vs. No. 9 Notre Dame, converting a league-record 20 field goals... The 52 points tied Jimmer Fredette's performance vs. New Mexico for the most points in Division I in 2010-11... Averaged 24.6 points, 7.0 rebounds, 2.5 assists, 1.5 steals and 1.2 blocks in 32 contests... Earned NABC Division I All-District 5 First Team and USBWA District I All-District Team laurels... Erupted for a PC-record 35 in the second half as the Friars nearly rallied from a 16-point second-half deficit, and scoring 15 in the final 2:57... Registered a double-double with 43 points and 10 rebounds vs. No. 13 Georgetown... Totalled 33 points and eight rebounds vs. both Alabama and Brown... Notched 29 points at Rutgers and 28 points, seven rebounds, five assists and three blocks in an ensuing home game vs. the Scarlet Knights... Awarded Big East Player of the Week three times during his senior season... As a junior, averaged 14.2 points, 4.2 rebounds and 1.3 steals in 26.6 minutes per game... Notched a game-high 26 points and grabbed seven rebounds vs. Mercer... Totalled 25 points and five rebounds vs. South Florida... As a sophomore, averaged 10.6 points and 3.6 rebounds in 21.8 minutes... Posted 24 first-half points and finished with 30 points and five steals vs. Sacred Heart... Tallied a team-best 21 points, six rebounds and three blocks vs. Marquette... As a freshman, averaged 3.3 points in 8.8 minutes per outing over 19 appearances... Recorded a team-high 15 points in 18 minutes vs. Pittsburgh... Scored 15 points on 6-of-10 shooting against Cincinnati.

HOW ACQUIRED: Acquired from Brooklyn along with Keith Bogans, Kris Humphries, Gerald Wallace, Kris Joseph, three future first round picks and the option to swap first round picks in 2017 in exchange for Paul Pierce, Kevin Garnett, Jason Terry and D.J. White on July 12, 2013.

PERSONAL: Favorite food is steak... Enjoys playing Xbox 360 and NBA 2K... Lists the Bahamas as his favorite vacation spot... If he wasn't playing professional basketball, would like to be a coach and mentor... Would like to start a non-profit AAU program in his home state of Georgia... Favorite music is rap and favorite artist is JAY Z... Favorite movie is Love and Basketball... SportsCenter is his favorite television show... His relative, Denise Brooks, is a referee in the WNBA... He is an Atlanta Falcons fan and played football for one season before high school... Played the trumpet in seventh grade... Lists his favorite athlete as Kobe Bryant... Twitter handle is @marshon2... Attended Nathan's Hot Dog Contest in Coney Island on behalf of the Nets... Hosted 75 youngsters, ages 7-9, in a 'Fit Camp' featuring Boot Camp, Step Aerobics, and Capoeira at the Farragut Community Center in Brooklyn as part of Brooklyn Nets Assist.



POSITION Guard

HEIGHT 6-4

WEIGHT 195

BIRTHDATE 10/23/88

BIRTHPLACE Detroit, MI

HIGH SCHOOL Hargrave Military Academy
(Chatham, VA)

COLLEGE Xavier (OH)

YEARS Starting 4th

DRAFTED New Jersey Nets, First Round,
27th overall pick, 2010 NBA
Draft

JORDAN CRAWFORD#27

CAREER STATISTICS

NBA REGULAR SEASON RECORD

YEAR TEAM	G-GS	MIN	FGM-FGA	PCT	FG3-FG3A	PCT	FT-FTA	PCT	OFF-DEF-TOT	AST	PF-DQ	STL	TO	BS	PTS	AVG
10-11 ATL/WAS	42-18	1027	192-500	.384	53-128	.258	73-84	.869	51-74-105	117	63-0	39	83	3	490	11.7
11-12 Washington	64-32	1753	349-872	.400	79-273	.289	161-203	.793	44-124-168	190	111-0	59	141	5	938	14.7
12-13 WAS/BOS	70-14	1709	301-725	.415	83-246	.337	129-159	.811	44-165-209	225	106-0	39	141	7	814	11.6
TOTALS	176-64	4489	842-2097	.402	195-647	.301	363-446	.814	119-363-482	532	280-0	137	365	15	2242	12.7

NBA PLAYOFF RECORD

YEAR TEAM	G-GS	MIN	FGM-FGA	PCT	FG3-FG3A	PCT	FT-FTA	PCT	OFF-DEF-TOT	AST	PF-DQ	STL	TO	BS	PTS	AVG
12-13 Boston	5-0	59	7-23	.304	3-12	.250	1-2	.500	0-3-3	0	3-0	2	3	0	18	3.6
TOTALS	5-0	59	7-23	.304	3-12	.250	1-2	.500	0-3-3	0	3-0	2	3	0	18	3.6

CAREER HIGHS

CAREER REGULAR SEASON SINGLE-GAME HIGHS

Minutes	53, 03/23/11, Washington at LA Clippers
Field Goals	13, 03/03/12, Cleveland at Washington
Field Goal Attempts	28, 03/23/11, Washington at LA Clippers
Three-Point Field Goals	5, 12/18/12, Atlanta at Washington (Four Times)
Three-Point Attempts	11, 03/03/12, Cleveland at Washington
Free Throws	11, 12/22/12, Detroit at Washington
Free Throw Attempts	12, 12/22/12, Detroit at Washington (Twice)
Offensive Rebounds	4, 02/08/11, Philadelphia at Atlanta
Defensive Rebounds	9, 12/18/12, Atlanta at Washington
Total Rebounds	11, 12/18/12, Atlanta at Washington
Assists	11, 12/18/12, Atlanta at Washington (Twice)
Steals	4, 03/28/11, Washington at Utah (Twice)
Turnovers	7, 12/19/12, Washington at Orlando (Twice)
Blocks	2, 02/04/13, LA Clippers at Washington (Twice)
Points	39, 03/30/11, Miami at Washington

CAREER POSTSEASON SINGLE-GAME HIGHS

Minutes	25, 04/23/13, Boston at New York
Field Goals	4, 04/23/13, Boston at New York
Field Goal Attempts	11, 04/23/13, Boston at New York
Three-Point Field Goals	1, 04/28/13, New York at Boston (Three Times)
Three-Point Attempts	5, 04/23/13, Boston at New York
Free Throws	1, 04/23/13, Boston at New York
Free Throw Attempts	2, 04/23/13, Boston at New York
Offensive Rebounds	None
Defensive Rebounds	1, 04/28/13, New York at Boston (Three Times)
Total Rebounds	1, 04/28/13, New York at Boston (Three Times)
Assists	None
Steals	2, 04/28/13, New York at Boston
Turnovers	2, 04/28/13, New York at Boston
Blocks	None
Points	10, 04/28/13, New York at Boston

2012-13 SEASON: : Averaged 11.6 points, 3.0 rebounds, and 3.2 assists in 24.4 minutes per game...Averaged 9.1 points, 2.7 rebounds and 2.5 assists in 21.6 minutes per game with the Celtics...Acquired from the Washington Wizards in exchange for Leandro Barbosa and Jason Collins on Feb. 21...Recorded a triple-double with 27 points, 11 rebounds and 11 assists against Atlanta on Dec. 18...Scored 13 points and connected on the game winning three-point field goal with no time remaining at Portland on Jan. 21...Missed four games (1/7-1/16) due to a sore left ankle...Missed the game at Chicago on Dec. 29 due to a sore left ankle...Scored a season-high tying 27 points vs. Orlando on Dec. 28...Recorded 17 points, eight rebounds and five assists at Houston on Dec. 12...Posted a team-high 22 points vs. Miami on Dec. 4...Scored a team-high 21 points vs. Boston on Nov. 3...In his first game with the Celtics he recorded 10 points, three rebounds and two assists against Phoenix on Feb. 22...Recorded 21 points, five boards and three assists at Memphis on Mar. 23...Made his first start as a Celtic recording 14 points, four boards, six assists and one steal in 41 minutes against New York on Mar. 26...As a Celtic, he led or tied for the team lead in points twice, assists five times, steals five times and minutes twice...Recorded 10 or more points in 12 games and 20 or more points twice...**PLAYOFFS:** Averaged 3.6 points in 11.8 minutes per game.

PROFESSIONAL CAREER: 2011-12: : Averaged career highs in points (14.7), assists (3.0) and rebounds (2.6) in 27.4 minutes per game in 64 games during the 2011-12 season ...Averaged 16.4 points, 3.0 assists and 2.8 rebounds in 32 games as a starter...Averaged 17.0 points in 31 games after the All-Star break...Scored a season-high 32 points twice (4/18 vs. MIL, 2/22 vs. SAC)...Scored 30 or more points in three games...Scored 20+ in 18 games...Led the team in scoring 16 times...Recorded seven straight games of 20+ from 3/18/12-3/29/12...Missed two games due to a sprained right ankle (4/25-4/26)...**2010-11:** : Appeared in 42 games (18 starts) as a rookie in Atlanta and Washington, and averaged 11.7 points and 2.8 assists per game in 24.5 minutes per game...After his trade to Washington, averaged 16.3 points, 3.9 assists, 3.0 rebounds and 1.4 steals in 33.3 minutes per game in 26 games (18 starts) as a Wizard...Averaged 19.3 points, 4.7 assists and 3.6 rebounds as a starter...Connected at a .869 clip from the free throw line, including 69-78 (.885) as a member of the Wizards...Scored 20 or more points 10 times...With 21 points, a season-high 11 assists and season-high 10 rebounds vs. CLE (4/1), became one of three rookies in the NBA (Wall, Griffin) to record a triple-double in 2010-11...Tallied a season-high 39 points vs. Miami (3/30)...Started his first career NBA game vs. MIN (3/5)...Notched his first career double-double with 25 points and 10 assists at LAC (3/23).

COLLEGE CAREER: Named Third Team All-American by the Sporting News following his sophomore year at Xavier in 2009-10...Was named the Atlantic 10 Player of the Year by the Sporting News and foxsports.com in 2010...Voted First Team All-Atlantic 10 by the league's coaches after leading the conference in scoring at 20.5 ppg (21st in the nation) as a sophomore...His 718 points in 2009-10 was the fourth highest total in Xavier school history...Redshirted in 2008-09 after transferring to Xavier from Indiana...Played in 30 games (eight starts) as a freshman at Indiana in 2007-08, and averaged 9.7 ppg, 3.4 rpg and 2.3 apg...In 65 career collegiate games, averaged 15.5 ppg, 4.1 rpg, 2.6 apg and 1.2 spg.

HOW ACQUIRED: Acquired from Washington in exchange for Leandro Barbosa and Jason Collins on February 21, 2013.

PERSONAL: Son of Joseph Sr. and Sylvia Crawford...Mother Sylvia was formerly a publicist for the city of Detroit...Majored in liberal arts at Xavier...Older brother Joe played two games for the Knicks in 2008-09 before spending 2009-10 with the L.A. D-Fenders of the NBA D-League...Has another brother, Jalen, who is attending Las Vegas' Impact Basketball Academy...Played a year at Hargrave (VA) Military Academy for Coach Kevin Keatts...Helped his team to a 2005 district championship at Communication and Media Arts High School in Detroit.



POSITION Center

HEIGHT 6-11

WEIGHT 260

BIRTHDATE 05/05/88

BIRTHPLACE Porto Alegre, Brazil

YEARS Starting 1st

DRAFTED Undrafted

VITOR FAVERANI #38

CAREER STATISTICS

SPANISH ACB RECORD

YEAR TEAM	G	MIN	FGM-FGA	PCT	FG3-FG3A	PCT	FT-FTA	PCT	OFF-DEF-TOT	AST	PF	STL	TO	BS	PTS	AVG
09-10 Murcia	27	396	67-147	.456	17-50	.340	19-34	.559	29-76-105	9	69	10		18	176	6.5
11-12 Valencia	34	566	110-202	.545	6-22	.273	51-77	.662	48-86-131	15	81	11		19	277	8.1
12-13 Valencia	23	391	82-149	.550	3-16	.188	46-58	.793	42-63-105	16	51	7	47	17	213	9.3
TOTALS	84	1353	259-498	.520	26-88	.295	116-169	.686	116-225-341	40	201	28		54	666	7.9

SPANISH LEB ORO RECORD

YEAR TEAM	G	MIN	FGM-FGA	PCT	FG3-FG3A	PCT	FT-FTA	PCT	OFF-DEF-TOT	AST	PF	STL	TO	BS	PTS	AVG
10-11 Murcia	34	749	200-313	.639	19-57	.333	87-110	.791	46-170-216	25	109	16	72	36	506	14.9
TOTALS	34	749	200-313	.639	19-57	.333	87-110	.791	46-170-216	25	109	16	72	36	506	14.9

EUROCUP RECORD

YEAR TEAM	G	MIN	FGM-FGA	PCT	FG3-FG3A	PCT	FT-FTA	PCT	OFF-DEF-TOT	AST	PF	STL	TO	BS	PTS	AVG
11-12 Valencia	9	147	27-47	.575	1-4	.250	10-14	.714	11-15-26	5	20	7		8	65	7.2
12-13 Valencia	9	120	23-42	.548	0-4	.000	14-23	.609	13-18-31	5	18	2	19	3	60	6.7
TOTALS	18	267	50-89	.562	1-8	.125	24-37	.649	24-33-57	10	38	9		11	125	6.9

EUROLEAGUE RECORD

YEAR TEAM	G	MIN	FGM-FGA	PCT	FG3-FG3A	PCT	FT-FTA	PCT	OFF-DEF-TOT	AST	PF	STL	TO	BS	PTS	AVG
08-09 Unicaja	8	53	9-19	.473	0-0	---	7-9	.778	5-7-12	0	6	0		2	25	3.1
TOTALS	8	53	9-19	.473	0-0	---	7-9	.778	5-7-12	0	6	0		2	25	3.1

2012-13 SEASON: Appeared in 23 games for Valencia in the Spanish ACB League and averaged 9.3 points and 4.6 rebounds while shooting 55.0% from the floor in 17.0 minutes per game...Also appeared in nine games of the Eurocup competition for Valencia, averaging 6.7 points and 3.4 rebounds in 13.3 minutes per game.

PROFESSIONAL CAREER: 2011-12: Appeared in 34 games for Valencia in league play, averaging 8.1 points and 3.9 rebounds in 16.6 minutes per game...Also appeared in nine games during Eurocup play averaging 7.2 points and 2.9 rebounds in 16.3 minutes per game...**2010-11:** Played for CB Murcia in Spanish LEB Oro appearing in 34 games averaging 14.9 points and 6.4 rebounds in 22.0 minutes per game...Shot 70.7% from the field on 2FG opportunities...**2009-10:** Appeared in 27 games for CB Murcia in ACB play, averaging 6.5 points and 3.9 rebounds in 14.7 minutes per game.

HOW ACQUIRED: Signed as a free agent on July 22, 2013.

PERSONAL: Full name is Vitor Luiz Faverani Tatsch



POSITION Forward

HEIGHT 6-9

WEIGHT 235

BIRTHDATE 08/28/86

BIRTHPLACE Hyattsville, MD

HIGH SCHOOL Northwestern HS (Hyattsville, MD)

COLLEGE Georgetown

YEARS Starting 6th

DRAFTED Boston Celtics, First Round, 5th overall pick, 2007 NBA Draft

JEFF GREEN

#8

CAREER STATISTICS

NBA REGULAR SEASON RECORD

YEAR TEAM	G-GS	MIN	FGM-FGA	PCT	FG3-FG3A	PCT	FT-FTA	PCT	OFF-DEF-TOT	AST	PF-DQ	STL	TO	BS	PTS	AVG
07-08 Seattle	80-52	2253	320-749	.427	21-76	.276	177-238	.744	101-278-379	119	198-0	46	158	49	838	10.5
08-09 Okla. City	78-78	2873	476-1068	.446	96-247	.389	242-307	.788	120-399-519	155	202-1	81	173	33	1290	16.5
09-10 Okla. City	82-82	3043	485-1070	.453	104-312	.333	165-223	.740	112-378-490	134	221-3	104	135	72	1239	15.1
10-11 OKC/BOS	75-51	2428	368-820	.449	64-211	.303	198-244	.811	73-287-360	108	210-3	53	99	37	998	13.3
11-12 DNP - Injured																
12-13 Boston	81-17	2252	376-806	.467	70-182	.385	214-265	.808	55-263-318	128	175-0	56	132	68	1036	12.8
TOTALS	396-280	12849	2025-4513	.449	355-1028	.345	996-1277	.780	461-1605-2066	644	1006-7	340	697	259	5401	13.6

NBA PLAYOFF RECORD

YEAR TEAM	G-GS	MIN	FGM-FGA	PCT	FG3-FG3A	PCT	FT-FTA	PCT	OFF-DEF-TOT	AST	PF-DQ	STL	TO	BS	PTS	AVG
09-10 Okla. City	6-6	223	23-70	.329	8-27	.296	17-20	.850	6-22-28	10	16-0	4	6	3	71	11.8
10-11 Boston	9-0	173	23-53	.434	7-16	.438	13-18	.722	6-18-24	2	20-0	5	12	4	66	7.3
12-13 Boston	6-6	258	37-85	.435	10-22	.455	38-45	.844	6-26-32	14	22-1	2	19	4	122	20.3
TOTALS	21-12	655	83-208	.399	25-65	.385	68-83	.819	18-66-84	26	58-1	11	37	11	259	12.3

CAREER HIGHS

CAREER REGULAR SEASON SINGLE-GAME HIGHS

Minutes	54, 12/01/10, Oklahoma City at New Jersey
Field Goals	14, 03/18/13, Miami at Boston (Three Times)
Field Goal Attempts	25, 04/02/08, LA Clippers at Seattle
Three-Point Field Goals	5, 03/18/13, Miami at Boston (Twice)
Three-Point Attempts	10, 03/19/10, Oklahoma City at Toronto
Free Throws	11, 04/16/08, Seattle at Golden State
Free Throws Attempts	14, 04/16/08, Seattle at Golden State
Offensive Rebounds	8, 11/19/07, Seattle at Memphis
Defensive Rebounds	11, 04/11/11, Boston at Washington (Five Times)
Rebounds	15, 04/11/11, Boston at Washington (Twice)
Assists	7, 02/03/10, Oklahoma City at Toronto
Steals	4, 12/21/12, Milwaukee at Boston (Seven Times)
Turnovers	7, 03/10/09, Oklahoma City at Sacramento (Twice)
Blocks	5, 02/22/13, Boston at Phoenix
Points	43, 03/18/13, Miami at Boston

CAREER POSTSEASON SINGLE-GAME HIGHS

Minutes	48, 04/28/13, New York at Boston
Field Goals	9, 04/28/13, New York at Boston
Field Goal Attempts	22, 04/28/13, New York at Boston
Three-Point Field Goals	3, 04/20/13, Boston at New York
Three-Point Attempts	7, 04/24/10, LA Lakers at Oklahoma City
Free Throws	11, 05/03/13, New York at Boston
Free Throws Attempts	14, 05/03/13, New York at Boston
Offensive Rebounds	3, 04/24/10, LA Lakers at Oklahoma City
Defensive Rebounds	7, 04/26/13, New York at Boston
Rebounds	9, 04/26/13, New York at Boston (Twice)
Assists	4, 05/01/13, Boston at New York (Twice)
Steals	2, 05/03/11, Boston at Miami (Twice)
Turnovers	6, 04/20/13, Boston at New York
Blocks	3, 04/20/13, Boston at New York
Points	26, 04/28/13, New York at Boston

2012-13 SEASON: Averaged 12.8 points, 3.9 rebounds, 1.6 assists, 0.69 steals and 0.84 blocks in 27.8 minutes per game...Shot a career-high 46.7% from the field and 38.5% from three...Recorded 12 points against Milwaukee on Nov. 10 to go along with a season-high two blocks...Recorded 16 points against Utah on Nov. 14...In his first game against Oklahoma City he recorded 17 points to go along with two rebounds, a steal and a block...Recorded a then season-high 19 points to go along with a career-high-tying four steals against Portland on Nov. 30...Tied a season-high with 19 points and eight rebounds against Philadelphia on Dec. 7...Set season highs in rebounds (9) and assists (3) against Golden State on Dec. 29...Tied a career-high with three blocks and set a season-high with four assists against Orlando on Feb. 1...Tied a season-high with 19 points against the Lakers on Feb. 7...Set a new season-high with 20 points at Denver on Feb. 19...Recorded a season-high 31 points, seven rebounds, four assists, two steals and a career-high five blocks at Phoenix on Feb. 22...Converted game-winning lay-up against Indiana on Mar. 6...Recorded a career-high 43 points to go along with seven rebounds, two assists, two steals and four blocks against Miami on Mar. 18...Recorded his first double-double of the season with 19 points, a season-high 10 rebounds and a season-high six assists against New York on Mar. 26...Had the game winning lay-up against Cleveland on Mar. 27 when he recorded 21 points, seven boards, five assists and two steals...Had his third 30 points game of the season with 34 points to go along with six boards and four blocks against Detroit on Apr. 3...Led or tied for the team lead in points 15 times, in rebounds six times, in assists seven times, in steals 12 times, in blocks 24 times and minutes 12 times...Recorded 10 or more points in 51 games, 20 or more points 10 times, 30 or more points three times and 40 or more points once...Recorded one double-double...Recorded his 5,000th point against Golden State on Mar. 1...Recorded his 2,000th rebound against Oklahoma City on Mar. 10...**PLAYOFFS:** Averaged a team-high 20.3 points to go along with 5.3 rebounds and 2.3 assists while shooting 45.5 percent from three in 43.0 minutes per game.

PROFESSIONAL CAREER: 2011-12: Missed season due to heart surgery... **2010-11:** Averaged 13.3 points, 4.8 rebounds, 1.4 assists, 0.71 steals and 0.49 blocks in 32.4 minutes per game split between Oklahoma City and Boston...Acquired from the Oklahoma City Thunder along with Nenad Krstic and a future first round draft pick from the LA Clippers in exchange for Kendrick Perkins and Nate Robinson on 2/24...Averaged 15.2 points, 5.6 rebounds and 1.8 assists in his 49 games for Oklahoma City...Registered back-to-back 20-point scoring efforts for the second time this season at PHX (2/4) and at UTA (2/5)...OKC was 8-1 when he scored 20-plus points this season...Posted 3rd double-double vs. MIA on 1/30...Set a career-high with 37 points (12-21 FGs) during triple OT win at NJ (12/1). His three made free throws with 4.6 seconds left in the 2 OT and helped force 3 OT...Returned 11/22 vs. MIN after missing previous six games (sprained left ankle) and recorded a then season-high 24 points on 9-16 FGs. His 3-point FG with 54 seconds remaining was the go-ahead basket for OKC after his shot made score 107-105...Recorded 17 of his team-high 19 points in the first half to go along with a team-high nine rebounds 11/3 at LAC...Scored game-winning driving lay-up with 2.5 seconds remaining in OKC victory at DET (10/29)...Made his Celtic debut against the LA Clippers (2/26) and recorded seven points, one rebound and one block in 17:50 minutes of action...Averaged 9.8 points and 3.3 rebounds in 23.5 minutes per game with the Celtics...Also shot 48.7% from the field...Recorded 21 points in 28 minutes off the bench against Golden State (3/4)...Earned his first double-double as a Celtic in his first start as a Celtic against Washington (4/11) when he recorded 20 points, a career-high-tying 15 rebounds, four assists and two steals...In his 26 games with the C's led the team in scoring three times, in rebounds three times, in steals once and in blocks seven times...**PLAYOFFS:** Averaged 7.3 points and 2.7 rebounds in 19.2 minutes per game... **2009-10:** In 82 games (82 starts), averaged 15.1 ppg, 6.0 rpg, 1.6 apg and 1.27 spg in 37.1 mpg...Tallied 11th double-doubles on the season with most recent coming on 4/7 vs. DEN (11 points and 10 rebounds)...Registered back-to-back 20+ point scoring efforts for the first time this season at TOR (3/19) and at IND (3/21)...Scored 20+ points 13 times, including recent contest at UTA (4/6)...Converted two three-point field goals in final two minutes during team's win at BOS (3/31)...Thunder went 9-1 on the year when converting three or more three-point field goals...Recorded a season-high 27 points vs. NJ (3/12). In 40 minutes converted three of four three-point attempts and 11-16 FGs overall...Posted back-to-back double-doubles for the first time this season at NY (2/20) and at MIN (2/21)...Matched season-high with 14 rebounds to go along with 17 points for ninth double-double 2/21 at MIN...Recorded seventh double-double of the season with 15 points and team-high 11 rebounds at ATL (1/18)...Recorded 24 points on 9-19 FG's vs. CHI (1/27)...Tallied team-high 21 points on 9-16 FG's to go along with team-high (tying) eight rebounds at HOU (12/19)...With 15 points and 11 rebounds, recorded fifth double-double of the season vs. DAL (12/16)...Posted a then season-high with 26 points (12/13) vs. CLE. It was his fourth 20+ point scoring effort of the season and OKC's first loss in such contests (3-1 record)...Posted career-high four steals in OKC game at UTA on 11/24...Recorded third double-double with 19 points and season-high 14 rebounds vs. WAS (11/20). His 14 rebounds at the time were the most recorded by any OKC player at that point in the season...Posted double-double in OKC win at SA (11/14)...In season opener vs. SAC (10/28), led team with eight defensive rebounds and four made 3-point FG's...Dating back to last season, OKC is 6-17 when Green fails to score in double-figures...**PLAYOFFS:** Averaged 11.8 points, 4.7 rebounds and 1.7 assists in six games... **2008-09:** In 78 games (all starts), averaged 16.5 points, 6.7 rebounds, 2.0 assists, 1.04 steals in 36.8 minutes...Scored 10+ points in 34 straight contests from 1/16 - 4/10...20 or more points 25 times...30-plus points once...10-plus rebounds 12 times...11 double-doubles...Career-high 15 rebounds at Golden State (2/21)...For second time this season, tied then career-high 14 rebounds vs. Detroit (1/16)...Tied career-high 14 rebounds at Atlanta (12/23)...Career-high five 3-point field goals vs. Memphis (1/28)...For sixth time this season, tied career-high three steals at POR (4/13)...Missed four games due to injury...**2007-08:** Appeared in 80 games (52 starts)...Averaged 10.5 points per game (fourth among rookies)...Scored 20-plus points five times...Recorded 10-plus rebounds eight times...Led or co-led the team in rebounding eight times...Played in the T-Mobile Rookie Challenge on 2/15, recording nine points and five rebounds...Exploded for a career-high 35 points on 14-of-21 shooting to go along with 10 rebounds vs. Denver on 4/6...Grabbed a career-high 14 rebounds on two occasions...Dished out a career-high six assists vs. Philadelphia on 12/31.

continued on next page...

COLLEGE CAREER: 2006-07 (Junior): Named Most Outstanding Player of the NCAA East Regional to top off Big East Player of the Year and Big East Tournament MVP honors...Serving as Hoyas' Co-Captain, Green led Georgetown in scoring (14.3 ppg) and was second in both rebounding (6.4 rpg) and assists (3.2 apg)...Scored a career-high 30 points vs. Notre Dame...Blocked a career-high eight shots vs. Villanova...Tied career highs with 12 rebounds vs. Boston College and seven assists vs. Pittsburgh...Shot 51.3 percent (196-382) from the field...2005-06 (Sophomore): Led team in scoring (11.9 ppg) and assists (3.3 apg), while ranking second in rebounding (6.5 rpg)...Earned Second Team All-Big East honors...Posted a 21-point, 10-rebound effort against West Virginia...Notched 19 points, eight rebounds and six assists in an NCAA Tournament win over Ohio State...2004-05 (Freshman): Named Big East Co-Rookie of the Year...Named Basketball Times' National Freshman of the Year...Led Georgetown in rebounding (6.6 rpg) and ranked second in scoring (13.1 ppg)... Garnered Big East Rookie of the Week honors five times...Shot 50.2 percent (146-291) from the field and recorded five double-doubles...Named to The Associated Press All-America Third Team in 2006-07...As a junior, helped lead Georgetown to its first Final Four appearance since 1985...Ranks 17th in scoring, 16th in rebounding and 12th in assists on Georgetown's all-time lists...Started all 102 games of his collegiate career.

HOW ACQUIRED: Signed as a free agent on August 22, 2012.

PERSONAL: Full name is Jeffrey Lynn Green...Lists Georgetown's John Thompson III as his most influential coach...Says playing three years at Georgetown was an unbelievable experience...Most memorable college moments were winning the 2007 Big East Championship and making it to the Final Four...His mother, Felicia, attended every home game during his Georgetown career...The Georgetown student section welcomed her to the arena with a "Jeff Green's mom" chant, and she would wave back to them.





POSITION Forward

HEIGHT 6-9

WEIGHT 235

BIRTHDATE 02/06/85

BIRTHPLACE Minneapolis, MN

HIGH SCHOOL Hopkins HS (Hopkins, MN)

COLLEGE Minnesota

YEARS Starting 10th

DRAFTED Utah Jazz, First Round, 14th Overall, 2004 NBA Draft

KRIS HUMPHRIES #43

CAREER STATISTICS

NBA REGULAR SEASON RECORD

YEAR TEAM	G-GS	MIN	FGM-FGA	PCT	FG3-FG3A	PCT	FT-FTA	PCT	OFF-DEF-TOT	AST	PF-DQ	STL	TO	BS	PTS	AVG
04-05 Utah	67-4	873	116-287	.404	2-6	.333	44-101	.436	73-124-197	43	96-0	25	52	18	278	4.1
05-06 Utah	62-2	619	77-203	.379	0-5	.000	34-65	.523	56-101-157	30	82-0	23	31	16	188	3.0
06-07 Toronto	60-2	670	87-185	.470	0-0	---	53-79	.671	78-109-187	18	98-0	14	32	21	227	3.8
07-08 Toronto	70-0	925	161-333	.483	0-2	.000	75-124	.605	90-169-259	28	107-1	25	47	28	397	5.7
08-09 Toronto	29-0	265	38-90	.422	0-0	---	38-48	.792	24-46-70	10	31-0	8	8	6	114	3.9
09-10 DAL/NJ	69-0	1221	180-408	.441	0-1	.000	127-190	.668	120-258-378	32	145-0	36	66	48	487	7.1
10-11 NJ	74-44	2060	307-583	.527	0-1	.000	127-191	.665	225-546-771	84	168-0	33	103	80	741	10.0
11-12 NJ	62-62	2162	323-671	.481	0-0	---	209-278	.752	233-448-681	90	173-2	50	119	74	855	13.8
12-13 Brooklyn	65-21	1191	139-310	.448	0-2	.000	97-123	.789	126-239-365	32	127-0	16	57	33	375	5.8
TOTALS	558-135	9986	1428-3070	.465	2-17	.118	804-1199	.671	952-2040-3065	367	1027-3	230	515	324	3662	6.6

NBA PLAYOFF RECORD

YEAR TEAM	G-GS	MIN	FGM-FGA	PCT	FG3-FG3A	PCT	FT-FTA	PCT	OFF-DEF-TOT	AST	PF-DQ	STL	TO	BS	PTS	AVG
06-07 Toronto	6-0	69	3-9	.333	0-0	---	3-8	.375	7-10-17	1	11-0	1	3	2	9	1.5
07-08 Toronto	3-0	2	0-0	---	0-0	---	0-0	---	0-0-0	0	0-0	0	0	0	0	0.0
12-13 Brooklyn	7-0	83	14-31	.452	0-0	---	3-7	.429	10-13-23	1	15-0	1	2	3	31	4.4
TOTALS	16-0	154	17-40	.425	0-0	---	6-15	.400	17-23-40	2	26-0	2	5	5	40	2.5

CAREER HIGHS

CAREER REGULAR SEASON SINGLE-GAME HIGHS

Minutes	54, 03/05/11, Toronto at New Jersey
Field Goals	12, 04/16/12, Miami at New Jersey
Field Goal Attempts	21, 01/07/12, Miami at New Jersey
Three-Point Field Goals	1, 12/10/04, Portland at Utah (Twice)
Three-Point Attempts	1, 01/25/13, Brooklyn at Memphis (17 Times)
Free Throw Attempts	12, 04/23/12, Philadelphia at New Jersey (Twice)
Free Throw Attempts	12, 04/23/12, Philadelphia at New Jersey (Three Times)
Offensive Rebounds	9, 01/06/12, New Jersey at Toronto (Three Times)
Defensive Rebounds	17, 03/11/11, LA Clippers at New Jersey
Total Rebounds	23, 03/23/11, New Jersey at Cleveland
Assists	5, 02/18/12, New Jersey at Chicago (Three Times)
Steals	4, 04/03/10, New Orleans at New Jersey (Twice)
Turnovers	6, 03/31/12, New Jersey at Sacramento
Blocks	5, 03/17/11, Chicago at New Jersey (Twice)
Points	31, 03/12/12, Milwaukee at New Jersey

CAREER POSTSEASON SINGLE-GAME HIGHS

Minutes	24, 04/21/07, New Jersey at Toronto
Field Goals	4, 04/29/13, Chicago at Brooklyn
Field Goal Attempts	8, 04/29/13, Chicago at Brooklyn
Three-Point Field Goals	None
Three-Point Attempts	None
Free Throws	2, 04/22/13, Chicago at Brooklyn (Twice)
Free Throw Attempts	6, 04/29/07, Toronto at New Jersey
Offensive Rebounds	3, 04/29/13, Chicago at Brooklyn (Three Times)
Defensive Rebounds	4, 04/21/07, New Jersey at Toronto
Total Rebounds	6, 04/29/13, Chicago at Brooklyn (Twice)
Assists	1, 05/02/13, Brooklyn at Chicago (Twice)
Steals	1, 04/29/13, Chicago at Brooklyn (Twice)
Turnovers	1, 04/29/13, Chicago at Brooklyn (Five Times)
Blocks	1, 05/04/13, Chicago at Brooklyn (Five Times)
Points	8, 04/29/13, Chicago at Brooklyn (Twice)

2012-13 SEASON: In 65 games (21 starts), averaged 5.8 points and 5.6 rebounds in 18.1 minutes per game... Recorded six double-doubles... Scored in double figures 18 times including one 20-point game... Led the team in rebounds in 10 games (one tie)... Led the bench in scoring six times (one tie)... Recorded a season-high 20 points and nine rebounds vs. WAS on 4/15... Scored a season-high 17 points to go along with eight rebounds at PHX on 3/24... Scored 14 points and added four rebounds vs. DEN on 2/13... Recorded a double-double with 11 points and a game-high 13 rebounds at NYK on 1/21... Recorded his third double-double this season while having 13 rebounds and 10 points in 27 minutes vs. BOS on 11/15... Racked up a season-high 21 rebounds and scored 14 points vs. ORL on 11/11... Was inactive seven times (4 – sore abdominal muscle, 2 – sprained left ankle, 1 – sinus congestion)... DNP – Coach's Decision seven times (2 – tight lower back, 1 – sore left ankle)... **PLAYOFFS:** Averaged 6.7 points, 6.7 rebounds and 1.2 assists in 34.0 minutes per game.

PROFESSIONAL CAREER: 2011-12: Shot .481 (323-671) from the field and .752 (209-278) from the line... Tallied 29 double-doubles (10th in NBA) and scored 20+ points 12 times... Finished with 29 points and eight boards vs. Miami on 4/16... Tallied 20 and 10 vs. Philadelphia on 4/10... Recorded 21 points and 11 boards at Portland on 4/4... Tallied 18 points and 15 boards at LA Lakers on 4/3... Recorded 14 points and 12 boards at Sacramento on 3/31... Tallied 20 points and nine boards at Golden State on 3/30... Recorded 20 points and 16 boards vs. Charlotte on 3/24... Recorded 16 points and a season-high 21 boards vs. Toronto on 3/14... Tallied a career-high 31 points, 11-15 FG's, 18 boards and three blocks in 42 minutes vs. Milwaukee on 3/12... Recorded 20 points, 15 rebounds and three blocks at Charlotte on 3/9... Recorded 14 points and 14 boards at New York on 2/20... Tallied 24 points, 18 rebounds and five assists at Chicago on 2/18... Recorded 24 points, 10 boards and three blocks at Indiana on 2/16... Tallied 20 points, 12 boards and a season-high-tying four blocks at New York on 2/4... Recorded 25 points, 8-21 FG's, with 12 boards vs. Miami on 1/7... Tallied first double-double with 21 points, 9-14 FG's, and a game-high 16 rebounds at Washington on 12/26... **2010-11:** Ranked fifth in the NBA in rebounds per game... Shot .527 (307-585) from the field and .665 (127-191) from the line... Tallied 29 double-doubles, including 20+ rebounds twice... Recorded 15 points and 14 rebounds at New York on 3/30... Tallied 18 points and career-high 23 boards at Cleveland on 3/23... Poured in 18 points and 17 rebounds at Washington on 3/20... Recorded 13 points, 16 boards and career-high-tying five blocks vs. Chicago on 3/17... Tallied 19 points, 8-8 FG's, and 20 boards vs. Los Angeles Clippers on 3/11... Contributed 20 points and 17 boards in a career-high 54 minutes vs. Toronto on 3/5... **2009-10:** Appeared in 69 games with Dallas and New Jersey... Shot .441 (180-408) from the field and .668 (127-190) from the line... Acquired by the Nets from Dallas, along with Shawne Williams in exchange for Eduardo Najera on January 11, 2010... With New Jersey, recorded 14 games scoring in double figures, two 20+ point performances, five games with 10+ rebounds and three double-doubles... Tied a season-high with 12 rebounds vs. Miami on 2/17... Recorded a career-high 25 points on a career-high 10-14 FG's and eight rebounds in 30 minutes vs. LA Clippers on 1/27... Made Nets debut on 1/13 vs. Boston finishing with nine points and eight rebounds in 17 minutes... **2008-09:** Scored 10+ points three times... Led bench with season-highs 14 points and nine rebounds in 16 minutes vs. Miami on 11/16... **2007-08:** : Led team in rebounding seven times and the bench in scoring 11 times... Posted 10+ points in 17 games and two double-doubles... Shot 52.5% (64-122 FGs) from the field... Grabbed a season-high 14 rebounds vs. Utah on 11/14... Season-high-tying 17 points and six rebounds vs. Charlotte on 12/3... Scored a season-high-tying 17 points at Indiana on 12/14... **PLAYOFFS:** Appeared in three games, going scoreless in three minutes... **2006-07:** Scored a season-high 16 points (7-7 FGs) at Houston on 2/28... Grabbed a career-high 18 rebounds, season-high three blocks and career-high 33 minutes vs. Detroit (4/13/07)... **PLAYOFFS:** Saw the first postseason action of his career, averaging 1.5 points and 2.8 rebounds in 11.5 minutes in the first round series vs. New Jersey... Notched postseason-highs of five points and six rebounds in Game 1... **2005-06:** Tallied season-highs 16 points and 10 rebounds at Phoenix on 11/18 for second career double-double... Dished a career-high 4 assists at Cleveland on 12/20... **2004-05:** Tallied 10+ points six times and two games with 10+ rebounds... Made first career start at LA Lakers (2/15)... Grabbed 12 rebounds vs. LA Clippers (2/28)... Scored a season-high 17 points vs. Milwaukee (3/26)... Posted first career double-double with 12 points and 12 rebounds at Golden State (4/20).

COLLEGE CAREER: Played one season at Minnesota before declaring as an early entrant for the NBA Draft... Became first freshman to lead the Big Ten in scoring (21.7 ppg) and rebounding (10.1 rpg) in the same season... Named 2004 Big Ten Freshman of the Year and All-Big Ten First Team by the media and coaches... Scored in double-figures 29 times, with 16 double-doubles... Set a school record for points in a season by a freshman (629)... Set a school single-game scoring mark with 36 points at Indiana (2/18/04)... Had a streak of eight consecutive 20-point games, including 24 points, 13 rebounds against Indiana, 24 points, eight rebounds vs. Wisconsin and 23 points, nine rebounds against Illinois.

HOW ACQUIRED: Acquired from Brooklyn along with Keith Bogans, MarShon Brooks, Gerald Wallace, Kris Joseph, three unprotected first round picks and the option to swap first round picks in 2017 in exchange for Paul Pierce, Kevin Garnett, Jason Terry and D.J. White on July 12, 2013.

PERSONAL: Father, William, played football at the University of Minnesota, lettering from 1979-82 as an offensive lineman... Sister, Kaela, swam for the University of Texas... Named 2004 Mr. Basketball in the State of Minnesota by the Minneapolis Star Tribune and College Basketball News... Was a member of the 2002 U. S. Junior World Championship Qualifying Tournament Team... Favorite television shows are Homeland and Dexter... Would want to be a police officer if he was not a professional basketball player... Twitter handle is @KrisHumphries... Participated in Random Acts of Kindness at Brooklyn McDonald's handing out coupons and assisting with the drive-thru... Took part in ViSalus Fit Challenge at the Bedford-Stuyvesant YMCA.



POSITION Guard

HEIGHT 6-5

WEIGHT 200

BIRTHDATE 10/03/85

BIRTHPLACE Indianapolis, IN

HIGH SCHOOL Pike HS (Indianapolis, IN)

COLLEGE Western Kentucky

YEARS Starting 6th

DRAFTED Orlando Magic, First Round,
22nd overall, 2008 NBA Draft

COURTNEY LEE

#11

CAREER STATISTICS

NBA REGULAR SEASON RECORD

YEAR TEAM	G-GS	MIN	FGM-FGA	PCT	F3G-F3GA	PCT	FT-FTA	PCT	OFF-DEF-TOT	AST	PF-DQ	STL	TO	BS	PTS	AVG
08-09 Orlando	77-42	1939	245-540	.450	82-203	.404	78-94	.830	18-160-178	91	157-1	76	69	14	646	8.4
09-10 NJ	71-66	2375	338-775	.436	76-225	.338	133-153	.869	60-192-252	121	130-0	93	76	20	885	12.5
10-11 Houston	81-1	1723	253-576	.439	71-174	.408	95-120	.792	51-158-209	100	102-0	58	68	18	672	8.3
11-12 Houston	58-26	1757	251-580	.433	87-217	.401	71-86	.826	26-133-159	88	106-1	68	64	22	660	11.4
12-13 Boston	78-39	1941	246-530	.464	58-156	.372	62-72	.861	31-159-190	143	139-0	89	84	21	612	7.8
TOTALS	365-174	9735	1331-3001	.444	374-975	.384	439-525	.836	186-802-988	543	634-2	384	361	95	3475	9.5

NBA PLAYOFF RECORD

YEAR TEAM	G-GS	MIN	FGM-FGA	PCT	F3G-F3GA	PCT	FT-FTA	PCT	OFF-DEF-TOT	AST	PF-DQ	STL	TO	BS	PTS	AVG
08-09 Orlando	21-16	550	67-154	.435	12-44	.273	23-26	.885	6-33-39	27	42-0	19	20	3	169	8.0
12-13 Boston	4-0	39	1-5	.200	0-2	.000	4-4	1.000	0-2-2	1	3-0	2	0	0	6	1.5
TOTALS	25-16	589	68-159	.428	12-46	.261	27-30	.900	6-35-41	28	45-0	21	20	3	175	7.0

CAREER HIGHS

CAREER REGULAR SEASON SINGLE-GAME HIGHS

Minutes	51, 04/14/10, New Jersey at Miami
Field Goals	13, 03/08/10, New Jersey at Memphis
Field Goal Attempts	20, 03/24/12, Dallas at Houston (Three Times)
Three-Point Field Goals	5, 03/23/11, Golden State at Houston (Four Times)
Three-Point Attempts	12, 02/28/09, Orlando at Philadelphia
Free Throws	9, 10/27/10, Houston at Golden State
Free Throw Attempts	9, 10/27/10, Houston at Golden State
Offensive Rebounds	4, 04/11/11, Dallas at Houston (Three Times)
Defensive Rebounds	7, 12/09/09, Golden State at New Jersey
Total Rebounds	8, 04/11/11, Dallas at Houston (Twice)
Assists	6, 04/06/11, Houston at New Orleans (Twice)
Steals	6, 11/24/09, New Jersey at Denver
Turnovers	4, 03/20/12, LA Lakers at Houston
Blocks	2, 04/13/12, Phoenix at Houston (10 Times)
Points	30, 03/08/10, New Jersey at Memphis

CAREER POSTSEASON SINGLE-GAME HIGHS

Minutes	41, 04/26/09, Orlando at Philadelphia (Three Times)
Field Goals	10, 04/22/09, Philadelphia at Orlando
Field Goal Attempts	17, 04/22/09, Philadelphia at Orlando (Twice)
Three-Point Field Goals	1, 06/11/09, LA Lakers at Orlando (12 Times)
Three-Point Attempts	4, 06/11/09, LA Lakers at Orlando (Six Times)
Free Throws	4, 05/08/09, Boston at Orlando
Free Throw Attempts	4, 05/08/09, Boston at Orlando (Twice)
Offensive Rebounds	1, 06/14/09, LA Lakers at Orlando (Six Times)
Defensive Rebounds	4, 05/30/09, Cleveland at Orlando (Twice)
Total Rebounds	4, 06/14/09, LA Lakers at Orlando (Four Times)
Assists	5, 04/24/09, Orlando at Philadelphia
Steals	3, 05/28/09, Orlando at Cleveland (Three Times)
Turnovers	3, 05/22/09, Orlando at Cleveland
Blocks	1, 05/26/09, Cleveland at Orlando (Three Times)
Points	24, 04/22/09, Philadelphia at Orlando

2012-13 SEASON: Averaged 7.8 points, 2.4 rebounds, 1.8 assists and 1.14 steals in 24.9 minutes per game...Made his Celtic debut against Miami on 10/30 and recorded 11 points, one rebound and one assist in 24 minutes...Shot a career-high 46.4% from the field...Previous career-high was during rookie season with Orlando when he shot 45.0% from the floor during the 2008-09 season...In his 39 starts he averaged 9.0 points, 2.7 rebounds, 2.1 assists and 1.2 steals in 29.2 minutes while shooting 46.8% from the floor and 37.3% from three...In his 39 games off the bench he averaged 6.7 points, 2.1 rebounds, 1.5 assists and 1.1 steals in 20.6 minutes per game while shooting 45.9% from the floor and 37.0% from three-point territory...Had a breakout game against Brooklyn with a then season-high 13 points, a career-high nine rebounds, three assists and three steals on Nov. 15...Scored 13 points against Milwaukee on Dec. 1...Netted 14 points against Chicago on Dec. 18...Recorded 18 points against Golden State on Dec. 29...Recorded a season-high 20 points at the LA Lakers on Feb. 20...Tied a career-high with two blocks at Oklahoma City on Mar. 10...Set a new career high with three blocks against Charlotte on Mar. 16...Led or tied for the team lead in points three times, in rebounds once, in assists four times, in steals 23 times, in blocks 11 times and in minutes five times...Scored 10 or more points in 25 games and 20 or more points twice...Recorded his 3,000th career point against Chicago on Dec. 18... **PLAYOFFS:** Appeared in four games for the Celtics and averaged 1.5 points in 9.8 minutes per game.

PROFESSIONAL CAREER: 2011-12: In his second season with Houston, averaged 11.4 points, 2.7 rebounds and 1.17 steals in 58 games (26 starts)...placed on the inactive list for eight games (1/4-1/16) due to a right calf strain...returned to the lineup vs. Detroit (1/17) after missing eight games (right calf strain)...started for an injured Kevin Martin (inflammation in right heel) vs. Washington (1/27)...in his second straight start, scored 14 points (6-12 FG) and had a season-high four steals vs. New York (1/28)...scored 16 points (6-9 FG) off a 4-of-5 outing from downtown at Portland (2/8)...had 17 points (6-11 FG) vs. Minnesota (2/17), including a 4-for-4 performance from beyond the arc...scored all nine of his points in the fourth quarter of a 97-93 win vs. Memphis (2/20), going a perfect 6-of-6 from the free throw line...totalled 13 points (5-6 FG) vs. the L.A. Clippers (3/4), going 3-of-3 from 3-point range...netted 17 points (7-14 FG) and dished a season-best four assists in a 112-106 win at New Jersey (3/10)...registered 21 points (8-12 FG, 4-7 3FG) in a start at Oklahoma City (3/13), hitting the game-deciding 3-pointer with 15.1 seconds left to play in a 104-103 win...suffered a strained tendon in his left middle finger vs. Charlotte (3/14)...recorded a season-best 25 points (9-14 FG, 4-9 3FG) and five rebounds at the L.A. Clippers (3/17)...grabbed a season-high seven rebounds at Phoenix (3/18)...collected 23 points (7-17 FG, 3-6 3FG, 6-8 FT), five boards and a season-high-tying four assists in a 107-104 win vs. the L.A. Lakers (3/20), hitting three key free throws in the final 10.6 seconds of the game...finished with 16 points (5-13 FG, 5-5 FT) and a career-high-tying two blocked shots vs. Sacramento (3/26)...added 17 points (7-12 FG) and two steals vs. Memphis (3/30)...scored 20 points (9-17 FG) to go with a season high-tying four assists vs. Indiana (4/1)...matched his season-high four assists at the L.A. Lakers (4/6)...equalled his season highs of 25 points (11-18 FG, 3-5 3FG) and four steals in leading the Rockets to a 104-87 win at Sacramento (4/8), netting 17 first-quarter points (7-8 FG, 3-3 3FG)...recorded double-figure scoring in a career-high nine consecutive games (3/24-4/9)...also matched his career high of two blocks at Memphis (12/30) and vs. Phoenix (4/13)...netted 18 points (8-15 FG) and had five rebounds vs. Denver (4/16)...went 4-of-7 from downtown en route to 16 points at Dallas (4/18)...led the Rockets with 20 points (7-17 FG) behind a 4-of-10 night from downtown vs. Golden State (4/21)...marked his sixth 20-point performance of the season...started the last 24 games (3/13-4/26) of the season. **2010-11:** In his first season with the Rockets, averaged 8.3 points (.408, 71-174 3FG), 2.6 rebounds and 1.2 assists in 81 games (one start)...on the inactive list for one game (2/16) due to a mild case of pneumonia...totalled 29 double-digit scoring games, including four 20-point outings...made a season-best three steals in his regular season debut with Houston at the L.A. Lakers (10/26)...scored 11 points off a career-best 9-of-9 outing from the free throw line at Golden State (10/27)...netted 19 points (8-14 FG, 3-5 3FG) vs. Oklahoma City (1/12)...topped Houston with 23 points (9-15 FG) vs. Minnesota (2/8)...led seven Rockets in double-figure scoring with 22 points (8-14 FG), a career-high-tying five 3-pointers made (5-7 3FG), six rebounds, four assists, two steals and one block vs. Denver (2/14), which also included a 14-point second quarter (5-9 FG, 3-4 3FG)...registered 18 points (7-14 FG) at the L.A. Clippers (3/2)...matched his career-high two blocked shots vs. Indiana (3/5)...recorded 19 points (7-13 FG, 5-5 FT) and another career-high-tying two blocks at Sacramento (3/7)...reached double-digit scoring in a season-high four consecutive games (3/1-3/7)...in his first start with the Rockets, scored a season-high 25 points (10-16 FG) in 41:54 of action vs. Golden State (3/23), as well as matching his career best in 3-pointers made (5-8 3FG)...tied his season-high three steals at New Jersey (3/29)...again tied his career best with two blocks vs. Sacramento (4/5)...equalled his career-high six assists at New Orleans (4/6), matching his six helpers from 2009-10 at New Orleans (1/8)...added 12 points (4-12 FG), a career-high-tying eight rebounds and a season-high-tying three steals vs. Dallas (4/11)...came off the bench for 22 points (7-15 FG, 4-7 3FG, 4-4 FT) at Minnesota (4/13)...made his final 20 consecutive free-throw attempts of the season (4/1-4/13). **2009-10:** In his lone season with New Jersey, averaged 12.5 points, 3.5 rebounds and 1.31 steals in 71 games (66 starts)...finished sixth on New Jersey's top-10, single-season free throw percentage list at .869 (133-153 FT)...missed a total of 10 games due to injury: six games (11/7-11/18) with a strained left groin, one game (1/27) due to oral surgery and three games (2/28-3/5) with a sprained left ankle...was a DNP-CD one time (11/21)...in his 66 starts, averaged 12.9 points, 3.5 rebounds and 1.7 assists in 34.6 minutes...also averaged 14 points per game after the All-Star Break...recorded 10 games of 20-plus points, one 30-point performance and two games with four or more steals...made a career-high six steals at Denver (11/24)...notched 27 points (11-16 FG) vs. Charlotte (12/4)...tallied a career-high eight rebounds vs. Golden State (12/9)...scored 28 points (8-14 FG) with a career-high five treys (5-7 3FG) at New Orleans (1/8), adding a career-best six assists...totalled 24 points (9-15 FG) and seven rebounds at Cleveland (2/9)...netted 28 points (11-18 FG, 4-4 3FG) vs. Portland (2/23)...posted 25 points at New York (3/6), including a career-high-tying five 3-pointers (5-7 3FG)...registered 24 points (10-14 FG) at Houston (3/13)...played in a

continued on next page...

COURTNEY LEE *continued from previous page.*

career-high 51 minutes at Miami (4/14)...**2008-09:** Played in 77 games (42 starts) during his rookie campaign with Orlando, averaging 8.4 points, 2.3 rebounds and 1.2 assists...made a career-high 82-of-203 (.404) 3-point field goals...was a DNP (CD) five times (10/29-11/1; 11/21)...in his 42 starts, averaged 10.1 points, 2.9 boards and 1.07 steals in 29.7 minutes per game...ranked among top NBA rookies in scoring (13th), rebounding (19th), assists (11th), 3-point field goal percentage (third) and steals (sixth, 0.99 spg)...scored in double figures 33 times and had two 20-point games, including 21 points (9-10 FG, 3-3 3FG) vs. the L.A. Clippers (2/4) and a season-high 22 points (6-8 FG, 8-8 FT) at New York (3/23)...recorded a season-best three steals seven times...made first NBA start vs. Washington (1/6)...**PLAYOFFS:** Played in 21 games (16 starts), averaging 8.0 points, 1.9 rebounds, 1.3 assists in helping Orlando reach the NBA Finals...poured in playoff-career-high 24 points vs. Philadelphia (4/22).

COLLEGE CAREER: Played four seasons at Western Kentucky University, averaging 17.6 points, 5.2 rebounds, 2.2 assists and 1.91 steals in 127 career games...started every game he played at WKU...named First-Team All-Sun Belt Conference for three consecutive seasons (2005-06, 2006-07, 2007-08) and was the 2007-08 Sun Belt Player of the Year...left WKU tied with Jim McDaniels as the school's all-time leading scorer with 2,238 points...also ranked first in games started (127) and free-throw percentage (.817); second in 3-point field goals made (245) and steals (242); sixth in 3-point field goal percentage (.401); ninth in assists (281) and blocked shots (78)...as a senior in 2007-08, ranked second in the Sun Belt Conference and 28th in the nation in points per game (20.4)...led the Hilltoppers to the Sweet Sixteen in the NCAA Tournament...scored 735 points in 2007-08, which ranked third all-time in school history for points in a single season...ranked fifth in the conference in steals (1.81 spg) and seventh in free throw percentage (.822)...averaged a team-high 17.3 points during his junior campaign in 2006-07...as a sophomore, led the Hilltoppers in rebounding (6.3 rpg), assists (2.9 apg) and steals (2.57 spg), while ranking second in scoring (17.4 ppg)...set school freshman record in 2004-05 with 461 points in 31 games.

HOW ACQUIRED: Acquired from Houston in a three-team trade that sent JaJuan Johnson, E'Twaun Moore, Sean Williams and a future second round pick to Houston and two future second round picks, Sasha Pavlovic and cash considerations to Portland on July 20, 2012.

PERSONAL: Received a degree in sociology from Western Kentucky with a minor in criminology...earned WKU's highest athletic honor, by receiving the John O. Oldham Award as the school's Male Athlete of the Year in July 2008...wore jersey #11 with the Magic to honor Daniel Rumph, who wore the same number when he was his teammate at WKU...credits Rumph, who died of a heart condition while playing pick-up basketball in 2005, for keeping him in school after a homesick freshman season...enjoys watching Entourage and sports...lists favorite music artists as Drake, Wiz Khalifa, Lil Wayne, Trey Songz and Usher...does not have just one favorite movie that stands out that he "could watch a million times"...lists superstition as when "Walking with a group of people and there is a pole, we all need to walk on the same side of the pole. Don't split the pole."...lists favorite meal as steak...first job was working in a coffee shop.





POSITION Forward

HEIGHT 7-0

WEIGHT 238

BIRTHDATE 04/19/91

BIRTHPLACE Toronto, Ontario, Canada

HIGH SCHOOL South Kamloops HS
(Kamloops, BC)

COLLEGE Gonzaga

YEARS Starting 1st

DRAFTED Dallas Mavericks, First Round,
13th overall pick, 2013 NBA
Draft

KELLY OLYNYK

#41

COLLEGE STATISTICS

YEAR TEAM	G-GS	MIN	FGM-FGA	PCT	FG3-FG3A	PCT	FT-FTA	PCT	OFF-DEF-TOT	AST	PF-DQ	STL	TO	BS	PTS	AVG
09-10 Gonzaga	34-0	419	49-98	.500	4-18	.222	28-47	.596	31-62-93	26	68-3	18	21	5	130	3.8
10-11 Gonzaga	35-4	471	74-129	.574	12-27	.444	42-68	.618	44-89-133	26	57-1	12	42	5	202	5.8
12-13 Gonzaga	31-27	807	207-320	.647	9-27	.333	122-156	.782	71-155-226	53	71-2	21	73	35	545	17.6
TOTALS	100-31	1697	330-547	.603	25-72	.347	192-271	.709	146-306-452	105	196-6	51	136	45	877	8.8

COLLEGE CAREER: 2012-13 (Junior): Averaged 17.8 points, 7.3 rebounds, 1.7 assists and 1.1 blocks while shooting 62.9% from the floor.....Consensus first team All-American...WCC Player of the Year and First Team All-WCC...Was a First Team Academic All-American...2011-12 (Redshirt): Redshirted...2010-11 (Sophomore): Played for Canada in 2010 FIBA World Championships in Turkey in September...averaged 8.2 ppg, 2.8 rpg...after getting just one appearance off the bench in first two games, played 19 minutes and scored 13 points against France...played tournament-high 22 minutes against both New Zealand and Spain, scoring six points against NZ and 14 against Spain, going 7-for-9 from free throw line against Spain...went 8-for-13 from the field over the final three games...grabbed four rebounds in each of last two games...Canada was winless in five games...2009-10 (Freshman): Came off the bench in all 34 games, averaging 12.3 minutes per game...three double-digit games - 10 at home against Washington State and Eastern Washington, and season-high 13 in West Coast Conference opener at Portland...went 4-for-6 from field and 4-for-5 from free throw line against Portland...grabbed seven rebounds four times - at Washington State, at Portland and home against Saint Mary's and Santa Clara.

HOW ACQUIRED: Draft rights acquired from Dallas in exchange for the draft rights to Lucas Nogueira and two future second round picks on June 28, 2013.

PERSONAL: : Full name is Kelly Tyler Olynyk...Played quarterback in high school, suffering a broken arm near his shoulder joint in a 2007 playoff game...Graduated from Gonzaga with a 3.53 GPA in accounting.



POSITION Guard

HEIGHT 5-11

WEIGHT 175

BIRTHDATE 02/17/91

BIRTHPLACE Dallas, TX

HIGH SCHOOL Dallas Episcopal HS (Dallas, TX)

COLLEGE Missouri

YEARS Starting 1st

DRAFTED Undrafted

PHIL PRESSEY

#26

COLLEGE STATISTICS

YEAR TEAM	G-GS	MIN	FGM-FGA	PCT	FG3-FG3A	PCT	FT-FTA	PCT	OFF-DEF-TOT	AST	PF-DQ	STL	TO	BS	PTS	AVG
10-11 Missouri	30-12	668	65-168	.387	30-83	.361	35-46	.761	25-43-68	117	62-2	61	65	1	195	6.5
11-12 Missouri	35-35	1124	115-269	.428	38-104	.365	93-120	.775	13-102-115	223	69-2	74	85	2	361	10.3
12-13 Missouri	34-34	1151	141-375	.376	46-142	.324	75-102	.735	26-87-113	240	64-0	61	120	2	403	11.9
TOTALS	99-81	2943	321-812	.395	114-329	.347	203-268	.757	64-232-296	580	195-4	196	270	4	959	9.7

COLLEGE CAREER: 2012-13 (Junior): Averaged career highs in scoring (11.9 ppg) and assists (7.0 apg), finishing No. 13 nationally in assists per game. Shot 37.6 percent from the field. Named First Team All-SEC and All-SEC tournament. Chosen for the Bob Cousy Award Final 12 List. Broke his own school record for assists with 240, just one assist shy of second all-time in SEC history. Scored 19 points and had an SEC-record tying 19 assists at UCLA, the most in Division I in 2012-13. The total was the most by a high-major college player since Mateen Cleaves (Michigan State) dished 20 in 2000 and it was the first 19 and 19 game in D-1 or the NBA since John Stockton accomplished the feat with the Jazz during 1990-91 season. Had six games with 10 or more assists on the year, including 13 assists in the SEC-opener vs. Alabama and 12 points and 11 dimes vs. Illinois...2011-12 (Sophomore): Led the Big 12 Conference in assists per game (6.4), steals per game (2.1) and assist/turnover ratio (2.6) ... Broke the previous assist mark of 179 assists set by Lee Coward (1989-90) ... Already among the Top 10 in school history for career assists (340) and among the Top 15 in career steals (135) ... His assist average of 4.9 per game (340 steals in 69 games) is the highest in school history ... Became the first player in Mizzou history with seven double-figure assist games in one season, including four contests with 12 dimes ... His 12 assists in the Big 12 Tournament win against Oklahoma State (3/8) were the most ever for a Tiger in the league tournament ... Led the Big 12 Conference and ranked No. 15 nationally last season with 74 steals ... Tied the Mizzou sophomore record with 74 thefts, equaling Lynn Hardy's sophomore mark of 74 set in 1985-86 ... Added 20 points in the NCAA Tournament vs. Norfolk State (3/16)...2010-11 (Freshman): Made 12 starts in his rookie season and averaged 6.5 points, 2.3 rebounds, 3.9 assists and 2.0 steals per game...Broke the Mizzou Freshman record with his 2.0 steals and 3.9 dimes per game ... His 117 assists also set the school mark ... Managed to hit 30 treys and shoot 36 percent from three-point distance ... The 30 treys were ninth among freshmen in school history ... His 35-of-46 (.761) free throw percent shooting also ranked on the Top 10 list for MU freshmen.

HOW ACQUIRED: Signed as a free agent on July 22, 2013.

PERSONAL: : Full name is Phil Michael Pressey ... Son of Liz and Paul Pressey ... Would like to pursue a career in broadcasting or finance after his hoops career ... Older brother Matt is a recent graduate (two-year letter winner at Mizzou) and sister, Angie, played collegiate volleyball at California ... His father Paul was the original point forward in the NBA and is now an assistant on Byron Scott's staff in Cleveland ... Selected Missouri over Arizona, UConn and UCLA ... Lists his father as the most influential person in his life ... Chris Paul is the best player he has ever faced ... Father was an assistant for the New Orleans Hornets during that time and he twice participated in the CP3 Point Guard Camp ... Favorite musical artist is Jay-Z ... Mike Epps is his favorite actor..



POSITION Guard

HEIGHT 6-1

WEIGHT 186

BIRTHDATE 02/22/86

BIRTHPLACE Louisville, KY

HIGH SCHOOL Oak Hill Academy
(Mouth of Wilson, VA)

COLLEGE Kentucky

YEARS Starting 8th

DRAFTED Phoenix Suns,
First Round, 21st overall pick,
2006 NBA Draft

RAJON RONDO

#9

CAREER STATISTICS

NBA REGULAR SEASON RECORD

YEAR TEAM	G-GS	MIN	FGM-FGA	PCT	FG3-FG3A	PCT	FT-FTA	PCT	OFF-DEF-TOT	AST	PF-DQ	STL	TO	BS	PTS	AVG
06-07 Boston	78-25	1831	188-450	.418	6-29	.207	119-184	.647	74-218-292	297	181-1	128	137	8	501	6.4
07-08 Boston	77-77	2305	351-715	.492	5-19	.263	107-175	.611	78-244-322	393	187-1	129	147	13	814	10.6
08-09 Boston	80-80	2642	383-759	.505	15-48	.313	172-268	.642	100-316-416	659	193-0	149	209	11	953	11.9
09-10 Boston	81-81	2963	459-904	.508	17-80	.215	175-282	.621	100-260-360	794	198-0	189	246	11	1110	13.7
10-11 Boston	68-68	2527	318-670	.475	10-43	.233	75-132	.568	87-210-297	760	120-0	153	234	11	721	10.6
11-12 Boston	53-53	1957	256-572	.448	10-42	.238	108-181	.597	62-195-257	620	99-0	95	193	3	630	11.9
12-13 Boston	38-38	1423	225-465	.484	12-50	.240	60-93	.645	43-169-212	420	96-1	70	148	9	522	13.7
TOTALS	475-422	15649	2180-4533	.481	75-311	.241	816-1315	.621	544-1612-2156	3943	1074-3	813	1314	66	5251	11.1

NBA PLAYOFF RECORD

YEAR TEAM	G-GS	MIN	FGM-FGA	PCT	FG3-FG3A	PCT	FT-FTA	PCT	OFF-DEF-TOT	AST	PF-DQ	STL	TO	BS	PTS	AVG
07-08 Boston	26-26	831	107-263	.407	5-20	.250	47-68	.691	39-68-107	172	74-0	45	47	8	266	10.2
08-09 Boston	14-14	577	93-223	.417	6-24	.250	44-67	.657	32-104-136	137	47-0	35	38	3	236	16.9
09-10 Boston	24-24	975	151-326	.463	9-24	.375	68-114	.596	38-96-134	223	57-0	46	72	3	379	15.8
10-11 Boston	9-9	345	51-107	.477	0-3	.000	24-38	.632	11-38-49	86	16-0	10	33	0	126	14.0
11-12 Boston	20-20	810	141-301	.468	8-30	.267	39-56	.696	35-93-128	227	40-0	45	72	2	329	17.3
TOTALS	93-93	3537	543-1220	.445	28-101	.277	222-343	.647	155-399-554	845	234-0	181	262	16	1336	14.4

CAREER HIGHS

CAREER REGULAR SEASON SINGLE-GAME HIGHS

Minutes	50, 01/06/10, Boston at Miami
Field Goals	15, 02/15/12, Detroit at Boston
Field Goal Attempts	27, 02/15/12, Detroit at Boston
Three-Point Field Goals	2, 12/27/12, Boston at LA Clippers (12 Times)
Three-Point Attempts	5, 01/11/10, Atlanta at Boston
Free Throws	11, 04/08/09, New Jersey at Boston (Twice)
Free Throws Attempts	15, 12/15/08, Utah at Boston
Offensive Rebounds	6, 03/24/10, Denver at Boston (Three Times)
Defensive Rebounds	13, 03/04/12, New York at Boston (Twice)
Rebounds	17, 03/04/12, New York at Boston
Assists	24, 10/29/10, New York at Boston
Steals	8, 03/23/11, Memphis at Boston
Turnovers	9, 01/06/09, Boston at Charlotte
Blocks	3, 12/07/12, Boston at Philadelphia (Twice)
Points	35, 02/15/12, Detroit at Boston

CAREER POSTSEASON SINGLE-GAME HIGHS

Minutes	58, 04/30/09, Boston at Chicago
Field Goals	16, 05/30/12, Boston at Miami
Field Goal Attempts	24, 05/30/12, Boston at Miami
Three-Point Field Goals	2, 05/30/12, Boston at Miami (Six Times)
Three-Point Attempts	4, 05/26/12, Philadelphia at Boston (Twice)
Free Throws	12, 05/01/10, Boston at Cleveland
Free Throws Attempts	14, 05/01/10, Boston at Cleveland
Offensive Rebounds	7, 07/20/09, Chicago at Boston
Defensive Rebounds	14, 05/09/10, Cleveland at Boston
Rebounds	18, 05/09/10, Cleveland at Boston
Assists	20, 04/22/11, Boston at New York
Steals	6, 06/17/08, LA Lakers at Boston
Turnovers	7, 06/07/12, Miami at Boston (Five Times)
Blocks	2, 05/02/09, Chicago at Boston (Twice)
Points	44, 05/30/12, Boston at Miami

2012-13 SEASON: Averaged 13.7 points, 5.6 rebounds, 11.1 assists and 1.84 steals in 37.4 minutes per game...Appeared in only 38 games due to a torn ACL in his right knee...Recorded 20 assists against Philadelphia on Nov. 9...Recorded 20 points, nine rebounds, 10 assists and five steals against Chicago on Nov. 12...Recorded his second 20 assist game of the season against Toronto on Nov. 17 with 20 assists...Tied John Stockton for the second longest streak with 10 or more assists in a game against Orlando on Nov. 25 by recording 16 assists which marked his 37th consecutive game with 10 or more assists...Had streak snapped the next game when he was ejected just before halftime for an altercation...Recorded his first triple-double of the season with 16 points, 13 rebounds, 14 assists to go along with three steals and a career-high-tying three blocks against Philadelphia on Dec. 7...Netted a season-high 26 points against Chicago on Dec. 18...Recorded his second triple-double of the season with 14 points, 11 rebounds and 10 assists against Atlanta on Jan. 5...Recorded his third double-double of the season with 17 points, 10 rebounds and 12 assists against Charlotte on Jan. 14...Named as a starter for the Eastern Conference in the 2013 NBA All-Star Game in Houston...Recorded his fourth triple-double of the season with 23 points, 10 rebounds and 11 assists against New York on Jan. 24...Recorded his fifth triple-double in the next game against Atlanta on Jan. 25 with 16 points, 10 rebounds and 11 assists...Suffered a torn ACL in his right knee against Atlanta on Jan. 25 and was ruled out for the remainder of the season on Jan. 27...**PLAYOFFS:** Did not play in 2013 playoffs due to injury.

PROFESSIONAL CAREER: 2011-12: Averaged 11.9 points, 4.8 rebounds, an NBA-best 11.7 assists and 1.79 steals in 36.9 minutes per game...Named to All-NBA Third Team and Second Team All-Defense...Became the first Celtic to lead the NBA in assists per game since Bob Cousy during the 1959-60 season...Passed K.C. Jones for eighth on the Celtics all-time assist list on opening day when he recorded 13 assists against the Knicks on Dec. 25...Recorded his first triple-double of the season with 18 points, 11 rebounds and 14 assists against Washington (1/1)...Recorded his 3,000th career assist against Chicago on Jan. 13...Appeared in his 400th career game against Charlotte on Feb. 7...Recorded his 15th career-triple double when he scored a career-high tying 32 points to go along with 10 rebounds and a season-high 15 assists against Chicago on Feb. 12...Became just the fifth active player to record 10 FG's and 10 FT's in a triple-double joining LeBron James, Russell Westbrook, Richard Jefferson and Tracy McGrady...Became the first player in more than two decades to record a 30-15-10 triple-double with 10 FG's and 10 FT's in a non-overtime game joining Magic Johnson, Michael Jordan, Hakeem Olajuwon and Larry Bird as the only players to accomplish that feat since 1980 with Olajuwon's being the most recent in 1989...Recorded a career-high 35 points on 15-of-27 shooting against Detroit on Feb. 15...Named to the Eastern Conference All-Star team as a replacement for Joe Johnson...Scored two points, had two rebounds and handed out eight assists in 15:34 of action during the All-Star Game...Was named as a replacement for Stephen Curry for the Taco Bell Skills Challenge at All-Star weekend and finished in second place...Recorded his third triple-double of the season with 15 points, 11 rebounds and 10 assists against Milwaukee on Feb. 29...Recorded his fourth triple-double of the season with 18 points, a career-high 17 rebounds and a season-high 20 assists on Mar. 12, against New York...Became first player since Magic Johnson to record 17 or more points, rebounds and assists in a game since Apr. 18, 1989...Became first player since Wilt Chamberlain to have a triple double with 18 points, 20 assists and 17 rebounds since Wilt recorded 22 pts, 25 rebs, 21 asts on February 2, 1968...Recorded fifth triple-double of the season when he scored 16 points, grabbed 11 boards and handed out 14 assists against Miami on Apr. 1...Recorded his sixth triple-double of the season with 10 points, 10 rebounds and a season-high-tying 20 assists against Atlanta on Apr. 11...Recorded 24 straight games with 10 or more assists from Mar. 11 through Apr. 26 which is the longest streak in the NBA since John Stockton recorded 29 straight in 1992...Missed four games during the streak due to injury...**PLAYOFFS:** Averaged 17.3 points, 6.7 rebounds, 11.9 assists and 2.37 assists in 42.6 minutes per game...Recorded a playoff-career high 44 points to go along with 10 assists and eight rebounds in Game 2 of the Eastern Conference Finals against Miami...He was the first player in NBA postseason history to record those totals in a game...Recorded four triple-doubles during the postseason; Game 7 against Miami (22 pts, 10 rebs, 14 asts), Game 7 against Philadelphia (18 pts, 10 rebs, 10 asts), Game 1 against Philadelphia (13 pts, 12 rebs, 17 asts), Game 2 against Atlanta (17 pts, 14 rebs, 12 asts)...Became just the second player in NBA playoff history to record 13 or more assists in the first five games of a series joining Magic Johnson (accomplished against Philadelphia)...Also recorded 14.1 points, 7.4 rebounds and 12.7 assists per game against Philadelphia (only one other player has matched or bettered those totals for a seven game series: Magic Johnson against Boston in 1984 NBA Finals: 18.0 points, 7.7 rebounds and 13.6 assists).

2010-11: Averaged 10.6 points, 4.4 rebounds, a career-high 11.2 assists and 2.25 steals in 37.2 minutes per game...His 11.2 assists per game set a new franchise record and he finished second in the NBA in assists and steals per game...Recorded his 10th career triple-double (first this season) when he recorded 10 points, 10 rebounds and a career-high 24 assists against New York (10/29)...Set the NBA record for most assists through four games (67) previously held by John Stockton and Magic Johnson (65)...Recorded his second triple-double of the season with 12 points, 10 rebounds and 25 assists to go along with a season-high six steals against San Antonio (1/5)...Recorded 10 points and 16 assists against LA Lakers (1/30)...Named to his second consecutive All-Star Game as a member of the Eastern Conference reserves...Netted a season-high 26 points against Orlando (2/6)...Recorded his third triple-double of the season with 11 points, 10 rebounds and 10 assists against Miami (2/13)...Netted 10 or more points 36 times and had five games of 20-plus points...Recorded a team-high 31 double-doubles...Led the C's in scoring in four games, in rebounds seven times, in assists 65 times, in steals 37 times, in blocks once and in minutes 30 times...**PLAYOFFS:** Averaged 14.0 points, 5.4 rebounds, 9.6 assists and 1.11 steals in 38.3 minutes per game...Recorded his sixth career postseason triple double against New York (4/22) when he had 15 points, 11 rebounds and 20 assists joining Magic Johnson as the only other player in NBA history to record a postseason triple-double with 20 or more assists...Dislocated his left elbow during the third quarter of Game 3 against Miami but would not miss any games due to the injury...**2009-10:** Averaged 13.7 points, 4.4 rebounds, 9.8 assists and 2.28 steals in 36.6 minutes per game...Recorded 15 double-doubles...Became just the third Celtic to post 30 points and 15 assists in the same game joining Larry Bird and Bob Cousy when he recorded those numbers against Golden State (12/28)...Currently leading the NBA in total steals (82) and steals per game (2.65)...Became the first Celtic since Sherman Douglas to record five 15-plus assist games in one calendar year since Douglas had five in 1993...Became the first Celtic to post 11 points, nine rebounds, 13 assists and five steals since the Elias Sports Bureau began tracking steals during the 1973-74 season (posted stats against

continued on next page...

RAJON RONDO *continued from previous page.*

Milwaukee (12/8)...Had 45 games in which he recorded 10+ assists...Led the C's in assists in 80 games, points 14 times, rebounds 13 times and steals in 56 games...Recorded a career-high 40 double-doubles...Missed game against Toronto (1/2) due to a strained left hamstring...Recorded a season-high 30 points against Golden State (12/28)...Pulled down a season-high 13 boards against Orlando (12/25)...Handed out a career-high 18 assists against Sacramento (3/26)...Played his 300th career game against Detroit (3/15)...Notched two triple-doubles on the season (22 pts, 10 rebs, 13 asts at Toronto and 11 pts, 11 rebs, 15 asts against Denver)...Earned his first All-Star Game appearance when he was named as a reserve to the 2010 Eastern Conference All-Star Team...**PLAYOFFS:** Averaged 15.8 points, 5.6 rebounds, 9.3 points and 1.92 steals in 40.6 minutes per game...Handed out 12 assists in Game 3 of the Eastern Conference Final against Orlando marking the 14th time in his postseason career to reach 12 or more assists in a game and passing Larry Bird for second-most games with that many assists...Recorded 21 points, 12 assists and five steals in the deciding Game 6 against Cleveland marking it the fifth time a player has recorded those numbers in a deciding game in which his team was the winner (Johnny Moore, Clyde Drexler, Michael Jordan, Jason Kidd)...Posted two triple-doubles (Game 2 vs. LA with 19 pts, 12 rebs, 10 asts; Game 4 against Cleveland: 29 pts, 18 rebs, 13 asts)...Became just the third player in NBA postseason history to record a triple-double of 29 points, 18 rebounds and 13 assists against Cleveland in Game 4 of the Eastern Conference Semifinals (Oscar Robertson, Wilt Chamberlain were previous two)...Moved to sixth all-time in Celtics postseason history for assists...**2008-09:** Averaged 11.9 points, 5.2 rebounds, 8.2 assists and 1.85 steals in 33.0 minutes per game...Finished ranked sixth in the NBA in assists per game and fifth in steals per game...Finished fifth in the NBA in total assists (659)...Scored in double figures in 43 games including 13 games with 20 or more points and two games with 30 or more points...Netted a career-high 32 points on his 23rd birthday at Phoenix (2/22)...Posted two triple-doubles (12/3 vs. Indiana, 2/12 at Dallas)...Posted 13 double-doubles...Dished out a career-high 17 assists twice (2/27 vs. Indiana, 12/3 vs. Indiana)...Tied a season-high with seven steals vs. Denver (11/14)...Finished with the fourth highest assist total in a single season in franchise history (659)...**PLAYOFFS:** Joined Larry Bird as the only Celtics to have posted three triple-doubles in the same postseason...Averaged 16.9 points, 9.7 rebounds, 9.8 assists and 2.50 steals in 41.2 minutes per game...Averaged 19.4 points, 9.3 rebounds and 11.6 assists in the First Round against Chicago...Averaged 14.3 points, 10.1 rebounds and 8.0 assists in the Conference Semifinals against Orlando...Also recorded six double-doubles...**2007-08:** Averaged 10.6 points, 4.2 rebounds, 5.1 assists and 1.68 steals in 29.9 minutes per game...Dished out ten or more assists six times...Led Celtics in assists 36 times and rebounds five times...Led the Celtics in scoring twice...Scored a career-high 23 points on 12/23 vs. Orlando...Scored 23 points and grabbed six boards at Miami (1/29)...Swiped five steals at Miami (1/30)...Notched a double-double with 14 points and a season-high 12 boards vs. Dallas (1/31)...Swiped a season-high six steals at Orlando (1/27)...Named to the T-Mobile Rookie-Sophomore Challenge and Youth Jam where he was a starter recording six points and six assists in 18 minutes of action...Became the first Celtic since Sherman Douglas in 1995 to record 15 or more assists in a game when he dished out a career-high 16 assists on 2/29/08 against Charlotte...Finished the season ranked 13th in the NBA in steals per game...Ranked 35th in the NBA in field goal percentage (.492)...Ranked 22nd in the NBA in assists per game (5.1)...**PLAYOFFS:** Averaged 10.2 points, 4.1 rebounds, 6.6 assists and 1.73 steals in 32.0 minutes per game in the post-season...Scored 21 points, grabbed seven boards, dished out eight assists and swiped six steals in 32 minutes in Game 6 of the NBA Finals...Recorded 16 assists in Game 2 of the Finals, the most recorded by a player since Magic Johnson had 20 assists in 1991...Recorded second highest single post-season assist mark by a Celtic in post-season history (172)...Dished out 13 assists in Game 5 against Detroit of the ECF...Scored 10 points, grabbed nine boards and had eight assists in Game 2 of the ECF against Detroit...Scored 20 points and dished out 13 assists in Game 5 of the Semifinals against Cleveland...Scored 14 points and dished out 12 assists in Game 4 of the First Round against Atlanta...Posted two double-doubles...**2006-07:** Averaged 6.4 points, 3.7 boards, 3.8 assists and 1.64 steals in 23.5 minutes per game...Scored 19 points, dished out nine assists and swiped six steals vs. DET (4/18)...Scored 17 points and dished out eight assists at MIA (4/16)...Scored 16 points and dished out eight assists at ATL (4/10)...Scored 14 points, grabbed eight boards, dished out eight assists and swiped a career-high of seven steals at IND (4/7)...Scored 11 points and grabbed 10 boards for his 3rd double-double vs. MIA (4/6)...Scored 16 points and dished out eight assists vs. TOR (3/26)...Grabbed a career-high of 14 boards at SA (3/17)...Scored 13 points and dished out 10 assists vs. ATL (3/14)...Scored 12 points, dished out eight assists and grabbed seven boards in a career-high 47 minutes vs. CHI (3/11)...Dished out a career-high 11 assists at DET (2/6)...In his first career start, scored 23 points, grabbed six boards, dished out six assists and swiped four steals in a season-high 43 minutes vs. LAC (2/2)...Rejected a career-high two shots vs. ATL (1/24)...Recorded his first career double-double scoring 10 points and grabbing 10 boards while dishing out seven assists at WAS (1/20)...Scored a career-high 23 points, dished out five assists and tied a career-high of four steals vs. TOR (1/12)...Scored 13 points and dished out three assists vs. Utah (1/10).

COLLEGE CAREER: 2005-06: Led the SEC in assists (4.9 apg) and ranked second in steals (2.0 spg), while averaging 11.2 points and a team-high 6.1 rebounds...Scored in double figures 17 times and had five games of 10 or more rebounds...Recorded career-high 25 points on 7-for-12 shooting and dished out seven assists vs. Louisville...Tallied 21 points and nine rebounds vs. Indiana...Posted a double-double of 15 points and 10 rebounds vs. West Virginia...Pulled down a career-high 19 rebounds vs. Iowa, the highest total ever by a Kentucky guard...Dished out a career-high 12 assists with zero turnovers vs. Ole Miss...Notched 11 points, eight rebounds and six assists vs. Connecticut in the second round of the NCAA Tournament...**2004-05:** Named to the SEC All-Freshmen Team...Set Kentucky single-season record for steals with 87 swipes...Had at least one steal in each game...Tied Kentucky's single-game record with eight steals, in just 20 minutes, vs. Mississippi State...Scored double figures in his first three NCAA Tournament games...Handed out a season-high eight assists with no turnovers at Vanderbilt.

HOW ACQUIRED: Draft rights acquired from Phoenix along with Brian Grant and cash considerations in exchange for a future first round pick on June 28, 2006.

PERSONAL: Full name is Rajon Pierre Rondo...Son of Amber Rondo...Majored in Communications...Favorite pregame meal is grilled chicken...Favorite car is a Lamborghini...Favorite movie is Cinderella Man...Favorite NBA player growing up was Isiah Thomas...Enjoys shopping in his spare time...Favorite actor is Will Smith.





POSITION Forward

HEIGHT 6-9

WEIGHT 260

BIRTHDATE 03/04/92

BIRTHPLACE Columbus, OH

HIGH SCHOOL Northland HS (Columbus, OH)

COLLEGE Ohio State

YEARS Starting 2nd

DRAFTED Boston Celtics, First Round,
21st overall pick, 2012 NBA
Draft

JARED SULLINGER

#7

CAREER STATISTICS

NBA REGULAR SEASON RECORD

YEAR TEAM	G-GS	MIN	FGM-FGA	PCT	FG3-FG3A	PCT	FT-FTA	PCT	OFF-DEF-TOT	AST	PF-DQ	STL	TO	BS	PTS	AVG
12-13 Boston	45-5	892	111-225	.493	1-5	.200	47-63	.746	92-172-264	35	154-8	22	29	22	270	6.0
TOTALS	45-5	892	111-225	.493	1-5	.200	47-63	.746	92-172-264	35	154-8	22	29	22	270	6.0

CAREER HIGHS

CAREER REGULAR SEASON SINGLE-GAME HIGHS

Minutes	38, 01/18/13, Chicago at Boston
Field Goals	7, 01/11/13, Houston at Boston (Twice)
Field Goal Attempts	12, 11/25/12, Boston at Orlando (Twice)
Three-Point Field Goals	1, 11/12/12, Boston at Chicago
Three-Point Attempts	1, 01/27/13, Miami at Boston (Five Times)
Free Throws	6, 12/30/12, Boston at Sacramento
Free Throw Attempts	6, 01/04/13, Indiana at Boston (Four Times)
Offensive Rebounds	6, 11/25/12, Boston at Orlando
Defensive Rebounds	11, 01/09/13, Phoenix at Boston
Rebounds	16, 01/09/13, Phoenix at Boston
Assists	4, 11/12/12, Boston at Chicago
Steals	3, 01/27/13, Miami at Boston
Turnovers	1, 04/17/13, Boston at Toronto
Blocks	3, 12/01/12, Boston at Milwaukee
Points	38, 01/18/13, Chicago at Boston

CAREER POSTSEASON SINGLE-GAME HIGHS

Minutes	None
Field Goals	None
Field Goal Attempts	None
Three-Point Field Goals	None
Three-Point Attempts	None
Free Throws	None
Free Throw Attempts	None
Offensive Rebounds	None
Defensive Rebounds	None
Total Rebounds	None
Assists	None
Steals	None
Turnovers	None
Blocks	None
Points	None

2012-13 SEASON: Averaged 6.0 points, 5.9 rebounds and shot 49.3% from the field in 45 games...Had lumbar disc surgery on Feb. 1 and missed the remainder of the season...Made his NBA debut against Miami on 10/30 and recorded two points and one rebound in eight minutes of action off the bench...Recorded his first career start against Washington on Nov. 3 and recorded four points, seven rebounds, one steal and one assist in 30 minutes...Handed out a season-high four assists and knocked down his first career three-pointer against Chicago on Nov. 12...Recorded his first double-double with 12 points and 11 boards against Toronto on Nov. 17...Notched a season-high 16 points at Detroit on Nov. 18...Tied his season high with 16 points to go along with seven boards against Brooklyn on Dec. 25...Pulled down a career-high 16 rebounds to go along with 12 points and three assists for his second double-double against Phoenix on Jan. 9...Notched his second consecutive double-double against Houston with 14 points and 11 boards on Jan. 11...Swiped a season-high three steals against Miami on Jan. 27...**PLAYOFFS:** Missed the 2013 playoffs due to injury.

COLLEGE CAREER: 2011-12 (Sophomore): Averaged 17.5 points and 9.2 rebounds in 30.4 minutes per game, helping the Buckeyes reach the Final Four...A Consensus First Team All-American...Finalist for the John R. Wooden National Player of the Year Award...First Team All-Big Ten and NABC First Team All-District 7...NCAA Tournament East Region Most Outstanding Player and All-East Region Team...Top performances included a season-high 30 points (12-17 FGs), 12 rebounds and three blocks in a win over Purdue in the Big Ten Tournament...Had 28 points at Iowa, hitting a career-high-tying 13 field goals in 18 attempts, and adding eight boards and a personal-best four steals...Posted 27 points and 13 rebounds vs. North Florida...Collected 22 points and 18 rebounds (one off his career high), including personal-best 11 offensive, at Northwestern...Scored the game-winning bucket vs. the Wildcats on a layup with two seconds remaining...Tallied game-high 17 points and 16 rebounds (eight off.) vs. Michigan State...2010-11 (Freshman): Averaged 17.2 points and 10.2 rebounds...Earned multiple National Freshman of the Year honors (Sporting News, Wayman Tisdale Award)...Tabbed Big Ten Tournament Most Outstanding Player and Big Ten Freshman of the Year...Led the Big Ten in rebounds (377)...Second in boards per game in league games only (9.4)...Earned six-consecutive Big Ten Freshman of the Week awards (11 overall) and four conference Player of the Week awards...His 635 points were the second most ever by an OSU freshman...Established OSU frosh scoring record (40 vs. IUPUI)...Had 30 points and 19 rebounds vs. South Carolina...Went for 29 points and eight boards at Northwestern...Collected 27 points and 16 rebounds in win over No. 23 Illinois...Had 26 points and 10 rebounds in just his second college game, vs. Florida...Contributed a game-high 21 points and 16 rebounds in the NCAA East Regional Semifinal vs. Kentucky...Had 20 points, shooting 16-of-18 from the free throw line, and 18 boards vs. Northwestern...Accumulated 19 points and 15 rebounds vs. Michigan...With 19 points and 14 rebounds vs. NC A&T, became first Buckeye to have a double-double in his debut since Herb Williams in 1977.

HOW ACQUIRED: Selected by the Boston Celtics in the First Round (21st overall) in the 2012 NBA Draft.

PERSONAL: Played for his father, Satch, as a high school athlete at Northland High in Columbus, Ohio...Brother, J.J. plays professionally and spent three seasons at Ohio State...Another brother, Julian, competed at Kent St..





POSITION Forward

HEIGHT 6-7

WEIGHT 220

BIRTHDATE 07/23/82

BIRTHPLACE Sylacauga, AL

HIGH SCHOOL Childersburg HS (Sylacauga, AL)

COLLEGE Alabama

YEARS Starting 13th

DRAFTED Sacramento Kings, First Round, 25th overall pick, 2001 NBA Draft

GERALD WALLACE #45

CAREER STATISTICS

NBA REGULAR SEASON RECORD

YEAR TEAM	G-GS	MIN	FGM-FGA	PCT	FG3-FG3A	PCT	FT-FTA	PCT	OFF-DEF-TOT	AST	PF-DQ	STL	TO	BS	PTS	AVG
01-02 Sac.	54-1	430	75-175	.429	0-7	.000	23-46	.500	49-40-89	27	46-0	19	22	6	173	3.2
02-03 Sac.	47-7	571	90-183	.492	1-4	.250	39-74	.527	38-90-128	23	68-0	24	44	15	220	4.7
03-04 Sac.	37-1	337	32-89	.360	0-2	.000	11-24	.458	35-39-74	19	37-0	14	8	14	75	2.0
04-05 Charlotte	70-68	2147	286-637	.449	17-62	.274	191-289	.661	118-268-386	137	182-2	117	159	91	780	11.1
05-06 Charlotte	55-52	1895	317-589	.538	14-50	.280	188-306	.614	123-289-412	96	150-1	138	99	115	836	15.2
06-07 Charlotte	72-71	2640	478-952	.502	39-120	.325	309-447	.691	142-376-518	185	209-3	144	160	69	1304	18.1
07-08 Charlotte	62-59	2376	408-908	.449	71-221	.321	315-428	.731	58-315-373	216	189-1	131	180	58	1200	19.4
08-09 Charlotte	71-71	2669	389-811	.480	39-131	.298	365-454	.804	112-441-553	189	210-7	121	148	67	1182	16.6
09-10 Charlotte	76-76	3119	456-943	.484	52-140	.371	422-544	.776	150-612-762	161	194-1	117	178	83	1386	18.2
10-11 CHA/POR	71-63	2693	386-851	.454	62-186	.333	279-374	.746	111-458-569	173	183-3	105	152	63	113	15.7
11-12 POR/NJ	58-58	2076	287-632	.454	46-150	.307	180-225	.800	87-299-386	164	145-1	85	111	36	800	13.8
12-13 Brooklyn	69-68	2076	182-458	.397	46-163	.282	121-190	.637	69-250-319	181	118-0	97	110	46	531	7.7
TOTALS	742-595	23029	3386-7228	.468	387-1236	.313	2441-3401	.718	1092-3477-4569	1571	1731-19	1112	1371	663	9600	12.9

NBA PLAYOFF RECORD

YEAR TEAM	G-GS	MIN	FGM-FGA	PCT	FG3-FG3A	PCT	FT-FTA	PCT	OFF-DEF-TOT	AST	PF-DQ	STL	TO	BS	PTS	AVG
01-02 Sac.	5-0	14	0-1	.000	0-0	---	4-4	1.000	1-0-1	1	3-0	0	2	1	4	0.8
02-03 Sac.	7-0	18	2-5	.400	0-0	---	2-2	1.000	0-5-5	0	4-0	0	2	1	6	0.9
03-04 Sac.	3-0	20	3-6	.500	0-0	---	1-2	.500	0-2-2	1	4-0	1	3	1	7	2.3
09-10 Charlotte	4-4	164	21-44	.477	5-11	.455	23-35	.657	2-34-36	9	9-0	5	3	6	70	17.5
10-11 Portland	6-6	226	30-67	.448	3-17	.176	28-32	.875	9-46-55	17	19-0	8	15	3	91	15.2
12-13 Brooklyn	7-7	243	31-67	.463	11-29	.379	11-20	.550	5-25-28	17	20-0	8	9	5	84	12.0
TOTALS	32-17	685	87-190	.458	19-57	.333	69-95	.726	17-110-127	45	59-0	22	34	17	262	8.2

CAREER HIGHS

CAREER REGULAR SEASON SINGLE-GAME HIGHS

Minutes	55, 01/11/08, Charlotte at Cleveland
Field Goals	17, 03/28/06, Atlanta at Charlotte
Field Goal Attempts	30, 01/16/08, Orlando at Charlotte
Three-Point Field Goals	5, 11/30/12, Brooklyn at Orlando (Twice)
Three-Point Attempts	8, 01/16/08, Orlando at Charlotte (Five Times)
Free Throws	17, 11/15/10, Minnesota at Charlotte
Free Throw Attempts	22, 12/31/07, Indiana at Charlotte
Offensive Rebounds	8, 03/30/12, New Jersey at Golden State (Twice)
Defensive Rebounds	17, 12/04/09, Charlotte at New Jersey
Total Rebounds	20, 01/04/09, Charlotte at New Jersey (Twice)
Assists	10, 01/26/08, Philadelphia at Charlotte
Steals	8, 01/13/06, Milwaukee at Charlotte
Turnovers	8, 01/06/08, Milwaukee at Charlotte
Blocks	6, 01/16/06, New Orleans at Charlotte (Twice)
Points	42, 01/30/07, New York at Charlotte

CAREER POSTSEASON SINGLE-GAME HIGHS

Minutes	48, 04/27/13, Brooklyn at Chicago
Field Goals	10, 04/28/11, Dallas at Portland
Field Goal Attempts	17, 04/28/11, Dallas at Portland
Three-Point Field Goals	3, 05/04/13, Chicago at Brooklyn
Three-Point Attempts	8, 05/04/13, Chicago at Brooklyn
Free Throws	11, 04/28/11, Dallas at Portland
Free Throw Attempts	13, 04/18/10, Charlotte at Orlando
Offensive Rebounds	5, 04/28/11, Dallas at Portland
Defensive Rebounds	16, 04/18/10, Charlotte at Orlando
Total Rebounds	17, 04/18/10, Charlotte at Orlando
Assists	6, 04/19/11, Portland at Dallas
Steals	3, 04/16/11, Portland at Dallas (Twice)
Turnovers	4, 04/25/11, Portland at Dallas
Blocks	4, 04/21/10, Charlotte at Orlando
Points	32, 04/28/11, Dallas at Portland

2012-13 SEASON: In 69 games (68 starts), averaged 7.7 points, 4.6 rebounds, 2.6 assists and a team-high 1.4 steals in 30.0 minutes per game... Scored in double figures 18 times, reached double-digits in rebounds six times... Recorded five or more steals three times... Led the team in scoring once (tie), rebounds seven times (one tie), assists five times (two ties), steals 21 times (14 ties) and blocks nine times (four ties)... Scored 12 points, recorded six rebounds and five assists at POR on 3/27... Scored 15 points to go along with five assists on 5-8 shooting at LAC on 3/23... Recorded 13 points and eight rebounds vs. NOH on 3/12... Tallied a season-high 25 points in a season-high 50 minutes vs. DET on 12/14... Scored 16 points and had a season-high 16 rebounds vs. MIL on 12/9... Tied a career-high with five three-pointers en route to 20 points with three assists and four rebounds at ORL on 11/30... Has been inactive 13 times (6 – sprained left ankle, 1 – inactive, 1 – bruised left knee, 2 – bruised ribs, 1 – sore left foot, 2 – lower left leg contusion)... **PLAYOFFS:** Appeared in seven games and averaged 12.0 points, 4.0 rebounds, 2.4 assists and 1.1 steals in 34.7 minutes per game.

PROFESSIONAL CAREER: 2011-12: In 16 starts with the Nets, shot .416 (84-202) from the field and .859 (55-64) from the line... In 42 starts with Portland, shot .472 (203-430) from the field and .776 (125-161) from the line... Tallied a season-high 31 points, 13-19 FG's, vs. LA Lakers on 1/5/12... Scored 20+ points 13 times and tallied nine double-doubles... Shot .454 (287-632) from the field and .800 (180-225) from the line... Recorded 18 points and 11 boards at Milwaukee on 4/21... Tallied 21 points, 7-14 FGs, and five boards vs. New York on 4/18... Tallied 19 points and five boards vs. Washington on 4/6... Tallied 19 points, 7-13 FG's, and five assists at LA Lakers on 4/3... Finished with 18 points and six boards at Sacramento on 3/31... Tallied 24 points, 7-16 FGs, a season-high 18 rebounds, five assists and a season-high six steals at Golden State on 3/30... Tallied 27 points, 8-14 FGs, and 12 boards in 40 minutes vs. Cleveland on 3/19... In Nets debut, tallied 11 points, three rebounds, three assists and a season-high-tying three blocks in 37 minutes vs. New Orleans on 3/17... **2010-11:** Played in 71 games with both the Trail Blazers and Bobcats... Ranked 14th in the NBA in steals and ninth in minutes per game... As a Trail Blazer, led the team in scoring four times and in rebounding seven times... Scored in double figures 16 times in a Trail Blazers uniform... Racked up a season-high 40 points (16-28 FGs) on March 27 at Oklahoma City... Scored 19 points and tied a season-high with 16 boards on February 7 vs. Boston... Pulled down a season-high-tying 16 rebounds on January 18 vs. Chicago... **PLAYOFFS:** Started all six games for the Trail Blazers, notching averages of 15.2 points, 9.2 rebounds, 2.8 assists, 1.33 steals and 37.7 minutes... Netted a playoff-career-best 32 points to go with 12 rebounds April 28 in Game 6 vs. Dallas... **2009-10:** Named to the All-Defensive First Team... Chosen for the Eastern Conference All-Star Team, becoming the first Bobcats player to be named an All-Star... Appeared in 76 games (all starts) while averaging a career-high 10.0 rebounds... Shot .484 (456-943) percent from the field, .371 (52-140) from beyond the 3-point line and .776 (422-544) from the free-throw line... Named Eastern Conference Player of the Week for the week ending Nov. 29 after averaging 25.3 points, 13.7 rebounds, 1.7 steals, 1.3 assists and 1.0 block as the Bobcats went 3-0... Grabbed a career-high 20 rebounds on November 2 against New Jersey... Finished the season ranked second in the NBA in minutes played and ninth in rebounds... **PLAYOFFS:** With Charlotte, averaged 17.5 points, 9.0 rebounds, 2.3 assists, 1.50 blocks and 1.25 steals in 41.0 minutes in four playoff games against Orlando... Posted playoff career-highs of 25 points and 17 rebounds in Game 1 against Orlando on April 18... **2008-09:** Played in 71 games (all starts) and averaged a team-high 16.6 points, 7.8 rebounds, 2.7 assists, 1.70 steals and 0.94 blocks in 37.6 minutes... Tied for sixth in the NBA in steals, tied for 15th in minutes played, tied for 22nd in rebounds, tied for 32nd in blocked shots and tied for 16th in steal-to-turnover ratio... Set single-season franchise records of 365 free throws and 454 free throw attempts... Shot a career-high 80.4 percent from the free-throw line... **2007-08:** Played in 62 games, starting 59... Scored a season-high 40 points on January 14 vs. Denver and followed that up with 36 points and a season-high 14 rebounds on January 16 vs. Orlando, setting a franchise record for points in a two-game span... Set franchise free throw records with 313 on the season and 16 in a single game (December 31 vs. Indiana)... **2006-07:** Played in 72 games... Named Eastern Conference Player of the Week twice, for the weeks of March 19-25 and April 2-8... Tied for fourth in the NBA in steals (2.00 per game)... Scored a career-high and franchise-record 42 points against New York on January 31... **2005-06:** Ranked first in the NBA in steals, fourth in field goal percentage (.538), and 11th in blocked shots... Was the first NBA player in 14 years to average more than 2.0 blocks and 2.0 steals in a season, joining future Hall of Famers David Robinson and Hakeem Olajuwon in achieving the rare feat... Set the NBA's top steals game with eight on January 13 against Milwaukee, also a career-high... Named Eastern Conference Player of the Week on Nov. 28 after averaging 22.3 points, 9.3 rebounds and 2.0 assists while shooting 58.7 percent from the field... **2004-05:** Appeared in 70 games with 68 starts... Ranked ninth in the NBA in steals and 31st in blocks... **2003-04:** Played in 37 games with one start in his third season with Sacramento... His top game was in his only start of the season, when he tallied a season-best 16 points along with then-career bests of 11 rebounds and three blocks in season-high 34 minutes against Dallas on December 25... **PLAYOFFS:** Appeared in three games totaling 20 minutes and recorded seven points and two rebounds... **2002-03:** Posted first career double-double with 11 points and 10 rebounds on October 31 against Portland... **PLAYOFFS:** Appeared in seven games totaling 18 minutes and had six points and five rebounds... **2001-02:** As a rookie, Gerald played in 54 games and averaged 3.2 points and 1.6 rebounds for Sacramento... Finished second to Jason Richardson in the NBA Slam Dunk Contest... **PLAYOFFS:** Appeared in five games totaling 14 minutes with four points and one rebound.

COLLEGE CAREER: Played one collegiate season at Alabama before entering the NBA... Earned Southeastern Conference All-Freshman honors after averaging 9.8 points, 6.0 rebounds, 1.5 assists and team-high 1.2 steals.

HOW ACQUIRED: Acquired from Brooklyn along with Keith Bogans, MarShon Brooks, Kris Humphries, Kris Joseph, three unprotected first round draft picks and the option to swap first round picks in 2017 in exchange for Paul Pierce, Kevin Garnett, Jason Terry and D.J. White on July 12, 2013.

continued on next page...

GERALD WALLACE *continued from previous page.*

PERSONAL: Full name is Gerald Jermaine Wallace... Has four children, Daryn, Malliyah, Mya and Kennedy... Has an older brother, Courtney, and a younger sister, Takova, and is the son of Alice Castleberry... Has two community parks in Childersburg dedicated in his name... Provides fireworks for his hometown every Fourth of July... Formed Gerald Wallace Foundation to provide life-changing opportunities for underserved children and their families with a special emphasis on recreational activities... Earned 2000 Naismith and USA Today National High School Player of the Year honors after he averaged 28.7 points, 13.8 rebounds and 3.21 steals... Had his high school jersey retired at Childersburg on March 16, 2002... Played on the 1999-2000 McDonald's All-American team... Named Alabama's 2000 Mr. Basketball... Nickname is "Crash"... Took 75 children displaced by Hurricane Sandy shopping for their favorite gifts.


**CHRIS BABB**

#52

HEIGHT: 6-5 WEIGHT: 225 POSITION: GUARD

BIRTHDATE: 02/14/90 COLLEGE: IOWA STATE NBA EXP: ROOKIE

Played four years collegiately split between Iowa State and Penn State where he posted career averages of 7.3 points, 3.0 rebounds and 1.7 assists in 26.5 minutes per game...Started all 33 games he competed in as a senior and averaged 9.1 points and 3.4 rebounds while earning Big 12 All-Defensive honors...Shot a career-high 38.2 percent from three-point territory as a senior...Transferred to Iowa State from Penn State following his sophomore season and sat out the 2010-11 collegiate season due to transfer rules...Helped Penn State win the NIT Tournament as a freshman during the 2008-09 season


**DAMEN BELL-HOLTER**

#40

HEIGHT: 6-9 WEIGHT: 245 POSITION: FORWARD/CENTER

BIRTHDATE: 04/13/90 COLLEGE: ORAL ROBERTS NBA EXP: ROOKIE

Played four years collegiately at Oral Roberts University where he recorded career averages of 10.5 points, 6.7 rebounds and 1.05 blocks in 26.1 minutes per game...As a senior he put up career highs in points (15.5) and rebounds (9.4)...His 328 rebounds as a senior were the fourth highest single season total in ORU history...Averaged 19.2 points and 10.8 rebounds in conference play...Recorded 17 double-digit rebounding performances and 13 double-doubles in Summit League Conference play.


**DESHAWN SIMS**

#36

HEIGHT: 6-8 WEIGHT: 225 POSITION: FORWARD

BIRTHDATE: 01/21/88 COLLEGE: MICHIGAN NBA EXP: ROOKIE

Appeared in 35 games for Sagesse in Lebanon last season and averaged 22.5 points, 8.3 rebounds and 1.2 assists in 33.3 minutes per game...Shot 54.1 percent from the field and 36.4 percent from three-point territory...Has also played professionally in South Korea, Greece and Puerto Rico...Was named the 2010-11 NBA Development League Rookie of the Year when he played for the Maine Red Claws and averaged 20.3 points, 7.7 rebounds, 1.5 assists and 1.1 steals in 34.5 minutes per game...Was also named to the D-League All-Star Game, All-Rookie First Team and All-NBA Development League Third Team that season.

**KAMMRON TAYLOR**

#44

HEIGHT: 6-2 WEIGHT: 175 POSITION: GUARD

BIRTHDATE: 08/28/84 COLLEGE: WISCONSIN NBA EXP: ROOKIE

Appeared in 19 games for Ludwigsburg in Germany last season where he averaged 13.2 points, 2.1 rebounds and 3.4 assists in 28.6 minutes per game...Has also played professionally in the Ukraine, Cyprus, France, Hungary, Turkey and Spain...Appeared in 119 games during his four year career at the University of Wisconsin (2003-07) where he posted career averages of 10.3 points, 2.2 rebounds and 1.7 assists in 26.1 minutes per game...Was named Second Team All-Big 10 during his senior season.



MEDIA

MEDIA RELATIONS/COMMUNICATIONS STAFF**Jeff Twiss**

Vice President of Media
Services and Alumni Relations

**Heather Walker**

Senior Director of
Public Relations

**Brian Olive**

Media Services
Manager

GAME NIGHT STAFF**Michael Swartz**

Media Operations Coordinator

**Sherri Geller**

Media Operations Assistant

**Miriam Yorks**

Press Box Coordinator

PRACTICE INFORMATION

All Celtics practice sessions are closed to the media, except for the first or last 15 minutes per NBA policy. Additionally, the coaches office, the training room, the weight room, the back hallway, and the locker room are off limits to the media at all times. All media interviews will be conducted after each practice on the gym floor. One-on-one interviews expected to last longer than 10 minutes need to be prearranged through the Celtics Media Relations Department. Only accredited media will be allowed to attend Celtics practices, as all practices are closed to the general public. The Celtics will usually hold practice at the Training Center in Waltham, MA (see directions below). The Press Room is available to work and wait. **PHOTOGRAPHERS & VIDEOGRAPHERS:** Practices are closed to all video and still photographers, except for the final 30 minutes which will be open for B-Roll. Players and coaches will be available for interviews at the conclusion of practice. Should a private room be needed for a one-on-one interview, arrangements must be made through the Celtics Media Relations Department in advance. Live shots for TV are to be shot from the apron on the playing floor. All videographers, reporters, photographers are barred from the playing surface of the court. **PRACTICE TIMES ARE SUBJECT TO CHANGE.** Friends, family or guests of media members are not permitted at practices or shootarounds without the prior consent from the Media Relations Department.

SHOOTAROUNDS

Generally, the Celtics shootarounds will take place at the The Training Center at HealthPoint. All shootarounds are closed to the media, with interviews following for a 15-minute period. **SHOOTAROUND TIMES ARE SUBJECT TO CHANGE.**

DIRECTIONS TO PRACTICE FACILITY

The Training Center at HealthPoint from Boston: Take the Mass Pike (Route 90 West), go to the second set of toll booths at Weston, MA. Follow signs for Route 128 North. Travel approximately five miles to Exit 27B (Winter Street). Bear right off the ramp, travel two miles, and follow signs to the facility. Please enter the facility through the main entrance for the Boston Sports Club. Travel time from Logan International Airport is approximately 30 minutes.

PRACTICES AT THE TD GARDEN

Access to any Celtics practice held at the TD Garden is through the same press gate entrance as on game nights. Season credentials will give you access to these practices as well. Those media members without season credentials should call the Media Relations office the day before a practice to be properly admitted.

TD GARDEN PARKING

There is no reserved or validated parking for a Celtics game. There is a five-level, 1,150-space underground parking garage located directly under the TD Garden and North Station. The parking lot is accessible via Nashua Street. Additionally, there is limited parking available in the immediate area of the TD Garden .

SEASON CREDENTIALS

The Celtics will issue full season credentials, which will be limited to the working media that have covered 75% or more of our home games in past years. For those media members who receive this pass, your photo will accompany it. Be advised that this pass is required at each game and must be displayed at all times.

SINGLE-GAME CREDENTIALS

Media members wishing to cover an individual home game must contact the Media Relations Department by fax or email at least 48 hours in advance of that game they wish to cover (or by 5:00 p.m. Thursday for all weekend and Monday games). Single-game passes will be issued on a space-available basis. NBA passes are valid but the Celtics require that you also arrange for a single-game pass from the Media Relations office or staff. The credentials must be confirmed by the Media Relations staff before admittance.

PHOTOGRAPHERS AND TV VIDEOGRAPHERS CREDENTIALS

Season credentials will not be issued to still photographers or television videographers. Credentialed photographers, upon presentation of proper identification at the press gate for each game, must sit at their designated location at the baseline. Photographers will not be allowed to sit on the sidelines at the TD Garden, as any area not specified as space for photographers is off-limits. No photography of any Celtics game shall be released to any individual other than the entity for whom the pass was issued and subject to the rules governing such use as described on the reverse side of the credential. Any variation to this policy will result in forfeiture of future credentials. Single-game photographer and videographer credentials will be issued on a space-available basis. No photographer or videographer is allowed to sit in the three-foot escape lanes, located on both sides of both basket stanchions. All working cameras must have a rubber lens shade per NBA policy. Single-game photographer and videographer passes must be requested at least 48 hours prior to the game they wish to cover.

PRESS GATE ENTRANCE

The press gate is located on the east side of the TD Garden on Legends Way. The press gate will open two hours prior to game time. Celtics season credentials will not allow access to any event in the TD Garden other than a Celtics game.

WILL MCDONOUGH PRESS ROOM

The Will McDonough Press Room consists of the dining facility and the working press area located on level three of the TD Garden. After entering the building through the press entrance, proceed to the elevator to level three and the press room is straight ahead. Proper credentials are needed for admittance and a pregame meal. Food and beverage service will become available two hours prior to game time. We ask that professional and courteous consideration be given to the media who are working each game in the work areas. Phone lines and fax service are available for working media. Any special phone needs should be directed to the Celtics Media Relations Department or Lorraine Spadaro at the TD Garden at 617-624-1251.

PREGAME/POSTGAME ACCESS

Coach Stevens will be available to media 100 minutes prior to the scheduled tip-off in the hallway outside of the Celtics locker room. Roughly 10 minutes after each game, Coach Stevens will conduct his postgame press conference in the Will McDonough Press Room. Generally, the visiting Head Coach will conduct his postgame interview outside of the visiting team locker room.

LOCKER ROOM ACCESS

The locker rooms are located on level three of the TD Garden (court level), down the corridor from the press room. Season credentials will have locker room access. Single-game passes will have locker room access but must have the "L" locker room designation on their press pass to allow for locker room entry. NBA media regulations govern the accessibility to the locker rooms prior to games. In accordance with NBA policy, both the Celtics and visitors locker rooms will open at 75 minutes prior to game time and will close 45 minutes prior to game time. Locker rooms will re-open no later than 15 minutes after the end of the game. No autographs are allowed during media access periods. Still photographers will not be permitted in any locker room. Cell phones are not allowed in either team locker room.

SEATING

Media will be assigned seats at either Section 17, 18, or 20, or in the main upper press box (level nine/"Halo"). Media members are encouraged to write from all of these locations due to space restrictions in the working area of the press room. The Media Relations Department will have the final say in all seating arrangements. We ask that you do not switch assigned seats; the Media Relations staff will coordinate any changes. The quarter play-by-play sheets and halftime box scores are distributed as quickly as possible to all locations and monitors are available in selected locales.

AUTOGRAPHS

All requests for autographs for any team personnel must be directed to the Celtics Community Relations Department. No autographs are allowed during media access periods.

VISITORS

There is no standing room in the TD Garden. All entrants to the building must have either a ticket to the game or a prearranged assigned seat.

PLAYER WARMUPS

The playing floor is off-limits to media personnel during pregame warmups. Players are available for interviews in the locker room during the access period only. Television and radio interviews must be arranged through the Celtics Media Relations Department, subject to timing and availability. Pregame media interview requests made well in advance are strongly recommended.

TICKETS

Media members who wish to purchase tickets to any Celtics home or road game are advised to request these tickets through the Celtics Media Relations Department or the Ticket Office. Effort will be made to fulfill each request; however, there is no guarantee that each request will be realized. Ticket requests made well in advance are strongly recommended.

TRAVEL ARRANGEMENTS

All media members who wish to cover any Celtics road games must notify the Celtics Media Relations staff by Friday of the preceding week. The Celtics will not make any hotel reservations for traveling media.

STATISTICAL AND PRESS RELEASE INFORMATION

Statistics, team and player information may be found on the Celtics web site at celtics.com. In addition, the NBA operates a 24-hour audio hotline throughout the season for members of the media only. Telephone numbers and access guidelines are available through the Celtics Media Relations Department. The Celtics also disseminate information to accredited members of the media through e-mail. Any members of the media wishing to receive press releases and other information via e-mail should contact the Celtics Media Relations Department.

TRAVELING MEDIA



Mike Gorman
Comcast
SportsNet



Tommy Heinsohn
Comcast
SportsNet



Abby Chin
Comcast
SportsNet



Paul Lucey
Comcast
SportsNet



Jim Edmonds
Comcast
SportsNet



Jeff Grice
Comcast
SportsNet



Zack Millican
Comcast
SportsNet



Sean Grande
98.5 The Sports Hub



Cedric Maxwell
98.5 The Sports Hub



Gary Washburn
Boston
Globe



Baxter Holmes
Boston
Globe



Steve Bulpett
Boston
Herald



Mark Murphy
Boston
Herald



A. Sherrod Blakely
CSNNE.com



Chris Forsberg
ESPN Boston



TRADITION



ARNOLD “RED” AUERBACH • 9/20/17 — 10/28/06

Arnold “Red” Auerbach once proclaimed, “The Boston Celtics are not a basketball team, they are a way of life.” Auerbach, a member of the National Basketball Association since its formation in 1946, had been with the Celtics since 1950 until his passing in October of 2006.

Auerbach spent the first three seasons of his pro career with the Washington Capitols before moving on to the Tri-Cities Hawks for one campaign. At this point, Walter Brown, who owned the struggling Boston Celtics, appointed Auerbach as the man to lead the squad into what would ultimately become the greatest franchise in pro basketball annals.

Red carefully crafted a competitive team, and his moves culminated with an April 29, 1956 transaction that sent Ed Macauley and Cliff Hagan to St. Louis for the Hawks’ first-round pick.

With that selection, the Celtics chose Bill Russell. This blockbuster trade would spur the Celtics into the most dominant franchise in pro basketball history and helped spawn the legend that is Auerbach and the Celtics. From 1950-1966, Auerbach coached the Celtics to nine world titles, including eight in succession from 1959-1966. His incredible record was 938-479 (.662) in regular-season play and an equally impressive 99-69 (.589) in postseason encounters. Prior to the 1966-67 season, the “coach” removed himself from the bench in order to concentrate on his duties as General Manager, and appointed Bill Russell as player-coach.

With Red’s guidance and knowledge, the Celtics continued to win. In 1968 and 1969, the Celtics added two more titles. After a down period in the early 1970s, Auerbach restructured the team, adding key personnel through trades and the draft, and ultimately raised banners in 1974 and 1976. It was the subsequent years that would provide Auerbach with his biggest challenge, as the late ’70s proved to be a dismal period for the Celtics. Yet Auerbach once again saved the franchise with the shrewd selection of Larry Bird in the 1978 draft. Although he would have to wait a year before Bird could play in the NBA, Auerbach sensed that the Indiana native was the man to rejuvenate the proud organization. Five other teams had a shot at Bird, but all passed.

In 1981, Boston became the NBA champions again as Auerbach orchestrated another amazing trade, this time dealing the first and 13th picks in the 1981 draft to Golden State for Robert Parish and the third overall pick (Kevin McHale). Boston added two more titles in 1984 and 1986 thanks to the master’s keen additions of Danny Ainge, Dennis Johnson, Bill Walton, and others.

Auerbach has been the recipient of numerous distinguished awards and honors throughout his career. In 1968, he was enshrined in the Basketball Hall of Fame in Springfield, MA for all his successes. When the NBA chose its Silver Anniversary Team honoring the best of the league’s first 25 years, Red was chosen as coach of that distinguished team. In 1982, he was elected to the Washington Hall of Stars, a Hall of Fame which involves people from all sports. Red was also honored as NBA Coach of the Year in 1965, winning the trophy that now bears his name, and NBA Executive of the Year in 1980. Also in that year, he was selected to the NBA’s 35th Anniversary Team as “Greatest Coach in the History of the NBA,” by the PBWAA.

In 1985, the Red Auerbach Fund, established in the great coach’s name, was created to promote athletic, recreational, and other youth development activities in Boston and throughout the Commonwealth of Massachusetts. January 4, 1985 was a special day in Red’s heart and in Boston sports history, as it was on this day that the Celtics family saluted its patriarch by having the number “2” retired in his honor (emblematic as the second most influential person in the organization’s annals; similarly, the number “1” is dedicated to the team’s founder, Walter Brown). On Red’s 68th birthday, September 20, 1985, a life-size sculpture of Auerbach was unveiled and placed in Boston’s historic Faneuil Hall Marketplace so the public would have a lasting tribute to this basketball genius and legend.

He received seven honorary degrees from various institutions. Red valued such honors so much that he kept a previous commitment to American International College by delivering its commencement speech on May 22, 1988, even though it prevented him from being at Boston Garden for the deciding game of the Celtics-Hawks’ best-of-seven thriller. On that day, AIC presented Auerbach with a Doctor of Humanities Honorary Degree. A week earlier he had received a Doctor of Arts Honorary Degree from Stonehill College. He has also received Honorary Doctorate Degrees in Humane Letters from Franklin Pierce College, on May 24, 1981, the University of

Massachusetts (Boston), in 1982, and from Boston University, on May 13, 1984. In 1986, Central New England College honored him with an Honorary Doctorate Degree in Business Administration. On February 14, 1993, his alma mater, George Washington, bestowed an honorary Doctorate of Public Service Degree, and on June 9, 1998, the university celebrated Red's 80th birthday by unveiling a plaque and a bust of the legendary coach. This tribute is permanently attached to the exterior of the Smith Center, GW's athletic facility.

Red was the author of seven books. His first, *Basketball for the Player, the Fan and Coach*, has been translated into seven languages and is the largest-selling basketball book in print. His second book, co-authored with Paul Sann, was *Winning the Hard Way*, and he also penned a pair of publications written in conjunction with Joe Fitzgerald: *Red Auerbach: An Autobiography* and *Red Auerbach On and Off the Court*. In October, 1991, *M.B.A.: Management by Auerbach*, was co-authored with Ken Dooley. In 1994, *Seeing Red – The Red Auerbach Story* was written with Dan Shaughnessy. In October 2004, his latest book, *Let Me Tell You a Story: A Lifetime in the Game*, was co-authored with legendary sports writer John Feinstein. In 1987, an excellent instructional video entitled *Winning Basketball* became available to the public featuring the insight, thoughts, and philosophy of Red and three-time NBA Most Valuable Player and Celtics' captain Larry Bird. In 2005, he was recognized as an Honorary Master Chief at the U.S. Coast Guard.

Born in Brooklyn, New York, Red attended Eastern District High School in that city, attended Seth Low Junior College in New York, and George Washington University in the District of Columbia. He played three years of college basketball at GW, and was the team's leading scorer and a defensive specialist. He received a Bachelor of Science in Education in 1940 and a Master of Arts in Education from GW the following year.

Red and Dorothy Auerbach were married in 1941. They have two daughters: Nancy, who is married to former CNN anchorman Reid Collins, and Randy, who is Vice-President of Creative Affairs for Blue Tulip Productions in Hollywood, one granddaughter, Julie, who is married to Eric Fleiger. They also have a great-grandson, Peter Auerbach Fleiger, and two great-granddaughters, Hope and Noelle Fleiger.

RED AUERBACH'S COACHING RECORD:

SEASON	TEAM	REGULAR SEASON RECORD				PLAYOFFS	
		W	L	PCT.	POS	W	L
1946-47	Washington	49	11	.817	1#	2	4
1947-48	Washington	28	20	.583	4#	-	-
1948-49	Washington	38	22	.633	1#	6	5
1949-50	Tri-Cities	28	29	.491	3+	1	2
1950-51	Boston	39	30	.565	2#	0	2
1951-52	Boston	39	27	.591	2#	1	2
1952-53	Boston	46	25	.648	3#	3	3
1953-54	Boston	42	30	.583	2T#	2	4
1954-55	Boston	36	36	.500	3#	3	4
1955-56	Boston	39	33	.542	2#	1	2
1956-57	Boston	44	28	.611	1*#	7	3
1957-58	Boston	49	23	.681	1#	6	5
1958-59	Boston	52	20	.722	1*#	8	3
1959-60	Boston	59	16	.787	1*#	8	5
1960-61	Boston	57	22	.722	1*#	8	2
1961-62	Boston	60	20	.750	1*#	8	6
1962-63	Boston	58	22	.725	1*#	8	5
1963-64	Boston	59	21	.738	1*#	8	2
1964-65	Boston	62	18	.775	1*#	8	4
1965-66	Boston	54	26	.675	2*#	11	6
TOTALS		938	479	.662		99	69

*Won NBA Championship #Eastern Division +Western Division

YEAR G MIN FGM FGA PCT FTM FTA PCT OFF DEF TOT AST PF-DQ ST BL PTS AVG

ALAA ABDELNABY [#4] 6'10" 240 LBS 06/24/68 DUKE '90

>> Transactions: Acquired from the Milwaukee Bucks in exchange for Jon Barry on December 4, 1992 (also played 12 games for Milwaukee in 1992-93)...Signed as a free agent by the Sacramento Kings on July 26, 1994.

92-93	63	1152	219	417	.525	76	100	.760	114	186	300	17	165-0	19	22	514	8.2
93-94	13	159	24	55	.436	16	25	.640	12	34	46	3	20-0	2	3	64	4.9
TOTALS	76	1311	243	472	.515	92	125	.736	126	220	346	20	185-0	21	25	578	7.6

Three-Point Field Goals: None Attempted.

PLAYOFF RECORD

92-93	4	68	11	24	.458	0	0	.000	2	11	13	1	7-0	0	1	22	5.5
-------	---	----	----	----	------	---	---	------	---	----	----	---	-----	---	---	----	-----

Three-Point Field Goals: None Attempted.

ZAID ABDUL-AZIZ [#54] 6'9" 235 LBS 04/07/46 IOWA STATE '68

>> Transactions: Signed by Boston as a free agent on February 14, 1978...Waived on February 24, 1978.

77-78	2	24	3	13	.231	2	3	.667	6	9	15	3	4-0	1	1	8	4.0
-------	---	----	---	----	------	---	---	------	---	---	----	---	-----	---	---	---	-----

MARK ACRES [#42] 6'11" 225 LBS 11/15/62 ORAL ROBERTS '85

>> Transactions: Signed by Boston as a free agent on March 7, 1987...Selected from Boston by Orlando in the NBA expansion draft on June 15, 1989.

87-88	79	1151	108	203	.532	71	111	.640	105	165	270	42	198-2	29	27	287	3.6
88-89	62	632	55	114	.482	26	48	.542	59	87	146	19	94-0	19	6	137	2.2
TOTALS	141	1783	163	317	.514	97	159	.610	164	252	416	61	292-2	48	33	424	3.0

Three-Point Field Goals: 1988-89, 1-for-1 (1.000).

PLAYOFF RECORD

87-88	17	158	14	26	.538	9	18	.500	14	22	36	2	33-0	1	1	37	2.2
88-89	2	2	0	1	.000	0	0	.000	0	1	1	0	0-0	0	0	0	0.0
TOTALS	19	160	14	27	.519	9	18	.500	14	23	37	2	33-0	1	1	37	1.9

Three-Point Field Goals: 1987-88, 0-for-1 (.000); 1988-89, 0-for-1 (.000). Totals: 0-for-2 (.000).

DANNY AINGE [#44] 6'5" 185 LBS 03/17/59 BRIGHAM YOUNG '81

>> Transactions: Second round draft choice (31st pick overall) in 1981...Traded with Brad Lohaus to the Sacramento Kings for Ed Pinckney and Joe Kleine on February 23, 1989 (also played 28 games for Sacramento in 1988-89).

81-82	53	564	79	221	.357	56	65	.862	25	31	56	87	86-1	37	3	219	4.1
82-83	80	2048	357	720	.496	72	97	.742	83	131	214	251	259-2	109	6	791	9.9
83-84	71	1154	166	361	.460	46	56	.821	29	87	116	162	143-2	41	4	384	5.4
84-85	75	2564	419	792	.529	118	136	.868	76	192	268	399	228-4	122	6	971	12.9
85-86	80	2407	353	701	.504	123	136	.904	47	188	235	405	204-4	94	7	855	10.7
86-87	71	2499	410	844	.486	148	165	.897	49	193	242	400	189-3	101	14	1053	14.8
87-88	81	3018	482	982	.491	158	180	.878	59	190	249	503	203-1	115	17	1270	15.7
88-89	45	1349	271	589	.460	114	128	.891	37	117	154	215	108-0	52	1	714	15.9
TOTALS	556	15603	2537	5210	.487	835	963	.867	405	1129	1534	2422	1420-17	671	58	6257	11.3

Three-Point Field Goals: 1981-82, 5-for-17 (.294); 1982-83, 5-for-29 (.172); 1983-84, 6-for-22 (.273); 1984-85, 15-for-56 (.268); 1985-86, 26-for-73 (.356); 1986-87, 85-for-192 (.443); 1987-88, 148-for-357 (.415); 1988-89, 58-for-155 (.374). Totals: 348-for-901 (.386).

PLAYOFF RECORD

81-82	10	129	19	45	.422	10	13	.769	6	7	13	11	21-0	2	1	50	5.0
82-83	7	201	28	72	.389	8	11	.727	2	12	14	25	24-0	5	1	66	9.4
83-84	19	253	41	90	.456	7	10	.700	4	12	-	38	36-0	9	2	91	4.8
84-85	21	687	97	208	.466	30	39	.769	20	38	58	121	76-1	32	1	231	11.0
85-86	18	652	107	193	.554	52	60	.867	22	54	76	93	57-0	41	1	280	15.6
86-87	20	762	116	238	.487	31	36	.861	13	39	52	92	62-0	24	4	295	14.8
87-88	17	670	71	184	.386	37	42	.881	15	38	53	109	64-2	9	1	198	11.6
TOTALS	112	3354	479	1030	.465	175	211	.829	82	200	282	489	340-3	122	11	1211	10.8

Three-Point Field Goals: 1981-82, 2-for-4 (.500); 1982-83, 2-for-5 (.400); 1983-84, 2-for-9 (.222); 1984-85, 7-for-16 (.438); 1985-86, 14-for-34 (.412); 1986-87, 32-for-73 (.438); 1987-88, 19-for-57 (.333). Totals: 78-for-198 (.394).

YEAR	G	MIN	FGM	FGA	PCT	FTM	FTA	PCT	OFF	DEF	TOT	AST	PF-DQ	ST	BL	PTS	AVG
------	---	-----	-----	-----	-----	-----	-----	-----	-----	-----	-----	-----	-------	----	----	-----	-----

RAY ALLEN [#20]**6'5" 205 LBS 07/20/75****CONNECTICUT '96**

>> Transactions: Acquired from Seattle along with the draft rights to Glen Davis in exchange for Wally Szczerbiak, Delonte West and the draft rights to Jeff Green on June 28, 2007.

07-08	73	2623	439	986	.445	215	237	.907	75	193	268	225	147-0	65	16	1273	17.4
08-09	79	2876	499	1040	.480	237	249	.952	66	212	278	218	157-3	69	13	1454	18.2
09-10	80	2819	464	973	.477	231	253	.913	45	208	253	210	182-1	64	25	1304	16.3
10-11	80	2890	480	978	.491	193	219	.881	51	223	274	219	147-0	77	16	1321	16.5
11-12	46	1565	226	493	.458	97	106	.915	14	128	142	109	83-0	49	8	655	14.2
TOTALS	358	12773	2108	4470	.472	973	1064	.915	251	964	1215	981	716-4	324	78	5987	16.7

Three-Point Field Goals: 2007-08, 180-for-452 (.398); 2008-09, 199-for-486 (.409); 2009-10, 145-for-399 (.363); 2010-11, 168-for-378 (.444); 2011-12, 106-for-234 (.453). Totals: 798-for-1949 (.409).

PLAYOFF RECORD

07-08	26	987	133	311	.428	84	92	.913	25	73	98	71	63-1	24	8	405	15.6
08-09	14	565	83	206	.403	55	58	.948	13	42	55	37	35-1	15	5	256	18.3
09-10	24	925	131	304	.431	69	80	.863	12	68	80	63	74-1	22	3	387	16.1
10-11	9	361	57	109	.523	24	25	.960	5	29	34	22	21-0	11	1	170	18.9
11-12	18	616	66	167	.395	32	45	.711	8	66	74	18	41-1	17	2	192	10.7
TOTALS	91	3454	470	1097	.428	264	300	.880	63	278	341	211	234-4	89	19	1410	15.5

Three-Point Field Goals: 2007-08, 55-for-139 (.396); 2008-09, 35-for-100 (.350); 2009-10, 56-for-145 (.386); 2010-11, 32-for-56 (.571); 2011-12, 28-for-92 (.304). Totals: 206-for-532 (.387).

TONY ALLEN [#42]**6'4" 213 LBS 01/11/82****OKLAHOMA STATE '04**>> Transactions: First round draft choice (25th pick overall) in the 2004 NBA Draft.

04-05	73	1262	184	387	.475	112	152	.737	85	136	221	64	156-2	76	24	492	6.4
05-06	51	978	129	274	.471	100	134	.746	32	79	111	67	126-0	51	18	369	7.2
06-07	33	805	133	259	.514	105	154	.784	35	89	124	56	87-0	49	12	379	11.5
07-08	75	1373	169	388	.436	138	181	.762	34	134	168	114	168-1	62	21	494	6.6
08-09	46	887	137	284	.482	79	109	.725	22	82	104	66	98-1	54	22	359	7.8
09-10	54	888	129	253	.510	72	119	.605	52	93	145	72	109-1	57	19	330	6.1
TOTALS	336	6192	881	1846	.477	606	829	.731	260	613	873	439	744-5	351	117	2423	7.2

Three-Point Field Goals: 2004-05, 12-for-31 (.387); 2005-06, 11-for-34 (.324); 2006-07, 8-for-33 (.242); 2007-08, 18-for-57 (.316); 2008-09, 6-for-27 (.222); 2009-10, 0-for-5 (.000). Totals: 55-for-187 (.294).

PLAYOFF RECORD

04-05	7	90	8	18	.444	3	7	.429	4	8	12	2	17-1	3	2	19	2.7
07-08	15	65	9	16	.563	2	5	.408	1	2	3	3	5-0	2	0	20	1.3
08-09	10	60	4	8	.500	1	1	1.000	1	8	9	3	4-0	2	0	9	0.9
09-10	24	391	47	98	.480	28	36	.778	13	28	41	17	58-0	25	14	122	5.1
TOTALS	56	604	68	140	.481	34	49	.694	19	46	65	25	84-1	32	16	170	3.0

Three-Point Field Goals: 2004-05, 0-for-0 (.000); 2007-08, 0-for-1 (.001); 2008-09, 0-for-0 (.000); 2009-10, 0-for-5 (.000). Totals: 0-for-6 (.000).

JEROME ANDERSON [#42]**6'5" 195 LBS 10/09/53****WEST VIRGINIA '75**>> Transactions: Third round draft choice (53rd pick overall) in 1975...Waived on October 20, 1976.

75-76	22	126	25	45	.556	11	16	.688	4	9	13	6	25-0	3	3	61	2.8
-------	----	-----	----	----	------	----	----	------	---	---	----	---	------	---	---	----	-----

PLAYOFF RECORD

75-76	4	5	1	3	.333	0	0	.000	1	0	1	1	1-0	0	0	2	0.5
-------	---	---	---	---	------	---	---	------	---	---	---	---	-----	---	---	---	-----

KENNY ANDERSON [#7]**6'1" 168 LBS 10/09/70****GEORGIA TECH '90**

>> Transactions: Acquired from the Toronto Raptors with Zan Tabak and Popeye Jones to Boston for Chauncey Billups, Dee Brown, John Thomas and Roy Rogers on February 18, 1998...Traded by Boston with Vitaly Potapenko and Joseph Forte to Seattle SuperSonics for Vin Baker and Shammond Williams on July 22, 2002.

97-98	16	386	64	147	.435	41	49	.837	3	36	39	100	36-0	26	0	179	11.2
98-99	34	1010	161	357	.451	84	101	.832	24	79	103	193	78-1	33	2	412	12.1
99-00	82	2593	434	986	.440	196	253	.775	55	170	225	420	230-4	139	8	1149	14.0
00-01	33	849	88	227	.388	59	71	.831	16	57	73	134	62-0	44	2	246	7.5
01-02	76	2430	312	716	.436	98	132	.742	57	218	275	403	210-4	141	10	731	9.6
TOTALS	241	7268	1059	2433	.435	478	606	.789	155	560	715	1250	616-9	383	22	2717	11.3

Three-Point Field Goals: 1997-98, 10-for-27 (.370); 1998-99, 6-for-24 (.250); 1999-00, 85-for-220 (.386); 2000-01, 11-for-33 (.333); 2001-02, 9-for-33 (.273). Totals: 121-for-337 (.359).

PLAYOFF RECORD

01-02	16	560	82	197	.416	28	35	.800	13	37	50	76	58-1	21	0	192	12.0
-------	----	-----	----	-----	------	----	----	------	----	----	----	----	------	----	---	-----	------

Three-Point Field Goals: None Attempted.

YEAR	G	MIN	FGM	FGA	PCT	FTM	FTA	PCT	OFF	DEF	TOT	AST	PF-DQ	ST	BL	PTS	AVG
------	---	-----	-----	-----	-----	-----	-----	-----	-----	-----	-----	-----	-------	----	----	-----	-----

NATE ARCHIBALD [#7] **6'1"** **165 LBS** **09/02/48** **AZ WSTRN/TX-EL PASO '70**

>> Transactions: Acquired from the San Diego Clippers with Marvin Barnes, Billy Knight and two second round draft choices for Kermit Washington, Kevin Kunnert, Sidney Wicks and the draft rights to Freeman Williams on August 4, 1978...Waived on July 22, 1983.

78-79	69	1662	259	573	.452	242	307	.788	25	78	103	324	132-2	55	6	760	11.0
79-80	80	2864	383	794	.482	361	435	.830	59	138	197	671	218-2	106	10	1131	14.1
80-81	80	2820	382	766	.499	342	419	.816	36	140	176	618	201-1	75	18	1106	13.8
81-82	68	2167	308	652	.472	236	316	.747	25	91	116	541	131-1	52	3	858	12.6
82-83	66	1811	235	553	.425	220	296	.743	25	66	91	409	110-1	38	4	695	10.5
TOTALS	363	11324	1567	3338	.469	1401	1773	.790	170	513	683	2563	792-7	326	41	4550	12.5

Three-Point Field Goals: 1979-80, 4-for-18 (.222); 1980-81, 0-for-9 (.000); 1981-82, 6-for-16 (.375); 1982-83, 5-for-24 (.208). Totals: 15-for-67 (.224).

PLAYOFF RECORD

79-80	9	332	45	89	.506	37	42	.881	3	8	11	71	28-1	10	0	128	14.2
80-81	17	630	95	211	.450	76	94	.809	6	22	28	107	39-0	13	0	266	15.6
81-82	8	277	30	70	.429	25	28	.893	1	16	17	52	21-0	5	2	85	10.6
82-83	7	161	22	68	.324	22	29	.759	3	7	10	44	12-0	2	0	67	9.6
TOTALS	41	1400	192	438	.438	160	193	.829	13	53	66	274	100-1	30	2	546	13.3

Three-Point Field Goals: 1979-80, 1-for-2 (.500); 1980-81, 0-for-5 (.000); 1981-82, 0-for-4 (.000); 1982-83, 1-for-6 (.167). Totals: 2-for-17 (.118).

JIM ARD [#34] **6'9"** **230 LBS** **09/19/48** **CINCINNATI '70**

>> Transactions: Signed as a free agent on October 3, 1974...Waived on November 8, 1977.

74-75	59	719	89	266	.335	48	65	.738	59	140	199	40	96-2	13	32	226	3.8
75-76	81	853	107	294	.364	71	100	.710	96	193	289	48	141-2	12	36	285	3.5
76-77	63	969	96	254	.378	49	76	.645	77	219	296	53	128-1	18	28	241	3.8
77-78	1	9	0	1	.000	1	2	.500	1	3	4	1	1-0	0	0	1	1.0
TOTALS	204	2550	292	815	.358	169	243	.695	233	555	788	142	366-5	43	96	753	3.7

PLAYOFF RECORD

74-75	5	14	1	8	.125	0	0	.000	2	0	2	1	5-0	0	1	2	0.4
75-76	16	110	13	29	.448	11	14	.786	10	16	26	8	29-0	1	3	37	2.3
TOTALS	21	124	14	37	.378	11	14	.786	12	16	28	9	34-0	1	4	39	1.9

CARLOS ARROYO [#45] **6'2"** **200 LBS** **07/30/79** **FLORIDA INTERNATIONAL '01**

>> Transactions: Signed as a free agent on March 6, 2011.

10-11	15	190	11	35	.314	11	12	.917	7	16	23	25	11-0	7	0	36	2.4
-------	----	-----	----	----	------	----	----	------	---	----	----	----	------	---	---	----	-----

Three-Point Field Goals: 3-for-5 (.600).

PLAYOFF RECORD

10-11 Did Not Play
Three-Point Field Goals: None attempted

CHUCKY ATKINS [#7] **5'11"** **160 LBS** **08/14/74** **SOUTH FLORIDA '96**

>> Transactions: Acquired from the Detroit Pistons along with Lindsey Hunter, Detroit's 2004 first round draft choice and cash for Mike James to Detroit and Chris Mills to Atlanta on February 19, 2004...Traded to the Los Angeles Lakers with Chris Mihm and Jumaine Jones for Gary Payton, Rick Fox and a conditional first round draft choice on August 13, 2004.

03-04	24	793	104	249	.418	42	54	.778	3	42	45	128	42-0	26	1	289	12.0
-------	----	-----	-----	-----	------	----	----	------	---	----	----	-----	------	----	---	-----	------

Three-Point Field Goals: 39-for-111 (.351).

PLAYOFF RECORD

03-04	4	133	17	39	.436	17	19	.895	3	11	14	15	2-0	3	0	54	13.5
-------	---	-----	----	----	------	----	----	------	---	----	----	----	-----	---	---	----	------

Three-Point Field Goals: 3-for-10 (.300).

DENNIS AWTREY [#34] **6'10"** **240 LBS** **02/22/48** **SANTA CLARA '70**

>> Transactions: Acquired from the Phoenix Suns for cash and a future draft choice on October 11, 1978...Traded to the Seattle SuperSonics for cash and a future draft choice on January 17, 1979.

78-79	23	247	17	44	.386	16	20	.800	13	34	47	20	37-0	3	6	50	2.2
-------	----	-----	----	----	------	----	----	------	----	----	----	----	------	---	---	----	-----

JOHN BACH [#17] **6'2"** **180 LBS** **07/10/24** **FORDHAM '48**

48-49	34	34	119	.286	51	75	.680					25	24-1			119	3.5
-------	----	----	-----	------	----	----	------	--	--	--	--	----	------	--	--	-----	-----

YEAR	G	MIN	FGM	FGA	PCT	FTM	FTA	PCT	OFF	DEF	TOT	AST	PF-DQ	ST	BL	PTS	AVG
------	---	-----	-----	-----	-----	-----	-----	-----	-----	-----	-----	-----	-------	----	----	-----	-----

JOHN BAGLEY [#5]**6'0" 205 LBS 04/23/60****BOSTON COLLEGE '83**

>> Transactions: Acquired from the New Jersey Nets for 1991 and 1993 second round draft choices on October 5, 1989...Became a free agent after the 1992-93 season.

89-90	54	1095	100	218	.459	29	39	.744	26	63	89	296	77-0	40	4	230	4.3
90-91									INJURED								
91-92	73	1742	223	506	.441	68	95	.716	38	123	161	480	123-1	57	4	524	7.2
92-93	10	97	9	25	.360	5	6	.833	1	6	7	20	11-0	2	0	23	2.3
TOTALS	137	2934	332	749	.443	102	140	.729	65	192	257	796	211-1	99	8	777	5.7

Three-Point Field Goals: 1989-90, 1-for-18 (.056); 1991-92, 10-for-42 (.238); 1992-93, 0-for-1 (.000). Totals: 11-for-61 (.180).

PLAYOFF RECORD

89-90	5	70	8	15	.533	3	4	.750	3	1	4	17	9-0	4	1	19	3.8
90-91									INJURED								
91-92	10	308	42	95	.442	26	37	.703	8	19	27	85	17-0	9	1	111	11.1
92-93	0	0	0	0	.000	0	0	.000	0	0	0	0	0-0	0	0	0	0.0
TOTALS	15	378	50	110	.455	29	41	.707	11	20	31	102	26-0	13	2	130	8.7

Three-Point Field Goals: 1989-90, 0-for-1 (.000); 1990-91, None Attempted; 1991-92, 1-for-4 (.250). Totals: 1-for-5 (.200).

VIN BAKER [#42]**6'11" 250 LBS 11/23/71****HARTFORD '93**

>> Transactions: Acquired from the Seattle SuperSonics with Shammond Williams for Kenny Anderson, Joseph Forte and Vitaly Potapenko on July 22, 2002...Became a free agent on February 18, 2004.

02-03	52	942	99	207	.478	72	107	.673	90	108	198	29	146-1	22	30	270	5.2
03-04	37	1000	168	333	.505	82	112	.732	76	134	210	54	98-1	22	23	418	11.3
TOTALS	89	1942	267	540	.494	154	219	.703	166	242	408	83	244-2	44	53	688	7.7

Three-Point Field Goals: 2002-03, 0 for 4 (.000); 2003-04, 0 for 1 (.000). Totals: 0-for-5 (.000).

MARCUS BANKS [#11]**6'2" 200 LBS 11/19/81****UNLV '03**

>> Transactions: Draft rights acquired from the Memphis Grizzlies along with the draft rights to Kendrick Perkins, in exchange for the draft rights to Troy Bell and Dahntay Jones on June 26, 2003...Traded to the Minnesota Timberwolves along with Mark Blount, Ricky Davis and Justin Reed and two conditional second draft choices for Wally Szczerbiak, Michael Olowokandi, Dwayne Jones and a future first round draft choice on January 26, 2006.

03-04	81	1385	177	442	.400	99	131	.756	30	103	133	175	171-2	88	13	480	5.9
04-05	81	1145	115	286	.402	121	163	.742	29	97	126	155	146-2	63	13	372	4.6
05-06	18	269	33	80	.413	27	30	.900	4	15	19	32	38-0	7	0	99	5.5
TOTALS	180	2799	325	808	.402	247	324	.762	63	215	278	362	355-4	158	26	951	5.3

Three-Point Field Goals: 2003-04, 27-for-86 (.314); 2004-05, 21-for-59 (.356); 2005-06, 6-for-9 (.316). Totals: 54-for-154 (.350).

PLAYOFF RECORD

03-04	4	60	7	16	.438	4	4	1.000	1	6	7	7	9-0	2	1	20	5.0
04-05	7	106	13	29	.448	3	6	.500	1	10	11	7	16-0	4	0	32	4.6
TOTALS	11	166	20	45	.444	7	10	.700	2	16	18	14	25-0	6	1	52	4.7

Three-Point Field Goals: 2003-04, 2-for-5 (.400); 2004-05, 3-for-6 (.500). Totals: 5-for-11 (.455).

LEANDRO BARBOSA [#12]**6'3" 194 LBS 11/28/82****BRAZIL**

>> Transactions: Signed as a free agent on October 16, 2012...Traded to the Washington Wizards along with Jason Collins in exchange for Jordan Crawford on February 21, 2013.

12-13	41	513	83	193	.430	31	41	.756	8	38	46	58	51-0	17	6	215	5.2
-------	----	-----	----	-----	------	----	----	------	---	----	----	----	------	----	---	-----	-----

Three-Point Field Goals: 2012-13, 18-for-47 (.383)

TOM BARKER [#35]**6'11" 230 LBS 03/11/55****HAWAII '76**

>> Transactions: Signed as a free agent on January 19, 1979...Traded to the New York Knicks to complete the earlier trade of Bob McDoo to Boston for future draft choices on February 14, 1979 (also played 22 games for New York and 3 games for Houston in 1978-79).

78-79	12	131	21	48	.438	11	15	.733	12	18	30	6	26-0	4	4	53	4.4
-------	----	-----	----	----	------	----	----	------	----	----	----	---	------	---	---	----	-----

DON BARKSDALE [#7, #17]**6'6" 200 LBS 03/31/23 D: 03/18/93****UCLA '47**

53-54	63	1358	156	415	.376	149	225	.662			345	117	213-4			461	7.3
54-55	72	1790	267	699	.382	220	338	.651			545	129	225-7			754	10.5
TOTALS	135	3148	423	1114	.380	369	563	.655			890	246	438-11			1215	9.0

PLAYOFF RECORD

53-54	6	106	11	36	.306	8	11	.727			27	7	23-2			30	5.0
54-55	7	122	18	40	.450	18	21	.857			35	10	17-1			54	7.7
TOTALS	13	228	29	76	.382	26	32	813			62	17	40-3			84	6.4

YEAR G MIN FGM FGA PCT FTM FTA PCT OFF DEF TOT AST PF-DQ ST BL PTS AVG

JIM BARNES [#28] 6'8" 240 LBS 04/13/41 D: 09/14/02 TEXAS WESTERN '64

>> Transactions: Sold by the Chicago Bulls to Boston on December 1, 1968 (also played 10 games for Chicago in 1968-69)...Sold to the Baltimore Bullets on October 2, 1970.

68-69	49	595	92	202	455	65	92	.707			194	27	107-2			249	5.1
69-70	77	1049	178	434	410	95	128	.742			350	52	229-4			451	5.9
TOTALS	126	1644	270	636	.425	160	220	.727			544	79	336-6			700	5.6

MARVIN BARNES [#27] 6'9" 225 LBS 07/27/52 PROVIDENCE '74

>> Transactions: Acquired from the San Diego Clippers with Nate Archibald, Billy Knight and future draft choices for Kermit Washington, Kevin Kunnert, Sidney Wicks and the rights to Freeman Williams on August 4, 1978....Waived on February 7, 1979.

78-79	38	796	133	271	.491	43	66	.652	57	120	177	53	144-3	38	39	309	8.1
-------	----	-----	-----	-----	------	----	----	------	----	-----	-----	----	-------	----	----	-----	-----

JIM BARNETT [#11] 6'4" 180 LBS 07/07/44 OREGON '66

>> Transactions: First round draft choice (8th pick overall) in 1966 NBA Draft...Selected by the San Diego Clippers in the expansion draft on May 1, 1967.

66-67	48	383	78	211	.370	42	62	.677			53	41	61-0			198	4.1
-------	----	-----	----	-----	------	----	----	------	--	--	----	----	------	--	--	-----	-----

PLAYOFF RECORD

66-67	5	26	6	21	.286	2	2	1.000			4	1	5-0			14	2.8
-------	---	----	---	----	------	---	---	-------	--	--	---	---	-----	--	--	----	-----

ERNIE BARRETT [#23] 6'3" 180 LBS 12/27/29 KANSAS STATE '51

>> Transactions: First round draft choice in 1951 NBA Draft.

53-54	59	641	60	191	.314	14	25	.560			100	55	116-2			134	2.3
55-56	72	1451	207	533	.388	93	118	.788			243	174	184-4			507	7.0
TOTALS	131	2092	267	724	.369	107	143	.748			343	229	300-6			641	4.9

PLAYOFF RECORD

53-54	6	63	3	20	.150	2	2	1.000			6	4	14-0			8	1.3
55-56	3	43	4	13	.308	3	3	1.000			7	4	7-0			11	3.7
TOTALS	9	106	7	33	.212	5	5	1.000			13	8	21-0			19	2.1

DANA BARROS [#11, #13] 5'11" 163 LBS 04/13/67 BOSTON COLLEGE '89

>> Transactions: Signed as an unrestricted free agent on September 22, 1995...Traded to the Dallas Mavericks as part of a four-team deal in which Boston received Robert Pack, John Williams and cash considerations from Dallas and a conditional first-round draft choice from the Utah Jazz, Dallas received Billy Curley from the Golden State Warriors and Howard Easley from Utah, Utah received Donyell Marshall from Golden State and Bruno Sundov from Dallas, and Golden State received Danny Fortson from Boston and Adam Keefe from Utah on August 16, 2000...Signed for remainder of the season on April 14, 2004.

95-96	80	2328	379	806	.470	130	147	.884	21	171	192	306	116-1	58	3	1038	13.0
96-97	24	708	110	253	.435	37	43	.860	5	43	48	81	34-0	26	6	300	12.5
97-98	80	1686	281	609	.461	122	144	.847	28	125	153	286	124-0	83	6	784	9.8
98-99	50	1156	168	371	.453	64	73	.877	16	89	105	208	64-1	52	5	464	9.3
99-00	72	1139	196	435	.451	66	76	.868	13	86	99	133	80-0	31	4	517	7.2
03-04	1	11	2	3	.667	2	2	1.000	0	0	0	0	2-0	0	0	6	6.0
TOTALS	307	7028	1136	2477	.459	421	485	.868	83	514	597	1014	420-2	250	24	3109	10.1

Three-Point Field Goals: 1995-96, 150-for-368 (.408); 1996-97, 43-for-105 (.410); 1997-98, 100-for-246 (.407); 1998-99, 64-for-160 (.400); 1999-00, 59-for-144 (.410); 2003-04, None Attempted; Totals: 416-for-1023 (.406).

TONY BATTIE [#4] 6'11" 240 LBS 02/11/76 TEXAS TECH '98

>> Transactions: Acquired from the Los Angeles Lakers for Travis Knight on January 21, 1999...Traded with Kedrick Brown and Eric Williams for Ricky Davis, Chris Mihm, Michael Stewart and a second round draft choice on December 15, 2003.

98-99	50	1121	147	283	.519	41	61	.672	96	204	300	53	159-1	29	71	335	6.7
99-00	82	1505	219	459	.477	102	151	.675	152	258	410	63	249-4	47	70	541	6.6
00-01	40	845	108	201	.537	44	69	.638	73	160	233	16	126-3	27	60	260	6.5
01-02	74	1819	211	390	.541	88	130	.677	184	297	481	35	219-3	60	67	510	6.9
02-03	67	1683	199	369	.539	88	118	.746	148	285	433	49	197-2	33	81	487	7.3
03-04	23	501	56	117	.479	23	33	.697	39	79	118	21	55-0	8	20	136	5.9
TOTALS	336	7474	1087	1819	.598	386	562	.687	692	1283	1975	237	1005-13	204	369	2269	6.8

Three-Point Field Goals: 1998-99, 0-for-3 (.000); 1999-00, 1-for-8 (.125); 2000-01, 0-for-3 (.000); 2001-02, 0-for-2 (.000); 2002-03, 1-for-5 (.200); 2003-04, 1-for-1 (.1000). Totals 3-for-22 (.137)

PLAYOFF RECORD

01-02	16	443	42	86	.488	13	21	.619	39	82	121	13	51-1	10	30	97	6.1
02-03	10	213	31	55	.564	4	8	.500	13	36	49	5	42-1	4	14	66	6.6
TOTALS	26	656	73	141	.518	17	29	.586	52	118	170	18	93-2	14	44	163	10.2

Three-Point Field Goals: 2001-02, None Attempted; 2002-03, 0-for-3 (.000).

YEAR G MIN FGM FGA PCT FTM FTA PCT OFF DEF TOT AST PF-DQ ST BL PTS AVG

KENNY BATTLE [#8] 6'6" 210 LBS 10/10/64 ILLINOIS '89

>> Transactions: Signed to the first of two ten-day contracts on January 8, 1992 (also played 8 games for Golden State in 1991-92)...Signed as a free agent on September 16, 1992...Waived on December 4, 1992.

91-92	8	46	3	4	.750	8	8	1.000	3	6	9	0	4-0	1	0	14	1.8
92-93	3	29	6	13	.462	2	2	1.000	7	4	11	2	2-0	1	0	14	4.7
TOTALS	11	75	9	17	.529	10	10	1.000	10	10	20	2	6-0	2	0	28	2.5

Three-Point Field Goals: 1992-93, 0-for-1 (.000).

MOE BECKER [#5] 6'1" 185 LBS 02/24/17 D: 01/09/96 DUQUESNE '41

46-47	6	5	22	.227	3	4	.750				1	15			13	2.2
-------	---	---	----	------	---	---	------	--	--	--	---	----	--	--	----	-----

Also played 17 games for Pittsburgh and 20 for Detroit in 1946-47.

HANK BEENDERS [#6] 6'6" 185 LBS 06/02/16 D: 10/25/03 LONG ISLAND '42

48-49	8	6	28	.214	7	9	.778				3	9			19	2.4
-------	---	---	----	------	---	---	------	--	--	--	---	---	--	--	----	-----

BOB BIGELOW [#34, #52] 6'7" 215 LBS 12/26/53 PENN '75

>> Transactions: Signed as a free agent on February 24, 1978 (also played 1 game for Kansas City in 1977-78)...Released on March 6, 1978...Re-signed on September 15, 1978...Waived on October 3, 1978.

77-78	4	17	3	12	.250	0	0	.000	1	3	4	0	1-0	0	0	6	1.5
-------	---	----	---	----	------	---	---	------	---	---	---	---	-----	---	---	---	-----

CHAUNCEY BILLUPS [#4] 6'3" 202 LBS 09/25/76 COLORADO '99

>> Transactions: First round draft choice (3rd pick overall) in 1997 NBA Draft...Traded to the Toronto Raptors with Dee Brown, John Thomas and Roy Rogers for Kenny Anderson, Zan Tabak and Popeye Jones on February 18, 1998.

97-98	51	1296	177	454	.390	147	180	.817	40	73	113	217	118-1	77	2	565	11.1
-------	----	------	-----	-----	------	-----	-----	------	----	----	-----	-----	-------	----	---	-----	------

Three-Point Field Goals: 1997-98: 64-for-189 (.339).

DAVE BING [#44] 6'3" 180 LBS 11/29/43 SYRACUSE '66

>> Transactions: Signed as a free agent on September 28, 1977...Not re-signed after the 1977 season and retired.

77-78	80	2256	422	940	.449	244	296	.824	76	136	212	300	247-2	79	18	1088	13.6
-------	----	------	-----	-----	------	-----	-----	------	----	-----	-----	-----	-------	----	----	------	------

LARRY BIRD [#33] 6'9" 220 LBS 12/07/56 INDIANA STATE '79

>> Transactions: First round draft choice, as a junior eligible, (6th pick overall) in 1978 NBA Draft...Retired after the 1991-92 season.

79-80	82	2955	693	1463	.474	301	360	.836	216	636	852	370	279-4	143	53	1745	21.3
80-81	82	3239	719	1503	.478	283	328	.863	191	704	895	451	239-2	161	63	1741	21.2
81-82	77	2923	711	1414	.503	328	380	.863	200	637	837	447	244-0	143	66	1761	22.9
82-83	79	2982	747	1481	.504	351	418	.840	193	677	870	458	197-0	148	71	1867	23.6
83-84	79	3028	758	1542	.492	374	421	.888	181	615	796	520	197-0	144	69	1908	24.2
84-85	80	3161	918	1760	.522	403	457	.882	164	678	842	531	208-0	129	98	2295	28.7
85-86	82	3113	796	1606	.496	441	492	.896	190	615	805	557	182-0	166	51	2115	25.8
86-87	74	3005	786	1497	.525	414	455	.910	124	558	682	566	185-3	135	70	2076	28.1
87-88	76	2965	881	1672	.527	415	453	.916	108	595	703	467	157-0	125	57	2275	29.9
88-89	6	189	49	104	.471	18	19	.947	1	36	37	29	18-0	6	5	116	19.3
89-90	75	2944	718	1517	.473	319	343	.930	90	622	712	562	173-2	106	61	1820	24.3
90-91	60	2277	462	1017	.454	163	183	.891	53	456	509	431	118-0	108	58	1164	19.4
91-92	45	1662	353	758	.466	150	162	.926	46	388	434	306	82-0	42	33	908	20.2
TOTALS	897	34443	8591	17334	.496	3960	4471	.886	1757	7217	8974	5695	2279-11	1556	755	21791	24.3

Three-Point Field Goals: 1979-80, 58-for-143 (.406); 1980-81, 20-for-74 (.270); 1981-82, 11-for-52 (.212); 1982-83, 22-for-77 (.286); 1983-84, 18-for-73 (.247); 1984-85, 56-for-131 (.427); 1985-86, 82-for-194 (.423); 1986-87, 90-for-225 (.400); 1987-88, 98-for-237 (.414); 1988-89, None Attempted; 1989-90, 65-for-195 (.333); 1990-91, 77-for-198 (.389); 1991-92, 52-for-128 (.406); Totals: 649-for-1727 (.376).

PLAYOFF RECORD

79-80	9	372	83	177	.469	22	25	.880	22	79	101	42	30-0	14	8	192	21.3
80-81	17	750	147	313	.470	76	85	.894	49	189	238	103	53-0	39	17	373	21.9
81-82	12	490	88	206	.427	37	45	.822	33	117	150	67	43-0	23	17	214	17.8
82-83	6	240	49	116	.422	24	29	.828	20	55	75	41	15-0	13	3	123	20.5
83-84	23	961	229	437	.524	167	190	.879	62	190	252	136	71-0	54	27	632	27.5
84-85	20	815	196	425	.461	121	136	.890	53	129	182	115	54-0	34	19	520	26.0
85-86	18	770	171	331	.517	101	109	.927	34	134	168	148	55-0	37	11	466	25.9
86-87	23	1015	216	454	.476	176	193	.912	41	190	231	165	55-1	27	19	622	27.0
87-88	17	763	152	338	.450	101	113	.894	29	121	150	115	45-0	36	14	417	24.5
88-89	0																

YEAR	G	MIN	FGM	FGA	PCT	FTM	FTA	PCT	OFF	DEF	TOT	AST	PF-DQ	ST	BL	PTS	AVG
------	---	-----	-----	-----	-----	-----	-----	-----	-----	-----	-----	-----	-------	----	----	-----	-----

LARRY BIRD PLAYOFF RECORD CONT.

89-90	5	207	44	99	.444	29	32	.906	7	39	46	44	10-0	5	5	122	24.4
90-91	10	396	62	152	.408	44	51	.863	8	64	72	65	28-0	13	3	171	17.1
91-92	4	107	21	42	.500	3	4	.750	2	16	18	21	7-0	1	2	45	11.3
TOTALS	164	6886	1458	3090	.472	901	1012	.890	360	1323	1683	1062	466-1	296	145	3897	23.8

Three-Point Field Goals: 1979-80, 4-for-15 (.267); 1980-81, 3-for-8 (.375); 1981-82, 1-for-6 (.167); 1982-83, 1-for-4 (.250); 1983-84, 7-for-17 (.412); 1984-85, 7-for-25 (.280); 1985-86, 23-for-56 (.411), 1986-87, 14-for-41 (.341); 1987-88, 12-for-32 (.375); 1988-89, None Attempted; 1989-90, 5-for-19 (.263); 1990-91, 3-for-21 (.143); 1991-92, 0-for-5 (.000). Totals: 80-for-249 (.321).

OTIS BIRDSONG [#12]	6'3"	195 LBS	12/09/55	HOUSTON '77
---------------------	------	---------	----------	-------------

>> Transactions: Signed to a ten-day contract on March 29, 1989...Re-signed on April 10, 1989 for the remainder for the season.

88-89	13	108	18	36	.500	0	2	.000	4	9	13	9	10-0	3	1	37	2.8
Three-Point Field Goals: 1988-89, 1-for-3 (.333).																	

PLAYOFF RECORD

88-89	3	20	1	5	.200	0	0	.000	0	2	2	1	3-0	1	1	2	0.7
Three-Point Field Goals: 1988-89, 0-for-2 (.000).																	

JAMES BLACKWELL [#8]	6'0"	190 LBS	02/25/68	DARTMOUTH '91
----------------------	------	---------	----------	---------------

>> Transactions: Signed to first two consecutive ten-day contracts on February 28, 1995...Contract was not renewed after second ten-day contract expired on March 19, 1995 (also played 4 games for Charlotte in 1994-95).

94-95	9	61	6	10	.600	2	3	.667	2	6	8	6	7-0	3	0	14	1.6
-------	---	----	---	----	------	---	---	------	---	---	---	---	-----	---	---	----	-----

Three-Point Field Goals: None Attempted.

MEYER BLOOM [#10]	6'6"	190 LBS	01/14/15 D: 1993	TEMPLE
-------------------	------	---------	------------------	--------

47-48	14		46	169	.272	37	57	.649				14	37			129	9.2
-------	----	--	----	-----	------	----	----	------	--	--	--	----	----	--	--	-----	-----

PLAYOFF RECORD

47-48	3		11	42	.262	14	19	.737				2	10			36	12.0
-------	---	--	----	----	------	----	----	------	--	--	--	---	----	--	--	----	------

Also played 34 games for Baltimore in 1947-48.

MARK BLOUNT [#30]	7'0"	250 LBS	11/30/75	PITTSBURGH '97
-------------------	------	---------	----------	----------------

>> Transactions: Acquired from the Denver Nuggets, along with Mark Bryant, in exchange for Shammond Williams, a 2003 Second Round draft choice and cash on February 20, 2003...Traded to the Minnesota Timberwolves along with Marcus Banks, Ricky Davis and Justin Reed and two conditional second draft choices for Wally Szczerbiak, Michael Olowokandi, Dwayne Jones and a future first round draft choice on January 26, 2006.

00-01	64	1098	101	200	.505	46	66	.697	97	134	231	32	183-0	39	76	248	3.9
01-02	44	415	32	76	.421	30	37	.811	26	59	85	10	59-0	16	19	94	2.1
02-03	27	518	45	80	.563	30	40	.750	49	76	125	21	75-1	20	17	120	4.4
03-04	82	2402	342	604	.566	159	221	.719	207	382	589	75	253-4	80	106	843	10.3
04-05	82	2130	327	618	.529	117	164	.713	143	254	397	129	229-4	33	64	771	9.4
05-06	39	1083	194	380	.511	97	127	.764	36	126	162	66	107-3	15	36	485	12.4
TOTALS	338	7646	1041	1958	.532	479	655	.731	558	1031	1589	333	906-12	203	318	2561	7.6

Three-Point Field Goals: 2004-05, 0-for-1 (.000)

PLAYOFF RECORD

01-02	4	39	2	4	.500	2	2	1.000	3	4	7	1	7-0	2	2	6	1.5
02-03	10	144	12	22	.545	7	10	.700	12	24	36	2	20-0	11	8	31	3.1
03-04	4	145	17	35	.486	14	19	.737	10	27	37	4	17-0	6	8	48	12.0
04-05	4	43	4	14	.286	0	2	.000	3	3	6	1	6-0	0	0	8	2.0
TOTALS	22	371	35	75	.467	23	33	.697	28	58	86	8	50-0	19	18	93	4.2

Three-Point Field Goals: None Attempted.

RON BONHAM [#21]	6'5"	200 LBS	05/31/42	CINCINNATI '64
------------------	------	---------	----------	----------------

>> Transactions: Second round draft choice (16th pick overall) in 1964 NBA Draft...Selected by the Chicago Bulls in the expansion draft on April 30, 1966.

64-65	37	369	91	220	.414	92	112	.821			78	19	33-0			274	7.4
65-66	39	312	76	207	.367	52	61	.852			35	11	29-0			204	5.2
TOTALS	76	681	167	427	.390	144	173	.836			113	30	62-0			478	6.3

PLAYOFF RECORD

64-65	4	13	5	12	.417	4	5	.800			1	0	1-0			14	3.5
65-66	5	16	7	11	.636	3	9	.333			3	0	2-0			17	3.4
TOTALS	9	29	12	23	.522	7	14	.500			4	0	3-0			31	3.4

YEAR	G	MIN	FGM	FGA	PCT	FTM	FTA	PCT	OFF	DEF	TOT	AST	PF-DQ	ST	BL	PTS	AVG
------	---	-----	-----	-----	-----	-----	-----	-----	-----	-----	-----	-----	-------	----	----	-----	-----

TOM BOSWELL [#31]**6'9"****225 LBS****10/02/53****SOUTH CAROLINA STATE '75**

>> Transactions: First round draft choice (17th pick overall) in 1975 NBA Draft...Completed contract with Boston; signed by Denver Nuggets as a veteran free agent on September 8, 1978...Boston received a future draft choice as compensation.

75-76	35	275	41	93	.441	14	24	.583	26	45	71	16	70-1	2	1	96	2.7
76-77	70	1083	175	340	.515	96	135	.711	111	195	306	85	237-9	27	8	446	6.4
77-78	65	1149	185	357	.518	93	123	.756	117	171	288	71	204-5	25	14	463	7.1
TOTALS	170	2507	401	790	.508	203	282	.720	254	411	665	172	511-15	54	23	1005	5.9

PLAYOFF RECORD

75-76	3	3	1	2	.500	0	0	.000	0	1	1	0	2-0	0	0	2	0.7
76-77	9	81	8	18	.444	4	6	.667	10	10	20	7	18-0	1	0	20	2.2
TOTALS	12	84	9	20	.450	4	6	.667	10	11	21	7	20-0	1	0	22	1.8

BRUCE BOWEN [#12]**6'7"****200 LBS****06/14/71****CAL-STATE FULLERTON '93**

>> Transactions: Signed as a free agent on July 28, 1997...Signed as a free agent by the Philadelphia 76ers on September 16, 1999.

97-98	61	1305	122	298	.409	76	122	.623	79	95	174	81	174-0	87	29	340	5.6
98-99	30	494	26	93	.280	11	24	.458	15	37	52	28	51-2	21	9	70	2.3
TOTALS	91	1799	148	391	.379	87	146	.596	94	132	226	109	235-2	108	39	410	4.5

Three-Point Field Goals: 1997-98, 20-for-59 (.339); 1998-99, 7-for-26 (.269). Totals: 27-for-85 (.318).

HARRY BOYKOFF [#24]**6'10"****227 LBS****07/24/22 D: 02/20/01****ST. JOHN'S '47**

50-51

Also played for Tri-Cities in 1950-51. Games played for Boston were not recorded.

CHARLES BRADLEY [#35]**6'5"****215 LBS****05/16/59****WYOMING '81**

>> Transactions: First round draft choice (23rd pick overall) in 1981 NBA Draft...Waived on October 21, 1983.

81-82	51	339	55	122	.451	42	62	.677	12	26	38	22	61-0	14	6	152	3.0
82-83	51	532	69	176	.392	46	90	.511	30	48	78	28	84-0	32	27	184	3.6
TOTALS	102	871	124	298	.416	88	152	.579	42	74	116	50	145-0	46	33	336	3.3

Three-Point Field Goals: 1981-82, 0-for-1 (.000); 1982-83, 0-for-3 (.000). Totals: 0-for-4 (.000).

PLAYOFF RECORD

81-82	7	18	2	8	.250	0	2	.000	1	4	5	1	6-0	1	0	4	0.6
82-83	2	4	0	0	.000	0	0	.000	0	0	0	0	0-0	0	0	0	0.0
TOTALS	9	22	2	8	.250	0	2	.000	1	4	5	1	6-0	1	0	4	0.4

Three-Point Field Goals: None Attempted.

BOB BRANNUM [#18]**6'5"****235 LBS****05/28/26 D: 02/05/05****KENTUCKY/MICHIGAN STATE**

>> Transactions: Purchased from Sheboygan (NBPA) during 1950-51 season.

51-52	66	1324	149	404	.369	107	171	.626				406	76	235-9		405	6.1
52-53	71	1900	188	541	.348	110	185	.595				537	147	287-17		486	6.8
53-54	71	1729	140	453	.309	129	206	.626				509	144	280-10		409	5.8
54-55	71	1623	176	465	.378	90	127	.709				492	127	232-6		442	6.2
TOTALS	279	6576	653	1863	.351	436	689	.633				1944	494	1034-42		1742	6.2

PLAYOFF RECORD

51-52	3	48	4	12	.333	1	6	.167				10	3	16-2		9	3.0
52-53	6	83	12	23	.522	7	11	.636				21	10	23-2		31	5.2
53-54	6	136	11	38	.289	6	11	.545				45	10	29-2		28	4.7
54-55	7	225	26	61	.426	11	19	.579				79	13	32-2		63	9.0
TOTALS	22	492	53	134	.396	25	47	.532				155	36	100-8		131	5.6

CARL BRAUN [#4]**6'5"****180 LBS****09/25/27 D: 02/10/10****COLGATE '49**

61-62	48	414	78	207	.377	20	27	.741				50	71	49-0		176	3.7
-------	----	-----	----	-----	------	----	----	------	--	--	--	----	----	------	--	-----	-----

PLAYOFF RECORD

61-62	6	42	11	28	.393	3	4	.750				7	2	3-0		25	4.2
-------	---	----	----	----	------	---	---	------	--	--	--	---	---	-----	--	----	-----

YEAR	G	MIN	FGM	FGA	PCT	FTM	FTA	PCT	OFF	DEF	TOT	AST	PF-DQ	ST	BL	PTS	AVG
------	---	-----	-----	-----	-----	-----	-----	-----	-----	-----	-----	-----	-------	----	----	-----	-----

J.R. BREMER [#9] 6'2" 185 LBS 09/19/80 ST. BONAVENTURE '02

>> Transactions: Signed as a free agent on July 17, 2002...Traded to the Cleveland Cavaliers with Bruno Sundov and a conditional second-round draft choice in exchange for Jumaane Jones on July 29, 2003.
02-03 64 1503 171 464 .369 85 111 .766 18 127 145 164 80-1 38 3 528 8.3
Three-Point Field Goals: 2002-03, 101-for-286 (.353).

PLAYOFF RECORD
02-03 10 147 16 56 .286 7 8 .875 0 15 15 12 12-0 3 0 47 4.7
Three-Point Field Goals: 2002-03, 8-for-32 (.250).

FRANK BRICKOWSKI [#34] 6'9" 248 LBS 08/14/59 PENN STATE '81

>> Transactions: Signed as a free agent on August 1, 1996...Rights were renounced on July 7, 1997.
96-97 17 255 32 73 .438 10 14 .714 6 28 34 15 42-1 5 4 81 4.8
Three-Point Field Goals: 1996-97, 7-for-20 (.350).

AL BRIGHTMAN [#8] 6'2" 195 LBS 09/22/23 D: 06/10/92 MORRIS HARVEY/LING BCH STATE '99

46-47 58 223 870 .256 121 193 .627 60 115 567 9.8

DEE BROWN [#7] 6'2" 185 LBS 11/29/68 JACKSONVILLE '90

>> Transactions: First round draft choice (19th pick overall) in 1990 NBA Draft...Traded to the Toronto Raptors with Chauncey Billups, John Thomas and Roy Rogers for Kenny Anderson, Zan Tabak and Popeye Jones on February 18, 1998.

90-91 82 1945 284 612 .464 137 157 .873 41 141 182 344 161-0 83 14 712 8.7
91-92 31 883 149 350 .426 60 78 .769 15 64 79 164 74-0 33 7 363 11.7
92-93 80 2254 328 701 .468 192 242 .793 45 201 246 461 203-2 138 32 874 10.9
93-94 77 2867 490 1021 .480 182 219 .831 63 237 300 347 207-3 156 47 1192 15.5
94-95 79 2792 437 977 .447 236 277 .852 63 186 249 301 181-0 110 49 1236 15.6
95-96 65 1591 246 616 .399 135 158 .854 36 100 136 146 119-0 80 12 695 10.7
96-97 21 522 61 166 .367 18 22 .818 8 40 48 67 45-0 31 7 160 7.6
97-98 41 811 109 255 .427 19 28 .679 10 52 62 53 76-1 44 6 280 6.8
TOTALS 476 13665 2104 4698 .448 979 1181 .829 281 1021 1302 1883 1066-6 675 174 5512 11.6
Three-Point Field Goals: 1990-91, 7-for-34 (.206); 1991-92, 5-for-22 (.227); 1992-93, 26-for-82 (.317); 1993-94, 30-for-96 (.313); 1994-95, 126-for-327 (.385); 1995-96, 68-for-220 (.309); 1996-97, 20-for-65 (.308); 1997-98, 43-for-113 (.380). Totals: 325-for-959 (.339).

PLAYOFF RECORD
90-91 11 284 53 108 .491 28 34 .824 9 36 45 41 32-0 11 6 134 12.2
91-92 6 120 22 44 .500 4 6 .667 3 9 12 31 16-2 1 4 48 8.0
92-93 4 133 15 41 .366 14 14 1.000 2 4 6 15 11-0 2 4 45 11.3
94-95 4 172 26 62 .419 14 16 .875 6 14 20 19 12-0 5 1 75 18.8
TOTALS 25 709 116 255 .455 60 70 .857 20 63 83 106 71-2 19 15 302 12.1
Three-Point Field Goals: 1990-91, 0-for-5 (.000); 1991-92, 0-for-3 (.000); 1992-93, 1-for-7 (.143); 1994-95, 9-for-26 (.346). Totals: 10-for-41 (.244).

KEDRICK BROWN [#5] 6'7" 222 LBS 03/18/81 OKALOOSA-WALTON CC '03

>> Transactions: First round draft choice (11th pick overall) in 2001 NBA Draft...Traded to Cleveland with Tony Battle and Eric Williams for Ricky Davis, Chris Mihm, Michael Stewart and a second round draft choice on December 15, 2003.

01-02 29 245 23 70 .329 12 20 .600 11 39 50 15 18-0 18 7 63 2.2
02-03 51 666 61 171 .375 20 32 .625 45 95 140 20 68-0 34 13 145 2.8
03-04 21 408 45 99 .455 8 13 .615 18 50 68 25 38-1 17 2 110 5.2
TOTALS 101 1319 129 340 .379 40 65 .615 74 184 258 60 124-1 69 22 318 3.1
Three-Point Field Goals: 2001-02, 5-for-27 (.185); 2002-03, 3-for-39 (.077); 2004-04, 12-for-32 (.375). Totals: 20-for-98 (.198).

PLAYOFF RECORD
01-02 2 3 2 2 1.000 0 0 .000 0 0 0 0 0-0 0 1 5 2.5
02-03 3 11 1 4 .250 1 2 .500 2 0 2 0 0-0 1 0 3 1.0
TOTALS 5 14 3 6 .500 1 2 .500 2 0 2 0 0-0 1 1 8 1.6
Three-Point Field Goals: 2001-02, 1-for-1 (1.000); 2002-03, None Attempted; Totals: 1-for-1 (1.000).

P.J. BROWN [#93] 6'11" 239 LBS 10/14/69 LOUISIANA TECH '93

>> Transactions: Signed as a free agent on February 27, 2008.
07-08 18 209 14 41 .341 11 16 .688 29 39 68 10 29-0 5 8 39 2.2
Three-Point Field Goals: 2007-08, 0-for-1 (.000).

PLAYOFF RECORD
07-08 25 341 26 56 .464 21 25 .840 18 41 59 12 58-0 5 10 73 2.9
Three-Point Field Goals: 2007-08, 0-for-1 (.000).

YEAR	G	MIN	FGM	FGA	PCT	FTM	FTA	PCT	OFF	DEF	TOT	AST	PF-DQ	ST	BL	PTS	AVG
------	---	-----	-----	-----	-----	-----	-----	-----	-----	-----	-----	-----	-------	----	----	-----	-----

RANDY BROWN [#11] 6'2" 190 LBS 05/22/68 NEW MEXICO STATE '91

>> Transactions: Signed as a free agent on August 3, 2000...Traded with Joe Johnson, Mill Palacio and a 2002 first-round draft choice to the Phoenix Suns for Tony Delk and Rodney Rogers on February 20, 2002.

00-01	54	1238	100	237	.422	23	40	.575	23	76	99	154	132-1	62	10	223	4.1
01-02	1	6	0	1	.000	0	0	.000	0	0	0	2	1-0	0	1	0	0.0
TOTALS	55	1244	100	238	.420	23	40	.575	23	76	99	156	133-1	62	11	223	4.1

Three-Point Field Goals: 2000-01, 0-for-3 (.000); 2001-02, None Attempted. Totals: 0-for-3 (.000).

RICK BRUNSON [#40] 6'4" 200 LBS 06/14/72 TEMPLE '95

>> Transactions: Signed as a free agent on November 6, 2000...Placed on waivers on November 21, 2000.

00-01	7	142	10	35	.286	4	9	.444	2	7	9	24	16-0	7	1	26	3.7
-------	---	-----	----	----	------	---	---	------	---	---	---	----	------	---	---	----	-----

Three-Point Field Goals: 2000-01, 2-for-11 (.182).

EMMETTE BRYANT [#7] 6'1" 175 LBS 11/04/38 DEPAUL '64

>> Transactions: Acquired from the Phoenix Suns for a second round draft choice on August 27, 1968...Selected by the Buffalo Braves in the expansion draft on May 11, 1970.

68-69	80	1388	197	488	.404	65	100	.650			192	176	264-9			459	5.7
69-70	71	1617	210	520	.404	135	181	.746			269	231	201-5			555	7.8
TOTALS	151	3005	407	1008	.404	200	281	.712			461	407	465-14			1014	6.7

EMMETTE BRYANT PLAYOFF RECORD

68-69	18	607	79	193	.409	40	53	.755			88	54	75-0			198	11.0
-------	----	-----	----	-----	------	----	----	------	--	--	----	----	------	--	--	-----	------

MARK BRYANT [#11] 6'9" 250 LBS 04/25/65 SETON HALL '88

>> Transactions: Acquired from the Denver Nuggets along with Mark Blount for Shammond Williams, a 2003 second-round draft choice and cash on February 20, 2003...Completed contract and was not re-signed.

02-03	2	9	0	1	.000	0	0	.000	0	2	2	1	2-0	0	0	0	0.0
-------	---	---	---	---	------	---	---	------	---	---	---	---	-----	---	---	---	-----

Three-Point Field Goals: 2002-03, None Attempted.

PLAYOFF RECORD

02-03	1	2	0	0	.000	0	0	.000	0	0	0	0	0-0	0	0	0	0.0
-------	---	---	---	---	------	---	---	------	---	---	---	---	-----	---	---	---	-----

Three-Point Field Goals: 2002-03, None Attempted.

QUINN BUCKNER [#28] 6'3" 190 LBS 08/20/54 INDIANA '76

>> Transactions: Acquired from the Milwaukee Bucks for Dave Cowens on September 9, 1982...Traded to the Indiana Pacers for a future second round draft choice on September 3, 1985.

82-83	72	1565	248	561	.442	74	117	.632	62	125	187	275	195-2	108	5	570	7.9
83-84	79	1249	138	323	.427	48	74	.649	41	96	137	214	187-0	84	3	324	4.1
84-85	75	858	74	193	.383	32	50	.640	26	61	87	148	142-0	63	2	180	2.4
TOTALS	226	3672	460	1077	.427	154	241	.639	129	282	411	637	524-2	255	10	1074	4.8

Three-Point Field Goals: 1982-83, 0-for-4 (.000); 1983-84, 0-for-6 (.000); 1984-85, 0-for-1 (.000). Totals: 0-for-11 (.000).

PLAYOFF RECORD

82-83	7	98	16	37	.432	0	2	.000	1	9	10	2	18-1	1	0	32	4.6
83-84	23	268	32	79	.405	12	22	.545	12	23	35	28	52-0	13	0	76	3.3
84-85	15	86	13	22	.591	5	8	.625	2	5	7	12	24-0	6	0	31	2.1
TOTALS	45	452	61	138	.442	17	32	.531	15	37	52	42	94-1	20	0	139	3.1

Three-Point Field Goals: 1982-83, 0-for-2 (.000); 1983-84, 0-for-1 (.000). Totals: 0-for-3 (.000).

JUNIOR BURROUGH [#5] 6'8" 242 LBS 01/18/73 VIRGINIA '95

>> Transactions: Second round draft choice (33rd pick overall) in 1995...Elected to play overseas in August, 1995.

95-96	61	496	64	170	.376	61	93	.656	45	64	109	15	74-0	15	10	189	3.1
-------	----	-----	----	-----	------	----	----	------	----	----	-----	----	------	----	----	-----	-----

Three-Point Field Goals: 1995-96, None Attempted.

ELBERT BUTLER [#9] 6'2" 175 LBS 07/09/38 NIAGARA '61

61-62	5	47	13	29	.448	5					13	4				31	6.2
-------	---	----	----	----	------	---	--	--	--	--	----	---	--	--	--	----	-----

Also played 54 games for New York in 1961-62.

RICK CARLISLE [#34] 6'5" 207 LBS 10/27/59 MAINE/VIRGINIA '84

>> Transactions: Third round draft choice (70th pick overall) in 1984...Waived on November 7, 1987.

84-85	38	179	26	67	.388	15	17	.882	8	13	21	25	21-0	3	0	67	1.8
85-86	77	760	92	189	.487	15	23	.652	22	55	77	104	92-1	19	4	199	2.6
86-87	42	297	30	92	.326	15	20	.750	8	22	30	35	28-0	8	0	80	1.9
TOTALS	157	1236	148	348	.425	45	60	.750	38	90	128	164	141-1	30	4	346	2.2

Three-Point Field Goals: 1984-85, 0-for-2 (.000); 1985-86, 0-for-10 (.000); 1986-87, 5-for-16 (.313); Totals: 5-for-28 (.176).

YEAR	G	MIN	FGM	FGA	PCT	FTM	FTA	PCT	OFF	DEF	TOT	AST	PF-DQ	ST	BL	PTS	AVG
RICK CARLISLE PLAYOFF RECORD																	
84-85											INJURED						
85-86	10	54	8	15	.533	3	4	.750	3	2	5	8	9-0	2	0	19	1.9
86-87											INJURED						
TOTALS	10	54	8	15	.533	3	4	.750	3	2	5	8	9-0	2	0	19	1.9

Three-Point Field Goals: Totals: None Attempted.

CHRIS CARR [#43]				6'6"		220 LBS		03/12/74		SO. ILLINOIS '95							
>> Transactions: Signed as a free agent on August 21, 2000...Not re-signed as a free agent on July 1, 2001.																	
00-01	35	309	53	112	.473	46	60	.767	11	33	44	11	45-1	4	3	169	4.8
Three-Point Field Goals: 2000-01, 17-for-37 (.459).																	

MICHAEL LEON CARR [#30]		6'6"		210 LBS		01/09/51		GUILFORD '73									
>> Transactions: Signed as a free agent on October 10, 1974...Waived on October 15, 1974...Signed as a veteran free agent on July 24, 1979...Detroit received Bob McAdoo and Boston received two 1980 first round draft choices to complete compensation on September 6, 1979...Retired after the 1984-85 season.																	
79-80	82	1994	362	763	.474	178	241	.739	106	224	330	156	214-1	120	36	914	11.1
80-81	41	655	97	216	.449	53	67	.791	26	57	83	56	74-0	30	18	248	6.0
81-82	56	1296	184	409	.450	82	116	.707	56	94	150	128	136-2	67	21	455	8.1
82-83	77	883	135	315	.429	60	81	.741	51	86	137	71	140-0	48	10	333	4.3
83-84	60	585	70	171	.409	42	48	.875	26	49	75	49	67-0	17	4	185	3.1
84-85	47	397	62	149	.416	17	17	1.000	21	22	43	24	44-0	21	6	150	3.2
TOTALS	363	5810	910	2023	.450	432	570	.758	196	532	818	484	675-3	303	95	2285	6.3
Three-Point Field Goals: 1979-80, 12-for-41 (.293); 1980-81, 1-for-14 (.071); 1981-82, 5-for-17 (.294); 1982-83, 3-for-19 (.158); 1983-84, 3-for-15 (.200); 1984-85, 9-for-23 (.391). Totals: 33-for-129 (.256).																	

PLAYOFF RECORD																	
79-80	9	172	32	80	.400	16	24	.667	14	19	33	11	20-0	6	1	82	9.1
80-81	17	288	42	101	.416	18	24	.750	8	17	25	14	32-0	10	6	102	6.0
81-82	12	305	37	105	.352	15	23	.652	21	22	43	28	30-0	11	0	89	7.4
82-83	3	22	2	8	.250	2	2	1.000	1	0	1	0	3-0	0	2	6	2.0
83-84	16	82	13	32	.406	10	11	.909	5	3	8	4	13-0	7	0	38	2.4
84-85	7	24	4	15	.267	0	0	.000	1	1	2	1	4-0	1	0	9	1.3
TOTALS	64	893	129	341	.378	61	84	.726	50	62	112	58	102-0	35	9	326	5.1
Three-Point Field Goals: 1979-80, 2-for-5 (.400); 1980-81, 0-for-4 (.000); 1981-82, 0-for-4 (.000); 1982-83, 0-for-1 (.000); 1983-84, 2-for-6 (.333); 1984-85, 1-for-2 (.500). Totals: 5-for-22 (.227).																	

SAM CASSELL [#28]				6'3"		193 LBS		11/18/69		FLORIDA STATE							
>> Transactions: Signed as a free agent on March 4, 2008...Traded to Sacramento with cash considerations for a future conditional second round pick on February 17, 2009.																	
07-08	17	299	50	130	.385	21	25	.840	5	26	31	35	29-0	9	3	130	7.6
Three-Point Field Goals: 2007-08, 9-for-22 (.409).																	

PLAYOFF RECORD																	
07-08	21	264	37	111	.333	14	17	.824	2	13	15	25	30-0	8	1	99	4.5
Three-Point Field Goals: 2008-09, 6-for-28 (.214).																	

DON CHANEY [#12, #42]				6'5"		210 LBS		03/22/46		HOUSTON '68									
>> Transactions: First round draft choice (12 th pick overall) in 1968...Played out his option on September 1, 1975 and signed with the Los Angeles Lakers...Traded by Los Angeles with Kermit Washington and future considerations for Charlie Scott on December 27, 1977 (played 9 games with Los Angeles in 1977-78).																			
68-69	20	209	36	113	.319	8	20	.400			46	19	32-0			80	4.0		
69-70	63	839	115	320	.359	82	109	.752			152	72	118-0			312	5.0		
70-71	81	2289	348	766	.454	234	313	.748			463	235	288-11			930	11.5		
71-72	79	2275	373	786	.475	197	255	.773			395	202	295-7			943	11.9		
72-73	79	2488	414	859	.482	210	267	.787			449	221	276-6			1038	13.1		
73-74	81	2258	348	750	.464	149	180	.828	210	168	378	176	247-7	83	62	845	10.4		
74-75	82	2208	321	750	.428	133	165	.806	171	199	370	181	244-5	122	66	775	9.5		
77-78	42	702	91	233	.391	33	39	.846	36	69	105	49	93-0	36	10	215	5.1		
78-79	65	1074	174	414	.420	36	42	.857	63	78	141	75	167-3	72	11	384	5.9		
79-80	60	523	67	189	.354	32	42	.762	31	42	73	38	80-1	31	11	167	2.8		
TOTALS	652	14865	2287	5180	.442	1114	1432	.778	511	556	2572	1268	1840-40	344	160	5689	8.7		
Three-Point Field Goals: 1979-80, 1-for-6 (.167).																			

YEAR	G	MIN	FGM	FGA	PCT	FTM	FTA	PCT	OFF	DEF	TOT	AST	PF-DQ	ST	BL	PTS	AVG
DON CHANEY PLAYOFF RECORD																	
68-69	7	25	1	6	.167	3	4	.750			4	0	7-0			5	0.7
71-72	11	271	41	81	.506	15	20	.750			39	22	39-0			97	8.8
72-73	12	288	39	82	.476	12	17	.706			40	25	41-1			90	7.5
73-74	18	545	65	141	.461	41	50	.820	37	40	77	40	64-0	24	9	171	9.5
74-75	11	294	48	105	.457	23	29	.793	24	14	38	21	46-2	21	5	119	10.8
TOTALS	59	1423	194	415	.467	94	120	.783	61	54	198	108	197-3	45	14	482	8.2

CALBERT CHEANEY [#40] 6'7" 217 LBS 07/17/71 INDIANA '93

>> Transactions: Signed as a free agent on August 5, 1999...Traded with Robert Pack to the Denver Nuggets for Chris Herren and Bryant Smith on October 16, 2000.

99-00	67	1309	120	273	.440	9	21	.429	23	115	138	80	158-3	44	14	267	4.0
Three-Point Field Goals: 1999-00, 18-for-54 (.333).																	

CARLOS CLARK [#40] 6'4" 209 LBS 08/10/60 MISSISSIPPI '83

>> Transactions: Fourth round draft choice (91st pick overall) in 1983...Waived on October 22, 1985.

83-84	31	127	19	52	.365	16	18	.889	7	10	17	17	13-0	8	1	54	1.7
84-85	62	562	64	152	.421	41	53	.774	29	40	69	48	66-0	35	2	169	2.7
TOTALS	93	689	83	204	.407	57	71	.803	36	50	86	65	79-0	43	3	223	2.4
Three-Point Field Goals: 1983-84, 0-for-2 (.000), 1984-85, 0-for-5 (.000), Totals: 0-for-7 (.000).																	

PLAYOFF RECORD

83-84	8	20	4	10	.400	1	2	.500	1	0	1	1	3-0	1	2	9	1.1
84-85	3	11	3	5	.600	2	2	1.000	2	0	2	3	2-0	1	0	8	2.7
TOTALS	11	31	7	15	.467	3	4	.750	3	0	3	4	5-0	2	2	17	1.5
Three-Point Field Goals: None Attempted.																	

CHARLES CLAXTON [#51] 7'0" 265 LBS 12/13/70 GEORGIA '95

>> Transactions: Signed as a free agent on October 24, 1995...Waived on November 27, 1995.

95-96	3	7	1	2	.500	0	2	.000	2	0	2	0	4-0	0	1	2	0.7
Three-Point Field Goals: 1995-96, None Attempted.																	

BEN CLYDE [#33] 6'7" 198 LBS 06/10/51 FLORIDA STATE '74

>> Transactions: Fifth round draft choice (89th pick overall) in 1974...Waived on March 6, 1975.

74-75	25	157	31	72	.431	7	9	.778	15	26	41	5	34-1	5	3	69	2.8
-------	----	-----	----	----	------	---	---	------	----	----	----	---	------	---	---	----	-----

BIMBO COLES [#12] 6'2" 182 LBS 04/22/68 VIRGINIA TECH '90

>> Transactions: Signed as a free agent on March 8, 2003...Completed contract and was not re-signed.

02-03	14	175	22	49	.449	8	8	1.000	1	10	11	16	17-0	6	0	52	3.7
Three-Point Field Goals: 2002-03, 0-for-7 (.000).																	

PLAYOFF RECORD

02-03	3	9	0	4	.000	0	0	.000	0	1	1	2	1-0	0	0	0	0.0
Three-Point Field Goals: 2002-03, 0-for-2 (.000).																	

JASON COLLINS [#98] 7'0" 255 LBS 12/02/78 STANFORD '01

>> Transactions: Signed as a free agent on July 31, 2012...Traded to Washington along with Leandro Barbosa in exchange for Jordan Crawford on February 21, 2013.

12-13	32	330	8	23	.348	21	30	.700	21	31	52	6	74-1	10	6	37	1.2
Three-Point Field Goals: 2012-13, None Attempted.																	

GENE CONLEY [#17] 6'9" 230 LBS 11/10/30 WASHINGTON STATE '52

52-53	39	461	35	108	.324	18	31	.581			171	19	74-1			88	2.3
58-59	50	663	86	262	.328	37	64	.578			276	19	117-2			209	4.2
59-60	71	1330	201	539	.373	76	114	.667			590	32	270-10			478	6.7
60-61	75	1242	183	495	.370	106	153	.693			550	40	275-15			472	6.3
TOTALS	235	3696	505	1404	.360	237	362	.655			1587	110	736-28			1247	5.3

PLAYOFF RECORD

58-59	11	157	24	66	.364	6	13	.462			75	7	40-2			54	4.9
59-60	13	269	34	88	.386	16	22	.727			116	3	59-2			84	6.5
60-61	9	56	12	33	.364	7	12	.583			31	1	20-0			31	3.4
TOTALS	33	482	70	187	.374	29	47	.617			222	11	119-4			169	5.1

YEAR G MIN FGM FGA PCT FTM FTA PCT OFF DEF TOT AST PF-DQ ST BL PTS AVG

MARTY CONLON [#0, #30] 6'11" 245 LBS 01/19/68 PROVIDENCE '90

>> Transactions: Signed as a free agent on November 2, 1996...Rights renounced on July 7, 1997...Signed on October 21, 1999, but was on injured list from 11/1/99-12/12/99; waived on December 13, 1999.

96-97 74 1614 214 454 .471 144 171 .842 128 195 323 104 154-2 46 18 574 7.8
Three-Point Field Goals: 1996-97, 2-for-10 (.200).

KEVIN (CHUCK) CONNORS [#11] 6'7" 205 LBS 04/10/21 D: 11/10/92 SETON HALL

46-47 49 94 380 .247 39 84 .464 40 129 227 4.6
47-48 4 5 13 .385 2 3 .667 1 5 12 3.0
TOTALS 53 99 393 .252 41 87 .471 41 134 239 4.5

NORM COOK [#52] 6'9" 210 LBS 03/21/55 KANSAS '77

>> Transactions: First round draft choice (16th pick overall) in 1976...Waived on October 20, 1977.

76-77 25 138 27 72 .375 9 17 .529 10 17 27 5 27-0 10 3 63 2.5

PLAYOFF RECORD

76-77 1 3 2 2 1.000 0 0 .000 0 0 0 0 0-0 0 0 4 4.0

CHUCK COOPER [#11] 6'5" 220 LBS 09/29/26 D: 02/05/84 DUQUESNE '50

50-51 66 207 601 .344 201 267 .753 562 174 219-7 615 9.3
51-52 66 1976 197 545 .361 149 201 .741 502 134 219-8 543 8.2
52-53 70 1994 157 466 .337 144 190 .758 439 112 258-11 458 6.5
53-54 70 1101 78 261 .299 78 116 .672 304 74 150-1 234 3.3
TOTALS 272 639 1873 .341 572 774 .739 1807 494 846-27 1850 6.8

PLAYOFF RECORD

50-51 2 4 12 .333 2 5 .400 13 3 8-0 10 5.0
51-52 3 128 8 25 .320 17 19 .895 16 4 17-2 33 11.0
52-53 6 195 19 48 .396 27 27 .815 39 14 27-2 60 10.0
53-54 6 108 8 16 .500 11 8 .727 31 4 21-1 24 4.0
TOTALS 17 39 101 .386 49 62 .790 99 25 73-5 127 7.5

CHRIS CORCHIANI [#12] 6'1" 186 LBS 03/28/68 NORTH CAROLINA STATE '91

>> Transactions: Signed as a free agent on September 15, 1993...Not re-signed after the 1993-94 season.

93-94 51 467 40 94 .426 26 38 .684 8 36 44 86 47-0 22 2 117 2.3
Three-Point Field Goals: 1993-94, 11-for-38 (.289).

MEL COUNTS [#11] 7'0" 230 LBS 10/16/41 OREGON STATE '64

>> Transactions: First round draft choice (7th pick overall) in 1964...Traded to the Baltimore Bullets for Bailey Howell on September 1, 1966.

64-65 54 572 100 272 .368 58 74 .784 265 19 134-1 258 4.8
65-66 67 1021 221 549 .403 120 145 .828 432 50 207-5 562 8.4
TOTALS 121 1593 321 821 .391 178 219 .813 697 69 341-6 820 6.8

PLAYOFF RECORD

64-65 4 30 4 15 .267 1 1 1.000 11 1 10-0 9 2.3
65-66 10 82 14 39 .359 15 17 .882 40 3 26-0 43 4.3
TOTALS 14 112 18 54 .333 16 18 .889 51 4 36-0 52 3.7

BOB COUSY [#14] 6'1" 175 LBS 08/09/28 HOLY CROSS '50

>> Transactions: NBA rights drawn out of a hat by the Celtics in a dispersal of the Chicago Stags franchise in 1950...Traded to the Cincinnati Royals for Bill Dinwiddie on November 18, 1969.

50-51 69 401 1138 .352 276 365 .756 474 341 185-2 1078 15.6
51-52 66 2681 512 1388 .369 409 506 .808 421 441 190-5 1433 21.7
52-53 71 2945 464 1320 .352 479 587 .816 449 547 227-4 1407 19.8
53-54 72 2857 486 1262 .385 411 522 .787 394 518 201-3 1383 19.2
54-55 71 2747 522 1316 .397 460 570 .807 424 557 165-1 1504 21.2
55-56 72 2767 440 1223 .360 476 564 .844 492 642 206-2 1356 18.8
56-57 64 2364 478 1264 .378 363 442 .821 309 478 134-0 1319 20.6
57-58 65 2222 445 1262 .353 277 326 .850 322 463 136-1 1167 18.0
58-59 65 2403 484 1260 .384 329 385 .855 359 557 135-0 1297 20.0
59-60 75 2588 568 1481 .384 319 403 .792 352 715 146-2 1455 19.4
60-61 76 2468 513 1382 .371 352 452 .779 331 587 196-0 1378 18.1

YEAR	G	MIN	FGM	FGA	PCT	FTM	FTA	PCT	OFF	DEF	TOT	AST	PF-DQ	ST	BL	PTS	AVG
BOB COUSY REGULAR SEASON RECORD CONTINUED																	
61-62	75	2114	462	1181	.391	251	333	.754			261	584	135-0			1175	15.7
62-63	76	1975	392	988	.397	219	298	.735			193	515	175-0			1003	13.2
TOTALS	917	30131	6167	16465	.375	4621	5753	.803			4781	6945	2231-20			16955	18.5

PLAYOFF RECORD

50-51	2		9	42	.214	10	12	.833			15	12	8-0			28	14.0
51-52	3	138	26	65	.400	41	44	.932			12	19	13-1			93	31.0
52-53	6	270	46	120	.383	61	73	.836			25	37	21-0			153	25.5
53-54	6	260	33	116	.284	60	75	.800			32	38	20-0			126	21.0
54-55	7	299	53	139	.381	46	48	.958			43	65	26-0			152	21.7
55-56	3	124	28	56	.500	23	25	.920			24	26	4-0			79	26.3
56-57	10	440	67	207	.324	68	91	.747			61	93	27-0			202	20.2
57-58	11	457	67	196	.342	64	75	.853			71	82	20-0			198	18.0
58-59	11	460	72	221	.326	70	94	.745			76	119	28-0			214	19.5
59-60	13	468	80	262	.305	39	51	.765			48	116	27-0			199	15.3
60-61	10	337	50	147	.340	67	88	.761			43	91	33-1			167	16.7
61-62	14	474	86	241	.357	52	76	.684			64	123	43-0			224	16.0
62-63	13	413	72	204	.353	39	47	.830			32	116	44-2			183	14.1
TOTALS	109	4140	689	2016	.342	640	799	.801			546	937	314-4			2018	18.5

DAVE COWENS [#18]**6'8 1/2"****230 LBS****10/25/48****FLORIDA STATE '70**>> Transactions: First round draft choice (4th pick overall) in 1970...Traded to the Milwaukee Bucks for Quinn Buckner on September 9, 1982.

70-71	81	3076	550	1302	.422	273	373	.732			1216	228	350-15			1373	17.0
71-72	79	3186	657	1357	.484	175	243	.720			1203	245	314-10			1489	18.8
72-73	82	3425	740	1637	.452	204	262	.779			1329	333	311-7			1684	20.5
73-74	80	3352	645	1475	.437	228	274	.832	264	993	1257	354	294-7	95	101	1518	19.0
74-75	65	2632	569	1199	.475	191	244	.783	229	729	958	296	243-7	87	73	1329	20.4
75-76	78	3101	611	1305	.468	257	340	.756	335	911	1246	325	314-10	94	71	1479	19.0
76-77	50	1888	328	756	.434	162	198	.818	147	550	697	248	181-7	46	49	818	16.4
77-78	77	3215	598	1220	.490	239	284	.842	248	830	1078	351	297-5	102	67	1435	18.6
78-79	68	2517	488	1010	.483	151	187	.807	152	500	652	242	263-16	76	51	1127	16.6
79-80	66	2159	422	932	.453	95	122	.779	126	408	534	206	216-2	69	61	940	14.2
TOTALS	726	28551	5608	12193	.460	1975	2527	.782	1501	4921	10170	2828	2783-86	569	473	13192	18.2

Three Point Field Goals: 1979-80, 1-for-12 (.083).

PLAYOFF RECORD

71-72	11	441	71	156	.455	28	47	.596			152	33	50-2			170	15.5
72-73	13	598	129	273	.473	27	41	.659			216	48	54-2			285	21.9
73-74	18	712	161	370	.435	47	59	.797	60	180	240	66	85-2	21	17	369	20.5
74-75	11	479	101	236	.428	23	26	.885	49	132	181	46	50-2	18	6	225	20.5
75-76	18	798	156	341	.457	66	87	.759	87	209	296	83	85-4	22	13	378	21.0
76-77	9	379	66	148	.446	17	22	.773	29	105	134	36	37-3	8	13	149	16.6
79-80	9	301	49	103	.476	10	11	.909	18	48	66	21	37-0	9	7	108	12.0
TOTALS	89	3768	733	1627	.451	218	293	.744	243	674	1285	333	398-15	78	56	1684	18.9

Three-Point Field Goals: 1979-80, 0-for-2 (.000).

HAL CRISLER [#15]**6'3"****215 LBS****12/31/23 D: 11/02/87****SAN JOSE STATE**

46-47	4		2	6	.333	2	2	1.000				0	6			6	15
-------	---	--	---	---	------	---	---	-------	--	--	--	---	---	--	--	---	----

MARQUIS DANIELS [#4, 7, 8] 6'6"**200 LBS****09/23/79****IOWA '98**

>> Transactions: Signed as a free agent on September 1, 2009...Traded to Sacramento for a future conditional second round pick on February 23, 2011...Signed as a free agent on December 9, 2011.

09-10	51	937	124	249	.498	34	56	.607	27	68	95	66	91-0	27	6	288	5.6
10-11	49	938	114	232	.491	39	57	.684	24	89	113	64	63-0	39	22	271	5.5
11-12	38	484	52	143	.364	17	23	.739	16	50	66	47	36-0	21	9	121	3.2
TOTALS	130	2359	290	624	.465	90	136	.662	67	207	274	177	190-0	87	37	680	5.2

Three-Point Field Goals: 2009-10, 6-for-28 (.214); 2010-11, 4-for-21 (.190); 2011-12, 0-for-10 (.000). Totals: 10-for-59 (.170).

PLAYOFF RECORD

09-10	11	37	5	13	.385	6	6	1.000	5	5	10	1	4-0	0	0	17	1.5
11-12	15	92	11	19	.579	8	10	.800	1	9	10	3	13-0	2	1	30	2.0
TOTALS	26	129	16	32	.500	14	16	.875	6	14	20	4	17-0	2	1	47	1.8

Three-Point Field Goals: 2009-10, 1-for-2 (.400); 2011-12, 0-for-2 (.000). Totals: 1-for-4 (.250).

YEAR	G	MIN	FGM	FGA	PCT	FTM	FTA	PCT	OFF	DEF	TOT	AST	PF-DQ	ST	BL	PTS	AVG
------	---	-----	-----	-----	-----	-----	-----	-----	-----	-----	-----	-----	-------	----	----	-----	-----

GLEN DAVIS [#11] 6'9" 295 LBS 01/01/86 LOUISIANA STATE '07

>> Transactions: Draft rights acquired from the Seattle SuperSonics along with Ray Allen in exchange for Wally Szczerbiak, Delonte West and the draft rights to Jeff Green on June 28, 2007...Re-signed on August 10, 2009.

07-08	69	940	107	221	.484	99	150	.660	95	113	208	28	160-3	31	20	313	4.5
08-09	76	1637	199	450	.442	130	178	.730	112	179	301	69	230-3	54	19	530	7.0
09-10	54	933	122	279	.437	96	138	.696	101	104	205	35	132-2	21	14	340	6.3
10-11	78	2298	359	801	.448	195	265	.736	101	324	425	92	231-4	78	30	915	11.7
TOTALS	277	5808	787	1751	.449	520	731	.711	418	721	1139	224	753-12	183	83	2098	7.6

Three-Point Field Goals: 2007-08, None Attempted; 2008-09, 2-for-5 (.400); 2009-10, 0-for-4 (.000); 2010-11, 2-for-15 (.133) Totals: 4-for-24 (.167).

PLAYOFF RECORD

07-08	17	137	14	34	.412	11	18	.611	12	13	25	7	27-1	5	4	39	2.3
08-09	14	510	86	175	.491	49	69	.710	33	46	79	25	59-3	18	8	221	15.8
09-10	24	483	59	124	.476	57	79	.722	39	70	109	10	54-0	19	9	175	7.3
10-11	9	191	18	46	.391	8	11	.727	7	25	32	8	21-0	3	0	44	4.9
TOTALS	54	1321	177	379	.467	125	177	.706	91	154	245	50	161-4	45	21	479	8.9

Three-Point Field Goals: 2007-08, 0-for-1 (.000); 2008-09, None Attempted; 2009-10, 0-for-3 (.000); 2010-11, 0-for-1 (.000). Totals: 0-for-4 (.000).

RICKY DAVIS [#12] 6'7" 195 LBS 09/23/79 IOWA '98

>> Transactions: Acquired from the Cleveland Cavaliers along with Chris Mihm, Michael Stewart and a second round draft choice, in exchange for Tony Battie, Kedrick Brown and Eric Williams on December 15, 2003...Traded to the Minnesota Timberwolves along with Marcus Banks, Mark Blount and Justin Reed and two conditional second draft choices for Wally Szczerbiak, Michael Olowokandi, Dwayne Jones and a future first round draft choice on January 26, 2006.

03-04	57	1678	312	639	.488	145	198	.732	59	178	237	148	120-0	71	14	804	14.1
04-05	82	2696	481	1041	.462	286	351	.815	66	183	249	246	174-1	89	27	1309	16.0
05-06	42	1747	329	709	.464	129	164	.787	40	147	187	221	91-1	49	9	827	19.7
TOTALS	181	6121	1122	2389	.470	560	713	.785	165	508	673	615	385-2	209	50	2940	16.2

Three-Point Field Goals: 2003-04, 35-for-92 (.380); 2004-05, 61-for-180 (.339); 2005-06, 40-for-125 (.320). Totals: 136-for-397 (.340).

PLAYOFF RECORD

03-04	4	123	16	40	.400	11	16	.688	3	9	12	14	7-0	2	0	47	11.8
04-05	7	240	32	74	.432	20	26	.769	5	20	25	14	23-1	9	2	87	12.4
TOTALS	11	363	48	114	.421	31	42	.738	8	29	37	28	30-1	11	2	134	12.2

Three-Point Field Goals: 2003-04, 4-for-10 (.400); 2004-05, 3-for-9 (.333). Totals: 7-for-19 (.368).

TONY DAWSON [#45] 6'7" 220 LBS 08/25/67 FLORIDA STATE '89

>> Transactions: Signed to the first of two consecutive ten-day contracts on March 28, 1995...Was not re-signed after the 1994-95 season.

94-95	2	13	3	8	.375	1	1	1.000	0	3	3	1	4-0	0	0	8	4.0
-------	---	----	---	---	------	---	---	-------	---	---	---	---	-----	---	---	---	-----

Three-Point Field Goals: 1994-95, 1-for-3 (.333).

TODD DAY [#13] 6'6" 188 LBS 01/7/70 ARKANSAS '92

>> Transactions: Acquired from the Milwaukee Bucks with Alton Lister for Sherman Douglas on November 26, 1995...Rights were renounced on July 7, 1997 (also played 8 games for Milwaukee in 1995-96).

95-96	71	1636	277	746	.371	200	261	.766	62	140	202	102	198-1	77	48	849	12.0
96-97	81	2277	398	999	.398	256	331	.773	109	221	330	117	208-0	108	48	1178	14.5
TOTALS	152	3913	675	1745	.384	456	592	.769	171	361	532	219	406-1	185	96	2027	13.4

Three-Point Field Goals: 1995-96, 95-for-277 (.343); 1996-97, 126-for-348 (.362). Totals: 221-for-625 (.354).

DARREN DAYE [#20] 6'8" 221 LBS 11/30/60 UCLA '83

>> Transactions: Signed as a free agent on December 11, 1986 (also played 1 game for Chicago in 1986-87)...Waived on February 24, 1988.

86-87	61	724	101	202	.500	34	65	.523	37	87	124	75	98-0	25	7	236	3.9
87-88	47	655	112	217	.516	59	87	.678	30	46	76	71	68-0	29	4	283	6.0
TOTALS	108	1379	213	419	.508	93	152	.612	67	133	200	146	166-0	54	11	519	4.8

Three-Point Field Goals: 1986-87, None Attempted; 1987-88, 0-for-1 (.000). Totals: 0-for-1 (.000).

PLAYOFF RECORD

86-87	23	240	42	72	.583	32	37	.865	11	21	32	13	33-1	9	3	116	5.0
-------	----	-----	----	----	------	----	----	------	----	----	----	----	------	---	---	-----	-----

Three-Point Field Goals: Totals: None Attempted.

YEAR	G	MIN	FGM	FGA	PCT	FTM	FTA	PCT	OFF	DEF	TOT	AST	PF-DQ	ST	BL	PTS	AVG
------	---	-----	-----	-----	-----	-----	-----	-----	-----	-----	-----	-----	-------	----	----	-----	-----

ANDREW DECLERCQ [#45] 6'10" 230 LBS 02/01/73 FLORIDA '95

>> Transactions: Signed as a free agent on August 28, 1997...Traded with a 1999 first-round draft choice to the Cleveland Cavaliers for Vitaly Potapenko on March 11, 1999.

97-98	81	1523	169	340	.497	101	168	.601	180	212	392	59	277-3	85	49	439	5.4
98-99	14	258	28	57	.491	19	29	.655	33	30	63	10	51-1	13	9	75	5.4
TOTALS	95	1781	197	397	.496	120	197	.609	213	242	455	69	328-4	98	58	514	5.4

Three-Point Field Goals: 1997-98, 0-for-1 (.000); 1998-99, None Attempted. Totals: 0-for-1 (.000).

TONY DELK [#7] 6'2" 189 LBS 1/28/74 KENTUCKY '96

>> Transactions: Acquired from the Phoenix Suns with Rodney Rogers for Randy Brown, Milt Palacio, Joe Johnson and a 2002 first round draft choice on February 20, 2002...Traded with Antoine Walker to Dallas for Rael LaFrentz, Chris Mills, Jiri Welsch and a 2004 first round draft choice on October 20, 2003.

01-02	22	570	60	172	.349	22	30	.733	20	59	79	51	38-0	22	6	162	7.4
02-03	67	1873	233	560	.416	68	87	.782	41	191	232	146	124-0	72	10	654	9.8
TOTALS	89	2443	293	732	.400	90	117	.769	61	250	311	197	162-0	94	16	816	9.2

Three-Point Field Goals: 2001-02, 20-for-67 (.299); 2002-03, 120-for-304 (.395). Totals: 140-for-371 (.377).

PLAYOFF RECORD

01-02	14	227	23	65	.354	7	12	.583	8	26	34	16	13-0	8	5	66	4.7
02-03	10	368	54	114	.474	28	32	.875	5	42	47	36	24-0	12	4	158	15.8
TOTALS	24	595	77	179	.430	35	44	.795	13	68	81	52	37-0	20	9	224	9.3

Three-Point Field Goals: 2001-02, 13-for-33 (.394); 2002-03, 22-for-49 (.449). Totals: 35-for-82 (.427).

DAN DICKAU [#20] 6'0" 190 LBS 09/16/78 GONZAGA '02

>> Transactions: Signed as a free agent on September 30, 2005...Traded to the Portland Trail Blazers along with Rael LaFrentz and Boston's 2006 first round draft pick (#7 pick overall) for Sebastian Telfair, Theo Ratliff and a second round draft pick in 2008 on June 28, 2006.

05-06	19	234	17	46	.370	18	18	1.000	5	11	16	40	40-1	11	1	62	3.3
-------	----	-----	----	----	------	----	----	-------	---	----	----	----	------	----	---	----	-----

Three-Point Field Goals: 2005-06, 10-for-20 (.500).

DICK DICKEY [#23] 6'1" 175 LBS 10/26/26 NORTH CAROLINA STATE '50

51-52	45	440	40	136	.294	47	69	.681			81	50	79-2			127	2.8
-------	----	-----	----	-----	------	----	----	------	--	--	----	----	------	--	--	-----	-----

PLAYOFF RECORD

51-52	3	31	1	8	.125	6	7	.857			3	5	7-0			8	2.7
-------	---	----	---	---	------	---	---	------	--	--	---	---	-----	--	--	---	-----

ERNIE DIGREGORIO [#7] 6'0" 180 LBS 01/15/51 PROVIDENCE '73

>> Transactions: Signed as a free agent on February 1, 1978 (played 25 games for Los Angeles in 1977-78)...Invited to Celtics training camp in 1981 but left on October 4, 1981.

77-78	27	274	47	109	.431	12	13	.923	2	25	27	66	22-0	12	1	106	3.9
-------	----	-----	----	-----	------	----	----	------	---	----	----	----	------	----	---	-----	-----

BILL DINWIDDIE [#27] 6'7" 200 LBS 07/15/43 NEW MEXICO HIGHLANDS '66

>> Transactions: Acquired from the Cincinnati Royals for the playing rights to Bob Cousy on November 18, 1969...Traded to the Milwaukee Bucks for cash and future draft choices on October 11, 1971.

69-70	INJURED																
70-71	61	717	123	328	.375	54	74	.730			209	34	90-1			300	4.9

BOB DOLL [#19] 6'5" 195 LBS 08/10/19 D: 09/18/59 COLORADO '42

48-49	47		145	438	.331	80	117	.684				117	118			370	7.9
49-50	47		120	347	.346	75	114	.658				108	117			315	6.7
TOTALS	94		265	785	.338	155	231	.671				225	235			685	7.3

BOB DONHAM [#12] 6'2" 190 LBS 10/11/26 D: 09/21/83 OHIO STATE '50

>> Transactions: Third round draft choice in 1950.

50-51	68		151	298	.507	114	229	.498			235	139	179-3			416	6.1
51-52	66	1980	201	413	.487	149	293	.509			330	228	223-9			551	8.3
52-53	71	1435	169	353	.479	113	240	.471			239	153	213-8			451	6.4
53-54	68	1451	141	315	.448	118	213	.554			267	186	235-11			400	5.9
TOTALS	273		662	1379	.480	494	975	.507			1071	706	850-31			1818	6.7

PLAYOFF RECORD

50-51	2		4	9	.444	5	12	.417			8	2	9-1			13	6.5
51-52	3	112	9	19	.474	9	18	.500			13	17	16-1			27	9.0
52-53	6	138	11	38	.289	11	27	.407			21	13	24-3			33	5.5
53-54	6	98	7	15	.467	6	19	.316			12	6	32-4			20	3.3
TOTALS	17		31	81	.383	31	76	.408			54	38	81-9			93	5.5

YEAR	G	MIN	FGM	FGA	PCT	FTM	FTA	PCT	OFF	DEF	TOT	AST	PF-DQ	ST	BL	PTS	AVG
------	---	-----	-----	-----	-----	-----	-----	-----	-----	-----	-----	-----	-------	----	----	-----	-----

KEYON DOOLING [#51] 6'3" 195 LBS 05/08/80 MISSOURI '00

>> Transactions: Acquired from Milwaukee along with a protected second round pick in exchange for the draft rights to Albert Miralles on December 9, 2011...Re-signed on July 31, 2012...Waived on September 20, 2012.

11-12	46	662	66	163	.405	23	31	.742	3	36	39	51	57-0	13	2	182	4.0
Three-Point Field Goals: 2011-12, 17-for-81 (.333).																	

PLAYOFF RECORD

11-12	20	212	21	48	.438	2	3	.667	2	13	15	14	30-1	6	4	55	2.8
Three-Point Field Goals: 2011-12, 11-for-28 (.393).																	

SHERMAN DOUGLAS [#4, #20] 6'1" 198 LBS 09/15/66 SYRACUSE '89

>> Transactions: Acquired from the Miami Heat for Brian Shaw on January 10, 1992 (also played 5 games for Miami in 1991-92)...Traded to the Milwaukee Bucks for Todd Day and Alton Lister on November 26, 1995 (also played 69 games for Milwaukee in 1995-96).

91-92	37	654	101	222	.455	68	100	.680	12	45	57	153	68-0	21	9	271	7.3
92-93	79	1932	264	530	.498	84	150	.560	65	97	162	508	166-1	49	10	618	7.8
93-94	78	2789	425	919	.462	177	276	.641	70	123	193	683	171-2	89	11	1040	13.3
94-95	65	2048	365	769	.475	204	296	.689	48	122	170	446	152-0	80	2	954	14.7
95-96	10	234	36	84	.429	25	40	.625	6	17	23	39	16-0	2	0	98	9.8
TOTALS	269	7657	1191	2524	.472	558	862	.647	201	404	605	2129	573-3	241	32	2981	11.1

Three-Point Field Goals: 1991-92, 1-for-9 (.111); 1992-93, 6-for-29 (.207); 1993-94, 13-for-56 (.232); 1994-95, 20-for-82 (.244); 1995-96, 1-for-7 (.143). Totals: 41-for-183 (.224).

PLAYOFF RECORD

91-92	6	65	9	25	.360	1	2	.500	1	3	4	10	8-0	0	0	19	3.2
92-93	4	166	17	45	.378	10	15	.667	12	14	26	38	10-0	4	0	44	11.0
94-95	4	168	24	68	.353	8	11	.727	4	16	20	33	12-0	4	1	60	15.0
TOTALS	14	399	50	138	.362	19	28	.679	17	33	50	81	30-0	8	1	123	8.8

Three-Point Field Goals: 1991-92, 0-for-2 (.000); 1992-93, 0-for-3 (.000); 1994-95, 4-for-12 (.333). Totals: 4-for-17 (.235).

STEVE DOWNING [#32] 6'8" 225 LBS 09/09/50 INDIANA '73

>> Transactions: First round draft choice (17th pick overall) in 1973...Waived on November 21, 1974.

73-74	24	137	21	64	.328	22	38	.579	14	25	39	11	33-0	5	0	64	2.7
74-75	3	9	0	2	.000	0	2	.000	0	2	2	0	0-0	0	0	0	0.0
TOTALS	27	146	21	66	.318	22	40	.550	14	27	41	11	33-0	5	0	64	2.4

PLAYOFF RECORD

73-74	1	4	1	2	.500	0	0	.000	2	0	2	0	1-0	0	0	2	2.0
-------	---	---	---	---	------	---	---	------	---	---	---	---	-----	---	---	---	-----

NATE DRIGGERS [#27] 6'4" 215 LBS 10/12/73 MONTEVALLO '95

>> Transactions: Signed as a free agent on September 10, 1996...Waived on October 31, 1996...Re-signed on November 8, 1996...Waived on November 25, 1996...Re-signed to a ten-day contract on April 4, 1997...Re-signed for the remainder of the season on April 14, 1997...Rights renounced on July 7, 1997.

96-97	15	132	13	43	.302	10	14	.714	12	10	22	6	10-0	3	2	36	2.4
Three-Point Field Goals: 1996-97, 0-for-9 (.000).																	

TERRY DUEROD [#40] 6'2" 180 LBS 07/29/56 DETROIT '79

>> Transactions: Signed as a free agent on December 4, 1980 (also played 18 games for Dallas in 1980-81)...Waived on October 26, 1982.

80-81	32	114	30	73	.411	13	14	.929	2	3	5	6	8-0	5	0	79	2.5
81-82	21	146	34	77	.442	4	12	.333	6	9	15	12	9-0	3	1	72	3.4
TOTALS	53	260	64	150	.427	17	26	.654	8	12	20	18	17-0	8	1	151	2.8

Three-Point Field Goals: 1980-81, 6-for-10 (.600); 1981-82, 0-for-1 (.000).

PLAYOFF RECORD

80-81	10	12	4	10	.400	0	0	.000	0	0	0	0	0-0	1	0	8	0.8
Three-Point Field Goals: 0-for-2 (.000).																	

BOB DUFFY [#17] 6'4" 175 LBS 07/05/22 TULANE

46-47	6		2	7	.286	4	4	1.000				0	4			8	1.3
Also played 11 games for Chicago in 1946-47.																	

ANDY DUNCAN [#21] 6'6" 195 LBS 04/17/22 KENTUCKY/WILLIAM & MARY

50-51	14		7	40	.175	15	22	.682			30	8	27-0			29	2.1
-------	----	--	---	----	------	----	----	------	--	--	----	---	------	--	--	----	-----

YEAR	G	MIN	FGM	FGA	PCT	FTM	FTA	PCT	OFF	DEF	TOT	AST	PF-DQ	ST	BL	PTS	AVG
------	---	-----	-----	-----	-----	-----	-----	-----	-----	-----	-----	-----	-------	----	----	-----	-----

ACIE EARL [#55]**6'10"****265 LBS****06/23/70****IOWA '93**>> Transactions: First round draft choice (10th pick overall) in 1993...Selected by the Toronto Raptors in the NBA expansion draft on June 24, 1995.

93-94	74	1149	151	372	.406	108	160	.675	85	162	247	12	178-5	24	53	410	5.5
94-95	30	208	26	68	.382	14	29	.483	19	26	45	2	29-0	6	8	66	2.2
TOTALS	104	1357	177	440	.402	122	189	.646	104	188	292	14	207-5	30	61	476	4.6

Three-Point Field Goals: 1993-94, 0-for-1 (.000); 1994-95, None Attempted. Totals: 0-for-1 (.000).

PLAYOFF RECORD

94-95	1	10	1	3	.333	0	2	.000	1	1	2	0	4-0	0	0	2	2.0
-------	---	----	---	---	------	---	---	------	---	---	---	---	-----	---	---	---	-----

Three-Point Field Goals: 1994-95, None Attempted.

TYUS EDNEY [#20]**5'10"****152 LBS****02/14/73****UCLA '95**

>> Transactions: Signed as a free agent on August 22, 1997...Became a free agent after the Celtics did not exercise the option for the 1998-99 season on June 30, 1998.

97-98	52	623	93	216	.431	88	111	.793	20	35	55	139	69-0	51	1	277	5.3
-------	----	-----	----	-----	------	----	-----	------	----	----	----	-----	------	----	---	-----	-----

Three-Point Field Goals: 3-for-10 (.300).

THEODORE (BLUE) EDWARDS [#30]**6'4"****228 LBS****10/31/65****EAST CAROLINA '89**

>> Transactions: Acquired from the Milwaukee Bucks with Derek Strong for Ed Pinckney and the draft rights to Andrei Fetisov on June 29, 1994 (also played 36 games for Utah in 1994-95)...Traded to the Utah Jazz for Jay Humphries and a 1995 second-round draft choice on February 3, 1995.

94-95	31	507	83	195	.426	43	48	.896	25	40	65	47	64-0	19	10	220	7.1
-------	----	-----	----	-----	------	----	----	------	----	----	----	----	------	----	----	-----	-----

Three-Point Field Goals: 11-for-43 (.256).

ED EHLERS [#14]**6'3"****198 LBS****03/10/23 D: 06/17/13****PURDUE '47**>> Transactions: Boston's first-ever first round draft choice (1st pick overall) in 1947.

47-48	40		104	417	.249	78	144	.542				44	92			286	7.2
48-49	59		182	583	.312	150	225	.667				133	119			514	8.7
TOTALS	99		286	1000	.286	228	369	.618				177	211			800	8.1

DON ELIASON [#14]**6'2"****222 LBS****07/24/18****HAMLINE '42**

46-47	1		0	1	.000	0	0	.000				0	1			0	0.0
-------	---	--	---	---	------	---	---	------	--	--	--	---	---	--	--	---	-----

PERVIS ELLISON [#29]**6'10"****242 LBS****04/03/67****LOUISVILLE '89**

>> Transactions: Signed as an unrestricted free agent on August 1, 1994...Not re-signed after the 1999-2000 season.

94-95	55	1083	152	300	.507	71	99	.717	124	185	309	34	179-5	22	54	375	6.8
95-96	69	1431	145	295	.492	75	117	.641	151	300	451	62	207-2	39	99	365	5.3
96-97	6	125	6	16	.375	3	5	.600	17	26	26	4	21-1	5	9	15	2.5
97-98	33	447	40	70	.571	20	34	.588	52	57	109	31	90-2	20	31	100	3.0
98-99	0	0	0	0	.000	0	0	.000	0	0	0	0	0-0	0	0	0	0.0
99-00	30	269	19	43	.442	15	21	.714	29	38	67	13	67-1	10	8	53	1.8
TOTALS	193	2355	362	724	.500	184	276	.667	373	606	962	144	564-11	96	201	908	4.7

Three-Point Field Goals: 1994-95, 0-for-2 (.000); 1995-96, None Attempted; 1996-97, None Attempted; 1997-98, None Attempted; 1998-99, None Attempted; 1999-00, None Attempted; Totals: 0-for-2 (.000).

WAYNE EMBRY [#28]**6'8"****255 LBS****03/26/37****MIAMI (OH) '58**

>> Transactions: Acquired from the Cincinnati Royals for cash and a draft choice on September 15, 1966...Selected by the Milwaukee Bucks in the NBA expansion draft on May 6, 1968.

66-67	72	729	147	359	.409	82	144	.569			294	42	137-0			376	5.2
67-68	78	1088	193	483	.400	109	185	.589			321	52	174-1			495	6.3
TOTALS	150	1817	340	842	.404	191	329	.581			615	94	311-1			871	5.8

PLAYOFF RECORD

66-67	5	38	12	31	.387	2	4	.500			13	3	9-0			26	5.2
67-68	16	162	23	59	.390	13	29	.448			45	6	36-0			59	3.7
TOTALS	21	200	35	90	.389	15	33	.455			58	9	45-0			85	4.0

GENE ENGLUND [#10]**6'5"****205 LBS****10/21/17 D: 11/05/95****WISCONSIN '41**

49-50	24		55	148	.372	86	106	.811				17	97			196	8.2
-------	----	--	----	-----	------	----	-----	------	--	--	--	----	----	--	--	-----	-----

Also played 22 games for Tri-Cities in 1948-49.

YEAR	G	MIN	FGM	FGA	PCT	FTM	FTA	PCT	OFF	DEF	TOT	AST	PF-DQ	ST	BL	PTS	AVG
------	---	-----	-----	-----	-----	-----	-----	-----	-----	-----	-----	-----	-------	----	----	-----	-----

SEMIH ERDEN [#86] **7'0"** **240 LBS** **07/28/86** **TURKEY**
>> Transactions: Second round draft choice (60th pick overall) in the 2008 NBA Draft...Signed July 5, 2010...Traded along with Luke Harangody to the Cleveland Cavaliers in exchange for a second round draft pick on February 24, 2011.

10-11	37	531	58	97	.598	34	54	.630	31	76	107	19	92-1	13	21	150	4.1
Three-Point Field Goals: 2010-11, None Attempted.-																	

JOHN EZERSKY [#10, #16] **6'3"** **175 LBS** **1921** **ST. JOHN'S**
48-49 18 68 185 .368 49 80 .613 29 49 185 10.3
49-50 16 36 136 .265 35 51 .686 22 39 107 6.7
TOTALS 34 104 321 .324 84 131 .641 51 88 292 8.6

Also played 11 games for Providence and 27 games for Baltimore in 1948-49. Also played 38 games for Baltimore in 1949-50.

PHIL FARBMAN [#8] **6'2"** **185 LBS** **04/03/24** **CCNY '48**
48-49 21 21 78 .269 30 38 .789 18 36 72 3.4
Also played 27 games for Philadelphia in 1948-49.

WARREN FENLEY [#7] **6'3"** **190 LBS** **02/08/22** **MANHATTAN**
46-47 33 51 138 .225 23 45 .511 16 59 85 2.6

ERIC FERNSTEN [#45] **6'10"** **210 LBS** **11/01/53** **SAN FRANCISCO '75**
>> Transactions: Signed as a free agent on June 27, 1979...Waived on October 28, 1982.
79-80 56 431 71 153 .464 33 52 .635 40 56 96 28 43-0 17 12 175 3.1
80-81 45 279 38 79 .481 20 30 .667 29 33 62 10 29-0 6 7 96 2.1
81-82 43 202 19 49 .388 19 30 .633 12 30 42 8 23-0 5 7 57 1.3
TOTALS 144 912 128 281 .456 72 112 .643 81 119 200 46 95-0 28 26 328 2.3
Three-Point Field Goals: None Attempted.

PLAYOFF RECORD
79-80 5 18 2 6 .333 2 3 .667 3 2 5 0 1-0 0 3 6 1.2
80-81 8 14 0 3 .000 2 3 .667 1 3 4 1 3-0 1 0 2 0.3
81-82 5 11 1 2 .500 1 2 .500 2 0 2 0 0-0 0 0 3 0.6
TOTALS 18 43 3 11 .273 5 8 .625 6 5 11 1 4-0 1 3 11 0.6
Three-Point Field Goals: None Attempted.

HENRY FINKEL [#29] **7'0"** **245 LBS** **04/20/42** **DAYTON '66**
>> Transactions: Sold by the San Diego Clippers for cash and a draft choice on August 22, 1969...Retired after the 1974-75 season.
69-70 80 1866 310 683 .454 156 233 .670 613 103 292-13 776 9.7
70-71 80 1234 214 489 .438 93 127 .732 343 79 196-5 521 6.5
71-72 78 736 103 254 .406 45 74 .581 251 61 118-4 249 3.2
72-73 76 496 78 173 .451 28 52 .538 151 26 83-0 184 2.4
73-74 60 427 60 427 .462 28 43 .651 41 94 135 27 62-1 3 7 148 2.5
74-75 62 518 52 518 .403 23 43 .535 33 79 112 32 72-0 7 3 127 2.0
TOTALS 436 5277 817 1858 .440 371 572 .649 74 173 1605 328 823-23 10 10 2005 4.6

PLAYOFF RECORD
71-72 8 68 10 22 .455 0 0 .000 24 3 11-0 1 0 20 2.5
72-73 7 23 6 9 .667 0 0 .000 6 3 4-0 0 0 12 1.7
73-74 8 46 8 18 .444 1 1 1.000 5 5 10 3 9-0 1 0 17 2.1
74-75 7 25 3 7 .429 3 5 .600 3 3 6 4 2-0 0 0 9 1.3
TOTALS 30 162 27 56 .482 4 6 .667 8 8 46 13 26-0 2 0 58 1.9

MICHAEL FINLEY [#40] **6'7"** **225 LBS** **03/06/73** **WISCONSIN '95**
>> Transactions: Signed as a free agent on March 6, 2010.
09-10 21 314 44 87 .506 2 6 .333 1 32 33 27 21-0 4 2 109 5.2
Three-Point Field Goals: 2009-10, 19-for-41 (.463).

PLAYOFF RECORD
09-10 18 108 5 20 .250 2 2 1.000 1 10 11 4 4-0 4 0 15 0.8
Three-Point Field Goals: 2009-10, 3-for-11 (.273).

JACK FOLEY [#21] **6'3"** **185 LBS** **11/17/40** **HOLY CROSS '62**
62-63 5 46 13 26 .500 6 8 .750 7 0 32 6.4
Also played 6 games for New York in 1962-63.

YEAR	G	MIN	FGM	FGA	PCT	FTM	FTA	PCT	OFF	DEF	TOT	AST	PF-DQ	ST	BL	PTS	AVG
------	---	-----	-----	-----	-----	-----	-----	-----	-----	-----	-----	-----	-------	----	----	-----	-----

CHRIS FORD [#42]**6'5"****190 LBS****01/11/49****VILLANOVA '72**

>> Transactions: Acquired from the Detroit Pistons with a 1981 second-round draft choice for Earl Tatum on August 19, 1978 (also played 3 games for Detroit in 1978-79)...Waived on October 25, 1982.

78-79	78	2629	525	1107	.474	165	219	.753	115	141	256	369	200-2	114	24	1215	15.6
79-80	73	2115	330	709	.465	86	114	.754	77	104	181	215	178-0	111	27	816	11.2
80-81	82	2723	314	707	.444	64	87	.736	72	91	163	295	212-2	100	23	728	8.9
81-82	76	1591	188	450	.418	39	56	.696	52	56	108	142	143-0	42	10	435	5.7
TOTALS	309	9058	1357	2973	.456	354	476	.744	316	392	708	1021	733-4	367	84	3194	10.3

Three-Point Field Goals: 1979-80, 70-for-164 (.427); 1980-81, 36-for-109 (.330); 1981-82, 20-for-63 (.317). Totals: 126-for-336 (.375).

PLAYOFF RECORD

79-80	9	279	34	79	.430	12	15	.800	9	16	25	21	35-1	14	6	82	9.1
80-81	17	507	66	146	.452	15	25	.600	13	32	45	46	47-0	14	1	154	9.1
81-82	12	138	20	42	.476	5	7	.714	6	9	15	15	15-0	3	1	47	3.9
TOTALS	38	924	120	267	.449	32	47	.681	28	57	85	82	97-1	31	8	283	7.4

Three-Point Field Goals: 1979-80, 2-for-13 (.154); 1980-81, 7-for-25 (.280); 1981-82, 2-for-7 (.286). Totals: 11-for-45 (.244).

JOSEPH FORTE [#40]**6'4"****194 LBS****03/23/81****NORTH CAROLINA '03**

>> Transactions: First round draft choice (21st pick overall) in 2001...Traded with Kenny Anderson and Vitaly Potapenko to the Seattle SuperSonics for Vin Baker and Shammond Williams on July 22, 2002.

01-02	8	39	1	12	.083	4	4	1.000	1	5	6	6	1-0	2	0	6	0.8
Three-Point Field Goals: 2001-02, 0-for-3 (.000).																	

DANNY FORTSON [#27]**6'7"****260 LBS****03/27/76****CINCINNATI '98**

>> Transactions: Acquired from the Denver Nuggets with Eric Williams, Eric Washington and a first-round draft choice for Ron Mercer, Popeye Jones and Dwayne Schintzius on August 3, 1999...Traded with a future draft choice to the Toronto Raptors for Alvin Williams, Sean Marks and cash considerations on February 9, 2000; trade later voided because Williams failed a physical...Traded to the Golden State Warriors as part of a four-team deal in which Boston received Robert Pack, John Williams and cash considerations from the Dallas Mavericks and a conditional first-round draft choice from the Utah Jazz, Dallas received Dana Barros from Boston, Bill Curley from Golden State and Howard Eisley from Utah, Utah received Donyell Marshall from Golden State and Bruno Sundov from Dallas and Golden State received Adam Keefe from Utah on August 16, 2000.

99-00	55	856	140	265	.528	139	189	.735	141	225	366	29	180-4	20	5	419	7.6
Three-Point Field Goals: 1999-2000, None Attempted.																	

RICK FOX [#44]**6'7"****249 LBS****07/24/69****NORTH CAROLINA '91**

>> Transactions: First round draft choice (24th pick overall) in 1991...Rights were renounced on July 7, 1997... Traded by the Los Angeles Lakers with Gary Payton and a conditional first round draft choice for Chucky Atkins, Jumaane Jones and Chris Mihm on August 13, 2004...Waived to facilitate retirement.

91-92	81	1535	241	525	.459	139	184	.755	73	147	220	126	230-3	78	30	644	8.0
92-93	71	1082	184	380	.484	81	101	.802	55	104	159	113	133-1	61	21	453	6.4
93-94	82	2096	340	728	.467	174	230	.757	105	250	355	217	244-4	81	52	887	10.8
94-95	53	1039	169	351	.481	95	123	.772	61	94	155	139	154-1	52	19	464	8.8
95-96	81	2588	421	928	.454	196	254	.772	158	292	450	369	290-5	113	41	1137	14.0
96-97	76	2650	433	950	.456	207	263	.787	114	280	394	286	221-1	167	40	1174	15.4
TOTALS	444	10990	1788	3862	.463	892	1155	.772	566	1167	1733	1250	1272-15	552	203	4759	10.7

Three-Point Field Goals: 1991-92, 23-for-70 (.329); 1992-93, 4-for-23 (.174); 1993-94, 33-for-100 (.330); 1994-95, 31-for-75 (.413); 1995-96, 99-for-272 (.364); 1996-97, 101-for-278 (.363). Totals: 291-for-818 (.356).

PLAYOFF RECORD

91-92	8	67	11	23	.478	4	4	1.000	3	3	6	4	11-0	2	2	29	3.6
92-93	4	71	7	25	.280	2	2	1.000	8	11	19	5	7-0	2	1	17	4.3
94-95	INJURED																

TOTALS	12	138	18	48	.375	6	6	1.000	11	14	25	9	18-0	4	3	46	3.8
---------------	-----------	------------	-----------	-----------	-------------	----------	----------	--------------	-----------	-----------	-----------	----------	-------------	----------	----------	-----------	------------

Three-Point Field Goals: 1991-92, 3-for-6 (.500); 1992-93, 1-for-3 (.333). Totals: 4-for-9 (.444).

KEVIN GAMBLE [#34]**6'5"****210 LBS****11/13/65****IOWA '87**

>> Transactions: Signed as a free agent on December 15, 1988...Contract expired at the end of the 1993-94 season.

88-89	44	375	75	136	.551	35	55	.636	11	31	42	34	40-0	14	3	187	4.3
89-90	71	990	137	301	.455	85	107	.704	42	70	112	119	77-1	28	8	362	5.1
90-91	82	2706	548	933	.587	185	227	.815	85	182	267	256	237-6	100	34	1281	15.6
91-92	82	2496	480	908	.529	139	157	.885	80	206	286	219	200-2	75	37	1108	13.5
92-93	82	2541	459	906	.507	123	149	.826	46	200	246	226	185-1	86	37	1093	13.3
93-94	75	1880	368	804	.458	103	126	.817	41	118	159	149	134-0	57	22	864	11.5
TOTALS	436	10988	2067	3988	.518	670	821	.816	305	807	1112	1003	873-10	360	141	4895	11.2

Three-Point Field Goals: 1988-89, 2-for-11 (.182); 1989-90, 3-for-18 (.167); 1990-91, 0-for-7 (.000); 1991-92, 9-for-31 (.290); 1992-93, 52-for-139 (.374); 1993-94, 25-for-103 (.243). Totals: 91-for-309 (.294).

YEAR	G	MIN	FGM	FGA	PCT	FTM	FTA	PCT	OFF	DEF	TOT	AST	PF-DQ	ST	BL	PTS	AVG
KEVIN GAMBLE PLAYOFF RECORD																	
88-89	1	29	4	11	.364	0	2	.000	1	0	1	2	1-0	1	0	8	8.0
89-90	3	8	3	5	.600	0	0	.000	1	0	1	2	1-0	0	0	6	2.0
90-91	11	238	29	60	.483	8	12	.667	3	10	13	19	24-0	4	2	66	6.0
91-92	10	335	62	131	.473	12	15	.800	13	29	42	23	26-0	12	6	136	13.6
92-93	4	142	23	42	.548	4	4	1.000	3	6	9	10	11-0	6	1	55	13.8
TOTALS	29	752	121	249	.486	24	33	.727	21	45	66	56	63-0	23	9	271	9.3

Three-Point Field Goals: 1988-89, 0-for-1 (.000); 1991-92, 0-for-2 (.000); 1992-93, 5-for-12 (.417). Totals: 5-for-15 (.333).

JACK GARFINKEL #15, #21 6'0" 190 LBS 06/13/18 ST. JOHN'S '41																	
46-47	40		81	304	.266	17	28	.607				58	62			179	4.5
47-48	43		114	380	.300	35	46	.761				59	78			263	6.1
48-49	9		12	70	.171	10	14	.714				17	19			34	3.8
TOTALS	92		207	754	.275	62	88	.705				134	159			476	5.2

PLAYOFF RECORD

47-48	3		7	23	.304	8	10	.800				7	15			22	7.3
-------	---	--	---	----	------	---	----	------	--	--	--	---	----	--	--	----	-----

KEVIN GARNETT #5] 6'11" 253 LBS 05/19/76 FARRAGUT ACADEMY (IL) '95

>> Transactions: Acquired from Minnesota on July 31, 2007 in exchange for Ryan Gomes, Gerald Green, Al Jefferson, Theo Ratliff, Sebastian Telfair and two future first round draft choices...Traded to Brooklyn along with Paul Pierce, Jason Terry and D.J. White in exchange for Gerald Wallace, Kris Humphries, Keith Bogans, MarShon Brooks, Kris Joseph, three future first round draft choices and the option to switch first round draft picks in 2017 on July 12, 2013.

07-08	71	2328	534	990	.539	269	336	.801	135	520	655	244	163-1	100	91	1337	18.8
08-09	57	1772	393	740	.531	111	132	.841	78	407	485	144	128-2	63	68	899	15.8
09-10	69	2060	402	772	.521	185	221	.837	78	428	506	185	170-1	68	57	990	14.3
10-11	71	2220	434	822	.528	187	217	.862	83	548	631	171	148-1	95	57	1056	14.9
11-12	60	1864	391	777	.503	162	189	.857	66	428	494	175	141-1	56	61	947	15.8
12-13	68	2022	422	850	.496	158	201	.786	75	455	530	159	154-1	78	62	1004	14.8
TOTALS	396	12266	2576	4951	.520	1072	1296	.827	515	2786	3301	1078	904-7	460	396	6233	15.7

Three-Point Field Goals: 2007-08, 0-for-11 (.000); 2008-09, 2-for-8 (.250); 2009-10, 1-for-5 (.200); 2010-11, 1-for-5 (.200); 2011-12, 3-for-9 (.333); 2012-13, 2-for-16 (.125). Totals: 9-for-54 (.167).

PLAYOFF RECORD

07-08	26	987	217	438	.495	94	116	.810	72	202	274	87	74-0	35	29	530	20.4
08-09	Did Not Play - Injured																
09-10	23	766	149	301	.495	47	56	.839	32	138	170	58	74-0	26	20	345	15.0
10-11	9	328	56	127	.441	22	29	.759	21	77	98	23	27-0	17	9	134	14.9
11-12	20	737	159	320	.497	65	80	.813	31	175	206	30	59-0	23	29	384	19.2
12-13	6	212	30	60	.500	16	17	.941	9	73	82	21	23-0	5	6	76	12.7
TOTALS	84	3030	611	1246	.490	244	298	.819	165	665	830	219	257-0	106	93	1469	17.5

Three-Point Field Goals: 2007-08, 2-for-8 (.250); 2008-09, None Attempted; 2009-10, 0-for-0 (.000); 2010-11, 0-for-1 (.000); 2011-12, 1-for-4 (.250); 2012-13, 0-for-2 (.000). Totals: 3-for-17 (.177).

MARLON GARNETT #20] 6'2" 186 LBS 07/03/75 SANTA CLARA '97

>> Transactions: Signed as a free agent on January 21, 1999...Waived on May 5, 1999.

98-99	24	205	15	51	.294	15	20	.750	3	18	21	18	18-0	5	1	51	2.1
-------	----	-----	----	----	------	----	----	------	---	----	----	----	------	---	---	----	-----

Three-Point Field Goals: 1998-99, 6-for-23 (.261).

WARD GIBSON 6'5" 198 LBS 12/06/21 D: 02/01/58 CREIGHTON '47

49-50	2		3	4	.750	1	4	.250				1	3			7	3.5
-------	---	--	---	---	------	---	---	------	--	--	--	---	---	--	--	---	-----

Also played 30 games for Waterloo in 1949-50.

J.R. GIDDENS #4] 6'5" 215 LBS 02/13/85 NEW MEXICO '08

>> Transactions: Selected in the first round (30th pick overall) of the 2008 NBA Draft...Traded to New York along with Eddie House and Bill Walker in exchange for Nate Robinson and Marcus Landry on February 18, 2010.

08-09	6	8	2	3	.667	0	0	.000	2	1	3	0	1-0	1	0	4	0.7
09-10	21	98	9	21	.429	6	12	.500	4	16	20	6	10-0	4	1	24	1.1
TOTALS	27	106	11	24	.458	6	12	.500	6	17	23	6	11-0	5	1	28	1.0

Three-Point Field Goals: 2008-09, 0-for-0 (.000); 2009-10, 0-for-2 (.000). Totals: 0-for-2 (.000).

ARTIS GILMORE #53] 7'2" 265 LBS 09/21/49 JACKSONVILLE '71

>> Transactions: Signed as a free agent on January 8, 1988 (also played 24 games for Chicago in 1987-88)...Contract expired at the end of the 1987-88 season.

87-88	47	521	58	101	.574	48	91	.527	54	94	148	12	94-0	10	18	164	3.5
-------	----	-----	----	-----	------	----	----	------	----	----	-----	----	------	----	----	-----	-----

Three-Point Field Goals: None Attempted.

YEAR	G	MIN	FGM	FGA	PCT	FTM	FTA	PCT	OFF	DEF	TOT	AST	PF-DQ	ST	BL	PTS	AVG
------	---	-----	-----	-----	-----	-----	-----	-----	-----	-----	-----	-----	-------	----	----	-----	-----

ARTIS GILMORE PLAYOFF RECORD																	
87-88	14	86	4	8	.500	7	14	.500	4	16	20	1	14-0	0	4	15	1.1
Three-Point Field Goals: None Attempted.																	

CLARENCE GLOVER [#28] 6'8" 210 LBS 11/01/47 WESTERN KENTUCKY '71																	
>> Transactions: First round draft choice (10 th pick overall) in 1971.																	
71-72	25	119	25	55	.455	15	32	.469			46	4	26-0			65	2.6
PLAYOFF RECORD																	
71-72	3	10	2	6	.333	2	2	1.000			3	0	1-0			6	2.0

RYAN GOMES [#4] 6'7" 250 LBS 09/01/82 PROVIDENCE '05																	
>> Transactions: Second round draft choice (30 th overall) in 2005 NBA Draft...Traded to Minnesota along with Gerald Green, Al Jefferson, Theo Ratliff, Sebastian Telfair and a future draft choice in exchange for Kevin Garnett on July 31, 2007.																	
05-06	61	1376	173	355	.487	112	149	.752	102	196	298	58	83-1	35	5	461	7.6
06-07	73	2275	338	723	.467	189	233	.811	125	282	407	119	169-1	48	13	881	11.7
TOTALS	134	3651	511	1078	.474	301	382	.788	227	478	705	177	252-2	83	18	1342	10.0
Three-Point Field Goals: 2005-06, 3-for-9 (.333); 2006-07, 16-for-42 (.381); Totals: 19-for-51 (.373).																	

MAL GRAHAM [#11] 6'1" 185 LBS 02/23/45 NEW YORK UNIVERSITY '67																	
>> Transactions: First round draft choice (11 th pick overall) in 1967.																	
67-68	48	786	117	272	.430	56	88	.636			94	61	123-0			290	6.0
68-69	22	103	13	55	.236	11	14	.786			24	14	27-0			37	1.7
TOTALS	70	889	130	327	.398	67	102	.657			118	75	150-0			327	4.7
PLAYOFF RECORD																	
67-68	5	22	2	5	.400	1	3	.333			4	1	3-0			5	1.0
68-69	2	3	0	2	.000	0	0	.000			0	1	0-0			0	0.0
TOTALS	7	25	2	7	.286	1	3	.333			4	2	3-0			5	0.7

RON GRANDISON [#31] 6'8" 217 LBS 07/09/64 NEW ORLEANS '87																	
>> Transactions: Signed as a free agent on September 27, 1988.																	
88-89	72	528	59	142	.415	59	80	.738	47	45	92	42	71-0	18	3	177	2.5
Three-Point Field Goals: 1988-89, 0-for-10 (.000).																	

WYNDOL GRAY [#4] 6'1" 175 LBS 03/20/22 D: 01/29/94 HARVARD/BOWLING GREEN																	
46-47	55		139	476	.292	72	124	.581				47	105			350	6.4

GERALD GREEN [#5] 6'8" 200 LBS 01/26/86 GULF SHORES ACADEMY (HS) '05																	
>> Transactions: First round draft choice (18 th overall pick) in 2005 NBA Draft...Traded to Minnesota along with Ryan Gomes, Al Jefferson, Theo Ratliff, Sebastian Telfair and a future draft choice in exchange for Kevin Garnett on July 31, 2007.																	
05-06	32	374	66	138	.478	29	37	.784	10	31	41	18	41-1	13	4	167	5.2
06-07	81	1780	310	739	.419	128	159	.805	68	140	208	83	198-1	41	24	843	10.4
TOTALS	113	2154	376	877	.429	157	196	.801	78	171	249	101	239-2	54	28	1010	8.9
Three-Point Field Goals: 2005-06, 6-for-20 (.300); 2006-07, 95-for-258 (.368). Totals: 101-for-278 (.278).																	

RICKEY GREEN [#13] 6'0" 172 LBS 08/18/54 MICHIGAN '77																	
>> Transactions: Signed as a free agent on September 6, 1991...Waived on March 23, 1992.																	
91-92	26	367	45	101	.446	13	18	.722	3	21	24	68	28-0	17	1	106	4.1
Three-Point Field Goals: 1991-92, 1-for-4 (.250).																	

SIHUGO GREEN [#28] 6'2" 185 LBS 08/20/34 D: 10/04/80 DUQUESNE '56																	
65-66	10	92	12	31	.387	8	16	.500			11	9	16-0			32	3.2

ORIEN GREENE [#0] 6'4" 208 LBS 02/04/82 LOUISIANA-LAFAYETTE '05																	
>> Transactions: Second round draft choice (53 rd pick overall) in 2005...Waived on June 30, 2006.																	
05-06	80	1235	100	253	.395	45	68	.662	37	108	145	129	181-1	77	10	254	3.2
Three-Point Field Goals: 2005-06, 9-for-40 (.225).																	

YEAR G MIN FGM FGA PCT FTM FTA PCT OFF DEF TOT AST PF-DQ ST BL PTS AVG

ADRIAN GRIFFIN [#44] 6'5" 215 LBS 07/04/74 SETON HALL '96

>> Transactions: Signed as a free agent on August 1, 1999...Contract was not renewed after the 2000-01 season.

99-00	72	1927	175	413	.424	119	158	.753	128	244	372	177	222-3	116	15	485	6.7
00-01	44	377	33	97	.340	18	24	.750	27	60	87	27	45-0	18	5	93	2.1
TOTALS	116	2304	208	510	.408	137	182	.753	155	304	459	204	267-3	134	20	578	5.0

Three-Point Field Goals: 1999-00, 16-for-57 (.281); 2000-01, 9-for-26 (.346). Totals: 25-for-83 (.301).

GENE GUARILIA [#20] 6'5" 220 LBS 09/13/37 GEORGE WASHINGTON '59

>> Transactions: Second round draft choice (16th pick overall) in 1959.

59-60	48	423	58	154	.377	29	41	.707			85	18	57-1			145	3.0
60-61	25	209	38	94	.404	3	10	.300			71	5	28-0			79	3.2
61-62	45	367	61	161	.379	41	64	.641			124	11	56-0			163	3.6
62-63	11	83	11	38	.289	4	11	.364			14	2	5-0			26	2.4
TOTALS	129	1082	168	447	.376	77	126	.611			294	36	146-1			413	3.2

PLAYOFF RECORD

59-60	7	41	4	18	.222	6	6	1.000			19	3	4-0			14	2.0
61-62	5	26	2	8	.250	2	5	.400			4	1	6-0			6	1.2
TOTALS	12	67	6	26	.231	8	11	.727			23	4	10-0			20	1.7

TOM GUGLIOTTA [#7] 6'10" 250 LBS 12/19/69NORTH CAROLINA STATE '92

>> Transactions: Signed as a free agent on August 16, 2004...Traded with Gary Payton, Michael Stewart and a first round draft choice to the Atlanta Hawks for Antoine Walker on February 24, 2005.

04-05	20	218	11	37	.297	4	6	.667	15	28	43	12	23-0	9	4	26	1.3
-------	----	-----	----	----	------	---	---	------	----	----	----	----	------	---	---	----	-----

Three-Point Field Goals: None Attempted.

CHARLES HALBERT [#11] 6'9" 225 LBS 02/27/19 WEST TEXAS '42

48-49	33		99	338	.293	112	188	.596				61	97			310	9.4
-------	----	--	----	-----	------	-----	-----	------	--	--	--	----	----	--	--	-----	-----

Also played 27 games for Providence in 1948-49.

STEVE HAMER [#42] 7'0" 245 LBS 11/13/73 TENNESSEE '96

>> Transactions: Second round draft choice (38th pick overall) in 1996...Rights were renounced on July 7, 1997.

96-97	35	268	30	57	.526	16	29	.552	17	43	60	7	39-0	2	4	76	2.2
-------	----	-----	----	----	------	----	----	------	----	----	----	---	------	---	---	----	-----

Three-Point Field Goals: 1996-97, 0-for-2 (.000).

THOMAS HAMILTON [#30] 7'2" 360 LBS 04/03/75 PITTSBURGH '97

>> Transactions: Signed as a free agent on November 24, 1995...Waived on June 28, 1996.

95-96	11	70	9	31	.290	7	18	.389	10	12	22	1	12-0	0	9	25	2.3
-------	----	----	---	----	------	---	----	------	----	----	----	---	------	---	---	----	-----

Three-Point Field Goals: 1995-96, None Attempted.

CECIL HANKINS [#5] 6'1" 175 LBS 01/06/22 OKLAHOMA STATE '46

47-48	25		23	116	.198	24	35	.686				8	28			70	2.8
-------	----	--	----	-----	------	----	----	------	--	--	--	---	----	--	--	----	-----

PHIL HANKINSON [#20] 6'8" 195 LBS 07/26/51 D: 11/19/96 PENN '73

>> Transactions: Second round draft choice (33rd pick overall) in 1973.

73-74	28	163	50	103	.485	10	13	.769	22	28	50	4	18-0	3	1	110	3.9
74-75	3	24	6	11	.545	0	0	.000	1	6	7	2	3-0	1	0	12	4.0
TOTALS	31	187	56	114	.491	10	13	.769	23	34	57	6	21-0	4	1	122	3.9

PLAYOFF RECORD

73-74	2	5	2	4	.500	2	2	1.000	0	1	1	0	0-0	0	1	6	3.0
74-75	2	3	1	3	.333	0	0	.000	2	0	2	0	0-0	0	1	2	1.0
TOTALS	4	8	3	7	.429	2	2	1.000	2	1	3	0	0-0	0	2	8	2.0

REGGIE HANSON [#34] 6'8" 195 LBS 10/08/68 KENTUCKY '91

>> Transactions: Signed to the first of two consecutive ten-day contracts on March 25, 1998.

97-98	8	26	3	6	.500	0	0	.000	3	3	6	1	8-0	2	1	6	0.8
-------	---	----	---	---	------	---	---	------	---	---	---	---	-----	---	---	---	-----

Three-Point Field Goals: None Attempted.

LUKE HARANGODY [#55] 6'8" 246 LBS 01/02/88 NOTRE DAME '10

>> Transactions: Second round draft choice (52nd overall pick) in the 2010 NBA Draft...Traded along with Semih Erden to the Cleveland Cavaliers in exchange for a future second round draft pick on February 24, 2011.

10-11	28	241	28	71	.394	5	8	.625	17	38	55	16	36-0	4	7	63	2.3
-------	----	-----	----	----	------	---	---	------	----	----	----	----	------	---	---	----	-----

Three-Point Field Goals: 2010-11, 2-for-10 (.200).

YEAR G MIN FGM FGA PCT FTM FTA PCT OFF DEF TOT AST PF-DQ ST BL PTS AVG

BOB HARRIS [#13, #18] 6'7" 195 LBS 03/16/27 D: 04/77 OKLAHOMA STATE '49

50-51																		
51-52	66	1899	190	463	.410	134	209	.641				531	120	194-5			514	7.8
52-53	70	1971	192	459	.418	133	226	.588				485	95	238-6			517	7.4
53-54	71	1898	156	409	.381	108	172	.628				517	94	224-8			420	5.9
TOTALS	207		538	1331	.404	375	607	.618				1533	309	656-19			1451	7.0

PLAYOFF RECORD

50-51	2		1	10	.100	5	7	.714				4	2	4-0			7	3.5
51-52	3	87	9	21	.429	5	5	1.000				25	4	16-1			23	7.7
52-53	6	193	16	35	.457	18	24	.750				56	12	28-3			50	8.3
53-54	6	150	16	25	.640	16	23	.696				35	3	25-1			48	8.0
TOTALS	17		42	91	.462	44	59	.746				120	21	73-5			128	7.5

Also played for Fort Wayne in 1950-51. Games played for Boston were not recorded.

TONY HARRIS [#43] 6'3" 190 LBS 05/13/67 NEW ORLEANS '90

>> Transactions: Signed to the first of two consecutive ten-day contracts on March 6, 1994...Waived on March 23, 1994...Re-signed on March 9, 1994...Waived on December 28, 1994.

93-94	5	88	9	31	.290	23	25	.920	3	7	10	8	8-0			44	8.8
94-95	3	18	3	8	.375	8	9	.889	0	0	0	0	2-0			14	4.7
TOTALS	8	106	12	39	.308	31	34	.912	3	7	10	8	10-0			56	7.0

Three-Point Field Goals: 1993-94, 3-for-9 (.333); 1994-95, 0-for-1 (.000). Totals: 3-for-10 (.300).

JOHN HAVLICEK [#17] 6'5" 205 LBS 04/08/40 OHIO STATE '62

>> Transactions: First round draft choice (7th pick overall) in 1962...Retired in 1978.

62-63	80	2200	483	1085	.445	174	239	.728				534	179	189-2			1140	14.3
63-64	80	2587	640	1535	.417	315	422	.746				428	238	227-1			1595	19.9
64-65	75	2169	570	1420	.401	235	316	.744				371	199	200-2			1375	18.3
65-66	71	2175	530	1328	.399	274	349	.785				423	210	158-1			1334	18.8
66-67	81	2602	684	1540	.444	365	441	.828				532	278	210-0			1733	21.4
67-68	82	2921	666	1551	.429	368	453	.812				546	384	237-2			1700	20.7
68-69	82	3174	692	1709	.405	387	496	.780				570	441	247-0			1771	21.6
69-70	81	3369	736	1585	.464	488	578	.844				635	550	211-1			1960	24.2
70-71	81	3678	892	1982	.450	554	677	.818				730	607	200-0			2338	28.9
71-72	82	3698	897	1957	.458	458	549	.834				672	614	183-1			2252	27.5
72-73	80	3367	766	1704	.450	370	431	.858				567	529	195-1			1902	23.8
73-74	76	3091	685	1502	.456	346	416	.832	138	349	487	447	196-1	95	32	1716	22.6	
74-75	82	3132	642	1411	.455	289	332	.870	154	330	484	432	231-2	110	16	1573	19.2	
75-76	76	2598	504	1121	.450	281	333	.844	116	198	314	278	204-1	97	29	1289	17.0	
76-77	79	2913	580	1283	.452	235	288	.816	109	273	382	400	208-4	84	18	1395	17.7	
77-78	82	2797	546	1217	.449	230	269	.855	93	239	332	328	185-2	90	22	1322	16.1	
TOTALS	1270	46471	10513	23930	.439	5369	6589	.815	610	1389	8007	6114	3281-21	476	117	26395	20.8	

PLAYOFF RECORD

62-63	11	254	56	125	.488	18	27	.667				53	17	28-1			130	11.8
63-64	10	289	61	159	.384	53	44	.795				43	32	26-0			157	15.7
64-65	12	405	88	250	.352	46	55	.836				88	29	44-1			22	18.5
65-66	17	719	153	374	.409	95	113	.841				154	70	69-2			401	23.6
66-67	9	330	95	212	.448	57	71	.803				73	28	30-0			247	27.4
67-68	19	862	184	407	.452	125	151	.828				164	142	67-1			493	25.9
68-69	18	850	170	382	.445	118	138	.855				179	100	58-2			458	25.4
71-72	11	517	108	235	.460	85	99	.859				92	70	35-1			301	27.4
72-73	12	479	112	235	.477	61	74	.824				62	65	24-0			285	23.8
73-74	18	811	199	411	.484	89	101	.881	28	88	116	108	43-0	24	6	487	27.1	
74-75	11	464	83	192	.432	66	76	.868	18	39	57	51	38-1	16	1	232	21.1	
75-76	15	505	80	180	.444	38	47	.809	18	38	56	51	22-0	12	5	198	13.2	
76-77	9	375	62	167	.371	41	50	.820	15	34	49	62	33-0	8	4	165	18.3	
TOTALS	172	6860	1451	3329	.436	874	1046	.836	79	199	1186	825	517-9	60	16	3776	22.0	

MICHAEL HAWKINS [#5] 6'0" 180 LBS 10/28/72 XAVIER (OH) '95

>> Transactions: Signed to the first of two consecutive ten-day contracts on February 8, 1997...Re-signed for the remainder of the season on March 7, 1997...Rights renounced on July 7, 1997.

96-97	29	326	29	68	.426	12	15	.800	9	22	31	64	40-0	16	1	80	2.8
-------	----	-----	----	----	------	----	----	------	---	----	----	----	------	----	---	----	-----

Three-Point Field Goals: 1996-97, 10-for-31 (.323).

JOHN HAZEN [#3, #10] 6'2" 172 LBS 03/02/27 INDIANA STATE '48

48-49	6		6	17	.353	6	7	.857				3	10			18	3.0
-------	---	--	---	----	------	---	---	------	--	--	--	---	----	--	--	----	-----

YEAR	G	MIN	FGM	FGA	PCT	FTM	FTA	PCT	OFF	DEF	TOT	AST	PF-DQ	ST	BL	PTS	AVG
------	---	-----	-----	-----	-----	-----	-----	-----	-----	-----	-----	-----	-------	----	----	-----	-----

TOM HEINSOHN [#15] **6'7"** **218 LBS** **08/26/34** **HOLY CROSS '56**

>> Transactions: First round draft choice, selected as a territorial choice, in 1956...Retired in 1965.

56-57	72	2150	466	1123	.397	271	343	.790			705	117	304-12			1163	16.2
57-58	69	2206	468	1226	.382	294	394	.746			705	125	274-6			1230	17.8
58-59	66	2089	465	1192	.390	312	391	.798			638	164	271-11			1242	18.8
59-60	75	2420	673	1590	.423	283	386	.734			794	171	275-8			1629	21.7
60-61	74	2256	627	1660	.376	325	424	.766			732	141	260-7			1579	21.3
61-62	79	2383	692	1613	.429	358	437	.819			747	165	280-2			1742	22.1
62-63	76	2004	550	1300	.423	340	407	.835			569	95	270-4			1440	18.9
63-64	76	2040	487	1223	.398	283	342	.827			460	183	268-3			1257	16.5
64-65	67	1706	365	954	.383	182	229	.795			399	157	252-5			912	13.6
TOTALS	654	19254	4773	11787	.405	2648	3353	.790			5749	1318	2454-58			12194	18.6

PLAYOFF RECORD

56-57	10	370	90	231	.390	49	69	.710			117	20	40-1			229	22.9
57-58	11	349	68	194	.351	56	72	.778			119	18	52-3			192	17.5
58-59	11	348	91	220	.414	37	56	.661			98	32	41-0			219	19.9
59-60	13	423	112	267	.419	60	80	.750			126	27	53-2			284	21.8
60-61	10	291	82	201	.408	33	43	.767			99	20	36-1			197	19.7
61-62	14	445	116	291	.399	58	76	.763			115	34	53-4			290	20.7
62-63	13	413	123	270	.456	75	98	.765			116	15	55-2			321	24.7
63-64	10	308	70	180	.412	34	42	.810			80	26	36-0			174	17.4
64-65	12	276	66	181	.365	20	32	.625			84	23	46-1			152	12.7
TOTALS	104	3223	818	2035	.402	422	568	.743			954	215	417-14			2058	19.8

DIXON HEMRIC [#20] **6'6"** **220 LBS** **08/29/33** **WAKE FOREST '55**

>> Transactions: Second round draft choice in 1955.

55-56	71	1329	161	400	.403	177	273	.648			399	60	142-2			499	7.0
56-57	67	1055	109	317	.344	146	210	.695			304	42	98-0			364	5.4
TOTALS	138	2384	270	717	.377	323	483	.669			703	102	240-2			863	6.3

PLAYOFF RECORD

55-56	3	54	5	24	.208	9	16	.563			22	1	7-0			19	6.3
56-57	2	19	1	7	.143	0	0	.000			9	1	1-0			2	1.0
TOTALS	5	73	6	31	.194	9	16	.563			31	2	8-0			21	4.2

GERALD HENDERSON [#43] **6'2"** **175 LBS** **01/16/56 VIRGINIA COMMONWEALTH '78**

>> Transactions: Signed as a free agent on June 25, 1979...Traded to the Seattle SuperSonics for a 1986 first round draft choice on October 16, 1984.

79-80	76	1061	191	382	.500	89	129	.690	37	46	83	147	96-0	45	15	473	6.2
80-81	82	1608	261	579	.451	113	157	.720	43	89	132	213	177-0	79	12	636	7.8
81-82	82	1844	353	705	.501	125	172	.727	47	105	152	252	199-3	82	11	833	10.2
82-83	82	1551	286	618	.463	96	133	.722	57	67	124	195	190-6	95	3	671	8.2
83-84	78	2088	376	718	.524	136	177	.768	68	79	147	300	209-1	117	14	908	11.6
TOTALS	400	8152	1467	3002	.489	559	768	.728	252	386	638	1107	871-10	418	55	3521	8.8

Three-Point Field Goals: 1979-80, 2-for-6 (.333); 1980-81, 1-for-16 (.063); 1981-82, 2-for-12 (.167); 1982-83, 3-for-16 (.188); 1983-84, 20-for-57 (.351). Totals: 28-for-107 (.262)

PLAYOFF RECORD

79-80	9	101	15	37	.405	12	20	.600	4	6	10	12	8-0	4	0	42	4.7
80-81	16	228	41	86	.477	10	12	.833	10	15	25	26	24-0	10	3	92	5.8
81-82	12	310	38	93	.409	24	35	.686	12	13	25	48	30-0	14	2	100	8.3
82-83	7	187	35	85	.412	6	7	.857	8	6	14	31	25-1	11	1	76	10.9
83-84	23	616	115	237	.485	54	75	.720	23	29	52	97	78-0	34	1	287	12.5
TOTALS	67	1442	244	538	.454	106	149	.711	57	69	126	214	165-1	73	7	597	8.9

Three-Point Field Goals: 1979-80, 0-for-2 (.000); 1980-81 0-for-1 (.000); 1981-82, 0-for-2 (.000); 1982-83, 0-for-3 (.000); 1983-84, 3-for-11 (.273). Totals: 3-for-19 (.158)

CONNER HENRY [#43] **6'7"** **195 LBS** **07/21/63** **CAL-SANTA BARBARA '86**

>> Transactions: Signed to the first of two consecutive ten-day contracts on January 1, 1987 (also played 18 games for Houston in 1986-87)...Re-signed for the remainder of the season on January 22, 1987...Waived on November 30, 1987.

86-87	36	231	38	103	.369	10	17	.588	7	20	27	27	27-0	6	1	98	2.7
87-88	10	81	11	28	.393	9	10	.900	2	8	10	12	11-0	1	1	34	3.4
TOTALS	46	312	49	131	.374	19	27	.704	9	28	37	39	38-0	7	2	132	2.9

Three-Point Field Goals: 1986-87, 12-for-31 (.387); 1987-88, 3-for-8 (.375); Totals: 15-for-39 (.385).

YEAR	G	MIN	FGM	FGA	PCT	FTM	FTA	PCT	OFF	DEF	TOT	AST	PF-DQ	ST	BL	PTS	AVG
------	---	-----	-----	-----	-----	-----	-----	-----	-----	-----	-----	-----	-------	----	----	-----	-----

CONNER HENRY PLAYOFF RECORD

86-87	11	35	8	16	.500	5	10	.500	3	3	6	0	3-0	0	0	22	2.0
-------	----	----	---	----	------	---	----	------	---	---	---	---	-----	---	---	----	-----

Three-Point Field Goals: 1-for-5 (.200).

CLARENCE HERMSEN [#10] 6'9" 235 LBS 03/12/23 D: 03/02/94 MINNESOTA '48

50-51																	
52-53	4		0	9	.000	1	2	.500			7	0	6-0			1	0.3

PLAYOFF RECORD

50-51	2		1	6	.167	0	0	.000			3	0	6-0			2	1.0
-------	---	--	---	---	------	---	---	------	--	--	---	---	-----	--	--	---	-----

Also played for Tri-Cities in 1950-51 and played 6 games for Indianapolis in 1952-53. Games played for Boston were not recorded.

CHRIS HERREN [#12] 6'2" 190 LBS 09/27/75 FRESNO STATE '99

>> Transactions: Acquired from the Denver Nuggets with Bryant Stith for Robert Pack and Gilbert Cheaney on October 16, 2000...Waived on October 28, 2001.

00-01	25	408	29	96	.302	9	12	.750	4	17	21	56	43-0	14	0	83	3.3
-------	----	-----	----	----	------	---	----	------	---	----	----	----	------	----	---	----	-----

Three-Point Field Goals: 16-for-55 (.291).

SIDNEY HERTZBERG [#4] 6'0" 176 LBS 07/29/22 D: 07/26/05 CCNY

49-50	68		275	865	.318	143	191	.749				200	153			693	10.2
50-51	65		206	651	.316	223	270	.826			260	244	156-4			635	9.8
TOTALS	133		481	1516	.317	366	461	.794			260	444	309			1328	10.0

PLAYOFF RECORD

50-51	2		3	13	.231	4	5	.800			2	3	8			10	5.0
-------	---	--	---	----	------	---	---	------	--	--	---	---	---	--	--	----	-----

JACK HEWSON [#17] 6'6" 195 LBS 09/07/24 TEMPLE '48

47-48	24		22	89	.247	21	30	.700				1	39			65	2.7
-------	----	--	----	----	------	----	----	------	--	--	--	---	----	--	--	----	-----

MEL HIRSCH 5'6" 165 LBS 07/31/21 D: 12/68 BROOKLYN '43

46-47	13		9	45	.200	1	2	.500				10	18			19	1.5
-------	----	--	---	----	------	---	---	------	--	--	--	----	----	--	--	----	-----

CHARLIE HOEFER [#3] 5'9" 158 LBS 07/12/22 HOFSTRA

46-47	35		76	316	.241	59	93	.634				24	81			211	6.0
47-48	7		3	19	.158	4	8	.500				3	17			10	1.4
TOTALS	42		79	335	.236	63	101	.624				27	98			221	5.3

Also played 23 games for Toronto in 1946-47.

RYAN HOLLINS [#50] 7'0" 240 LBS 10/10/84 UCLA '06

>> Transactions: Signed as a free agent on March 23, 2012.

11-12	15	160	18	28	.643	6	20	.300	9	17	26	3	23-0	1	5	42	2.8
-------	----	-----	----	----	------	---	----	------	---	----	----	---	------	---	---	----	-----

Three-Point Field Goals: 2011-12, None Attempted.

PLAYOFF RECORD

11-12	17	170	11	26	.423	4	9	.444	16	11	27	8	29-0	0	8	26	1.5
-------	----	-----	----	----	------	---	---	------	----	----	----	---	------	---	---	----	-----

Three-Point Field Goals: 2011-12, None Attempted

BOB HOUBREGS 6'8" 225 LBS 03/12/32 WASHINGTON '53

54-55	2																
-------	---	--	--	--	--	--	--	--	--	--	--	--	--	--	--	--	--

Also played 62 games for Baltimore and Fort Wayne in 1954-55. Stats with Boston were not recorded.

EDDIE HOUSE [#50] 6'1" 180 LBS 05/14/78 ARIZONA STATE '00

>> Transactions: Signed as a free agent on August 1, 2007...Traded along with J.R. Giddens and Bill Walker to New York in exchange for Nate Robinson and Marcus Landry on February 18, 2010.

07-08	78	1480	217	530	.409	33	36	.917	19	148	167	152	114-1	59	10	584	7.5
08-09	81	1479	249	560	.445	42	53	.792	11	146	157	92	113-0	61	7	691	8.5
09-10	50	845	129	322	.401	36	40	.900	7	62	69	48	61-0	28	7	358	7.2
TOTALS	209	3805	595	1412	.421	111	129	.860	37	356	393	292	288-1	148	24	1633	7.8

Three-Point Field Goals: 2007-08, 117-for-298 (.393), 2008-09, 151-for-340 (.444), 2009-10, 64-for-107 (.385). Totals: 332-for-805 (.412).

PLAYOFF RECORD

07-08	21	165	17	56	.304	7	8	.875	2	20	22	18	13-0	5	1	52	2.5
08-09	14	232	40	77	.519	10	11	.909	2	18	20	13	26-0	11	0	108	7.7
TOTALS	35	397	57	133	.414	17	19	.892	4	38	42	31	39-0	16	1	160	5.1

Three-Point Field Goals: 2007-08, 11-for-31 (.355), 2008-09, 18-for-37 (.486). Totals: 29-68 (.427).

YEAR	G	MIN	FGM	FGA	PCT	FTM	FTA	PCT	OFF	DEF	TOT	AST	PF-DQ	ST	BL	PTS	AVG
------	---	-----	-----	-----	-----	-----	-----	-----	-----	-----	-----	-----	-------	----	----	-----	-----

BAILEY HOWELL [#18] 6'7" 220 LBS 01/20/37 MISSISSIPPI STATE '59

>> Transactions: Acquired from the Baltimore Bullets for Mel Counts on September 1, 1966...Selected by the Buffalo Braves in the NBA expansion draft on Mary 11, 1970.

66-67	81	2503	636	1242	.512	349	471	.741			677	103	296-4			1621	20.0
67-68	82	2801	643	1336	.481	335	461	.727			805	133	285-4			1621	19.8
68-69	78	2527	612	1257	.487	313	426	.735			685	137	285-3			1537	19.7
69-70	82	2078	399	931	.429	235	308	.763			550	120	261-4			1033	12.6
TOTALS	323	9909	2290	4766	.480	1232	1666	.739			2717	493	1127-15			5812	18.0

PLAYOFF RECORD

66-67	9	241	59	122	.484	20	30	.667			66	5	35-2			138	15.3
67-68	19	597	135	264	.511	74	107	.692			146	22	84-6			344	18.1
68-69	18	551	112	229	.489	46	64	.719			118	19	84-3			270	15.0
TOTALS	46	1389	306	615	.498	140	201	.697			330	46	203-11			752	16.3

LESTER HUDSON [#26] 6'3" 190 LBS 08/07/84 TN-MARTIN '09

 >> Transactions: Second round draft choice (58th pick overall) in the 2009 NBA Draft...Waived on January 6, 2010.

09-10	16	70	7	18	.389	5	6	.833	3	5	8	8	7-0	3	2	22	1.4
Three-Point Field Goals: 2009-10, 3-for-5 (.600).																	

JAY HUMPHRIES [#5] 6'3" 185 LBS 10/17/63 COLORADO '84

>> Transactions: Acquired from the Utah Jazz with a 1995 second-round draft choice for Blue Edwards on February 3, 1995 (also played 12 games for Utah in 1994-95).

94-95	6	52	4	9	.444	2	4	.500	2	1	3	10	10-0	2	0	10	1.7
Three-Point Field Goals: 1994-95, 0-for-1 (.000).																	

BRANDON HUNTER [#56] 6'7" 260 LBS 11/24/80 OHIO UNIVERSITY '03

 >> Transactions: Second round draft choice (56th pick overall) in 2003...Selected by the Charlotte Bobcats in the NBA Expansion Draft on June 22, 2004.

03-04	36	406	53	116	.457	19	43	.442	50	68	118	19	40-0	13	1	125	3.5
Three-Point Field Goals: 2003-04, 0-for-3 (.000).																	

TRACY JACKSON [#11] 6'6" 205 LBS 04/21/59 NOTRE DAME '81

 >> Transactions: Second round draft choice (29th pick overall) in 1981...Sold to the Chicago Bulls on December 9, 1981.

81-82	11	66	10	26	.385	6	10	.600	7	5	12	5	5-0	3	0	26	2.4
Three-Point Field Goals: None Attempted.																	

MIKE JAMES [#13] 6'2" 188 LBS 06/23/75 DUQUESNE '98

>> Transactions: Signed as free agent on July 25, 2003...Traded to Detroit for Chucky Atkins, Lindsey Hunter, Detroit's 2004 first round draft choice and cash on February 19, 2004.

03-04	55	1684	213	510	.418	76	95	.800	20	156	176	244	113-0	70	2	588	10.7
Three-Point Field Goals: 2003-04, 86-for-226 (.381).																	

JOHN JANISCH [#17] 6'3" 200 LBS 03/15/20 D: 08/25/92 VALPARAISO '46

 47-48 3 7 .143 1 2 .500 0 3 3 1.0
 Also played 7 games for Providence in 1947-48.

AL JEFFERSON [#7, #8] 6'10" 265 LBS 01/04/85 PRENTISS HS (MS) '04

 >> Transactions: First round draft choice (15th overall) in 2004 NBA Draft...Traded to Minnesota along with Ryan Gomes, Gerald Green, Theo Ratliff, Sebastian Telfair and two future draft choices in exchange for Kevin Garnett on July 31, 2007.

04-05	71	1051	195	369	.528	85	135	.630	119	193	312	24	195-4	22	55	475	6.7
05-06	59	1062	189	379	.499	86	134	.642	.97	202	299	30	166-1	30	46	464	7.9
06-07	69	2319	453	882	.514	201	295	.681	237	519	756	88	232-2	48	106	1107	16.0
TOTALS	199	4432	837	1630	.513	372	564	.660	453	914	1367	142	593-7	100	207	2046	10.3

Three-Point Field Goals: 2004-05, 0-for-5 (.000); 2005-06, 0-for-4 (.000); 2006-07, 0-for-1 (.000); Totals: 0-for-8 (.000).

PLAYOFF RECORD

04-05	7	136	17	41	.415	9	12	.750	17	28	45	2	16-0	4	8	43	6.1
Three-Point Field Goals: None Attempted.																	

CHRIS JOHNSON [#86] 6'11" 211 LBS 07/17/85 LOUISIANA STATE '09

>> Transactions: Signed on February 24, 2011 to a 10-day contract...contract not renewed after 10 days.

10-11	4	32	2	3	.667	2	2	1.000	1	4	5	1	3-0	0	3	6	1.5
Three-Point Field Goals: 2010-11, None Attempted.																	

YEAR	G	MIN	FGM	FGA	PCT	FTM	FTA	PCT	OFF	DEF	TOT	AST	PF-DQ	ST	BL	PTS	AVG
------	---	-----	-----	-----	-----	-----	-----	-----	-----	-----	-----	-----	-------	----	----	-----	-----

DENNIS JOHNSON #3]**6'4"****202 LBS****09/18/54 D: 02/22/07****PEPPERDINE '76**

>> Transactions: Acquired from the Phoenix Suns with 1983 first and third-round draft choices for Rick Robey and two 1983 second-round draft choices on June 27, 1983...Retired in 1990.

83-84	80	2665	384	878	.437	281	330	.852	87	193	280	338	251-6	93	57	1053	13.2
84-85	80	2976	493	1066	.462	261	306	.853	91	226	317	543	224-2	96	39	1254	15.7
85-86	78	2732	482	1060	.455	243	297	.818	69	199	268	456	206-3	110	35	1213	15.6
86-87	79	2933	423	953	.444	209	251	.833	45	216	261	594	201-0	87	38	1062	13.4
87-88	77	2670	352	803	.438	255	298	.856	62	178	240	598	204-0	93	21	971	12.6
88-89	72	2309	277	638	.434	160	195	.821	31	159	190	472	211-3	94	21	721	10.0
89-90	75	2036	206	475	.434	118	140	.843	48	153	201	485	179-2	81	14	531	7.1

TOTALS 541 18321 2617 5873 .446 1527 1817 .840 433 1324 1757 3486 1476-16 654 233 6805 12.6

Three-Point Field Goals: 1983-84, 4-for-32 (.125); 1984-85, 7-for-26 (.269); 1985-86, 6-for-42 (.143); 1986-87, 7-for-62 (.113); 1987-88, 12-for-46 (.261); 1988-89, 7-for-50 (.140); 1989-90, 1-for-24 (.042). Totals: 44 for 282 (.156).

PLAYOFF RECORD

83-84	22	808	129	319	.404	104	120	.867	30	49	79	97	75-1	25	7	365	16.6
84-85	21	848	142	319	.445	80	93	.860	24	60	84	154	66-0	31	9	364	17.3
85-86	18	715	109	245	.445	67	84	.798	23	53	76	107	58-2	39	5	291	16.2
86-87	23	964	168	361	.465	96	113	.850	24	67	91	205	71-0	16	8	435	18.9
87-88	17	702	91	210	.433	82	103	.796	15	62	77	139	51-0	24	8	270	15.9
88-89	3	59	4	15	.267	0	0	.000	2	2	4	9	8-0	3	0	8	2.7
89-90	5	162	30	62	.484	7	7	1.000	2	12	14	28	17-1	2	2	69	13.8

TOTALS 109 4258 673 1531 .440 436 520 .838 120 305 425 739 346-4 140 39 1802 16.5

Three-Point Field Goals: 1983-84, 3-for-7 (.429); 1984-85, 0-for-14 (.000); 1985-86, 6-for-16 (.357); 1986-87, 3-for-26 (.115); 1987-88, 6-for-16 (.375); 1988-89, None Attempted; 1989-90, 2-for-6 (.333). Totals: 20-for-85 (.235).

HAJUAN JOHNSON #12]**6'10"****221 LBS****02/08/89****PURDUE '11**

>> Transactions: Draft rights acquired from New Jersey along with a future second round pick in exchange for the draft rights to MarShon Brooks on June 23, 2011...Traded to Houston along with E'Twaun Moore, Sean Williams and a future second round pick as part of a three team trade with Boston receiving Courtney Lee and Portland receiving Sasha Pavlovic, two future second round picks and cash considerations.

11-12	36	298	54	121	.446	6	9	.667	20	38	58	6	25-0	5	14	114	3.2
-------	----	-----	----	-----	------	---	---	------	----	----	----	---	------	---	----	-----	-----

Three-Point Field Goals: 2011-12, None Attempted.

JOE JOHNSON #31]**6'8"****225 LBS****06/29/81****ARKANSAS '03**>> Transactions: First round draft choice (10th pick overall) in 2001 NBA Draft...Traded to the Phoenix Suns with Milt Palacio, Randy Brown and a 2002 first-round draft choice for Tony Delk and Rodney Rogers on February 20, 2002.

01-02	48	1003	130	296	.439	20	26	.769	40	99	139	74	59-0	33	9	304	6.3
-------	----	------	-----	-----	------	----	----	------	----	----	-----	----	------	----	---	-----	-----

Three-Point Field Goals: 2001-02, 24-for-88 (.273).

RICH JOHNSON #26]**6'9"****210 LBS****12/18/46****GRAMBLING '68**>> Transactions: Fourth round draft choice (46th pick overall) in 1968.

68-69	31	163	29	76	.382	11	23	.478			52	7	40-0			69	2.2
69-70	65	898	167	361	.462	46	70	.657			208	32	155-3			380	5.8
70-71	1	13	4	5	.800	0	0	.000			5	0	3-0			8	8.0

TOTALS 97 1074 200 442 .452 57 93 .613 265 39 198-3 457 4.7**PLAYOFF RECORD**

68-69	2	4	1	1	1.000	0	0	.000			2	0	0-0			2	1.0
-------	---	---	---	---	-------	---	---	------	--	--	---	---	-----	--	--	---	-----

DAMON JONES #13]**6'3"****185 LBS****08/25/76****HOUSTON '98**

>> Transactions: Signed to the first of two consecutive contracts on April 14, 1999...Re-signed for the remainder of the season on May 4, 1999.

98-99	13	213	29	75	.387	3	4	.750	4	27	31	29	16-0	6	0	76	5.8
-------	----	-----	----	----	------	---	---	------	---	----	----	----	------	---	---	----	-----

Three-Point Field Goals: 1998-99, 15-for-33 (.455).

DONTAE' JONES #13]**6'8"****220 LBS****06/02/75****MISSISSIPPI STATE '97**

>> Transactions: Acquired from the New York Knicks with Scott Brooks, Walter McCarty and John Thomas for Chris Mills and two future second-round draft choices on October 22, 1997...Waived on January 24, 1999.

97-98	15	91	19	57	.333	0	0	.000	3	6	9	5	12/0	2	3	44	2.9
-------	----	----	----	----	------	---	---	------	---	---	---	---	------	---	---	----	-----

Three-Point Field Goals: 1997-98, 6-for-23 (.261).

DWAYNE JONES #27]**6'11"****250 LBS****06/09/83****ST. JOSEPH'S (PA) '05**

>> Transactions: Acquired from Minnesota Timberwolves along with Wally Szczerbiak, Michael Olowokandi and a future first round draft pick in exchange for Ricky Davis, Marcus Banks, Mark Blount, Justin Reed, and two additional second round draft picks on January 26, 2006...Traded to Cleveland in exchange for Luke Jackson and cash on October 13, 2006.

05-06	14	87	4	10	.400	6	13	.462	10	21	31	2	14-0	1	3	14	1.0
-------	----	----	---	----	------	---	----	------	----	----	----	---	------	---	---	----	-----

Three-Point Field Goals: 2005-06, None Attempted.

YEAR G MIN FGM FGA PCT FTM FTA PCT OFF DEF TOT AST PF-DQ ST BL PTS AVG

JOHNNY JONES [#27] 6'7" 210 LBS 03/12/43 LOS ANGELES STATE '67

>> Transactions: Made the 1967-68 team after playing one year at Los Angeles State, under Bill Sharman...Selected by the Milwaukee Bucks in the NBA expansion draft on May 6, 1968.

67-68	51	475	86	253	.340	42	68	.618			114	26	60-0			214	4.2
-------	----	-----	----	-----	------	----	----	------	--	--	-----	----	------	--	--	-----	-----

PLAYOFF RECORD

67-68	5	10	3	6	.500	0	0	.000			4	0	2-0			6	1.2
-------	---	----	---	---	------	---	---	------	--	--	---	---	-----	--	--	---	-----

JUMAINE JONES [#20] 6'8" 218 LBS 02/10/79 GEORGIA '01

>> Transactions: Acquired from the Cleveland Cavaliers for J.R. Bremer, Bruno Sundov and a conditional second round draft choice on July 29, 2003...Traded to the Los Angeles Lakers with Chucky Atkins and Chris Mihm for Gary Payton, Rick Fox and a conditional first round draft choice on August 13, 2004.

03-04	42	373	33	96	.344	14	23	.609	24	44	68	14	48-0	12	9	93	2.2
-------	----	-----	----	----	------	----	----	------	----	----	----	----	------	----	---	----	-----

Three-Point Field Goals: 2003-04, 13-for-44 (.295).

PLAYOFF RECORD

03-04	2	28	2	6	.333	0	0	.000	1	4	5	2	4-0	0	0	4	2.0
-------	---	----	---	---	------	---	---	------	---	---	---	---	-----	---	---	---	-----

Three-Point Field Goals: 2003-04, 0-for-2 (.000).

K. C. JONES [#25, #27] 6'1" 200 LBS 05/25/32 SAN FRANCISCO '56

>> Transactions: Second round draft choice in 1956...Retired in 1967.

58-59	49	609	65	192	.339	41	68	.603			127	70	58-0			171	3.5
59-60	74	1274	169	414	.408	128	170	.753			199	189	109-1			466	6.3
60-61	78	1605	203	601	.338	186	280	.664			279	253	190-3			592	7.6
61-62	79	2054	294	724	.406	147	232	.634			298	343	206-1			735	9.2
62-63	79	1945	230	591	.389	112	177	.633			263	317	221-3			572	7.2
63-64	80	2424	283	722	.392	88	168	.524			372	407	253-0			654	8.2
64-65	78	2434	253	639	.396	143	227	.630			318	437	263-5			649	8.3
65-66	80	2710	240	619	.388	209	303	.690			304	503	243-4			689	8.6
66-67	78	2446	182	459	.397	109	189	.630			239	389	273-7			483	6.2
TOTALS	676	17472	1914	4944	.387	1171	1853	.632			2392	2904	1824-25			4999	7.4

PLAYOFF RECORD

58-59	8	75	5	20	.250	5	5	1.000			12	10	8-0			15	1.9
59-60	13	232	27	80	.337	17	22	.773			45	14	28-0			71	5.5
60-61	9	103	9	30	.300	7	14	.500			19	15	17-0			25	2.8
61-62	14	329	44	102	.431	38	53	.717			56	55	50-1			126	9.0
62-63	13	255	19	64	.297	21	30	.700			36	37	42-1			59	4.5
63-64	10	312	25	72	.347	13	25	.520			37	68	40-0			63	6.3
64-65	12	396	43	104	.413	35	45	.778			39	74	49-1			121	10.1
65-66	17	543	45	109	.413	39	57	.684			52	75	65-0			129	7.6
66-67	9	254	24	75	.320	11	18	.611			24	48	36-1			59	6.6
TOTALS	105	2494	241	656	.367	186	269	.691			320	396	335-4			668	6.4

RONALD "POPEYE" JONES [#4]6'8" 250 LBS 06/17/70 MURRAY STATE '92

>> Transactions: Acquired from the Toronto Raptors with Kenny Anderson and Zan Tabak for Chauncey Billups, Dee Brown, John Thomas and Roy Rogers on February 18, 1998...Traded with Ron Mercer and Dwayne Schintzius to the Denver Nuggets for Danny Fortson, Eric Williams, Eric Washington and a first-round draft choice on August 3, 1999.

97-98									INJURED								
98-99	18	206	20	51	.392	14	17	.824	28	24	52	15	31-0	5	0	54	3.0
TOTALS	18	206	20	51	.392	14	17	.824	28	24	52	15	31-0	5	0	54	3.0

Three-Point Field Goals: 1997-98, None Attempted; 1998-99, 0-for-1 (.000). Total: 0-for-1 (.000).

SAM JONES [#24] 6'4" 205 LBS 06/24/33 NORTH CAROLINA CENTRAL '57

>> Transactions: First round draft choice (8th pick overall) in 1957 NBA Draft...Retired in 1969.

57-58	56	594	100	233	.429	60	84	.714			160	37	42-0			260	4.6
58-59	71	1466	305	703	.434	151	196	.770			428	101	102-0			761	10.7
59-60	74	1512	355	782	.454	168	220	.764			375	125	101-1			878	11.9
60-61	78	2028	480	1069	.449	211	268	.787			421	217	148-1			1171	15.0
61-62	78	2388	596	1284	.464	243	297	.818			458	232	149-0			1435	18.4
62-63	76	2523	621	1305	.476	257	324	.793			396	241	162-1			1499	19.7
63-64	76	2381	612	1359	.450	249	318	.783			349	202	192-1			1473	19.4
64-65	80	2885	821	1818	.452	428	522	.820			411	223	176-0			2070	25.9
65-66	67	2155	626	1335	.469	325	407	.799			347	216	170-0			1577	23.5
66-67	72	2325	638	1406	.454	318	371	.857			338	217	191-1			1594	22.1
67-68	73	2408	621	1348	.461	311	376	.827			357	216	181-0			1553	21.3
68-69	70	1820	496	1103	.450	148	189	.783			265	182	121-0			1140	16.3
TOTALS	871	24285	6271	13745	.456	2869	3572	.803			4305	2209	1735-5			15411	17.7

YEAR	G	MIN	FGM	FGA	PCT	FTM	FTA	PCT	OFF	DEF	TOT	AST	PF-DQ	ST	BL	PTS	AVG
SAM JONES PLAYOFF RECORD																	
57-58	8	75	10	22	.455	11	16	.688			24	4	7-0			31	3.9
58-59	11	192	40	108	.370	33	39	.846			63	17	14-0			113	10.3
59-60	13	197	45	117	.385	17	21	.809			41	18	15-0			107	8.2
60-61	10	258	50	112	.446	31	35	.886			54	22	22-0			131	13.1
61-62	14	504	123	277	.444	42	60	.700			99	44	30-0			288	20.6
62-63	13	450	120	248	.484	69	83	.831			81	32	42-1			309	23.8
63-64	10	356	91	180	.506	50	68	.735			47	23	24-0			232	23.2
64-65	12	495	135	294	.459	73	84	.869			55	30	39-1			343	28.6
65-66	17	602	154	343	.449	114	136	.838			86	53	65-1			422	24.8
66-67	9	326	95	207	.459	50	58	.862			46	28	30-1			240	26.7
67-68	19	685	162	367	.441	66	84	.786			64	50	58-0			390	20.5
68-69	18	514	124	296	.419	55	69	.797			58	37	45-1			303	16.8
TOTALS	154	4654	1149	2571	.447	611	753	.811			718	358	391-5			2909	18.9

KRIS JOSEPH [#43]										6'7"		215 LBS		12/17/88		SYRACUSE '12			
>> Transactions: Second round draft choice (31st overall) in 2012 NBA Draft...Waived on January 6, 2015...Acquired from Brooklyn along with Keith Bogans, MarShon Brooks, Kris Humphries, Gerald Wallace, three future first round draft picks, and the option to swap first round draft picks in 2017 in exchange for Paul Pierce, Kevin Garnett, Jason Terry and D.J. White on July 12, 2015...Waived on July 15, 2015.																			
12-13	6	24	2	11	.182	3	4	.750	1	4	5	1	2-0	0	0	7	1.2		
Three-Point Field Goals: 2012-13, 0-for-2 (.000).																			

JEFF JUDKINS [#32]					6'6"		185 LBS		03/23/56		UTAH '78						
>> Transactions: Second round draft choice (30th pick overall) in 1978 NBA Draft...Selected by the Dallas Mavericks in the NBA expansion draft on July 28, 1980.																	
78-79	81	1521	295	587	.503	119	146	.815	70	121	191	145	184-1	81	12	709	8.8
79-80	65	674	139	276	.504	62	76	.816	32	34	66	47	91-0	29	5	351	5.4
TOTALS	146	2195	434	863	.503	181	222	.816	102	155	257	192	275-1	110	17	1060	7.3
Three-Point Field Goals: 1979-80, 11-for-27 (.407).																	

PLAYOFF RECORD																	
79-80	7	10	4	8	.500	0	0	.000	3	1	4	0	0-0	1	0	9	1.3
Three-Point Field Goals: 1979-80, 1-for-3 (.333).																	

GEORGE KAFTAN [#9]				6'3"		190 LBS		02/22/28		HOLY CROSS '48				
48-49	21	116	315	.368	72	115	.626		61	28			304	14.5
49-50	55	199	535	.372	136	208	.654		145	92			534	9.7
TOTALS	76	315	850	.371	208	323	.644		206	120			838	11.0

TONY KAPPEN [#5]				5'10"		165 LBS		04/13/19 D: 12/18/93				NO COLLEGE				
46-47	18	25	91	.275	24	38	.632				6	24			74	4.1
Also played 41 games for Pittsburgh in 1946-47																

GERARD KELLY [#14, #24]										6'2"		180 LBS		06/14/18		MARSHALL											
46-47		43		91		313		.291		74		111		.667				21		128				256		6.0	

TOM KELLY [#6]			6'2"			172 LBS			03/05/24 D: 03/20/08			NY UNIVERSITY '48			
48-49	27	73	218	.335	45	73	.616				38	73		191	7.1

TOBY KIMBALL [#26]		6'8"		220 LBS		09/07/42		CONNECTICUT '65					
>> Transactions: Third round draft choice (22 nd pick overall) in 1965 NBA Draft...Selected by the San Diego Rockets in the NBA expansion draft on May 1, 1967.													
66-67	38	222	35	97	361	27	40	675	146	13	42-0	97	2.6

PLAYOFF RECORD																	
66-67	1	4	0	2	.000	0	0	.000			3	0	1-0			0	0.0

MAURICE KING [#19]										6'3"		195 LBS		03/12/35		KANSAS '57			
59-60	1	19	5	8	.625	0	1	.000			4	2	3-0			10	10.0		

STACEY KING [#41]		6'11"		250 LBS		01/29/67		OKLAHOMA '89									
>> Transactions: Signed to a ten-day contract on March 10, 1997...Not signed to a second ten-day contract and was released on March 21, 1997 (also played 6 games for Dalls in 1996-97).																	
96-97	5	33	5	7	.714	2	3	.667	1	8	9	1	3-0	0	1	12	2.4
Three-Point Field Goals: 1996-97, None Attempted.																	

YEAR	G	MIN	FGM	FGA	PCT	FTM	FTA	PCT	OFF	DEF	TOT	AST	PF-DQ	ST	BL	PTS	AVG
BOB KINNEY [#22] 6'6" 220 LBS 09/16/20 D: 09/02/85 RICE '42																	
48-49	21		75	224	.335	54	91	.593				26	89			204	9.7
49-50	60		233	621	.375	201	320	.628				100	251			667	11.1
TOTALS	81		308	845	.364	255	411	.620				126	340			871	10.8

Also played 37 games for Fort Wayne in 1948-49.

GREG KITE [#50] 6'11" 250 LBS 08/05/61 BRIGHAM YOUNG '83																	
>> Transactions: First round draft choice (21 st pick overall) in 1983 NBA Draft...Waived on February 1, 1988 (also played 40 games for LA Clippers in 1987-88).																	
83-84	35	197	30	66	.455	5	16	.313	27	35	62	7	42-0	1	5	65	1.9
84-85	55	424	33	88	.375	22	32	.688	38	51	89	17	84-3	3	10	88	1.6
85-86	64	464	34	91	.374	15	39	.385	35	93	128	17	81-1	3	28	83	1.3
86-87	74	745	47	110	.427	29	76	.382	61	108	169	27	148-2	17	46	123	1.7
87-88	13	86	9	23	.391	1	6	.167	10	14	24	2	16-0	3	8	19	1.5
TOTALS	241	1916	153	378	.405	72	169	.426	171	301	472	70	371-6	27	97	378	1.6

Three-Point Field Goals: 1985-86, 0-for-1 (.000); 1986-87, 0-for-1 (.000). Totals: 0-for-2 (.000).

PLAYOFF RECORD																	
83-84	11	38	1	8	.125	5	6	.833	5	4	9	3	9-0	0	1	7	0.6
84-85	9	63	5	12	.417	1	2	.500	5	11	16	3	13-0	1	0	11	1.2
85-86	13	78	7	10	.700	4	7	.571	5	14	19	3	20-0	2	4	18	1.4
86-87	20	172	7	20	.350	3	7	.429	15	31	46	8	43-1	2	8	17	0.9
TOTALS	53	351	20	50	.400	13	22	.591	30	60	90	17	85-1	5	13	53	1.0

Three-Point Field Goals: None Attempted.

JOE KLEINE [#53] 7'0" 271 LBS 01/04/62 ARKANSAS '85																	
>> Transactions: Acquired from the Sacramento Kings with Ed Pinckney for Danny Ainge and Brad Lohaus on February 23, 1989 (also played 47 games for Sacramento in 1988-89)...Contract was not renewed after the 1992-93 season and he became a free agent.																	
88-89	28	498	59	129	.457	53	64	.828	49	88	137	32	66-0	15	5	171	6.1
89-90	81	1365	176	367	.480	83	100	.830	117	238	355	46	170-0	15	27	435	5.4
90-91	72	850	102	218	.468	54	69	.783	71	173	244	21	108-0	15	14	258	3.6
91-92	70	991	144	293	.491	34	48	.708	94	202	296	32	99-0	23	14	326	4.7
92-93	78	1129	108	267	.404	41	58	.707	113	233	346	39	123-0	17	17	257	3.3
TOTALS	329	4833	589	1274	.461	265	339	.782	444	934	1378	170	566-0	85	77	1447	4.4

Three-Point Field Goals: 1988-89, 0-for-1 (.000); 1989-90, 0-for-4 (.000); 1990-91, 0-for-2 (.000); 1991-92, 4-for-8 (.500); 1992-93, 0-for-6 (.000). Totals: 4-for-22 (.182).

PLAYOFF RECORD																	
88-89	3	65	6	11	.545	7	9	.778	4	13	17	2	9-0	0	1	19	6.3
89-90	5	79	13	17	.765	5	6	.833	3	11	14	2	12-0	2	3	31	6.2
90-91	5	31	4	9	.444	0	0	.000	5	6	11	1	7-0	0	0	8	1.6
91-92	9	82	9	22	.409	2	2	1.00	6	16	22	1	11-0	0	1	20	2.2
92-93	4	29	3	5	.600	0	0	.000	0	5	5	0	4-0	0	1	6	1.5
TOTALS	26	286	35	64	.547	14	17	.824	18	51	69	6	43-0	2	6	84	3.2

Three-Point Field Goals: 1988-89, 0-for-1 (.000); 1989-90, 0-for-1 (.000); 1991-92, 0-for-1 (.000). Totals: 0-for-3 (.000).

BILLY KNIGHT [#35] 6'6" 195 LBS 06/09/52 PITTSBURGH '74																	
>> Transactions: Acquired from the San Diego Clippers with Nate Archibald, Marvin Barnes and draft choices for Kevin Kunnert, Kermit Washington, Sidney Wicks and the rights to Freeman Williams on August 4, 1978...Traded to the Indiana Pacers for Rick Robey on January 16, 1979 (also played 39 games for Indiana in 1978-79).																	
78-79	40	1119	219	436	.502	118	146	.808	41	132	173	66	86-1	31	3	556	13.9

TRAVIS KNIGHT [#40] 7'0" 235 LBS 09/13/74 CONNECTICUT '96																	
>> Transactions: Signed as a free agent on July 7, 1997...Traded to the Los Angeles Lakers for Tony Battie on January 21, 1999.																	
97-98	74	1503	193	438	.441	81	103	.786	146	219	365	104	253-3	54	82	482	6.5

BART KOFOED [#12] 6'4" 210 LBS 03/24/64 KEARNEY STATE '87																	
>> Transactions: Signed as a free agent on October 8, 1992...Waived on November 26, 1992.																	
92-93	7		41	3	.131	11	14	.786	0	1	1	10	1-0	2	1	17	2.4

Three-Point Field Goals: 1992-93, 0-for-1 (.000).

HAROLD KOTTMAN [#9] 6'8" 220 LBS 08/22/22 CULVER-STOCKTON '46																	
46-47	53		59	188	.314	47	101	.465				17	58			165	3.1

YEAR	G	MIN	FGM	FGA	PCT	FTM	FTA	PCT	OFF	DEF	TOT	AST	PF-DQ	ST	BL	PTS	AVG
------	---	-----	-----	-----	-----	-----	-----	-----	-----	-----	-----	-----	-------	----	----	-----	-----

WAYNE KREKLOW [#20]**6'4"****175 LBS****01/04/57****DRAKE '79**>> Transactions: Third round draft choice (53rd pick overall) in 1979...Waived on October 10, 1979...Re-signed on September 12, 1980...Waived on January 21, 1981.

80-81	25	100	11	47	.234	7	10	.700	2	10	12	9	20-0	2	1	30	1.2
-------	----	-----	----	----	------	---	----	------	---	----	----	---	------	---	---	----	-----

Three-Point Field Goals: 1980-81, 1-for-4 (.250).

NENAD KRSTIC [#4]**7'0"****240 LBS****07/25/83****SERBIA**

>> Transactions: Acquired from the Oklahoma City Thunder along with Jeff Green and a future first round draft pick (from the LA Clippers) in exchange for Kendrick Perkins and Nate Robinson on February 24, 2011.

10-11	24	553	79	147	.537	60	80	.750	47	81	128	8	77-0	8	8	218	9.1
-------	----	-----	----	-----	------	----	----	------	----	----	-----	---	------	---	---	-----	-----

Three-Point Field Goals: 2010-11, None Attempted.

PLAYOFF RECORD

10-11	7	56	5	8	.625	2	3	.667	5	7	12	2	8-0	0	4	12	1.7
-------	---	----	---	---	------	---	---	------	---	---	----	---	-----	---	---	----	-----

Three-Point Field Goals: 2010-11, None Attempted.

STEVE KUBERSKI [#11, #33]**6'8"****215 LBS****11/06/47****BRADLEY '69**

>> Transactions: Acquired from the Oklahoma City Thunder along with Jeff Green and a future first round draft pick (from the LA Clippers) in exchange for Kendrick Perkins and Nate Robinson on February 24, 2011.

played 10 games for Buffalo in 1975-76)...Waived on December 8, 1977.

69-70	51	797	130	335	.388	64	92	.696			257	29	87-0			324	6.4
70-71	82	1867	313	745	.420	133	183	.727			538	78	198-1			759	9.3
71-72	71	1128	185	444	.417	80	102	.784			320	46	130-1			450	6.3
72-73	78	762	140	347	.403	65	84	.774			197	26	92-0			345	4.4
73-74	78	985	157	368	.427	86	111	.775	96	141	237	38	125-0	7	7	400	5.1
75-76	60	882	128	274	.467	68	76	.895	86	148	234	44	123-1	11	11	324	5.4
76-77	76	860	131	312	.420	63	83	.759	76	133	209	39	89-0	7	5	325	4.3
77-78	3	14	1	4	.250	0	0	.000	1	5	6	0	2-0	1	0	2	0.7
TOTALS	499	7285	1185	2829	.419	559	731	.765	259	427	1998	300	846-3	26	23	2929	5.9

PLAYOFF RECORD

71-72	11	218	48	87	.552	32	38	.842			63	3	23-0			128	11.6
72-73	12	95	19	46	.413	7	10	.700			14	3	15-0			45	3.8
73-74	9	69	5	25	.200	5	10	.500	8	12	20	2	9-0	1	1	15	1.7
75-76	18	232	38	81	.469	21	26	.808	16	35	51	16	38-0	0	3	97	5.4
TOTALS	50	614	110	239	.460	65	84	.774	24	47	148	24	85-0	1	4	285	5.7

FRANK KUDELKA [#21]**6'2"****193 LBS****06/25/25 D: 05/04/93****ST. MARY'S (CA)**

50-51

PLAYOFF RECORD

50-51	1	2	4	.500	0	3	.000			5	2	3-0				4	4.0
-------	---	---	---	------	---	---	------	--	--	---	---	-----	--	--	--	---	-----

Also played for Washington in 1950-51. Games played for Boston were not recorded.

OLIVER LAFAYETTE [#0]**6'2"****190 LBS****05/06/84****HOUSTON '07**

>> Transactions: Signed on April 14, 2010.

09-10	1	22	3	6	.500	0	0	---	1	3	4	2	0-0	0	0	7	7.0
-------	---	----	---	---	------	---	---	-----	---	---	---	---	-----	---	---	---	-----

Three-Point Field Goals: 2009-10, 1-for-2 (.500).

RAEF LAFRENTZ [#45]**6'11"****245 LBS****05/29/76****KANSAS '98**

>> Transactions: Acquired from the Dallas Mavericks along with Chris Hills, Jiri Welsch and a first round draft choice for Tony Delk and Antoine Walker on October 20, 2003...Traded to the Portland Trail Blazers along with Dan Dickau and Boston's 2006 first round draft pick (#7 pick overall) for Sebastian Telfair, Theo Ratcliff and a second round draft pick in 2008 on June 28, 2006.

03-04	17	328	57	124	.460	10	13	.769	30	49	79	24	47-1	8	13	132	7.8
04-05	80	2196	341	688	.496	120	148	.811	154	399	553	98	262-2	42	99	884	11.1
05-06	82	2033	238	552	.431	51	75	.680	80	326	406	115	273-6	29	72	639	7.8
TOTALS	179	4557	636	1364	.466	181	236	.767	264	774	1038	237	582-9	79	184	1655	9.2

Three-Point Field Goals: 2003-04, 8-for-40 (.200); 2004-05, 82-for-225 (.364); 2005-06, 112-for-286 (.392). Totals: 202-for-551 (.367).

PLAYOFF RECORD

04-05	7	185	16	41	.390	8	10	.800	6	28	34	8	27-1	6	12	48	6.9
-------	---	-----	----	----	------	---	----	------	---	----	----	---	------	---	----	----	-----

Three-Point Field Goals: 2004-05, 8-for-16 (.500).

MARCUS LANDRY [#12]**6'7"****230 LBS****11/01/85****WISCONSIN '09**

>> Transactions: Acquired from the New York Knicks along with Nate Robinson in exchange for Eddie House, Bill Walker and J.R. Giddens on February 18, 2010...Waived April 9, 2010.

09-10	1	3	0	2	.000	0	0	.000	0	0	0	0	0-0	0	0	0	0.0
-------	---	---	---	---	------	---	---	------	---	---	---	---	-----	---	---	---	-----

Three-Point Field Goals: 2009-10, 0-for-2 (.000).

YEAR G MIN FGM FGA PCT FTM FTA PCT OFF DEF TOT AST PF-DQ ST BL PTS AVG

TONY LAVELLI [#4, #11] 6'3" 185 LBS 07/11/26 D: 01/10/98 YALE '49

>> Transactions: First round draft choice in 1949.

49-50 56 162 436 .372 168 197 .853 40 107 492 8.8

ED LEEDE [#5] 6'3" 185 LBS 07/17/27 DARTMOUTH '48

49-50 64 174 507 .343 223 316 .706 130 167 571 8.9

50-51 57 119 370 .322 140 189 .741 118 95 378 6.6

TOTALS 121 293 877 .335 363 505 .719 118 225 311 949 7.8

PLAYOFF RECORD

50-51 2 1 7 .143 1 1 1.000 0 2 3 3 1.5

REGGIE LEWIS [#35] 6'7" 195 LBS 11/21/65 D: 07/27/93 NORTHEASTERN '87

>> Transactions: First round draft choice (22nd pick overall) in 1987 NBA Draft.

87-88 49 405 90 193 .466 40 57 .702 28 35 63 26 54-0 16 15 220 4.5

88-89 81 2657 604 1242 .486 284 361 .787 116 261 377 218 258-5 124 72 1495 18.5

89-90 79 2522 540 1089 .496 256 317 .808 109 238 347 225 216-2 88 63 1340 17.0

90-91 79 2878 598 1219 .491 281 340 .826 119 291 410 201 234-1 98 85 1478 18.7

91-92 82 3070 703 1397 .503 292 343 .851 117 277 394 185 258-4 125 105 1703 20.8

92-93 80 3144 663 1410 .470 326 376 .867 88 259 347 298 248-1 118 77 1666 20.8

TOTALS 450 14674 3198 6550 .488 1479 1794 .824 577 1361 1938 1153 1268-13 569 417 7902 17.6

Three-Point Field Goals: 1987-88, 0-for-4 (.000); 1988-89, 3-for-22 (.136); 1989-90, 4-for-15 (.267); 1990-91, 1-for-13 (.077); 1991-92, 5-for-21 (.238); 1992-93, 14-for-

60 (.233). Totals: 27-for-135 (.200).

PLAYOFF RECORD

87-88 12 70 13 34 .382 3 5 .600 9 7 16 4 13-0 3 2 29 2.4

88-89 3 125 26 55 .473 9 13 .692 5 16 21 11 11-0 5 0 61 20.3

89-90 5 200 37 62 .597 27 35 .771 9 16 25 22 14-0 7 2 101 20.2

90-91 11 462 95 195 .487 56 68 .824 18 50 68 32 33-1 12 6 246 22.4

91-92 10 408 115 218 .528 48 63 .762 11 32 43 39 38-2 24 8 280 28.0

92-93 1 13 7 11 .636 3 4 .750 2 0 2 1 1-0 0 1 17 17.0

TOTALS 42 1278 293 575 .510 146 188 .777 54 121 175 109 110-3 51 19 734 17.5

Three-Point Field Goals: 1987-88, 0-for-1 (.000); 1988-89, 0-for-2 (.000); 1989-90, 0-for-1 (.000); 1990-91, 0-for-4 (.000); 1991-92, 2-for-6 (.333); 1992-93, 0-for-1

(.000). Totals: 2-for-15 (.133).

TODD LICHTI [#30] 6'4" 205 LBS 01/08/67 STANFORD '89

>> Transactions: Signed the first of two consecutive ten-day contracts on March 29, 1994...Not signed for the remainder of the season and was released on April 17, 1994 (also played 5 games for Golden State and 4 games for Orlando in 1993-94).

93-94 4 48 6 14 .429 7 14 .500 2 6 8 6 4-0 5 1 19 4.8

Three-Point Field Goals: 1993-94, None Attempted.

ALTON LISTER [#53] 7'0" 245 LBS 10/01/58 ARIZONA STATE '81

>> Transactions: Acquired from the Milwaukee Bucks with Todd Day for Sherman Douglas on November 26, 1995 (also played 7 games for Milwaukee in 1995-96)...Rights were renounced on July 7, 1997.

95-96 57 647 47 96 .490 39 62 .629 60 191 251 15 121-1 6 39 133 2.3

96-97 53 516 32 77 .416 23 31 .742 66 102 168 13 95-1 8 14 87 1.6

TOTALS 110 1163 79 173 .453 62 93 .686 126 293 419 28 216-2 14 53 220 2.0

Three-Point Field Goals: 1995-96, 1996-97, None Attempted.

BRAD LOHAUS [#54] 7'0" 235 LBS 09/29/64 IOWA '87

>> Transactions: Second round draft choice (45th pick overall) in 1987 NBA Draft...Traded with Danny Ainge to the Sacramento Kings for Joe Kleine and Ed Pinckney on February 23, 1989.

87-88 70 718 122 246 .496 50 62 .806 46 92 138 49 123-1 20 41 297 4.2

88-89 48 738 117 270 .433 35 46 .761 47 95 142 49 101-1 21 26 269 5.6

TOTALS 118 1456 239 516 .463 85 108 .787 93 187 280 98 224-2 41 67 566 4.8

Three-Point Field Goals: 1987-88, 3-for-13 (.231); 1988-89, 0-for-4 (.000). Totals: 3-for-17 (.176).

PLAYOFF RECORD

87-88 9 26 8 11 .727 0 0 .000 1 3 4 0 4-0 0 1 16 1.8

Three-Point Field Goals: 0-for-2 (.000).

GRANT LONG [#43] 6'9" 248 LBS 03/12/66 EASTERN MICHIGAN '88

>> Transactions: Signed as a free agent on January 16, 2003...Completed contract and was not re-signed.

02-03 41 488 27 70 .386 18 23 .783 24 59 83 25 62-0 9 1 72 1.8

Three-Point Field Goals: 2002-03, 0-for-3 (.000).

YEAR	G	MIN	FGM	FGA	PCT	FTM	FTA	PCT	OFF	DEF	TOT	AST	PF-DQ	ST	BL	PTS	AVG
------	---	-----	-----	-----	-----	-----	-----	-----	-----	-----	-----	-----	-------	----	----	-----	-----

GRANT LONG PLAYOFF RECORD

02-03	8	34	1	4	.250	0	0	.000	3	2	5	1	1-0	0	0	2	0.3
-------	---	----	---	---	------	---	---	------	---	---	---	---	-----	---	---	---	-----

Three-Point Field Goals: 2002-03, None Attempted.

JIM LOSCUTOFF [#18]

6'5"

230 LBS

02/04/30

OREGON '55

>> Transactions: First round draft choice in 1955...Retired in 1964.

55-56	71	1582	226	628	.360	139	207	.671			622	65	213-4			591	8.3
56-57	70	2220	306	888	.345	132	187	.706			730	89	244-5			744	10.6
57-58	5	56	11	31	.355	1	3	.333			20	1	8-0			23	4.6
58-59	66	1680	242	686	.353	62	84	.738			420	60	285-15			546	8.3
59-60	28	536	66	205	.322	22	36	.611			108	12	108-6			154	5.5
60-61	76	1153	144	478	.301	49	76	.645			291	25	238-5			358	4.7
61-62	79	1146	188	519	.362	45	84	.536			329	51	185-3			421	5.3
62-63	63	607	94	251	.375	22	42	.524			157	25	126-1			210	3.3
63-64	53	451	56	182	.308	18	31	.581			131	25	90-1			130	2.5
TOTALS	511	9431	1333	3868	.345	490	750	.653			2808	353	1497-40			3156	6.2

PLAYOFF RECORD

55-56	3	89	11	31	.355	7	9	.788			26	4	8-0			29	9.7
56-57	10	259	31	109	.284	18	28	.643			83	5	46-2			80	8.0
58-59	11	260	39	113	.345	11	21	.524			73	13	49-1			89	8.1
60-61	10	116	15	54	.278	7	9	.778			35	3	34-0			37	3.7
61-62	14	212	31	86	.360	4	10	.400			59	6	59-5			66	4.7
62-63	9	56	7	25	.280	1	2	.500			21	1	20-0			15	1.7
63-64	1	5	2	2	1.000	0	0	.000			2	0	3-0			4	4.0
TOTALS	58	997	136	420	.324	48	79	.608			299	32	219-8			320	5.5

CLYDE LOVELLETTE [#4, #34]

6'9"

235 LBS

09/07/29

KANSAS '52

62-63	61	568	161	376	.428	73	98	.745			177	27	137-0			395	6.5
63-64	45	437	128	305	.420	45	57	.789			126	24	100-0			301	6.7
TOTALS	106	1005	289	681	.424	118	155	.761			303	51	237-0			696	6.6

PLAYOFF RECORD

62-63	6	40	7	26	.269	4	6	.667			5	1	13-0			18	3.0
63-64	5	40	8	34	.235	4	4	1.000			7	2	8-0			20	4.0
TOTALS	11	80	15	60	.250	8	10	.800			12	3	21-0			38	3.5

AL LUCAS

6'3"

195 LBS

07/04/22 D: 04/26/95

FORDHAM

48-49	2		1	3	.333	0	0	.000				2	0			2	1.0
-------	---	--	---	---	------	---	---	------	--	--	--	---	---	--	--	---	-----

ED MACAULEY [#22]

6'8"

190 LBS

03/22/28

ST. LOUIS '49

>> Transactions: Selected in the NBA dispersal draft on April 25, 1950...Traded with the draft rights of Cliff Hagan to the St. Louis Hawks for the draft rights to Bill Russell on April 29, 1956.

50-51	68		459	985	.466	466	614	.759			616	252	205-4			1384	20.4
51-52	66	2631	384	888	.432	496	621	.799			529	232	174-0			1264	19.2
52-53	69	2902	451	997	.452	500	667	.750			629	280	188-0			1402	20.3
53-54	71	2792	462	950	.486	420	554	.758			571	271	168-1			1344	18.9
54-55	71	2706	403	951	.424	442	558	.792			600	275	171-0			1248	17.6
55-56	71	2354	420	995	.422	400	504	.794			422	211	158-2			1240	17.5
TOTALS	416		2579	5796	.447	2724	3518	.774			3367	1521	1064-7			7882	18.9

PLAYOFF RECORD

50-51	2		17	36	.472	10	16	.625			18	8	4-0			44	22.0
51-52	3	129	27	49	.551	16	19	.842			33	11	11-1			70	23.3
52-53	6	278	31	71	.437	39	54	.722			58	21	23-2			101	16.8
53-54	5	127	8	22	.364	9	13	.692			21	21	14-0			25	5.0
54-55	7	283	43	93	.462	41	54	.759			52	32	21-0			127	18.1
55-56	3	73	12	30	.400	7	11	.636			15	5	6-0			31	10.3
TOTALS	26		138	301	.458	122	167	.731			197	98	79-3			398	15.0

JOHN MAHNKEN [#16]

6'8"

220 LBS

06/16/22

GEORGETOWN '45

49-50	24		44	168	.262	23	36	.639				42	74			111	4.6
50-51																	
51-52	60	581	78	227	.344	26	43	.605			132	63	91-2			182	3.0
52-53	69	771	76	252	.302	39	56	.696			182	75	110-1			191	2.8
TOTALS																	

YEAR	G	MIN	FGM	FGA	PCT	FTM	FTA	PCT	OFF	DEF	TOT	AST	PF-DQ	ST	BL	PTS	AVG
------	---	-----	-----	-----	-----	-----	-----	-----	-----	-----	-----	-----	-------	----	----	-----	-----

JOHN MAHNKEN PLAYOFF RECORD																	
51-52	3	50	2	7	.286	3	6	.500			10	3	11-1			7	2.3
52-53	6	72	0	10	.000	5	5	1.000			19	6	16-0			5	0.8
TOTALS	9	122	2	17	.118	8	11	.727			29	9	27-1			12	1.3
Also played 2 games for Fort Wayne and 36 games for Tri-Cities in 1949-50. Also played for Indianapolis in 1950-51. Games played for Boston were not recorded.																	

FRANCIS MAHONEY [#19] 6'4" 205 LBS 11/20/27 BROWN '50																	
52-53	6	34	4	10	.400	4	5	.800			7	1	7-0			12	2.0

PLAYOFF RECORD																	
52-53	4	45	3	14	.214	3	5	.600			7	2	14-0			9	2.3

PETE MARAVICH [#44] 6'5" 200 LBS 06/22/48 D: 01/05/88 LOUISIANA STATE '70																	
>> Transactions: Signed as a free agent on January 22, 1980 (also played 17 games for Utah in 1979-80).																	
79-80	26	442	123	249	.494	50	55	.909	10	28	38	29	49-1	9	2	299	11.5
Three-Point Field Goals: 1979-80, 3-for-4 (.750).																	

PLAYOFF RECORD																	
79-80	9	104	25	51	.490	2	3	.667	0	8		6	12-0	3	0	54	6.0
Three-Point Field Goals: 1979-80, 2-for-6 (.333).																	

STEPHON MARBURY [#8] 6'2" 205 LBS 02/20/77 GEORGIA TECH '96																	
>> Transactions: Signed as a free agent on February 22, 2009.																	
08-09	23	414	38	111	.342	6	13	.462	2	26	28	75	34-0	10	3	88	3.8
Three-Point Field Goals: 2008-09, 6-for-25 (.240).																	

PLAYOFF RECORD																	
08-09	14	166	20	66	.303	9	9	1.000	2	11	13	25	15-0	1	0	52	3.7
Three-Point Field Goals: 2008-09, 3-for-12 (.250).																	

SAUL MARIASCHIN [#4] 5'11" 165 LBS 09/01/24 D: 1991 HARVARD '47																	
>> Transactions: Third round draft choice in 1947.																	
47-48	43		125	463	.270	83	117	.709				60	121			333	7.7

PLAYOFF RECORD																	
47-48	2		10	42	.238	9	14	.643				1	12			29	9.7

TONY MASSENBURG [#41] 6'9" 220 LBS 07/31/67 MARYLAND '90																	
>> Transactions: Signed to the first of two consecutive ten-day contracts on January 10, 1992...Contract expired on January 29, 1992 and was not signed for the remainder of the season (also played 7 games for Golden State; 3 games for Charlotte and 1 game for San Antonio in 1991-92)...Signed as a free agent on July 28, 1997...Traded with a future second-round draft choice to the Vancouver Grizzlies for Roy Rogers on October 28, 1997.																	
91-92	7	46	4	9	.444	2	4	.500	2	7	9	0	7-0	0	1	10	1.4
Three-Point Field Goals: 1991-92, None Attempted.																	

CEDRIC MAXWELL [#30, #31] 6'8" 217 LBS 11/21/55 UNC CHARLOTTE '77																	
>> Transactions: First round draft choice (12 th pick overall) in 1977 NBA Draft...Traded with a 1986 first round draft choice and cash to the Los Angeles Clippers for Bill Walton on September 6, 1985.																	

77-78	72	1213	170	316	.538	188	250	.752	138	241	379	68	151-2	53	48	528	7.3
78-79	80	2969	472	808	.584	574	716	.802	272	519	791	228	266-4	98	74	1518	19.0
79-80	80	2744	457	750	.609	436	554	.787	284	420	704	199	266-6	76	61	1350	16.9
80-81	81	2730	441	750	.588	352	450	.782	222	303	525	219	256-5	79	68	1234	15.2
81-82	78	2590	397	724	.548	357	478	.747	218	281	499	183	263-6	79	49	1151	14.8
82-83	79	2252	331	663	.499	280	345	.812	185	237	422	186	202-3	65	39	942	11.9
83-84	80	2502	317	596	.532	320	425	.753	201	260	461	205	224-4	63	24	955	11.9
84-85	57	1495	201	377	.533	231	278	.831	98	144	242	102	140-2	36	15	633	11.1
TOTALS	607	18495	2786	4984	.559	2738	3496	.783	1618	2405	4023	1390	1768-32	549	378	8311	13.7
Three-Point Field Goals: 1980-81, 0-for-1 (.000); 1981-82, 0-for-3 (.000); 1982-83, 0-for-1 (.000); 1983-84, 1-for-6 (.167); 1984-85, 0-for-2 (.000). Totals: 1-for-13 (.077).																	

PLAYOFF RECORD																	
79-80	9	320	59	93	.634	46	61	.754	31	59	90	19	25-0	5	10	164	18.2
80-81	17	598	101	174	.580	72	88	.818	61	64	125	46	53-0	12	16	274	16.1
81-82	12	385	62	120	.517	50	70	.714	37	50	87	26	40-0	18	11	174	14.5
82-83	7	246	29	55	.527	32	38	.842	23	28	51	23	18-0	4	4	90	12.9
83-84	23	752	84	167	.503	106	136	.779	52	67	119	55	77-1	22	7	274	11.9
84-85	20	238	21	43	.488	34	43	.791	17	30	47	7	29-0	9	2	76	3.8
TOTALS	88	2539	356	652	.546	340	436	.780	221	298	519	176	242-1	70	50	1052	11.9
Three-Point Field Goals: 1983-84, 0-for-1 (.000).																	

YEAR	G	MIN	FGM	FGA	PCT	FTM	FTA	PCT	OFF	DEF	TOT	AST	PF-DQ	ST	BL	PTS	AVG
------	---	-----	-----	-----	-----	-----	-----	-----	-----	-----	-----	-----	-------	----	----	-----	-----

BOB MCADOO [#11]**6'9"****210 LBS****09/25/51****NORTH CAROLINA '73**

>> Transactions: Acquired from the New York Knicks for future draft choices and a player to be named later on February 12, 1979 (New York acquired Tom Barker to complete the deal)...Also played 40 games for New York in 1978-79...Awarded to the Detroit Pistons for future draft choices as compensation for signing veteran free agent M.L. Carr on September 6, 1979.

78-79	20	637	167	334	.500	77	115	.670	36	105	141	40	55-1	12	20	411	20.6
-------	----	-----	-----	-----	------	----	-----	------	----	-----	-----	----	------	----	----	-----	------

JOHN MCCARTHY [#21]**6'1"****185 LBS****04/25/34****CANISIUS '56**

63-64	28	206	16	48	.333	5	13	.385			35	24	42-0			37	1.3
-------	----	-----	----	----	------	---	----	------	--	--	----	----	------	--	--	----	-----

PLAYOFF RECORD

63-64	1	8	1	1	1.000	0	0	.000			1	1	0-0			2	2.0
-------	---	---	---	---	-------	---	---	------	--	--	---	---	-----	--	--	---	-----

WALTER MCCARTY [#0]**6'10"****230 LBS****02/01/74****KENTUCKY '96**

>> Transactions: Acquired from the New York Knicks with Scott Brooks, Dontae' Jones and John Thomas for Chris Mills and two second round draft choices on October 22, 1997...Traded to the Phoenix Suns for a second round draft choice on February 8, 2005.

97-98	82	2340	295	730	.404	144	194	.742	141	223	364	177	274-6	110	44	788	9.6
98-99	32	659	64	177	.362	40	57	.702	36	79	115	40	88-0	24	13	181	5.7
99-00	61	879	78	230	.339	39	54	.722	33	77	110	70	83-1	24	23	229	3.8
00-01	60	478	45	126	.357	22	28	.786	24	57	81	39	82-0	14	7	131	2.2
01-02	56	718	80	180	.444	13	19	.684	32	96	128	41	83-0	18	7	212	3.8
02-03	82	1949	173	418	.414	61	98	.622	64	224	288	106	188-1	78	28	498	6.1
03-04	77	1900	203	523	.388	62	82	.756	28	211	239	124	179-1	72	22	605	7.9
04-05	44	553	62	150	.413	8	15	.533	21	56	77	26	85-0	15	9	162	3.7
TOTALS	494	9476	1000	2534	.395	389	547	.711	379	1023	1402	623	1062-9	355	153	2806	5.7

Three-Point Field Goals: 1997-98, 54-for-175 (.309); 1998-99, 13-for-50 (.260); 1999-00, 34-for-110 (.309); 2000-01, 19-for-56 (.339); 2001-02, 39-for-99 (.394); 2002-03, 91-for-248 (.367); 2003-04, 137-for-366 (.374); 2004-05, 30-for-90 (.333). Totals: 417-for-1194 (.349).

PLAYOFF RECORD

01-02	14	194	17	38	.447	7	9	.778	8	26	34	4	19-0	4	4	44	3.1
02-03	10	352	36	75	.480	6	7	.857	10	33	43	22	35-0	8	11	99	9.9
03-04	4	127	11	23	.478	0	0	0	3	18	21	8	7-0	2	4	28	7.0
TOTALS	28	673	64	136	.471	13	16	.813	21	77	98	34	61-0	14	19	171	6.1

Three-Point Field Goals: 2001-02, 3-for-18 (.167); 2002-03, 21-for-52 (.404); 2003-04, 6-for-15 (.400). Totals: 30-for-85 (.353).

XAVIER MCDANIEL [#31, #34]6'7"**232 LBS****06/04/63****WICHITA STATE '85**

>> Transactions: Signed as a free agent on September 10, 1992...Contract expired and elected to play overseas on September 6, 1995.

92-93	82	2215	457	924	.495	191	241	.793	168	321	489	163	249-4	72	51	1111	13.5
93-94	82	1971	387	839	.461	144	213	.676	142	258	400	126	193-0	48	39	928	11.3
94-95	68	1430	246	546	.451	89	125	.712	94	206	300	108	146-0	30	20	587	8.6
TOTALS	232	5616	1090	2309	.472	424	579	.732	404	785	1189	397	588-4	150	110	2626	11.3

Three-Point Field Goals: 1992-93, 6-for-22 (.273); 1993-94, 10-for-41 (.244); 1994-95, 6-for-21 (.286). Totals: 22-for-84 (.262).

PLAYOFF RECORD

92-93	4	126	22	53	.415	6	9	.667	6	12	18	9	16-0	1	4	50	12.5
94-95	4	59	5	17	.294	3	4	.750	2	4	6	5	5-0	0	0	13	3.3
TOTALS	8	185	27	70	.386	9	13	.692	8	16	24	14	21-0	1	4	63	7.9

Three-Point Field Goals: 1992-93, 0-for-2 (.000); 1994-95, 0-for-1 (.000). Totals: 0-for-3 (.000).

GLENN MCDONALD [#30]**6'6"****198 LBS****03/18/52****LONG BEACH STATE '74**

>> Transactions: First round draft choice (7th pick overall) in 1974 NBA Draft...Waived on October 21, 1976.

74-75	62	395	70	182	.385	28	37	.757	20	48	68	24	58-0	8	5	168	2.7
75-76	75	1019	191	456	.419	40	56	.714	56	79	135	68	123-0	39	20	422	5.6
TOTALS	137	1414	261	638	.409	68	93	.731	76	127	203	92	181-0	47	25	590	4.3

PLAYOFF RECORD

74-75	6	30	2	12	.167	1	3	.333	1	5	6	2	4-0	1	0	5	0.8
75-76	13	68	8	26	.308	5	6	.833	1	7	8	4	12-0	1	0	21	1.6
TOTALS	19	98	10	38	.263	6	9	.667	2	12	14	6	16-0	2	0	26	1.4

YEAR	G	MIN	FGM	FGA	PCT	FTM	FTA	PCT	OFF	DEF	TOT	AST	PF-DQ	ST	BL	PTS	AVG
KEVIN MCHALE [#32] 6'10" 225 LBS 12/19/57 MINNESOTA '80																	
>> Transactions: First round draft choice (3 rd pick overall) in 1980 NBA Draft...Retired in 1995.																	
80-81	82	1645	355	666	.533	108	159	.679	155	204	359	55	260-3	27	151	818	10.0
81-82	82	2352	465	875	.531	187	248	.754	191	365	556	91	264-1	30	185	1117	13.6
82-83	82	2345	483	893	.541	193	269	.717	215	338	553	104	241-3	34	192	1159	14.1
83-84	82	2577	587	1055	.556	336	439	.765	208	402	610	104	243-5	23	126	1511	18.4
84-85	79	2653	605	1062	.570	355	467	.760	229	483	712	141	254-3	28	120	1565	19.8
85-86	68	2397	561	978	.574	326	420	.776	171	380	551	181	192-2	29	134	1448	21.3
86-87	77	3060	790	1507	.524	428	512	.836	247	516	763	198	240-1	38	172	2008	26.1
87-88	64	2390	550	911	.604	346	434	.797	159	377	536	171	179-1	27	92	1446	22.6
88-89	78	2876	661	1211	.546	436	533	.818	223	414	637	172	223-2	26	97	1758	22.5
89-90	82	2722	648	1181	.549	393	440	.893	201	476	677	172	250-3	30	157	1712	20.9
90-91	68	2067	504	912	.553	228	275	.829	145	335	480	126	194-2	25	146	1251	18.4
91-92	56	1398	323	634	.509	134	163	.822	119	211	330	82	112-1	11	59	780	13.9
92-93	71	1656	298	649	.459	164	195	.841	95	263	358	73	126-0	16	59	762	10.7
TOTALS	971	30118	6830	12334	.554	3634	4554	.798	2358	4764	7122	1670	2758-27	344	1690	17335	17.9
Three-Point Field Goals: 1980-81, 0-for-2 (.000); 1982-83, 0-for-1 (.000); 1983-84, 1-for-3 (.333); 1984-85, 0-for-6 (.000); 1986-87, 0-for-4 (.000); 1988-89, 0-for-4 (.000); 1989-90, 23-for-69 (.333); 1990-91, 15-for-37 (.405); 1991-92, 0-for-13 (.000). 1992-93, 2-for-18 (.111). Totals: 41-for-157 (.261).																	

PLAYOFF RECORD																	
80-81	17	296	61	113	.540	23	36	.639	29	30	59	14	51-1	4	25	145	8.5
81-82	12	344	77	134	.575	40	53	.755	41	44	85	11	44-0	5	27	194	16.2
82-83	7	177	34	62	.548	10	18	.556	15	27	42	5	16-0	3	7	78	11.1
83-84	23	702	123	244	.504	94	121	.777	62	81	143	27	75-1	3	35	340	14.8
84-85	21	837	172	303	.568	121	150	.807	74	134	208	32	73-3	13	46	465	22.1
85-86	18	715	168	290	.579	112	141	.794	51	104	155	48	64-0	8	43	448	24.9
86-87	21	827	174	298	.584	96	126	.762	66	128	194	39	71-2	7	30	444	21.1
87-88	17	716	158	262	.603	115	157	.839	55	81	136	40	65-1	7	30	432	25.4
88-89	3	115	20	41	.448	17	23	.739	7	17	24	9	13-0	1	2	57	19.0
89-90	5	192	42	69	.609	25	29	.862	8	31	39	13	17-0	2	10	110	22.0
90-91	11	376	78	148	.527	66	80	.825	18	54	72	20	42-0	5	14	228	20.7
91-92	10	306	65	126	.516	35	44	.795	21	46	67	13	34-0	5	5	165	16.5
92-93	4	113	32	55	.582	12	14	.857	9	20	29	3	6-0	2	7	76	19.0
TOTALS	169	5716	1204	2145	.561	766	972	.788	456	797	1253	274	571-8	65	281	3182	18.8
Three-Point Field Goals: 1982-83, 0-for-1 (.000); 1983-84, 0-for-3 (.000); 1985-86, 0-for-1 (.000); 1987-88, 1-for-1 (1.000); 1989-90, 1-for-3 (.333); 1990-91, 6-for-11 (.545); 1991-92, 0-for-1 (.000). Totals: 8-for-21 (.381).																	

HORACE MCKINNEY [#17] 6'6" 187 LBS 01/01/19 D: 05/16/97 NORTH CAROLINA '46																	
50-51																	
51-52	63	1083	136	418	.325	65	80	.813			175	111	148-4			337	5.3
PLAYOFF RECORD																	
50-51	2		11	25	.440	4	5	.800			10	8	9-0			26	13.0
51-52	3	20	2	9	.222	0	0	.000			6	2	9-0			4	1.3
TOTALS	5		13	34	.382	4	5	.800			16	10	18-0			30	6.0
Also played for Washington in 1950-51.																	

ROSHOWN MCLEOD [#5] 6'8" 221 LBS 11/17/75 DUKE '98																	
>> Transactions: Acquired from the Philadelphia 76ers with a conditional first-round draft choice for Jerome Moiso on August 3, 2001...Contract expired and was not renewed.																	
01-02 ----- INJURED -----																	

DICK MEHEN [#13] 6'6" 195 LBS 05/20/22 D: 12/14/86 TENNESSEE '47																	
50-51																	
Also played for Baltimore and Fort Wayne in 1950-51. Games played with Boston were not recorded.																	

FAB MELO [#13] 7'0" 255 LBS 06/20/90 SYRACUSE '12																	
>> Transactions: First round draft choice (2 nd pick overall) in 2012 NBA Draft...Traded along with cash considerations to the Memphis Grizzlies in exchange for Donte Greene on August 15, 2013.																	
12-13	6	36	3	6	.500	1	4	.250	0	3	3	0	7-0	2	2	7	1.2
Three-Point Field Goals: 2012-13, None Attempted.																	
PLAYOFF RECORD																	
12-13 Did Not Appear In Any Games																	
Three-Point Field Goals: 2012-13, None Attempted.																	

YEAR	G	MIN	FGM	FGA	PCT	FTM	FTA	PCT	OFF	DEF	TOT	AST	PF-DQ	ST	BL	PTS	AVG
------	---	-----	-----	-----	-----	-----	-----	-----	-----	-----	-----	-----	-------	----	----	-----	-----

RON MERCER [#5]**6'7" 210 LBS 05/18/76****KENTUCKY '99**

>> Transactions: First round draft choice (6th pick overall) in 1997 NBA Draft...Traded with Popeye Jones and Dwayne Schintzius to the Denver Nuggets for Danny Fortson, Eric Williams, Eric Washington and a first-round draft choice on August 3, 1999.

97-98	80	2662	515	1145	.450	188	224	.839	109	171	280	176	213-2	125	17	1221	15.3
98-99	41	1551	305	707	.431	83	105	.790	37	118	155	104	81-1	67	12	698	17.0
TOTALS	121	4213	820	1852	.443	271	329	.824	146	289	435	280	294-3	192	29	1919	15.9

Three-Point Field Goals: 1997-98, 3-for-28 (.107); 1998-99, 5-for-30 (.167); Total: 8-for-58 (.138).

CHRIS MIHM [#4]**7'0" 265 LBS 07/16/79****TEXAS '00**

>> Transactions: Acquired from the Cleveland Cavaliers with Ricky Davis, Michael Stewart and a second round draft choice for Tony Battle, Eric Williams and Kedrick Brown on December 15, 2003...Traded to the Los Angeles Lakers with Chucky Atkins and Jumaane Jones for Gary Payton, Rick Fox and a conditional first round draft choice on August 13, 2004.

03-04	54	939	127	254	.500	76	118	.644	109	164	273	11	150-2	28	41	330	6.1
-------	----	-----	-----	-----	------	----	-----	------	-----	-----	-----	----	-------	----	----	-----	-----

Three-Point Field Goals: None Attempted.

PLAYOFF RECORD

03-04	4	65	7	22	.318	6	10	.600	8	10	18	0	12-1	4	4	20	5.0
-------	---	----	---	----	------	---	----	------	---	----	----	---	------	---	---	----	-----

Three-Point Field Goals: None Attempted.

ED MIKAN [#16]**6'8" 230 LBS 10/20/25 D: 10/22/99****DEPAUL '48**

53-54	9	71	8	24	.333	5	9	.556			20	3	15-0			21	2.3
-------	---	----	---	----	------	---	---	------	--	--	----	---	------	--	--	----	-----

DARKO MILICIC [#99]**7'0" 275 LBS 06/20/85****SERBIA '03**

>> Transactions: Signed as a free agent on September 28, 2012...Waived on November 21, 2011.

12-13	1	5	0	1	.000	0	0	---	0	1	1	0	1-0	0	0	0	0.0
-------	---	---	---	---	------	---	---	-----	---	---	---	---	-----	---	---	---	-----

Three-Point Field Goals: None Attempted.

DIRK MINNIEFIELD [#11]**6'3" 180 LBS 01/17/61****KENTUCKY '83**

>> Transactions: Signed as a free agent on December 11, 1987 (also played 11 games for Golden State in 1987-88)...Contract expired on October 5, 1988.

87-88	61	868	83	173	.480	27	32	.844	22	53	75	190	107-0	44	3	196	3.2
-------	----	-----	----	-----	------	----	----	------	----	----	----	-----	-------	----	---	-----	-----

Three-Point Field Goals: 1987-88, 4-for-16 (.250)

PLAYOFF RECORD

87-88	11	50	6	14	.429	2	2	1.000	1	1	2	11	13-0	2	0	16	1.5
-------	----	----	---	----	------	---	---	-------	---	---	---	----	------	---	---	----	-----

GREG MINOR [#9]**6'6" 230 LBS 09/08/71****LOUISVILLE '94**

>> Transactions: Signed as a free agent on October 19, 1994.

94-95	63	945	155	301	.515	65	78	.833	49	88	137	66	89-0	32	16	377	6.0
95-96	78	1761	320	640	.500	99	130	.762	93	164	257	146	161-0	36	11	746	9.6
96-97	23	547	94	196	.480	31	36	.861	30	50	80	34	45-0	15	2	220	9.6
97-98	69	1126	140	321	.436	59	86	.686	55	95	150	88	100-0	53	11	345	5.0
98-99	44	765	85	204	.417	36	48	.750	31	86	117	50	69-1	20	6	214	4.9
99-00																	

TOTALS	277	5144	794	1662	.478	290	378	.767	258	483	741	384	464-1	156	46	1902	6.9
---------------	------------	-------------	------------	-------------	-------------	------------	------------	-------------	------------	------------	------------	------------	--------------	------------	-----------	-------------	------------

Three-Point Field Goals: 1994-95, 2-for-12 (.167); 1995-96, 7-for-27 (.259); 1996-97, 1-for-8 (.125); 1997-98, 6-for-31 (.194); 1998-99, 8-for-28 (.286); 1999-00, None Attempted; Total: 24-for-106 (.226).

PLAYOFF RECORD

94-95	4	37	5	13	.385	1	1	1.000	1	0	1	2	3-0	1	1	11	2.8
-------	---	----	---	----	------	---	---	-------	---	---	---	---	-----	---	---	----	-----

Three-Point Field Goals: 1994-95, None Attempted.

MARK MINOR [#27]**6'5" 210 LBS 05/14/50****OHIO STATE '72**

>> Transactions: Eleventh round draft choice (165th pick overall) in 1972 NBA Draft.

72-73	4	20	1	4	.250	3	4	.750			4	2	5-0			5	1.3
-------	---	----	---	---	------	---	---	------	--	--	---	---	-----	--	--	---	-----

JEROME MOISO [#5]**6'10" 232 LBS 06/15/78****UCLA '02**

>> Transactions: First round draft choice (11th pick overall) in 2000 NBA Draft...Traded to the Philadelphia 76ers for Roshown McLeod and a conditional first-round draft choice on August 3, 2001.

00-01	24	135	12	30	.400	11	26	.423	12	30	42	3	29-0	3	4	35	1.5
-------	----	-----	----	----	------	----	----	------	----	----	----	---	------	---	---	----	-----

Three-Point Field Goals: 2000-01, 0-for-1 (.000).

YEAR	G	MIN	FGM	FGA	PCT	FTM	FTA	PCT	OFF	DEF	TOT	AST	PF-DQ	ST	BL	PTS	AVG
------	---	-----	-----	-----	-----	-----	-----	-----	-----	-----	-----	-----	-------	----	----	-----	-----

ERIC MONTROSS [#0] 7'0" 270 LBS 09/23/71 NORTH CAROLINA '94

>> Transactions: First round draft choice (9th pick overall) in 1994 NBA Draft...Traded with a 1996 first-round draft choice to the Dallas Mavericks for 1996 and 1997 first-round draft choices on June 21, 1996.

94-95	78	2315	307	575	.534	167	263	.635	196	370	566	36	299-10	29	61	781	10.0
95-96	61	1432	196	346	.566	50	133	.376	119	233	352	43	181-1	19	29	442	7.2
TOTALS	139	3747	503	921	.546	217	396	.548	315	603	918	79	480-11	48	90	1223	8.8

Three-Point Field Goals: 1994-95, 0-for-1 (.000); 1995-96, None Attempted. Totals: 0-for-1 (.000).

PLAYOFF RECORD

94-95	4	62	5	11	.455	3	6	.500	7	2	9	0	13-0	0	0	13	3.3
-------	---	----	---	----	------	---	---	------	---	---	---	---	------	---	---	----	-----

Three-Point Field Goals: 1994-95, None Attempted.

E'TWAUN MOORE [#55] 6'4" 191 LBS 02/25/89 PURDUE '11

>> Transactions: Second round draft choice (53rd pick overall) in 2011 NBA Draft...Traded along with JaJuan Johnson, Sean Williams and a future second round pick to Houston as part of a three team trade that saw Boston acquire Courtney Lee and Portland acquire Sasha Pavlovic, two future second round picks and cash considerations on July 20, 2012.

11-12	38	331	43	113	.381	7	7	1.000	4	29	33	34	33-0	11	3	110	2.9
-------	----	-----	----	-----	------	---	---	-------	---	----	----	----	------	----	---	-----	-----

Three-Point Field Goals: 2011-12, 17-for-45 (.378).

PLAYOFF RECORD

11-12	9	21	2	8	.250	1	2	.500	0	3	3	3	2-0	0	1	5	0.6
-------	---	----	---	---	------	---	---	------	---	---	---	---	-----	---	---	---	-----

Three-Point Field Goals: 2011-12, 0-for-2 (.000).

MIKKI MOORE [#7, #31] 7'0" 230 LBS 11/04/75 NEBRASKA '97

>> Transactions: Signed to a ten-day contract on January 6, 2003...Waived on January 16, 2003...Signed as a free agent on February 20, 2009.

02-03	3	12	0	1	.000	0	0	.000	1	0	1	0	6-0	0	2	0	0.0
08-09	24	456	51	85	.600	14	19	.737	31	75	106	25	96-2	4	5	116	4.8
TOTALS	27	468	51	86	.593	14	19	.737	32	75	107	25	102-2	4	7	116	4.3

Three-Point Field Goals: 2002-03, None Attempted; 2008-09, None Attempted.

PLAYOFF RECORD

08-09	10	66	5	10	.500	5	6	.833	6	9	15	4	11-0	2	5	15	1.5
-------	----	----	---	----	------	---	---	------	---	---	----	---	------	---	---	----	-----

Three-Point Field Goals: 2008-09, None Attempted.

REX MORGAN [#20] 6'5" 190 LBS 10/27/48 JACKSONVILLE '70

>> Transactions: Second round draft choice (21st pick overall) in 1970 NBA Draft.

70-71	34	266	41	102	.402	35	54	.648				61	22	58-2		117	3.4
71-72	28	150	16	50	.320	23	31	.742				30	17	34-0		55	2.0
TOTALS	62	416	57	152	.375	58	85	.682				91	39	92-2		172	2.8

PLAYOFF RECORD

71-72	4	10	1	7	.143	1	3	.333				6	0	6-0		3	0.8
-------	---	----	---	---	------	---	---	------	--	--	--	---	---	-----	--	---	-----

DWIGHT MORRISON [#15] 6'8" 220 LBS 04/26/32 IDAHO '54

>> Transactions: Second round draft choice in 1954 NBA Draft.

54-55	71	1227	120	284	.423	72	115	.626				451	82	222-10		312	4.4
55-56	71	910	89	240	.371	44	89	.494				345	53	159-5		222	3.1
TOTALS	142	2137	209	524	.399	116	204	.569				796	135	381-15		534	3.8

PLAYOFF RECORD

54-55	7	42	3	8	.375	1	3	.333				14	1	22-1		7	1.0
55-56	3	23	2	7	.286	0	4	.000				11	0	5-0		4	1.3
TOTALS	10	65	5	15	.333	1	7	.143				25	1	27-1		11	1.1

JOE MULLANEY [#17] 6'0" 165 LBS 11/17/25 D: 03/08/00 HOLY CROSS '59

>> Transactions: Second round draft choice in 1949 NBA Draft.

49-50	37		9	70	.129	12	15	.800				52	30			30	0.8
-------	----	--	---	----	------	----	----	------	--	--	--	----	----	--	--	----	-----

TODD MUNDT [#51] 7'0" 250 LBS 05/17/70 DELTA STATE '93

>> Transactions: Signed to the first of two consecutive ten-day contracts on March 23, 1996...Re-signed for the remainder of the season on April 12, 1996 (also played 24 games for Atlanta in 1995-96)...Rights renounced on July 30, 1996.

95-96	33	151	16	41	.390	5	8	.625	11	17	28	3	29-0	2	5	37	1.1
-------	----	-----	----	----	------	---	---	------	----	----	----	---	------	---	---	----	-----

Three-Point Field Goals: 1995-96, None Attempted.

YEAR G MIN FGM FGA PCT FTM FTA PCT OFF DEF TOT AST PF-DQ ST BL PTS AVG

GEORGE MUNROE [#6] 5'11" 175 LBS 01/05/22 DARTMOUTH '43
47-48 21 27 91 .297 17 26 .654 3 20 71 3.4

PLAYOFF RECORD
47-48 3 1 5 .200 2 2 1.000 1 2 4 1.3

DICK MURPHY [#5] 6'1" 180 LBS 03/10/21 D: 10/22/73 MANHATTAN
46-47 7 1 17 .059 0 4 .000 3 6 2 0.3
Also played 24 games for New York in 1946-47.

TROY MURPHY [#30] 6'11" 245 LBS 05/02/80 NOTRE DAME '01
>> Transactions: Signed as a free agent on March 2, 2011.
10-11 17 178 10 38 .421 11 13 .846 11 27 38 6 19-0 8 1 44 2.6
Three-Point Field Goals: 2010-11, 1-for-10 (.100).

PLAYOFF RECORD
10-11 1 3 0 0 --- 0 0 --- 1 0 1 0 0-0 0 0 0 0.0
Three-Point Field Goals: 2010-11, None Attempted.

WILLIE NAULLS [#12] 6'6" 225 LBS 10/07/34 UCLA '56
>> Transactions: Sold to Boston on September 4, 1963...Retired in 1966.
63-64 78 1409 321 769 .417 125 157 .796 356 64 208-0 767 9.8
64-65 71 1465 302 786 .384 143 176 .813 336 72 225-5 747 10.5
65-66 71 1433 328 815 .402 104 131 .794 319 72 197-4 760 10.7
TOTALS 220 4307 951 2370 .401 372 464 .802 1011 208 630-9 2274 10.3

PLAYOFF RECORD
63-64 10 177 37 95 .389 17 23 .739 46 8 31-1 91 9.1
64-65 12 180 39 95 .411 10 15 .667 51 9 27-0 88 7.3
65-66 11 75 9 35 .257 17 21 .810 16 1 23-0 38 3.2
TOTALS 33 432 85 225 .378 44 59 .746 113 18 81-1 217 6.6

DON NELSON [#19] 6'6" 210 LBS 05/15/40 IOWA '62
>> Transactions: Signed as a free agent on October 28, 1965...Retired in 1973.
65-66 75 1765 271 618 .439 223 326 .684 403 79 187-1 765 10.2
66-67 79 1202 227 509 .446 141 190 .741 295 65 143-0 595 7.5
67-68 82 1498 312 632 .494 195 268 .728 431 103 178-1 819 10.0
68-69 82 1773 374 771 .485 201 259 .776 458 92 198-2 949 11.6
69-70 82 2224 461 920 .501 337 435 .775 601 148 238-3 1259 15.4
70-71 82 2254 412 881 .468 317 426 .744 565 153 232-2 1141 13.9
71-72 82 2086 389 811 .480 356 452 .788 453 192 220-3 1134 13.8
72-73 72 1425 309 649 .476 159 188 .846 315 102 155-1 777 10.8
73-74 82 1748 364 717 .508 215 273 .788 90 255 345 162 189-1 10 13 943 11.5
74-75 79 2052 423 785 .539 263 318 .827 127 342 469 181 239-2 32 15 1109 14.0
75-76 75 945 175 379 .462 127 161 .789 56 126 182 77 115-0 1 7 477 6.4
TOTALS 872 18970 3717 7672 .484 2534 3296 .769 273 723 4517 1354 2094-16 43 35 9968 11.4

PLAYOFF RECORD
65-66 17 316 50 118 .424 42 52 .808 85 13 50-0 142 8.4
66-67 9 142 27 59 .458 10 17 .588 42 9 12-0 64 7.1
67-68 19 468 91 175 .520 55 74 .743 143 32 49-0 237 12.5
68-69 18 348 87 168 .518 50 60 .833 83 21 51-0 224 12.4
71-72 11 308 52 99 .525 41 48 .854 61 21 30-0 145 13.2
72-73 13 303 47 101 .465 49 56 .875 38 15 29-0 143 11.0
73-74 18 467 82 164 .500 41 53 .774 25 72 97 35 54-2 8 3 205 11.4
74-75 11 274 66 117 .564 37 41 .902 18 27 45 26 36-1 2 2 169 15.4
75-76 18 315 52 108 .481 60 69 .870 17 36 53 17 46-1 3 2 164 9.1
TOTALS 134 2941 554 1109 .500 385 470 .819 60 135 647 189 357-4 13 7 1493 11.1

YEAR	G	MIN	FGM	FGA	PCT	FTM	FTA	PCT	OFF	DEF	TOT	AST	PF-DQ	ST	BL	PTS	AVG
JACK NICHOLS [#16] 6'7" 230 LBS 04/09/26 D: 12/24/92 WASHINGTON '48																	
53-54	75	1607	163	528	.309	113	152	.743			363	104	187-2			439	5.9
54-55	64	1910	249	656	.380	138	177	.780			533	144	238-10			636	9.9
55-56	60	1964	330	799	.413	200	253	.791			625	160	228-7			860	14.3
56-57	61	1372	195	537	.363	108	136	.794			374	85	185-4			498	8.2
57-58	69	1224	170	484	.351	59	80	.738			302	63	123-1			399	5.8
TOTALS	329	8077	1107	3004	.369	618	798	.774			2197	556	961-24			2932	8.6
PLAYOFF RECORD																	
53-54	6	211	35	72	.486	30	38	.789			62	31	24-0			100	16.7
54-55	7	231	30	81	.370	13	16	.813			49	23	28-1			73	10.4
55-56	3	100	16	43	.372	9	10	.900			36	10	13-0			41	13.7
56-57	10	117	16	40	.400	3	5	.600			17	7	23-0			35	3.5
57-58	11	148	23	66	.348	7	10	.700			45	8	21-1			53	4.8
TOTALS	37	807	120	302	.397	62	79	.785			209	79	109-2			302	8.2
RICH NIEMANN [#27] 7'0" 252 LBS 07/02/46 ST. LOUIS '68																	
>> Transactions: Acquired off waivers from the Milwaukee Bucks on October 14, 1969.																	
69-70	6	18	2	5	.400	2	2	1.000			6	2	10-0			6	1.0
BOB NORDMANN [#34] 6'10" 262 LBS 12/11/39 ST. LOUIS '61																	
64-65	3	25	3	5	.600	0	0	.000			8	3	5			6	2.0
GEORGE NOSTRAND [#3] 6'8" 197 LBS 04/05/24 D: 11/08/81 WYOMING '46																	
48-49	27		91	267	.341	83	135	.615				38	74			265	9.8
49-50	18		36	120	.265	35	51	.686				22	39			107	6.7
TOTALS	45		127	387	.328	118	186	.634				60	113			372	8.3
Also played 33 games for Providence in 1948-49. Also played 1 game for Tri-Cities and 36 games for Chicago in 1949-50.																	
STAN NOSZKA [#10, #11] 6'1" 185 LBS 09/19/20 D: 11/15/91 DUQUESNE '43																	
47-48	22		27	97	.278	24	35	.686				4	52			78	3.5
48-49	30		30	123	.244	15	30	.500				25	56			75	2.5
TOTALS	52		57	220	.259	39	65	.600				29	108			153	2.9
PLAYOFF RECORD																	
47-48	3		10	30	.333	5	8	.625				2	11			25	8.3
JULIUS NWOSU [#0] 6'10" 255 LBS 05/01/71 LIBERTY '93																	
>> Transactions: Signed as a free agent on August 9, 1996...Waived on November 2, 1996.																	
96-97																	
Received DNP-CD 11/1 vs. Chicago.																	
PATRICK O'BRYANT [#26] 7'0" 249 LBS 06/20/86 BRADLEY '06																	
>> Transactions: Signed as a free agent on July 16, 2008...Traded to Toronto as part of a three team deal which resulted in Boston acquiring a future conditional second round pick from Sacramento and Sacramento acquiring Will Solomon from Toronto and cash considerations from Boston on February 19, 2009.																	
08-09	26	4.2	16	31	.516	8	12	.667	7	27	34	8	29-0	3	8	40	1.5
Three-Point Field Goals: 2008-09, None Attempted.																	
DERMOTT O'CONNELL [#7] 6'0" 174 LBS 04/13/28 D: 10/05/88 HOLY CROSS '49																	
48-49	21		87	315	.276	30	56	.536				65	40			204	9.7
49-50	37		72	275	.262	33	58	.569				64	62			177	4.8
TOTALS	58		159	590	.269	63	114	.553				129	102			381	6.6
Also played 24 games for St. Louis in 1949-50.																	
JERMAINE O'NEAL [#7] 6'11" 255 LBS 10/13/78 EAU CLAIRE HS (SC) '96																	
>> Transactions: Signed as a free agent on July 14, 2010...Waived on April 20, 2012.																	
10-11	24	431	50	109	.459	29	43	.674	25	63	88	12	65-3	2	30	129	5.4
11-12	25	570	52	120	.433	21	31	.677	37	98	135	10	80-1	8	43	125	5.0
TOTALS	49	1001	102	229	.445	50	74	.676	62	161	223	22	145-4	10	73	254	5.2
Three-Point Field Goals: 2010-11, 0-for-1 (.000); 2011-12, None Attempted. Totals: 0-for-1 (.000).																	
PLAYOFF RECORD																	
10-11	9	197	21	43	.488	10	11	.909	15	23	38	8	34-0	2	16	52	5.8
Three-Point Field Goals: 2010-11, None Attempted.																	

YEAR	G	MIN	FGM	FGA	PCT	FTM	FTA	PCT	OFF	DEF	TOT	AST	PF-DQ	ST	BL	PTS	AVG
------	---	-----	-----	-----	-----	-----	-----	-----	-----	-----	-----	-----	-------	----	----	-----	-----

SHAQUILLE O'NEAL [#36] 7'1" 325 LBS 03/06/72 LOUISIANA STATE '92

>> Transactions: Signed as a free agent on August 4, 2010...Retired June 2, 2011.

10-11	37	752	134	201	.667	73	131	.557	48	130	178	26	120-4	16	42	341	9.2
-------	----	-----	-----	-----	------	----	-----	------	----	-----	-----	----	-------	----	----	-----	-----

Three-Point Field Goals: 2010-11, None Attempted.

PLAYOFF RECORD

10-11	2	12	1	2	.500	0	2	.000	0	0	0	1	4-0	1	0	2	1.0
-------	---	----	---	---	------	---	---	------	---	---	---	---	-----	---	---	---	-----

Three-Point Field Goals: 2010-11, None Attempted.

JIMMY OLIVER [#27] 6'6" 208 LBS 07/12/69 PURDUE '91

>> Transactions: Signed as a free agent on October 7, 1993...Contract not renewed after the 1993-94 season.

93-94	44	540	89	214	.426	25	33	.758	8	38	46	33	39-0	16	1	216	4.9
-------	----	-----	----	-----	------	----	----	------	---	----	----	----	------	----	---	-----	-----

Three-Point Field Goals: 1993-94, 13-for-32 (.406).

MICHAEL OLOWOKANDI [#41] 7'0" 270 LBS 04/03/75 PACIFIC '98

>> Transactions: Acquired from the Minnesota Timberwolves along with Dwayne Jones, Wally Szczerbiak and a future first round draft choice in exchange for Marcus Banks, Mark Blount, Ricky Pauls, Justin Reed and two future conditional second round draft choices on January 27, 2006...Signed as a free agent on October 2, 2006...Contract expired on July 1, 2007.

05-06	16	167	20	45	.444	5	8	.625	5	36	41	6	22-0	3	6	45	2.8
06-07	24	234	19	46	.413	2	3	.667	14	34	48	5	48-0	8	13	40	1.7
TOTALS	40	401	39	91	.429	7	10	.700	19	70	89	11	70-0	11	19	85	2.1

Three-Point Field Goals: 2005-06, None Attempted; 2006-07, None Attempted.

ENOCH OLSEN [#25] 6'8" 230 LBS 07/25/40 LOUISVILLE '62

68-69	7	43	7	19	.368	0	6	.000			14	4	6-0			14	2.0
-------	---	----	---	----	------	---	---	------	--	--	----	---	-----	--	--	----	-----

DOUG OVERTON [#9, #20] 6'3" 190 LBS 08/03/69 LASALE '91

>> Transactions: Signed as a free agent on November 8, 1999...Waived on October 29, 2000...Re-signed as a free agent on November 21, 2000...Waived on December 7, 2000.

99-00	48	432	61	154	.396	20	21	.833	14	19	33	53	46-0	10	0	152	3.2
00-01	7	144	15	44	.341	7	11	.636	3	12	15	19	15-0	4	0	38	5.4
TOTALS	55	576	76	198	.389	27	32	.844	17	31	48	72	61-0	14	0	190	3.5

Three-Point Field Goals: 1999-00, 10-for-28 (.357); 2000-01, 1-for-4 (.250). Totals: 11-for-32 (.344).

MILT PALACIO [#9] 6'3" 195 LBS 02/07/78 COLORADO STATE '99

>> Transactions: Signed as a free agent on December 7, 2000...Waived on January 5, 2001...Re-signed to the first of two consecutive ten-day contracts on January 10, 2001...Signed for the remainder of the season on January 29, 2001...Traded to the Phoenix Suns with Joe Johnson, Randy Brown and a 2002 first-round draft choice for Tony Delk and Rodney Rogers on February 20, 2002.

00-01	58	1141	126	267	.472	78	92	.848	25	77	102	151	83-0	48	0	342	5.9
01-02	41	518	52	135	.385	36	51	.706	8	42	50	54	38-0	21	3	152	3.7
TOTALS	99	1659	178	402	.443	114	143	.797	33	119	152	205	121-0	69	3	494	5.0

Three-Point Field Goals: 2000-01, 12-for-36 (.333); 2001-02, 12-for-34 (.353). Totals: 24-for-70 (.343).

TOGO PALAZZI [#12] 6'4" 205 LBS 08/08/32 HOLY CROSS '54

>> Transactions: First round draft choice in 1954 NBA Draft.

54-55	53	504	101	253	.399	45	60	.750			146	30	60-1			247	4.7
55-56	63	703	145	373	.389	85	124	.685			182	42	87-0			375	6.0
56-57	20																
TOTALS	136																

PLAYOFF RECORD

54-55	5	30	12	24	.500	5	10	.500			14	1	7-0			29	5.8
55-56	2	7	1	5	.200	0	0	.000			2	0	1-0			2	1.0
TOTALS	7	37	13	29	.448	5	10	.500			16	1	8-0			31	4.4

Also played 43 games for Syracuse in 1956-57.

ROBERT PARISH [#00] 7' 1/2" 230 LBS 08/30/53 CENTENARY '76

>> Transactions: Acquired from the Golden State Warriors with a 1980 first-round draft choice for two 1980 first-round draft choices on June 9, 1980...Contract was not renewed and became a free agent following the 1994 season...Retired in 1997.

80-81	82	2298	635	1166	.545	282	397	.710	245	532	777	144	310-9	81	214	1552	18.9
81-82	80	2534	669	1235	.542	252	355	.710	288	578	866	140	267-5	68	192	1590	19.9
82-83	78	2459	619	1125	.550	271	388	.698	260	567	827	141	222-4	79	148	1509	19.3
83-84	80	2867	623	1140	.546	274	368	.745	243	614	857	139	266-7	55	116	1520	19.0
84-85	79	2850	551	1016	.542	292	393	.743	263	577	840	125	223-2	56	101	1394	17.6

YEAR	G	MIN	FGM	FGA	PCT	FTM	FTA	PCT	OFF	DEF	TOT	AST	PF-DQ	ST	BL	PTS	AVG
ROBERT PARISH REGULAR SEASON RECORD CONTINUED																	
85-86	81	2567	530	966	.549	245	335	.731	246	524	770	145	215-3	65	116	1305	16.1
86-87	80	2995	588	1057	.556	227	309	.735	254	597	851	173	266-5	64	144	1403	17.5
87-88	74	2312	442	750	.589	177	241	.734	173	455	628	115	198-5	55	84	1061	14.3
88-89	80	2840	596	1045	.570	294	409	.719	342	654	996	175	209-2	79	116	1486	18.6
89-90	79	2396	505	871	.580	233	312	.747	259	537	796	103	189-3	38	69	1243	15.7
90-91	81	2441	485	811	.598	237	309	.767	271	585	856	66	197-1	66	103	1207	14.9
91-92	79	2285	468	874	.535	179	232	.772	219	486	705	70	172-2	68	97	1115	14.1
92-93	79	2146	416	777	.535	162	235	.689	246	494	740	61	201-3	57	107	994	12.6
93-94	74	1987	356	725	.491	154	208	.740	141	401	542	82	190-3	42	96	866	11.7
TOTALS	1106	34977	7483	13558	.552	3279	4491	.730	3450	7601	11051	1679	3125-53	873	1703	18245	16.5

Three-Point Field Goals: 1980-81, 0-for-1 (.000); 1982-83, 0-for-1 (.000); 1986-87, 0-for-1 (.000); 1987-88 0-for-1 (.000); 1990-91, 0-for-1 (.000). Totals: 0-for-5 (.000).

PLAYOFF RECORD

80-81	17	492	108	219	.493	39	58	.672	50	96	146	19	74-2	21	39	255	15.0
81-82	12	426	102	209	.488	51	75	.680	43	92	135	18	47-1	5	48	255	21.3
82-83	7	249	43	89	.483	17	20	.850	21	53	74	9	18-0	5	9	103	14.7
83-84	23	869	139	291	.478	64	99	.646	76	172	248	27	100-6	23	41	342	14.9
84-85	21	803	136	276	.493	87	111	.784	57	162	219	31	68-0	21	34	359	17.1
85-86	18	591	106	225	.471	58	89	.652	52	106	158	25	47-1	9	30	270	15.0
86-87	21	734	149	263	.567	79	103	.767	59	139	198	28	79-4	18	35	377	18.0
87-88	17	626	100	188	.532	50	61	.820	51	117	168	21	42-0	11	19	250	14.7
88-89	3	112	20	44	.455	7	9	.778	6	20	26	6	5-0	4	2	47	15.7
89-90	5	170	31	54	.574	17	18	.944	23	27	50	13	21-0	5	7	79	15.8
90-91	10	296	58	97	.598	42	61	.689	33	59	92	6	34-1	8	7	158	15.8
91-92	10	335	50	101	.495	20	28	.714	38	59	97	14	22-0	7	15	120	12.0
92-93	4	146	31	57	.544	6	7	.857	13	25	38	5	14-0	1	6	68	17.0
TOTALS	168	5849	1073	2113	.508	537	739	.727	408	886	1649	176	571-15	107	196	2683	16.0

Three-Point Field Goals: 1986-87, 0-for-1 (.000).

SASHA PAVLOVIC [#11, 77] 6'7" 235 LBS 11/15/83 MONTENEGRO

>> Transactions: Signed as a free agent on March 3, 2011...Traded to Portland along with two future second round picks and cash considerations as part of a three team trade that saw Boston acquire Courtney Lee and Houston acquire Jajuan Johnson, ET'waun Moore, Sean Williams and a future second round pick on July 20, 2012.

10-11	17	149	12	26	.462	2	5	.400	1	13	14	3	15-0	5	0	31	1.8
11-12	45	527	50	128	.391	3	8	.375	4	68	72	18	54-0	20	15	120	2.7
TOTALS	62	676	62	154	.403	5	13	.384	5	81	86	21	69-0	25	15	151	2.4

Three-Point Field Goals: 2010-11, 5-for-10 (.500); 2011-12, 17-for-58 (.293). Totals: 22-for-68 (.324).

PLAYOFF RECORD

11-12	10	40	3	9	.333	0	0	---	2	3	5	1	4-0	1	1	7	0.7
-------	----	----	---	---	------	---	---	-----	---	---	---	---	-----	---	---	---	-----

Three-Point Field Goals: 2011-12, 1-for-5 (.200).

JIM PAXSON [#4] 6'6" 210 LBS 07/09/57 DAYTON '79

>> Transactions: Acquired from the Portland TrailBlazers for Jerry Sichting and future considerations on February 23, 1988 (also played 17 games for Portland in 1987-88)...Contract not renewed on October 6, 1990.

87-88	28	538	94	191	.492	54	61	.885	7	20	27	49	44-0	23	4	244	8.7
88-89	57	1138	202	445	.454	84	103	.816	18	56	74	107	96-0	38	8	492	8.6
89-90	72	1283	191	422	.453	73	90	.811	24	53	77	137	115-0	33	5	460	6.4
TOTALS	157	2959	487	1058	.460	211	254	.831	49	129	178	293	255-0	94	17	1196	7.6

Three-Point Field Goals: 1987-88, 2-for-13 (.154); 1988-89, 4-for-24 (.167); 1989-90, 5-for-20 (.250). Totals: 11-for-57 (.193).

PLAYOFF RECORD

87-88	15	188	17	59	.288	16	20	.800	1	8	9	11	18-0	6	2	50	3.3
88-89	INJURED																
89-90	5	62	8	16	.500	3	4	.750	0	0	0	7	1-0	5	0	19	3.8
TOTALS	20	250	25	75	.333	19	24	.792	1	8	9	18	19-0	11	2	69	3.5

Three-Point Field Goals: 1987-88, 0-for-2 (.000); 1989-90, 0-for-1 (.000). Totals: 0-for-3 (.000).

GARY PAYTON [#20] 6'4" 180 LBS 07/23/68 OREGON STATE '90

>> Transactions: Acquired from the Los Angeles Lakers along with Rick Fox and a future first round draft choice in exchange for Chuckie Atkins, Jurnaine Jones and Chris Mihm on August 13, 2004...Traded to the Atlanta Hawks along with Tom Gugliotta, Michael Stewart and a future first round draft choice in exchange for Antoine Walker on February 24, 2005...Signed as a free agent on March 4, 2005.

04-05	77	2541	339	725	.468	153	201	.761	48	188	236	469	121-0	88	12	873	11.3
-------	----	------	-----	-----	------	-----	-----	------	----	-----	-----	-----	-------	----	----	-----	------

Three-Point Field Goals: 2004-05, 42-for-129 (.326).

PLAYOFF RECORD

04-05	7	239	33	74	.446	5	6	.833	8	21	29	32	10-0	6	1	72	10.3
-------	---	-----	----	----	------	---	---	------	---	----	----	----	------	---	---	----	------

Three-Point Field Goals: 2004-05, 1-for-14 (.071).

YEAR	G	MIN	FGM	FGA	PCT	FTM	FTA	PCT	OFF	DEF	TOT	AST	PF-DQ	ST	BL	PTS	AVG
------	---	-----	-----	-----	-----	-----	-----	-----	-----	-----	-----	-----	-------	----	----	-----	-----

KENDRICK PERKINS [#43] 6'10" 278 LBS 11/10/84 CLIFTON J. OZEN HS (TX) '03

>> Transactions: Draft rights acquired along with draft rights to Marcus Banks from the Memphis Grizzlies in exchange for the draft rights to Dahntay Jones and Troy Bell on June 26, 2003...Signed contract extension on September 11, 2006...Traded along with Nate Robinson to the Oklahoma City Thunder in exchange for Jeff Green, Nenad Krstic and a future first round draft pick (from the LA Clippers) on February 24, 2011.

03-04	10	35	8	15	.533	6	9	.667	5	9	14	3	6-0	0	2	22	2.2
04-05	60	548	56	119	.471	37	58	.638	53	123	176	21	98-1	9	37	149	2.5
05-06	68	1332	137	266	.515	80	130	.615	140	264	404	69	199-3	21	105	354	5.2
06-07	72	1576	132	269	.491	60	100	.600	113	251	372	94	214-0	23	96	324	4.5
07-08	78	1912	214	349	.613	114	183	.623	145	329	474	84	242-3	31	114	542	6.9
08-09	76	2253	276	478	.577	96	160	.600	204	415	619	96	253-4	22	150	648	8.5
09-10	78	2154	313	522	.602	163	280	.582	155	440	595	80	219-1	26	132	791	10.1
10-11	12	313	22	59	.542	23	40	.575	23	74	97	10	37-0	2	10	87	7.3
TOTALS	462	8093	1158	2077	.558	579	960	.603	838	1905	2743	457	1268-12	134	646	2917	6.3

Three-Point Field Goals: 2003-04, None Attempted; 2004-05, None Attempted; 2005-06, 0-for-2 (.000); 2006-07, 0-for-3 (.000); 2007-08, 0-for-1 (.000); 2008-09, 0-for-2 (.000); 2009-10, 0-for-3 (.000); 2010-11, None Attempted. Totals: 0-for-11 (.000).

PLAYOFF RECORD

04-05	6	28	4	5	.800	1	3	.333	3	3	6	0	7-0	0	3	9	1.5
07-08	25	631	62	106	.585	40	59	.678	52	101	153	13	91-1	15	32	164	6.6
08-09	14	512	73	127	.575	20	30	.667	51	111	162	20	51-2	6	37	166	11.9
09-10	23	575	49	96	.510	35	55	.600	41	102	143	22	79-1	9	32	131	5.7
TOTALS	68	1746	188	334	.563	94	147	.639	147	317	464	55	228-4	30	104	470	6.9

Three-Point Field Goals: 2004-05, None Attempted; 2007-08, 0-for-1 (.000); 2008-09, 0-for-1 (.000); 2009-10, 0-for-1 (.000). Totals: 0-for-3 (.000).

ANDY PHILLIP [#17] 6'2" 195 LBS 03/07/22 D: 04/28/01 ILLINOIS '47

56-57	67	1476	105	277	.379	88	137	.642			181	168	121-1			298	4.4
57-58	70	1164	97	273	.355	42	71	.592			158	121	121-0			236	3.4
TOTALS	137	2640	202	550	.367	130	208	.625			339	289	242-1			534	3.9

PLAYOFF RECORD

56-57	10	128	8	22	.364	6	15	.400			20	17	18-0			22	2.2
57-58	10	91	5	21	.238	7	9	.778			14	7	20-0			17	1.7
TOTALS	20	219	13	43	.302	13	24	.542			34	24	38-0			39	2.0

GARY PHILLIPS [#21] 6'3" 189 LBS 12/07/39 HOUSTON '61

61-62	67	713	110	310	.355	50	86	.581			107	63	109-0			270	4.0
-------	----	-----	-----	-----	------	----	----	------	--	--	-----	----	-------	--	--	-----	-----

PLAYOFF RECORD

61-62	6	32	1	16	.062	8	11	.727			3	1	6-0			10	1.7
-------	---	----	---	----	------	---	----	------	--	--	---	---	-----	--	--	----	-----

PAUL PIERCE [#34] 6'7" 235 LBS 10/13/77 KANSAS '98

>> Transactions: Selected in the first round (10th overall) in the 1998 NBA Draft...Traded along with Kevin Garnett, Jason Terry and D.J. White to Brooklyn in exchange for Gerald Wallace, Kris Humphries, Keith Bogans, MarShon Brooks, Kris Joseph, three unprotected first round picks and the option to swap first round picks in 2017 on July 12, 2015.

98-99	48	1632	284	647	.439	139	195	.713	117	192	309	115	139-1	82	50	791	16.5
99-00	73	2583	486	1099	.442	359	450	.798	83	313	396	221	237-5	152	62	1427	19.5
00-01	82	3120	687	1513	.454	550	738	.745	94	428	522	253	251-3	138	69	2071	25.3
01-02	82	3302	707	1598	.442	520	643	.809	81	485	566	261	237-1	154	86	2144	26.1
02-03	79	3096	663	1592	.416	604	753	.802	106	472	578	349	227-2	139	62	2048	25.9
03-04	80	3099	602	1497	.402	517	631	.819	69	453	522	410	234-3	131	52	1836	23.0
04-05	82	2960	556	1223	.455	549	668	.822	78	461	539	348	255-1	133	39	1769	21.6
05-06	79	3084	689	1462	.471	627	812	.772	77	453	530	375	223-3	107	34	2116	26.8
06-07	47	1740	373	850	.439	320	402	.796	39	238	277	194	124-0	48	13	1173	25.0
07-08	80	2874	509	1098	.464	409	485	.843	53	358	411	363	199-0	102	35	1570	19.8
08-09	81	3035	540	1181	.457	459	553	.830	56	401	457	294	215-0	80	27	1658	20.5
09-10	71	2411	409	867	.472	369	433	.852	39	271	310	218	196-1	84	31	1296	18.3
10-11	80	2774	500	1021	.497	386	449	.860	34	396	430	260	231-0	80	51	1511	18.9
11-12	61	2075	394	890	.443	293	344	.852	37	280	317	274	147-1	70	26	1181	19.4
12-13	77	2575	476	1092	.436	333	423	.787	45	442	487	370	210-2	84	30	1430	18.6
TOTALS	1102	40360	7882	17630	.447	6434	7979	.806	1008	5643	6651	4305	3124-23	1583	668	24021	21.8

Three-Point Field Goals: 1998-99, 84-for-204 (.412); 1999-2000, 96-for-280 (.343); 2000-01, 147-for-384 (.384); 2001-02, 210-for-520 (.404); 2002-03, 118-for-391 (.302); 2003-04, 115-for-384 (.299); 2004-05, 108-for-292 (.370); 2005-06, 111-for-314 (.354); 2006-07, 107-for-275 (.389); 2007-08, 143-for-365 (.392); 2008-09, 119-for-304 (.391); 2009-10, 109-for-263 (.414); 2010-11, 111-for-297 (.374); 2011-12, 100-for-273 (.366); 2012-13, 145-for-382 (.380). Totals: 1823-for-4928 (.370).

YEAR	G	MIN	FGM	FGA	PCT	FTM	FTA	PCT	OFF	DEF	TOT	AST	PF-DQ	ST	BL	PTS	AVG
PAUL PIERCE PLAYOFF RECORD																	
01-02	16	672	122	303	.403	120	157	.764	27	110	137	66	52-0	27	20	394	24.6
02-03	10	445	77	193	.399	101	117	.863	11	79	90	67	38-0	21	8	271	27.1
03-04	4	162	26	76	.342	26	31	.839	6	29	35	10	12-0	5	4	83	20.8
04-05	7	277	47	93	.505	59	68	.868	7	47	54	32	18-0	13	10	160	22.9
07-08	26	990	163	370	.441	142	177	.802	21	108	129	119	90-1	28	8	511	19.7
08-09	14	556	95	221	.430	85	101	.842	4	77	81	43	44-1	15	5	294	21.0
09-10	24	930	147	336	.438	117	142	.824	20	123	143	82	80-1	24	14	451	18.8
10-11	9	343	68	148	.459	30	34	.882	5	40	45	25	30-0	12	4	187	20.8
11-12	20	778	120	311	.386	110	123	.894	14	107	121	62	68-3	30	18	377	18.9
12-13	6	255	39	106	.368	26	29	.897	4	30	34	32	21-0	5	3	115	19.2
TOTALS	136	10818	904	2157	.419	816	979	.834	119	750	869	538	453-6	180	94	2843	20.9

Three-Point Field Goals: 2001-02, 30-for-104 (.288); 2002-03, 16-for-45 (.356); 2003-04, 5-for-17 (.294); 2004-05, 7-for-27 (.259); 2007-08, 43-for-119 (.361); 2008-09, 19-for-57 (.333); 2009-10, 40-for-102 (.392); 2010-11, 21-for-47 (.447); 2011-12, 27-for-87 (.310); 2012-13, 11-for-41 (.268). Totals: 219-for-646 (.339).

MICKAEAL PIETRUS [#28] 6'6" 215 LBS 02/07/82 GUADELOUPE																	
>> Transactions: Signed as a free agent on December 24, 2011.																	
11-12	42	921	104	270	.385	20	31	.645	18	112	130	25	81-0	21	10	289	6.9
Three-Point Field Goals: 2011-12, 61-for-182 (.335).																	

PLAYOFF RECORD																	
11-12	20	393	24	73	.329	9	16	.563	12	29	41	2	50-0	14	5	69	3.5
Three-Point Field Goals: 2011-12, 12-for-54 (.222).																	

ED PINCKNEY [#54] 6'9" 215 LBS 03/27/63 VILLANOVA '85																	
>> Transactions: Acquired from the Sacramento Kings with Joe Kleine for Danny Ainge and Brad Lohaus on February 23, 1989...Traded to the Milwaukee Bucks with the draft rights to Andrei Fetisov for Blue Edwards and Derek Strong on June 29, 1994.																	
88-89	29	678	95	176	.540	103	129	.798	60	88	148	44	77-1	29	23	293	10.1
89-90	77	1082	135	249	.542	92	119	.773	93	132	225	68	126-1	34	42	362	4.7
90-91	70	1165	131	243	.539	104	116	.897	155	186	341	45	147-0	61	43	366	5.2
91-92	81	1917	203	378	.537	207	255	.812	252	312	564	62	158-1	70	56	613	7.6
92-93	7	151	10	24	.417	12	13	.923	14	29	43	1	13-0	4	7	32	4.6
93-94	76	1524	151	289	.522	92	125	.736	160	318	478	62	131-0	58	44	394	5.2
TOTALS	340	6517	725	1359	.533	610	757	.806	734	1065	1799	282	652-3	256	215	2060	6.1
Three-Point Field Goals: 1989-90, 0-for-1 (.000); 1990-91, 0-for-1 (.000); 1991-92, 0-for-1 (.000). Totals: 0-for-3 (.000).																	

PLAYOFF RECORD																	
88-89	3	45	3	12	.250	2	2	1.000	2	3	5	1	7-0	1	1	8	2.7
89-90	4	25	6	7	.857	7	9	.778	2	4	6	0	3-0	0	0	19	4.8
90-91	11	170	16	21	.762	17	21	.810	23	17	40	2	17-0	6	2	49	4.5
91-92	10	314	35	58	.603	26	31	.839	36	48	84	7	30-0	12	9	96	9.6
92-93	INJURED																
TOTALS	28	554	60	98	.612	52	63	.825	63	72	135	10	57-0	19	12	172	6.1
Three-Point Field Goals: 1991-92, 0-for-1 (.000).																	

KEVINN PINKNEY [#51] 6'10" 245 LBS 10/23/83 NEVADA '05																	
>> Transactions: Signed to a 10-day contract on April 4, 2007...Contract was not renewed after 10 days.																	
06-07	6	100	12	27	.444	6	9	.667	7	8	15	5	12-0	3	3	31	5.2
Three-Point Field Goals: 2006-07, 1-for-2 (.500).																	

SCOT POLLARD [#66] 6'11" 278 LBS 02/12/75 KANSAS '97																	
>> Transactions: Signed as a free agent on August 8, 2007.																	
07-08	22	173	12	23	.522	15	22	.682	14	23	37	3	43-1	3	6	39	1.8
Three-Point Field Goals: None Attempted.																	

PLAYOFF RECORD																	
07-08	INJURED																

DAVE POPSON [#42] 6'10" 230 LBS 05/17/64 NORTH CAROLINA '87																	
>> Transactions: Signed as a free agent on August 17, 1990...Waived on December 24, 1990...Re-signed as a free agent on December 27, 1990...Contract was not renewed.																	
90-91	19	64	13	32	.406	9	10	.900	7	7	14	2	12-0	1	2	35	1.8
Three-Point Field Goals: None Attempted.																	

PLAYOFF RECORD																	
90-91	INJURED																

YEAR	G	MIN	FGM	FGA	PCT	FTM	FTA	PCT	OFF	DEF	TOT	AST	PF-DQ	ST	BL	PTS	AVG
------	---	-----	-----	-----	-----	-----	-----	-----	-----	-----	-----	-----	-------	----	----	-----	-----

JAMES POSEY [#41]

6'8"

217 LBS

01/13/77

XAVIER (OH) '00

>> Transactions: Signed as a free agent on August 28, 2007.

07-08	74	1821	173	414	.418	93	115	.809	30	242	322	114	181-1	72	20	545	7.4
-------	----	------	-----	-----	------	----	-----	------	----	-----	-----	-----	-------	----	----	-----	-----

Three-Point Field Goals: 2007-08, 106-for-274 (.380).

PLAYOFF RECORD

07-08	26	573	52	119	.437	35	40	.875	12	81	93	28	61-0	26	8	174	6.7
-------	----	-----	----	-----	------	----	----	------	----	----	----	----	------	----	---	-----	-----

Three-Point Field Goals: 2007-08, 35-for-88 (.398).

VITALY POTAPENKO [#52]

6'10"

285 LBS

03/21/75

WRIGHT STATE '97

>> Transactions: Acquired from the Cleveland Cavaliers for Andrew Delecercq and a 1999 first-round draft choice on March 11, 1999...Traded to the Seattle SuperSonics with Kenny Anderson and Joseph Forte for Vin Baker and Shammond Williams on July 22, 2002.

98-99	33	927	149	286	.521	58	106	.547	91	147	238	59	116-2	24	20	356	10.8
99-00	79	1797	307	615	.499	109	160	.681	182	317	499	77	239-4	41	29	723	9.2
00-01	82	1901	248	521	.476	115	158	.728	206	289	495	64	228-2	52	23	611	7.5
01-02	79	1343	137	301	.455	89	120	.742	167	180	347	30	174-0	37	18	363	4.6
TOTALS	273	5968	841	1723	.488	371	544	.682	646	933	1579	230	757-8	154	90	2053	7.5

Three-Point Field Goals: 1998-99, None Attempted; 1999-00, 0-for-1 (.000); 2000-01, None Attempted; 2001-02, None Attempted. Totals: 0-for-1 (.000).

PLAYOFF RECORD

01-02	INJURED																
-------	---------	--	--	--	--	--	--	--	--	--	--	--	--	--	--	--	--

LEON POWE [#0]

6'8"

240 LBS

01/22/84

CALIFORNIA '06

>> Transactions: Draft rights acquired from the Denver Nuggets in exchange for a future second round draft pick on June 28, 2006.

06-07	63	720	79	177	.446	106	144	.736	97	118	215	10	104-2	14	22	264	4.2
07-08	56	809	154	269	.572	137	193	.710	95	132	227	15	127-1	15	16	445	7.9
08-09	70	1227	177	338	.524	184	267	.689	145	200	345	46	192-3	24	38	538	7.7
TOTALS	189	2756	410	784	.523	427	604	.707	337	450	787	71	423-6	53	76	1247	6.6

Three-Point Field Goals: 2006-07, 0-for-2 (.000); 2007-08, 0-for-1 (.000); 2008-09, None Attempted. Totals: 0-for-3 (.000).

PLAYOFF RECORD

07-08	23	270	36	73	.493	44	66	.667	32	30	62	4	45-0	0	3	116	5.0
08-09	2	24	3	7	.429	4	6	.667	1	8	9	0	3-0	0	0	10	5.0
TOTALS	25	296	39	80	.488	48	72	.667	33	38	71	4	48-0	0	3	126	5.0

Three-Point Field Goals: 2007-08, None Attempted; 2008-09, None Attempted.

KEVIN PRITCHARD [#12]

6'3"

180 LBS

07/17/67

KANSAS '90

>> Transactions: Signed as a free agent on October 30, 1991...Waived on November 25, 1991...Signed as a free agent on November 27, 1991...Waived on January 7, 1992.

91-92	11	136	16	34	.471	14	18	.778	1	10	11	30	17-0	3	4	46	4.2
-------	----	-----	----	----	------	----	----	------	---	----	----	----	------	---	---	----	-----

Three-Point Field Goals: 1991-92, 0-for-3 (.000).

GABE PRUITT [#13]

6'4"

170 LBS

04/19/86

SOUTHERN CALIFORNIA '07

>> Transactions: Second round draft choice (32nd pick overall) in 2007 NBA Draft...Waived July 31, 2009.

07-08	15	95	14	39	.359	1	2	.500	1	7	8	13	10-0	5	0	32	2.1
08-09	47	766	31	101	.307	17	21	.810	9	34	43	39	34-0	15	3	93	2.0
TOTALS	62	461	45	140	.321	18	23	.783	10	41	51	52	44-0	20	3	125	2.0

Three-Point Field Goals: 2007-08, 3-for-12 (.250); 2008-09, 14-for-48 (.292). Totals: 17-for-60 (.283).

PLAYOFF RECORD

08-09	4	11	0	3	.000	0	0	---	0	0	0	2	0-0	0	1	0	0.0
-------	---	----	---	---	------	---	---	-----	---	---	---	---	-----	---	---	---	-----

Three-Point Field Goals: 2008-09, 0-for-1 (.000).

DINO RADJA [#40]

6'11"

255 LBS

04/24/67

CROATIA

>> Transactions: Second round draft choice (40th pick overall) in 1989 NBA Draft (played in Italy from 1990-1993)...Signed on July 9, 1993...Traded to the Philadelphia 76ers for Michael Cage and Clarence Weatherspoon on June 20, 1997; trade voided because Radja failed the physical on June 24, 1997...Waived on July 16, 1997.

93-94	80	2303	491	942	.521	226	301	.751	191	386	577	114	276-2	70	67	1208	15.1
94-95	66	2147	450	919	.490	233	307	.759	149	424	573	111	232-5	60	86	1133	17.2
95-96	53	1984	426	852	.500	191	275	.695	113	409	522	83	161-2	48	81	1043	19.7
96-97	25	874	149	339	.440	51	71	.718	44	167	211	48	76-2	23	48	349	14.0
TOTALS	224	7308	1516	3052	.497	701	954	.735	497	1386	1883	356	745-11	201	282	3733	16.7

Three-Point Field Goals: 1993-94, 0-for-1 (.000); 1994-95, 0-for-1 (.000); 1995-96, None Attempted; 1996-97, 0-for-1 (.000). Totals: 0-for-3 (.000).

YEAR	G	MIN	FGM	FGA	PCT	FTM	FTA	PCT	OFF	DEF	TOT	AST	PF-DQ	ST	BL	PTS	AVG
DINO RADJA PLAYOFF RECORD																	
94-95	4	153	20	50	.400	20	28	.714	4	24	28	9	19-0	4	5	60	15.0
Three-Point Field Goals: 1994-95, None Attempted.																	

FRANK RAMSEY [#23]			6'3"		190 LBS		07/13/31		KENTUCKY '53								
>> Transactions: First round draft choice in 1953 NBA Draft...Retired in 1964.																	
54-55	64	1754	236	592	.399	243	322	.755			402	185	250-11			715	11.2
56-57	35	807	137	349	.393	144	182	.791			178	67	113-3			418	11.9
57-58	69	2047	377	900	.419	383	472	.811			504	167	245-8			1137	16.5
58-59	72	2013	383	1013	.378	341	436	.782			491	147	266-11			1107	15.5
59-60	73	2009	422	1062	.397	273	347	.787			506	137	251-10			1117	15.3
60-61	79	2019	448	1100	.407	295	354	.833			431	146	284-14			1191	15.1
61-62	79	1913	436	1019	.428	334	405	.825			387	109	245-10			1206	15.3
62-63	77	1541	284	743	.382	271	332	.816			288	95	259-13			839	10.9
63-64	75	1227	226	604	.374	196	233	.841			233	81	245-7			648	8.6
TOTALS	623	15330	2949	7382	.399	2480	3083	.804			3410	1134	2158-87			8378	13.4

PLAYOFF RECORD																	
54-55	7	154	28	54	.519	19	26	.731			35	16	27-0			75	10.7
56-57	10	229	38	82	.463	46	59	.780			43	17	36-1			122	12.2
57-58	11	352	74	174	.425	54	59	.915			90	16	50-3			202	18.4
58-59	11	303	95	192	.495	65	81	.802			68	20	52-4			255	23.2
59-60	13	459	81	196	.413	55	63	.873			100	27	51-2			217	16.7
60-61	10	300	55	136	.404	61	75	.813			64	23	40-0			171	17.1
61-62	13	210	39	104	.375	41	45	.911			38	10	38-3			110	9.1
62-63	13	251	37	104	.356	34	47	.723			35	12	43-1			108	8.3
63-64	10	138	22	63	.349	18	21	.857			21	10	25-0			62	6.2
TOTALS	98	2396	469	1105	.424	393	476	.826			494	151	362-14			1331	13.6

SHAVLIK RANDOLPH [#42]																		6'10"		235 LBS		11/24/83		DUKE '05									
>> Transactions: Signed to a 10-day contract on March 1, 2013...Signed a second 10 day contract on March 11, 2013...Signed to a multi-year contract on March 21, 2015...Waived on August 1, 2015.																																	
12-13	16	198	28	48	.583	11	27	.407	28	42	70	4	38-1	8	7	67	4.2																
Three-Point Field Goals: 2012-13, None Attempted.																																	

PLAYOFF RECORD																	
12-13	1	3	0	0	---	0	0	---	0	3	3	0	1-0	0	0	0	0.0
Three-Point Field Goals: 2012-13, None Attempted.																	

THEO RATLIFF [#50]				6'10"		235 LBS		04/17/73		WYOMING '95									
>> Transactions: Acquired from the Portland Trail Blazers along with Sebastian Telfair and a 2008 second round draft choice in exchange for Rael LaFrentz, Dan Dickau and the draft rights to Randy Foye on June 28, 2006...Traded to Minnesota along with Ryan Green, Gerald Green, Al Jefferson, Sebastian Telfair and two future draft choices in exchange for Kevin Garnett on July 31, 2007.																			
06-07	2	44	1	3	.333	3	4	.750	2	5	7	0	6-0	1	3	5	2.5		
Three-Point Field Goals: None Attempted.																			

ALLAN RAY [#12]				6'2"		190 LBS		06/17/84				VILLANOVA '06					
>> Transactions: Signed as a free agent on July 6, 2006...Contract expired on August 1, 2007.																	
06-07	25	266	41	112	366	23	34	.676	6	22	28	12	32-1	8	0	123	4.9
Three-Point Field Goals: 2006-07, 18-for-46 (.391).																	

JUSTIN REED [#9]				6'8"		240 LBS		01/16/82		MISSISSIPPI '04							
>> Transactions: Second round draft choice (40 th Pick overall) in the 2004 NBA Draft...Traded to the Minnesota Timberwolves along with Marcus Banks, Mark Blount, Ricky Davis and two conditional second draft choices for Wally Szczerbiak, Michael Olowokandi, Dwayne Jones and a future first round draft choice on January 26, 2006.																	
04-05	23	121	15	29	.517	11	15	.733	8	8	16	10	12-0	3	1	41	1.8
05-06	32	291	25	74	.338	25	40	.625	13	16	29	7	45-0	5	4	75	2.3
TOTALS	55	412	40	103	.388	36	55	.655	21	24	45	17	57-0	8	5	116	2.1
Three-Point Field Goals: 2004-05, 0-for-3 (.000); 2005-06, None Attempted. Totals: 0-for-3 (.000).																	

PLAYOFF RECORD																	
04-05	6	22	2	6	.333	3	4	.750	0	1	1	0	2-0	0	0	7	1.2
TOTALS	6	22	2	6	.333	3	4	.750	0	1	1	0	2-0	0	0	7	1.2
Three-Point Field Goals: 2004-05, 0-for-2 (.000).																	

YEAR	G	MIN	FGM	FGA	PCT	FTM	FTA	PCT	OFF	DEF	TOT	AST	PF-DQ	ST	BL	PTS	AVG
------	---	-----	-----	-----	-----	-----	-----	-----	-----	-----	-----	-----	-------	----	----	-----	-----

JOHN RICHTER [#16] 6'9" 225 LBS 03/12/37 NORTH CAROLINA STATE '59

>> Transactions: First round draft choice in 1959 NBA Draft.

59-60	66	808	113	332	.340	59	117	.504			312	27	158-1			285	4.3
-------	----	-----	-----	-----	------	----	-----	------	--	--	-----	----	-------	--	--	-----	-----

PLAYOFF RECORD

59-60	8	95	15	38	.395	5	14	.357			29	2	17-1			35	4.4
-------	---	----	----	----	------	---	----	------	--	--	----	---	------	--	--	----	-----

MEL RIEBE [#7, #9] 5'11" 180 LBS 07/12/16 D: 07/25/77 WOOSTER

47-48	48		202	653	.309	85	137	.620				41	137			489	10.2
-------	----	--	-----	-----	------	----	-----	------	--	--	--	----	-----	--	--	-----	------

48-49	33		146	501	.291	70	116	.603				95	97			362	11.0
-------	----	--	-----	-----	------	----	-----	------	--	--	--	----	----	--	--	-----	------

TOTALS	81		348	1154	.302	155	253	.613				136	234			851	10.6
---------------	-----------	--	------------	-------------	-------------	------------	------------	-------------	--	--	--	------------	------------	--	--	------------	-------------

PLAYOFF RECORD

47-48	3					14	20	.700				3	10			42	14.0
-------	---	--	--	--	--	----	----	------	--	--	--	---	----	--	--	----	------

Also played 10 games for Providence in 1948-49.

ERIC RILEY [#44] 7'0" 245 LBS 06/02/70 MICHIGAN '93

>> Transactions: Signed as a free agent on January 27, 1999...Contract was not renewed after the 1998-99 season.

98-99	35	337	28	54	.519	22	31	.710	36	63	99	12	73-2	9	26	78	2.2
-------	----	-----	----	----	------	----	----	------	----	----	----	----	------	---	----	----	-----

Three-Point Field Goals: None Attempted.

ARNIE RISEN [#19] 6'9" 200 LBS 10/09/24 OHIO STATE

55-56	68	1597	189	493	.383	170	240	.708			553	88	300-17			548	8.1
-------	----	------	-----	-----	------	-----	-----	------	--	--	-----	----	--------	--	--	-----	-----

56-57	43	935	119	307	.388	106	156	.679			286	53	163-4			344	8.0
-------	----	-----	-----	-----	------	-----	-----	------	--	--	-----	----	-------	--	--	-----	-----

57-58	63	1119	134	397	.338	114	167	.683			360	50	195-5			382	6.1
-------	----	------	-----	-----	------	-----	-----	------	--	--	-----	----	-------	--	--	-----	-----

TOTALS	174	3651	442	1197	.369	390	563	.693			1199	191	658-26			1274	7.3
---------------	------------	-------------	------------	-------------	-------------	------------	------------	-------------	--	--	-------------	------------	---------------	--	--	-------------	------------

PLAYOFF RECORD

55-56	3	88	12	34	.353	13	18	.722			44	2	15-0			37	12.3
-------	---	----	----	----	------	----	----	------	--	--	----	---	------	--	--	----	------

56-57	10	152	28	63	.444	19	29	.655			58	8	48-5			75	7.5
-------	----	-----	----	----	------	----	----	------	--	--	----	---	------	--	--	----	-----

57-58	10	168	12	52	.231	22	33	.667			62	9	32-1			46	4.6
-------	----	-----	----	----	------	----	----	------	--	--	----	---	------	--	--	----	-----

TOTALS	33	408	52	149	.349	54	80	.675			164	19	95-6			158	6.9
---------------	-----------	------------	-----------	------------	-------------	-----------	-----------	-------------	--	--	------------	-----------	-------------	--	--	------------	------------

RAMON RIVAS [#45] 6'10" 260 LBS 06/03/66 TEMPLE '88

>> Transactions: Signed as a free agent on August 28, 1988...Contract not renewed after the 1988-89 season.

88-89	28	91	12	31	.387	16	25	.640	9	15	24	3	21-0	4	1	40	1.4
-------	----	----	----	----	------	----	----	------	---	----	----	---	------	---	---	----	-----

Three-Point Field Goals: 0-for-1 (.000).

BILL ROBERTS [#5] 6'9" 210 LBS 1925 WYOMING

48-49	26		36	109	.330	9	19	.474				13	34			81	3.1
-------	----	--	----	-----	------	---	----	------	--	--	--	----	----	--	--	----	-----

Also played 2 games for Chicago and 22 games for St. Louis in 1948-49.

FRED ROBERTS [#31] 6'10" 220 LBS 08/14/60 BRIGHAM YOUNG '82

>> Transactions: Acquired from the Utah Jazz for a 1987 third round draft choice on September 25, 1986...Selected by the Miami Heat in the NBA expansion draft on June 23, 1988.

86-87	73	1079	139	270	.515	124	153	.810	54	136	190	62	129-1	22	20	402	5.5
-------	----	------	-----	-----	------	-----	-----	------	----	-----	-----	----	-------	----	----	-----	-----

87-88	74	1032	161	330	.488	128	165	.776	60	102	162	81	118-0	16	15	450	6.1
-------	----	------	-----	-----	------	-----	-----	------	----	-----	-----	----	-------	----	----	-----	-----

TOTALS	147	2111	300	600	.500	252	318	.792	114	238	352	143	247-1	38	35	852	5.8
---------------	------------	-------------	------------	------------	-------------	------------	------------	-------------	------------	------------	------------	------------	--------------	-----------	-----------	------------	------------

Three-Point Field Goals: 1986-87, 0-for-3 (.000); 1987-88, 0-for-6 (.000). Totals: 0-for-9 (.000).

PLAYOFF RECORD

86-87	20	265	30	59	.508	31	44	.705	15	18	33	12	47-0	6	3	91	4.6
-------	----	-----	----	----	------	----	----	------	----	----	----	----	------	---	---	----	-----

87-88	15	100	11	21	.524	7	11	.636	8	8	16	3	20-1	3	0	29	1.9
-------	----	-----	----	----	------	---	----	------	---	---	----	---	------	---	---	----	-----

TOTALS	35	365	41	80	.513	38	55	.691	23	26	49	15	67-1	9	3	120	3.4
---------------	-----------	------------	-----------	-----------	-------------	-----------	-----------	-------------	-----------	-----------	-----------	-----------	-------------	----------	----------	------------	------------

Three-Point Field Goals: None Attempted.

RICK ROBEY [#53] 6'10" 235 LBS 01/30/56 KENTUCKY '78

>> Transactions: Acquired from the Indiana Pacers for Billy Knight on January 16, 1979 (also played 43 games for Indiana in 1978-79)...Traded with two 1983 second-round draft choices to the Phoenix Suns for Dennis Johnson and 1981 first and third-round draft choices on June 27, 1983.

78-79	36	914	182	378	.481	84	103	.816	88	171	259	79	121-3	23	3	448	12.4
-------	----	-----	-----	-----	------	----	-----	------	----	-----	-----	----	-------	----	---	-----	------

79-80	82	1918	379	727	.521	184	269	.684	209	321	530	92	244-2	53	15	942	11.5
-------	----	------	-----	-----	------	-----	-----	------	-----	-----	-----	----	-------	----	----	-----	------

80-81	82	1569	298	547	.545	144	251	.574	132	258	390	126	204-0	38	19	740	9.0
-------	----	------	-----	-----	------	-----	-----	------	-----	-----	-----	-----	-------	----	----	-----	-----

81-82	80	1186	185	375	.493	84	157	.535	114	181	295	68	183-2	27	14	454	5.7
-------	----	------	-----	-----	------	----	-----	------	-----	-----	-----	----	-------	----	----	-----	-----

82-83	59	855	100	214	.467	45	78	.577	79	140	219	65	131-1	13	8	245	4.2
-------	----	-----	-----	-----	------	----	----	------	----	-----	-----	----	-------	----	---	-----	-----

TOTALS	339	6442	1144	2241	.510	541	858	.631	622	1071	1693	433	883-8	154	59	2829	8.3
---------------	------------	-------------	-------------	-------------	-------------	------------	------------	-------------	------------	-------------	-------------	------------	--------------	------------	-----------	-------------	------------

Three-Point Field Goals: 1979-80, 0-for-1 (.000); 1980-81, 0-for-1 (.000); 1981-82, 0-for-2 (.000). Totals: 0-for-4 (.000).

YEAR	G	MIN	FGM	FGA	PCT	FTM	FTA	PCT	OFF	DEF	TOT	AST	PF-DQ	ST	BL	PTS	AVG
RICK ROBEY PLAYOFF RECORD																	
79-80	9	151	24	53	.453	7	14	.500	13	19	32	10	27-0	7	3	55	6.1
80-81	17	265	35	81	.432	16	35	.457	19	41	60	12	44-0	2	5	86	5.1
81-82	12	122	21	40	.525	13	17	.765	13	16	29	4	27-0	2	2	55	4.6
82-83	5	29	0	4	.000	2	4	.500	3	5	8	1	4-0	0	0	2	0.4
TOTALS	43	567	80	178	.449	38	70	.543	48	81	129	27	102-0	11	10	198	4.6
Three-Point Field Goals: 1979-80, 0-for-1 (.000); 1982-83, 0-for-1 (.000). Totals: 0-for-2 (.000).																	

LARRY ROBINSON [#4]				6'5"		180 LBS		01/11/68		CENTENARY '90							
>> Transactions: Signed as a free agent on October 29, 1991...Waived on November 11, 1991.																	
91-92	1	6	1	5	.200	0	0	.000	2	0	2	1	3-0	0	0	2	2.0
Three-Point Field Goals: 1991-92, None Attempted.																	

NATE ROBINSON [#4]				5'9"		180 LBS		05/31/84		WASHINGTON '05							
>> Transactions: Acquired from the New York Knicks along with Marcus Landry in exchange for Eddie House, J.R. Giddens and Bill Walker on February 18, 2010...Traded along with Kendrick Perkins to the Oklahoma City Thunder in exchange for Jeff Green, Nenad Krstic and a future first round draft pick (from the LA Clippers) on February 24, 2011.																	
09-10	26	382	63	157	.401	8	13	.615	5	33	38	51	50-0	22	0	170	6.5
10-11	55	983	146	361	.404	33	40	.825	15	74	89	105	107-1	29	4	388	7.1
TOTALS	81	1365	209	518	.404	41	53	.774	20	107	127	156	157-1	51	4	558	6.9
Three-Point Field Goals: 2009-10, 36-for-87 (.414); 2010-11, 63-for-192 (.328). Totals: 99-for-279 (.355).																	

PLAYOFF RECORD																	
09-10	17	128	24	64	.375	12	15	.800	4	10	14	18	16-0	6	1	71	4.2
Three-Point Field Goals: 2009-10, 11-for-33 (.333)																	

RODNEY ROGERS [#54]						6'7"		255 LBS		06/20/71			WAKE FOREST '94					
>> Transactions: Acquired from the Phoenix Suns with Tony Delk for Joe Johnson, Milt Palacio, Randy Brown and a 2002 first-round draft choice on February 20, 2002...Contract expired and was not renewed and became a free agent on July 1, 2002.																		
01-02	27	626	107	222	.482	35	50	.700	34	73	107	40	78-1	16	12	288	10.7	
Three-Point Field Goals: 2001-02, 39-for-95 (.411).																		
PLAYOFF RECORD																		
01-02	16	394	46	108	.426	31	35	.886	28	60	88	34	42-1	16	7	142	8.9	
Three-Point Field Goals: 2001-02, 19-for-52 (.365).																		

ROY ROGERS, JR. [#99]		6'10"		235 LBS		08/19/73		ALABAMA '96									
>> Transactions: Acquired from the Vancouver Grizzlies for Tony Massenburg and a future second-round draft choice on October 28, 1997...Traded to the Toronto Raptors with Chauncey Billups, Dee Brown and John Thomas for Kenny Anderson, Zan Tabak and Popeye Jones on February 18, 1998.																	
97-98	9	37	3	8	.375	1	2	.500	0	5	5	1	6-0	2	4	7	0.8
Three-Point Field Goals: 1997-98, None Attempted.																	

KEN ROLLINS [#4]		6'0"		168 LBS		09/14/23		KENTUCKY '48									
52-53	43	426	38	115	.330	22	27	.815			45	46	63-1			98	2.3
PLAYOFF RECORD																	
52-53	6	65	6	15	.400	8	8	1.000			8	7	14-0			20	3.3

CURTIS ROWE [#41]			6'7"			225 LBS			07/02/49			UCLA '71					
>> Transactions: Acquired from the Detroit Pistons in a three-way deal, in which Paul Silas was traded to the Denver Nuggets, and Ralph Simpson was traded by Denver to Detroit on October 20, 1976...Contract was not renewed after the 1978-79 season.																	
76-77	79	2190	315	632	.498	170	240	.708	188	375	563	107	215-3	24	47	800	10.1
77-78	51	911	123	273	.451	66	89	.742	74	129	203	45	94-1	14	8	312	6.1
78-79	53	1222	151	346	.436	52	75	.693	79	163	242	69	105-2	15	13	354	6.7
TOTALS	183	4323	589	1251	.471	288	404	.714	341	667	1308	221	414-6	53	68	1466	8.0

PLAYOFF RECORD																	
76-77	9	237	32	68	.471	22	29	.759	29	43	72	10	29-1	1	4	86	9.9

BILL RUSSELL [#6]			6'10"			220 LBS			02/12/34			SAN FRANCISCO '56				
>> Transactions: Selected by the St. Louis Hawks in the first round (2nd pick overall) in 1956 NBA Draft...Draft rights were acquired from St. Louis for Ed Macauley and the draft rights to Cliff Hagan on April 29, 1956...Retired in 1969.																
56-57	48	1695	277	649	.427	152	309	.492			943	88	143-2		706	14.7
57-58	69	2640	456	1032	.442	230	443	.519			1564	202	181-2		1142	16.6
58-59	70	2979	456	997	.457	256	428	.598			1612	222	161-3		1168	16.7
59-60	74	3146	555	1189	.467	240	392	.612			1778	277	210-0		1350	18.2
60-61	78	3458	532	1250	.426	258	469	.550			1868	268	155-0		1322	16.9

YEAR	G	MIN	FGM	FGA	PCT	FTM	FTA	PCT	OFF	DEF	TOT	AST	PF-DQ	ST	BL	PTS	AVG
BILL RUSSELL REGULAR SEASON RECORD CONTINUED																	
61-62	76	3433	575	1258	.457	286	481	.594			1790	341	207-3			1436	18.9
62-63	78	3500	511	1182	.432	287	517	.555			1843	348	189-1			1309	16.8
63-64	78	3482	466	1077	.433	236	429	.550			1930	370	190-0			1168	15.0
64-65	78	3466	429	980	.438	244	426	.573			1878	410	204-1			1102	14.1
65-66	78	3386	391	943	.415	223	405	.551			1779	371	221-4			1005	12.9
66-67	81	3297	395	870	.454	285	467	.610			1700	472	258-4			1075	13.4
67-68	78	2953	365	858	.425	247	460	.537			1451	357	242-2			977	12.5
68-69	77	3291	279	645	.433	204	388	.526			1484	374	231-2			762	9.9
TOTALS	963	40726	5687	12930	.440	3148	5614	.561			21620	4100	2592-24			14522	15.1

PLAYOFF RECORD																	
56-57	10	409	54	148	.365	31	61	.508			244	32	41-1			139	13.9
57-58	9	355	48	133	.361	40	66	.606			221	24	24-0			156	15.1
58-59	11	496	65	159	.409	41	67	.612			305	40	28-1			171	15.5
59-60	13	572	94	206	.456	53	75	.707			336	38	38-1			241	18.5
60-61	10	462	73	171	.427	45	86	.523			299	48	24-0			191	19.1
61-62	14	672	116	253	.458	82	113	.726			370	70	49-0			314	22.4
62-63	13	617	96	212	.453	72	109	.661			326	66	36-0			264	20.3
63-64	10	451	47	132	.356	37	67	.552			272	44	33-0			131	13.1
64-65	12	561	79	150	.527	40	76	.526			302	76	43-2			193	16.5
65-66	17	814	124	261	.475	76	123	.618			428	85	60-0			324	19.1
66-67	9	390	31	86	.360	33	52	.635			198	50	32-1			95	10.6
67-68	19	869	99	242	.409	76	130	.585			454	99	73-1			274	14.4
68-69	18	829	77	182	.423	41	81	.506			369	98	65-1			195	10.8
TOTALS	165	7497	1003	2335	.430	667	1106	.603			4104	770	546-8			2673	16.2

ED SADOWSKI [#22] 6'5" 240 LBS 07/11/17 D: 09/18/90 SETON HALL '40																	
47-48	47		308	953	.323	294	422	.697				74	182			910	19.4

PLAYOFF RECORD																	
47-48	3		19	55	.345	23	38	.605				6	17			61	20.3

KENNY SAILORS [#13] 5'10" 176 LBS 01/14/22 WYOMING '46																	
50-51																	

Also played for Baltimore in 1950-51. Games played with Boston were not recorded.

FRANKIE SANDERS [#45] 6'6" 200 LBS 01/23/57 SOUTHERN CAL '78																	
--	--	--	--	--	--	--	--	--	--	--	--	--	--	--	--	--	--

>> Transactions: Signed as a free agent on January 19, 1979 (also played 22 games for San Antonio in 1978-79)...Completed contract and signed by the Indiana Pacers as a veteran free agent on July 11, 1979 (Celtics received a future draft choice as compensation).

78-79	24	216	55	119	.462	22	27	.815	22	29	51	17	25-0	7	3	132	5.5
-------	----	-----	----	-----	------	----	----	------	----	----	----	----	------	---	---	-----	-----

TOM SANDERS [#16] 6'6" 210 LBS 11/08/38 NEW YORK UNIVERSITY '60																	
---	--	--	--	--	--	--	--	--	--	--	--	--	--	--	--	--	--

>> Transactions: First round draft choice (8th pick overall) in 1960 NBA Draft...Retired in 1973.

60-61	68	1084	148	352	.420	67	100	.670			385	44	131-1			363	5.3
61-62	80	2325	350	804	.435	197	263	.749			762	74	279-9			897	11.2
62-63	80	2148	339	744	.456	186	252	.738			576	95	262-5			864	10.8
63-64	80	2370	349	836	.417	213	280	.761			667	102	277-6			911	11.4
64-65	80	2459	374	871	.429	193	259	.745			661	92	318-15			941	11.8
65-66	72	1896	349	816	.428	211	276	.764			508	90	317-19			909	12.6
66-67	81	1926	323	755	.428	178	218	.817			439	91	304-6			824	10.2
67-68	78	1981	296	691	.428	200	255	.784			454	100	300-12			792	10.2
68-69	82	2184	364	847	.430	187	255	.733			574	110	293-3			915	11.2
69-70	57	1616	246	555	.443	161	183	.880			314	92	199-5			653	11.5
70-71	17	121	16	44	.364	7	8	.875			17	11	25-0			39	2.3
71-72	82	1631	215	524	.410	111	136	.816			353	98	257-7			541	6.6
72-73	59	423	47	149	.315	23	35	.657			88	27	82-0			117	2.0
TOTALS	916	22164	3416	7988	.428	1934	2520	.767			5798	1026	3044-94			8766	9.6

PLAYOFF RECORD																	
60-61	10	216	37	75	.493	15	24	.625			84	7	42-2			89	8.9
61-62	14	439	56	130	.431	29	36	.806			115	14	65-4			141	10.1
62-63	13	387	52	119	.437	24	31	.774			96	19	61-4			128	9.8
63-64	10	292	34	94	.362	23	34	.676			71	6	45-5			91	9.1
64-65	12	365	64	152	.421	31	43	.721			102	19	58-4			159	13.3
65-66	17	500	97	201	.483	36	48	.750			110	27	70-2			230	13.5
66-67	9	144	21	61	.344	2	5	.400			43	5	31-1			44	4.9
67-68	14	289	50	99	.505	16	21	.762			63	12	53-4			116	8.3

YEAR	G	MIN	FGM	FGA	PCT	FTM	FTA	PCT	OFF	DEF	TOT	AST	PF-DQ	ST	BL	PTS	AVG
TOM SANDERS PLAYOFF RECORD CONTINUED																	
68-69	15	197	32	73	.438	23	31	.742			48	7	40-0			87	5.8
71-72	11	186	17	53	.321	13	21	.619			26	10	36-0			47	4.3
72-73	5	24	5	9	.556	0	2	.000			5	1	7-0			10	2.0
TOTALS	130	3039	465	1066	.436	212	296	.716			763	127	508-26			1142	8.8

WOODROW SAULDSBERRY [#18]6'7"										230 LBS		07/11/34		TEXAS SOUTHERN '57					
>> Transactions: Signed as a free agent on December 13, 1965...Completed contract after the 1965-66 season.																			
65-66	39	530	80	249	.321	11	22	.500			142	15	94-0			171	4.4		

FRED SAUNDERS [#20]				6'7"		210 LBS		06/13/51		SYRACUSE '74							
>> Transactions: Signed as a free agent on May 27, 1976...Traded to the New Orleans Jazz for a future draft choice on February 1, 1978.																	
76-77	68	1051	184	395	.466	35	53	.660	73	150	223	85	191-3	26	7	403	5.9
77-78	26	243	30	91	.330	14	17	.824	11	26	37	11	34-0	7	4	74	2.8
TOTALS	94	1294	214	486	.440	49	70	.700	84	176	260	96	225-3	33	11	477	5.1

PLAYOFF RECORD																	
76-77	9	66	12	33	.364	5	6	.833	1	8	9	5	21-0	1	0	29	3.2

BRIAN SCALABRINE [#44]				6'9"		235 LBS		03/18/78		SOUTHERN CALIFORNIA '01							
>> Transactions: Signed as a free agent on August 2, 2005.																	
05-06	71	938	74	193	.383	26	36	.722	27	87	114	51	127-0	21	19	205	2.9
06-07	54	1027	77	191	.403	18	23	.783	24	81	105	59	130-3	23	18	216	4.0
07-08	48	512	29	94	.309	15	20	.750	22	57	79	40	63-0	9	8	88	1.8
08-09	39	504	48	114	.421	16	18	.889	7	43	50	18	73-3	7	10	136	3.5
09-10	52	472	29	85	.341	4	6	.667	9	39	48	27	59-1	9	4	78	1.5
TOTALS	264	3452	257	352	.380	79	103	.767	89	308	397	195	452-7	69	59	723	2.7
Three-Point Field Goals: 2005-06, 31-for-87 (.356); 2006-07, 44-for-110 (.400); 2007-08, 15-for-46 (.326); 2008-09, 24-for-61 (.393); 2009-10, 16-for-49 (.327). Totals: 130-for-352 (.369).																	

PLAYOFF RECORD																	
07-08	Did not play -- inactive for all games.																
08-09	12	246	22	52	.423	4	4	1.000	7	19	26	12	43-1	2	5	61	5.1
09-10	1	1	0	0	.000	0	0	.000	0	0	0	0	0	0	0	0	0.0
TOTALS	13	247	22	52	.423	4	4	1.000	7	19	26	12	43-1	2	5	61	4.7
Three-Point Field Goals: 2007-08, 0-for-0 (.000); 2008-09, 13-for-29 (.448); 2009-10, 0-for-0 (.000). Totals: 13-for-29 (.448).																	

DWAYNE SCHINTZIUS [#55] 7'2" 285 LBS 10/14/68 D: 04/15/13 FLORIDA '90																	
>> Transactions: Signed as a free agent on January 21, 1999...Traded with Popeye Jones and Ron Mercer to the Denver Nuggets for Danny Fortson, Eric Williams, Eric Washington and a first-round draft choice on August 3, 1999.																	
98-99	16	67	4	16	.250	3	4	.750	7	12	19	8	17-0	0	3	11	0.7
Three-Point Field Goals: 1998-99, None Attempted.																	

FRED SCOLARI [#24]		5'10"		180 LBS		03/01/22 D: 10/23/02SAN FRANCISCO '43											
54-55	59	619	76	249	.305	39	49	.796			77	93	76-0			191	3.2
PLAYOFF RECORD																	
54-55	5	29	4	15	.267	4	5	.800			5	3	7-0			12	2.4

CHARLIE SCOTT [#11]			6'6"			175 LBS			12/15/48			NORTH CAROLINA '70					
>> Transactions: Seventh round draft choice (106 th pick overall) in 1970 NBA Draft...Playing rights transferred to the Phoenix Suns for future considerations on March 14, 1972...Acquired from Phoenix for Paul Westphal and future draft choices on May 23, 1975...Traded to the Los Angeles Lakers for Kermit Washington, Don Chaney and future considerations on February 27, 1977 (also played 48 games for Los Angeles in 1977-78).																	
75-76	82	2913	588	1309	.449	267	335	.797	106	252	358	341	356-17	103	24	1443	17.6
76-77	43	1581	326	734	.444	129	173	.746	52	139	191	196	155-3	60	12	781	18.2
77-78	31	1080	210	485	.433	84	118	.712	24	77	101	143	97-2	51	6	504	16.3
TOTALS	156	5574	1124	2528	.445	480	626	.767	182	468	650	680	608-22	214	42	2728	17.5

PLAYOFF RECORD																	
75-76	18	632	111	284	.391	55	72	.764	23	53	76	71	97-11	21	8	277	15.4
76-77	9	338	52	128	.406	44	52	.846	15	23	38	38	41-3	13	2	148	16.4
TOTALS	27	970	163	412	.396	99	124	.798	38	76	114	109	138-14	34	10	425	15.7

ED SEARCY [#32]		6'6"		210 LBS		04/17/52		ST. JOHN'S '74									
75-76	4	12	2	6	.333	2	2	1.000	0	0	0	1	4-0	0	0	6	1.5

YEAR	G	MIN	FGM	FGA	PCT	FTM	FTA	PCT	OFF	DEF	TOT	AST	PF-DQ	ST	BL	PTS	AVG
JIM SEMINOFF [#15]						6'2"	210 LBS				09/01/22	D: 06/12/01	SOUTHERN CALIFORNIA				
48-49	58		153	487	.314	151	219	.689				229	195			457	7.9
49-50	65		85	283	.300	142	188	.755				249	154			312	4.8
TOTALS	123		238	770	.309	293	407	.720				478	349			769	6.3

EARL SHANNON				5'11"		170 LBS		11/23/21		D: 07/08/02		RHODE ISLAND			
48-49	5	2	11	.182	1	4	.250			4	2			5	1.0
Also played 27 games for Providence in 1948-49.															

HOWARD SHANNON [#8]						6'3"	185 LBS				06/10/23	D: 1995	KANSAS STATE '48				
49-50	67		222	646	.344	143	182	.786				174	148			587	8.8

BILL SHARMAN [#21]			6'1"			190 LBS			05/25/26			SOUTHERN CALIFORNIA '50				
>> Transactions: Acquired from the Fort Wayne Pistons as the player to be named later in an earlier deal that saw the Celtics trade the NBA rights to Charlie Share in exchange for Bob Harris and cash...Retired in 1961.																
51-52	63	1389	244	628	.389	183	213	.859			221	151	181-3		671	10.7
52-53	71	2333	403	925	.436	341	401	.850			288	191	240-7		1147	16.2
53-54	72	2467	412	915	.450	331	392	.844			255	229	211-4		1155	16.0
54-55	68	2453	453	1062	.427	347	387	.897			302	280	212-2		1253	18.4
55-56	72	2698	538	1229	.438	358	413	.867			259	339	197-1		1434	19.9
56-57	67	2403	516	1241	.416	381	421	.905			286	236	188-1		1413	21.1
57-58	63	2214	550	1297	.424	302	338	.893			295	167	156-3		1402	22.3
58-59	72	2382	562	1377	.408	342	367	.932			292	179	173-1		1466	20.4
59-60	71	1916	559	1225	.456	252	291	.866			262	144	154-2		1370	19.3
60-61	61	1538	383	908	.422	210	228	.921			223	146	127-0		976	16.0
TOTALS	680	21793	4620	10807	.428	3047	3451	.883			2683	2062	1839-24		12287	18.1

PLAYOFF RECORD																	
51-52	1	27	7	12	.583	1	1	1.000			3	7	4-0			15	15.0
52-53	6	201	20	60	.333	30	32	.938			15	15	26-1			70	11.7
53-54	6	206	35	81	.432	43	50	.860			25	10	29-2			113	18.8
54-55	7	290	55	110	.500	35	38	.921			38	38	24-1			145	20.7
55-56	3	119	18	46	.391	16	17	.941			7	12	7-0			52	17.3
56-57	10	377	75	197	.381	61	64	.953			35	29	23-1			211	21.1
57-58	11	406	90	221	.407	52	56	.929			54	25	28-0			232	21.1
58-59	11	322	82	193	.425	57	59	.966			36	28	35-0			221	20.1
59-60	13	364	88	200	.421	43	53	.811			45	20	22-1			219	16.8
60-61	10	261	68	133	.511	32	36	.889			27	17	22-0			168	16.8
TOTALS	78	2573	538	1262	.426	370	406	.911			285	201	220-6			1446	18.5

BRIAN SHAW [#20]			6'6"		190 LBS		03/22/66		CAL-SANTA BARBARA '88								
>> Transactions: First round draft choice (24 th pick overall) in 1988 NBA Draft...Traded to the Miami Heat for Sherman Douglas on January 10, 1992 (also played 46 games for Miami in 1991-92).																	
88-89	82	2301	297	686	.433	109	132	.826	119	257	376	472	211-1	78	27	703	8.6
90-91	79	2772	442	942	.469	204	249	.819	104	266	370	602	206-1	105	34	1091	13.8
91-92	17	436	70	164	.427	35	40	.875	11	58	69	89	29-0	12	10	175	10.3
TOTALS	178	5509	809	1792	.451	348	421	.827	234	581	815	1163	446-2	195	71	1969	11.1
Three-Point Field Goals: 1988-89, 0-for-13 (.000); 1990-91, 3-for-27 (.111); 1991-92, 0-for-7 (.000); Totals: 3-for-47 (.111).																	

PLAYOFF RECORD																	
88-89	3	124	22	43	.512	7	9	.778	2	15	17	19	11-0	3	0	51	17.0
90-91	11	316	47	100	.470	26	30	.867	8	30	38	51	34-0	10	1	121	11.0
TOTALS	14	440	69	143	.483	33	39	.846	10	45	55	70	45-0	13	1	172	12.3
Three-Point Field Goals: 1988-89, 0-for-1 (.000); 1990-91, 1-for-3 (.333); Totals: 1-for-4 (.250).																	

JERRY SICHTING [#12]						6'1"		180 LBS		11/29/56		PURDUE '79					
>> Transactions: Acquired from the Indiana Pacers for a 1990 second-round draft choice on October 3, 1985...Traded to the Portland Trail Blazers with future considerations for Jim Paxson on February 23, 1988 (also played 28 games for Portland in 1987-88).																	
85-86	82	1596	235	412	.570	61	66	.924	27	77	104	188	118-0	50	0	537	6.5
86-87	78	1566	202	398	.508	37	42	.881	22	69	91	187	124-0	40	1	448	5.7
87-88	24	370	44	82	.537	8	12	.667	5	16	21	60	30-0	14	0	98	4.1
TOTALS	184	3532	481	892	.539	106	120	.883	54	162	216	435	272-0	104	1	1083	5.9
Three-Point Field Goals: 1985-86, 6-for-16 (.375); 1986-87, 7-for-26 (.269); 1987-88, 2-for-8 (.250); Totals: 15-for-50 (.300).																	

YEAR	G	MIN	FGM	FGA	PCT	FTM	FTA	PCT	OFF	DEF	TOT	AST	PF-DQ	ST	BL	PTS	AVG
------	---	-----	-----	-----	-----	-----	-----	-----	-----	-----	-----	-----	-------	----	----	-----	-----

DEREK SMITH PLAYOFF RECORD

90-91	10	86	9	21	.429	11	14	.786	2	7	9	5	20-0	3	1	29	2.9
-------	----	----	---	----	------	----	----	------	---	---	---	---	------	---	---	----	-----

Three-Point Field Goals: 1990-91, 0-for-1 (.000).

DOUG SMITH [#34]**6'10"****220 LBS****09/17/69****MISSOURI '91**

>> Transactions: Signed as a free agent on October 4, 1995...Waived on July 30, 1996.

95-96	17	92	14	39	.359	5	8	.625	12	10	22	4	21-0	3	0	33	1.9
-------	----	----	----	----	------	---	---	------	----	----	----	---	------	---	---	----	-----

Three-Point Field Goals: 1995-96, None Attempted.

GARFIELD SMITH [#33]**6'9"****235 LBS****11/18/45****KENTUCKY '68**>> Transactions: Third round draft choice (32nd pick overall) in 1968 NBA Draft.

70-71	37	281	42	116	.362	22	56	.393			95	9	53-0			106	2.9
71-72	26	134	28	66	.424	6	31	.194			37	8	22-0			62	2.4
TOTALS	63	415	70	182	.390	28	87	.322			132	17	75-0			168	2.7

PLAYOFF RECORD

71-72	4	6	1	5	.200	0	3	.000			1	0	1-0			2	0.5
-------	---	---	---	---	------	---	---	------	--	--	---	---	-----	--	--	---	-----

MICHAEL SMITH [#11]**6'10"****225 LBS****05/19/65****BRIGHAM YOUNG '89**>> Transactions: First round draft choice (13th pick overall) in 1989 NBA Draft.

89-90	65	620	136	286	.476	53	64	.828	40	60	100	79	51-0	9	1	327	5.0
90-91	47	389	95	200	.475	22	27	.815	21	35	56	43	27-0	6	2	218	4.6
TOTALS	112	1009	231	486	.475	75	91	.824	61	95	156	122	78-0	15	3	545	4.9

Three-Point Field Goals: 1989-90, 2-for-28 (.071); 1990-91, 6-for-24 (.250). Totals: 8-for-52 (.154).

PLAYOFF RECORD

89-90	4	16	5	8	.625	7	7	1.000	0	0	0	0	1-0	1	0	17	4.3
90-91	2	6	1	2	.500	0	0	.000	0	0	0	1	2-0	0	0	2	1.0
TOTALS	6	22	6	10	.600	7	7	1.000	0	0	0	1	3-0	1	0	19	3.2

Three-Point Field Goals: 1989-90, 0-for-2 (.000); 1990-91, 0-for-1 (.000); Totals: 0-for-3 (.000).

ART SPECTOR [#12]**6'4"****200 LBS****10/17/20 D: 06/18/87****VILLANOVA**

46-47	55	123	460	267	.83	83	150	.553			46	130				329	6.0
47-48	48		67	243	.276	60	92	.652			17	106				194	4.0
48-49	59		130	434	.300	64	116	.552			77	111				324	5.5
49-50	7		2	12	.167	1	4	.250			3	4				5	0.7
TOTALS	169		322	1149	.280	208	362	.575			143	351				852	5.0

PLAYOFF RECORD

47-48	3		2	9	.222	2	4	.500				9				6	2.0
-------	---	--	---	---	------	---	---	------	--	--	--	---	--	--	--	---	-----

KEVIN STACOM [#27]**6'4"****185 LBS****09/04/51****PROVIDENCE '74**>> Transactions: Second round draft choice (33rd pick overall) in 1974 NBA Draft...Waived on November 23, 1977...Re-signed on December 8, 1977...Completed contract and signed by the Indiana Pacers as a veteran free agent on July 28, 1978 (Boston received a draft choice as compensation)...Sold by Indiana to Boston on February 9, 1979 (also played 44 games for Indiana in 1978-79).

74-75	61	447	72	159	.453	29	33	.879	30	25	55	49	65-0	11	3	173	2.8
75-76	77	1114	170	387	.439	68	91	.747	62	99	161	128	117-0	23	5	408	5.3
76-77	79	1051	179	438	.409	46	58	.793	40	57	97	117	65-0	19	3	404	5.1
77-78	55	1006	206	484	.426	54	71	.761	26	80	106	111	60-0	28	3	466	8.5
78-79	24	260	52	133	.391	13	19	.684	10	14	24	35	18-0	15	0	117	4.9
TOTALS	296	3878	679	1601	.424	210	272	.772	168	275	443	440	325-0	96	14	1568	5.3

PLAYOFF RECORD

74-75	4	7	0	2	.000	0	0	.000	0	0	0	1	0-0	0	0	0	0.0
75-76	17	195	13	45	.277	8	11	.727	9	8	17	16	21-0	5	0	34	2.0
76-77	5	25	3	6	.500	1	1	1.000	0	2	2	4	3-0	0	0	7	1.4
TOTALS	26	227	16	53	.302	9	12	.750	9	10	19	21	24-0	5	0	41	1.6

ED STANCZAK [#19, #21]**6'1"****185 LBS****08/15/21 D: 05/30/04****NO COLLEGE**

50-51	17		11	48	.229	35	43	.814			34	6	6-0			57	3.4
-------	----	--	----	----	------	----	----	------	--	--	----	---	-----	--	--	----	-----

MICHAEL STEWART [#5]**6'10"****230 LBS****04/24/75****CALIFORNIA '97**

>> Transactions: Acquired from the Cleveland Cavaliers with Ricky Davis, Chris Mihm and a second round draft choice for Tony Battie, Kedrick Brown and Eric Williams on December 15, 2003...Traded to the Atlanta Hawks with Tom Gugliotta, Gary Payton and first round draft choice for Antoine Walker on February 24, 2005.

03-04	17	71	2	5	.400	1	2	.500	3	8	11	0	13-0	1	2	5	0.3
-------	----	----	---	---	------	---	---	------	---	---	----	---	------	---	---	---	-----

Three-Point Field Goals: None Attempted.

FORMER PLAYER STATISTICS

YEAR	G	MIN	FGM	FGA	PCT	FTM	FTA	PCT	OFF	DEF	TOT	AST	PF-DQ	ST	BL	PTS	AVG
MICHAEL STEWART PLAYOFF RECORD																	
03-04	1	2	0	0		0	0		0	0	0	0	2-0	0	0	0	0.0
Three-Point Field Goals: None Attempted.																	

GREG STIEMSMA [#54] **6'11"** **260 LBS** **09/26/85** **WISCONSIN '08**

>> Transactions: Signed as a free agent on December 9, 2011.

Three-Point Field Goals: 2011-12, 0-for-0 (.000).

PLAYOFF RECORD

Three-Point Field Goals: 2011-12, 0-for-0 (.000).

BRYANT STITH [#20] **6'5"** **210 LBS** **12/10/70** **VIRGINIA '92**

>> Transactions: Acquired from the Denver Nuggets with Chris Herren for Robert Pack and Gilbert Cheaney on October 16, 2000....Completed his contract and was not re-signed, becoming a free agent on July 1, 2001.

Three-Point Field Goals: 2000-01, 91-for-242 (.376).

ERICK STRICKLAND [#20]	6'3"	218 LBS	11/25/73	NEBRASKA '96
-------------------------------	-------------	----------------	-----------------	---------------------

>> Transactions: Signed as a free agent on November 1, 2001....Completed his contract and was not re-signed becoming a free agent on July 1, 2002.

Three-Point Field Goals: 2001-02, 95-for-247 (.385).

PLAYOFF RECORD

Three-Point Field Goals: 2001-02, 4-for-20 (.200).

DEREK STRONG [#31]	6'8"	250 LBS	02/09/68	XAVIER (OH) '90
---------------------------	-------------	----------------	-----------------	------------------------

>> Transactions: Acquired from the Milwaukee Bucks with Blue Edwards for Ed Pinckney and the draft rights to Andrei Fetisov on June 29, 1994...Completed contract and was not re-signed after the 1994-95 season.

Three-Point Field Goals: 1994-95, 2-for-7 (.286).

PLAYOFF RECORD

Three-Point Field Goals: 1994-95, None Attempted.

GENE STUMP [#13] **6'2"** **185 LBS** **11/13/23** **DEPAUL '47**

>> Transactions: Second round draft choice in 1947 NBA Draft.

47-48	43	59	247	.239	24	38	.632	18	66	142	3.3
48-49	56	193	580	.333	92	129	.713	56	102	478	8.5
TOTALS	99	252	827	.305	116	167	.695	74	168	620	6.3

PLAYOFF RECORD

47-48	3	1	3	.333	0	0	.000	0	2	2	0.7
-------	---	---	---	------	---	---	------	---	---	---	-----

BRUNO SUNDOV [#41]	7'2"	246 LBS	02/10/80	CROATIA
---------------------------	-------------	----------------	-----------------	----------------

>> Transactions: Signed as a free agent on July 19, 2002....Traded to the Cleveland Cavaliers with J. R. Bremer and a conditional second-round draft choice on July 29, 2003 for Jumaine Jones.

Three-Point Field Goals: 2002-03, 4-for-16 (.250).

BEN SWAIN [#16]	6'8"	222 LBS	11/13/33 D: 06/19/08	TEXAS SOUTHERN '58
------------------------	-------------	----------------	-----------------------------	---------------------------

>> Transactions: First round draft choice (8th pick overall) in 1958 NBA Draft.

58-59	58	708	99	244	.406	67	110	.609	262	29	127-3	265	4.6
-------	----	-----	----	-----	------	----	-----	------	-----	----	-------	-----	-----

PLAYOFF RECORD

58-59	5	27	2	6	.333	1	2	.500	14	1	4-0	5	1.0
-------	---	----	---	---	------	---	---	------	----	---	-----	---	-----

DAN SWARTZ [#12] **6'4"** **215 LBS** **12/23/34 D: N/A** **KENTUCKY '56**

62-63	39	335	57	150	.380	61	72	.847	88	21	92-0	175	4.5
-------	----	-----	----	-----	------	----	----	------	----	----	------	-----	-----

PLAYOFF RECORD

62-63	1	4	0	0	.000	0	0	.000	0	0	0-0	0	0.0
-------	---	---	---	---	------	---	---	------	---	---	-----	---	-----

YEAR	G	MIN	FGM	FGA	PCT	FTM	FTA	PCT	OFF	DEF	TOT	AST	PF-DQ	ST	BL	PTS	AVG
------	---	-----	-----	-----	-----	-----	-----	-----	-----	-----	-----	-----	-------	----	----	-----	-----

LARRY SYKES [#54]**6'9"****255 LBS****04/11/73****XAVIER (OH) '95**

>> Transactions: Signed as a free agent on November 8, 1995...Waived on November 24, 1995.

95-96	1	2	0	0	.000	0	0	.000	1	1	2	0	0-0	0	0	0	0.0
-------	---	---	---	---	------	---	---	------	---	---	---	---	-----	---	---	---	-----

Three-Point Field Goals: 1995-96, None Attempted.

BRETT SZABO [#43]**6'11"****250 LBS****02/01/68****AUGUSTANA '91**

>> Transactions: Signed as a free agent on October 8, 1996...Waived on January 7, 1997...Signed to the first of two consecutive ten-day contracts on January 10, 1997...Signed for the remainder of the season on January 30, 1997...Rights renounced on July 7, 1997.

96-97	70	662	54	121	.446	45	61	.738	56	109	165	17	119-0	16	32	76	2.2
-------	----	-----	----	-----	------	----	----	------	----	-----	-----	----	-------	----	----	----	-----

Three-Point Field Goals: 1996-97, 0-for-1 (.000).

WALLY SZCZERBIAK [#55]**6'7"****244 LBS****03/05/77****MIAMI (OH) '99**

>> Transactions: Acquired from the Minnesota Timberwolves, along with Dwayne Jones, Michael Olowokandi and a future first round draft choice in exchange for Marcus Banks, Mark Blount, Ricky Davis, Justin Reed and two future conditional second round draft choices on January 27, 2006... Traded to the Seattle SuperSonics along with Delonte West and the draft rights to Jeff Green in exchange for Ray Allen and the draft rights to Glen Davis on June 28, 2007.

05-06	32	1,174	201	422	.476	115	128	.898	41	82	123	101	60-0	19	4	561	17.5
06-07	32	900	161	388	.415	113	126	.897	16	82	98	55	65-1	18	3	479	15.0
TOTALS	64	2,074	362	810	.447	228	254	.898	57	164	221	156	125-1	37	7	1040	16.3

Three-Point Field Goals: 2005-06, 44-for-112 (.393); 2006-07, 44-for-106 (.415); Totals: 88-for-218 (.404).

ZAN TABAK [#55]**7'0"****245 LBS****06/15/70****CROATIA**

>> Transactions: Acquired from the Toronto Raptors with Kenny Anderson and Popeye Jones to Boston for Chauncey Billups, Dee Brown, John Thomas and Roy Rogers on February 18, 1998...Completed contract and was not re-signed.

97-98	18	232	26	55	.473	7	13	.538	25	33	58	12	46-1	5	11	59	3.3
-------	----	-----	----	----	------	---	----	------	----	----	----	----	------	---	----	----	-----

Three-Point Field Goals: 1996-97, None Attempted.

EARL TATUM [#43]**6'6"****185 LBS****07/26/53****MARQUETTE '76**

>> Transactions: Acquired from the Indiana Pacers for a future draft choice and cash on July 19, 1978...Traded to the Detroit Pistons for Chris Ford and a future draft choice on October 19, 1978 (also played 76 games for Detroit in 1978-79).

78-79	3	38	8	20	.400	4	5	.800	1	3	4	1	7-0	0	1	20	6.7
-------	---	----	---	----	------	---	---	------	---	---	---	---	-----	---	---	----	-----

SEBASTIAN TELFAIR [#30]**6'0"****160 LBS****06/09/85****LINCOLN HS (NY) '04**

>> Transactions: Acquired from the Portland Trail Blazers along with Theo Ratliff and a 2008 second round draft choice in exchange for Rael LaFrentz, Dan Dickau and the draft rights to Randy Foye on June 28, 2006... Traded to Minnesota along with Ryan Gomes, Gerald Green, Al Jefferson, Theo Ratliff and two future draft choices in exchange for Kevin Garnett on July 31, 2007.

06-07	78	1578	176	474	.371	90	110	.818	17	91	108	218	166-1	43	11	479	6.1
-------	----	------	-----	-----	------	----	-----	------	----	----	-----	-----	-------	----	----	-----	-----

Three-Point Field Goals: 2006-07, 37-for-128 (.289).

JASON TERRY [#4]**6'2"****180 LBS****09/15/77****ARIZONA '99**

>> Transactions: Signed as a free agent on July 18, 2012...Traded to Brooklyn along with Paul Pierce, Kevin Garnett and D.J. White in exchange for Gerald Wallace, Kris Humphries, Keith Bogans, MarShon Brooks, Kris Joseph, three future first round draft picks and the option to swap first round picks in 2017 on July 12, 2013.

12-13	79	2124	281	648	.434	114	131	.870	19	140	159	198	110-0	66	11	799	10.1
-------	----	------	-----	-----	------	-----	-----	------	----	-----	-----	-----	-------	----	----	-----	------

Three-Point Field Goals: 2012-13, 123-for-331 (.372).

PLAYOFF RECORD

12-13	6	189	24	54	.444	9	11	.818	0	13	13	19	9-0	4	2	72	12.0
-------	---	-----	----	----	------	---	----	------	---	----	----	----	-----	---	---	----	------

Three-Point Field Goals: 2012-13, 15-for-34 (.441).

TOM THACKER [#12]**6'2"****170 LBS****11/02/39****CINCINNATI '63**

>> Transactions: Signed as a free agent in 1967...Selected by the Milwaukee Bucks in the NBA expansion draft on May 6, 1968.

67-68	65	782	114	272	.419	43	84	.512			161	69	165-2			271	4.2
-------	----	-----	-----	-----	------	----	----	------	--	--	-----	----	-------	--	--	-----	-----

PLAYOFF RECORD

67-68	17	81	7	24	.292	2	7	.286			17	8	23-0			16	0.9
-------	----	----	---	----	------	---	---	------	--	--	----	---	------	--	--	----	-----

DAVID THIRDKILL [#45]**6'8"****215 LBS****04/12/60****BRADLEY '82**

>> Transactions: Signed as a free agent on September 12, 1985...Waived on October 22, 1985...Re-signed on December 5, 1985...Waived on December 23, 1986.

85-86	49	385	54	110	.491	55	88	.625	27	43	70	15	55-0	11	3	163	3.3
86-87	13	78	10	19	.526	5	12	.417	2	13	14	2	11-0	1	0	25	1.9
TOTALS	62	463	64	129	.496	60	100	.600	29	55	84	17	66-0	12	3	188	3.0

Three-Point Field Goals: 1985-86, 0-for-1 (.000); 1986-87, 0-for-1 (.000). Totals 0-for-2 (.000).

YEAR	G	MIN	FGM	FGA	PCT	FTM	FTA	PCT	OFF	DEF	TOT	AST	PF-DQ	ST	BL	PTS	AVG
DAVID THIRDKILL PLAYOFF RECORD																	
85-86	13	47	6	18	.333	5	11	.455	1	7	8	3	5-0	2	0	17	1.3
Three-Point Field Goals: 1985-86, 0-for-1 (.000).																	

JAMEL THOMAS [#5]				6'6"		215 LBS		07/19/76				PROVIDENCE '99					
>> Transactions: Signed as a free agent on December 13, 1999...Waived on December 23, 1999.																	
99-00	3	19	5	10	.500	1	1	1.000	0	2	2	2	0-0	0	0	11	3.7
Three-Point Field Goals: 1999-00, 0-for-1 (.000).																	

JOHN THOMAS [#55]			6'9"		265 LBS		09/08/75		MINNESOTA '97								
>> Transactions: Acquired from the New York Knicks with Scott Brooks, Walter McCarty and Dontae Jones for Chris Mills and two future second-round draft choices on October 22, 1997...Traded to the Toronto Raptors with Chauncey Billups, Dee Brown and Roy Rogers for Kenny Anderson, Zan Tabak and Popeye Jones on February 18, 1998.																	
97-98	33	368	41	80	.513	26	33	.788	32	38	70	13	65-0	19	9	108	3.3
Three-Point Field Goals: None Attempted.																	

JOHN THOMPSON [#5, #18]6'10"										230 LBS		09/02/41		PROVIDENCE '64			
>> Transactions: Third round draft choice (25 th pick overall) in 1964 NBA Draft...Selected by the Chicago Bulls in the NBA expansion draft on April 30, 1966.																	
64-65	64	699	84	209	.402	62	105	.590			230	16	141-1			230	3.6
65-66	10	72	14	30	.467	4	6	.667			30	3	15-0			32	3.2
TOTALS	74	771	98	239	.410	66	111	.595			260	19	156-1			262	3.5
PLAYOFF RECORD																	
64-65	3	21	2	7	.286	7	7	1.000			12	1	2-0			11	3.7
65-66	3	11	1	7	.143	0	0	.000			4	0	2-0			2	0.7
TOTALS	6	32	3	14	.214	7	7	1.000			16	1	4-0			13	2.2

DARREN TILLIS [#52]				6'11"		215 LBS		02/23/60		CLEVELAND STATE '82							
>> Transactions: First round draft choice (23 rd pick overall) in 1982 NBA Draft...Traded to the Cleveland Cavaliers with a 1983 first-round draft choice and cash for Scott Wedman on January 14, 1983 (also played 37 games for Cleveland in 1982-83).																	
82-83	15	44	7	23	.304	2	6	.333	4	5	9	2	8-0	0	2	16	1.1
Three-Point Field Goal: 0-for-1 (.000).																	

LOU TSIROPOULOS [#20, #29]6'5"										195 LBS		08/31/30		KENTUCKY '53			
>> Transactions: Seventh round draft choice in 1953 NBA Draft.																	
56-57	52	670	79	256	.309	69	79	.775			207	33	135-6			227	4.4
57-58	70	1819	198	624	.317	142	207	.688			434	12	242-8			538	7.7
58-59	35	488	60	190	.316	25	33	.758			110	20	74-0			145	4.1
TOTALS	157	2977	337	1070	.315	236	329	.717			751	165	451-14			910	5.8
PLAYOFF RECORD																	
57-58	11	239	25	85	.294	19	29	.655			64	14	40-4			69	6.3

ANDRE TURNER [#7]				5'11"		160 LBS		12/13/64				MEMPHIS STATE '86					
>> Transactions: Signed as a free agent on November 6, 1986...Waived on November 25, 1986.																	
86-87	3	18	2	5	.400	0	0	.000	1	1	2	1	1-0	0	0	4	1.3
Three-Point Field Goals: 1986-87, 0-for-1 (.000).																	

WAYNE TURNER [#5]				6'2"		190 LBS		03/22/76			KENTUCKY '99						
>> Transactions: Signed as a free agent on August 3, 1999...Waived on November 8, 1999.																	
99-00	3	41	1	6	.167	2	6	.333	1	2	3	5	4-0	0	0	4	1.3

KELVIN UPSHAW [#7]			6'2"		180 LBS		01/24/63		UTAH '86									
>> Transactions: Signed on March 9, 1989 to the first of consecutive 10-day contracts...Contract expired on March 28, 1989...Re-signed on March 28, 1989 (also played 9 games for Miami in 1988-89)...Waived on November 17, 1989...Re-signed as a free agent on November 24, 1989...Also played 3 games for Dallas and 23 games for Golden State in 1989-90).																		
88-89	23	473	73	149	.490	14	20	.700	6	30	36	97	62-1	19	3	162	7.0	
89-90	14	131	12	39	.308	4	6	.667	3	10	13	28	19-0	2	1	30	2.1	
TOTALS	37	604	85	188	.452	18	26	.692	9	40	49	125	81-1	21	4	192	5.2	
Three-Point Field Goals: 1988-89, 2-for-10 (.200); 1989-90, 2-for-5 (.400). Totals, 4-for-15 (.267).																		

YEAR	G	MIN	FGM	FGA	PCT	FTM	FTA	PCT	OFF	DEF	TOT	AST	PF-DQ	ST	BL	PTS	AVG
------	---	-----	-----	-----	-----	-----	-----	-----	-----	-----	-----	-----	-------	----	----	-----	-----

JARVIS VARNADO [#41] 6'9" 230 LBS 03/01/88 MISSISSIPPI STATE '10

>> Transactions: Signed as a free agent on December 24, 2012...Waived on July 6, 2013.

12-13	5	18	2	4	.500	2	4	.500	1	2	3	1	1-0	1	0	6	1.2
-------	---	----	---	---	------	---	---	------	---	---	---	---	-----	---	---	---	-----

 Three-Point Field Goals: 2012-13, None Attempted.

VIRGIL VAUGHN [#17] 6'4" 205 LBS 05/15/18 KENTUCKY WESLEYAN

46-47	17		15	78	.192	15	28	.536				10	18			45	2.6
-------	----	--	----	----	------	----	----	------	--	--	--	----	----	--	--	----	-----

SAM VINCENT [#11] 6'2" 185 LBS 05/18/63 MICHIGAN STATE '85

>> Transactions: First round draft choice (20th pick overall) in 1985 NBA Draft...Traded with Scott Wedman to Seattle for a 1989 second-round draft choice on October 16, 1987.

85-86	57	432	59	162	.364	65	70	.929	11	37	48	69	59-0	17	4	184	3.2
86-87	46	374	60	136	.441	51	55	.927	5	22	27	59	33-0	13	1	171	3.7
TOTALS	103	806	119	298	.399	116	125	.928	16	59	75	128	92-0	30	5	355	3.4

Three-Point Field Goals: 1985-86, 1-for-4 (.250). Totals: 1-for-4 (.250).

PLAYOFF RECORD

85-86	9	41	8	28	.286	6	6	1.000	1	6	7	5	9-0	2	0	22	2.4
86-87	17	141	23	56	.411	27	35	.771	3	9	12	19	13-0	3	2	74	4.4
TOTALS	26	182	31	84	.369	33	41	.805	4	15	19	24	22-0	5	2	96	3.7

Three-Point Field Goals: 1985-86, 0-for-1 (.000); 1986-87, 1-for-2 (.500). Totals: 1-for-3 (.333).

STOJKO VRANKOVIC [#11, #52] 7'2" 260 LBS 01/22/64 CROATIA

>> Transactions: Signed as a free agent on October 2, 1990.

90-91	31	166	24	52	.462	10	18	.556	15	36	51	4	43-1	1	29	58	1.9
91-92	19	110	15	32	.469	7	12	.583	8	20	28	5	22-0	0	17	37	1.9
TOTALS	50	276	39	84	.464	17	30	.567	23	56	79	9	65-1	1	46	95	1.9

PLAYOFF RECORD

90-91	1	4	1	1	1.000	0	0	.000	0	2	2	0	2-0	0	0	2	2.0
91-92	1	3	1	1	1.000	0	0	.000	0	0	0	1	0-0	0	0	2	2.0
TOTALS	2	7	2	2	1.000	0	0	.000	0	2	2	1	2-0	0	0	4	2.0

VON WAER [#12] 6'5" 210 LBS 07/21/85 FLORIDA STATE '05

>> Transactions: Signed as a free agent on July 30, 2010.

10-11	58	553	67	159	.421	32	38	.842	7	42	49	35	39-0	18	5	184	3.2
-------	----	-----	----	-----	------	----	----	------	---	----	----	----	------	----	---	-----	-----

 Three-Point Field Goals: 2010-11, 18-for-67 (.269).

PLAYOFF RECORD

10-11	3	5	0	2	.000	0	0	---	0	1	1	0	0-0	0	0	0	0.0
-------	---	---	---	---	------	---	---	-----	---	---	---	---	-----	---	---	---	-----

 Three-Point Field Goals: 2010-11, 0-for-1 (.000).

ANTOINE WALKER [#8, #88] 6'9" 245 LBS 08/12/76 KENTUCKY '98

>> Transactions: First round draft choice (6th pick overall) in 1996 NBA Draft...Traded with Tony Delk to Dallas for Rael LaFrentz, Chris Mills, Jiri Welsch and a 2004 first round draft choice on October 20, 2003...Acquired from Atlanta in exchange for Tom Gugliotta, Gary Payton, Michael Stewart and a future first round draft choice on February 24, 2005...Traded to Miami in the 5-team, 13-player trade that brought Curtis Borchardt, the draft rights to Albert Miralles, Qyntel Woods, two second round draft choices and cash considerations on September 3, 2005.

96-97	82	2970	576	1354	.425	231	366	.631	288	453	741	262	271-1	105	53	1435	17.5
97-98	82	3268	722	1705	.423	305	473	.645	270	566	836	273	262-2	142	60	1840	22.4
98-99	42	1549	303	735	.412	115	202	.559	106	253	359	130	142-2	63	28	784	18.7
99-00	82	3003	648	1506	.430	311	445	.699	199	453	652	305	263-4	117	32	1680	20.5
00-01	81	3396	711	1720	.413	249	348	.716	151	568	719	445	251-2	138	49	1892	23.4
01-02	81	3406	666	1689	.394	240	324	.741	150	564	714	407	237-2	122	38	1794	22.1
02-03	78	3235	603	1554	.388	176	286	.615	99	464	563	373	221-4	116	31	1570	20.1
04-05	24	827	161	364	.442	44	79	.557	56	142	198	71	70-0	25	26	391	16.3
TOTALS	552	21654	4390	10627	.413	1669	2523	.662	1319	3463	4782	2266	1717-17	828	317	11386	20.6

Three-Point Field Goals: 1996-97, 52-for-159 (.327); 1997-98, 91-for-292 (.312); 1998-99, 65-for-176 (.369); 1999-00, 73-for-285 (.256); 2000-01, 221-for-603 (.367); 2001-02, 222-for-645 (.344); 2002-03, 188-for-582 (.323); 2004-05, 25-for-73 (.342). Totals: 937-for-2,815 (.332).

PLAYOFF RECORD

01-02	16	703	131	319	.411	50	64	.781	23	115	138	52	56-2	24	6	354	22.1
02-03	10	440	73	176	.415	11	22	.500	20	67	87	43	44-3	17	4	173	17.3
04-05	6	224	43	104	.413	7	11	.636	16	28	44	14	19-0	7	6	100	16.7
TOTALS	32	1367	247	599	.412	68	97	.701	59	210	269	109	119-5	48	16	627	19.6

Three-Point Field Goals: 2001-02, 42-for-109 (.385); 2002-03, 16-for-45 (.356); 2004-05, 7-for-19 (.368). Totals: 65-for-173 (.380).

YEAR	G	MIN	FGM	FGA	PCT	FTM	FTA	PCT	OFF	DEF	TOT	AST	PF-DQ	ST	BL	PTS	AVG
------	---	-----	-----	-----	-----	-----	-----	-----	-----	-----	-----	-----	-------	----	----	-----	-----

BILL WALKER [#12] **6'6"** **230 LBS** **10/09/87** **KANSAS STATE '08**

>> Transactions: Acquired from the Washington Wizards in exchange for cash consideration on June 28, 2008...Traded to New York along with J.R. Giddens and Eddie House in exchange for Nate Robinson and Marcus Landry on February 18, 2010.

08-09	29	216	36	58	.62	16	23	.696	8	21	29	13	51-0	6	2	88	3.0
09-10	8	29	3	6	.500	2	2	1.000	0	5	5	3	4-0	0	0	8	1.0
TOTALS	37	245	39	64	.609	18	25	.720	8	26	34	16	55-0	6	2	96	2.6

Three-Point Field Goals: 2008-09, 0-for-1 (.000); 2009-10, 0-for-0 (.000). Totals: 0-for-1 (.000).

PLAYOFF RECORD

08-09	4	10	0	2	.000	2	2	1.000	0	0	0	0	2-0	2	0	2	0.5
-------	---	----	---	---	------	---	---	-------	---	---	---	---	-----	---	---	---	-----

Three-Point Field Goals: 2008-09, 0-for-0 (.000).

BRADY WALKER [#13] **6'6"** **205 LBS** **03/15/21** **BRIGHAM YOUNG '48**

49-50	68		218	583	.374	72	114	.632			109	100				508	7.5
-------	----	--	-----	-----	------	----	-----	------	--	--	-----	-----	--	--	--	-----	-----

50-51

TOTALS

Also played for Baltimore in 1950-51. Games played with Boston were not recorded.

BRANDON WALLACE [#8] **6'9"** **203 LBS** **03/14/85** **SOUTH CAROLINA '07**

>> Transactions: Signed as a free agent on July 10, 2007...waived on December 18, 2007.

07-08	Received DNP-CP on 11/10/07 @ NJ																
-------	----------------------------------	--	--	--	--	--	--	--	--	--	--	--	--	--	--	--	--

MIKE WALLACE [#13] **6'1"** **185 LBS** **07/12/18 D: 07/07/77** **SCRANTON**

46-47	24		55	224	.246	21	48	.438					20	42		131	5.5
-------	----	--	----	-----	------	----	----	------	--	--	--	--	----	----	--	-----	-----

Also played 37 games for Toronto in 1946-47.

RASHEED WALLACE [#30] **6'11"** **230 LBS** **07/17/74** **NORTH CAROLINA '95**

>> Transactions: Signed as a free agent on July 8, 2009.

09-10	79	1780	266	650	.409	96	125	.768	42	283	325	80	222-2	80	70	710	9.0
-------	----	------	-----	-----	------	----	-----	------	----	-----	-----	----	-------	----	----	-----	-----

Three-Point Field Goals: 2009-10, 82-for-290 (.283).

PLAYOFF RECORD

09-10	24	410	52	125	.416	24	29	.828	5	66	71	9	82-2	10	14	147	6.1
-------	----	-----	----	-----	------	----	----	------	---	----	----	---	------	----	----	-----	-----

Three-Point Field Goals: 2009-10, 19-for-55 (.345).

BILL WALTON [#5] **6'11"** **235 LBS** **11/05/52** **UCLA '74**

>> Transactions: Acquired from the Los Angeles Clippers for Cedric Maxwell, a 1986 first-round choice and cash on September 6, 1985.

85-86	80	1546	231	411	.562	144	202	.713	136	408	544	165	210-1	38	106	606	7.6
86-87	10	112	10	26	.385	8	15	.533	11	20	31	9	23-0	1	10	28	2.8

87-88

TOTALS	90	1658	241	437	.551	152	217	.700	147	428	575	174	233-1	39	116	634	7.0
---------------	-----------	-------------	------------	------------	-------------	------------	------------	-------------	------------	------------	------------	------------	--------------	-----------	------------	------------	------------

Three-Point Field Goals: None Attempted.

PLAYOFF RECORD

85-86	16	291	54	93	.581	19	23	.826	25	78	103	27	45-1	6	12	127	7.9
86-87	12	102	12	25	.480	5	14	.357	9	22	31	10	23-0	3	4	29	2.4

87-88

TOTALS	28	393	66	118	.559	24	37	.649	34	100	134	37	68-1	9	16	156	5.6
---------------	-----------	------------	-----------	------------	-------------	-----------	-----------	-------------	-----------	------------	------------	-----------	-------------	----------	-----------	------------	------------

Three-Point Field Goals: 1985-86, 0-for-1 (.000).

GERRY WARD [#4] **6'4"** **200 LBS** **09/06/41** **BOSTON COLLEGE '63**

64-65	3	30	2	18	.111	1	1	1.000			5	6	6-0			5	1.7
-------	---	----	---	----	------	---	---	-------	--	--	---	---	-----	--	--	---	-----

KERMIT WASHINGTON [#26] **6'8"** **230 LBS** **09/17/51** **AMERICAN '73**

>> Transactions: Acquired from the Los Angeles Lakers with Don Chaney and future considerations for Charlie Scott on December 12, 1977 (also played 25 games for Los Angeles in 1977-78)...Traded with Kevin Kunnert, Sidney Wicks and the draft rights to Kevin Freeman to San Diego in exchange for Nate Archibald, Marvin Barnes, Billy Knight and future draft choices on August 4, 1978.

77-78	32	866	137	263	.521	102	136	.750	105	230	335	42	114-2	28	40	376	11.8
-------	----	-----	-----	-----	------	-----	-----	------	-----	-----	-----	----	-------	----	----	-----	------

YEAR	G	MIN	FGM	FGA	PCT	FTM	FTA	PCT	OFF	DEF	TOT	AST	PF-DQ	ST	BL	PTS	AVG
------	---	-----	-----	-----	-----	-----	-----	-----	-----	-----	-----	-----	-------	----	----	-----	-----

RON WATTS [#12]**6'6"****210 LBS****05/21/43****WAKE FOREST '65**

>> Transactions: Selected by the Seattle SuperSonics in the NBA expansion draft in 1967.

65-66	1	3	1	2	.500	0	0	.000			1	1	1-0			2	2.0
66-67	27	89	11	44	.250	16	23	.696			38	1	16-0			38	1.4
TOTALS	28	92	12	46	.261	16	23	.696			39	2	17-0			40	1.4

PLAYOFF RECORD

66-67	1	5	1	6	.167	1	2	.500			2	0	3-0			3	3.0
-------	---	---	---	---	------	---	---	------	--	--	---	---	-----	--	--	---	-----

MARCUS WEBB [#41]**6'9"****255 LBS****05/09/70****ALABAMA '91**

>> Transactions: Signed as a free agent on September 21, 1992...Waived on March 17, 1993.

92-93	9	51	13	25	.520	13	21	.619	5	5	10	2	11-0	1	2	39	4.3
Three-Point Field Goals: 1992-93, 0-for-1 (.000).																	

SCOTT WEDMAN [#8, #20]**6'7"****220 LBS****07/29/52****COLORADO '74**

>> Transactions: Acquired from the Cleveland Cavaliers for Darren Tillis, a 1983 first round draft choice and cash on January 14, 1983 (also played 35 games for Cleveland in 1982-83)...Traded to the Seattle SuperSonics with Sam Vincent for a 1989 second-round draft choice on October 16, 1987.

82-83	40	503	94	205	.459	20	30	.667	29	45	74	31	83-1	20	6	209	5.2
83-84	68	916	148	333	.444	29	35	.829	41	98	139	67	107-0	27	7	327	4.8
84-85	78	1127	220	460	.478	42	55	.764	57	102	159	94	111-0	23	10	499	6.4
85-86	79	1402	286	605	.473	45	68	.662	66	126	192	83	127-0	38	22	634	8.0
86-87	6	78	9	27	.333	1	2	.500	3	6	9	6	6-0	2	2	20	3.3
TOTALS	271	4026	757	1630	.464	137	190	.721	196	377	573	281	434-1	110	47	1689	6.2

Three-Point Field Goals: 1982-83, 1-for-10 (.100); 1983-84, 2-for-13 (.154); 1984-85, 17-for-34 (.500); 1985-86, 17-for-48 (.354); 1986-87, 1-for-2 (.500); Totals: 38-for-107 (.355).

PLAYOFF RECORD

82-83	6	66	14	24	.583	1	2	.500	3	11	14	0	11-0	1	0	29	4.8
83-84	17	226	40	96	.417	5	10	.500	24	23	47	17	19-0	6	0	89	5.2
84-85	21	350	73	134	.545	26	38	.684	22	37	59	33	50-1	13	0	182	8.7
85-86	12	142	20	51	.392	3	4	.750	11	11	22	8	14-0	9	3	45	3.8

86-87

INJURED

TOTALS	56	784	147	305	.482	35	54	.648	60	82	142	58	94-1	29	3	345	6.2
---------------	-----------	------------	------------	------------	-------------	-----------	-----------	-------------	-----------	-----------	------------	-----------	-------------	-----------	----------	------------	------------

Three-Point Field Goals: 1982-83, 0-for-2 (.000); 1983-84, 4-for-7 (.571); 1984-85, 10-for-22 (.455); 1985-86, 2-for-4 (.500). Totals: 16-for-35 (.457).

RICK WEITZMAN [#26]**6'2"****175 LBS****04/30/46****NORTHEASTERN '67**>> Transactions: Tenth round draft choice (110th pick overall) in 1967 NBA Draft.

67-68	25	75	12	46	.261	9	13	.692			10	8	8-0			33	1.3
-------	----	----	----	----	------	---	----	------	--	--	----	---	-----	--	--	----	-----

PLAYOFF RECORD

67-68	3	5	2	3	.667	0	0	.000			1	1	0-0			4	1.3
-------	---	---	---	---	------	---	---	------	--	--	---	---	-----	--	--	---	-----

JIRI WELSCH [#44]**6'7"****208 LBS****01/27/80****CZECH REPUBLIC**

>> Transactions: Acquired from the Dallas Mavericks with Rael LaFrentz, Chris Mills and Dallas' 2004 first round draft choice for Tony Delk and Antoine Walker on October 20, 2003...Traded to the Cleveland Cavaliers for a first round draft choice on February 24, 2005.

03-04	81	2179	262	612	.428	153	206	.743	60	236	296	183	176-0	101	7	746	9.2
04-05	55	1125	137	320	.428	109	141	.773	20	119	139	84	105-1	39	5	415	7.5
TOTALS	136	3304	399	932	.428	262	347	.755	80	355	435	267	281-1	140	12	1161	8.5

Three-Point Field Goals: 2003-04, 69-for-181 (.381); 2004-05, 32-for-99 (.323).

PLAYOFF RECORD

03-04	4	104	11	23	.478	9	9	1.000	0	12	12	9	7-0	2	0	32	8.0
TOTALS	4	104	11	23	.478	9	9	1.000	0	12	12	9	7-0	2	0	32	8.0

Three-Point Field Goals: 2003-04, 1-for-4 (.250).

MATT WENSTROM [#50]**7'1"****250 LBS****11/04/70****NORTH CAROLINA '93**

>> Transactions: Signed as a free agent on September 30, 1993.

93-94	11	37	6	10	.600	6	10	.600	6	6	12	0	7-0	0	2	18	1.6
-------	----	----	---	----	------	---	----	------	---	---	----	---	-----	---	---	----	-----

Three-Point Field Goals: None Attempted.

YEAR G MIN FGM FGA PCT FTM FTA PCT OFF DEF TOT AST PF-DQ ST BL PTS AVG

DAVID WESLEY [#4] 6'0" 200 LBS 11/14/70 BAYLOR '92

>> Transactions: Signed as a free agent on July 20, 1994...Completed his contract and was not re-signed becoming a free agent on July 1, 1997.

94-95	51	1380	128	313	.409	71	94	.755	31	86	117	266	144-0	82	9	378	7.4
95-96	82	2104	338	736	.459	217	288	.753	68	196	264	390	207-0	100	11	1009	12.3
96-97	74	2991	456	974	.468	225	288	.781	67	197	264	537	221-1	162	13	1240	16.8
TOTALS	207	6475	922	2133	.432	513	670	.766	166	479	645	1193	572-1	344	33	2627	12.7

Three-Point Field Goals: 1994-95, 51-for-119 (.429); 1995-96, 116-for-272 (.426); 1996-97, 103-for-286 (.360). Totals: 281-for-724 (.388).

DELONTE WEST [#13] 6'3" 195 LBS 07/26/83 ST. JOSEPH'S '04

>> Transactions: First round draft choice (#24 overall) in 2004...Traded to the Seattle SuperSonics along with Wally Szczerbiak and the draft rights to Jeff Green in exchange for Ray Allen and the draft rights to Glen Davis on 06/28/07.

04-05	39	507	66	155	.426	19	27	.704	14	51	65	53	69-0	21	8	175	4.5
05-06	71	2,418	333	684	.487	86	101	.851	57	232	289	329	197-3	84	46	836	11.8
06-07	69	2,219	306	717	.427	168	197	.853	32	176	208	304	152-1	74	34	845	12.2
10-11	24	453	55	120	.458	13	15	.867	6	31	37	64	29-0	20	10	87	7.3
TOTALS	203	5,597	760	1,676	.454	286	340	.841	109	490	599	750	447-4	199	98	1943	9.6

Three-Point Field Goals: 2004-05, 24-for-67 (.358); 2005-06, 84-for-218 (.385); 2006-07, 65-for-178 (.374); 2010-11, 12-for-33 (.364) Totals: 175-for-463 (.374).

PLAYOFF RECORD

04-05	7	115	11	21	.524	2	4	.500	2	7	9	4	17-0	7	1	29	4.1
10-11	9	170	22	47	.468	8	10	.800	4	13	17	12	16-0	5	0	59	6.6
TOTALS	16	285	33	68	.485	10	14	.714	6	20	26	16	33-0	12	1	88	5.5

Three-Point Field Goals: 2004-05, 5-for-11 (.455); 2010-11, 7-for-19, (.368) Totals: 12-for-30, (.400).

PAUL WESTPHAL [#44] 6'4" 195 LBS 11/30/50 SOUTHERN CALIFORNIA '72

>> Transactions: First round draft choice (10th pick overall) in 1972 NBA Draft...Traded with future draft choices to Phoenix for Charlie Scott on May 23, 1975.

72-73	60	482	89	212	.420	67	86	.779			67	69	88-0			245	4.1
73-74	82	1165	238	475	.501	112	153	.732	49	94	143	171	173-1	39	34	588	7.2
74-75	82	1581	342	670	.510	119	156	.763	44	119	163	235	192-0	78	33	803	9.8
TOTALS	224	3228	669	1357	.493	298	395	.754	93	213	373	475	453-1	117	67	1636	7.3

PLAYOFF RECORD

72-73	11	109	19	39	.487	5	7	.714			7	9	24-1			43	3.9
73-74	18	241	46	100	.460	11	15	.733	6	15	21	31	37-0	8	2	103	5.7
74-75	11	183	38	81	.469	12	18	.667	5	8	13	32	21-1	6	2	88	8.0
TOTALS	40	533	103	220	.486	28	40	.700	11	23	41	72	82-2	14	4	234	5.9

D.J. WHITE [#12] 6'9" 235 LBS 08/31/86 INDIANA '08

>> Transactions: Signed as a free agent on February 28, 2013...Traded along with Paul Pierce, Kevin Garnett and Jason Terry to the Brooklyn Nets on July 12, 2013 in exchange for Gerald Wallace, Kris Humphries, MarShon Brooks, Keith Bogans, Kris Joseph, three unprotected first round picks and the option to swap first round picks in 2017.

12-13	12	86	12	23	.522	5	9	.556	4	9	13	4	5-0	1	6	29	2.4
-------	----	----	----	----	------	---	---	------	---	---	----	---	-----	---	---	----	-----

Three-Point Field Goals: 2012-13, None Attempted.

JOJO WHITE [#10] 6'3" 197 LBS 11/14/46 KANSAS '69

>> Transactions: First round draft choice (9th pick overall) in 1969 NBA Draft...Traded to Golden State for a future draft choice on January 30, 1979 (also played 29 games for Golden State in 1978-79).

69-70	60	1328	309	684	.452	111	135	.822			169	145	132-1			729	12.2
70-71	75	2787	693	1494	.464	215	269	.799			379	361	255-5			1601	21.3
71-72	79	3261	770	1788	.431	285	343	.831			446	416	227-1			1825	23.1
72-73	82	3250	717	1665	.431	178	228	.781			414	498	185-2			1612	19.7
73-74	82	3238	649	1445	.449	190	227	.837	100	251	351	448	185-1	105	25	1488	18.1
74-75	82	3220	658	1440	.457	186	223	.834	84	227	311	458	207-1	128	17	1502	18.3
75-76	82	3257	670	1492	.449	212	253	.838	61	252	313	445	183-2	107	20	1552	18.9
76-77	82	3333	638	1488	.429	333	383	.869	87	296	383	492	193-5	118	22	1609	19.6
77-78	46	1641	289	690	.419	103	120	.858	53	127	180	209	109-2	49	7	681	14.8
78-79	47	1455	255	596	.428	79	89	.888	22	106	128	214	100-1	54	4	589	12.5
TOTALS	717	26770	5648	12782	.442	1892	2270	.833	407	1259	3071	3686	1776-21	561	95	13188	18.3

PLAYOFF RECORD

71-72	11	432	109	220	.495	40	48	.833			59	58	31-0			258	23.5
72-73	13	583	135	300	.450	49	54	.907			54	83	44-2			319	24.5
73-74	18	765	132	310	.426	34	46	.739	17	58	75	98	56-1	15	2	298	16.6
74-75	11	462	100	227	.441	27	33	.818	18	32	50	63	32-0	11	4	227	20.6

YEAR	G	MIN	FGM	FGA	PCT	FTM	FTA	PCT	OFF	DEF	TOT	AST	PF-DQ	ST	BL	PTS	AVG
JOJO WHITE PLAYOFF RECORD CONTINUED																	
75-76	18	791	165	371	.445	78	95	.821	12	59	71	98	51-0	23	1	408	22.7
76-77	9	395	91	201	.453	28	33	.848	10	29	39	52	27-0	14	0	210	23.3
TOTALS	80	3428	732	1629	.449	256	309	.828	57	178	348	452	241-3	63	7	1720	21.5

LUCIAN WHITAKER [#5] 6'1" 180 LBS 09/29/30 KENTUCKY '52																	
54-55	3	15	1	6	.167	0	0	.000			1	1	4-0			2	0.7

SIDNEY WICKS [#12] 6'9" 225 LBS 09/19/49 UCLA '71																	
>> Transactions: Sold by Portland on October 12, 1976...Traded with Kevin Kunnert, Kermit Washington and the draft right to Kevin Freeman to San Diego in exchange for Nate Archibald, Marvin Barnes, Billy Knight and future draft choices on August 4, 1978.																	
76-77	82	2642	464	1012	.458	310	464	.668	268	556	824	169	331-14	64	61	1238	15.1
77-78	81	2413	433	927	.467	217	329	.660	223	450	673	171	318-9	67	46	1083	13.4
TOTALS	163	5055	897	1939	.463	527	793	.665	491	1006	1497	340	649-23	131	107	2321	14.2

PLAYOFF RECORD																	
76-77	9	261	41	81	.519	34	47	.723	26	57	83	16	37-2	13	3	118	13.1

DOMINIQUE WILKINS [#12] 6'8" 224 LBS 01/12/60 GEORGIA '82																	
>> Transactions: Signed as a free agent on July 25, 1994...Completed contract and signed to play overseas on August 12, 1995.																	
94-95	77	2423	496	1169	.424	266	340	.782	157	244	401	166	130-0	61	14	1370	17.8
Three-Point Field Goals: 1994-95, 112-for-289 (.388).																	

PLAYOFF RECORD																	
94-95	4	150	26	61	.426	16	18	.889	17	26	43	8	7-0	2	3	76	19.0
Three-Point Field Goals: 1994-95, 8-for-17 (.471).																	

ART WILLIAMS [#7] 6'1" 185 LBS 09/29/39 CALIFORNIA POLY '63																	
>> Transactions: Acquired from the San Diego Clippers for a future first round choice on September 10, 1970.																	
70-71	74	1141	150	330	.455	60	83	.723			205	233	182-1			360	4.9
71-72	81	1326	161	339	.475	90	119	.756			256	327	204-2			412	5.1
72-73	81	974	110	261	.421	43	56	.768			182	236	136-1			263	3.2
73-74	67	616	73	168	.435	27	32	.844	20	95	115	163	100-0	44	3	173	2.6
TOTALS	303	4057	494	1098	.450	220	290	.759	20	95	758	959	622-4	44	3	1208	4.0

PLAYOFF RECORD																	
71-72	11	173	25	64	.391	15	20	.750			28	33	30-0			65	5.9
72-73	10	156	21	47	.447	6	8	.750			27	41	31-1			48	4.8
73-74	12	96	10	27	.370	7	8	.875	4	19	23	29	14-0	7	0	27	2.3
TOTALS	33	425	56	138	.406	28	36	.778	4	19	78	103	75-1	7	0	140	4.2

EARL WILLIAMS [#52] 6'7" 230 LBS 03/24/51 WINSTON-SALEM '74																	
>> Transactions: Signed as a free agent on September 1, 1978...Waived by Boston on January 15, 1979.																	
78-79	20	273	54	123	.439	14	24	.583	41	64	105	12	41-0	12	9	122	6.1

ERIC WILLIAMS [#55] 6'8" 220 LBS 7/17/72 PROVIDENCE '95																	
>> Transactions: First round draft choice (14 th pick overall) in 1995 NBA Draft...Traded to Denver in exchange for two second round draft picks on August 21, 1997...Acquired from Denver along with Danny Fortson, Eric Washington and a future first round draft choice, in exchange for Popeye Jones, Ron Mercer and Dwayne Schintzius on August 3, 1999...Traded to Cleveland with Tony Battie and Kedrick Brown for Ricky Davis, Chris Mihm, Michael Stewart and a second round draft choice on December 15, 2003.																	

95-96	64	1470	241	546	.441	200	298	.671	92	125	217	70	147-1	56	11	685	10.7
96-97	72	2435	374	820	.456	328	436	.752	126	203	329	129	213-0	72	13	1078	15.0
99-00	68	1378	165	386	.427	134	169	.793	55	101	156	93	165-3	44	16	489	7.2
00-01	81	1745	162	448	.362	165	231	.714	64	143	207	112	179-1	64	13	535	6.6
01-02	74	1747	144	385	.374	160	219	.731	58	163	221	109	179-1	77	8	472	6.4
02-03	82	2350	254	575	.442	201	268	.750	143	239	382	140	234-0	86	19	746	9.1
03-04	21	513	77	177	.435	78	109	.716	21	74	95	25	52-0	22	1	243	11.6
TOTALS	462	11638	1417	3337	.425	1266	1730	.732	559	1048	1607	678	1169-6	421	81	4248	9.2

Three-Point Field Goals: 1995-06, 3-for-10 (.300); 1996-97, 2-for-8 (.250); 1999-00, 25-for-72 (.347); 2000-01, 46-for-139 (.331); 2001-02, 24-for-86 (.279); 2002-03, 57-for-110 (.518); 2003-04, 11-for-32 (.344); Totals: 148-for-457 (.324).

PLAYOFF RECORD																	
01-02	16	487	47	94	.500	17	23	.739	18	52	70	21	53-1	25	4	125	7.8
02-03	10	310	33	88	.375	27	34	.794	12	20	32	17	42-2	9	0	96	9.6
TOTALS	26	797	80	182	.440	44	57	.772	30	72	102	38	95-3	34	4	221	8.5
Three-Point Field Goals: 2001-02, 14-for-30 (.467); 2002-03, 3-for-15 (.200); Totals: 17-for-45 (.378).																	

YEAR	G	MIN	FGM	FGA	PCT	FTM	FTA	PCT	OFF	DEF	TOT	AST	PF-DQ	ST	BL	PTS	AVG
------	---	-----	-----	-----	-----	-----	-----	-----	-----	-----	-----	-----	-------	----	----	-----	-----

LORENZO WILLIAMS [#43] 6'9" 200 LBS 07/15/69

STETSON '91

>> Transactions: Signed to the first of two consecutive ten-day contracts on January 11, 1993...Re-signed for the remainder of the season on February 1, 1993 (also played 3 games for Orlando and 2 games for Charlotte in 1992-93)...Waived on November 2, 1993.

92-93	22	151	16	31	.516	2	7	.286	13	31	44	5	23-0	4	14	34	1.5
-------	----	-----	----	----	------	---	---	------	----	----	----	---	------	---	----	----	-----

Three-Point Field Goals: 1992-93, None Attempted.

PLAYOFF RECORD

92-93	1	3	1	1	1.000	0	0	.000	1	0	1	0	0-0	0	0	2	2.0
-------	---	---	---	---	-------	---	---	------	---	---	---	---	-----	---	---	---	-----

Three-Point Field Goals: 1992-93, None Attempted.

RAY WILLIAMS [#20] 6'3" 195 LBS 10/14/54 D: 03/22/13

MINNESOTA '77

>> Transactions: Signed as a free agent on February 21, 1985; the New York Knicks agreed not to exercise its right of first refusal in exchange for a 1985 second-round draft choice...Signed as a free agent by the Los Angeles Clippers on September 26, 1985; Boston agreed not to exercise its right of first refusal in exchange for a 1987 fourth-round draft choice.

84-85	23	459	55	143	.385	31	46	.674	16	41	57	90	56-1	30	5	147	6.4
-------	----	-----	----	-----	------	----	----	------	----	----	----	----	------	----	---	-----	-----

Three-Point Field Goals: 1984-85, 6-for-23 (.261).

SEAN WILLIAMS [#56] 6'10" 235 LBS 09/13/86

BOSTON COLLEGE '07

>> Transactions: Signed as a free agent on April 20, 2012...Traded to Houston along with JaJuan Johnson, E'Twaun Moore and a future second round pick as part of a three team trade that had Boston acquire Courtney Lee and Portland acquire Sasha Pavlovic, two future second round picks and cash considerations on July 20, 2012.

11-12	3	42	2	6	.333	7	7	1.000	4	8	12	3	4-0	3	3	11	3.7
-------	---	----	---	---	------	---	---	-------	---	---	----	---	-----	---	---	----	-----

Three-Point Field Goals: 2011-12, 0-for-0 (.000).

PLAYOFF RECORD

11-12	2	6	0	0	---	0	0	---	0	1	1	0	1-0	0	0	0	0.0
-------	---	---	---	---	-----	---	---	-----	---	---	---	---	-----	---	---	---	-----

Three-Point Field Goals: 2011-12, 0-for-0 (.000).

SHAMMOND WILLIAMS [#11] 6'1" 201 LBS 04/05/75

NORTH CAROLINA '98

>> Transactions: Acquired from the Seattle SuperSonics with Vin Baker for Kenny Anderson, Joseph Forte and Vitaly Potapenko on July 22, 2002...Traded with a 2003 second-round draft choice to the Denver Nuggets for Mark Blount and Mark Bryant on February 20, 2003.

02-03	51	1169	134	338	.396	48	57	.842	12	98	110	128	84-0	61	3	372	7.3
-------	----	------	-----	-----	------	----	----	------	----	----	-----	-----	------	----	---	-----	-----

Three-Point Field Goals: 2002-03, 56-for-159 (.352).

SHELDEN WILLIAMS [#13] 6'9" 250 LBS 10/21/87

DUKE '06

>> Transactions: Signed as a free agent on August 7, 2009.

09-10	54	597	63	121	.521	75	98	.765	47	99	146	21	85-0	13	21	201	3.7
-------	----	-----	----	-----	------	----	----	------	----	----	-----	----	------	----	----	-----	-----

Three-Point Field Goals: 2009-10, 0-for-1 (.000).

PLAYOFF RECORD

09-10	8	57	4	9	.444	5	6	.833	2	11	13	0	8-0	1	0	13	1.6
-------	---	----	---	---	------	---	---	------	---	----	----	---	-----	---	---	----	-----

Three-Point Field Goals: 2009-10, 0-for-0 (.000).

SLY WILLIAMS [#35] 6'7" 215 LBS 01/26/58

RHODE ISLAND '80

>> Transactions: Signed as a free agent on September 26, 1985...Waived on December 2, 1985.

85-86	6	54	5	21	.238	7	12	.583	7	8	15	2	15-0	1	1	17	2.8
-------	---	----	---	----	------	---	----	------	---	---	----	---	------	---	---	----	-----

Three-Point Field Goals: 1985-86, 0-for-4 (.000).

TERRENCE WILLIAMS [#55] 6'6" 220 LBS 06/28/87

LOUISVILLE '09

>> Transactions: Signed as a free agent on February 20, 2013...Waived on June 30, 2013.

12-13	24	318	48	97	.495	9	21	.489	4	40	44	38	13-0	11	2	110	4.6
-------	----	-----	----	----	------	---	----	------	---	----	----	----	------	----	---	-----	-----

Three-Point Field Goals: 2012-13, 5-for-5 (.333).

PLAYOFF RECORD

12-13	5	48	2	10	.200	1	2	.500	1	9	10	6	3-0	0	1	5	1.0
-------	---	----	---	----	------	---	---	------	---	---	----	---	-----	---	---	---	-----

Three-Point Field Goals: 2012-13, 0-for-3 (.000).

WILLIE WILLIAMS [#28] 6'7" 200 LBS 07/28/46

FLORIDA STATE '70

70-71	16	56	6	32	.188	3	5	.600			10	2	8-0			15	0.9
-------	----	----	---	----	------	---	---	------	--	--	----	---	-----	--	--	----	-----

YEAR	G	MIN	FGM	FGA	PCT	FTM	FTA	PCT	OFF	DEF	TOT	AST	PF-DQ	ST	BL	PTS	AVG
BOBBY WILSON [#42]			6'1"		180 LBS		01/15/51		WICHITA STATE '74								
>> Transactions: Signed as a free agent on January 28, 1977...Waived on 04April 1, 1977.																	
76-77	25	131	19	59	.322	11	13	.846	3	6	9	14	19-0	3	0	49	2.0
JOE WOLF [#42]			6'11"		230 LBS		12/17/67		NORTH CAROLINA '87								
>> Transactions: Signed as a free agent October 2, 1992...Waived on November 19, 1992 (also played 21 games for Portland in 1992-93).																	
92-93	2	9	0	1	.000	1	2	.500	1	2	3	0	2-0	0	1	1	0.5
RUBEN WOLKOWYSKI [#45]			6'10"		275 LBS		09/30/73		NO COLLEGE								
>> Transactions: Signed as a free agent on September 14, 2002...Waived on February 21, 2003.																	
02-03	7	24	2	4	.500	1	4	.250	0	1	1	1	3-0	0	0	5	0.7
Three-Point Field Goals: 2002-03, 0-for-1 (.000).																	
A. J. WYNDER [#12]			6'2"		180 LBS		09/11/64		FAIRFIELD '87								
>> Transactions: Signed on March 25, 1991 to a 10-day contract...Signed for the remainder of the season on April 12, 1991.																	
90-91	6	39	3	12	.250	6	8	.750	1	2	3	8	1-0	1	0	12	2.0
Three-Point Field Goals: 1990-91, 0-for-1 (.000).																	
PLAYOFF RECORD																	
90-91	-----INJURED-----																

1*

Never worn by a player.
*Retired in honor of founder
Walter Brown

2*

Never worn by a player.
*Retired in honor of Coach,
President and General Manager
Arnold "Red" Auerbach

3*

Mel Hirsch.....1946-47
Chuck Hoefler.....1946-48
George Nostrand.....1948-50
John Hazen.....1948-49
(also wore #10)
*Dennis Johnson.....1983-90

4

Wyndol Gray.....1946-47
Saul Mariashchin.....1947-48
Tony Lavelli.....1949-50
(also wore #11)
Sonny Hertzberg.....1949-51
Ken Rollins.....1952-53
Carl Braun.....1961-62
Clyde Lovellette.....1962-64
(also wore #34)
Gerry Ward.....1964-65
Jim Paxson.....1987-90
Larry Robinson.....1991-92
Sherman Douglas.....1991-92
(also wore #20)
Alaa Abdelnaby.....1992-94
David Wesley.....1994-97
Chauncey Billups.....1997-98
Popeye Jones.....1997-99
Tony Battie.....1999-03
(also wore #40)
Chris Mihm.....2003-04
Ryan Gomes.....2005-07
J.R. Giddens.....2008-10
Nate Robinson.....2010-11
Nenad Krstic.....2010-11
Marquis Daniels.....2011-12
(also wore #8, #7)
Jason Terry.....2012-13
Keith Bogans.....2013-Present

5

Tony Kappen.....1946-47
Moe Becker.....1946-47
Dick Murphy.....1946-47
Cecil Hankins.....1947-48
Bill Roberts.....1948-49
Ed Leede.....1949-51
Lucian (Skip) Whittaker.....1954-55
John Thompson.....1964-66
(also wore #18)
Bill Walton.....1985-88
John Bagley.....1989-93
Jay Humphries.....1994-95
Junior Burroughs.....1995-96
Michael Hawkins.....1996-97
Ron Mercer.....1997-99
Wayne Turner.....1999-00
Jamel Thomas.....1999-00
Jerome Moiso.....2000-01
Roshown McLeod.....2001-02
Kedrick Brown.....2002-03
(also wore #42)
Michael Stewart.....2003-05
Gerald Green.....2005-07
Kevin Garnett.....2007-13

6

John Simmons.....1946-47
George Munroe.....1947-48
Hank Beenders.....1948-49
Tom Kelly.....1948-49
*Bill Russell.....1956-69

7

Warren Fenley.....1946-47
Mel Riebe.....1947-49
(also wore #9)
Dermie O'Connell.....1948-50
Don Barksdale.....1953-55
(also wore #17)
Emmette Bryant.....1968-70
Art (Hambone) Williams.....1970-74
Ernie DiGregorio.....1977-78
Nate (Tiny) Archibald.....1978-83
Andre Turner.....1986-87
Kelvin Upshaw.....1988-90
Dee Brown.....1990-98
Kenny Anderson.....1997-02
Tony Delk.....2002-03
(also wore #28)
Chuck Atkins.....2003-04
Tom Gugliotta.....2004-05
Al Jefferson.....2005-07
(also wore #8)
Mikki Moore.....2008-09
(also wore #31)
Marquis Daniels.....2009-10
(also wore #8)
Jermaine O'Neal.....2010-12
Jared Sullinger.....2012-Present

8

Al Brightman.....1946-47
Phil Fairman.....1948-49
Howie Shannon.....1949-50
Scott Wedman.....1982-87
(also wore #20)
Kenny Battle.....1991-93
James Blackwell.....1994-95
Antoine Walker.....1996-03
Al Jefferson.....2004-05
(also wore #7)
Antoine Walker.....2004-05
(also wore #88)
Brandon Wallace.....2007-08
Stephane Marbury.....2008-09
Marquis Daniels.....2010-11
Jeff Green.....2010-11, 2012-Present

9

Harold Kottman.....1946-47
Mel Riebe.....1947-49
(also wore #7)
George Kafan.....1948-49
Al Butler.....1961-62
Greg Minor.....1994-00
Doug Overton.....2000-01
(also wore #20)
Milt Palacio.....2000-02
J.R. Bremer.....2002-03
Justin Reed.....2004-06
Rajon Rondo.....2006-present

10*

Connie Simmons.....1946-48
Meyer (Mike) Bloom.....1947-48
Stan Noszka.....1947-49
(also wore #11)
John Hazen.....1948-49
(also wore #3)
John Eversky.....1948-50
(also wore #16)
Gene Englund.....1949-50
Clarence (Kleggie) Hermesen.....1950-51
*Jolo White.....1969-79

11

Kevin (Chuck) Connors.....1946-48
Stan Noszka.....1947-49
(also wore #10)
Chick Halbert.....1948-49
Tony Lavelli.....1949-50
(also wore #4)
Chuck Cooper.....1950-54
Mel Counts.....1964-66
Jim Barnett.....1966-67
Mal Graham.....1967-69
Steve Kuberski.....1969-74
(also wore #33)
Charlie Scott.....1975-78
Bob McAdoo.....1978-79
Tracy Jackson.....1981-82
Sam Vincent.....1985-87
Dirk Minniefeld.....1987-88
Michael Smith.....1989-91
Stojko Vrankovic.....1991-92
(also wore #52)
Dana Barros.....1995-00
(also wore #13)
Randy Brown.....2000-01
Shammond Williams.....2002-03
Mark Bryant.....2003-06
Marcus Banks.....2003-06
Glen Davis.....2007-2011
Sasha Pavlovic.....2011-12
(also wore #77)
Courtney Lee.....2012-Present

12

Art Spector.....1946-50
Bob Donham.....1950-54
Togo Palazzi.....1954-57
Dan Swartz.....1962-63
Willie Naulls.....1963-66
Ron Watts.....1965-67
Tom Thacker.....1967-68
Don Chaney.....1968-75 & 1977-80
(also wore #42)
Sidney Wicks.....1976-78
Jerry Sichting.....1985-88
Otis Birdsong.....1988-89
A. J. Wynder.....1990-91
Kevin Pritchard.....1991-92
Bart Kofoed.....1992-93
Chris Corchiani.....1993-94
Dominique Wilkins.....1994-95
Bruce Bowen.....1997-99
Chris Herren.....2000-01
Bimbo Coles.....2002-03
Ricky Davis.....2003-06
Allan Ray.....2006-07
Bill Walker.....2008-10
Marcus Landry.....2009-10
Von Wafer.....2010-11
Jaluan Johnson.....2011-12
Leandro Barbosa.....2012-13
D.J. White.....2012-13
MarShon Brooks.....2013-Present

13

Mike (Red) Wallace.....1946-47
Gene Stump.....1947-49
Brady Walker.....1949-51
Kenny Sailors.....1950-51
Dick Mehen.....1950-51
Bob (Gabby) Harris.....1950-54
(also wore #18)
Charles Smith.....1989-91
Rickey Green.....1991-92
Todd Day.....1995-97
Dontae Jones.....1997-98
Damon Jones.....1998-99
Mike James.....2003-04
Dana Barros.....2003-04
(also wore #11)
Delonte West.....2004-07
Gabe Pruitt.....2007-09
Shelden Williams.....2009-10
Delonte West.....2010-11
Fab Melo.....2012-13

14*

Don Eliason.....1946-47
Gerard Kelly.....1946-47
(also wore #24)
Ed Ehlers.....1947-49
*Bob Cousy.....1950-63

15*

Hal Crisler.....1946-47
Jack (Dutch) Garfinkel.....1946-49
(also wore #21)
Jim Seminoff.....1948-50
Dwight (Red) Morrison.....1954-56
*Tom Heinsohn.....1956-65

16*

John Eversky.....1948-50
(also wore #10)
John Mahinken.....1949-53
Ed Mikan.....1953-54
Jack Nichols.....1953-58
Ben Swain.....1958-59
John Richter.....1959-60
*Tom (Satch) Sanders.....1960-73

17*

Virgil Vaughn.....1946-47
Bob Duffy.....1946-47
Jack Hewson.....1947-48
John Janisch.....1947-48
John Bach.....1948-49
Joe Mullaney.....1949-50
Horace (Bones) McKinney.....1950-52
Gene Conley.....1952-53 & 1958-61
Don Barksdale.....1953-55
(also wore #7)
Andy Phillip.....1956-58
*John Havlicek.....1962-78

18*

Bob (Gabby) Harris.....1950-54
(also wore #13)
Bob Brannum.....1951-55
*Jim Loscutoff.....1955-64
John Thompson.....1964-66
(also wore #5)
Woody Sauldsberry.....1965-66
Bailey Howell.....1966-70
*Dave Cowens.....1970-80

19*

Bob Doll.....1948-50
Ed (Moose) Stanczak.....1950-51
(also wore #21)
Francis (Mo) Mahoney.....1952-53
Arnie Risen.....1955-58
Maurice King.....1959-60
*Don Nelson.....1963-76

20

Al Lucas.....	1948-49
Dick Hemric.....	1955-57
Loi Tsiropoulos.....	1956-59
(also wore #29)	
Gene Guarrilla.....	1959-63
Larry Siegfried.....	1963-70
Phil Morgan.....	1970-72
Rex Hankinson.....	1973-75
Fred Saunders.....	1976-78
Wayne Kreklow.....	1980-81
Scott Wedman.....	1982-83
(also wore #8)	
Ray Williams.....	1984-85
Darren Daye.....	1986-88
Brian Shaw.....	1988-89 & 1990-92
Sherman Douglas.....	1991-96
(also wore #4)	
Tyus Edney.....	1997-98
Marlon Garnett.....	1998-99
Doug Overton.....	1999-00
(also wore #9)	
Bryant Stith.....	2000-01
Erick Strickland.....	2001-02
Jumaine Jones.....	2003-04
Gary Payton.....	2004-05
Dan Dickau.....	2005-06
Ray Allen.....	2007-12

21*

Jack (Dutch) Garfinkel.....	1946-49
(also wore #15)	
Frank (Apples) Kudelka.....	1950-51
Ed (Moose) Stanczak.....	1950-51
(also wore #19)	
Andy Duncan.....	1950-51
*Bill Sharman.....	1951-61
Gary Phillips.....	1961-62
Jack (The Shot) Foley.....	1962-63
John McCarthy.....	1963-64
Ron Bonham.....	1964-66

22*

Ed Sadowski.....	1947-48
Bob Kinney.....	1948-50
*Ed Macauley.....	1950-56

23*

Dick Dickey.....	1951-52
Eric Barrett.....	1953-56
*Frank Ramsey.....	1954-55 & 1956-64

24*

Gerard Kelly.....	1946-47
(also wore #14)	
Harry Boykoff.....	1950-51
Fred Scolari.....	1954-55
*Sam Jones.....	1957-69

25*

*K.C. Jones.....	1958-67
(also wore #27)	
Enoch (Bud) Olsen.....	1968-69

26

Toby Kimball.....	1966-67
Rick Weitzman.....	1967-68
Rich Johnson.....	1968-71
Kermit Washington.....	1977-78
Patrick O'Bryant.....	2008-09
Lester Hudson.....	2009-10
Phil Pressey.....	2013-Present

27

K.C. Jones.....	1958-67
(also wore #25)	
Johnny Jones.....	1967-68
Rick Niemann.....	1969-70
Bill Dinwiddie.....	1969-71
Mark Minor.....	1972-73
Kevin Stacom.....	1974-78
Marvin Barnes.....	1978-79
Jimmy Oliver.....	1993-94
Nate Driggers.....	1996-97
Danny Fortson.....	1999-00
Dwayne Jones.....	2005-06

28

Sihugo Green.....	1965-66
Wayne Embry.....	1966-68
Jim (Bad News) Barnes.....	1968-70
Willie Williams.....	1970-71
Clarence Glover.....	1971-72
Quinn Buckner.....	1982-85
Tony Delk.....	2002-03
(also wore #7)	
Sam Cassell.....	2007-08
Mickael Pietrus.....	2011-12

29

Lou Tsiropoulos.....	1956-59
(also wore #20)	
Henry Finkel.....	1969-75
Pervis Ellison.....	1994-00

30

Glenn McDonald.....	1974-76
Cedric Maxwell.....	1977-79
(also wore #31)	
M.L. Carr.....	1979-85
Todd Lichti.....	1993-94
Blue Edwards.....	1994-95
Thomas Hamilton.....	1995-96
Marty Conlon.....	1996-97 & 1999-00

(also wore #0)	
Mark Blount.....	2000-06
Sebastian Telfair.....	2006-07
Rashad Wallace.....	2009-10
Troy Murphy.....	2010-11
Brandon Bass.....	2011-Present

31

Tom Boswell.....	1975-78
*Cedric Maxwell.....	1977-85
(also wore #50)	
Fred Roberts.....	1986-88
Ron Grandison.....	1988-89
Xavier McDaniel.....	1992-94
Derek Strong.....	1994-95
Joe Johnson.....	2001-02
Mikko Moore.....	2002-03
(also wore #7)	

32*

Steve Downing.....	1973-75
Ed Searcy.....	1975-76
Jeff Judkins.....	1978-80
*Kevin McHale.....	1980-93

33*

Garfield Smith.....	1970-72
Ben Clyde.....	1974-75
Steve Kuberski.....	1975-78
(also wore #11)	
*Larry Bird.....	1979-92

34

Clyde Lovellette.....	1962-64
(also wore #4)	
Bob Nordmann.....	1964-65
Jim Ard.....	1974-77
Bob Bigelow.....	1977-78
(also wore #52)	
Dennis Awfrey.....	1978-79
Rick Carlisle.....	1984-87
Kevin Gamble.....	1988-94
Xavier McDaniel.....	1994-95
(also wore #31)	
Doug Smith.....	1995-96
Frank Brickowski.....	1996-97
Reggie Hanson.....	1997-98
Paul Pierce.....	1998-2013

35*

Paul Silas.....	1972-76
Tom Barker.....	1978-79
Billy Knight.....	1979-79
Charles Bradley.....	1981-83
Sly Williams.....	1985-86
*Reggie Lewis.....	1987-93

36

Shaquille O'Neal.....	2010-11
-----------------------	---------

38

Vitor Faverani.....	2013-Present
---------------------	--------------

40

Terry Duerod.....	1980-82
Carlos Clark.....	1983-85
Dino Radja.....	1993-97
Travis Knight.....	1997-98
Tony Battie.....	1998-99
(also wore #4)	
Calbert Cheaney.....	1999-00
Rick Brunson.....	2000-01
Joseph Forte.....	2001-02
Michael Finley.....	2009-10

41

Curtis Rowe.....	1976-79
Tony Massenbourg.....	1991-92
Marcus Webb.....	1992-93
Stacey King.....	1996-97
Eric Washington.....	1999-00
Bruno Sundov.....	2002-03
Michael Olowokandi.....	2006-07
James Posey.....	2007-08
Jarvis Varnado.....	2012-13
Kelly Olynyk.....	2013-Present

42

Don Chaney.....	1968-75 & 1977-80
(also wore #12)	
Jerome Anderson.....	1975-76
Bobby Wilson.....	1976-77
Chris Ford.....	1978-82
Mark Acres.....	1987-89
Dave Popson.....	1990-91
Joe Wolf.....	1992-93
Steve Hamer.....	1996-97
Kedrick Brown.....	2001-02
(also wore #5)	
Vin Baker.....	2002-04
Tony Allen.....	2004-10
Shavlik Randolph.....	2012-13

43

Earl Tatum.....	1978-79
Gerald Henderson.....	1979-84
Conner Henry.....	1986-88
Derek Smith.....	1990-91
Lorenzo Williams.....	1992-93
Tony Harris.....	1993-95
Brett Szabo.....	1996-97
Chris Carr.....	2000-01
Grant Long.....	2002-03
Kendrick Perkins.....	2003-11
Kris Joseph.....	2012-13
Kris Humphries.....	2013-Present

44

Paul Westphal.....	1972-75
Dave Bing.....	1977-78
Pete Maravich.....	1979-80
Danny Ainge.....	1981-89
Rick Fox.....	1991-97
Eric Riley.....	1998-99
Adrian Griffin.....	1999-01
Jiri Welsch.....	2003-05
Brian Scalabrino.....	2005-10
Chris Wilcox.....	2011-13

45

Frankie Sanders.....	1978-79
Eric Fernsten.....	1979-82
David Thridkill.....	1985-87
Ramon Rivas.....	1988-89
Tony Dawson.....	1994-95
Andrew DeClercq.....	1997-99
Ruben Wolkowsky.....	2002-03
Raef LaFrentz.....	2003-06
Carlos Arroyo.....	2010-11
Gerald Wallace.....	2013-Present

50

Greg Kite.....	1983-88
Matt Weststrom.....	1993-94
Theo Ratliff.....	2006-07
Eddie House.....	2007-10
Ryan Hollins.....	2011-12

51

Charles Claxton.....	1995-96
Todd Mundt.....	1995-96
Kevin Pinkney.....	2006-07
Keyon Dooling.....	2011-12

52

Norm Cook.....	1976-77
Bob Bigelow.....	1977-78
(also wore #34)	
Earl Williams.....	1978-79
Darren Tillis.....	1982-83
Stojko Vrankovic.....	1990-91
(also wore #11)	
Vitaly Potapenko.....	1998-02
Ernest Brown.....	2003-04

53

Rick Robey.....	1978-83
Artis Gilmore.....	1987-88
Joe Kleine.....	1988-93
Alton Lister.....	1995-97

54

Zaid Abdul Aziz (Don Smith).....	1977-78
Brad Lohaus.....	1987-89
Ed Pinckney.....	1988-94
Larry Sykes.....	1995-96
Rodney Rogers.....	2002

55

Acie Earl.....	1993-95
Eric Williams.....	1995-97 & 1999-03
John Thomas.....	1997-98
Zan Tabak.....	1997-98
Dwayne Schintzius.....	1998-99
Wally Szczerbak.....	2006-07
Luke Harangody.....	2010-11
E'Twaun Moore.....	2011-12

56

Brandon Hunter.....	2003-04
Sean Williams.....	2011-12

66

Scot Pollard.....	2007-08
-------------------	---------

77

Sasha Pavlovic.....	2010-11
---------------------	---------

86

Semih Erden.....	2010-11
Chris Johnson.....	2010-11

88

Antoine Walker.....	2004-05
(also wore #8)	

93

P. J. Brown.....	2007-08
------------------	---------

98

Jason Collins.....	2012-13
--------------------	---------

99

Roy Rogers, Jr.....	1997-1998
Darko Milicic.....	2012-13

0

Eric Montross.....	1994-96
Julius Nwosu.....	1996-97
Marty Conlon.....	1996-97
(also wore #30)	
Walter McCarty.....	1996-05
Ernie Greene.....	2005-06
Leon Powe.....	2006-09
Oliver Lafayette.....	2009-10
Avery Bradley.....	2010-present

00*

*Robert Parish.....	1980-94
---------------------	---------

RND NAME..... PICK..... COLLEGE

1947

- Eddie Ehlers.....1.....Purdue
- Gene Stump.....DePaul
- Saul Mariaschin.....Harvard

1948

- George Hauptfuehrer.....Harvard

1949

- Tony Lavelli.....Yale
- George Kaftan.....Holy Cross
- Bill Tom.....Rice
- Ed Little.....Denver Junior College
- Bill Simpson.....Bates
- Bill Vandenberg.....Washington
- Duane Klueh.....Indiana State
- Emerson Speicher.....Bowling Green
- Bill Weight.....Brigham Young
- Russ Washburn.....Colby

1950

- Charlie Share.....Bowling Green
- Chuck Cooper.....Duquesne
- Bob Donham.....Ohio State
- Ken Reeves.....Louisville
- Jack Shelton.....Oklahoma A & M
- Frank Mahoney.....Brown
- Dale Barnstable.....Kentucky
- Frank Oftring.....Holy Cross
- Bob Cope.....Montana State
- Matt Forman.....Holy Cross

1951

- Ernie Barrett.....Kansas State
- John Furlong.....Pepperdine
- Bill Garrett.....Indiana
- John Azary.....Columbia
- Bob Barnett.....Evansville
- Rip Gish.....Western Kentucky
- Jim Luisi.....St. Francis (N.Y.)
- Hugo Kapplar.....North Carolina State

1952

- Bill Stauffer.....Missouri
- Jim Iverson.....Kansas State
- J.C. Maze.....Southwest Texas State
- Bob Hedderick.....Canisius
- Don Johnson.....Oklahoma A & M
- Jim Buchanan.....Nebraska
- Fred Eyd.....Cornell
- Gordon Mungier.....Spring Hill
- Jim Dilling.....Holy Cross
- Gene Conley.....Washington State

* (Selected after draft meeting)

RND NAME..... PICK..... COLLEGE

1953

- Frank Ramsey.....Kentucky
- Chet Noe.....Oregon
- Cliff Hagan.....Kentucky
- Earle Markey.....Holy Cross
- John Holup.....George Washington
- Vern Stokes.....St. Francis (NY)
- Lou Tsioropoulos.....Kentucky
- Ted Lallier.....Colby
- Lewis Gilcrease.....Southwest Texas
- Tom Lillis.....St. Louis
- Gil Reich.....Kansas
- Jim Doherty.....Whitworth

1954

- Togo Palazzi.....Holy Cross
- Dwight Morrison.....Idaho
- Henry Daubenschmidt.....St. Francis (NY)
- Ron Perry.....Holy Cross
- Troy Burrus.....West Texas
- Otto Kriehauser.....Washington (MO)
- Paul Estergaard.....Bradley
- Jim Young.....Santa Clara
- Tony Daukas.....Boston College
- Bill Johnson.....Nebraska

1955

- Jim Loscutoff.....Oregon
- Dick Hemric.....Wake Forest
- Buzz Wilkinson.....Virginia
- Bart Leach.....Pennsylvania
- Bob Patterson.....Tulsa
- John Mahoney.....William and Mary
- John Moore.....UCLA
- Dean Parsons.....Washington
- Nick Romanoff.....College of Pacific
- Jim Ahearn.....Connecticut
- Carl Hartman.....Alderson-Broadbudd
- Mark Davis.....Marietta
- Henry Dooley.....Wiley
- Bob Scuddelari.....Cooper Union

1956

- Bill Russell.....2.....San Francisco
- * Tom Heinsohn.....Holy Cross
- K.C. Jones.....San Francisco
- George Linn.....Alabama
- Dan Swartz.....Morehead
- Bill Logan.....Iowa
- Don Boldebeck.....Houston
- O'Neal Weaver.....Midwestern (TX)
- Vic Molodet.....North Carolina State
- Jim Houston.....Brandeis
- Theophilus Lloyd.....Maryland State

* Territorial Choice

RND NAME..... PICK..... COLLEGE

1957

1. Sam Jones8.....North Carolina Central
2. Dick O'Neal16.....Texas Christian
3. Chuck Schramm24.....Western Illinois
4. Jim Ashmore32.....Mississippi State
5. Grady Wallace40.....South Carolina
6. Maurice King48.....Kansas
7. Dick Grott55.....Denver
8. Bill Von Weghe62.....Rhode Island
9. Joe Gibbon69.....Mississippi
10. Jack Butcher75.....Memphis State
11. Dick Neal78.....Indiana

1958

1. Ben Swain8.....Texas Southern
2. Jim Smith15.....Steubenville
3. Jim Cunningham23.....Fordham
4. Don Flora31.....Washington and Lee
5. Gene Brown39.....San Francisco
6. Dave Kelleher47.....Morehead
7. Rudy Finderson55.....Brandeis

1959

1. John Richter8.....North Carolina State
2. Gene Guarilia16.....George Washington
3. Ralph Crosthwaite24.....Eastern Kentucky
4. Ed Kazakovich32.....Scranton
5. Don Lange40.....William and Mary
6. Bob Cummings48.....Boston University

1960

1. Tom Sanders8.....New York University
2. Leroy Wright16.....College of Pacific
3. Mike Graney24.....Notre Dame
4. Sid Cohen32.....Kentucky
5. Wayne Lawrence40.....Texas A & M
6. George Newman48.....Kentucky

1961

1. Gary Phillips9.....Houston
2. Al Butler17.....Niagara
3. Bill Depp31.....Vanderbilt
4. Carl Cole39.....Eastern Kentucky
5. Bob DiStefano48.....North Carolina State
6. Ned Twyman57.....Duchesne
7. Mel Klein66.....Aberdeen State

1962

1. John Havlicek7.....Ohio State
2. Jack Foley16.....Holy Cross
3. Jim Hadnot25.....Providence
4. Roger Strickland34.....Jacksonville
5. Gary Daniels43.....Citadel
6. Jim Hooley52.....Boston College
7. Clyde Arnold60.....Duchesne
8. Chuck Chevalier69.....Boston College
9. Mike Gingsir78.....

Brown

RND NAME..... PICK..... COLLEGE

1963

1. Bill Green8.....Colorado State
3. Chuck Kriston26.....Valparaiso
4. Connie McGuire35.....Southeast Oklahoma
5. W.D. Stroud44.....Mississippi State
6. Vinnie Ernst53.....Providence
7. Herb McGee62.....Philadelphia Textile

1964

1. Mel Counts7.....Oregon State
2. Ron Bonham16.....Cincinnati
3. John Thompson25.....Providence
4. Joe Strawder34.....Bradley
5. Nick Werkman43.....Seton Hall
6. Leverne Tart52.....Bradley
7. Rich Falk61.....Northwestern
8. Jeff Blue70.....Butler
9. Charlie Kelley77.....West Virginia
10. Duane Corriveau84.....Clark

1965

1. Ollie Johnson7.....San Francisco
2. Ron Watts13.....Wake Forest
3. Toby Kimball22.....Connecticut
4. Richie Tarrant31.....St. Michael's
5. Don Davidson40.....Davidson
6. Hack Tison49.....Duke
7. George Deehan58.....Lenoir Rhyne

1966

1. Jim Barnett8.....Oregon
2. Leon Clark18.....Wyoming
3. Gary Turner28.....Texas Christian
4. John Austin38.....Boston College
6. Charlie Hunter58.....Oklahoma City
7. Gerry Ward67.....Maryland
8. Russ Gumina76.....San Francisco

1967

1. Mal Graham11.....New York University
4. Neville Shed40.....Texas—El Paso
5. Mike Redd52.....Kentucky Wesleyan
6. Ed Hummer64.....Princeton
7. Edgar Lacey76.....UCLA
8. Andy Anderson88.....Canisius
9. Henry Brown99.....Lowell Tech
10. Rick Weitzman110.....Northeastern
11. Joe Harrington120.....Maryland

RND NAME..... PICK..... COLLEGE

1968

1.	Don Chaney	12	Houston
3.	Garfield Smith	32	Eastern Kentucky
4.	Rich Johnson	46	Grambling
5.	Thad Jaracz	60	Kentucky
6.	Jerry Newsome	74	Indiana State
7.	Mike Lewis	88	Duke
8.	Julius Keye	102	Alcorn A & M
9.	Bill Butler	116	St. Bonaventure
10.	Ivan Leschinsky	130	Long Island
11.	Tom Neimeir	143	Evansville
12.	Bill Langheld	156	Fordham
13.	Art Stephenson	168	Rhode Island
14.	Keith Hochstein	179	Holy Cross

1969

1.	JoJo White	9	Kansas
3.	Julius Keye	38	Alcorn A & M
4.	Steve Kuberski	52	Bradley
5.	George Thompson	66	Marquette
6.	Dolph Puliam	80	Drake
7.	Jim Johnson	94	Wisconsin
8.	Bob Whitmore	108	Notre Dame
9.	Gordon Smith	122	Cincinnati
10.	Jim Picka	136	High Point
11.	Larry Frinston	150	Kenyon
12.	Rod Forbes	163	Boston State
13.	Billy Evans	175	Boston College

1970

1.	Dave Cowens	4	Florida State
2.	Rex Morgan	21	Jacksonville
3.	Willie Williams	38	Florida State
4.	John McKinney	55	Norfolk State
5.	Tom Carter	72	Paul Quinn
6.	Rod McIntyre	89	Jacksonville
7.	Charlie Scott	106	North Carolina
8.	Bob Croft	123	Tennessee
9.	Tom Little	140	Seattle
10.	Mike Maloy	157	Davidson

1971

1.	Clarence Glover	10	Western Kentucky
2.	Jim Rose	28	Western Kentucky
3.	Dave Robisch	44	Kansas
4.	Randy Denton	61	Duke
6.	Thorpe Webber	95	Vanderbilt
7.	Skip Young	112	Florida State
8.	John Ribock	129	South Carolina
9.	Ray Green	145	California State (Pa.)
10.	Dave Dover	161	Harvard
11.	Reggie Brooks	176	NH College
12.	Alan Dalton	189	Suffolk
13.	Leroy Chalk	201	Nebraska

RND NAME..... PICK..... COLLEGE

1972

1.	Paul Westphal	10	Southern California
2.	Dennis Wuycik	27	North Carolina
3.	Wayne Grabiec	44	Michigan
4.	Nate Stephens	61	Long Beach
5.	Bryan Adrian	77	Davidson
6.	Doug Holcomb	94	Memphis State
7.	Steve Previs	111	North Carolina
8.	Sam McCarney	127	Oral Roberts
10.	Marty Hunt	154	Kenyon
11.	Mark Minor	165	Ohio State
12.	Phil Stephens	173	South Carolina State

1973

1.	Steve Downing	17	Indiana
2.	Phil Hankinson	35	Pennsylvania
3.	Martinez Denmon	52	Iowa State
4.	Richard Fuqua	69	Oral Roberts
5.	Byron Jones	86	San Francisco
6.	Joe Caffery	103	North Carolina State
7.	Mike Stewart	120	Santa Clara
8.	Robert White	137	Sam Houston
9.	Corky Taylor	151	Minnesota
10.	Steve Turner	165	Vanderbilt
11.	Ed Hastings	174	Villanova
12.	Bruce Winkler	182	Santa Clara
13.	Scott Koelzer	188	Montana State
14.	Rick Williams	193	Iowa
15.	James Gilchrist	198	Florida Southern
16.	Sam Barber	202	Bethune Cookman
17.	Lamont King	206	Long Beach State
18.	Peter Gavitt	208	Maine
19.	Tom Austin	210	Massachusetts

1974

1.	Glenn McDonald	17	Long Beach State
2.	Kevin Stacom	35	Providence
3.	Roscoe Pondexter	53	Long Beach State
4.	Lerman Battle	71	Fairmont State
5.	Ben Clyde	89	Florida State
6.	Gene Harmon	107	Creighton
7.	Ron Brown	125	Penn State
8.	Richard Wallace	143	Georgia Southern
9.	Al Skinner	160	Massachusetts
10.	Phil Rodgers	177	Fairfield

1975

1.	Tom Boswell	17	South Carolina
3.	Jerome Anderson	53	West Virginia
4.	Cyrus Mann	72	Illinois State
5.	Darrell Brown	89	Fordham
6.	Rick Coleman	108	Jacksonville
7.	Al Boswell	125	Oral Roberts
8.	Roger Morningstar	144	Kansas
9.	Robert Rhodes	159	Albany State
10.	Bill Endicott	174	Massachusetts

RND NAME..... PICK..... COLLEGE

1976

1.	Norm Cook.....	16.....	Kansas
3.	Jerrel Fort.....	51.....	Nebraska
4.	Lewis Linder.....	67.....	Kentucky State
5.	Lewis McKinney.....	85.....	St. Louis
6.	Art Collins.....	103.....	Biscayne
7.	Ralph Drollinger.....	121.....	UCLA
8.	John Clark.....	139.....	Northeastern
9.	Bill Collins.....	157.....	Boston College
10.	Otho Tucker.....	175.....	Illinois

1977

1.	Cedric Maxwell.....	12.....	UNC-Charlotte
3.	Skip Brown.....	56.....	Wake Forest
4.	Jeff Cummings.....	78.....	Tulane
5.	Bill Langloh.....	100.....	Virginia
6.	Ray Pace.....	122.....	Rutgers—Camden
7.	Dave Kyle.....	142.....	Cleveland State
8.	Tom Harris.....	161.....	Bowling Green

1978

1.	Larry Bird.....	6.....	Indiana State
1.	Freeman Williams.....	8.....	Portland State
2.	Jeff Judkins.....	30.....	Utah
3.	Dana Skinner.....	50.....	Merrimack
4.	Dave Nelson.....	72.....	Bloomfield (N.J.)
5.	Greg Tynes.....	94.....	Seton Hall
6.	Dave Winey.....	116.....	Minnesota
7.	Steve Balkun.....	137.....	Fairfield
8.	Kim Fisher.....	156.....	Fairfield
9.	Les Anderson.....	173.....	George Washington
10.	Walter Harrigan.....	188.....	Brandeis

1979

3.	Wayne Kreklow.....	53.....	Drake
3.	Ernesto Malcolm.....	61.....	Briarcliff
4.	Nick Galis.....	68.....	Seton Hall
5.	Jimmy Allen.....	90.....	New Haven
6.	Marvin Delph.....	110.....	Arkansas
7.	Steve Castellani.....	130.....	Virginia
8.	Glen Sudhop.....	149.....	North Carolina State
9.	Kevin Sinnett.....	168.....	Navy
10.	Alton Byrd.....	186.....	Columbia

1980

1.	Kevin McHale.....	3.....	Minnesota
2.	Annette Hallman.....	46.....	Purdue
3.	Ron Perry Jr.....	54.....	Holy Cross
3.	Donald Newman.....	69.....	Idaho
4.	Kevin Hamilton.....	92.....	Iona
5.	Rufus Harris.....	115.....	Maine
5.	Ken Evans.....	138.....	Norfolk State
7.	Les Henson.....	160.....	Virginia Tech
8.	Steve Wright.....	179.....	Boston University
9.	Brian Jung.....	199.....	Northwestern
10.	John Nolan.....	214.....	Providence

RND NAME..... PICK..... COLLEGE

1981

1.	Charles Bradley.....	23.....	Wyoming
2.	Tracy Jackson.....	25.....	Notre Dame
2.	Danny Ainge.....	31.....	Brigham Young
3.	John Johnson.....	69.....	Michigan
4.	Stanley Williams.....	91.....	LaSalle
5.	Glen Grunwald.....	115.....	Indiana
6.	Steve Waite.....	137.....	Iowa
7.	Tom Seaman.....	161.....	Holy Cross
8.	George Morrow.....	182.....	Creighton
9.	Greg McCray.....	203.....	Va. Comm.
10.	Ken Matthews.....	222.....	No. Car. St.

1982

1.	Darren Tillis.....	23.....	Cleveland State
2.	Tony Guy.....	46.....	Kansas
3.	Perry Moss.....	69.....	Northeastern
4.	Greg Stewart.....	92.....	Tulsa
5.	William Brown.....	115.....	St. Peter's
6.	John Schweitz.....	138.....	Richmond
7.	Phil Collins.....	161.....	West Virginia
8.	Ed Spriggs.....	184.....	Georgetown
9.	Panayoti Giannakis.....	205.....	Hellenic
10.	Landon Turner.....	225.....	Indiana

1983

1.	Greg Kite.....	21.....	Brigham Young
3.	Winfred King.....	52.....	E. Tenn. St.
3.	Craig Robinson.....	68.....	Virginia
4.	Carlos Clark.....	91.....	Mississippi
5.	Rob Reitz.....	114.....	Stonehill
6.	Paul Atkins.....	137.....	Dallas Baptist
7.	Ron Jackson.....	160.....	Providence
8.	Trent Johnson.....	183.....	Pittsburgh
9.	John Rice.....	205.....	UMass-Boston
10.	Andy Kupec.....	226.....	Bentley

1984

1.	Michael Young.....	24.....	Houston
2.	Ronnie Williams.....	47.....	Florida
3.	Rick Carlisle.....	70.....	Virginia
4.	Kevin Mullin.....	93.....	Princeton
5.	Todd Orlando.....	116.....	Bentley
6.	Steve Carfino.....	139.....	Iowa
7.	Mark VanValkenburg.....	162.....	Fram. State
8.	Champ Godboldt.....	184.....	Holy Cross
9.	Joe Dickson.....	206.....	Merrimack
10.	Dan Trant.....	228.....	Clark

1985

1.	Sam Vincent.....	20.....	Michigan State
3.	Andre Battle.....	70.....	Loyola (IL)
4.	Cliff Webber.....	93.....	Liberty Baptist
5.	Albert Butts.....	116.....	LaSalle
6.	Ralph Lewis.....	139.....	LaSalle
7.	Chris Remley.....	162.....	Rutgers

RND NAME..... PICK..... COLLEGE

1986

1. Len Bias.....2.....Maryland
4. Tony Benford.....93.....Texas Tech
5. Dave Colbert.....116.....Dayton
6. Greg Wendt.....139.....Detroit
7. Tom Ivey.....162.....Boston U.

1987

1. Reggie Lewis.....22.....Northeastern
2. Brad Lohaus.....45.....Iowa
4. Tom Sheehy.....70.....Virginia
4. Darryl Kennedy.....91.....Oklahoma
5. David Butler.....114.....California
6. Tim Naegeli.....137.....Wisc-Stevens Point
7. Gerry Corcoran.....160.....Northeastern

1988

1. Brian Shaw.....24.....UCSB
3. Gerald Paddio.....74.....UNLV

1989

1. Michael Smith.....13.....Brigham Young
2. Dino Radja.....40.....Croatia

1990

1. Dee Brown.....19.....Jacksonville

1991

1. Rick Fox.....24.....North Carolina

1992

1. Jon Barry.....21.....Georgia Tech
2. Darren Morningstar.....47.....Pittsburgh

1993

1. Acie Earl.....19.....Iowa

1994

1. Eric Montross.....8.....North Carolina
2. Andrei Fetisov.....36.....Forum Valladolid

1995

1. Eric Williams.....14.....Providence
2. Junior Burrough.....33.....Virginia

1996

1. Antoine Walker.....6.....Kentucky
2. Steve Hamer.....38.....Tennessee

1997

1. Chauncey Billups.....3.....Colorado
1. Ron Mercer.....6.....Kentucky
2. Ben Pepper.....56.....Newcastle Falcons (NBL)

1998

1. Paul Pierce.....10.....Kansas

1999

2. Kris Clack.....55.....Texas

2000

1. Jerome Moiso.....11.....UCLA
2. Josip Sesar*.....49.....Cibona Zagreb

*originally selected by Seattle, acquired in draft day trade

2001

1. Joe Johnson.....10.....Arkansas
1. Kedrick Brown.....11.....Okaloosa-Walton CC
1. Joseph Forte.....21.....North Carolina

RND NAME..... PICK..... COLLEGE

2002

2. Darius Songaila.....50.....Wake Forest

2003

1. Troy Bell.....16.....Boston College*
1. Dahintay Jones.....20.....Duke*
2. Brandon Hunter.....56.....Ohio University

* Picks traded on Draft Night to the Memphis Grizzlies for Marcus Banks (selected 11th) & Kendrick Perkins (selected 27th).

2004

1. Al Jefferson.....15.....Prentiss H.S. (MS)
1. Delonte West.....24.....St. Josephs
1. Tony Allen.....25.....Oklahoma State
2. Justin Reed.....40.....Mississippi

2005

1. Gerald Green.....18.....Gulf Shores Academy (TX)
2. Ryan Gomes.....50.....Providence
2. Orien Greene.....53.....Louisiana-Lafayette

2006

1. Rajon Rondo.....21.....Kentucky*
2. Leon Powe.....49.....California*

* Picks acquired on Draft Night, Rondo from the Phoenix Suns and Powe from the Denver Nuggets.

2007

1. Jeff Green.....5.....Georgetown*
2. Gabe Pruitt.....32.....Southern California

* Draft rights traded with Wally Szczerbiak and Delonte West to the Seattle Supersonics in exchange for Ray Allen and the draft rights to Glen Davis (selected 35th).

2008

1. J.R. Giddens.....30.....New Mexico
2. Bill Walker.....47.....Kansas State*
2. Semih Erden.....60.....Turkey

* Pick acquired draft night from Washington.

2009

2. Lester Hudson.....58.....Tennessee-Martin

2010

1. Avery Bradley.....19.....Texas
2. Luke Harangody.....52.....Notre Dame

2011

1. MarShon Brooks.....25.....Providence*
2. E'Twaun Moore.....55.....Purdue

* Draft rights traded to New Jersey in exchange for the draft rights to Jajuan Johnson (selected 27th).

2012

1. Jared Sullinger.....21.....Ohio State
1. Fab Melo.....22.....Syracuse
2. Kris Joseph.....51.....Syracuse

2013

1. Lucas Nogueira.....16.....Brazil*
2. Colton Iverson.....53.....Colorado State**

* Draft rights traded to Dallas along with two future second round picks in exchange for the draft rights to Kelly Olynyk (selected 13th).

** Draft rights acquired from Indiana in exchange for cash considerations.

PRESIDENTS

1946-63.....	Walter Brown
1963-65.....	Lou Pieri
1965-67.....	Jack Waldron
1967-68.....	Clarence Adams
1968-70.....	Jack Waldron
1970-97.....	Red Auerbach
1997-01.....	Rick Pitino
2001-07.....	Red Auerbach
2007-present.....	Rich Gotham

GENERAL MANAGERS

1946-50.....	Walter Brown
1950-64.....	Walter Brown (Business Operations)/ Red Auerbach (Basketball Operations)
1964-84.....	Red Auerbach
1984-90.....	Jan Volk
1990-94.....	Dave Gavitt (Senior Executive VP)/ Jan Volk (GM)
1994-97.....	Jan Volk (GM)/M.L. Carr (Director of Basketball Operations)
1997-2007.....	Chris Wallace
2003-present.....	Danny Ainge (President of Basketball Operations)

HEAD COACHES

1946-48.....	Honey Russell Released after 1947-48
1948-50.....	Doggie Julian Hired April 11, 1948; Resigned after 1949-50
1950-66.....	Red Auerbach Hired April 27, 1950; Announced resignation before 1965-66, effective after the 1966 playoffs
1966-69.....	Bill Russell Retired as player/coach after 1968-69 season
1969-78.....	Tom Heinsohn Released January 3, 1978
1978.....	Tom Sanders Hired January 3, 1978; Released November, 1978
1978-79.....	Dave Cowens Relinquished coaching duties after 1978-79
1979-83.....	Bill Fitch Hired May 23, 1979; Resigned May 27, 1983
1983-88.....	K.C. Jones Hired June 7, 1983; Announced resignation on May 3, 1988, effective after the 1988 playoffs
1988-90.....	Jim Rodgers Released May 8, 1990
1990-95.....	Chris Ford Hired June 12, 1990; Released May 17, 1995
1995-97.....	M.L. Carr Hired June 20, 1995, Relinquished H.C. title April 30, 1997
1997-01.....	Rick Pitino Hired May 8, 1997 Resigned January 8, 2001
2001-2004.....	Jim O'Brien named Interim Head Coach Jim O'Brien Named Head Coach April 24, 2001 Resigned January 27, 2004
2004-13.....	John Carroll named Interim Head Coach Glenn "Doc" Rivers Hired April 29, 2004 Released from contract on June 25, 2013
2013-Present.....	Brad Stevens Hired July 3, 2013

ASSISTANT COACHES

1946-48.....	Danny Silva
1948-50.....	Henry McCarthy
1949-50.....	Art Spector
1972-77.....	John Killilea
1977-78.....	Tom Sanders
1977-83.....	K.C. Jones
1978-79.....	Bob MacKinnon
1980-88.....	Jim Rodgers
1983-90.....	Chris Ford
1984-88.....	Ed Badger
1988-90.....	Lanny Van Eman
1990-96.....	Don Casey
1990-94.....	Jon P. Jennings
1993-97.....	Dennis Johnson
1995-97.....	John Kuester
1997-98.....	Winston Bennett
1998-00.....	Andy Enfield
1997-01.....	Jim O'Brien
1997-04.....	John Carroll
1998-04.....	Lester Conner
2001-04.....	Dick Harter
2001-04.....	Frank Vogel
2002-04.....	Joe Gallagher
2004-06.....	Jim Brewer
2004-06.....	Paul Pressey
2004-05.....	Kevin Eastman
2006-13.....	Kevin Eastman
2004-07.....	Tony Brown
2004-13.....	Armond Hill
2004-07.....	Dave Wohl
2006-10.....	Clifford Ray
2007-10.....	Tom Thibodeau
2007-13.....	Mike Longabardi
2010-11.....	Roy Rogers
2010-11.....	Lawrence Frank
2011-present.....	Jamie Young
2011-13.....	Tyrone Lue
2012-present.....	Jay Larranaga
2013-present.....	Ron Adams
2013-present.....	Micah Shrewsbury
2013-present.....	Walter McCarty

TEAM CAPTAINS (SINCE 1950)

1950-63.....	Bob Cousy
1963-69.....	Bill Russell
1969-78.....	John Havlicek
1978-80.....	Dave Cowens
1980-92.....	Larry Bird
1992-93.....	Reggie Lewis
1993-94.....	Robert Parish
1994-95.....	Dee Brown and Dominique Wilkins
1995-96.....	Dee Brown
1996-97.....	Rick Fox
1997-98.....	Dee Brown, Pervis Ellison, Antoine Walker
1998-99.....	Antoine Walker
1999-00.....	Antoine Walker and Dana Barros
2000-03.....	Antoine Walker and Paul Pierce
2003-13.....	Paul Pierce

BY YEAR

* NBA Championships

YEAR	COACH	REGULAR SEASON		PLAYOFFS	
		W	L	W	L
1946-47.....	John (Honey) Russell.....	22	38	-	-
1947-48.....	John (Honey) Russell.....	20	28	1	2
1948-49.....	Alvin (Doggie) Julian.....	25	35	-	-
1949-50.....	Alvin (Doggie) Julian.....	22	46	-	-
1950-51.....	Arnold (Red) Auerbach.....	39	30	0	2
1951-52.....	Arnold (Red) Auerbach.....	39	27	1	2
1952-53.....	Arnold (Red) Auerbach.....	46	25	5	3
1953-54.....	Arnold (Red) Auerbach.....	42	30	2	4
1954-55.....	Arnold (Red) Auerbach.....	36	36	5	4
1955-56.....	Arnold (Red) Auerbach.....	39	33	1	2
* 1956-57.....	Arnold (Red) Auerbach.....	44	28	7	3
1957-58.....	Arnold (Red) Auerbach.....	49	23	6	5
* 1958-59.....	Arnold (Red) Auerbach.....	52	20	8	3
* 1959-60.....	Arnold (Red) Auerbach.....	59	16	8	5
* 1960-61.....	Arnold (Red) Auerbach.....	57	22	8	2
* 1961-62.....	Arnold (Red) Auerbach.....	60	20	8	6
* 1962-63.....	Arnold (Red) Auerbach.....	58	22	8	5
* 1963-64.....	Arnold (Red) Auerbach.....	59	21	8	2
* 1964-65.....	Arnold (Red) Auerbach.....	62	18	8	4
* 1965-66.....	Arnold (Red) Auerbach.....	54	26	11	6
1966-67.....	Bill Russell.....	60	21	4	5
* 1967-68.....	Bill Russell.....	54	28	12	7
* 1968-69.....	Bill Russell.....	48	34	12	6
1969-70.....	Tom Heinsohn.....	34	48	-	-
1970-71.....	Tom Heinsohn.....	44	38	-	-
1971-72.....	Tom Heinsohn.....	56	26	5	6
1972-73.....	Tom Heinsohn.....	68	14	7	6
* 1973-74.....	Tom Heinsohn.....	56	26	12	6
1974-75.....	Tom Heinsohn.....	60	22	6	5
* 1975-76.....	Tom Heinsohn.....	54	28	12	6
1976-77.....	Tom Heinsohn.....	44	38	5	4
1977-78.....	Tom Heinsohn.....	11	23	-	-
.....	Thomas (Satch) Sanders.....	21	27	-	-
1978-79.....	Thomas (Satch) Sanders.....	2	12	-	-
.....	Dave Cowens.....	27	41	-	-

YEAR	COACH	REGULAR SEASON		PLAYOFFS	
		W	L	W	L
1979-80.....	Bill Fitch.....	61	21	5	4
* 1980-81.....	Bill Fitch.....	62	20	12	5
1981-82.....	Bill Fitch.....	63	19	7	5
1982-83.....	Bill Fitch.....	56	26	2	5
* 1983-84.....	K.C. Jones.....	62	20	15	8
1984-85.....	K.C. Jones.....	63	19	13	8
* 1985-86.....	K.C. Jones.....	67	15	15	3
1986-87.....	K.C. Jones.....	59	23	13	10
1987-88.....	K.C. Jones.....	57	25	9	8
1988-89.....	Jim Rodgers.....	42	40	0	3
1989-90.....	Jim Rodgers.....	52	30	2	3
1990-91.....	Chris Ford.....	56	26	5	6
1991-92.....	Chris Ford.....	51	31	6	4
1992-93.....	Chris Ford.....	48	34	1	3
1993-94.....	Chris Ford.....	32	50	-	-
1994-95.....	Chris Ford.....	35	47	1	3
1995-96.....	M.L. Carr.....	33	49	-	-
1996-97.....	M.L. Carr.....	15	67	-	-
1997-98.....	Rick Pitino.....	36	46	-	-
1998-99.....	Rick Pitino.....	19	31	-	-
1999-00.....	Rick Pitino.....	35	47	-	-
2000-01.....	Rick Pitino.....	12	22	-	-
.....	Jim O'Brien.....	24	24	-	-
2001-02.....	Jim O'Brien.....	49	33	9	7
2002-03.....	Jim O'Brien.....	44	38	4	6
2003-04.....	Jim O'Brien.....	22	24	-	-
.....	John Carroll.....	14	22	0	4
2004-05.....	Glenn "Doc" Rivers.....	45	37	3	4
2005-06.....	Glenn "Doc" Rivers.....	33	49	0	0
2006-07.....	Glenn "Doc" Rivers.....	24	58	0	0
* 2007-08.....	Glenn "Doc" Rivers.....	66	16	16	10
2008-09.....	Glenn "Doc" Rivers.....	62	20	7	7
2009-10.....	Glenn "Doc" Rivers.....	50	32	15	9
2010-11.....	Glenn "Doc" Rivers.....	56	26	5	4
2011-12.....	Glenn "Doc" Rivers.....	39	27	11	9
2012-13.....	Glenn "Doc" Rivers.....	41	40	2	4
TOTALS.....	16 COACHES.....	3108	2124	344	253

BY COACH

COACH	REGULAR SEASON		PLAYOFFS	
John Russell.....	42-66.....	(.389)	1-2.....	(.333)
Alvin Julian.....	47-81.....	(.367)	0-0.....	(.000)
Red Auerbach.....	795-397.....	(.667)	90-58.....	(.608)
Bill Russell.....	162-83.....	(.661)	28-18.....	(.609)
Tom Heinsohn.....	427-263.....	(.619)	47-33.....	(.588)
Tom Sanders.....	23-39.....	(.371)	0-0.....	(.000)
Dave Cowens.....	27-41.....	(.397)	0-0.....	(.000)
Bill Fitch.....	242-86.....	(.738)	26-19.....	(.578)
K.C. Jones.....	308-102.....	(.751)	65-37.....	(.637)
Jim Rodgers.....	94-70.....	(.573)	2-6.....	(.250)
Chris Ford.....	222-188.....	(.541)	13-16.....	(.448)
M.L. Carr.....	48-116.....	(.293)	0-0.....	(.000)
Rick Pitino.....	102-146.....	(.411)	0-0.....	(.000)
Jim O'Brien.....	139-119.....	(.538)	13-13.....	(.500)
John Carroll.....	14-22.....	(.388)	0-4.....	(.000)
Glenn "Doc" Rivers.....	416-305.....	(.577)	59-47.....	(.557)
TOTALS.....	3108-2124.....	(.594)	344-253.....	(.576)

YEAR	HOME	ROAD	NEUTRAL	TOTAL	PCT	POS	GA/GB
1946-47	14-16	8-22		22-38	.367	6	-27
1947-48	11-13	9-15		20-28	.417	3	-7
1948-49	17-12	7-20	1-3	25-35	.417	5	-13
1949-50	12-14	5-28	5-4	22-46	.324	6	-31
1950-51	26-6	9-22	4-2	39-30	.565	2	-25
1951-52	22-7	10-19	7-1	39-27	.591	2	-1
1952-53	21-3	11-18	14-4	46-25	.648	3	-15
1953-54	16-6	11-19	15-5	42-30	.583	2	-2
1954-55	20-5	5-22	11-9	36-36	.500	3	-7
1955-56	20-7	12-15	7-11	39-33	.542	2	-6
1956-57	27-4	12-19	5-5	44-28	.611	1	+6
1957-58	25-4	17-13	7-6	49-23	.681	1	+8
1958-59	26-4	13-15	13-1	52-20	.722	1	+12
1959-60	25-2	23-9	11-5	59-16	.787	1	+10
1960-61	21-7	24-11	12-4	57-22	.722	1	+11
1961-62	23-5	26-12	11-3	60-20	.750	1	+11
1962-63	25-5	21-16	12-1	58-22	.725	1	+10
1963-64	26-4	21-17	12-0	59-21	.738	1	+4
1964-65	27-3	27-11	8-4	62-18	.755	1	+14
1965-66	26-5	19-18	9-3	54-26	.675	2	-1
1966-67	27-4	25-11	8-6	60-21	.741	2	-8
1967-68	28-9	20-16	6-3	54-28	.659	2	-8
1968-69	24-12	21-19	3-3	48-34	.585	4	-9
1969-70	16-21	13-27	5-0	34-48	.415	6	-26
1970-71	25-14	18-22	1-2	44-38	.537	3	-8
1971-72	32-9	21-16	3-1	56-26	.683	1	+8
1972-73	33-6	32-8	3-0	68-14	.829	1	+11
1973-74	26-6	21-18	9-2	56-26	.683	1	+7
1974-75	28-13	32-9		60-22	.732	1	+11
1975-76	31-10	23-18		54-28	.659	1	+8
1976-77	28-13	16-25		44-38	.537	2	-6
1977-78	24-17	8-33		32-50	.390	3	-23
1978-79	21-20	8-33		29-53	.354	5	-25
1979-80	35-6	26-15		61-21	.744	1	+2
1980-81	35-6	27-14		62-20	.756	1	0
1981-82	35-6	28-13		63-19	.768	1	+5
1982-83	33-8	23-18		56-26	.683	2	-9
1983-84	33-8	29-12		62-20	.756	1	+10
1984-85	35-6	28-13		63-19	.768	1	+5
1985-86	40-1	27-14		67-15	.817	1	+13
1986-87	39-2	20-21		59-23	.720	1	+14
1987-88	36-5	21-20		57-25	.695	1	+19
1988-89	32-9	10-31		42-40	.512	3	-10
1989-90	30-11	22-19		52-30	.634	2	-1
1990-91	35-6	21-20		56-26	.683	1	+12
1991-92	34-7	17-24		51-31	.622	1	0
1992-93	28-13	20-21		48-34	.585	2	-12
1993-94	18-23	14-27		32-50	.390	5	-25
1994-95	20-21	15-26		35-47	.427	3	-22
1995-96	18-23	15-26		33-49	.402	5	-27
1996-97	11-30	4-37		15-67	.183	7	-46
1997-98	24-17	12-29		36-46	.439	6	-19
1998-99	10-15	9-16		19-31	.380	5	-14
1999-00	26-15	9-32		35-47	.427	5	-17
2000-01	20-21	16-25		36-46	.439	5	-20
2001-02	27-14	22-19		49-33	.598	2	-3
2002-03	25-16	19-22		44-38	.537	3	-5
2003-04	19-22	17-24		36-46	.439	4	-11
2004-05	27-14	18-23		45-37	.549	1	+2
2005-06	21-20	12-29		33-49	.400	3	-16
2006-07	12-29	12-29		24-58	.293	5	-23
2007-08	35-6	31-10		66-16	.805	1	+25
2008-09	35-6	27-14		62-20	.756	1	+21
2009-10	24-17	26-15		50-32	.610	1	+10
2010-11	33-8	23-18		56-26	.683	1	+14
2011-12	24-9	15-18		39-27	.591	1	+3
2012-13	27-13	14-27		41-40	.506	3	-12.5
TOTALS	1709-719	1197-1317	202-88	3108-2124			
	(.704)	(.476)	(.697)	(.594)			

SEASON	OCT	NOV	DEC	JAN	FEB	MARCH	APRIL	MAY	TOTAL
1946-47.....	0-0	2-10	3-10	8-5	4-6	5-7	0-0		22-38
1947-48.....	0-0	5-5	6-4	3-9	3-7	3-3	0-0		20-28
1948-49.....	0-0	5-8	5-6	3-12	6-5	6-4	0-0		25-35
1949-50.....	0-0	4-11	7-6	4-10	6-9	1-10	0-0		22-46
1950-51.....	0-0	10-7	7-6	9-5	9-6	4-6	0-0		39-30
1951-52.....	0-0	9-4	8-6	6-6	9-7	7-4	0-0		39-27
1952-53.....	1-0	8-5	10-6	10-9	10-3	7-2	0-0		46-25
1953-54.....	0-0	5-8	12-8	7-6	13-6	5-2	0-0		42-30
1954-55.....	0-2	5-5	8-7	12-6	7-10	4-6	0-0		36-36
1955-56.....	0-0	5-4	10-5	11-11	9-8	4-5	0-0		39-33
1956-57.....	1-0	10-3	9-7	11-6	10-7	3-5	0-0		44-28
1957-58.....	3-0	12-1	9-6	9-8	12-5	4-3	0-0		49-23
1958-59.....	0-1	10-4	13-4	13-4	13-4	3-3	0-0		52-20
1959-60.....	3-0	12-4	15-0	11-7	15-4	3-1	0-0		59-16
1960-61.....	2-1	12-2	10-8	14-5	12-5	7-1	0-0		57-22
1961-62.....	2-0	12-3	15-2	10-8	15-5	6-2	0-0		60-20
1962-63.....	4-1	11-4	9-5	14-6	13-5	7-1	0-0		58-22
1963-64.....	4-0	11-1	10-4	11-8	15-6	8-2	0-0		59-21
1964-65.....	8-0	8-5	15-2	15-2	11-4	5-5	0-0		62-18
1965-66.....	3-3	11-2	10-4	10-7	12-7	8-3	0-0		54-26
1966-67.....	4-1	11-3	12-4	13-4	10-5	10-4	0-0		60-21
1967-68.....	5-0	10-5	10-5	10-7	12-5	7-6	0-0		54-28
1968-69.....	4-2	11-4	7-6	12-6	7-9	7-7	0-0		48-34
1969-70.....	2-4	5-11	8-7	7-10	8-7	4-9	0-0		34-48
1970-71.....	5-5	8-5	9-7	8-9	8-8	6-4	0-0		44-38
1971-72.....	6-2	8-7	13-3	10-6	10-5	9-3	0-0		56-26
1972-73.....	9-0	9-3	11-3	12-3	12-4	15-1	0-0		68-14
1973-74.....	5-3	11-1	13-2	7-6	9-6	11-8	0-0		56-26
1974-75.....	3-4	8-6	10-3	13-1	10-4	13-4	3-0		60-22
1975-76.....	3-0	6-6	12-3	12-4	7-5	11-6	3-4		54-28
1976-77.....	4-0	6-8	7-7	6-11	8-4	9-6	4-2		44-38
1977-78.....	1-5	6-7	4-11	4-7	7-5	8-10	2-5		32-50
1978-79.....	1-6	4-10	8-5	5-10	7-5	3-12	1-5		29-53
1979-80.....	7-2	10-2	12-5	11-4	9-2	12-6	0-0		61-21
1980-81.....	6-3	9-4	14-1	14-2	8-5	11-5	0-0		62-20
1981-82.....	1-1	12-1	9-5	10-4	8-4	16-1	7-3		63-19
1982-83.....	2-0	11-3	9-5	13-2	6-5	8-8	7-3		56-26
1983-84.....	1-1	11-4	12-3	11-1	8-6	13-4	6-1		62-20
1984-85.....	2-0	11-1	13-5	11-3	10-3	12-3	4-4		63-19
1985-86.....	2-1	13-1	8-5	12-1	11-3	15-2	6-2		67-15
1986-87.....	1-0	9-4	10-5	13-2	9-4	11-5	6-3		59-23
1987-88.....	0-0	10-4	7-5	14-3	8-5	11-4	7-4		57-25
1988-89.....	0-0	8-7	5-7	7-8	6-7	11-4	5-7		42-40
1989-90.....	0-0	8-7	9-4	9-5	7-6	9-6	10-2		52-30
1990-91.....	0-0	12-2	11-3	9-6	9-4	11-5	4-6		56-26
1991-92.....	0-0	10-6	9-4	8-7	4-9	11-4	9-1		51-31
1992-93.....	0-0	5-8	7-9	10-4	7-4	13-3	6-6		48-34
1993-94.....	0-0	7-7	5-10	8-6	0-12	5-8	7-7		32-50
1994-95.....	0-0	7-6	4-11	5-9	6-6	6-11	7-4		35-47
1995-96.....	0-0	5-7	7-9	4-11	4-9	8-8	5-5		33-49
1996-97.....	0-0	4-10	2-11	4-11	1-13	2-14	2-8		15-67
1997-98.....	1-0	6-9	7-5	6-10	7-6	4-11	5-5		36-46
1998-99.....					6-5	4-14	9-9		19-31
1999-00.....	0-0	7-7	5-9	8-7	3-10	7-9	5-5	0-3	35-47
2000-01.....	0-0	7-8	5-10	7-8	6-6	8-7	3-7		36-46
2001-02.....	1-1	6-5	11-5	8-8	5-7	11-6	7-1		49-33
2002-03.....	0-2	10-3	9-7	7-8	7-5	7-9	4-4		44-38
2003-04.....	2-0	5-9	9-8	6-10	3-9	9-5	2-5		36-46
2004-05.....	0-0	5-8	8-8	8-8	8-4	9-5	7-4		45-37
2005-06.....	0-0	6-8	6-9	6-10	5-6	7-9	3-7		33-49
2006-07.....	0-0	5-9	5-10	2-14	3-9	7-8	2-8		24-58
2007-08.....	0-0	13-2	13-1	10-5	9-4	13-3	8-1		66-16
2008-09.....	2-0	14-2	12-3	11-4	8-4	9-6	6-1		62-20
2009-10.....	3-0	10-4	10-4	6-8	7-5	11-6	3-5		50-32
2010-11.....	2-1	11-3	11-3	12-4	7-4	9-7	4-4		56-26
2011-12.....			1-3	9-7	7-7	12-5	10-5		39-27
2012-13.....	0-1	9-6	5-9	8-7	8-4	8-8	3-5		41-40
TOTALS	116-53	546-339	585-373	597-402	539-388	533-374	192-158	0-3	3108-2124
	(.686)	(.617)	(.611)	(.598)	(.581)	(.588)	(.549)	(.000)	(.594)

SEASON	10	20	30	40	50	60	70	80	FINAL
1946-47	1-9	5-15	9-21	15-25	18-32	22-38			22-38
1947-48	5-5	11-9	14-16	15-25					20-28
1948-49	5-5	9-11	12-18	13-27	19-31	25-35			25-35
1949-50	3-7	6-14	11-19	18-32		21-39			22-46
1950-51	7-3	12-8	17-13	24-16	29-21	35-25			39-30
1951-52	8-2	13-7	19-11	24-16	28-22	35-25			39-27
1952-53	6-4	13-7	19-11	26-14	30-20	38-22	46-24		46-25
1953-54	4-6	9-11	15-15	23-17	26-24	33-27	40-30		42-30
1954-55	4-6	9-11	15-15	22-18	26-24	30-30	35-35		36-36
1955-56	6-4	11-9	18-12	24-16	28-22	33-27	38-32		39-33
1956-57	7-3	15-5	20-10	26-14	34-16	39-21	43-27		44-28
1957-58	10-0	18-2	24-6	28-12	35-15	42-18	48-22		49-23
1958-59	5-5	12-8	22-8	30-10	37-13	45-15	51-19		52-20
1959-60	9-1	16-4	26-4	32-8	39-11	47-13	55-15		59-16
1960-61	7-3	15-5	21-9	28-12	35-15	42-18	49-21		57-22
1961-62	9-1	17-3	26-4	33-7	38-12	44-16	52-18	60-20	60-20
1962-63	8-2	15-5	21-9	26-14	34-16	42-18	50-20	58-22	58-22
1963-64	9-1	18-2	25-5	31-9	37-13	44-16	51-19	59-21	59-21
1964-65	10-0	15-5	24-6	33-7	42-8	49-11	57-13	62-18	62-18
1965-66	7-3	14-6	22-8	28-12	34-16	41-19	47-23	54-26	54-26
1966-67	9-1	15-5	23-7	29-11	38-12	45-15	53-17	59-21	60-21
1967-68	9-1	15-5	23-7	28-12	34-16	41-19	48-22	54-26	54-28
1968-69	7-3	14-6	20-10	27-13	32-18	36-24	42-28	46-34	48-34
1969-70	3-7	6-14	11-19	17-23	20-30	26-34	30-40	33-47	34-48
1970-71	5-5	10-10	19-11	23-17	28-22	32-28	37-33	42-38	44-38
1971-72	8-2	13-7	18-12	27-13	34-16	42-18	47-23	54-26	56-26
1972-73	10-0	17-3	26-4	33-7	41-9	48-12	57-13	66-14	68-14
1973-74	7-3	16-4	24-6	31-9	37-13	43-17	48-22	56-24	56-26
1974-75	6-4	11-9	18-12	26-14	36-14	42-18	50-20	58-22	60-22
1975-76	5-5	13-7	21-9	28-12	35-15	40-20	48-22	53-27	54-28
1976-77	6-4	12-8	17-13	20-20	23-27	31-29	36-34	42-38	44-38
1977-78	2-8	7-13	10-20	14-26	19-31	23-37	29-41	31-49	32-50
1978-79	2-8	5-15	10-20	14-26	19-31	24-36	27-43	28-52	29-53
1979-80	8-2	16-4	23-7	30-10	37-13	45-15	53-17	60-20	61-21
1980-81	6-4	14-6	22-8	31-9	41-9	46-14	54-16	61-19	62-20
1981-82	9-1	16-4	23-7	30-10	36-14	45-15	55-15	62-18	63-19
1982-83	8-2	16-4	22-8	31-9	38-12	44-16	48-22	55-25	56-26
1983-84	9-1	14-6	23-7	31-9	39-11	45-15	52-18	61-19	62-20
1984-85	9-1	18-2	25-5	33-7	41-9	47-13	56-14	63-17	63-19
1985-86	8-2	17-3	23-7	32-8	41-9	49-11	57-13	65-15	67-15
1986-87	8-2	13-7	21-9	29-11	37-13	45-15	51-19	57-23	59-23
1987-88	8-2	12-8	21-9	29-11	35-15	41-19	49-21	57-23	57-25
1988-89	4-6	9-11	14-16	19-21	23-27	30-30	37-33	41-39	42-40
1989-90	6-4	11-9	18-12	24-16	30-20	35-25	42-28	50-30	52-30
1990-91	8-2	16-4	25-5	30-10	38-12	44-16	50-20	56-24	56-26
1991-92	5-5	14-6	19-11	25-15	29-21	34-26	40-30	49-31	51-31
1992-93	2-8	9-11	13-17	21-19	26-24	33-27	42-28	46-34	48-34
1993-94	6-4	10-10	12-18	17-23	20-30	22-38	26-44	31-49	32-50
1994-95	5-5	9-11	12-18	15-25	20-30	24-36	27-43	35-45	35-47
1995-96	4-6	10-10	13-17	15-25	19-31	22-38	27-43	32-48	33-49
1996-97	2-8	5-15	7-23	9-31	11-39	12-48	13-57	14-66	15-67
1997-98	5-5	9-11	16-14	18-22	23-27	29-31	31-39	35-45	36-46
1998-99	5-5	8-12	10-20	16-24	19-31	—	—	—	19-31
1999-00	6-4	10-10	13-17	19-21	22-28	25-35	30-40	33-47	35-47
2000-01	4-6	9-11	12-18	15-25	22-28	26-34	32-38	35-45	36-46
2001-02	5-5	13-7	19-11	24-16	29-21	33-27	39-31	47-33	49-33
2002-03	6-4	14-6	18-12	23-17	28-22	34-26	38-32	42-38	44-38
2003-04	5-5	8-12	15-15	20-20	22-28	24-36	31-39	34-45	36-46
2004-05	4-6	9-11	13-17	18-22	25-25	31-29	38-32	45-35	45-37
2005-06	4-6	8-12	12-18	16-24	19-31	25-35	29-41	32-48	33-49
2006-07	4-6	7-13	11-19	12-28	12-38	17-43	21-49	23-57	24-58
2007-08	9-1	18-2	27-3	33-7	41-9	48-12	55-15	64-16	66-16
2008-09	8-2	18-2	27-3	31-9	41-9	47-13	52-18	60-20	62-20
2009-10	8-2	16-4	23-7	27-13	32-18	39-21	45-25	50-30	50-32
2010-11	8-2	16-4	24-6	31-9	38-12	45-15	50-20	55-25	56-26
2011-12	4-6	10-10	15-15	21-19	28-22	35-25	—	—	39-27
2012-13	6-4	11-9	14-16	20-20	27-23	33-27	36-34	41-39	41-40

MOST WINS

0 LOSSES

1957-58 (14)
1964-65 (11)
1972-73 (10)

1 LOSS

1957-58 (15)
1693-64 (15)
1984-85 (15)
1972-73 (14)

2 LOSSES

2008-09 (27)
1963-64 (20)
2007-08 (20)
1963-64 (23)
1984-85 (19)
1972-73 (17)
1985-86 (17)

3 LOSSES

2007-08 (29)
2008-09 (27)
1972-73 (26)
1963-64 (23)
1990-91 (23)
1984-85 (22)
1957-58 (20)

4 LOSSES

1959-60 (30)
2007-08 (30)
2008-09 (28)
1972-73 (27)
1963-64 (24)
1957-58 (25)
1961-62 (23)
1984-85 (23)

5 LOSSES

1959-60 (30)
2007-08 (30)
2008-09 (30)
1990-91 (29)
1961-62 (28)
1972-73 (28)
1963-64 (26)
1984-85 (26)

6 LOSSES

1984-85 (33)
2007-08 (33)
1959-60 (30)
1961-62 (30)
1972-73 (30)
2008-09 (29)
1973-74 (29)
1990-91 (29)

CELTICS INDIVIDUAL

50+ POINTS:

Paul Pierce (50) vs. Cleveland, February 15, 2006, in Boston's 109-103 loss in double overtime.

40+ POINTS:

Paul Pierce (45) at New York, April 17, 2012, a 118-110 New York win.

20+ REBOUNDS:

Kevin Garnett (20) at Indiana, December 7, 2008, in Boston's 122-117 win.

25+ REBOUNDS:

Robert Parish (25) vs. Sacramento, January 9, 1987, in Boston's 109-99 win.

17+ ASSISTS:

Rajon Rondo (20) vs. Toronto, November 17, 2012, in Boston's 107-89 win.

17+ ASSISTS AT HOME:

Rajon Rondo (20) vs. Toronto, November 17, 2012, in Boston's 107-89 win.

7+ STEALS:

Rajon Rondo (7) vs. Denver, November 14, 2008, in a 94-85 Denver win.

TRIPLE-DOUBLE:

Paul Pierce vs. Miami, January 27, 2013 in Boston's 100-98 OT win (17 pts, 15 rebs, 10 ast).

FOUR-POINT PLAY:

Ray Allen vs. Memphis, February 5, 2012 in a 98-80 Boston win.

20-20 GAME:

Kevin Garnett vs. Washington, November 2, 2007, (22 points, 20 rebounds) in a 103-83 Boston win.

40-20 GAME:

Larry Bird vs. Indiana, November 11, 1987 (42 points, 20 rebounds).

30-15 GAME:

Al Jefferson vs. Seattle, March 9, 2007 (32 points, 18 rebounds).

20-15 GAME:

Kevin Garnett vs. Denver, February 10, 2013 (20 points, 15 rebounds).

BACK-TO-BACK 40+ SCORING GAMES:

Paul Pierce (42) at LA Lakers, March 15, 2001; (42) at Phoenix, March 15, 2001.

COMPLETE GAME (48 MINUTES):

Ryan Gomes vs. Sacramento, January 19, 2007 in Sacramento 96-91 win.

SCORED IN DOUBLE FIGURES EVERY GAME:

Paul Pierce in 79 of 79 games in 2005-06; Antoine Walker in 81 of 81 games in 2000-01; Kevin McHale in 78 of 78 games in 1988-89; Larry Bird in 82 of 82 games in 1985-86.

HAD 100 REBOUNDS, 100 ASSISTS, 100 STEALS

AND 100 BLOCKED SHOTS IN A SEASON: Reggie Lewis 1991-92 (394 rebs, 185 ast, 125 steals, 105 blocks).

TWO PLAYERS WITH 30+ POINTS:

Pierce (35), Szczecinski (35) on November 8, 2006, vs. Charlotte.

CELTICS TEAM

EVERY PLAYER SCORED IN DOUBLE FIGURES:

January 30, 1966 vs. New York, in Boston's 118-115 win (Russell 22, Sanders 18, S. Jones 16, Siegfried 15, Counts 13, Sauldsberry 13, Nelson 11, K. C. Jones 10).

40+ ASSISTS:

March 3, 1994 at Philadelphia (40), in Boston's 135-112 win.

.600+ FIELD GOAL PERCENTAGE (GAME):

April 10, 2012 at Miami (.606, 43-for-71), in Boston's 115-107 win.

70+ POINTS SCORED IN A HALF:

January 13, 2010 vs. New Jersey, in a 111-87 Boston win (71 points: 38 1st Q. and 33 2nd Q.).

60+ REBOUNDS (GAME):

December 23, 2001 (61) vs. Memphis, in Boston's 85-80 win.

70+ REBOUNDS (GAME):

April 17, 1989 at Charlotte (73) in Boston's 113-108 (OT) win.

FOUR 20+ SCORERS:

December 23, 2007 vs. Orlando, a 103-91 Celtics win (Pierce 24, Rondo 23, R. Allen 22, Garnett 21).

FOUR 20+ SCORERS AT HOME:

December 23, 2007 vs. Orlando, a 103-91 Celtics win (Pierce 24, Rondo 23, R. Allen 22, Garnett 21).

OPP. INDIVIDUAL

50+ POINTS:

Hakeem Olajuwon (51) at Houston, January 18, 1996, in Boston's 108-106 win.

40+ POINTS:

Kyrie Irving (40) at Cleveland, January 22, 2013, in Cleveland's 95-90 win.

30-15 GAME:

LeBron James, at Boston, January 27, 2013, in Boston's 100-98 win, (34 points, 16 rebounds).

20-15 GAME:

Tristan Thompson at Boston, April 5, 2013, (29 points, 17 rebounds), 97-91 Cleveland win.

20+ REBOUNDS:

Carlos Boozer (20) at Boston, January 18, 2013, in Chicago's 100-99 win.

25+ REBOUNDS:

Ben Wallace (28) at Detroit, March 24, 2002, a 109-101 Detroit win.

17+ ASSISTS:

Jason Kidd (17) at Boston, January 18, 2010, in Dallas 99-90 win.

7+ STEALS:

CJ Watson (7) vs. Golden State, December 28, 2009, a 103-99 Warriors win.

TRIPLE-DOUBLE:

DeMarcus Cousins at Sacramento, December 30, 2013, (12 points, 10 rebs, 10 ast.) in Sacramento's 118-96 win.

FOUR-POINT PLAY:

Matt Carroll at Boston, February 29, 2008 in 108-100 Boston win.

OPP. TEAM

EVERY PLAYER SCORED

IN DOUBLE FIGURES:

March 9, 1973 at LA Lakers, in Boston's 119-111 win (West 28, Goodrich 25, McMillan 16, Chamberlain 11, Erickson 11, Bridges 10, Counts 10).

40+ ASSISTS:

December 28, 1996 at Sacramento (42), a 126-96 Sacramento win.

.600+ FIELD GOAL

PERCENTAGE (GAME):

December 15, 2003 vs. Minnesota (.628, 49-for-78), a 116-95 Minnesota win.

70+ POINTS SCORED IN A HALF:

April 17, 2012 at New York, in a 118-110 New York win (72 points: 32 1st Q. and 40 2nd Q.).

60+ REBOUNDS (GAME):

December 9, 2004 at Portland (62), in an 89-87 Portland win.

ADDITIONAL INFO

CELTICS WITH FOUR DOUBLE-FIGURE

REBOUNDS:

April 17, 1989 at Charlotte, (Parish 22, Shaw 12, McHale 11, Lewis 10).

OPPONENTS WITH FOUR DOUBLE-FIGURE

REBOUNDS:

February 7, 2001 vs. Milwaukee, (Robinson 15, E. Johnson 14, Williams 10, Allen 10).

BACK-TO-BACK OT GAMES:

March 4 and 6, 2012, vs. New York in a 115-111 win vs. Houston in a 97-92 win.

BACK-TO-BACK-TO-BACK

OT GAMES:

March 24, 27 and 29, 1994, at Washington in a 123-117 win; vs. Philadelphia in a 124-122 win and at Milwaukee in a 119-107 win.

CONSECUTIVE BOSTON

GARDEN SELLOUTS:

662 dating back to December, 1980... ends May 5, 1995 (vs. Orlando – last Garden game).

NO. FIRST LAST ENDED (OPP.) DATE

WINS IN A SEASON

19	11/15/08	12/23/08	at LA Lakers	12/25/08
18	02/24/82	03/26/82	vs. Philadelphia	3/28/82
17	11/28/59	12/30/59	Cincinnati at Detroit	1/01/60
16	12/19/64	01/22/65	Phila. at Syracuse	1/23/65
14	03/11/86	04/04/86	at Philadelphia	4/06/86
14	10/22/57	11/27/57	New York at Phila.	1/28/58
13	01/08/86	02/05/86	at Sacramento	2/11/86
13	01/04/81	01/28/81	at Chicago	1/29/81
12	01/11/09	02/03/09	vs. LA Lakers	02/05/09
12	12/09/80	01/01/81	at Golden State	01/02/81
12	10/31/73	11/28/73	at Milwaukee	11/30/73

LOSSES IN A SEASON

18	01/07/07	02/11/07	vs. Milwaukee	02/14/07
13	02/05/97	03/01/97	at Toronto	03/03/97
13	02/01/94	03/02/94	vs. LA Lakers	03/04/94
10	03/20/00	04/07/00	vs. Atlanta	04/10/00
10	03/19/97	04/09/97	vs. Cleveland	04/11/97
10	01/07/49	01/25/49	vs. Washington	01/28/49
8	03/04/97	03/16/97	vs. Milwaukee	03/17/97
8	03/27/79	04/07/79	vs. New Jersey	04/08/79
8	01/23/48	02/12/48	vs. Providence	02/13/48

WINS AT HOME IN A SEASON

31	12/10/85	04/13/86	End of Season	
29	12/17/86	04/19/87	End of Season	
21	12/09/80	03/11/81	Ind. at Hartford	03/13/81

LOSSES AT HOME IN A SEASON

13	12/20/06	02/09/07	Milwaukee	02/14/07
7	02/02/97	03/11/97	Milwaukee	03/17/97
7	12/15/93	01/14/94	Denver	01/16/94
6	03/21/99	04/04/99	Washington	04/07/99
6	03/19/97	04/06/97	Charlotte	04/11/97
6	01/07/49	01/25/49	Washington	01/28/49

WINS ON ROAD IN A SEASON

13	12/05/64	01/20/65	Philadelphia	01/29/65
10	11/30/07	01/11/08	Washington	01/12/08
10	11/03/61	12/17/61	Los Angeles	12/19/61
10	10/28/60	12/05/60	Philadelphia	12/10/60
9	11/22/09	12/25/09	LA Clippers	12/27/09
9	03/02/82	04/02/82	Milwaukee	04/06/82

LOSSES ON ROAD IN A SEASON

13	02/23/79	04/07/79	End of Season	
12	11/02/96	12/28/96	Denver	12/30/96
11	11/06/99	12/28/99	Denver	12/20/99
11	11/19/77	12/26/77	Milwaukee	12/29/77
11	11/22/49	01/08/50	Denver	01/10/50
10	03/04/97	04/12/97	Philadelphia	04/18/97
10	02/06/97	03/01/97	Toronto	03/03/97
9	12/21/04	01/22/05	Charlotte	01/25/05
9	03/02/99	03/23/99	Philadelphia	03/26/99
9	11/27/93	12/29/93	LA Clippers	12/30/93
9	01/20/55	03/12/55	End of Season	
9	11/28/51	01/03/52	Baltimore	01/05/52

NO. FIRST LAST ENDED (OPP.) DATE

WINS VS. ONE TEAM

22	11/30/70	02/23/74	Buffalo at Prov.	02/27/74
20	02/27/80	03/20/89	vs. San Antonio	01/12/90
20	12/28/71	03/16/74	at Philadelphia	03/27/74
19	11/20/65	03/19/67	at New York	11/11/67
18	11/06/57	03/03/59	Minneapolis at Prov.	11/08/59
17	11/06/71	10/31/75	at Portland	01/03/76
17	11/01/58	10/22/60	Detroit at New York	11/15/60

WINS AT HOME VS. ONE TEAM

26	02/02/79	03/06/88	Cleveland	11/22/88
24	04/11/84	04/08/92	New York	12/18/92
22	01/27/63	01/19/68	New York	02/05/68
20	11/06/81	03/11/88	Indiana	01/11/89
19	04/08/77	12/20/91	New Orleans/Utah	11/18/92
17	11/09/79	01/10/96	Kansas City/Sac.	02/26/97
16	11/11/55	02/26/60	Minneapolis/LAL	12/02/60
15	12/05/80	04/02/95	Dallas	01/05/96
15	04/10/83	04/19/88	Detroit	11/11/88

WINS ON ROAD VS. ONE TEAM

12	04/02/82	03/14/86	Atlanta	11/22/86
11	03/04/80	02/14/90	San Antonio	12/08/90
11	03/20/80	12/15/82	Detroit	04/13/83
11	12/08/70	02/23/74	Buffalo	03/01/74
10	03/19/66	03/18/67	New York	11/11/67
10	02/22/59	01/05/61	Cincinnati	01/30/61

LOSSES VS. ONE TEAM

21	04/08/93	01/19/98	New York	01/26/98
17	12/08/90	01/22/07	San Antonio	03/17/07
14	02/17/92	12/15/99	Utah	02/15/00
11	12/03/94	04/01/97	Chicago	10/31/97
11	10/11/69	02/28/71	Milwaukee	10/29/71
11	12/16/48	02/07/50	Chicago	Franchise Defunct
10	12/13/96	11/06/99	Indiana	11/22/99
9	12/13/96	12/08/00	Indiana	01/31/01
9	10/19/77	10/23/79	San Antonio	11/07/79

LOSSES AT HOME VS. ONE TEAM

11	12/18/92	03/07/97	New York	01/26/98
9	01/08/97	01/22/07	San Antonio	02/10/08
8	01/18/93	04/01/97	Chicago	10/31/97
7	11/18/92	12/15/99	Utah	03/02/01
6	10/11/69	02/28/71	Milwaukee	10/29/71
6	02/22/48	02/07/50	Chicago	Franchise Defunct

LOSSES ON ROAD VS. ONE TEAM

15	04/08/93	01/04/00	New York	12/21/00
15	03/09/49	01/31/54	Minneapolis	02/18/54
15	12/08/90	12/09/05	San Antonio	03/17/07
12	03/16/89	11/05/94	Indiana	03/04/95

HOME

OPPONENT	LAST WIN	SCORE	STREAK	LAST LOSS	SCORE
Atlanta.....	03/29/13.....	118-107.....	+4.....	01/29/10.....	91-100
Brooklyn.....	03/02/12.....	107-94.....	-2.....	04/10/13.....	93-101
Charlotte.....	03/16/13.....	105-88.....	+3.....	03/25/11.....	81-83
Chicago.....	02/13/13.....	71-69.....	+1.....	01/18/13.....	99-100
Cleveland.....	12/19/12.....	103-91.....	-1.....	04/05/13.....	91-97
Dallas.....	12/12/12*.....	117-115.....	+1.....	01/11/12.....	85-90
Denver.....	02/10/13*.....	118-114.....	+3.....	11/14/08.....	98-105
Detroit.....	04/03/13.....	98-93.....	+1.....	02/15/12.....	88-98
Golden State.....	03/01/13.....	94-86.....	+5.....	12/20/06.....	95-96
Houston.....	01/11/13.....	103-91.....	+2.....	01/10/11.....	102-106
Indiana.....	01/04/13.....	94-75.....	+2.....	01/06/12.....	74-87
LA Clippers.....	02/03/13.....	106-104.....	+1.....	03/09/11.....	103-108
LA Lakers.....	02/07/13.....	116-95.....	+1.....	02/09/12.....	87-88*
Memphis.....	02/05/12.....	98-80.....	-1.....	01/02/13.....	83-93
Miami.....	01/27/13.....	100-98.....	-1.....	03/18/13.....	103-105
Milwaukee.....	04/26/12.....	87-74.....	-2.....	12/21/12.....	94-99
Minnesota.....	12/05/12.....	104-94.....	+7.....	03/06/05.....	97-99
New Orleans.....	11/01/09.....	97-87.....	-2.....	01/16/13.....	78-90
New York.....	03/04/12*.....	115-111.....	-2.....	03/26/13.....	85-100
Oklahoma City.....	11/23/12.....	108-100.....	+1.....	01/16/12.....	88-97
Orlando.....	02/01/13.....	97-84.....	+5.....	02/07/10.....	89-96
Philadelphia.....	12/08/12.....	92-79.....	+1.....	11/09/12.....	100-106
Phoenix.....	01/09/13.....	87-79.....	+1.....	01/20/12.....	71-79
Portland.....	11/30/12.....	96-78.....	+9.....	03/31/04.....	98-105
Sacramento.....	01/30/13.....	99-81.....	+5.....	01/19/07.....	91-96
San Antonio.....	01/05/11.....	105-103.....	-2.....	11/21/13.....	100-112
Toronto.....	03/13/13.....	112-88.....	+9.....	01/23/08.....	112-114
Utah.....	11/14/12.....	98-93.....	+5.....	03/14/08.....	92-110
Washington.....	04/07/13.....	107-96.....	+6.....	04/09/10.....	96-106

AWAY

OPPONENT	LAST WIN	SCORE	STREAK	LAST LOSS	SCORE
Atlanta.....	01/05/13.....	89-81.....	-1.....	01/25/13*.....	111-123
Brooklyn.....	12/25/13.....	93-76.....	+1.....	11/15/13.....	97-102
Charlotte.....	04/15/12.....	94-82.....	-2.....	03/12/13.....	79-100
Chicago.....	11/12/12.....	101-95.....	-1.....	12/18/12.....	89-100
Cleveland.....	03/27/13.....	93-92.....	+1.....	01/22/13.....	90-95
Dallas.....	03/20/10.....	102-93.....	-3.....	03/22/13.....	94-104
Denver.....	03/24/10.....	113-99.....	-3.....	02/19/13.....	90-97
Detroit.....	11/02/10.....	109-86.....	-4.....	01/20/13.....	88-103
Golden State.....	03/14/12.....	105-103.....	-1.....	12/29/12.....	83-101
Houston.....	03/19/10.....	94-87.....	-2.....	12/14/12.....	89-101
Indiana.....	03/06/13.....	83-81.....	+2.....	01/14/12.....	83-97
LA Clippers.....	03/12/12.....	94-85.....	-1.....	12/27/12.....	77-106
LA Lakers.....	01/30/11.....	109-96.....	-2.....	02/20/13.....	99-113
Memphis.....	11/13/10.....	116-110*.....	-1.....	03/23/13.....	106-110
Miami.....	04/10/12.....	115-107.....	-2.....	04/12/13.....	101-109
Milwaukee.....	11/10/12.....	96-92.....	-1.....	12/01/12.....	88-91
Minnesota.....	03/30/12.....	100-79.....	-1.....	04/01/13.....	100-110
New Orleans.....	03/19/11.....	89-85.....	-2.....	03/20/13.....	86-87
New York.....	01/07/13.....	102-96.....	-1.....	03/31/13.....	89-108
Oklahoma City.....	11/07/10.....	92-83.....	-2.....	03/10/13.....	79-91
Orlando.....	04/13/13.....	120-88.....	+3.....	12/25/10.....	78-86
Philadelphia.....	03/05/13.....	109-101.....	+1.....	12/07/12.....	94-95
Phoenix.....	02/22/13.....	113-88.....	+1.....	01/28/11.....	71-88
Portland.....	01/27/11.....	99-93.....	-1.....	02/24/13.....	86-92
Sacramento.....	02/01/11.....	98-90.....	-2.....	12/30/12.....	96-118
San Antonio.....	03/31/11.....	107-97.....	-1.....	12/15/12.....	88-103
Toronto.....	02/06/13.....	99-95.....	-1.....	04/17/13.....	90-114
Utah.....	02/25/13.....	110-107.....	+2.....	03/22/10.....	97-110
Washington.....	11/03/12.....	89-86.....	+3.....	04/11/11.....	94-95

*Overtime game

OPPONENT	HOME	AWAY	NEUTRAL	TOTAL	ZOT	3OT
Atlanta.....	5-0.....	5-3.....	1-1.....	11-4.....	2-1 (hha).....	0-0
Brooklyn.....	2-2.....	3-1.....	0-0.....	5-3.....	1-0 (h).....	0-0
Charlotte.....	2-0.....	0-2.....	0-0.....	2-2.....	1-0 (h).....	0-0
Chicago.....	4-2.....	2-1.....	0-0.....	6-3.....	2-0 (ha).....	0-0
Cleveland.....	2-1.....	1-2.....	0-0.....	3-3.....	0-1 (h).....	0-0
Dallas.....	1-0.....	1-0.....	0-0.....	2-0.....	1-0 (h).....	0-0
Denver.....	3-0.....	0-0.....	0-0.....	3-0.....	0-0.....	1-0 (h)
Detroit.....	5-2.....	4-4.....	1-1.....	10-7.....	2-0 (ah).....	0-0
Golden State.....	6-2.....	4-2.....	4-0.....	14-4.....	2-1.....	0-0
Houston.....	2-2.....	1-1.....	0-0.....	3-3.....	0-0.....	0-0
Indiana.....	0-1.....	4-3.....	0-0.....	4-4.....	0-0.....	0-0
LA Clippers.....	0-0.....	3-1.....	0-0.....	3-1.....	1-1 (aa).....	0-0
LA Lakers.....	5-1.....	1-4.....	1-1.....	7-6.....	0-1 (a).....	0-0
Memphis.....	0-0.....	2-0.....	0-0.....	2-0.....	0-0.....	1-0 (a)
Miami.....	4-0.....	1-0.....	0-0.....	5-0.....	2-0 (hh).....	0-0
Milwaukee.....	1-2.....	6-1.....	0-0.....	8-3.....	1-0 (a).....	0-0
Minnesota.....	1-1.....	1-0.....	0-0.....	2-1.....	2-0 (ah).....	0-0
New Orleans.....	1-1.....	1-2.....	0-0.....	2-3.....	0-1.....	0-0
New York.....	12-5.....	4-8.....	1-2.....	17-15.....	3-4.....	0-0
Orlando.....	5-1.....	2-1.....	0-0.....	7-2.....	2-0 (hh).....	0-0
Philadelphia.....	3-3.....	5-11.....	2-1.....	10-15.....	0-3 (aaa).....	0-1 (a)
Phoenix.....	1-1.....	2-0.....	0-0.....	3-1.....	0-0.....	0-0
Portland.....	2-2.....	3-0.....	0-0.....	5-2.....	1-0 (h).....	0-0
Sacramento.....	2-2.....	9-0.....	1-0.....	12-2.....	0-1 (h).....	0-0
San Antonio.....	0-0.....	0-0.....	0-0.....	0-0.....	0-0.....	0-0
Seattle.....	0-1.....	0-1.....	0-1.....	0-3.....	0-1 (h).....	0-0
Toronto.....	2-0.....	1-0.....	0-0.....	3-0.....	0-0.....	1-0 (h)
Utah.....	1-0.....	2-2.....	0-0.....	3-2.....	0-0.....	0-0
Washington.....	1-3.....	6-8.....	0-0.....	7-11.....	2-1 (ha).....	0-0
Defunct.....	5-2.....	3-7.....	2-0.....	10-9.....	0-1 (a).....	1-0 (a)
TOTALS.....	74-35.....	75-63.....	13-7.....	160-105.....	23-15.....	4-1

(h) Home game, (a) Away game

STREAKS

RECORD	STREAK	DATES
Most In A Season.....	9.....	1950-51 & 1953-54
Least In A Season.....	0.....	1978-79
Most Wins.....	7.....	1958-59
Least Wins.....	0.....	5 Times
Most Losses.....	5.....	1983-84 & 1995-96
Least Losses.....	0.....	10 Times
Most Wins, No Losses.....	6.....	1952-53
Most Losses, No Wins.....	4.....	1946-47 & 1947-48
Most Consecutive Wins.....	8.....	3 Times
Most Consecutive Losses.....	9.....	11/14/46-11/16/48
Most Consecutive OT Games.....	3.....	03/24/94-03/29/94

OVERTIME

EVERY OVERTIME GAME PLAYED AT HOME IN ONE SEASON:

Five Seasons.

2011-12, 2002-03, 1997-98, 1984-85, 1965-66.

EVERY OVERTIME GAME PLAYED ON THE ROAD IN ONE SEASON:

Ten Seasons.

2007-08, 1999-00, 1989-90, 1982-83, 1981-82, 1974-75, 1969-70, 1967-68, 1962-63, 1957-58.

LAST OPPONENT WITH TWO OR MORE OVERTIME GAMES IN THE SAME SEASON:

Atlanta Hawks, 2012-13 Season.

01/25/13 at Atlanta (Loss: 111-123)

03/08/05 vs. Atlanta (Win: 107-102)

LAST CONSECUTIVE OVERTIME GAMES:

03/04/12 vs. New York (Win: 115-111)

03/06/12 vs. Houston (Win: 97-92)

LAST THREE CONSECUTIVE

OVERTIME GAMES:

03/29/94 at Milwaukee (Win: 119-107)

03/27/94 vs. Philadelphia (Win: 124-122)

03/24/94 at Washington (Win: 123-117)

SEASON OPENER OVERTIME

GAME (HOME):

11/04/88 vs. New York (Win: 122-115)

SEASON OPENER OVERTIME

GAME (ROAD):

10/25/85 at New Jersey (Loss: 109-113)

10/25/58 at New York (Loss: 125-127)

FIRST TWO GAMES OF SEASON

ARE OVERTIMES:

10/23/76 at Milwaukee (Win: 111-107)

10/21/76 at Indiana (Win: 129-122)

NO OVERTIME:

The only opponent to never have played an overtime against the Celtics is the San Antonio Spurs

DOUBLE OVERTIME

LAST DOUBLE OVERTIME GAME:

01/27/13 vs. Miami (Win: 100-98)

LAST CONSECUTIVE DOUBLE

OVERTIME GAMES:

01/25/13 at Atlanta (Loss: 111-123)

01/27/13 vs. Miami (Win: 100-98)

LAST OPPONENT WITH TWO DOUBLE OVERTIME GAMES IN THE SAME SEASON:

New York, 1953-54 Season

01/17/54 at Boston (Loss: 84-87)

12/10/53 at New York (Win: 113-108)

DOUBLE OVERTIME GAMES IN THE

SAME MONTH:

01/25/13 at Atlanta (Loss: 111-123)

01/27/13 vs. Miami (Win: 100-98)

03/04/07 vs. Minnesota (Win: 124-117)

03/28/07 vs. Orlando (Win: 105-96)

04/22/94 at Chicago (Win: 104-94)

04/15/94 vs. Orlando (Win: 113-110)

11/18/87 vs. New York (Win: 111-109)

11/07/87 at Washington (Win: 140-139)

03/25/84 at Philadelphia (Loss: 114-119)

03/09/84 at Milwaukee (Win: 129-128)

03/11/51 at Minneapolis (Loss: 96-98)

03/13/51 vs. Rochester (Loss: 107-111)

MOST DOUBLE OVERTIME GAMES IN

ONE SEASON:

Four, 1950-51 Season.

03/13/51 vs. Rochester (Loss: 107-111)

03/11/51 at Minneapolis (Win: 96-98)

02/01/51 at Philadelphia (Loss: 80-82)

11/26/50 vs. New York (Win: 93-90)

TRIPLE OVERTIME

TRIPLE OVERTIME GAMES:

02/10/13 vs. Denver (Win: 118-114)

01/13/06 at Philadelphia (Loss: 124-125)

02/17/99 at Vancouver (Win: 131-129)

12/11/96 vs. Toronto (Win: 115-113)

02/22/54 vs. Baltimore (Worcester, MA) (Win: 111-110)

CELTICS HIGHS

NO.	OPPONENT	DATE
173	vs. Minneapolis	02/27/59
153	vs. Baltimore	11/27/70
153	vs. Philadelphia	03/07/62
153	vs. Detroit at Providence	02/10/60
152*	vs. Portland	03/15/92
152	vs. Indiana	12/26/90
151	vs. Cincinnati	11/11/59
150	vs. Washington	11/25/92
150	vs. Detroit	12/24/60

*Denotes Double-Overtime Period

CELTICS LOWS

NO.	OPPONENT	DATE
43*	at Philadelphia	01/27/47
44*	at New York	12/08/46
46*	at Pittsburgh	12/02/46
46*	at Detroit	11/23/46
46*	at Detroit	11/09/46
62	vs. Milwaukee at Providence	02/27/55
66	vs. Detroit	01/31/03
66	vs. Miami	01/04/02
67	vs. Philadelphia	04/09/99
68	vs. Detroit	01/05/04
68	vs. Minnesota	03/24/99
69	at Washington	10/31/02
69	at Rochester	02/04/56
70	at Miami	12/27/02
70	vs. Miami	04/10/02
70	vs. Atlanta	04/14/99
70	at New York	11/04/97
71	vs. Chicago	02/13/13
71	at Philadelphia	03/07/12
71	vs. Phoenix	01/20/12
71	at Phoenix	01/28/11
71	vs. Indiana	02/26/03
71	vs. Indiana at Hartford	11/22/93
72	at Indiana	03/19/03
72	vs. Toronto	01/12/01
72	vs. Detroit	03/31/99
73	at Dallas	02/20/12
73	at Houston	12/06/05
73	vs. New Orleans	11/19/03
73	vs. Los Angeles	03/16/99
73	at Cleveland	03/14/96
73	at Cleveland	02/06/96

*Denotes Shot-Clock Non-Existent

OPPONENTS HIGHS

NO.	OPPONENT	DATE
160	at Detroit	03/09/79
150	at Philadelphia	03/06/70
149	at San Antonio	02/14/79
149	at Syracuse	01/19/63
149	at Syracuse	03/03/60
148*	Portland at Boston	03/15/92
147	Baltimore at Boston	03/17/68
146	at Atlanta	02/15/70
145	at Washington	04/04/79
145	vs. Syracuse at Providence	01/05/60

*Denotes Double-Overtime Period

OPPONENTS LOWS

NO.	OPPONENT	DATE
38*	Washington at Boston	01/16/47
43*	Pittsburgh at Boston	01/23/47
44*	at Pittsburgh	12/02/46
46*	at New York	01/25/47
48*	New York at Boston	02/06/47
49*	Toronto at Boston	11/16/46
56	Orlando at Boston	01/23/12
56	Milwaukee at Boston	03/13/11
57	vs. Milwaukee at Providence	02/27/55
58	Denver at Boston	01/24/03
59	Charlotte at Boston	10/28/09
59	New York at Boston	11/29/07
62	Boston at Charlotte	12/11/10
62	Miami at Boston	03/30/08
62	Miami at Boston	02/04/03
63	at Sacramento	12/28/08
64	Toronto at Boston	02/01/12
65	Philadelphia at Boston	03/28/04
65	New Orleans at Boston	03/12/03
65	Miami at Boston	04/10/02
65	Boston at Miami	11/15/88
66	Miami at Boston	04/24/12
67	Cleveland at Boston	02/08/95
69	Chicago at Boston	02/13/13
69	Boston at Sacramento	12/26/07
69	New Jersey at Boston	11/14/07
69	Indiana at Boston	02/26/03
69	Boston at Chicago	11/06/02
69	Boston at Toronto	12/02/01
70	New Jersey at Boston	01/04/12
70	Cleveland at Boston	12/02/07
70	Cleveland at Boston	03/20/02
71	Indiana at Boston	12/14/05
71	Boston at Detroit	03/15/03
71	Boston at Chicago	04/23/99
71	Cleveland at Boston	04/17/98
72	Boston at Indiana	04/07/12
72	Miami at Boston	04/01/12
72	LA Clippers at Boston	03/07/03
72	Washington at Boston	03/09/01
72	Boston at Cleveland	11/28/00
73	Toronto at Boston	01/18/12
73	Boston at New York	11/06/04
73	Cleveland at Boston	02/06/99
73	Boston at Washington	11/02/85

*Denotes Shot-Clock Non-Existent

In the categories listed as Celtics Lows and Opponents Lows, there are additional figures in between the non-shot clock and shot-clock figures shown; thus, the Celtics 62 points vs. Milwaukee isn't to be interpreted as their sixth lowest scoring effort.

BIGGEST WINS BY TEAM			(VS. CURRENT FRANCHISES)	BIGGEST LOSSES BY TEAM		
MARGIN/SCORE	DATE	H/A	TEAM	MARGIN/SCORE	DATE	H/A
32/138-106	01/06/65	H	Atlanta	32/85-117	02/28/78	A
37/127-90	04/08/88	H	Brooklyn	36/81-117	12/25/02	A
37/116-79	10/31/79	A	Brooklyn			
33/92-59	10/28/09	H	Charlotte	12/83-95	01/09/08	A
30/137-107	03/20/88	H	Chicago	34/85-119	03/11/92	A
30/104-74	03/10/00	H	Chicago			
35/123-88	12/09/72	H	Cleveland	31/76-107	04/12/09	A
24/124-100	01/25/09	H	Dallas	26/82-108	03/29/02	A
38/114-76	02/23/09	A	Denver	29/98-127	01/06/79	A
44/150-106	12/24/60	H	Detroit	52/66-118	01/31/03	H
51/153-102	03/07/62	H	Golden State	38/106-144	12/31/70	H
39/142-103	11/10/71	A	Houston	35/84-119	02/18/93	A
31/133-102	11/05/86	H	Indiana	31/71-102	11/22/93	H*
31/125-94	01/25/85	H	Indiana			
35/119-84	01/09/89	H	LA Clippers	18/104-122	02/27/74	H**
44/119-75	11/11/55	H	LA Lakers	37/104-141	02/11/68	H
33/131-98	01/31/96	H	Memphis	11/98-87	11/26/00	H
30/117-87	01/29/08	A	Miami	31/80-111	12/11/93	A
36/132-96	02/26/88	H	Milwaukee	36/88-124	11/07/92	A
33/115-82	02/05/95	H	Minnesota	25/85-110	01/30/06	A
26/128-102	04/12/92	A	New Orleans	25/111-136	04/09/97	A
45/104-59	11/29/07	H	New York	37/89-126	10/28/70	H
47/139-92	11/20/68	A	Oklahoma City	39/85-124	12/29/95	A
42/144-102	01/30/91	H	Orlando	35/87-122	03/28/00	A
37/124-87	12/20/87	H	Philadelphia	42/96-138	10/29/66	A
32/130-98	11/17/68	A	Phoenix	31/100-131	02/12/97	A
25/126-101	11/26/80	H	Portland	44/84-128	01/04/77	A
45/108-83	12/28/08	A	Sacramento	32/63-95	11/13/48	A
41/132-91	03/03/93	H	San Antonio	30/119-149	02/14/79	A
36/100-64	04/12/96	H	Toronto	31/94-125	04/20/97	H
42/132-90	02/24/82	H	Utah	20/89-109	02/16/87	A
46/153-107	11/27/70	H	Washington	45/69-114	10/31/02	A
*Hartford						
**Providence						

MARGINS OF VICTORY			
NO.	OPPONENT	DATE	SCORE
51	vs. Philadelphia	03/07/62	153-102
49	vs. San Francisco	03/09/69	138-89
48	at San Francisco	01/05/69	134-86
47	at Seattle	11/20/68	139-92
46	vs. Baltimore	11/27/70	153-107
45	at Sacramento	12/28/08	108-63
45	vs. New York	11/29/07	104-59
44	vs. Golden State	11/21/84	135-91
44	vs. Chicago	01/13/63	143-99
44	vs. Detroit	12/24/60	150-106
44	vs. Minneapolis	11/11/55	119-75
44	vs. Baltimore	01/11/53	131-87
42	vs. Orlando	01/30/91	144-102
42	vs. Utah	02/24/82	132-90
42	vs. Baltimore	01/23/52	117-75
41	vs. San Antonio	03/03/93	132-91
41	at Detroit	11/07/81	129-88

MARGINS OF DEFEAT			
52	vs. Detroit	01/31/03	66-118
45	at Washington	10/31/02	69-114
44	at Portland	01/04/77	84-128
43	at Detroit	03/09/79	117-160
42	at Washington	04/17/94	100-142
42	at Philadelphia	10/29/66	96-138
41	at Syracuse	03/03/60	108-149
40	at Baltimore	02/27/66	92-132
39	at Seattle	12/29/95	85-124
39	vs. Baltimore	01/09/70	103-142
38	vs. San Francisco	12/31/70	106-144
37	vs. New York	10/28/70	89-126
37	vs. Los Angeles	02/11/68	104-141
36	at New Jersey	12/25/02	81-117
36	at Milwaukee	11/07/92	88-124
35	at Orlando	03/28/00	87-122
35	at New York	02/01/94	79-114
35	at Houston	02/18/93	84-119
35	vs. Los Angeles	03/16/69	73-108
35	at Syracuse	11/18/59	103-138
35	at Washington	01/03/48	60-95
34	at Chicago	03/11/92	85-119
34	at Syracuse	12/13/53	74-108

HOME ATTENDANCE

YEAR	GAMES	ATTENDANCE	AVERAGE
1946-47	30	108,240	3,608
1947-48	24	90,264	3,761
1948-49	29	144,275	4,975
1949-50	26	110,552	4,252
1950-51	32	197,888	6,184
1951-52	29	160,167	5,523
1952-53	24	161,808	6,742
1953-54	21	156,912	7,472
1954-55	25	175,675	7,027
1955-56	26	209,645	8,064
1956-57	25	262,918	10,517
1957-58	29	240,943	8,308
1958-59	30	244,642	8,165
1959-60	27	209,374	7,755
1960-61	28	201,569	7,199
1961-62	28	191,855	6,852
1962-63	30	262,581	8,753
1963-64	30	223,347	7,445
1964-65	30	246,529	8,318
1965-66	31	246,189	7,941
1966-67	31	322,690	10,409
1967-68	37	320,788	8,670
1968-69	36	322,130	8,948
1969-70	37	277,632	7,504
1970-71	39	313,768	8,045
1971-72	41	346,701	8,456
1972-73	39	423,234	10,852
1973-74	32	355,261	11,102
1974-75	34	452,421	13,307
1975-76	36	484,039	13,446
1976-77	35	453,672	12,962
1977-78	36	437,957	12,165
1978-79	41	417,926	10,193
1979-80	39	565,105	14,490
1980-81	36	536,883	14,913
1981-82	38	582,160	15,320
1982-83	38	582,160	15,320
1983-84	38	565,820	14,890
1984-85	38	565,820	14,890
1985-86	38	565,820	14,890
1986-87	38	565,820	14,890
1987-88	38	565,820	14,890
1988-89	38	565,820	14,890
1989-90	38	565,820	14,890
1990-91	38	565,820	14,890
1991-92	38	565,820	14,890
1992-93	38	565,820	14,890
1993-94	38	565,820	14,890
1994-95	38	565,820	14,890
1995-96	41	732,841	17,874
1996-97	41	664,022	16,196
1997-98	41	743,422	18,132
1998-99	25	440,602	17,624
1999-00	41	683,506	16,671
2000-01	41	629,201	16,437
2001-02	41	659,751	16,091
2002-03	41	709,049	17,294
2003-04	41	664,248	16,201
2004-05	41	656,081	16,002
2005-06	41	692,873	16,899
2006-07	41	690,576	16,843
2007-08	41	763,584	18,624
2008-09	41	763,584	18,624
2009-10	41	763,584	18,624
2010-11	41	763,584	18,624
2011-12	33	614,592	18,624
2012-13	40	744,960	18,624

CELTICS					OPPONENTS			
PLAYER	DATE	SITE	PTS	TEAM	PLAYER	DATE	SITE	PTS
Larry Bird	03/12/85	New Orleans	60	Atlanta	Dominique Wilkins	02/03/87	Atlanta	54
Paul Pierce	12/01/01	New Jersey	48	Brooklyn	Mike Newlin	12/16/79	New Jersey	52
Paul Pierce	03/26/12	Charlotte	36	Charlotte	Jason Richardson	01/09/08	Boston	34
Larry Bird	04/21/88	Boston	44	Chicago	Michael Jordan	11/09/88	Boston	52
Paul Pierce	02/15/06	Boston	50	Cleveland	Brad Daugherty	04/15/88	Cleveland	44
Larry Bird	03/10/86	Dallas	50	Dallas	Jim Jackson	12/15/94	Dallas	40
Paul Pierce	01/24/03	Boston	45	Denver	Kiki Vandeweghe	12/30/82	Denver	40
				Denver	Kiki Vandeweghe	02/05/82	Boston	40
Kevin McHale	03/03/85	Boston	56	Detroit	George Yardley	01/15/58	Boston	51
Larry Bird	01/02/88	Oakland	41	Golden State	Wilt Chamberlain	01/14/62	Boston	62
Larry Bird	03/17/85	Boston	48	Houston	Hakeem Olajuwon	01/18/96	Houston	51
Larry Bird	03/30/83	Boston	53	Indiana	Reggie Miller	02/26/96	Boston	39
John Havlicek	11/30/70	Philadelphia	38	LA Clippers	Bob McAdoo	02/22/74	Buffalo	52
Ed Macauley	03/06/53	Boston	46	LA Lakers	Elgin Baylor	11/08/59	Minneapolis	64
Antoine Walker	03/15/02	Memphis	38	Memphis	Bryant Reeves	01/15/98	Boston	41
Reggie Lewis	04/12/91	Boston	42	Miami	Alonzo Mourning	02/03/96	Miami	45
Larry Bird	04/12/85	Boston	47	Milwaukee	Kareem Abdul-Jabbar	12/10/71	Milwaukee	55
Paul Pierce	12/20/02	Minnesota	42	Minnesota	Tony Campbell	02/02/90	Minnesota	44
Paul Pierce	01/15/01	Minnesota	42	Minnesota				
Larry Bird	11/14/90	Boston	45	New Orleans	Glen Rice	03/06/97	Charlotte	48
Larry Bird	04/12/87	Boston	47	New York	Patrick Ewing	03/24/90	New York	51
				New York	Richie Guerin	02/14/62	New York	51
Larry Bird	03/16/90	Orlando	46	Orlando	Tracy McGrady	01/16/04	Orlando	44
Tom Heinsohn	12/25/61	Syracuse	45	Philadelphia	Hal Greer	02/21/64	Philadelphia	50
Danny Ainge	12/09/88	Boston	45	Philadelphia	Dolph Schayes	02/01/59	Boston	50
Larry Bird	02/15/88	Phoenix	49	Phoenix	Shawn Marion	02/22/06	Phoenix	44
Larry Bird	03/15/92	Boston	49	Portland	Maurice Lucas	01/12/79	Boston	46
Antoine Walker	01/17/01	Sacramento	47	Sacramento	Jack Twyman	11/11/59	Boston	49
Robert Parish	02/17/81	San Antonio	40	San Antonio	George Gervin	02/17/81	San Antonio	49
Larry Bird	03/20/87	Boston	42	Oklahoma City	Bob Rule	12/26/69	Seattle	41
John Havlicek	02/06/72	Boston	42	Oklahoma City				
John Havlicek	12/26/69	Seattle	42	Oklahoma City				
Paul Pierce	01/12/09	Toronto	39	Toronto	Acie Earl	04/12/96	Boston	40
Larry Bird	12/20/89	Boston	40	Utah	Pete Maravich	01/18/77	New Orleans	44
Antoine Walker	01/07/98	Washington	49	Washington	Walt Bellamy	12/17/63	New York	45
Larry Bird	01/27/88	Boston	49	Washington				

SEASON	PLAYERS (GAMES)	MINUTES	FG MADE	FT MADE	ASSISTS	REBOUNDS	POINTS	PPG
1946-47	C. Simmons, J. Simmons (60)	Unrecorded	C. Simmons 246	C. Simmons 128	C. Simmons 62	Unrecorded	C. Simmons 620	C. Simmons 10.3
1947-48	Riebe, Spector (48)	Unrecorded	Sadowski 308	Sadowski 294	Sadowski 74	Unrecorded	Sadowski 910	Sadowski 19.4
1948-49	Ehlers, Spector (59)	Unrecorded	Stump 193	Seminoff 151	Seminoff 229	Unrecorded	Ehlers 514	Ehlers 8.7
1949-50	Hertzberg (68)	Unrecorded	Hertzberg 275	Leede 223	Seminoff 249	Unrecorded	Hertzberg 693	Kinney 11.1
1950-51	Cousy (69)	Unrecorded	Macaulay 459	Macaulay 466	Cousy 341	Unrecorded	Macaulay 1,384	Macaulay 20.4
1951-52	Cousy, Macaulay, Donham, Cooper, Harris, Brannum (66)	Cousy 2,681	Cousy 512	Macaulay 496	Cousy 441	Harris 531	Cousy 1,433	Cousy 21.7
1952-53	Cousy, Sharman, Brannum, Donham (71)	Cousy 2,945	Cousy 464	Macaulay 500	Cousy 547	Macaulay 629	Cousy 1,407	Macaulay 20.3
1953-54	Cousy (72)	Cousy 2,857	Cousy 486	Macaulay 420	Cousy 518	Macaulay 571	Cousy 1,383	Cousy 19.2
1954-55	Barksdale (72)	Cousy 2,747	Cousy 522	Cousy 460	Cousy 557	Macaulay 600	Cousy 1,504	Cousy 21.2
1955-56	Sharman, Cousy, Barrett (72)	Cousy 2,767	Sharman 538	Cousy 476	Cousy 642	Nichols 625	Sharman 1,434	Sharman 19.9
1956-57	Heinsohn (72)	Sharman 2,403	Sharman 516	Sharman 381	Cousy 478	Russell 945	Sharman 1,413	Sharman 21.1
1957-58	Tsioropoulos, Phillip (70)	Russell 2,640	Sharman 550	Ramsey 385	Cousy 463	Russell 1,564	Sharman 1,402	Sharman 22.3
1958-59	Sharman, Ramsey (72)	Russell 2,929	Sharman 562	Sharman 342	Cousy 557	Russell 1,612	Sharman 1,466	Sharman 20.4
1959-60	Heinsohn, Cousy (75)	Russell 3,146	Heinsohn 673	Cousy 319	Cousy 715	Russell 1,778	Heinsohn 1,629	Heinsohn 21.7
1960-61	Ramsey (79)	Russell 3,458	Heinsohn 627	Cousy 352	Cousy 587	Russell 1,868	Heinsohn 1,579	Heinsohn 21.3
1961-62	Sanders, K.C. Jones (80)	Russell 3,433	Heinsohn 692	Heinsohn 358	Cousy 584	Russell 1,790	Heinsohn 1,742	Heinsohn 22.1
1962-63	Havlicek, Sanders (80)	Russell 3,500	Sam Jones 621	Heinsohn 340	Cousy 515	Russell 1,845	Sam Jones 1,499	Sam Jones 19.7
1963-64	Havlicek, Sanders, K.C. Jones (80)	Russell 3,482	Havlicek 640	Havlicek 315	K.C. Jones 407	Russell 1,930	Havlicek 1,595	Havlicek 19.9
1964-65	Sam Jones, Sanders (80)	Russell 3,466	Sam Jones 821	Sam Jones 428	K.C. Jones 437	Russell 1,878	Sam Jones 2,070	Sam Jones 25.9
1965-66	K.C. Jones (80)	Russell 3,386	Sam Jones 626	Sam Jones 325	K.C. Jones 503	Russell 1,779	Sam Jones 1,577	Sam Jones 23.5
1966-67	Havlicek, Howell, Russell, Sanders (81)	Russell 3,297	Havlicek 684	Havlicek 365	Russell 472	Russell 1,700	Havlicek 1,733	Havlicek 21.4
1967-68	Havlicek, Howell, Nelson (82)	Russell 2,958	Havlicek 666	Havlicek 368	Havlicek 384	Russell 1,451	Havlicek 1,700	Sam Jones 21.3
1968-69	Havlicek, Sanders, Nelson (82)	Russell 3,291	Havlicek 692	Havlicek 387	Havlicek 441	Russell 1,484	Havlicek 1,771	Havlicek 21.6
1969-70	Nelson, Howell (82)	Havlicek 3,369	Havlicek 736	Havlicek 438	Havlicek 550	Havlicek 635	Havlicek 1,960	Havlicek 24.2
1970-71	Kuberski, Nelson (82)	Havlicek 3,578	Havlicek 892	Havlicek 554	Havlicek 607	Cowens 1,216	Havlicek 2,338	Havlicek 28.9
1971-72	Havlicek, Sanders, Nelson (82)	Havlicek 3,698	Havlicek 897	Havlicek 458	Havlicek 614	Cowens 1,203	Havlicek 2,252	Havlicek 27.5
1972-73	Cowens, White (82)	Cowens 3,425	Havlicek 766	Havlicek 370	Havlicek 529	Cowens 1,329	Havlicek 1,902	Havlicek 23.8
1973-74	White, Silas, Nelson, Westphal (82)	Cowens 3,352	Havlicek 685	Havlicek 346	White 448	Cowens 1,257	Havlicek 1,716	Havlicek 22.6
1974-75	Havlicek, White, Silas, Westphal, Chaney (82)	White 3,220	White 658	Havlicek 289	White 458	Silas 1,025	Havlicek 1,573	Cowens 20.4
1975-76	White, Scott (82)	White 3,257	White 670	Havlicek 281	White 445	Cowens 1,246	White 1,552	Cowens 19.0
1976-77	White, Wicks (82)	White 3,333	White 638	White 333	White 492	Wicks 824	White 1,609	White 19.6
1977-78	Havlicek (82)	Cowens 3,215	Cowens 598	Bing 244	Cowens 351	Cowens 1,078	Cowens 1,455	Cowens 18.6
1978-79	Judkins (81)	Maxwell 2,969	Ford 525	Maxwell 574	Ford 369	Maxwell 791	Maxwell 1,518	Maxwell 19.0
1979-80	Bird, Robey, Carr (82)	Bird 2,955	Bird 693	Maxwell 436	Archibald 671	Bird 852	Bird 1,745	Bird 21.3
1980-81	Bird, Parish, McHale, Robey, Henderson (82)	Bird 3,239	Bird 719	Maxwell 352	Archibald 618	Bird 895	Bird 1,741	Bird 21.2
1981-82	Maxwell, Henderson (82)	Bird 2,923	Bird 711	Maxwell 357	Archibald 541	Parish 866	Bird 1,761	Bird 22.9
1982-83	McHale, Henderson (82)	Bird 2,982	Bird 747	Bird 351	Bird 458	Bird 870	Bird 1,867	Bird 23.6
1983-84	McHale (82)	Bird 3,028	Bird 758	Bird 374	Bird 520	Parish 857	Bird 1,908	Bird 24.2
1984-85	Bird, Johnson (80)	Bird 3,161	Bird 918	Bird 403	Johnson 543	Bird 842	Bird 2,295	Bird 28.7
1985-86	Bird, Schiting (82)	Bird 3,113	Bird 796	Bird 441	Bird 557	Bird 805	Bird 2,115	Bird 25.8
1986-87	Parish (80)	McHale 3,060	McHale 790	McHale 428	Johnson 594	Parish 851	Bird 2,076	Bird 28.1
1987-88	Ainge (81)	Ainge 3,018	Bird 881	Bird 415	Johnson 598	Bird 703	Bird 2,275	Bird 29.9
1988-89	Shaw (82)	McHale 2,876	McHale 661	McHale 436	Johnson, Shaw 472	Parish 996	McHale 1,758	McHale 22.5
1989-90	McHale (82)	Bird 2,944	Bird 718	McHale 393	Bird 562	Parish 796	Bird 1,820	Bird 24.3
1990-91	Gamble, Brown (82)	Lewis 2,878	Lewis 598	Lewis 281	Shaw 602	Parish 856	Lewis 1,478	Bird 19.4
1991-92	Gamble, Lewis (82)	Lewis 3,070	Lewis 703	Lewis 292	Bagley 480	Parish 703	Lewis 1,703	Lewis 20.8
1992-93	Gamble, McDaniel (82)	Lewis 3,144	Lewis 663	Lewis 326	Douglas 508	Parish 740	Lewis 1,666	Lewis 20.8
1993-94	McDaniel, Fox (82)	Brown 2,867	Radja 491	Radja 226	Douglas 683	Radja 577	Radja 1,208	Brown 15.5
1994-95	Brown (79)	Brown 2,792	Wilkins 496	Wilkins 266	Douglas 446	Radja 573	Wilkins 1,370	Wilkins 17.8
1995-96	Wesley (82)	Fox 2,588	Radja 426	Wesley 217	Wesley 390	Radja 522	Fox 1,157	Radja 19.7
1996-97	Walker (82)	Wesley 2,991	Walker 576	Williams 527	Wesley 537	Walker 741	Walker 1,435	Walker 17.5
1997-98	Walker, McCarthy (82)	Walker 3,268	Walker 722	Walker 305	Anderson 345	Walker 836	Walker 1,840	Walker 22.4
1998-99	Barros, Battie, Potapenko (50)	Pierce 1,632	Mercur 305	Pierce 139	Barros 208	Walker 359	Pierce 791	Walker 18.7
1999-00	Walker, Anderson (82)	Walker 3,003	Walker 648	Pierce 359	Anderson 420	Walker 652	Walker 1,680	Walker 20.5
2000-01	Pierce (82)	Walker 3,396	Walker 711	Pierce 550	Walker 445	Walker 719	Pierce 2,071	Pierce 25.3
2001-02	Pierce (82)	Walker 3,406	Pierce 707	Pierce 520	Walker 407	Walker 714	Pierce 2,144	Pierce 26.1
2002-03	McCarthy, E. Williams (82)	Walker 3,235	Pierce 663	Pierce 604	Walker 373	Pierce 578	Pierce 2,048	Pierce 25.9
2003-04	Blount (82)	Pierce 3,099	Pierce 602	Pierce 517	Pierce 410	Blount 589	Pierce 1,836	Pierce 23.0
2004-05	Blount, Davis, Pierce (82)	Pierce 2,960	Pierce 566	Pierce 549	Payton 469	LaFrenz 553	Pierce 1,769	Pierce 21.6
2005-06	LaFrenz (82)	Pierce 3,084	Pierce 689	Pierce 627	Pierce 375	Pierce 530	Pierce 2,116	Pierce 26.8
2006-07	Green (81)	Jefferson 2,319	Jefferson 453	Pierce 320	West 304	Jefferson 756	Pierce 1,173	Pierce 25.0
2007-08	Pierce (80)	Pierce 2,874	Pierce 504	Pierce 409	Rondo 393	Garrett 655	Pierce 1,570	Pierce 19.6
2008-09	Pierce, House (81)	Pierce 3,035	Pierce 540	Pierce 459	Rondo 659	Perkins 619	Pierce 1,658	Pierce 20.5
2009-10	Rondo (81)	Rondo 2,963	R. Allen 464	Pierce 369	Rondo 794	Perkins 595	R. Allen 1,304	Pierce 18.3
2010-11	Pierce, Allen (80)	Allen 2,890	Pierce 507	Pierce 386	Rondo 760	Garrett 631	Pierce 1,511	Pierce 18.9
2011-12	Bradley (64)	Pierce 2,075	Pierce 394	Pierce 293	Rondo 620	Garrett 494	Pierce 1,181	Pierce 18.4
2012-13	Bass, Green (81)	Pierce 2,575	Pierce 476	Pierce 333	Rondo 420	Garrett 530	Pierce 1,430	Pierce 18.6

Points per game are based on minimum of 50 games played.

Each individual's top scoring efforts as Celtics are in green. Also, due to the lack of recorded information, players who scored 40, 41 or 42 points in 1966-67, 40 in 1967-68, and 40 in 1968-69 are not tabulated. Each asterisk (*) denotes an overtime period.

POINTS			
TOTAL	PLAYER/OPPONENT	DATE	RESULT/SCORE
60.....	Larry Bird vs. Atlanta (at New Orleans).....	03/12/85.....	W/126-115
56.....	Kevin McHale vs. Detroit.....	03/03/85.....	W/138-129
53.....	Larry Bird vs. Indiana.....	03/30/83.....	W/142-116
51.....	Sam Jones at Detroit.....	10/29/65.....	L/106-108
50.....	Paul Pierce vs. Cleveland.....	02/15/06.....	**L/109-113
50.....	Larry Bird vs. Atlanta.....	11/10/89.....	W/117-106
50.....	Larry Bird at Dallas.....	03/10/86.....	L/115-116
49.....	Antoine Walker at Washington.....	01/07/98.....	L/108-110
49.....	Larry Bird vs. Portland.....	03/15/92.....	** W/152-148
49.....	Larry Bird at Phoenix.....	02/15/88.....	W/107-106
49.....	Larry Bird vs. Washington.....	01/27/88.....	W/106-100
48.....	Paul Pierce at New Jersey.....	12/01/01.....	* W/105-98
48.....	Larry Bird vs. Houston.....	03/17/85.....	W/134-120
48.....	Larry Bird vs. Portland.....	01/27/85.....	W/128-127
48.....	Larry Bird vs. Atlanta.....	12/09/84.....	W/128-127
47.....	Antoine Walker at Sacramento.....	01/17/01.....	L/106-111
47.....	Larry Bird at Washington.....	11/07/87.....	** W/140-139
47.....	Larry Bird vs. New York.....	04/12/87.....	W/119-107
47.....	Larry Bird at Portland.....	02/14/86.....	* W/120-119
47.....	Larry Bird vs. Detroit.....	11/27/85.....	W/132-124
47.....	Larry Bird vs. Milwaukee.....	04/12/85.....	* L/113-115
46.....	Paul Pierce at New York.....	11/02/02.....	W/117-107
46.....	Larry Bird at Orlando.....	03/16/90.....	W/130-127
46.....	Bob Cousy vs. New York.....	02/07/60.....	L/135-142
46.....	Ed Macauley vs. Minneapolis.....	03/06/53.....	W/100-85
45.....	Paul Pierce vs. Denver.....	01/24/03.....	W/77-58
45.....	Larry Bird vs. Charlotte.....	11/14/90.....	W/135-126
45.....	Danny Ainge vs. Philadelphia.....	12/09/88.....	W/121-107
45.....	Larry Bird at Indiana.....	02/24/85.....	W/113-100
45.....	Larry Bird at Phoenix.....	02/13/80.....	L/134-135
45.....	Tom Heinsohn at Syracuse.....	12/25/61.....	W/127-122
44.....	Paul Pierce at New Jersey.....	03/22/01.....	W/113-98
44.....	Larry Bird vs. Chicago.....	04/21/88.....	W/126-119
44.....	Larry Bird vs. Portland.....	02/24/88.....	W/113-112
44.....	Larry Bird at Houston.....	02/09/88.....	L/120-129
44.....	Sam Jones at New York.....	02/13/65.....	L/113-123
44.....	Sam Jones at Syracuse.....	03/12/61.....	* W/136-134
44.....	Bill Sharman vs. New York.....	12/26/57.....	W/120-110
43.....	Jeff Green vs. Miami.....	03/18/13.....	L/103-105
43.....	Paul Pierce at New York.....	04/17/12.....	L/110-118
43.....	Paul Pierce at Seattle.....	12/26/05.....	L/111-118
43.....	Paul Pierce at Chicago.....	12/02/05.....	L/102-106
43.....	Antoine Walker vs. New Jersey.....	04/05/98.....	L/104-117
43.....	Dominique Wilkins at Houston.....	12/17/94.....	W/112-109
43.....	Larry Bird vs. Denver.....	12/05/90.....	W/148-140
43.....	Larry Bird vs. New Jersey.....	04/04/90.....	W/125-106
43.....	Larry Bird vs. Portland.....	02/25/87.....	W/122-116
43.....	Larry Bird vs. Cleveland (at Hartford).....	03/18/86.....	W/126-96
43.....	John Havlicek vs. Milwaukee.....	03/08/70.....	L/134-138
43.....	John Havlicek vs. Baltimore (at New York).....	12/17/63.....	W/131-114
43.....	Tom Heinsohn vs. Detroit.....	01/21/62.....	L/120-124
43.....	Tom Heinsohn vs. New York.....	01/20/60.....	W/144-126
43.....	Tom Heinsohn vs. Minneapolis.....	02/27/59.....	W/173-139

CELTICS INDIVIDUAL SCORING HIGHS CONTINUED ON FOLLOWING PAGE

POINTS

TOTAL	PLAYER/OPPONENT	DATE	RESULT/SCORE
42	Paul Pierce vs. Minnesota	12/10/02	W/108-99
42	Antoine Walker at New York	12/11/01	W/102-93
42	Paul Pierce at Phoenix	03/15/01	W/105-101
42	Paul Pierce at LA Lakers	03/13/01	L/107/112
42	Paul Pierce at Minnesota	01/15/01	W/107-102
42	Reggie Lewis at Miami	04/12/91	W/119-109
42	Larry Bird vs. Indiana	11/11/87	W/120-106
42	Larry Bird vs. Seattle	03/20/87	W/112-108
42	Kevin McHale at New York	03/05/85	W/110-102
42	Larry Bird vs. Philadelphia	11/09/84	W/130-119
42	Bob McAdoo at Cleveland	03/27/79	L/109-111
42	John Havlicek vs. Seattle	02/06/72	W/128-123
42	John Havlicek at Seattle	12/26/69	*** W/122-112
42	Tom Heinsohn vs. Chicago	02/11/62	W/148-115
42	Bob Cousy vs. Baltimore (at Worcester)	02/22/54	W/111-110
42	Bill Sharman vs. Baltimore (at Philadelphia)	12/11/52	W/94-88
41	Paul Pierce at Cleveland	12/13/03	W/105-98
41	Paul Pierce vs. Miami	04/11/01	L/97-102
41	Paul Pierce at Atlanta	03/27/01	* W/115-112
41	Paul Pierce vs. Orlando	11/24/00	* W/103-98
41	Todd Day vs. Minnesota	12/22/95	W/114-113
41	Dee Brown at Chicago	03/28/95	W/126-115
41	Dee Brown at Phoenix	02/21/95	W/129-121
41	Larry Bird vs. Philadelphia	03/11/90	W/107-105
41	Larry Bird vs. New York	01/06/88	W/117-108
41	Larry Bird vs. Golden State	01/02/88	W/115-110
41	Larry Bird at Chicago	03/27/87	* W/111-106
41	Larry Bird at Atlanta	01/18/86	W/125-122
41	Larry Bird vs. Portland	12/02/83	W/115-106
41	Larry Bird vs. Detroit	03/02/80	W/118-115
41	JoJo White vs. Kansas City	03/20/77	* W/118-110
41	John Havlicek vs. New York	03/12/72	W/112-109
41	John Havlicek vs. Phoenix (at Baltimore)	11/18/69	W/120-119
41	John Havlicek at Milwaukee	12/03/68	W/137-115
41	John Havlicek vs. San Francisco	02/28/68	W/135-110
41	John Havlicek at Los Angeles	11/17/65	L/115-125
41	Bill Sharman vs. Minneapolis	12/21/57	W/140-119
41	Tom Heinsohn at St. Louis	03/05/57	L/102-104
40	Paul Pierce vs. Cleveland	12/19/12	W/103-91
40	Paul Pierce vs. Phoenix	02/01/06	L/94-103
40	Paul Pierce vs. Sacramento	04/04/03	L/92-93
40	Paul Pierce at Philadelphia	01/20/03	W/100-99
40	Paul Pierce at Detroit	02/02/01	W/102-95
40	Dee Brown at Chicago	04/22/94	W/104-94
40	Larry Bird vs. Miami	04/12/90	W/139-118
40	Larry Bird vs. Utah	12/20/89	W/113-109
40	Larry Bird vs. Seattle	12/13/89	W/109-97
40	Larry Bird at Portland	02/19/88	W/124-104
40	Larry Bird vs. Denver	12/09/87	L/119-124
40	Larry Bird vs. New Jersey	03/22/87	W/116-104
40	Larry Bird vs. Atlanta	01/23/87	W/126-106
40	Larry Bird vs. New Jersey	03/30/86	W/122-117
40	Larry Bird at Denver	02/20/85	L/129-132
40	Larry Bird at Dallas	11/27/84	W/114-99
40	Larry Bird vs. Detroit	01/10/82	W/134-124
40	Robert Parish at San Antonio	02/17/81	W/128-116
40	John Havlicek vs. Portland	11/06/74	W/128-110
40	John Havlicek at Atlanta	01/15/72	W/122-106
40	Don Nelson vs. San Diego	02/25/70	W/147-124
40	Sam Jones vs. Detroit (at Fort Wayne)	12/27/64	W/112-106
40	John Havlicek vs. Cincinnati	02/02/64	* L/117-119
40	Tom Heinsohn at Syracuse	01/03/60	L/113-114
40	Bob Cousy vs. Philadelphia (at White Plains)	03/08/55	W/112-103

FIELD GOALS MADE

22	Larry Bird vs. New York	04/12/87
22	Larry Bird vs. Atlanta (at New Orleans)	03/12/85
22	Kevin McHale vs. Detroit	03/03/85
21	Antoine Walker at Washington	01/07/98
21	Larry Bird at Portland	* 02/14/86
21	Larry Bird vs. Indiana	03/30/83
21	Sam Jones at Detroit	10/29/65
20	Danny Ainge vs. Philadelphia	12/09/88
20	Larry Bird vs. Washington	01/27/98
20	Larry Bird vs. Atlanta	12/09/84

ASSISTS

28	Bob Cousy vs. Minneapolis	02/27/59
24	Rajon Rondo vs. New York	10/29/10
23	Rajon Rondo vs. San Antonio	01/05/11
23	Nate Archibald vs. Denver	02/05/82
22	Sherman Douglas at Philadelphia	04/03/94
21	Sherman Douglas vs. Sacramento	12/08/93
21	Bob Cousy vs. St. Louis	12/21/60
20	Rajon Rondo vs. Toronto	11/17/12
20	Rajon Rondo vs. Philadelphia	11/09/12
19	Rajon Rondo vs. Chicago	12/03/10
19	Nate Archibald at San Antonio	10/23/79
19	Bob Cousy vs. Cincinnati	02/19/63
19	Bob Cousy vs. Syracuse	11/24/56

STEALS

9	Larry Bird at Utah	02/18/85
9	Paul Pierce vs. Miami	12/03/00
8	Larry Bird vs. New Jersey	01/03/86
8	Larry Bird at New Jersey	* 10/25/85

FREE THROWS MADE

20	Paul Pierce at New York	11/02/02
20	Nate Archibald vs. Chicago	01/16/80
19	Cedric Maxwell vs. New Jersey	01/14/79
19	John Havlicek vs. Seattle	02/06/70
19	Frank Ramsey at Detroit	12/03/57
19	Bill Sharman at Philadelphia	03/08/56

REBOUNDS

51	Bill Russell vs. Syracuse	02/05/60
49	Bill Russell vs. Detroit (at Providence)	03/11/65
49	Bill Russell vs. Philadelphia	11/16/57
43	Bill Russell vs. Los Angeles	01/20/63
41	Bill Russell vs. San Francisco	03/14/65
41	Bill Russell vs. Syracuse	02/12/58
40	Bill Russell vs. Philadelphia	02/12/61
40	Bill Russell vs. Cincinnati	* 12/12/58

BLOCKS

9	Kevin McHale at Chicago	01/21/83
9	Kevin McHale at New Jersey	04/16/82
9	Robert Parish vs. Atlanta	03/17/82
8	Kevin McHale vs. Sacramento	01/09/87

* Overtime Period

POINTS

TOTAL	PLAYER/OPPONENT	DATE
64.....	Elgin Baylor/at Minneapolis.....	11/08/59
62.....	Wilt Chamberlain/Philadelphia at Boston.....	01/14/62
55.....	Kareem Abdul-Jabbar/at Milwaukee.....	12/10/71
54.....	Dominique Wilkins/at Atlanta.....	02/03/87
53.....	Lew Alcindor/Milwaukee at Boston.....	01/27/71
53.....	Wilt Chamberlain/at Philadelphia.....	01/27/62
53.....	Wilt Chamberlain/Philadelphia vs. Boston (at NY).....	02/23/60
52.....	Michael Jordan/Chicago at Boston.....	11/09/88
52.....	Mike Newlin/at New Jersey.....	12/16/79
52.....	Bob McAdoo/at Buffalo.....	02/22/74
52.....	Wilt Chamberlain/Philadelphia at Boston.....	12/13/61
52.....	Bob Pettit/at St. Louis.....	01/20/59
51.....	Hakeem Olajuwon/at Houston.....	01/18/96
51.....	Patrick Ewing/at New York.....	03/24/90
51.....	Kareem Abdul-Jabbar/Milwaukee at Boston.....	02/13/72
51.....	Richie Guerin/at New York.....	02/14/62
51.....	George Yardley/Detroit at Boston.....	01/15/58
50.....	Michael Jordan/at Chicago.....	03/18/88
50.....	Rick Barry/San Francisco vs. Boston (at Oakland).....	02/14/67
50.....	Hal Greer/at Philadelphia.....	02/21/64
50.....	Elgin Baylor/Los Angeles at Boston.....	02/13/63
50.....	Wilt Chamberlain/San Francisco at Boston.....	01/30/63
50.....	Wilt Chamberlain/Philadelphia at Boston.....	01/28/62
50.....	Dolph Schayes/Syracuse at Boston (OT).....	* 02/01/59

FIELD GOALS MADE

27.....	Wilt Chamberlain/Philadelphia at Boston.....	01/14/62
25.....	Wilt Chamberlain/Philadelphia vs. Boston (at NY).....	02/23/60
25.....	Elgin Baylor/at Minneapolis.....	11/08/59
23.....	Kareem Abdul-Jabbar/at Milwaukee.....	12/10/71
23.....	Richie Guerin/at New York.....	02/14/62

FREE THROWS MADE

22.....	Richie Guerin/New York at Boston.....	02/11/61
21.....	Gilbert Arenas/at Washington.....	04/05/05
20.....	Lew Alcindor/Milwaukee at Boston.....	03/08/70

ASSISTS

25.....	Kevin Porter/at Detroit.....	03/09/79
21.....	Magic Johnson/LA Lakers at Boston.....	12/15/89
21.....	Clem Haskins/Chicago at Boston (OT).....	* 12/06/69
20.....	Kevin Porter/at Detroit.....	11/20/76
20.....	Bob Davies/at Rochester.....	01/22/55

REBOUNDS

55.....	Wilt Chamberlain/at Philadelphia.....	11/24/60
43.....	Wilt Chamberlain/at Philadelphia.....	03/06/65
43.....	Wilt Chamberlain/at Philadelphia.....	01/15/60
42.....	Wilt Chamberlain/at Los Angeles.....	03/07/69
42.....	Wilt Chamberlain/at Philadelphia.....	01/14/66

STEALS

9.....	Hersey Hawkins/at Philadelphia.....	01/25/91
9.....	Michael Jordan/Chicago at Boston.....	11/09/88
9.....	Calvin Murphy/at Houston.....	12/14/73
8.....	Michael Jordan/at Chicago.....	01/15/89
8.....	Randy Brown/Chicago at Boston.....	04/11/99
8.....	Bonzi Wells/at New Orleans.....	03/22/08

BLOCKS

12.....	Manute Bol/at Washington.....	03/26/87
11.....	Shawn Bradley/at New Jersey.....	12/21/96
10.....	Shawn Bradley/at New Jersey.....	04/19/96
10.....	Tree Rollins/at Atlanta.....	03/14/80

BOSTON'S HIGHS BY QUARTERS

1st.....	50.....	vs. Denver.....	02/05/82
2nd.....	46.....	at San Francisco.....	02/23/68 (unofficial)
3rd.....	49.....	vs. Detroit at Providence.....	02/10/60 (unofficial)
4th.....	54.....	vs. San Diego.....	02/25/70

BOSTON'S LOWS BY QUARTERS

1st.....	7.....	at Milwaukee.....	11/12/74 (unofficial)
2nd.....	6.....	at New Jersey.....	01/09/90
3rd.....	7.....	at Seattle.....	02/11/03
4th.....	8.....	vs. Indiana at Hartford.....	11/22/93

BOSTON'S HIGHS BY HALVES

1st.....	85.....	vs. Denver.....	12/30/82
	85.....	vs. Denver.....	02/05/82 (unofficial)
2nd.....	91.....	vs. Detroit at Providence.....	02/10/60
	91.....	vs. Cincinnati.....	11/11/59

BOSTON'S LOWS BY HALVES

1st.....	25.....	vs. Cleveland.....	02/08/95
2nd.....	25.....	at Milwaukee.....	03/18/99
	25.....	vs. Milwaukee at Providence.....	02/27/55

OPPONENTS' HIGHS BY QUARTERS

1st.....	46.....	at New Jersey.....	02/08/00
	46.....	at Phoenix.....	03/09/79 (unofficial)
2nd.....	44.....	vs. Denver.....	02/05/82 (unofficial)
3rd.....	49.....	at Cincinnati.....	01/23/63 (unofficial)
4th.....	58.....	vs. Buffalo.....	10/20/72

OPPONENTS' LOWS BY QUARTERS

1st.....	8.....	vs. Orlando.....	04/10/98
2nd.....	4.....	at Cleveland.....	11/28/00
3rd.....	8.....	vs. Indiana.....	11/06/96 (unofficial)
4th.....	9.....	at Charlotte.....	04/05/08
	9.....	at New Jersey.....	01/11/08
	9.....	vs. New Jersey.....	03/18/03
	9.....	vs. Miami.....	04/10/02
	9.....	vs. New York.....	02/26/99
	9.....	at Miami.....	11/15/88
	9.....	at Golden State.....	02/14/78
	9.....	St. Louis.....	12/26/64

OPPONENTS HIGHS BY HALVES

1st.....	80.....	at Syracuse.....	01/19/63 (unofficial)
2nd.....	88.....	New York at Providence.....	12/19/63 (unofficial)

OPPONENTS LOWS BY HALVES

1st.....	22.....	vs. Milwaukee.....	03/13/11
2nd.....	25.....	at Golden State.....	02/14/78
	25.....	vs. St. Louis.....	12/26/64

BOSTON'S HIGH AND LOW POINT GAMES

High.....	173.....	vs. Minneapolis.....	02/27/59
Low.....	62.....	vs. Milwaukee at Providence.....	02/27/55

OPPONENTS HIGH AND LOW POINT GAMES

High.....	160.....	at Detroit.....	03/09/79
Low.....	56.....	vs. Milwaukee.....	03/13/11

TEAM SCORING

CELTICS:

1.	137 vs. Atlanta.....	04/14/04
2.	136 vs. Toronto.....	04/12/96
3.	131 vs. Vancouver.....	01/31/96
4.	129 vs. Charlotte.....	05/05/99 **

OPPONENTS:

1.	133 vs. Charlotte.....	05/05/99 **
2.	132 vs. Atlanta.....	04/14/04
3.	131 vs. New Jersey.....	12/01/95 *
4.	128 vs. Phoenix.....	01/28/05

TEAM REBOUNDS

CELTICS:

1.	65 vs. Milwaukee.....	03/08/00
2.	61 vs. Memphis.....	12/23/01
	61 vs. Toronto.....	12/11/96
3.	60 vs. Seattle.....	01/21/00
	60 vs. New Jersey.....	03/17/96 **

OPPONENTS:

1.	62 vs. Milwaukee.....	02/07/01
	62 vs. Toronto.....	12/11/96 ***
2.	59 vs. Denver.....	12/10/00 *
3.	58 vs. Milwaukee.....	12/16/96

TEAM BLOCKS

CELTICS:

1.	12 vs. Denver.....	11/15/96
2.	11 vs. Milwaukee.....	11/07/08
	11 vs. Chicago.....	03/26/06
	11 vs. Utah.....	12/21/05
	11 vs. New York.....	11/02/05
	11 vs. Philadelphia.....	04/09/99

OPPONENTS:

1.	13 vs. Orlando.....	11/24/00 *
	13 vs. Minnesota.....	01/03/97
2.	12 vs. Utah.....	12/19/03
	12 vs. L.A. Lakers.....	11/27/96
	12 vs. Portland.....	01/03/96 *
3.	11 vs. Denver.....	12/15/04
	11 vs. Atlanta.....	11/22/02
	11 vs. New York.....	01/12/96

TEAM ASSISTS

CELTICS:

1.	40 vs. Chicago.....	02/19/08
	40 vs. Golden State.....	02/27/98
2.	34 vs. Charlotte.....	05/05/99 **
	34 vs. Dallas.....	02/04/98
	34 vs. Vancouver.....	01/31/96
3.	33 vs. Denver.....	12/08/99

OPPONENTS:

1.	35 vs. Sacramento.....	12/05/04
	35 vs. San Antonio.....	11/24/99
	35 vs. Washington.....	04/06/97
2.	33 vs. Seattle.....	11/22/96
3.	32 vs. San Antonio.....	01/18/04
	32 vs. Phoenix.....	11/28/97 *
	32 vs. Atlanta.....	03/09/97

INDIVIDUAL SCORING

CELTICS:

1.	50 Paul Pierce vs. Cleveland.....	02/15/06
2.	43 Jeff Green vs. Miami.....	03/18/13
	43 Paul Pierce vs. Chicago.....	12/02/05
	43 Antoine Walker vs. New Jersey.....	04/08/98
3.	41 Paul Pierce vs. Miami.....	04/11/01
	41 Paul Pierce vs. Orlando.....	11/24/00
	41 Todd Day vs. Minnesota.....	12/22/95

OPPONENTS:

1.	47 Allen Iverson (Philadelphia).....	01/25/02
2.	43 Kobe Bryant (LA Lakers).....	01/31/07
	43 Kobe Bryant (LA Lakers).....	03/20/06
	43 LeBron James (Cleveland).....	02/15/06
3.	42 Amare Stoudemire (Phoenix).....	01/28/05
4.	41 Bryant Reeves (Vancouver).....	01/15/98

INDIVIDUAL REBOUNDS

CELTICS:

1.	21 Mark Blount vs. Orlando.....	03/01/04
	21 Antoine Walker vs. Orlando.....	03/21/97
2.	20 Pervis Ellison vs. Charlotte.....	02/20/96
3.	19 Antoine Walker vs. New Jersey.....	12/20/00
	19 Antoine Walker vs. Milwaukee.....	03/08/00

OPPONENTS:

1.	22 Dikembe Mutombo (Philadelphia).....	03/11/01
2.	21 Shareef Abdur-Rahim (Vancouver).....	11/26/00
	21 Popeye Jones (Toronto).....	12/11/96
3.	20 Shaquille O'Neal (LA Lakers).....	12/20/99

INDIVIDUAL BLOCKS

CELTICS:

1.	7 Kendrick Perkins vs. Atlanta.....	04/03/09
	7 Kendrick Perkins vs. Milwaukee.....	11/07/08
	7 Tony Battie vs. Chicago.....	03/21/99
	7 Dino Radja vs. Denver.....	11/15/96
2.	6 Kendrick Perkins vs. New York.....	04/09/06
	6 Pervis Ellison vs. Charlotte.....	02/20/96

OPPONENTS:

1.	8 Kevin Garnett (Minnesota).....	01/03/97
2.	7 Theo Ratliff (Atlanta).....	02/06/04
	7 Andrei Kirilenko (Utah).....	12/19/03
	7 Charles Bo' Outlaw (Orlando).....	11/24/00
	7 Theo Ratliff (Philadelphia).....	04/09/99
	7 Jim Mlwanie (Washington).....	04/10/96
	7 Shawn Bradley (New Jersey).....	03/17/96

INDIVIDUAL ASSISTS

CELTICS:

1.	24 Rajon Rondo vs. New York.....	10/29/10
2.	23 Rajon Rondo vs. San Antonio.....	01/05/11
3.	20 Rajon Rondo vs. Toronto.....	11/17/13

OPPONENTS:

1.	18 Rod Strickland (Portland).....	01/03/96
2.	15 Jose Calderon (Toronto).....	11/20/10
	15 Tim Hardaway (Miami).....	02/05/97
3.	14 Jruel Holiday (Philadelphia).....	12/21/12
	14 Chris Paul (New Orleans).....	12/12/08
	14 Steve Nash (Phoenix).....	12/08/06
	14 Deron Williams (Utah).....	11/10/06
	14 Jalen Rose (Toronto).....	12/12/03
	14 Steve Nash (Dallas).....	12/18/00
	14 Jason Kidd (Phoenix).....	01/28/00
	14 Tim Hardaway (Miami).....	03/25/98

* Denotes number of overtimes played.

HOME ATTENDANCE (SELLOUT IS 18,624)

YEAR	TOT	AVG	LOW	SELLOUTS
1995-96.....	732,841.....	17,874.....	16,061 (Mil. 03/04/96).....	11
1996-97.....	664,022.....	16,196.....	13,184 (Atl. 11/13/96).....	6
1997-98.....	743,422.....	18,132.....	15,760 (Den. 11/12/97).....	28
1998-99.....	440,602.....	17,624.....	15,364 (Atl. 04/14/99).....	6
1999-00.....	683,506.....	16,671.....	14,115 (Cle. 01/03/00).....	8
2000-01.....	629,201.....	15,346.....	11,551 (Van. 11/26/00).....	6
2001-02.....	659,751.....	16,091.....	12,587 (Den. 12/05/01).....	10
2002-03.....	709,049.....	17,294.....	13,049 (Pho. 12/11/02).....	19

YEAR	TOT	AVG	LOW	SELLOUTS
2004-05.....	656,081.....	16,002.....	13,002 (N.O. 01/03/05).....	11
2005-06.....	692,873.....	16,899.....	14,017 (G. St. 12/19/05).....	18
2006-07.....	690,576.....	16,843.....	14,033 (Ind. 11/15/06).....	9
2007-08.....	763,584.....	18,624.....	41
2008-09.....	763,584.....	18,624.....	41
2009-10.....	763,584.....	18,624.....	41
2010-11.....	763,584.....	18,624.....	41
2011-12.....	614,592.....	18,624.....	33
2012-13.....	744,960.....	18,624.....	40

1979-80

Archibald 80, Bird 82, Carr 7, Covens 55, Ford 73, Henderson 2, Maravich 4, Maxwell 80, Robey 27.

1980-81

Archibald 72, Bird 82, Carr 7, Ford 75, Henderson 10, Maxwell 81, McHale 1, Parish 82.

1981-82

Ainge 1, Archibald 51, Bird 58, Bradley 1, Carr 27, Ford 53, Henderson 31, Maxwell 74, McHale 32, Parish 78, Robey 4.

1982-83

Ainge 76, Archibald 19, Bird 79, Bradley 5, Buckner 56, Henderson 9, Maxwell 71, McHale 13, Parish 76, Robey 6.

1983-84

Ainge 3, Bird 77, Carr 1, Henderson 78, Johnson 78, Kite 1, Maxwell 78, McHale 10, Parish 79, Wedman 5.

1984-85

Ainge 73, Bird 77, Buckner 6, Clark 3, Johnson 77, Kite 4, Maxwell 51, McHale 31, Parish 78, Wedman 5, Williams 5.

1985-86

Ainge 78, Bird 81, Carlisle 1, Johnson 78, Kite 2, McHale 62, Parish 80, Sighting 7, Walton 2, Wedman 19.

1986-87

Ainge 66, Bird 73, Daye 2, Johnson 78, Kite 1, McHale 77, Parish 80, Roberts 11, Sighting 15, Vincent 5, Wedman 2.

1987-88

Acres 5, Ainge 81, Bird 75, Daye 8, Gilmore 4, Johnson 74, Lohaus 4, McHale 63, Minniefield 6, Parish 73, Paxson 2, Roberts 14, Sighting 1.

1988-89

Ainge 28, Bird 6, Gamble 6, Johnson 72, Kleine 2, Lewis 57, Lohaus 15, McHale 74, Parish 80, Paxson 7, Pinckney 9, Shaw 54.

1989-90

Bagley 17, Bird 75, Gamble 10, Johnson 65, Kleine 4, Lewis 54, McHale 25, Parish 78, Paxson 25, Pinckney 50, M. Smith 7.

1990-91

Bird 60, Brown 5, Gamble 76, Kleine 1, Lewis 79, McHale 10, Parish 81, Pinckney 16, Shaw 79, M. Smith 3.

1991-92

Bagley 59, Bird 45, Brown 20, Fox 5, Gamble 77, Kleine 3, Lewis 82, McHale 1, Parish 79, Pinckney 36, Shaw 3.

1992-93

Abdelnaby 52, Battle 1, Brown 48, Douglas 36, Fox 14, Gamble 58, Kleine 3, Lewis 80, McDaniel 27, Parish 79, Pinckney 5, Williams, L. 7.

1993-94

Brown 76, Douglas 78, Earl 8, Fox 53, Gamble 28, McDaniel 5, Oliver 6, Parish 74, Pinckney 35, Radja 47.

1994-95

Brown 69, Douglas 45, Earl 3, Edwards 7, Ellison 11, Fox 7, McDaniel 15, Minor 8, Montross 75, Radja 48, Strong 24, Wesley 36, Wilkins 64.

1995-96

Barros 25, Brown 23, Burroughs 3, Day 12, Douglas 4, Ellison 29, Fox 81, Lister 14, Minor 47, Montross 59, Radja 52, Smith 2, Wesley 53, Williams 6.

1996-97

Barros 8, Brickowski 2, Brown 2, Conlon 15, Day 27, Ellison 4, Fox 75, Harner 3, Lister 2, Minor 15, Radja 25, Szabo 24, Walker 68, Wesley 75, Williams 67.

1997-98

Anderson 16, Barros 15, Billups 44, Bowen 9, Brown 10, DeClercq 49, Edney 7, Ellison 8, Knight 21, McCarty 64, Mercer 62, Minor 16, Tabak 5, Thomas 2, Walker 82.

1998-99

Anderson 33, Barros 16, Battie 15, Bowen 1, DeClercq 1, P. Jones 2, McCarty 4, Mercer 40, Minor 7, Pierce 47, Potapenko 32, Riley 11, Walker 41.

1999-00

Anderson 82, Battie 4, Cheaney 19, Ellison 5, Fortson 5, Griffin 47, McCarty 5, Pierce 72, Potapenko 72, Walker 82, Williams 17.

2000-01

Anderson 28, Battie 25, Blount 50, Brown 35, Herren 7, McCarty 3, Overton 1, Palacio 6, Pierce 82, Potapenko 7, Stith 74, Walker 81, Williams 11.

2001-02

Anderson 76, Battie 73, K. Brown 5, Delk 16, Johnson 33, Pierce 82, Potapenko 9, Rogers 1, Strickland 4, Walker 81, Williams 30.

2002-03

Baker 9, Battie 62, Blount 7, Bremer 41, K. Brown 5, Delk 39, Long 1, McCarty 8, Pierce 79, Walker 78, E. Williams 79, S. Williams 2.

2003-04

Atkins 24, Baker 33, Banks 2, Battie 6, Blount 73, K. Brown 10, Davis 5, Hunter 12, James 55, J. Jones 2, LaFrentz 1, McCarty 23, Mihm 16, Pierce 80, Welsch 68.

2004-05

Allen 34, Banks 2, Blount 57, Davis 11, Jefferson 1, LaFrentz 80, Payton 77, Perkins 3, Pierce 82, Walker 24, Welsch 32, West 7.

2005-06

Allen 9, Banks 1, Blount 25, Davis 42, Gomes 33, Green 3, Greene 5, Jefferson 7, LaFrentz 63, Perkins 40, Pierce 79, Scalabrino 1, Szczebiak 31, West 71.

2006-07

Allen 18, Gomes 60, Green 26, Jefferson 60, Perkins 53, Pierce 46, Powe 2, Ratliff 2, Ray 5, Rondo 25, Scalabrino 17, Szczebiak 19, Telfair 30, West 47.

2007-08

R. Allen 77, T. Allen 11, Cassell 1, Davis 1, Garnett 71, House 2, Perkins 78, Pierce 80, Posey 2, Powe 5, Rondo 77, Scalabrino 9.

2008-09

R. Allen 79, T. Allen 2, G. Davis 16, Garnett 57, Marbury 4, Perkins 76, Pierce 81, Powe 7, Rondo 80, Scalabrino 8.

2009-10

R. Allen 80, T. Allen 8, Daniels 4, G. Davis 1, Finley 1, Garnett 69, Giddens 1, Perkins 78, Pierce 71, Rondo 81, Scalabrino 3.

2010-11

R. Allen 80, Arroyo 1, Erden 7, Garnett 71, Green 2, Krstic 20, J. O'Neal 10, S. O'Neal 36, Perkins 7, Pierce 80, Robinson 11, Rondo 68, Wafer 2, West 2.

2011-12

R. Allen 42, Bass 39, A. Bradley 28, Dooling 2, Garnett 60, Hollins 1, J. O'Neal 24, Pavlovic 7, Pierce 61, Pietrus 6, Rondo 53, Stiemsma 3, Wilcox 4.

2012-13

Barbosa 2, Bass 69, Bradley 50, Collins 7, Crawford 2, Garnett 68, Green 17, Lee 39, Pierce 77, Rondo 38, Sullinger 5, Terry 24, Wilcox 7.

BY PLAYER

Abdelnaby	52
Acres	5
Ainge	406
R. Allen	338
T. Allen	82
Anderson	317
Archibald	222
Arroyo	1
Atkins	24
Bagley	76
Baker	42
Banks	5
Barbosa	2
Barros	64
Bass	108
Battie	189
Billups	44
Bird	870
Blount	215
Bowen	10
A. Bradley	78
C. Bradley	6
Brenner	41
Brickowski	2
Brown	253
K. Brown	35
Buckner	62
Burroughs	3
Carlisle	1

M.L. Carr	42
Cassell	1
Cheaney	27
Clark	3
Collins	3
Conlon	15
Covens	55
Dooling	2
Daniels	2
G. Davis	31
R. Davis	58
Day	59
Daye	10
DeClercq	3
Delk	55
Edwards	7
Douglas	161
Earl	11
Edney	7
Ellison	7
Ellison	62
Erden	7
Finley	201
Ford	1
Fortson	5
Fox	235
Gamble	255
Garnett	396
Giddens	1
Gilmore	4
Gomes	93

J. Green	19
G. Green	29
Greene	5
Griffin	47
Harner	3
Henderson	130
Herren	1
Hollins	2
House	2
Hunter	12
James	55
Jefferson	68
D. Johnson	522
J. Johnson	33
J. Jones	2
K. Jones	2
Kite	8
Kleine	13
Knight	20
Krstic	144
LaFrentz	144
Lee	39
Lewis	352
Lister	16
Long	5
Lohaus	19
Maravich	4
Marbury	4
Maxwell	435
McCarty	107
McDaniel	47

McHale	399
Mercer	102
Mihm	16
Minor	93
Minniefield	3
Montross	134
J. O'Neal	54
S. O'Neal	36
Oliver	2
Overton	1
Palacio	6
Parish	1,097
Pavlovic	7
Paxon	33
Paxon	37
Payton	77
Pierce	335
Pietrus	6
Pinckney	151
Poisey	20
Potapenko	120
Powe	11
Radja	172
Riley	11
Roberts	2
Robey	37
Robinson	11
Rogers	4
Rondo	422
Scalabrino	38
Shaw	136

Sighting	23
D. Smith	2
M. Smith	10
Stiemsma	3
Stith	74
Strickland	4
Strong	24
Sullinger	24
Szabo	2
Szczebiak	50
Tabak	5
Terry	1,097
Thomas	2
Vincent	5
Wafer	2
Walker	537
Walton	2
Wedman	31
Welsch	100
Wesley	132
West	127
Wilcox	12
Wilkins	64
E. Williams	7
L. Williams	2
R. Williams	5
S. Williams	2

MOST POINTS

Season.....	2,338	John Havlicek.....	1970-71
Game.....	60	Larry Bird vs. Atlanta (at New Orleans).....	03/12/85
Half.....	37	Larry Bird vs. Atlanta (at New Orleans).....	03/12/85
Quarter.....	24	Todd Day vs. Minnesota.....	12/22/95
	24	Larry Bird vs. Indiana.....	03/30/83
Overtime.....	15	Delonte West vs. Minnesota.....	03/04/07
Average.....	29.9	Larry Bird.....	1987-88

MOST FIELD GOALS MADE

Season.....	918	Larry Bird.....	1984-85
Game.....	22	Larry Bird vs. New York.....	04/12/87
	22	Larry Bird vs. Atlanta (at New Orleans).....	03/12/85
	22	Kevin McHale vs. Detroit.....	03/03/85
Half.....	15	Larry Bird vs. Washington.....	01/27/88
	15	Larry Bird vs. Atlanta (at New Orleans).....	03/12/85
Quarter.....	10	Larry Bird vs. Washington.....	01/27/88
	10	Kevin McHale vs. Detroit.....	03/03/85
	10	Larry Bird vs. Indiana.....	03/30/83
	10	Tom Heinsohn vs. Cincinnati.....	02/08/59

MOST FIELD GOALS ATTEMPTED

Season.....	1,982	John Havlicek.....	1970-71
Game.....	42	John Havlicek vs. Baltimore.....	02/03/65
Half.....	23	Larry Bird vs. Atlanta (at New Orleans).....	03/12/85
	23	Bob Cousy vs. New York.....	03/10/59
Quarter.....	17	Bob Cousy vs. New York.....	03/10/59

MOST FREE THROWS MADE

Season.....	627	Paul Pierce.....	2005-06
Game.....	20	Paul Pierce at New York.....	11/02/02
	20	Nate Archibald vs. Chicago.....	01/16/80
Half.....	15	Paul Pierce vs. Miami.....	03/01/06
Quarter.....	11	Frank Ramsey at Detroit.....	12/03/57
Consecutive.....	72	Ray Allen.....	12/25/08-02/23/09

MOST FREE THROWS ATTEMPTED

Season.....	812	Paul Pierce.....	2005-06
Game.....	24	Paul Pierce at Toronto.....	04/04/06
	24	Paul Pierce vs. New York.....	11/02/05
	24	John Havlicek vs. Seattle.....	02/06/70
Half.....	17	Paul Pierce vs. Miami.....	03/01/06
Quarter.....	13	Sherman Douglas vs. Golden State.....	01/21/94
	13	Bill Russell at Philadelphia.....	02/09/59

MOST REBOUNDS

Season.....	1,930	Bill Russell.....	1963-64
Game.....	51	Bill Russell vs. Syracuse.....	02/05/60
Half.....	32	Bill Russell vs. Philadelphia.....	11/16/57
Quarter.....	17	Bill Russell vs. Syracuse.....	02/05/60
	17	Bill Russell vs. Cincinnati.....	12/12/58
	17	Bill Russell vs. Philadelphia.....	11/16/57
Average.....	24.7	Bill Russell.....	1963-64

MOST ASSISTS

Season.....	794	Rajon Rondo.....	2009-10
Game.....	28	Bob Cousy vs. Minneapolis.....	02/27/59
Half.....	19	Bob Cousy vs. Minneapolis.....	02/27/59
Quarter.....	12	Bob Cousy vs. Minneapolis.....	02/27/59
Average.....	11.7	Rajon Rondo.....	2011-12

MOST PERSONAL FOULS

Season.....	356.....	Charlie Scott.....	1975-76
Quarter.....	5.....	Jim Loscutoff vs. Cincinnati.....	11/12/62

MOST MINUTES PLAYED

Season.....	3,698.....	John Havlicek.....	1971-72
Average.....	45.4.....	John Havlicek.....	1970-71

LONGEST CONSECUTIVE GAMES STREAK

488.....	JoJo White.....	01/21/72-01/29/78
----------	-----------------	-------------------

HIGHEST FIELD GOAL PERCENTAGE

Season.....	.609.....	Cedric Maxwell.....	1979-80 (457-750)
-------------	-----------	---------------------	-------------------

HIGHEST FREE THROW PERCENTAGE (MINIMUM OF 100 ATTEMPTS)

Season.....	.952.....	Ray Allen.....	2008-09 (237-249)
-------------	-----------	----------------	-------------------

MOST DISQUALIFICATIONS

Season.....	19.....	Tom Sanders.....	1964-65
-------------	---------	------------------	---------

THREE POINT FIELD GOALS MADE

Game.....	9.....	Antoine Walker at Minnesota.....	11/09/02
	9.....	Antoine Walker at Sacramento.....	01/17/01
Season.....	222.....	Antoine Walker.....	2001-02
Consecutive.....	11.....	Scott Wedman.....	12/21/84-03/31/85
Game, No Misses.....	6.....	Walter McCarty at Toronto.....	11/02/99
	6.....	Danny Ainge at Utah.....	01/04/88

THREE POINT FIELD GOALS ATTEMPTED

Game.....	17.....	Antoine Walker at New York.....	12/11/01
Season.....	645.....	Antoine Walker.....	2001-02

HIGHEST THREE POINT FIELD GOAL PERCENTAGE

Season.....	.444.....	Ray Allen.....	2010-11 (168-378)
-------------	-----------	----------------	-------------------

MOST BLOCKS

Season.....	214.....	Robert Parish.....	1980-81
Game.....	9.....	Kevin McHale at Chicago.....	01/21/83
	9.....	Kevin McHale at New Jersey.....	04/16/82
	9.....	Robert Parish vs. Atlanta.....	03/17/82

MOST STEALS

Season.....	189.....	Rajon Rondo.....	2009-10
Game.....	9.....	Paul Pierce vs. Miami.....	12/03/99
	9.....	Larry Bird at Utah.....	02/18/85

MOST POINTS

Season.....	9,687		1961-62
Game.....	173	vs. Minneapolis.....	02/27/59
Half.....	91	vs. Detroit at Providence.....	02/10/60
	91	vs. Cincinnati.....	11/11/59
Quarter.....	54	vs. San Diego.....	02/25/70
Overtime.....	21	at San Francisco.....	01/02/63
Average.....	124.5		1959-60

MOST FIELD GOALS MADE

Season.....	3,855		1961-62
Game.....	72	vs. Minneapolis.....	02/27/59
Half.....	40	vs. Minneapolis.....	02/27/59
Quarter.....	23	vs. Minneapolis.....	02/27/59

MOST FIELD GOALS ATTEMPTED

Season.....	9,295		1960-61
Game.....	150	vs. Philadelphia.....	03/02/60
Half.....	83	at Philadelphia.....	12/27/60
Quarter.....	47	vs. Minneapolis.....	02/27/59

MOST FREE THROWS MADE

Season.....	2,216		1966-67
Game.....	56	at Minneapolis.....	11/28/54
Half.....	32	vs. Syracuse.....	01/30/51
Quarter.....	23	at Chicago.....	01/09/63

MOST FREE THROWS ATTEMPTED

Season.....	2,983		1967-68
Game.....	66	at Minneapolis.....	11/28/54
Half.....	39	at Chicago.....	01/09/63
Quarter.....	30	at Chicago.....	01/09/63

MOST REBOUNDS

Season.....	6,131		1960-61
Game.....	109	vs. Detroit.....	12/24/60
Half.....	65	vs. Cincinnati.....	01/12/62
Quarter.....	35	vs. Minneapolis.....	02/26/60

MOST ASSISTS

Season.....	2,448		1987-88
Game.....	46	vs. Dallas.....	12/18/85
Half.....	26	vs. LA Clippers.....	03/06/87
	26	vs. Dallas.....	12/18/85
	26	vs. Detroit.....	11/03/63
Quarter.....	23	vs. Washington.....	12/11/08

MOST PERSONAL FOULS

Season.....	2,320		1969-70
-------------	-------	--	---------

MOST DISQUALIFICATIONS

Season.....	56		1952-53
-------------	----	--	---------

HIGHEST FIELD GOAL PERCENTAGE

Season521	1987-88
Game679	vs. Golden State

11/21/84

HIGHEST FREE THROW PERCENTAGE

Season832	1989-90
Game	1.000	vs. Miami (35-for-35)

04/12/90

HIGHEST THREE POINT FIELD GOAL PERCENTAGE

Season397	2008-09
Game	1.000	at New Jersey (4-for-4)
	1.000	vs. Philadelphia (4-for-4)

03/25/92

12/04/81

MOST THREE POINT FIELD GOALS MADE

Season	719	2002-03
Game	17	at Portland
	17	at Atlanta

01/03/03

11/17/01

MOST THREE POINT FIELD GOALS ATTEMPTED

Season	1,994	2002-03
Game	38	at Portland

02/13/2003

MOST BLOCKS

Season	594	1980-81
Game	16	at Chicago

01/21/83

MOST STEALS

Season	987	1997-98
Game	21	at Orlando
	21	at Phoenix
	21	at Chicago
	21	vs. LA Lakers

01/10/98

12/30/97

03/26/83

01/18/81

MOST PLAYERS AVERAGING DOUBLE FIGURES

Season8	1979-80
--------------	----------	---------

MOST FIELD GOALS MADE

Boston	72	vs Minneapolis.....	02/27/59
Opposition	69	at Detroit.....	03/09/79

MOST FIELD GOALS ATTEMPTED

Boston	150	vs Philadelphia.....	03/02/60
Opposition	142	at Detroit.....	11/17/59 (Unofficial)

MOST THREE POINT FIELD GOALS MADE

Boston	17	at Portland.....	01/03/03
	17	at Atlanta.....	11/17/01
Opposition	18	at Seattle.....	02/22/04

MOST THREE POINT FIELD GOALS MADE, NO MISSES

Boston	4	at New Jersey.....	03/25/92
	4	vs Philadelphia.....	12/04/81
Opposition	4	at Washington.....	11/03/79

MOST THREE POINT FIELD GOALS ATTEMPTED

Boston	37	at Atlanta.....	11/17/01
Opposition	41	vs. Seattle	12/10/03

MOST FREE THROWS MADE

Boston	56	at Minneapolis.....	11/28/54
Opposition	48	at Phoenix.....	02/19/71
	48	vs. Milwaukee.....	03/08/70 (Unofficial)

MOST FREE THROWS ATTEMPTED

Boston	66	at Minneapolis.....	11/28/54
Opposition	64	at Atlanta.....	02/15/70 (Unofficial)

MOST REBOUNDS

Boston	109	vs. Detroit	12/24/60
Opposition	107	Detroit at New York.....	11/15/60

MOST ASSISTS

Boston	46	vs. Dallas.....	12/18/85
Opposition	49	at San Antonio.....	02/14/79

MOST PERSONAL FOULS

Boston	42	vs. Miami.....	12/04/95 (Unofficial)
Opposition	46	at New York	11/18/87 (Unofficial)

MOST BLOCKS

Boston	16	at Chicago.....	01/21/83
Opposition	17	at Philadelphia.....	04/11/82 (Unofficial)

MOST STEALS

Boston	21	at Orlando	01/10/98
	21	at Phoenix	12/30/97
	21	at Chicago	03/26/83
	21	vs. Lakers	01/18/81
Opposition	20	at Seattle	02/17/96
	20	at Milwaukee	11/07/92 (Unofficial)

MOST TURNOVERS

Boston	40	Portland at Philadelphia	01/05/71
Opposition	37	at New Jersey	10/31/79 (Unofficial)

HIGHEST FG%

Boston	.679	vs. Golden State	11/21/84 (55-for-81)
Opposition	.659	at Denver	02/17/88 (Unofficial) (54-for-82)

HIGHEST FT%

Boston	1.000	at Miami	04/12/13 (13-for-13)
	1.000	at Atlanta	01/25/13 (20-for-20)
	1.000	at Chicago	11/12/12 (16-for-16)
	1.000	vs. LA Lakers	02/09/12 (5-for-5)
	1.000	vs. Charlotte	02/07/12 (8-for-8)
	1.000	vs. Orlando	01/23/12 (19-for-19)
	1.000	vs. Detroit	12/30/11 (19-for-19)
	1.000	at New York	12/15/10 (21-for-21)
	1.000	at Dallas	11/08/10 (7-for-7)
	1.000	at Detroit	11/02/10 (18-for-18)
	1.000	vs. L.A. Clippers	02/04/04 (8 for 8)
	1.000	vs. Miami	04/12/90 (35-for-35)
Opposition	1.000	vs. Orlando	02/01/13 (9-for-9)
	1.000	vs. Toronto	01/23/08 (19-for-19)
	1.000	at Toronto	04/04/06 (28-for-28)
	1.000	at Washington	11/24/01 (16-for-16)
	1.000	at New York	12/21/00 (9-for-9)
	1.000	vs. Miami	03/24/93 (30-for-30)
	1.000	at Utah	12/28/85 (30-for-30)

MOST WINS

Season	68		1972-73
Consecutive	19		11/15/08-12/23/08
Season, At home	40	(1 loss)	1985-86
Consecutive, At home	38	(2 seasons)	12/10/85-11/28/86
Season, On road	32	(8 losses)	1972-73 & 1974-75
Consecutive, On road	13		12/05/64-01/20/65
Best winning percentage	.829	68 wins, 14 losses	1972-73
Consecutive, Start	14		10/22/57-11/27/57

MOST LOSSES

Season	67		1996-97
Consecutive	18		01/07/07-02/14/07
Worst winning percentage	.183	15 wins, 67 losses	1996-97

All records are regular season only, and do not include those games played before the inception of the 24-second shot clock in 1954-55. Due to incomplete information, some records are left as unofficial; in these instances, highest and lowest possibilities are noted based on NBA records (for example, Boston's best 3rd quarter output is listed as 49 but could be as high as 50 or as low as another 49). These extremes are factual due to various research.

FEWEST FIELD GOALS MADE

Boston	22	at Miami	12/27/02
	22	vs. Miami	01/04/02
	22	vs. Cleveland	02/08/95
Opposition	16	vs. Orlando	01/23/12
	17	vs. Miami	03/30/08
	22	vs. Milwaukee	03/13/11

FEWEST FIELD GOALS ATTEMPTED

Boston	59	vs. Milwaukee at Providence	02/27/55
Opposition	53	at Cleveland	11/29/97

FEWEST THREE POINT FIELD GOALS MADE

Boston	0	at Philadelphia	03/07/12
	0	at Orlando	01/22/09
	0	vs. Utah	12/21/05
	0	at Seattle	02/11/03
	0	vs. Atlanta	01/15/03
	0	at Atlanta	03/11/99
	0	at Charlotte	03/09/99
Opposition	0	vs. Philadelphia	12/23/08
	0	vs. Washington	11/02/07
	0	vs. Philadelphia	04/11/07
	0	vs. Cleveland	04/01/07
	0	at Indiana	01/30/07
	0	at Philadelphia	12/13/06
	0	vs. Orlando	11/13/06
	0	at New York	03/29/06
	0	at NO/Oklahoma City	12/07/05
	0	vs. Philadelphia	03/11/01

FEWEST THREE POINT FIELD GOALS ATTEMPTED

Boston	0	vs. Chicago	11/13/93
Opposition	0	at Washington	11/24/01
	0	vs. Cleveland	04/17/98
	0	at New Jersey	03/27/98
	0	vs. Vancouver	01/15/98
	0	at Toronto	12/17/97
	0	at Indiana	11/20/93

FEWEST FREE THROWS MADE

Boston	4	vs. Milwaukee	04/11/08
	4	at Orlando	04/05/98
	4	vs. Seattle	01/09/98
	4	at Philadelphia	01/10/94 (Unofficial)
Opposition	3	vs. New Jersey	11/15/89
	3	vs. Capital at Washington	02/17/74

FEWEST FREE THROWS ATTEMPTED

Boston	5	vs. LA Lakers	02/09/12
	5	vs. Milwaukee	04/11/08
	5	vs. Seattle	01/09/98
Opposition	5	vs. Miami	04/02/03

FEWEST REBOUNDS

Boston	24	vs. Orlando	02/12/06
Opposition	21	at Detroit	12/13/94

FEWEST ASSISTS

Boston	3	vs. Minneapolis at Louisville	11/28/56
Opposition	3	vs. New York	03/28/76
	3	at Baltimore	10/16/63

FEWEST PERSONAL FOULS

Boston	9	at Utah	02/16/87
Opposition	8	vs. San Antonio	04/04/12

FEWEST BLOCKS

Boston	0	at Detroit	11/18/12
	0	at Minnesota	03/27/11
	0	vs. Memphis	03/23/11
	0	at New York	03/21/11
	0	at Miami	11/11/10
	0	vs. Cleveland	10/28/08
	0	vs. San Antonio	02/10/08
	0	at Miami	11/30/07
	0	at New Jersey	04/16/06
	0	at Miami	03/16/06
	0	vs. Miami	03/01/06
	0	vs. Toronto	03/16/05
	0	at Dallas	03/19/04
	0	at Miami	01/20/04
	0	at L.A. Lakers	12/28/03
	0	at Washington	04/06/03
	0	at Indiana	03/19/03
	0	vs. Chicago	10/30/02
	0	at Washington	03/11/02
	0	at Charlotte	12/15/01
Opposition	0	at New York	04/17/12
	0	vs. Detroit	12/30/11
	0	vs. Detroit	04/03/11
	0	vs. New York	02/13/08
	0	at New York	01/21/08
	0	vs. Milwaukee	12/14/07
	0	at Milwaukee	04/13/05
	0	vs. New Jersey	02/02/05
	0	vs. Utah	12/17/04
	0	vs. Orlando	01/07/04
	0	vs. Washington	04/06/03
	0	at Detroit	03/15/03
	0	at Atlanta	11/23/02
	0	vs. Houston	02/01/98
	0	vs. New York	01/26/98
	0	at Charlotte	11/22/95

FEWEST STEALS

Boston	0	at Minnesota	02/02/90
	0	at Detroit	10/26/84
Opposition	0	at Minnesota	02/06/05
	0	vs. Chicago	03/24/76

FEWEST TURNS

Boston	4	at Sacramento	03/20/09
	4	at Seattle	12/27/07
	4	at Golden State	02/18/03
	4	vs. Phoenix	04/02/93
Opposition	4	at Washington	01/25/90

LOWEST FG%

Boston	278	at Miami	12/27/02 (22-for-79)
Opposition	246	vs. Orlando	1/23/12 (16-for-65)

LOWEST FT%

Boston	357	vs. Houston	11/11/94 (5-for-14) [321-Unofficial]
Opposition	316	at Atlanta	01/08/75 (6-for-19)

MEMBERS OF THE NAISMITH MEMORIAL HALL OF FAME

SPRINGFIELD, MA

Ed Macauley.....	Player.....	1960
Andy Phillip.....	College Player.....	1961
John (Honey) Russell.....	Player.....	1964
Walter Brown.....	Contributor.....	1965
Bill Mokray.....	Contributor.....	1965
Alvin (Doggie) Julian.....	Coach.....	1967
Arnold (Red) Auerbach.....	Coach.....	1968
Bob Cousy.....	Player.....	1970
Bill Russell.....	Player.....	1974
Bill Sharman.....	Player.....	1975
Bill Sharman.....	Coach.....	2004
Frank Ramsey.....	Player.....	1981
Sam Jones.....	Player.....	1983
John Havlicek.....	Player.....	1984
Tom Heinsohn.....	Player.....	1985-86
Bob Houbregs.....	Player.....	1986-87
Pete Maravich.....	Player.....	1986-87
Clyde Lovellette.....	Player.....	1987-88
K.C. Jones.....	Player.....	1988-89
Dave Bing.....	Player.....	1989-90
Nate (Tiny) Archibald.....	Player.....	1990-91
Dave Cowens.....	Player.....	1990-91
Bill Walton.....	Player.....	1992-93
Bailey Howell.....	Player.....	1996-97
Larry Bird.....	Player.....	1997-98
Arnie Risen.....	Player.....	1997-98
Kevin McHale.....	Player.....	1998-99
John Thompson.....	Coach.....	1998-99
Wayne Embry.....	Contributor.....	1998-99
Bob McAdoo.....	Player.....	1999-00
Robert Parish.....	Player.....	2002-03
Dave Gavitt.....	Contributor.....	2005-06
Dominique Wilkins.....	Player.....	2005-06
Dennis Johnson.....	Player.....	2009-10
Tom Sanders.....	Player.....	2010-11
Artis Gilmore.....	Player.....	2010-11
Don Nelson.....	Coach.....	2011-12
Don Barksdale.....	Player.....	2011-12

CURT GOWDY MEDIA AWARD

Established by the Hall of Fame's Board of Trustees to single out members of the media for outstanding contribution to basketball.

Curt Gowdy.....	Electronic.....	1990
Johnny Most.....	Electronic.....	1993
Bob Ryan.....	Print.....	1997
Jackie MacMullan.....	Print.....	2010

JOHN BUNN AWARD

Established by the Hall of Fame's Board of Trustees to a figure who has contributed greatly to the game of basketball.

Curt Gowdy.....	1978	Dave Gavitt.....	1987
Red Auerbach.....	1980	Tom Sanders.....	2007
Bob Cousy.....	1983		

CEREMONIES OF RETIRED NUMBERS

1.....Walter Brown.....	Wednesday, October 17, 1964
2.....Red Auerbach.....	Friday, January 4, 1985
3.....Dennis Johnson.....	Friday, December 13, 1991
6.....Bill Russell.....	Sunday, March 12, 1972
10.....Jo Jo White.....	Friday, April 9, 1982
14.....Bob Cousy.....	Wednesday, October 16, 1963; Cousy Day: March 17, 1963
15.....Tom Heinsohn.....	Saturday, October 15, 1966
16.....Tom Sanders.....	January 19, 1973
17.....John Havlicek.....	Wednesday, October 13, 1978
18.....Dave Cowens.....	Sunday, February 8, 1981
19.....Don Nelson.....	1978
21.....Bill Sharman.....	Saturday, October 15, 1966

22...Ed Macauley.....	Wednesday, October 16, 1963
23...Frank Ramsey.....	Fall, 1964
24...Sam Jones.....	Sunday, March 9, 1969
25...K.C. Jones.....	Sunday, February 12, 1967
31...Cedric Maxwell.....	Monday, December 15, 2003
32...Kevin McHale.....	Sunday, January 30, 1994
33...Larry Bird.....	Thursday, February 4, 1993
35...Reggie Lewis.....	Wednesday, March 22, 1995
00...Robert Parish.....	Sunday, January 18, 1998
**...Jim Loscutoff.....	Unavailable

** "Losczy" was retired but his number 18 was kept active (retired in honor of Dave Cowens).

ALL-STAR GAME PLAYERS

PLAYER	TOTAL	YEARS
Bob Cousy.....	13	51, 52, 53, 54, 55, 56, 57, 58, 59, 60, 61, 62, 63
John Havlicek.....	13	66, 67, 68, 69, 70, 71, 72, 73, 74, 75, 76, 77, 78
Larry Bird.....	12	80, 81, 82, 83, 84, 85, 86, 87, 88, 90, 91, 92
Bill Russell.....	12	58, 59, 60, 61, 62, 63, 64, 65, 66, 67, 68, 69
Paul Pierce.....	10	02, 03, 04, 05, 06, 08, 09, 10, 11, 12
Robert Parish.....	9	81, 82, 83, 84, 85, 86, 87, 90, 91
Bill Sharman.....	8	53, 54, 55, 56, 57, 58, 59, 60
Dave Cowens.....	7	72, 73, 74, 75, 76, 77, 78
Kevin McHale.....	7	84, 86, 87, 88, 89, 90, 91
Jojo White.....	7	71, 72, 73, 74, 75, 76, 77
Tom Heinsohn.....	6	57, 61, 62, 63, 64, 65
Ed Macauley.....	6	51, 52, 53, 54, 55, 56
Kevin Garnett.....	5	08, 09, 10, 11, 13
Sam Jones.....	5	62, 64, 65, 66, 68
Rajon Rondo.....	4	10, 11, 12, 13
Ray Allen.....	3	08, 09, 11
Nate Archibald.....	3	80, 81, 82
Antoine Walker.....	3	98, 02, 03
Danny Ainge.....	1	88
Don Barksdale.....	1	53
Bailey Howell.....	1	67
Dennis Johnson.....	1	85
Reggie Lewis.....	1	92
Paul Silas.....	1	75
TOTALS.....	136	

Injured: Bird (91, 92); Cowens (77); Heinsohn (65).
No Celtics: (79, 93, 94, 95, 96, 97, 99, 00, 01, 07).

ALL-STAR SATURDAY (3-POINT SHOOTOUT/ SLAM DUNK TOURNEY/ROOKIE GAME)

PLAYER	TOTAL	YEARS	EVENT
Larry Bird.....	5	86, 87, 88, 90, 92	3-Point Shootout
Paul Pierce.....	3	02, 10, 11	3-Point Shootout
Danny Ainge.....	2	88, 89	3-Point Shootout
Rajon Rondo.....	2	08, 12(Soph)	Rookie Game, Skills Comp.
Ray Allen.....	1	11	3-Point Shootout
Antoine Walker.....	1	03	3-Point Shootout
Dana Barros.....	1	96	3-Point Shootout
Gerald Green.....	1	07	Slam Dunk Tourney
Ricky Davis.....	1	04	Slam Dunk Tourney
Greg Minor.....	1	96	Slam Dunk Tourney
Dee Brown.....	1	91	Slam Dunk Tourney
Tony Allen.....	1	05	Rookie Game
Al Jefferson.....	1	05	Rookie Game
Joe Johnson.....	1	02	Rookie Game
Adrian Griffin.....	1	00	Rookie Game
Paul Pierce.....	1	00	Rookie Game
Chauncey Billups.....	1	98	Rookie Game
Ron Mercer.....	1	98	Rookie Game
Antoine Walker.....	1	97	Rookie Game
Eric Williams.....	1	96	Rookie Game
Eric Montross.....	1	95	Rookie Game
Dino Radja.....	1	94	Rookie Game
Delonte West.....	1	06	(Soph) Rookie Game
Individual Winners: Bird (86, 87, 88), Brown (91), Green (07); Pierce (10).			
Injured: Bird (92).			

COACHES IN LEGENDS GAMES

COACH	TOTAL	YEARS
Bob Cousy.....	2	88, 90
Red Auerbach.....	1	84
Tom Heinsohn.....	1	92
Bill Russell.....	1	86

Note: The NBA discontinued this event after 1993.

LEGENDS IN AT&T SHOOTOUT

PLAYER	TOTAL	YEARS
Nate Archibald.....	1	97
Jojo White.....	1	97

ALL-STAR GAME COACHES

COACH	TOTAL	YEARS	W-L
Red Auerbach.....	11	57, 58, 59, 60, 61, 62, 63, 64, 65, 66, 67	7-4
Tom Heinsohn.....	4	72, 73, 74, 76	2-2
K.C. Jones.....	4	84, 85, 86, 87	2-2
Glenn "Doc" Rivers.....	2	08, 11	1-1
Bill Fitch.....	1	82	1-0
Chris Ford.....	1	91	1-0
TOTALS.....	23		14-9

ALL-STAR GAME MOST VALUABLE PLAYERS

PLAYER	TOTAL	YEARS
Bob Cousy.....	2	54, 57
Nate Archibald.....	1	81
Larry Bird.....	1	82
Dave Cowens.....	1	73
Ed Macauley.....	1	51
Bill Russell.....	1	63
Bill Sharman.....	1	55

ALL-STAR GAMES IN BOSTON

DATE	RESULT	ATTENDANCE
March 2, 1951.....	W/111-94	10,094
February 11, 1952.....	W/108-91	10,211
January 15, 1957.....	W/109-97	11,178
January 14, 1964.....	W/111-107	13,464

PLAYERS IN LEGENDS GAMES

PLAYER	TOTAL	YEARS
Dave Cowens.....	8	86, 87, 88, 89, 90, 91, 92, 93
Dave Bing.....	5	84, 85, 88, 90, 92
John Havlicek.....	5	84, 85, 86, 87, 88
Pete Maravich.....	4	84, 85, 86, 87
Bob Cousy.....	3	85, 86, 87
Bailey Howell.....	3	86, 88, 90
Sam Jones.....	3	84, 87, 91
Nate Archibald.....	2	87, 89
Artis Gilmore.....	2	92, 93
Tom Heinsohn.....	2	84, 85
Tom Sanders.....	2	86, 88
Otis Birdsong.....	1	93
M.L. Carr.....	1	93
Don Chaney.....	1	89
Ed Macauley.....	1	87
Bill Russell.....	1	86
Charlie Scott.....	1	91
Bill Sharman.....	1	84
Paul Silas.....	1	87
Paul Westphal.....	1	89
Jojo White.....	1	92

Note: The NBA discontinued this event after 1993.

COACHES IN ROOKIE GAMES

COACH	TOTAL	YEARS
Red Auerbach.....	1	97

NBA MOST VALUABLE PLAYER

Originated in 1946-47

1956-57	Bob Cousy
1957-58	Bill Russell
1960-61	Bill Russell
1961-62	Bill Russell
1962-63	Bill Russell
1964-65	Bill Russell
1972-73	Dave Cowens
1983-84	Larry Bird
1984-85	Larry Bird
1985-86	Larry Bird

NBA FINALS MOST VALUABLE PLAYER

Originated in 1969

1974	John Havlicek
1976	Jo Jo White
1981	Cedric Maxwell
1984	Larry Bird
1986	Larry Bird
2008	Paul Pierce

NBA EXECUTIVE OF THE YEAR

Originated in 1972-73

1979-80	Red Auerbach
2007-08	Danny Ainge

NBA COACH OF THE YEAR

Originated in 1962-63

1964-65	Red Auerbach
1972-73	Tom Heinsohn
1979-80	Bill Fitch

NBA DEFENSIVE PLAYER OF THE YEAR

Originated in 1982-83

2007-08	Kevin Garnett
---------	---------------

NBA SIXTH MAN OF THE YEAR

Originated in 1982-83

1983-84	Kevin McHale
1984-85	Kevin McHale
1985-86	Bill Walton

NBA ROOKIE OF THE YEAR

Originated in 1952-53

1956-57	Tom Heinsohn
1970-71	Dave Cowens (shared with Portland's Geoff Petrie)
1979-80	Larry Bird

NBA ALL-ROOKIE TEAM

Originated in 1962-63

1962-63	John Havlicek
1969-70	Jo Jo White
1970-71	Dave Cowens
1979-80	Larry Bird
1980-81	Kevin McHale
1988-89	Brian Shaw (2nd)
1990-91	Dee Brown (1st)
1991-92	Rick Fox (2nd)
1993-94	Dino Radja (2nd)
1994-95	Eric Montross (2nd)
1996-97	Antoine Walker (1st)
1997-98	Ron Mercer (1st)
1998-99	Paul Pierce (1st)
2002-03	J.R. Bremer (3rd)
2004-05	Al Jefferson (2nd)
2005-06	Ryan Gomes (2nd)
2006-07	Rajon Rondo (2nd)

ALL-NBA TEAMS

Originated in 1946-47

BY PLAYER:

PLAYER	1ST	2ND	3RD	TOTAL
Bob Cousy	10	2	0	12
John Havlicek	4	7	0	11
Bill Russell	3	8	0	11
Larry Bird	9	1	0	10
Bill Sharman	4	3	0	7
Ed Macauley	3	1	0	4
Paul Pierce	0	1	3	4
Tom Heinsohn	0	4	0	4
Dave Cowens	0	3	0	3
Sam Jones	0	3	0	3
JoJo White	0	2	0	2
Robert Parish	0	1	1	2
Kevin Garnett	1	0	0	1
Kevin McHale	1	0	0	1
Ed Sadowski	1	0	0	1
Nate Archibald	0	1	0	1
Rajon Rondo	0	0	1	1

BY SEASON:

1947-48	Ed Sadowski (1st)
1950-51	Ed Macauley (1st)
1951-52	Ed Macauley (1st); Bob Cousy (1st)
1952-53	Ed Macauley (1st); Bob Cousy (1st); Bill Sharman (2nd)
1953-54	Bob Cousy (1st); Ed Macauley (2nd)
1954-55	Bob Cousy (1st); Bill Sharman (2nd)
1955-56	Bob Cousy (1st); Bill Sharman (1st)
1956-57	Bob Cousy (1st); Bill Sharman (1st)
1957-58	Bob Cousy (1st); Bill Sharman (1st); Bill Russell (2nd)
1958-59	Bob Cousy (1st); Bill Sharman (1st); Bill Russell (1st)
1959-60	Bob Cousy (1st); Bill Sharman (1st); Bill Russell (2nd)
1960-61	Bob Cousy (1st); Bill Russell (2nd); Tom Heinsohn (2nd)
1961-62	Bob Cousy (2nd); Bill Russell (2nd); Tom Heinsohn (2nd)
1962-63	Bill Russell (1st); Bob Cousy (2nd); Tom Heinsohn (2nd)
1963-64	Bill Russell (2nd); Tom Heinsohn (2nd); John Havlicek (2nd)
1964-65	Bill Russell (1st); Sam Jones (2nd)
1965-66	Bill Russell (2nd); John Havlicek (2nd); Sam Jones (2nd)
1966-67	Bill Russell (2nd); Sam Jones (2nd)
1967-68	Bill Russell (2nd); John Havlicek (2nd)
1968-69	John Havlicek (2nd)
1969-70	John Havlicek (2nd)
1970-71	John Havlicek (1st)
1971-72	John Havlicek (1st)
1972-73	John Havlicek (1st); Dave Cowens (2nd)
1973-74	John Havlicek (1st)
1974-75	John Havlicek (2nd); Dave Cowens (2nd); JoJo White (2nd)
1975-76	John Havlicek (2nd); Dave Cowens (2nd)
1976-77	JoJo White (2nd)
1979-80	Larry Bird (1st)
1980-81	Larry Bird (1st); Nate Archibald (2nd)
1981-82	Larry Bird (1st); Robert Parish (2nd)
1982-83	Larry Bird (1st)
1983-84	Larry Bird (1st)
1984-85	Larry Bird (1st)
1985-86	Larry Bird (1st)
1986-87	Larry Bird (1st); Kevin McHale (1st)
1987-88	Larry Bird (1st)
1988-89	Robert Parish (3rd)
1989-90	Larry Bird (2nd)
2001-02	Paul Pierce (3rd)
2002-03	Paul Pierce (3rd)
2007-08	Kevin Garnett (1st); Paul Pierce (3rd)
2008-09	Paul Pierce (2nd)
2011-12	Rajon Rondo (3rd)

NBA ALL-DEFENSIVE TEAM

1968-69.....	Bill Russell (1st); John Havlicek (2d); Tom Sanders (2d)
1969-70.....	John Havlicek (2d)
1970-71.....	John Havlicek (2d)
1971-72.....	John Havlicek (1st); Don Chaney (2d)
1972-73.....	John Havlicek (1st); Don Chaney (2d); Paul Silas (2d)
1973-74.....	John Havlicek (1st); Don Chaney (2d)
1974-75.....	John Havlicek (1st); Paul Silas (1st); Don Chaney (2d); Dave Cowens (2d)
1975-76.....	Dave Cowens (1st); John Havlicek (1st); Paul Silas (1st)
1979-80.....	Dave Cowens (2d)
1981-82.....	Larry Bird (2d)
1982-83.....	Larry Bird (2d); Kevin McHale (2d)
1983-84.....	Larry Bird (2d); Dennis Johnson (2d); Dennis Johnson (2d)
1984-85.....	Dennis Johnson (2d)
1985-86.....	Kevin McHale (1st); Dennis Johnson (2d)
1986-87.....	Kevin McHale (1st); Dennis Johnson (1st)
1987-88.....	Kevin McHale (1st)
1988-89.....	Kevin McHale (2d)
1989-90.....	Kevin McHale (2d)
2007-08.....	Kevin Garnett (1st)
2008-09.....	Kevin Garnett (1st); Rajon Rondo (2nd)
2009-10.....	Rajon Rondo (1st)
2010-11.....	Rajon Rondo, Kevin Garnett (1st)
2011-12.....	Rajon Rondo, Kevin Garnett (2nd)
2012-13.....	Avery Bradley (2nd)

COMCAST SPORTSNET/SIERRA MIST SIXTH STAR

1987-88.....	Dirk Minniefeld
1988-89.....	Reggie Lewis
1989-90.....	Joe Kleine
1990-91.....	Kevin Gamble
1991-92.....	Ed Pinckney
1992-93.....	Xavier McDaniel
1993-94.....	Dino Radja
1994-95.....	Eric Montross
1995-96.....	David Wesley
1996-97.....	David Wesley
1997-98.....	Ron Mercer
1998-99.....	Paul Pierce
1999-00.....	Adrian Griffin
2000-01.....	Bryant Stith
2001-02.....	Erick Strickland
2002-03.....	Walter McCarty
2003-04.....	Mark Blount
2004-05.....	Ricky Davis
2005-06.....	Delonte West
2006-07.....	Al Jefferson
2007-08.....	Rajon Rondo
2008-09.....	Leon Powe
2009-10.....	Tony Allen

CELTICS ON NBA'S 25TH ANNIVERSARY TEAM

Coach.....	Red Auerbach
Players.....	Bob Cousy, Bill Russell, Bill Sharman, Sam Jones

CELTICS ON NBA'S 35TH ANNIVERSARY TEAM

Coach.....	Red Auerbach
Players.....	Bob Cousy, John Havlicek, Bill Russell

CELTICS AMONG NBA'S 50 GREATEST PLAYERS TEAM

Nate Archibald	John Havlicek	Robert Parish
Dave Bing	Sam Jones	Bill Russell
Larry Bird	Pete Maravich	Bill Sharman
Bob Cousy	Kevin McHale	Bill Walton
Dave Cowens		

CELTICS AMONG NBA'S 10 BEST COACHES OF ALL-TIME

Red Auerbach	Bill Fitch	Don Nelson
--------------	------------	------------

BCSF COMMUNITY ALL-STAR AWARD

2007.....	Ryan Gomes
2008.....	Rajon Rondo
2009.....	Bill Walker
2010.....	Ray Allen

NBA PLAYER OF THE WEEK

03/03/80.....	Larry Bird
12/01/80.....	Robert Parish
01/12/81.....	Nate Archibald
12/28/81.....	Larry Bird
01/17/82.....	Larry Bird
03/22/82.....	Robert Parish
11/29/82.....	Larry Bird
12/13/82.....	Larry Bird
04/04/83.....	Larry Bird
02/20/84.....	Larry Bird
03/12/84.....	Larry Bird
03/18/85.....	Larry Bird
12/02/85.....	Larry Bird
01/20/86.....	Larry Bird
02/17/86.....	Larry Bird
03/17/86.....	Larry Bird
11/17/86.....	Robert Parish
01/05/87.....	Larry Bird
11/16/87.....	Larry Bird
12/19/88.....	Robert Parish
04/13/92.....	Reggie Lewis
03/19/01.....	Paul Pierce
12/02/01.....	Paul Pierce
04/07/02.....	Paul Pierce
12/02/02.....	Paul Pierce
12/09/02.....	Antoine Walker
01/13/03.....	Antoine Walker
01/20/03.....	Paul Pierce
12/08/03.....	Paul Pierce
01/05/04.....	Paul Pierce
02/06/05.....	Paul Pierce
03/13/05.....	Paul Pierce
03/12/06.....	Al Jefferson
03/04/07.....	Kevin Garnett
11/11/07.....	Paul Pierce
12/16/07.....	Paul Pierce
12/30/07.....	Paul Pierce
03/23/08.....	Kevin Garnett
04/13/08.....	Kevin Garnett
03/22/10.....	Paul Pierce
10/31/10.....	Rajon Rondo
12/14/10.....	Paul Pierce
03/06/11.....	Paul Pierce
02/05/12.....	Paul Pierce
04/01/12.....	Paul Pierce
04/15/12.....	Kevin Garnett

NBA PLAYER OF THE MONTH

02/80.....	Larry Bird
01/82.....	Larry Bird
11/82.....	Larry Bird
12/84.....	Larry Bird
03/85.....	Larry Bird
02/86.....	Larry Bird
03/86.....	Larry Bird
03/01.....	Paul Pierce
01/02.....	Paul Pierce & Antoine Walker
03/12.....	Paul Pierce

NBA ROOKIE OF THE MONTH

11/93.....	Dino Radja
02/99.....	Paul Pierce
11/99.....	Adrian Griffin*

*Co-Rookie of the Month with LA Clippers Lamar Odom

NBA COACH OF THE MONTH

01/84, 03/86.....	K.C. Jones
04/90.....	Jimmy Rodgers
04/92.....	Chris Ford
11/07, 03/08, 04/08, 11/08, 04/09, 11/10.....	Glenn "Doc" Rivers

RED AUERBACH AWARD

2006.....	Paul Pierce
2007.....	Al Jefferson
2008.....	Kevin Garnett
2009.....	Ray Allen
2010.....	Rajon Rondo
2011.....	Glenn "Doc" Rivers
2012.....	Kevin Garnett
2013.....	Paul Pierce

CHUCK DALY LIFETIME ACHIEVEMENT AWARD

2009.....	Tom Heinsohn
-----------	--------------

FOUR-POINT PLAYS

BOSTON:

PLAYER	OPPONENT	DATE
Chris Ford	vs. Cleveland	11/22/80
Scott Wedman	at LA Lakers	(Playoffs) 06/07/85
Dennis Johnson	at Milwaukee	(Playoffs) 05/08/87
John Bagley	vs. Indiana	(Playoffs) 04/25/92
Tony Harris	at New York	03/19/94
Blue Edwards	at Detroit	12/30/94
Todd Day	vs. Minnesota	12/22/95
David Wesley	at Chicago	04/01/97
Paul Pierce	vs. Atlanta	01/23/01
Paul Pierce	at Phoenix	03/15/01
Paul Pierce	vs. LA Lakers	03/02/05
Allan Ray	vs. Miami	04/06/07
James Posey	vs. Phoenix	03/26/08
Ray Allen	at Washington	12/11/08
Ray Allen	at Denver	02/23/09
Ray Allen	vs. Indiana	02/27/09
Eddie House	vs. Orlando	(Playoffs) 05/06/09
Ray Allen	vs. Chicago	11/05/10
Ray Allen	vs. Utah	01/21/11
Ray Allen	at Miami	04/10/11
Sasha Pavlovic	vs. New York	04/13/11
Ray Allen	vs. Memphis	02/05/12

OPPONENT:

PLAYER	OPPONENT	DATE
Eric Floyd	Golden State at Boston	11/21/86
Sarunas Marciulionis	Golden State at Golden State	02/23/90
John Paxson	Chicago at Boston	03/31/91
John Starks	New York at Boston	04/08/92
Hubert Davis	New York at Boston	11/05/93
Todd Day	Milwaukee at Boston	03/03/95
Allan Houston	New York at Boston	02/26/99
Peja Stojakovic	Indiana at Boston	03/03/06
Bobby Jones	Denver at Boston	11/08/07
Matt Carroll	Charlotte at Boston	02/29/08
Andres Nocioni	Chicago at Boston	12/19/08
Nate Robinson	New York at Boston	02/06/09
Jamal Crawford	Boston at Atlanta	01/08/10
Jason Terry	Boston at Dallas	11/08/10
Chauncey Billups	Boston at New York	03/21/11
Jason Terry	Dallas at Boston	01/11/12
Alan Anderson	Boston at Toronto	04/13/12
Steve Novak	Boston at New York	04/17/12

GAMES ON ST. PATRICK'S DAY (22-11)

DATE	OPPONENT	OUTCOME	SCORE
3/17/63	vs. Syracuse	W	125-116
3/17/64	vs. New York	W	127-121
3/17/65	at New York	L	114-119
3/17/66	at Detroit	W	128-103
3/17/68	vs. Baltimore	L	139-147
3/17/70	at San Diego	L	117-125
3/17/72	vs. Philadelphia (at Hershey)	W	127-111
3/17/74	vs. Capital	W	129-103
3/17/77	at Milwaukee	L	91-100
3/17/78	vs. Phoenix	W	115-108
3/17/80	at New Jersey	W	117-92
3/17/81	at Washington	W	112-91
3/17/82	vs. Atlanta	W	113-109
3/17/84	at Atlanta	W	103-88
3/17/85	vs. Houston	W	134-120
3/17/87	at Milwaukee	L	115-123
3/17/89	at Detroit	L	98-106
3/17/91	vs. Philadelphia	W	110-105
3/17/92	at Milwaukee	L	106-127
3/17/95	at Los Angeles Lakers	W	118-92
3/17/96	vs. New Jersey*	W	107-106
3/17/97	vs. Milwaukee	W	126-117
3/17/98	at Dallas	L	93-99
3/17/99	vs. Los Angeles Clippers	W	118-84
3/17/00	at Atlanta	W	114-90
3/17/04	vs. Denver	W	104-100
3/17/06	at Orlando	L	77-84
3/17/07	at San Antonio	W	91-85
3/17/08	at San Antonio	W	93-91
3/17/09	at Chicago	L	121-127
3/17/10	vs. New York	W	109-97
3/17/12	at Denver	L	91-98

GAMES

1. John Havlicek.....	1,270
2. Robert Parish.....	1,106
3. Paul Pierce.....	1,102
4. Kevin McHale.....	971
5. Bill Russell.....	963
6. Bob Cousy.....	917
7. Tom Sanders.....	916
8. Larry Bird.....	897
9. Don Nelson.....	872
10. Sam Jones.....	871

MINUTES

1. John Havlicek.....	46,471
2. Bill Russell.....	40,726
3. Paul Pierce.....	40,329
4. Robert Parish.....	34,977
5. Larry Bird.....	34,443
6. Bob Cousy.....	30,131
7. Kevin McHale.....	30,118
8. Dave Cowens.....	28,551
9. Jojo White.....	26,770
10. Sam Jones.....	24,285

FG MADE

1. John Havlicek.....	10,513
2. Larry Bird.....	8,591
3. Paul Pierce.....	7,876
4. Robert Parish.....	7,483
5. Kevin McHale.....	6,830
6. Sam Jones.....	6,271
7. Bob Cousy.....	6,167
8. Bill Russell.....	5,687
9. Jojo White.....	5,648
10. Dave Cowens.....	5,608

FG ATTEMPTS

1. John Havlicek.....	23,930
2. Paul Pierce.....	17,630
3. Larry Bird.....	17,334
4. Bob Cousy.....	16,465
5. Sam Jones.....	13,745
6. Robert Parish.....	13,558
7. Bill Russell.....	12,930
8. Jojo White.....	12,782
9. Kevin McHale.....	12,334
10. Dave Cowens.....	12,193

FG % (2,000 ATTEMPTS)

1. Kendrick Perkins.....	565 (1,164-2,062)
2. Cedric Maxwell.....	559 (2,786-4,984)
3. Kevin McHale.....	554 (6,830-12,334)
4. Robert Parish.....	552 (7,483-13,558)
5. Kevin Garnett.....	520 (2,576-4,951)
6. Kevin Gamble.....	518 (2,067-3,988)
7. Rick Robey.....	510 (1,144-2,241)
8. Dino Radja.....	497 (1,516-3,052)
9. Larry Bird.....	496 (8,591-17,334)
10. Gerald Henderson.....	489 (1,467-3,002)

3-POINT FG %

(Ranked by %, with a minimum of 400 attempts)

1. Eddie House.....	325-of-787 .413
2. Ray Allen.....	798-of-1949 .409
3. Dana Barros.....	416-of-1023 .407
4. David Wesley.....	281-of-724 .388
5. Danny Ainge.....	348-of-901 .386
6. Tony Delk.....	180-of-476 .378
7. Larry Bird.....	649-of-1727 .376
8. Delonte West.....	185-of-496 .373
9. Paul Pierce.....	1823-of-4928 .370
10. Raef LaFrentz.....	202-of-551 .367

FT MADE

1. Paul Pierce.....	6,434
2. John Havlicek.....	5,369
3. Bob Cousy.....	4,621
4. Larry Bird.....	3,960
5. Kevin McHale.....	3,634
6. Robert Parish.....	3,279
7. Bill Russell.....	3,148
8. Bill Sharman.....	3,047
9. Sam Jones.....	2,869
10. Cedric Maxwell.....	2,738

FT ATTEMPTS

1. Paul Pierce.....	7,979
2. John Havlicek.....	6,589
3. Bob Cousy.....	5,753
4. Bill Russell.....	5,614
5. Kevin McHale.....	4,554
6. Robert Parish.....	4,491
7. Larry Bird.....	4,471
8. Sam Jones.....	3,572
9. Ed Macauley.....	3,518
10. Cedric Maxwell.....	3,496

FT % (1,500 ATTEMPTS)

1. Larry Bird.....	886 (3,960-4,471)
2. Bill Sharman.....	883 (3,047-3,451)
3. Larry Siegfried.....	855 (1,500-1,755)
4. Dennis Johnson.....	840 (1,527-1,817)
5. Jojo White.....	833 (1,892-2,270)
6. Reggie Lewis.....	824 (1,479-1,794)
7. John Havlicek.....	815 (5,369-6,589)
8. Paul Pierce.....	806 (6,434-7,979)
9. Frank Ramsey.....	804 (2,480-3,083)
10. Bob Cousy.....	803 (4,621-5,753)
Sam Jones.....	803 (2,869-3,572)

AVG POINTS (3 YRS. MIN.)

1. Larry Bird.....	24.3
2. Paul Pierce.....	21.8
3. John Havlicek.....	20.8
4. Antoine Walker.....	20.6
5. Ed Macauley.....	18.9
6. Tom Heinsohn.....	18.6
7. Bob Cousy.....	18.5
8. Jojo White.....	18.3
9. Dave Cowens.....	18.2
10. Bill Sharman.....	18.1

POINTS

1. John Havlicek.....	26,395
2. Paul Pierce.....	24,021
3. Larry Bird.....	21,791
4. Robert Parish.....	18,245
5. Kevin McHale.....	17,335
6. Bob Cousy.....	16,955
7. Sam Jones.....	15,411
8. Bill Russell.....	14,522
9. Dave Cowens.....	13,192
10. Jojo White.....	13,188

ASSISTS

1. Bob Cousy.....	6,945
2. John Havlicek.....	6,114
3. Larry Bird.....	5,695
4. Paul Pierce.....	4,305
5. Bill Russell.....	4,100
6. Rajon Rondo.....	3,944
7. Jojo White.....	3,686
8. Dennis Johnson.....	3,486
9. K.C. Jones.....	2,904
10. Dave Cowens.....	2,828

REBOUNDS

1. Bill Russell.....	21,620
2. Robert Parish.....	11,051
3. Dave Cowens.....	10,170
4. Larry Bird.....	8,974
5. John Havlicek.....	8,007
6. Kevin McHale.....	7,122
7. Paul Pierce.....	6,651
8. Tom Sanders.....	5,798
9. Tom Heinsohn.....	5,749
10. Antoine Walker.....	4,782

PERSONAL FOULS

1. John Havlicek.....	3,281
2. Paul Pierce.....	3,126
3. Robert Parish.....	3,125
4. Tom Sanders.....	3,044
5. Dave Cowens.....	2,783
6. Kevin McHale.....	2,758
7. Bill Russell.....	2,592
8. Tom Heinsohn.....	2,454
9. Larry Bird.....	2,279
10. Bob Cousy.....	2,231

DISQUALIFICATIONS

1. Tom Sanders.....	94
2. Frank Ramsey.....	87
3. Dave Cowens.....	86
4. Tom Heinsohn.....	58
5. Robert Parish.....	53
6. Bob Brannum.....	42
7. Don Chaney.....	40
Jim Loscutoff.....	40
9. Cedric Maxwell.....	32
10. Bob Donham.....	31

LARRY BIRD (69)

SEASON	NO.	TEAM	SITE	DATE	REB	AST	PTS	SCORE
1979-80	1	Detroit	Home	11/14	19	10	23	115-111
1980-81	6	* Phoenix	Away	12/30	10	10	27	116-97
		* San Diego	Away	01/01	13	10	13	88-85
		Utah	Home	01/21	10	10	20	117-87
		Indiana	Away	03/06	10	10	28	104-110
		New York	Away	03/24	13	10	16	118-116
		x Chicago	Away	04/10	17	10	24	113-107
1981-82	5	* New Jersey	Away	01/11	14	10	25	112-94
		* Atlanta	Home	01/13	19	15	28	116-95
		Seattle	Away	02/21	12	14	22	100-103
		x Philadelphia	Home	05/09	15	10	24	121-81
		x Philadelphia	Away	05/15	13	11	15	113-121
1982-83	4	Detroit	Away	12/04	16	12	30	119-112
		Utah	Away	01/01	15	11	14	127-112
		San Antonio	Away	01/07	12	10	25	116-113
		Washington	Away (OT)	04/02	10	12	34	121-117
1983-84	8	Denver	Away	11/15	11	10	28	140-124
		New York	Away (2OT)	11/22	11	11	16	113-117
		San Antonio	Home	11/30	14	13	23	130-106
		Philadelphia	Home	12/04	11	13	22	114-121
		Houston	Home	02/10	14	12	17	114-101
		Seattle	Away	02/17	13	13	30	111-100
		Chicago	Home	04/08	10	10	30	117-110
		x New York	Home	05/13	12	10	39	121-104
1984-85	8	* Phoenix	Away	12/26	11	10	34	119-114
		* LA Clippers	Away	12/27	13	13	13	118-103
		* San Antonio	Away	12/29	15	10	18	120-112
		New York	Away	01/07	10	10	26	108-97
		Utah	Away	02/18	12	10	30	110-94
		* Detroit	Home	03/03	15	10	30	138-129
		* New York	Away	03/05	19	10	20	110-102
		Milwaukee	Home	03/20	13	11	10	107-105
1985-86	13	New Jersey	Away (OT)	10/25	12	10	21	109-113
		New York	Away	11/23	10	10	18	113-104
		* Seattle	Away	02/13	15	11	31	107-98
		* Portland	Away (OT)	02/14	14	11	47	120-119
		Golden State	Away	02/19	12	11	36	115-100
		* Indiana	Home	02/23	11	12	30	113-98
		* New York	Away	02/25	18	13	24	91-74
		LA Clippers	Home	02/28	13	12	20	124-108
		Detroit	Home	04/02	11	13	29	122-106
		Philadelphia	Away	04/06	10	10	18	94-95
		x Milwaukee	Away	05/17	16	13	19	111-107
		x Houston	Away	06/01	15	11	25	104-106
		x Houston	Home	06/08	11	12	29	114-97
1986-87	6	Atlanta	Away (OT)	02/03	15	14	26	123-126
		Dallas	Away	02/18	12	11	16	113-96
		Philadelphia	Home	03/29	13	12	17	118-100
		Washington	Home	04/01	17	15	30	103-86
		Philadelphia	Away (OT)	04/05	10	12	39	104-106
		x Milwaukee	Home	05/19	16	11	18	104-91
1987-88	2	San Antonio	Away	02/10	17	10	39	136-120
		Milwaukee	Home	04/13	10	10	26	123-104

SEASON	NO.	TEAM	SITE	DATE	REB	AST	PTS	SCORE
LARRY BIRD (CONTINUED)								
1989-90	11	New Jersey	Home	11/15	15	10	12	126-92
		Charlotte	Away	12/05	13	11	11	114-101
		Denver	Home	12/08	12	12	24	102-103
		Seattle	Home	12/13	11	10	40	109-97
		Sacramento	Away (OT)	12/27	11	10	37	115-112
		Orlando	Away	01/17	10	10	14	133-111
	*	New Jersey	Home	03/18	18	11	29	122-106
	*	Cleveland	Home	03/21	10	16	25	123-114
		Cleveland	Away	04/06	15	10	11	109-104
		New York	Home	04/15	17	13	17	101-94
	x	New York	Home	04/26	18	10	24	116-105
1990-91	4	Miami	Home	11/26	14	11	21	118-101
		Atlanta	Home	12/23	10	10	14	132-104
		LA Lakers	Away	02/15	11	11	11	98-85
	x	Indiana	Home	04/26	12	12	21	127-120
1991-92	1	Portland	Home (2OT)	03/15	14	12	49	152-148
RAJON RONDO (28)								
2008-09	5	Indiana	Home	12/03	13	17	16	114-96
		Dallas	Away	02/12	15	14	19	99-92
	x	Chicago	Home	04/20	12	16	19	118-115
	x	Chicago	Away (OT)	04/28	11	11	25	106-109
	x	Orlando	Home	05/06	11	18	15	112-94
2009-10	4	Toronto	Away	01/10	10	13	22	114-107
		Denver	Home	03/24	11	15	11	113-99
	x	Cleveland	Home	05/09	18	13	29	97-87
	x	Los Angeles	Away	06/06	12	10	19	103-94
2010-11	4	New York	Home	10/29	10	24	10	105-101
		San Antonio	Home	01/05	10	23	12	105-103
		Miami	Home	02/13	10	10	11	85-82
	x	New York	Away	04/22	11	20	15	113-96
2011-12	10	Washington	Away	01/01	11	14	18	94-86
		Chicago	Home	02/12	10	15	32	95-91
		Milwaukee	Home	02/29	11	10	15	102-96
		New York	Home	03/04	17	20	18	115-111
		Miami	Home	04/01	11	14	16	91-72
		Atlanta	Home	04/11	10	20	10	88-86
	x	Atlanta	Home	05/04	14	12	17	90-84
	x	Philadelphia	Home	05/12	12	17	13	92-91
	x	Philadelphia	Home	05/26	10	10	18	85-75
	x	Miami	Away	06/09	10	14	22	88-101
2012-13	5	Philadelphia	Away	12/07	13	14	16	94-95
		Atlanta	Away	01/05	11	10	14	89-81
		Charlotte	Home	01/14	10	12	17	100-89
		New York	Home	01/24	10	11	23	86-89
		Atlanta	Away	01/25	10	11	16	111-123
ANTOINE WALKER (13)								
1996-97	2	* Charlotte	Home	04/16	10	10	23	108-102
		* Philadelphia	Away	04/18	12	13	23	119-113
1997-98	1	Houston	Home	02/01	14	10	27	107-96
1999-00	1	Milwaukee	Home	03/08	19	10	30	112-101
2000-01	5	Indiana	Home	12/08	10	12	16	91-104
		Charlotte	Home	12/16	11	10	20	87-99
		Minnesota	Away	01/15	12	12	20	107-102
		LA Clippers	Away	01/18	11	10	29	82-79
		Chicago	Away	03/29	11	11	23	106-104
2001-02	2	Denver	Away	02/12	12	14	30	110-93
		LA Lakers	Away	02/19	14	10	30	109-108
2002-03	2	Atlanta	Home	11/22	11	10	27	105-98
		Cleveland	Home	12/13	11	10	33	115-100

SEASON	NO.	TEAM	SITE	DATE	REB	AST	PTS.....	SCORE
PAUL PIERCE (10)								
2002-03	2	Orlando	Home	01/26	13	13	27	91-83
		x New Jersey	Away	05/07	10	11	32	95-104
2003-04	1	Milwaukee	Home	11/25	10	10	26	106-96
2004-05	2	New Orleans	Home	01/03	10	10	19	108-90
		New Jersey	Home	02/02	10	10	28	110-89
2005-06	1	Philadelphia	Home	03/08	12	10	31	104-101
2010-11	1	Indiana	Home	12/19	10	12	19	99-88
2012-13	3	Miami	Home	01/27	13	10	17	100-98
		Denver	Home	02/10	14	14	27	118-114
		Atlanta	Home	03/29	10	10	20	118-107

ROBERT PARISH (1)								
1986-87	1	Philadelphia	Home	03/29	10	10	14	118-100

DENNIS JOHNSON (1)								
1987-88	1	x New York	Away	05/06	10	12	19	102-94

KEVIN GAMBLE (1)								
1992-93	1	Golden State	Away	02/16	11	10	23	114-88

RYAN GOMES (1)								
2006-07	1	Charlotte	Home	11/08	12	10	10	110-108 (OT)
x-Playoffs			*Consecutive Games		Officially recognized as an NBA stat starting with the 1979-80 season.			



HOME OPENERS (44-22)

11/05/46.....	Chicago 57, Celtics 55
11/14/47.....	Philadelphia 79, Celtics 74 (OT)
11/07/48.....	Celtics 85, Philadelphia 77
11/10/49.....	Minneapolis 98, Celtics 84

11/09/50.....	Celtics 76, Minneapolis 71
11/04/51.....	Celtics 97, Indianapolis 65 *
11/08/52.....	Celtics 106, Syracuse 83
11/01/53.....	Minneapolis 84, Celtics 79 *
11/06/54.....	Celtics 107, Syracuse 84 *
11/05/55.....	Celtics 98, Philadelphia 87 *
11/03/56.....	New York 113, Celtics 107
11/02/57.....	Celtics 107, Syracuse 83
11/01/58.....	Celtics 112, Detroit 98
10/17/59.....	Celtics 129, Cincinnati 125 *

10/22/60.....	Celtics 118, Detroit 116 *
10/21/61.....	Celtics 137, Detroit 102 *
10/20/62.....	Celtics 149, New York 116 *
10/26/63.....	Celtics 123, Baltimore 108
10/17/64.....	Celtics 112, Detroit 81 *
10/16/65.....	Celtics 102, Cincinnati 98 *
10/15/66.....	Celtics 121, San Francisco 113 *
10/14/67.....	Celtics 105, Chicago 90 *
10/23/68.....	Celtics 108, Cincinnati 101
10/17/69.....	Cincinnati 110, Celtics 108 *

10/21/70.....	Detroit 121, Celtics 118
10/15/71.....	Golden State 97, Celtics 75 *
10/13/72.....	Celtics 112, Los Angeles 104
10/12/73.....	Celtics 118, Buffalo 112 *
10/18/74.....	Buffalo 126, Celtics 119 *
10/24/75.....	Celtics 109, Houston 94 *
11/05/76.....	Washington 107, Celtics 104
11/02/77.....	Cleveland 104, Celtics 101
10/15/78.....	Cleveland 115, Celtics 101 *
10/12/79.....	Celtics 114, Houston 108 *

10/10/80.....	Celtics 130, Cleveland 103 *
10/30/81.....	Celtics 124, Washington 100 *
11/03/82.....	Celtics 111, Indiana 104
11/02/83.....	Celtics 119, Milwaukee 105
10/31/84.....	Celtics 116, New Jersey 105
10/30/85.....	Celtics 117, Milwaukee 106
10/31/86.....	Celtics 120, Washington 102 *
11/06/87.....	Celtics 125, Milwaukee 108 *
11/04/88.....	Celtics 122, New York 115 (OT) *
11/03/89.....	Celtics 127, Milwaukee 114

11/02/90.....	Celtics 125, Cleveland 101 *
11/01/91.....	Celtics 111, Charlotte 108 *
11/06/92.....	Celtics 113, Minnesota 92 *
11/05/93.....	New York 111, Celtics 108 *
11/04/94.....	New York 120, Celtics 107 *
11/03/95.....	Milwaukee 101, Celtics 100 *
11/01/96.....	Chicago 107, Celtics 98 *
10/31/97.....	Celtics 92, Chicago 85 *
02/05/99.....	Toronto 103, Celtics 92 *
11/03/99.....	Celtics 112, Washington 101

11/01/00.....	Celtics 103, Detroit 83 *
10/31/01.....	New Jersey 95, Celtics 92 *
10/30/02.....	Chicago 99, Celtics 96 *
10/29/03.....	Celtics 88, Miami 75 *
11/03/04.....	Philadelphia 98, Celtics 95 *
11/02/05.....	Celtics 114, New York 100 (OT) *
11/01/06.....	NO/Okla. City 91, Celtics 87 *
11/02/07.....	Washington 83, Celtics 103 *
11/28/08.....	Cleveland 85, Celtics 90
10/28/09.....	Celtics 92, Charlotte 59
10/26/10.....	Celtics 88, Miami 80 *
12/30/11.....	Celtics 96, Detroit 85
11/02/12.....	Milwaukee 99, Celtics 88

ROAD OPENERS (30-36)

11/02/46.....	Providence 59, Celtics 53 *
11/13/47.....	Baltimore 85, Celtics 74 *
11/04/48.....	Philadelphia 94, Celtics 73 *
11/03/49.....	Sheboygan 98, Celtics 83 *

11/01/50.....	Fort Wayne 107, Celtics 84 *
11/15/51.....	Syracuse 97, Celtics 95
10/31/52.....	Celtics 83, Indianapolis 68 *
11/05/53.....	Fort Wayne 83, Celtics 79
10/30/54.....	Rochester 98, Celtics 95
11/12/55.....	New York 96, Celtics 95
10/27/56.....	Celtics 115, New York 112 *
10/22/57.....	Celtics 115, St. Louis 90 *
10/25/58.....	New York 127, Celtics 125 (OT) *
10/24/59.....	Celtics 121, Syracuse 109

10/28/60.....	Celtics 110, New York 101
11/03/61.....	Celtics 112, Philadelphia 98
10/26/62.....	Celtics 133, New York 108
10/16/63.....	Celtics 109, Baltimore 95 *
10/25/64.....	Celtics 112, Baltimore 100
10/23/65.....	St. Louis 120, Celtics 100
10/22/66.....	Celtics 126, New York 97
10/21/67.....	Celtics 125, Baltimore 109
10/18/68.....	Celtics 106, Detroit 88 *
10/18/69.....	Baltimore 124, Celtics 117

10/13/70.....	New York 114, Celtics 107 *
10/22/71.....	Celtics 115, Atlanta 108
10/17/72.....	Celtics 121, Detroit 108 *
10/13/73.....	Celtics 111, Philadelphia 106
10/19/74.....	Celtics 113, Buffalo 95
11/01/75.....	Chicago 84, Celtics 82
10/21/76.....	Celtics 129, Indiana 122 (OT) *
10/19/77.....	San Antonio 114, Celtics 109 *
10/18/78.....	Celtics 116, Atlanta 99
10/13/79.....	Celtics 139, Cleveland 117

10/14/80.....	Atlanta 122, Celtics 116
10/31/81.....	Milwaukee 119, Celtics 103
10/29/82.....	Celtics 104, Cleveland 93 *
10/28/83.....	Detroit 127, Celtics 121 *
10/26/84.....	Celtics 130, Detroit 123 *
10/25/85.....	New Jersey 113, Celtics 109 (OT) *
11/01/86.....	Milwaukee 111, Celtics 105
11/07/87.....	Celtics 140, Washington 139 (2 OT)
11/05/88.....	Philadelphia 129, Celtics 115
11/04/89.....	Celtics 102, Chicago 100

11/03/90.....	Celtics 106, New York 103
11/02/91.....	Washington 126, Celtics 118 (OT)
11/07/92.....	Milwaukee 124, Celtics 88
11/06/93.....	Celtics 100, Washington 88
11/05/94.....	Indiana 112, Celtics 103
11/04/95.....	Chicago 107, Celtics 85
11/02/96.....	Milwaukee 124, Celtics 102
11/04/97.....	New York 102, Celtics 70
02/08/99.....	Orlando 107, Celtics 90
11/02/99.....	Celtics 103, Toronto 90 *

11/04/00.....	Cleveland 91, Celtics 89
10/30/01.....	Celtics 108, Cleveland 89 *
10/31/02.....	Washington 114, Celtics 69
10/31/03.....	Celtics 93, Memphis 91
11/06/04.....	Celtics 107, New York 73
11/05/05.....	Charlotte 107, Celtics 105 (OT)
11/04/06.....	Washington 124, Celtics 117
11/24/07.....	Celtics 98, Toronto 95 (OT)
11/01/08.....	Celtics 79, Indiana 95
10/27/09.....	Celtics 95, Cleveland 89 *
10/27/10.....	Celtics 87, Cleveland 95
12/25/11.....	New York 106, Celtics 104
10/30/12.....	Miami 120, Celtics 107 *

*SEASON OPENERS TOTAL: 41-26

FIELD GOAL PERCENTAGE

SEASON	PLAYER	TOTAL
1953-54	Ed Macauley	.486
1974-75	Don Nelson	.539
1978-79	Cedric Maxwell	.584
1979-80	Cedric Maxwell	.609
1986-87	Kevin McHale	.604
1987-88	Kevin McHale	.604

FREE THROW PERCENTAGE

1952-53	Bill Sharman	.850
1953-54	Bill Sharman	.844
1954-55	Bill Sharman	.897
1955-56	Bill Sharman	.867
1956-57	Bill Sharman	.905
1958-59	Bill Sharman	.932
1960-61	Bill Sharman	.921
1965-66	Larry Siegfried	.881
1968-69	Larry Siegfried	.864
1983-84	Larry Bird	.888
1985-86	Larry Bird	.896
1986-87	Larry Bird	.910
1989-90	Larry Bird	.930

REBOUNDS

1957-58	Bill Russell	1,564
1958-59	Bill Russell	1,612
1963-64	Bill Russell	1,930
1964-65	Bill Russell	1,878

STEALS

2009-10	Rajon Rondo	189
---------	-------------	-----

ASSISTS

SEASON	PLAYER	TOTAL
1952-53	Bob Cousy	547
1953-54	Bob Cousy	578
1954-55	Bob Cousy	557
1955-56	Bob Cousy	642
1956-57	Bob Cousy	478
1957-58	Bob Cousy	463
1958-59	Bob Cousy	557
1959-60	Bob Cousy	715

ASSISTS PER GAME

2011-12	Rajon Rondo	11.7
2012-13	Rajon Rondo	11.1

MINUTES

1958-59	Bill Russell	2,979
1959-60	Bill Russell	3,466
1970-71	John Havlicek	3,678
1971-72	John Havlicek	3,698

PERSONAL FOULS

1970-71	Dave Cowens	350
1971-72	Dave Cowens	314
1975-76	Charlie Scott	356

DISQUALIFICATIONS

1955-56	Arnie Risen	17 (tied with Vern Mikklesen)
1962-63	Frank Ramsey	13
1964-65	Tom Sanders	15
1965-66	Tom Sanders	19

No Celtics' player has led the league in Scoring, Blocked Shots or Three-Point Field Goal Percentage.

Six players have won scoring titles with other NBA teams then played with the Celtics; those individuals are:

Season	Player	Average	Team	Year w/Boston
1967-68	Dave Bing	27.1	Detroit	1977-78
1972-73	Nate Archibald	34.0	Kansas City-Omaha	1978-83
1973-74	Bob McAdoo	30.6	Buffalo	1978-79
1974-75	Bob McAdoo	34.5	Buffalo	1978-79
1975-76	Bob McAdoo	31.1	Buffalo	1978-79
1976-77	Pete Maravich	31.1	New Orleans	1979-80
1985-86	Dominique Wilkins	30.3	Atlanta	1994-95
1994-95	Shaquille O'Neal	29.3	Orlando	2010-11
1999-00	Shaquille O'Neal	29.7	LA Lakers	2010-11

1956-57

(44-28* regular season, 7-3 playoffs)

COACH: RED AUERBACH

Bob Cousy (64 games), Tom Heinsohn (72), Dick Hemric (67), Jim Loscutt (70), Jack Nichols (61), Togo Palazzi (20), Andy Phillip (67), Frank Ramsey (35), Arnie Risen (43), Bill Russell (48), Bill Sharman (67) and Lou Tsioropoulos (52). Trainer: Harvey Cohn.

1958-59

(52-20* regular season, 8-3 playoffs)

COACH: RED AUERBACH

Gene Conley (50 games), Bob Cousy (65), Tom Heinsohn (66), K.C. Jones (49), Sam Jones (71), Jim Loscutt (66), Frank Ramsey (72), Bill Russell (70), Bill Sharman (72), Ben Swain (58) and Lou Tsioropoulos (35). Trainer: Buddy LeRoux.

1959-60

(59-16* regular season, 8-5 playoffs)

COACH: RED AUERBACH

Gene Conley (71 games), Bob Cousy (75), Gene Guarilia (48), Tom Heinsohn (75), K.C. Jones (74), Sam Jones (74), Maurice King (1), Jim Loscutt (28), Frank Ramsey (73), John Richter (66), Bill Russell (74) and Bill Sharman (71). Trainer: Buddy LeRoux.

1960-61

(57-22* regular season, 12-6 playoffs)

COACH: RED AUERBACH

Gene Conley (75 games), Bob Cousy (76), Gene Guarilia (25), Tom Heinsohn (74), K.C. Jones (78), Sam Jones (78), Jim Loscutt (76), Frank Ramsey (79), Bill Russell (78), Tom Sanders (68) and Bill Sharman (61). Trainer: Buddy LeRoux.

1961-62

(60-20* regular season, 8-6 playoffs)

COACH: RED AUERBACH

Carl Braun (48 games), Al Butler (5), Bob Cousy (75), Gene Guarilia (45), Tom Heinsohn (79), K.C. Jones (80), Sam Jones (78), Jim Loscutt (79), Gary Phillips (67), Frank Ramsey (79), Bill Russell (76) and Tom Sanders (80). Trainer: Buddy LeRoux.

1962-63

(58-22* regular season, 8-5 playoffs)

COACH: RED AUERBACH

Bob Cousy (76 games), Jack Foley (5), Gene Guarilia (71), John Havlicek (80), Tom Heinsohn (76), K.C. Jones (79), Sam Jones (76), Jim Loscutt (63), Clyde Lovellette (61), Frank Ramsey (77), Bill Russell (78), Tom Sanders (80) and Dan Swartz (39). Trainer: Buddy LeRoux.

1963-64

(59-21* regular season, 8-2 playoffs)

COACH: RED AUERBACH

John Havlicek (80 games), Tom Heinsohn (76), K.C. Jones (80), Sam Jones (76), Jim Loscutt (53), Clyde Lovellette (45), Johnny McCarthy (28), Willie Naulls (78), Frank Ramsey (75), Bill Russell (78), Tom Sanders (80) and Larry Siegfried (31). Trainer: Buddy LeRoux.

1964-65

(62-18* regular season, 8-4 playoffs)

COACH: RED AUERBACH

Ron Bonham (37 games), Mel Counts (54), John Havlicek (75), Tom Heinsohn (67), K.C. Jones (78), Sam Jones (80), Willie Naulls (71), Bob Nordmann (3), Bill Russell (78), Tom Sanders (80), Larry Siegfried (72), John Thompson (64) and Gerry Ward (3). Trainer: Buddy LeRoux.

1965-66

(54-26, 2nd in East one game behind Philadelphia in regular season, 11-6 playoffs)

COACH: RED AUERBACH

Ron Bonham (39 games), Mel Counts (67), Silhuo Green (10), John Havlicek (71), K.C. Jones (80), Sam Jones (67), Willie Naulls (71), Don Nelson (75), Bill Russell (78), Tom Sanders (72), Woody Sauldsberry (39), Larry Siegfried (71), John Thompson (10) and Ron Watts (1). Trainer: Buddy LeRoux.

1967-68

(54-28, 2nd in East eight games behind Philadelphia regular season; 12-7 in playoffs)

PLAYER-COACH: BILL RUSSELL

Wayne Embry (78 games), Mal Graham (78), John Havlicek (82), Bailey Howell (82), Johnny Jones (51), Sam Jones (73), Don Nelson (82), Bill Russell (78), Tom Sanders (78), Larry Siegfried (62), Tom Thacker (65) and Rick Weitzman (25). Trainer: Joe DeLauro.

1968-69

(48-34, 4th in East nine games behind first-place Baltimore regular season; 12-6 in playoffs)

PLAYER-COACH: BILL RUSSELL

Bill Barnes (49 games), Enmette Bryant (80), Don Chaney (20), Mal Graham (22), John Havlicek (82), Bailey Howell (78), Rich Johnson (31), Sam Jones (70), Don Nelson (82), Bud Olsen (7), Bill Russell (77), Tom Sanders (82) and Larry Siegfried (79). Trainer: Joe DeLauro.

1973-74

(56-26 regular season, 12-6 playoffs)

COACH: TOM HEINSOHN

Assistant Coach: John Killilea

Don Chaney (81 games), Dave Cowens (80), Steve Downing (24), Henry Finkel (60), Phil Hankinson (28), John Havlicek (76), Steve Kuberski (78), Don Nelson (82), Paul Silas (82), Paul Westphal (82), JoJo White (82) and Art Williams (67). Trainer: Frank Challant. Assistant Trainer: Mark Volk.

1975-76

(54-28 regular season, 12-6 playoffs)

COACH: TOM HEINSOHN

Assistant Coach: John Killilea

Jerome Anderson (22 games), Jim Ard (81), Tom Boswell (35), Dave Cowens (78), John Havlicek (76), Steve Kuberski (60), Glenn McDonald (75), Don Nelson (75), Charlie Scott (82), Ed Searcy (4), Paul Silas (81), Kevin Stacom (77) and JoJo White (82). Trainer: Frank Challant. Assistant Trainer: Mark Volk.

1980-81

(62-20** regular season, 12-5 playoffs)

COACH: BILL FITCH

Assistant Coaches: K.C. Jones and Jim Rodgers
Nate Archibald (80 games), Larry Bird (82), M.L. Carr (41), Terry Duerod (32), Eric Fernsten (45), Chris Ford (82), Gerald Henderson (82), Wayne Kreklow (25), Cedric Maxwell (81), Kevin McHale (82), Robert Parish (82) and Rick Robey (82). Trainer: Ray Melchiorre.

1983-84

(62-20* regular season, 15-8 playoffs)

COACH: K.C. JONES

Assistant Coaches: Jim Rodgers and Chris Ford
Danny Ainge (71 games), Larry Bird (79), Quinn Buckner (79), M.L. Carr (60), Carlos Clark (31), Gerald Henderson (78), Dennis Johnson (80), Greg Kite (35), Cedric Maxwell (80), Kevin McHale (82), Robert Parish (80) and Scott Wedman (68). Trainer: Ray Melchiorre.

1985-86

(67-15* regular season, 15-3 playoffs)

COACH: K.C. JONES

Assistant Coaches: Jim Rodgers and Chris Ford
Danny Ainge (80 games), Larry Bird (82), Rick Carlisle (77), Dennis Johnson (78), Greg Kite (64), Kevin McHale (68), Robert Parish (81), Jerry Sichting (82), David Thirkill (49), Sam Vincent (57), Bill Walton (80), Scott Wedman (79) and Sly Williams (6). Trainer: Ray Melchiorre.

2007-08

(66-16* regular season, 16-10 playoffs)

COACH: GLENN "DOC" RIVERS

Ray Allen (73 games), Tony Allen (75), P.J. Brown (18), Sam Cassell (17), Glen Davis (69), Kevin Garnett (71), Eddie House (78), Kendrick Perkins (78), Paul Pierce (80), Scot Pollard (22), James Posey (74), Leon Powe (36), Gabe Pruitt (15), Rajon Rondo (77), Brian Scalabrine (48), Trainer: Ed Lacerre.

* Best record in the NBA

** Tied for best record in NBA

FACTS ON THE CELTICS

- The current ownership group is the first local ownership of the franchise since 1964 when Walter Brown owned the team.
- The Celtics averaged 101.4 points in 1954-55 to become the first team ever to average 100 points a game.
- The Celtics longest consecutive years in the playoffs were 19 seasons, from 1950-51 – 1968-69.
- The Celtics started the first all-black team on December 26, 1964. The starters were: K.C. Jones, Sam Jones, Willie Naulls, Satch Sanders and Bill Russell.
- Only two Celtics have posted 500 rebounds and 500 assists in a single season. John Havlicek did the feat four times (1970-72, 1969-70, 1972-73) and Larry Bird five times (1983-87, 1989-90).
- Paul Pierce became the fastest Celtic in team history to record 10,000 career points. He accomplished the feat on March 12, 2004 (vs. Indiana), in his 431st career game. Larry Bird reached 10,000 points in his 436th career game.
- Paul Pierce became the first Celtic ever to lead the NBA in total points, scoring 2,144 points in the 2001-02 season.
- Larry Bird is the only Celtic to record four consecutive 2,000-point seasons, from 1984-85 through 1987-88.
- The first game as a Celtic for Arnold 'Red' Auerbach, Bob Cousy and Chuck Cooper was on November 1, 1950.
- Bill Sharman holds the best single-game scoring effort for a rookie in Celtics history, 42 points on December 11, 1952.
- Dave Cowens holds the single-season high for most minutes played by a rookie in Celtics history with 3,076 minutes in the 1970-71 season.
- Chris Ford scored the NBA's first three-point field goal on October 12, 1979 vs. Houston.
- The franchise's first 100-point game came on February 25, 1949, at Boston 102, St. Louis 83.
- The team has remembered/honored members of the Celtics family, usually with a commemorative black band on the left shoulder strap of the team jersey, seven times in the history of the franchise: Walter Brown (1964-65), Bob Schmertz (1975-76), Joan Cohen (1989-90), Johnny Most (1993-94), Reggie Lewis (1993-94), Dorothy Auerbach (2000-01), and Dennis Johnson (2006-07).
- In remembrance of Arnold "Red" Auerbach, the Celtics wore a commemorative patch of a black shamrock with the nickname "Red" in green letters for the duration of the 2006-07 season.
- Reggie Lewis the only player in franchise history to have 100 rebounds, 100 assists, 100 steals and 100 blocks in a single season (1991-92).



NBA

LEAGUE OFFICE

NATIONAL BASKETBALL ASSOCIATION, NBA ENTERTAINMENT
WOMEN'S NATIONAL BASKETBALL ASSOCIATION

NEW YORK

Olympic Tower
645 Fifth Avenue
New York, NY 10022
Telephone: 212-407-8000
Fax: 212-832-3861

NEW JERSEY

100 Plaza Drive
Secaucus, NJ 07094
Telephone: 201-865-1500
Fax: 201-974-5973



INTERNATIONAL OFFICES

EUROPE

HEADQUARTERS - NBA EMEA
125 Kensington High Street
London, W8 5SF, UK
Telephone: 011-44-20-7795-8921
Fax: 011-44-20-7795-8901

SPAIN

pq. Empresarial 'LaFinca', Edif. 15A, 28223,
Pozuelo de Alarcón, Madrid, Spain
Telephone: 011-34-91297-9700
Fax: 011-34-91799-5999

TURKEY

Tarakci Caddesi
Bele Garden Stesi No8
Zekeriyaka Sariyer
Istanbul, Turkey
Telephone: 011-90-530-772-7975

CANADA

50 Bay Street, Suite 1402
Toronto, Ontario
Canada M5J 3A5
Telephone: 416-364-2030
Fax: 416-364-0205

ASIA/PACIFIC

HONG KONG

3101, TheLee Gardens
33 Hysan Avenue
Causeway Bay, Hong Kong
Telephone: 011-852-2843-9600
Fax: 011-852-2536-4808

TAIWAN

Suite 1303, No. 88, Section 2,
Chung Hsiao East Road
Taipei, Taiwan ROC
Telephone: 886-2-2358-1900
Fax: 886-2-2358-1098

KOREA

41F Gangnam Finance Center
737 Yeoksam-dong, Gangnam-gu
Seoul Korea 135-984
Telephone: 822 2008-4617
Fax: 822 2008-4618

CHINA - BEIJING

19th Floor, Office Tower 2,
China Central Place,
No. 79 Jianguo Road,
Chaoyang District,
Beijing 100025, China
Telephone: (86)10-5200-8200
Fax: (86)10-5200-8202

CHINA - SHANGHAI

Unit 2703-08, 27/F,
Tower 2, Plaza 66
1366 Nanjing West Road
Shanghai 200040, China
Telephone: (86)21-6137-2200
Fax: (86)-21-6288-9920

AFRICA

Nelson Mandela Square, 2nd Floor
West Tower
Maude Street, Sandton
Johannesburg, South Africa
Telephone: 011-27-11-881-5980
Fax: 011-27-0-867-26-6351

INDIA

Parinee Crescendo
1st Floor, C38 & C39
BCK, Mumbai 51
Telephone: 011-91-22-330-40608

LATIN AMERICA

MEXICO

Av. Santa Fe #94 A Tower 8th Floor
Col. Zedec Santa Fe
Mexico City, Mexico 01210
Telephone: 011-52-55-88511146

BRAZIL

Praia de Botafogo, 501
Torre Pão de Açúcar - 1st floor
Rio de Janeiro, RJ, Brazil
CEP: 22250-040
Telephone: +55-21-2586-6187

NBA KEY DATES

2013-2014

October 28 Start of the 2012-13 NBA Season
January 6 10-day Contracts can now be signed
January 10 All Contracts are guaranteed for remainder of the season
February 14-16 2014 NBA All-Star (New Orleans, LA)
February 20 2014 NBA Trade Deadline (5:00 pm ET)
April 16-19 Portsmouth Invitational Tournament (Portsmouth, VA)
April 16 Regular Season Ends
April 19 2014 NBA Playoffs begin

April 27
May 5
May 20
May 20
June 5
June 16
June 25

NBA Draft Early Entry Eligibility Deadline (11:59pm ET)
Conference Semifinals begin (possible move-up to May 3 or 4)
2014 NBA Draft Lottery
Conference Finals Begin (possible move-up to May 18 or 19)
The Finals begin
NBA Draft Early Entry Withdrawal Deadline (5:00pm ET)
2013 NBA Draft

**LEAGUE OFFICE****NBA DEVELOPMENT LEAGUE**

Olympic Tower • 645 5th Ave • New York, NY 10022 • 212-407-8700

www.nba.com/dleague

(864) 248-1100 • Fax: (864) 248-1102

President: Dan Reed

Manager, Basketball Communications: Joanna Shapiro, jshapiro@nba.com

TEAMS**AUSTIN TOROS**

12885 N. Highway 183, Suite 207
Austin, TX 78750
Arena: Cedar Park Center
Tel: (512) 236-8333
Fax: (512) 236-8444

Media Relations Contact:
Perri Travillion

NBA Affiliations: San Antonio

BAKERSFIELD JAM

1400 Norris Road
Bakersfield, CA 93308
Tel: (661) 615-6550
Fax: (661) 615-6555

Arena: Dignity Health Events Center
Media Relations Contact: William Aquije

NBA Affiliations: Atlanta, Los Angeles Clippers, Phoenix, Toronto, Utah

CANTON CHARGE

1101 Market Avenue North
Canton, OH 44702
Tel: (330) 489-1701
Fax: (330) 489-1703

Arena: Canton Memorial Civic Center
Media Relations Contact:
Sean Wyatt

NBA Affiliations: Cleveland

DELAWARE 87ERS

300 Martin Luther King Blvd
Suite 200
Wilmington, DE 19801
Tel: (302) 504-7587
Fax: TBD

Arena: Bob Carpenter Sports/
Convocation Center
Media Relations Contact: Nicole Pender

NBA Affiliations: Philadelphia

ERIE BAYHAWKS

110 East 8th Street
Erie, PA 16501
Tel: (814) 790-5600
Fax: (814) 790-5608

Arena: Tullio Arena
Media Relations Contact: Matt Bresee

NBA Affiliations: New York

FORT WAYNE MUD ANTS

1910 St. Joe Center Rd., Suite 61
Fort Wayne, IN 46825
Tel: (260) 469-4667
Fax: (260) 469-4674

Arena: Allen County War Memorial
Coliseum
Media Relations Contact: Audrey Siebrase

NBA Affiliations: Charlotte, Detroit, Indiana, Memphis, Milwaukee, Orlando

IDAHO STAMPEDE

233 South Capitol Blvd., Suite 100
Boise, ID 83702
Tel: (208) 388-4667
Fax: (208) 388-3845

Arena: CenturyLink Arena
Media Relations Contact: Travis Tate

NBA Affiliations: Portland

IOWA ENERGY

730 3rd Avenue
Des Moines, IA 50309
Tel: (515) 564-8550
Fax: (515) 564-8551

Arena: Wells Fargo Arena
Media Relations Contact:
Randi Burrell

NBA Affiliations: Chicago, Denver, New Orleans, Minnesota, Washington

LOS ANGELES D-FENDERS

555 N Nash Street
El Segundo, CA 90245
Tel: (310) 426-6000
Fax: (310) 426-6031

Arena: Toyota Sports Center
Media Relations Contact:
Daniel Ramirez

NBA Affiliations: Los Angeles Lakers

MAINE RED CLAWS

413 Congress Street
Portland, ME 04101
Tel: (207) 210-6655
Fax: (207) 210-6659

Arena: Portland Exhibition Building
Media Relations Contact:
TBD

NBA Affiliations: Boston

RENO BIGHORNS

9393 Gateway Drive, Suite BH
Reno, NV 89511
Tel: (775) 284-2622
Fax: (775) 853-1601

Arena: Reno Events Center
Media Relations Contact: Allison Beck

NBA Affiliations: Sacramento

RIO GRANDE VALLEY VIPERS

4500 N. 10th St., Suite 315
McAllen, TX 78504
Tel: (888) 748-6223
Fax: (956) 972-1150

Arena: State Farm Arena
Media Relations Contact:
Rebecca Sweet

NBA Affiliations: Houston

SANTA CRUZ WARRIORS

903 Pacific Ave, Suite 101
Santa Cruz, CA 95060
Tel: (831) 465-3200
Fax: (831) 466-3201

Arena: Kaiser Permanente Arena
Media Relations Contact:
Matt De Nasnera

NBA Affiliations: Golden State

SIOUX FALLS SKYFORCE

231 South Minnesota Avenue
Sioux Falls, SD 57105
Tel: (605) 332-0605
Fax: (605) 332-2305

Arena: Sioux Falls Arena
Media Relations Contact:
Brett Hansen

NBA Affiliations: Miami

SPRINGFIELD ARMOR

1 Monarch Place, Suite 220
Springfield, MA 01144
Tel: (413) 746-3263
Fax: (413) 746-3262

Arena: MassMutual Center
Media Relations Contact:
Eli Pearlstein

NBA Affiliations: Brooklyn

TEXAS LEGENDS

2601 Avenue of the Stars
Suite 300
Frisco, TX 75215
Tel: (214) 469-0822
Fax: (214) 469-0823

Arena: Dr. Pepper Arena
Media Relations Contact:
Kyle Judkins

NBA Affiliations: Dallas

TULSA 66ers

10425 South 82nd East Ave, Suite 105
Tulsa, OK 74133
Tel: (918) 585-8444
Fax: (918) 398-6930

Arena: SpiritBank Event Center
Media Relations Contact: Ben Coldagelli

NBA Affiliations: Oklahoma City



ATLANTA HAWKS

Philips Arena (18,729)

Centennial Tower, 101 Marietta Street,

Suite 1900, Atlanta, GA 30303

404-878-3800 • fax 404-827-4229

2012-13 RESULTS

Boston won 3-1 (Celtics were 2-0 at TD Garden)

01/05/13 Boston 89 at Atlanta 81

01/25/13 Boston 111 at Atlanta 123 (2OT)

03/08/13 Atlanta 102 at Boston 107 (OT)

03/29/13 Atlanta 107 at Boston 118

2013-14 MATCHUPS

11/23/13 Boston at Atlanta

12/31/13 Atlanta at Boston

02/26/14 Atlanta at Boston

04/09/14 Boston at Atlanta

DIRECTORY

HEAD COACH:Mike Budenholzer

ASSISTANT COACHES:Quin Snyder, Darvin Ham, Taylor Jenkins

ATHLETIC TRAINER:Wally Blase

PUBLIC AND MEDIA RELATIONS:Garin Narain, Jon Steinberg, Jason Roose

TELEVISION:SportSouth. Broadcasters: Bob Rathbun, Dominique Wilkins, Jerome Jurenovich

RADIO:The Fan (680 AM/93.7 FM). Broadcaster: Steve Holman

2012-2013 SEASON SERIES (3-1) BOSTON VS. ATLANTA

PLAYER	G-GS	MIN	FG-FGA	PCT	3FG-FGA	PCT	FT-FTA	PCT	OFF	DEF	TOT	AST	PF-DD	STL	TO	BLK	PTS	AVG	HI
Pierce	4-4	154	30-67	.448	8-28	.286	17-22	.773	6	26	32	26	14-0	4	9	1	85	21.3	27
Garnett	3-3	107	25-46	.543	1-2	.500	4-4	1.000	1	22	23	9	10-1	6	5	1	55	18.3	24
Rondo	2-2	83	15-34	.441	0-3	.000	0-0	---	7	14	21	21	7-0	4	11	0	30	15.0	16
Green	4-1	119	21-43	.488	6-11	.545	11-15	.846	2	11	13	7	5-0	3	4	2	59	14.8	27
Terry	4-0	115	18-35	.514	11-19	.579	12-15	.923	0	6	6	10	3-0	2	5	1	59	14.8	24
Crawford (TOT)	5-2	127	25-58	.431	8-19	.421	6-6	1.000	4	18	22	21	4-0	2	7	0	64	12.8	27
Crawford (BOS)	2-0	36	6-15	.400	2-5	.400	0-0	---	0	4	4	4	1-0	0	3	0	14	7.0	9
Randolph	1-0	22	4-6	.667	0-0	---	1-2	.500	7	6	13	1	5-0	0	0	2	9	9.0	9
Bradley	4-4	112	14-34	.412	2-6	.333	3-4	.750	4	5	9	10	4-0	7	7	2	33	8.3	14
Bass	4-4	108	14-23	.609	0-0	---	3-3	1.000	4	6	10	4	5-0	4	5	5	31	7.8	13
Lee	4-1	68	8-14	.571	1-4	.250	7-7	1.000	2	11	13	7	8-0	3	4	1	24	6.0	16
Wilcox	2-1	26	3-3	1.000	0-0	---	4-4	1.000	0	5	5	0	5-0	1	3	1	10	5.0	6
Sullinger	2-0	48	4-11	.364	0-0	---	0-1	.000	4	10	14	4	9-1	2	2	1	8	4.0	8
Williams	2-0	17	3-5	.600	0-0	---	0-0	---	0	1	1	0	1-0	0	1	0	6	3.0	6
Collins	2-0	17	1-2	.500	0-0	---	0-0	---	0	0	0	0	5-0	0	1	0	2	1.0	2
Barbosa	1-0	3	0-1	.000	0-0	---	0-0	---	0	0	0	0	0-0	0	0	0	0	0.0	0
CELTICS	4	1035	166-339	.490	31-78	.397	62-73	.849	37	127	164	103	82-2	36	63	17	425	106.3	118
HAWKS	4	1035	150-338	.444	39-112	.348	74-96	.771	40	126	166	109	72-2	31	61	15	413	103.3	123

2012-2013 SEASON SERIES (1-3) ATLANTA VS. BOSTON

PLAYER	G-GS	MIN	FG-FGA	PCT	3FG-FGA	PCT	FT-FTA	PCT	OFF	DEF	TOT	AST	PF-DD	STL	TO	BLK	PTS	AVG	HI
L. Williams	1-1	41	9-12	.750	5-8	.625	5-6	.833	1	3	4	1	2-0	1	4	0	28	28.0	28
Teague	4-4	153	32-58	.552	6-13	.462	13-15	.867	1	9	10	27	12-1	10	8	1	83	20.8	26
Smith	4-4	168	31-88	.352	5-22	.227	12-25	.522	9	29	38	24	9-1	2	17	7	79	19.8	32
Horford	3-3	140	18-39	.462	0-0	---	16-19	.842	9	26	35	12	8-0	4	5	3	52	17.3	24
Harris	2-1	66	9-23	.391	3-14	.214	5-6	.833	0	4	4	3	4-0	2	4	1	26	13.0	14
Mack (TOT)	1-0	27	5-9	.556	1-2	.500	1-2	.500	0	3	3	9	2-0	1	2	0	12	12.0	12
Mack (ATL)	1-0	27	5-9	.556	1-2	.500	1-2	.500	0	3	3	9	2-0	1	2	0	12	12.0	12
Korver	4-2	135	15-33	.455	13-27	.481	3-3	1.000	1	15	16	11	11-1	5	3	2	46	11.5	27
Scott	2-0	27	6-10	.600	0-0	---	7-8	.875	1	2	3	1	1-0	0	1	0	19	9.5	19
Tolliver	3-0	71	6-16	.375	5-12	.417	5-5	1.000	2	11	13	8	6-0	3	5	0	22	7.3	14
I. Johnson	3-2	46	9-14	.643	0-1	.000	2-3	.667	3	7	10	2	5-0	1	3	0	20	6.7	11
Jones (TOT)	3-1	51	8-17	.471	0-3	.000	2-2	1.000	2	4	6	3	8-0	1	1	1	18	6.0	12
Jones (ATL)	2-0	20	3-7	.429	0-0	---	0-0	---	2	0	2	3	3-0	1	1	0	6	3.0	6
Petro	2-2	30	3-6	.500	0-0	---	0-0	---	4	7	11	1	3-0	1	1	1	6	3.0	4
Pachulia	2-0	25	1-2	.500	0-0	---	2-2	1.000	2	3	5	1	3-0	0	2	0	4	2.0	2
Pargo	1-0	22	1-7	.143	0-4	.000	0-0	---	1	2	3	5	0-0	0	0	0	2	2.0	2
Stevenson	3-1	45	1-10	.100	1-7	.143	1-2	.500	3	3	6	1	3-0	0	0	0	4	1.3	3
Jenkins	4-0	20	1-4	.250	0-2	.000	2-2	1.000	1	2	3	0	0-0	0	1	0	4	1.0	2
Tyler (TOT)	1-0	3	0-1	.000	0-0	---	0-0	---	1	1	2	0	1-0	0	0	0	0	0.0	0
HAWKS	4	1035	150-338	.444	39-112	.348	74-96	.771	40	126	166	109	72-2	31	61	15	413	103.3	123
CELTICS	4	1035	166-339	.490	31-78	.397	62-73	.849	37	127	164	103	82-2	36	63	17	425	106.3	118



CELTICS VS. HAWKS GAME-BY-GAME RESULTS (SINCE 1961-62)

Date	H/A	W/L	Celtics	Opp	Date	H/A	W/L	Celtics	Opp	Date	H/A	W/L	Celtics	Opp	Date	H/A	W/L	Celtics	Opp
11/4/61	A	W	119	117	2/28/69	H	W	122	120	4/2/82	A	W	110	107	11/13/96	H	W	103	85
11/22/61	H	W	141	121	10/24/69	H	L	110	122	10/30/82	A	W	112	97	12/3/96	A	L	95	105
12/16/61	H	W	130	113	11/5/69	A	L	120	128	12/1/82	H	W	122	97	1/25/97	A	L	90	95
12/28/61	A	W	117	109	11/28/69	H	L	105	130	12/18/82*	A	W	107	103	3/9/97	H	L	90	114
1/2/62	N	W	143	124	12/20/69	A	L	106	122	2/6/83	H	L	111	116	1/23/98	A	W	89	85
2/4/62	H	L	123	135	1/7/70	H	L	106	112	3/23/83	H	W	114	102	3/11/98	H	L	105	110
2/6/62	A	W	129	114	2/15/70	A	L	125	146	4/5/83	A	W	117	95	3/15/98	A	L	77	93
3/2/62	A	L	120	138	10/24/70	A	W	113	109	11/25/83	H	W	109	102	3/11/99	A	L	85	99
3/4/62	H	W	123	120	11/3/70	H	L	114	116	12/10/83	A	W	104	87	4/14/99	H	L	70	77
10/30/62	A	L	97	98	1/3/71	A	W	140	128	12/21/83	H	W	107	96	4/22/99	A	L	94	106
11/21/62	H	W	115	106	1/15/71	H	W	134	123	3/17/84	A	W	103	88	11/27/99	A	L	94	106
11/24/62	A	L	95	97	2/10/71	A	L	102	114	3/30/84	H	W	105	96	12/22/99	A	W	98	81
12/12/62	H	W	111	98	2/26/71*	H	W	136	129	12/9/84	H	W	128	127	3/17/00	H	W	114	90
12/29/62	A	L	100	102	10/22/71	A	W	115	108	12/15/84	A	W	101	94	4/10/00	H	W	99	94
1/24/63	N	W	111	109	10/25/71	H	W	136	116	1/12/85	A	W	119	111	11/17/00	H	W	106	99
1/25/63	H	W	113	98	12/28/71	H	W	130	108	3/1/85	H	L	105	114	1/2/01	A	L	81	92
2/16/63	A	W	114	94	1/15/72	A	W	122	106	3/12/85	A	W	126	115	2/23/01	H	W	83	82
1/9/63	A	W	113	91	10/17/72	A	W	119	115	1/10/85	H	W	109	105	3/27/01*	A	W	115	112
1/11/63	H	W	116	110	1/5/73	A	W	126	108	11/30/85	A	W	102	97	11/17/01	A	L	103	112
12/11/63	H	W	104	95	1/12/73	H	W	133	109	12/10/85	N	W	114	110	11/21/01	H	L	85	92
12/28/63	A	W	107	100	2/2/73	H	L	99	100	1/10/86	H	W	115	108	1/12/02	A	W	115	91
1/21/64	A	L	114	116	3/23/73	H	W	124	108	1/18/86*	A	W	125	122	4/17/02	H	W	89	81
1/23/64	N	W	110	104	3/27/73	A	W	117	110	3/14/86	A	W	121	114	11/22/02**	H	W	105	98
1/24/64	H	W	119	99	11/3/73	A	W	122	109	11/19/86	H	W	111	107	11/23/02	A	W	109	99
2/4/64	N	W	113	101	12/17/73	H	W	116	112	11/22/86	A	L	96	97	1/15/03	H	W	86	66
2/22/64	A	L	83	95	1/13/74	A	W	128	105	1/23/87	H	W	126	106	12/23/03	A	L	88	93
10/28/64	A	W	119	117	1/18/74	H	W	98	94	3/5/87*	A	L	123	126	2/6/04	H	L	96	100
11/18/64	A	L	98	110	2/24/74	N	W	111	96	2/27/87	A	L	105	115	4/10/04	A	L	99	110
12/15/64	N	W	124	109	3/20/74	A	L	89	99	4/19/87	H	W	118	107	4/14/04	H	W	137	132
12/19/64	A	W	115	105	10/25/74	H	W	116	109	11/25/87	H	W	117	102	1/14/05	H	W	106	94
12/26/64	A	W	97	84	11/2/74	A	W	126	125	12/1/87	A	L	106	120	2/22/05	A	L	96	100
1/6/65	H	W	138	106	12/14/74*	A	W	92	90	1/22/88	H	W	124	106	3/9/05	H	W	95	91
2/17/65	H	W	121	114	1/8/75	H	W	104	96	1/26/88	A	W	102	97	4/1/05	A	W	116	100
2/18/65	N	W	119	109	11/11/75	N	L	91	100	3/13/88	H	W	117	107	11/23/05	A	L	117	120
2/28/65	A	W	108	102	11/28/75	A	W	114	107	4/22/88	A	L	106	133	1/6/06	H	W	98	103
10/23/65	A	L	110	120	12/6/75	A	W	111	104	11/26/88	A	L	91	104	1/10/06	A	W	98	94
11/11/65	H	W	87	83	1/28/76	H	W	110	99	12/7/88	H	L	103	106	1/15/07	A	L	96	100
12/4/65	A	W	100	94	3/4/76	A	L	98	103	3/1/89	H	W	104	90	1/24/07	H	L	76	82
12/7/65	N	W	112	96	11/17/76	H	W	104	91	4/13/89	A	L	118	132	3/14/07	H	W	109	88
1/1/66	A	L	98	100	12/18/76	A	W	117	110	11/10/89	H	W	117	106	4/10/07	A	L	96	104
2/4/66	H	W	117	95	3/18/77	H	W	98	96	11/25/89	A	L	100	108	11/9/07	H	W	106	83
2/24/66	H	W	134	106	3/23/77	A	W	103	96	3/13/90	A	W	112	100	3/2/08	H	W	98	88
3/1/66	A	W	120	95	10/25/77	N	W	110	103	3/23/90	H	W	101	98	4/12/08	A	W	99	89
3/4/66	N	L	112	132	11/16/77	H	W	131	105	12/23/90	H	W	132	104	11/22/08	H	W	103	102
3/7/66	N	W	106	104	11/29/77	A	L	101	108	12/28/90	A	L	114	131	12/17/08	A	W	88	85
11/2/66	A	L	92	115	2/28/78	A	L	85	117	3/19/91	A	L	92	104	3/27/09	A	W	99	93
11/23/66	H	W	123	103	10/18/78	A	W	116	99	4/21/91	H	L	105	117	4/3/09	H	W	104	92
11/24/66	A	W	101	78	11/10/78	H	L	103	115	11/8/91	H	L	95	100	11/13/09	H	L	86	97
12/15/66	N	L	114	116	12/22/78	H	W	124	105	11/30/91	A	L	102	129	1/8/10	A	L	85	93
12/23/66	H	W	114	103	2/6/79	A	L	101	104	2/28/92	A	L	90	102	1/11/10	H	L	96	102
12/29/66	A	W	112	110	10/27/79	A	W	100	95	3/29/92	H	W	117	93	1/29/10	A	L	91	100
2/3/67	H	L	113	131	11/24/79	A	W	106	101	11/21/92	A	L	107	116	11/22/10	A	W	99	76
2/26/67	A	W	130	119	12/5/79	H	L	92	120	11/23/92	N	L	97	101	12/16/10	H	W	102	90
3/13/67	N	L	122	123	11/1/80	H	W	108	93	1/20/93	H	W	121	106	4/1/11	A	L	83	88
10/25/67	H	W	118	104	2/26/80	N	W	108	97	2/26/93	A	W	110	99	3/19/12	A	W	79	76
11/4/67	A	L	104	111	3/14/80	A	L	87	88	11/30/93	A	L	114	122	4/11/12	H	W	88	86
12/17/67	A	L	113	116	10/14/80	A	L	116	122	12/22/93	H	L	103	108	4/20/12	H	L	92	97
1/17/68	H	W	114	102	11/5/80	H	W	104	87	3/20/94	H	L	80	101	1/5/13	A	W	89	81
1/25/68	N	L	95	105	12/3/80	H	W	106	101	4/6/94	A	L	107	111	1/25/13**	A	L	111	123
2/7/68	H	W	102	101	12/27/80	A	W	112	107	11/15/94	A	L	94	110	3/8/13*	H	W	107	102
2/17/68	A	W	113	99	2/17/81	A	W	132	102	12/7/94	H	W	93	80	5/29/13	H	W	118	107
11/3/68	A	W	123	103	3/18/81	H	L	97	108	1/21/95	A	L	84	89					
12/28/68	A	L	97	110	11/28/81	A	W	98	90	3/12/95	H	L	98	104					
1/28/69	H	W	108	96	12/11/81	N	W	94	86	12/10/95	H	L	103	108					
2/7/69	H	L	107	109	12/12/81	A	L	97	108	1/13/96	A	L	105	108					
2/14/69*	A	L	101	104	1/13/82	H	W	116	95	3/31/96	H	L	92	93					
					3/17/82	H	W	113	109	4/2/96	A	L	89	109					

* Overtime

** Double-overtime

HAWKS: Tri-Cities Blackhawks 1949-51; Milwaukee Hawks 1951-55; St. Louis Hawks 1955-68; Atlanta Hawks 1968-present.

ALL-TIME SERIES

Boston leads 222-132 (Celtics are 118-38 at home)

CURRENT STREAK: Two Celtics Wins

LARGEST CELTICS WIN: 32 points; 138-106 on 01/06/65 @ Boston

LARGEST HAWKS WIN: 32 points; 117-85 on 02/28/78 @ Atlanta



BROOKLYN

BROOKLYN NETS

Barclays Center (17,732)

15 MetroTech Center, 11th Floor, Brooklyn, NY 11201

718-933-3000

2012-13 RESULTS

Brooklyn won 3-1 (Celtics were 0-2 at TD Garden)

11/15/12 Boston 97 at Brooklyn 102

11/28/12 Brooklyn 95 at Boston 83

12/25/12 Boston 93 at Brooklyn 76

04/10/13 Brooklyn 101 at Boston 93

2013-14 MATCHUPS

12/10/13 Boston at Brooklyn

01/26/14 Brooklyn at Boston

03/07/14 Brooklyn at Boston

03/21/14 Boston at Brooklyn

DIRECTORY

HEAD COACH:.....Jason Kidd

ASSISTANT COACHES:.....Lawrence Frank, John Welch, Roy Rogers, Eric Hughes, Charles Klask, Jo Prunty

ATHLETIC TRAINER:.....Tim Walsh

PUBLIC AND MEDIA RELATIONS:.....Gary Sussman, Aaron Harris, Eli Pearlstein, Barry Baum, Mandy Gutmann, Hannah Sternber

CABLE TELEVISION:.....YES Network. Broadcasters: Ian Eagle, Mike Fratello, Ryan Ruocco, Jim Spanarkel, Sarah Kustok

RADIO:.....WFAN (660AM/101.9 FM). Broadcasters: Chris Carrino, Tim Capstraw

SPANISH RADIO:.....WADO (1280 AM). Broadcasters: TBA

2012-2013 SEASON SERIES (1-3) BOSTON VS. BROOKLYN

PLAYER	G-GS	MIN	FG-FGA	FT-FTA	3FG-FGA	PCT	PCT	OFF	DEF	TOT	AST	PF	STL	TO	BLK	PTS	AVG	HI	
Pierce	4-4	137	22-46	478	5-11	.455	18-26	.692	0	24	24	24	12-0	5	12	0	67	16.8	23
Crawford (TOT)	2-0	63	12-18	.667	4-6	.667	2-5	.400	1	8	9	6	3-0	0	7	0	30	15.0	23
Crawford (BOS)	1-0	20	3-5	.600	1-1	.000	1-2	.500	1	2	3	4	2-0	0	1	0	7	7.0	7
Rondo	2-2	54	11-25	.440	2-2	1.000	1-1	1.000	4	3	7	8	3-0	5	3	0	25	12.5	19
Garnett	4-4	116	22-44	.500	0-0	---	5-5	1.000	6	29	35	6	8-0	3	10	3	49	12.3	16
Bass	4-3	105	20-48	.417	0-0	---	2-3	.667	5	9	14	2	8-0	0	3	4	42	10.5	16
Barbosa	2-1	44	6-16	.375	1-4	.250	6-6	1.000	0	3	3	2	7-0	2	0	1	19	9.5	17
Terry	4-3	118	11-29	.379	6-14	.429	10-13	.769	3	10	13	13	8-0	4	2	1	38	9.5	13
Green	4-1	104	12-34	.353	4-8	.500	5-5	1.000	2	11	13	5	9-0	1	7	1	33	8.3	15
Williams	1-0	10	3-4	.750	0-1	.000	2-4	.500	0	1	1	0	1-0	0	1	0	8	8.0	8
Sullinger	3-0	55	8-13	.615	0-0	---	6-8	.750	2	8	10	2	10-0	2	1	1	22	7.3	16
Lee	4-0	105	10-21	.476	2-5	.400	4-4	1.000	4	11	15	7	5-0	5	4	1	26	6.5	13
Wilcox	3-0	26	7-8	.875	0-0	---	2-2	1.000	5	3	8	1	5-0	0	3	3	16	5.3	6
Bradley	1-1	12	1-3	.333	0-0	---	0-0	---	0	0	0	1	5-0	1	0	0	2	2.0	2
Collins	3-1	33	3-7	.429	0-0	---	0-0	---	4	3	7	0	10-0	0	4	0	6	2.0	4
Joseph	1-0	1	1-2	.500	0-0	---	0-0	---	0	0	0	0	0-0	0	0	0	2	2.0	2
Randolph	1-0	16	1-2	.500	0-0	---	0-0	---	3	6	9	1	1-0	0	2	0	2	2.0	2
White	1-0	3	1-1	1.000	0-0	---	0-0	---	0	0	0	0	0-0	0	0	0	2	2.0	2
Varnado	1-0	1	0-0	---	0-0	---	0-0	---	0	0	0	0	0-0	1	0	0	0	0.0	0
CELTICS	4	960	142-308	.461	20-46	.435	62-79	.785	39	123	162	76	94-0	29	56	15	366	91.5	97
NETS	4	960	129-305	.425	33-85	.388	83-114	.728	55	117	172	73	85-0	33	61	18	374	93.5	102

2012-2013 SEASON SERIES (3-1) BROOKLYN VS. BOSTON

PLAYER	G-GS	MIN	FG-FGA	PCT	3FG-FGA	PCT	FTS-FTA	PCT	OFF	DEF	TOT	AST	PF-DO	STL	TOT	BLK	PTS	AVG	HI
D. Williams	4-4	153	21-54	.387	6-18	.333	23-25	.920	3	10	13	3	10	1	10	3	71	17.8	29
J. Johnson	4-4	153	24-62	.387	12-27	.444	9-13	.692	3	16	19	14	5-0	5	5	1	69	17.3	20
Lopez	4-4	120	28-50	.560	0-0	---	13-20	.650	8	20	28	2	9-0	1	8	8	69	17.3	24
Blatche	4-0	82	15-39	.385	0-0	---	6-7	.857	20	7	27	3	13-0	5	8	3	36	9.0	17
Stackhouse	4-0	82	11-24	.458	7-14	.500	5-5	1.000	1	6	7	7	5-0	4	4	0	34	8.5	17
Watson	4-0	75	9-21	.429	5-13	.385	7-10	.700	3	2	5	4	6-0	5	4	0	30	7.5	13
Wallace	3-3	60	7-20	.350	1-7	.143	7-11	.636	3	7	10	6	5-0	6	7	0	22	7.3	15
Humphries	3-2	54	5-13	.385	0-0	---	9-10	.900	6	15	21	1	6-0	1	1	3	19	6.3	10
Evans	4-1	101	5-9	.556	0-0	---	4-12	.333	8	32	40	2	13-0	4	3	0	14	3.5	5
Bogans	3-2	40	3-6	.500	2-4	.500	0-0	---	0	1	1	1	7-0	0	3	0	8	2.7	5
Brooks	3-0	19	1-4	.250	0-1	.000	0-1	.000	0	1	1	0	3-0	1	1	0	2	0.7	2
Childress	1-0	8	0-0	---	0-0	---	0-0	---	0	0	0	0	0-0	0	0	0	0	0.0	0
Joseph (TOT)	1-0	3	0-1	.000	0-0	---	0-0	---	0	0	0	0	0-0	0	0	0	0	0.0	0
Joseph (BRK)	1-0	3	0-1	.000	0-0	---	0-0	---	0	0	0	0	0-0	0	0	0	0	0.0	0
Shengelia	1-0	5	0-0	---	0-0	---	0-0	---	0	0	0	0	2-0	0	1	0	0	0.0	0
Taylor	2-0	3	0-1	.000	0-0	---	0-0	---	0	0	0	0	1-0	0	1	0	0	0.0	0
Teletovic	2-0	4	0-1	.000	0-1	.000	0-0	---	0	0	0	0	0-0	0	1	0	0	0.0	0
NETS	4	960	129-305	.425	33-85	.388	83-114	.728	55	117	172	73	85-0	33	61	18	374	93.5	102
CELTICS	4	960	142-308	.461	20-46	.435	62-79	.785	39	123	162	76	85-0	29	56	15	366	91.5	97



CELTICS VS. NETS GAME-BY-GAME RESULTS

Date	H/A	W/L	Celtics	Opp	Date	H/A	W/L	Celtics	Opp	Date	H/A	W/L	Celtics	Opp
12/19/76	A	W	94	87	3/28/88	A	W	106	105	4/7/02	A	W	102	90
1/16/77	A	W	106	91	4/8/88	H	W	127	90	11/20/02	H	W	96	79
2/2/77	A	L	89	99	11/29/88	A	W	100	93	12/25/02	A	L	81	117
3/27/77	H	W	114	109	11/30/88	H	W	133	100	3/13/03	A	L	75	90
10/28/77	A	L	109	116	1/12/89	A	W	106	103	3/18/03	H	L	74	87
12/13/77	H	W	122	108	3/4/89	A	L	95	98	11/7/03	H	L	87	94
1/13/78*	H	W	114	111	3/13/89	H	W	114	91	1/25/04	A	L	91	110
2/26/78	A	W	94	92	4/10/89	H	W	113	112	3/26/04	H	W	102	93
10/28/78	A	L	109	111	11/5/89	H	W	126	92	3/29/04	A	W	84	80
1/14/79	H	L	100	110	11/29/89	A	W	118	95	1/21/05	A	L	98	104
4/7/79	A	L	112	126	1/9/90	A	L	78	87	2/2/05	H	W	110	89
4/8/79	H	W	127	101	3/18/90	H	W	122	106	4/9/05	A	L	86	96
10/31/79	A	W	116	79	4/4/90	H	W	125	106	4/20/05	H	L	93	102
11/21/79	H	W	111	103	4/10/90	A	W	112	96	1/20/06	H	W	99	96
12/12/79	H	W	116	102	11/10/90	A	W	105	91	1/21/06	A	L	83	103
12/16/79*	A	W	115	112	1/18/91	H	L	106	111	4/14/06	H	L	74	79
3/17/80	A	W	117	92	2/22/91	H	W	111	99	4/16/06	A	L	93	95
3/23/80	H	L	96	101	4/2/91	A	W	94	77	11/29/06	H	L	103	106
10/22/80	A	W	108	104	4/4/91	H	W	123	104	12/9/06	A	W	92	90
11/14/80	H	W	126	102	11/25/91	A	W	125	107	2/9/07	H	L	78	92
12/12/80	H	W	119	104	1/15/92	H	L	120	130	3/5/07*	A	W	96	88
1/10/81	A	W	117	115	2/25/92	A	L	95	109	11/10/07	A	W	112	101
3/15/81	H	W	133	125	3/13/92	H	L	108	110	11/14/07	H	W	91	69
3/25/81	A	W	111	105	3/25/92	A	W	118	110	1/11/08	A	W	86	77
11/13/81	H	W	111	97	12/22/92	A	W	106	104	4/16/08	H	W	105	94
12/9/81	H	W	109	100	1/8/93	H	W	102	88	1/14/09	H	W	118	86
1/11/82	A	W	112	94	2/24/93	H	W	103	88	1/17/09	A	W	105	85
3/12/82	A	W	113	109	4/15/93	A	W	106	105	3/4/09	A	W	115	111
4/9/82	H	W	106	103	11/17/93	H	W	105	100	4/8/09	H	W	106	104
4/16/82	A	L	96	113	12/7/93	A	L	90	117	11/7/09	A	W	86	76
11/7/82	A	W	102	100	1/2/94	H	L	97	101	1/13/10	A	W	111	87
1/14/83	H	W	133	108	2/17/94	H	L	98	117	2/5/10	H	W	96	87
3/7/83	H	W	121	114	4/5/94	A	L	94	120	2/27/10	H	L	96	104
3/11/83	A	L	93	98	12/10/94	A	L	96	108	11/24/10	H	W	89	83
3/18/83	H	W	116	103	2/4/95	A	W	92	78	12/5/10	A	W	100	75
4/12/83	A	W	99	93	3/10/95	H	L	81	111	2/16/11	H	W	94	80
12/23/83	H	W	125	113	4/17/95	H	W	98	96	3/14/11	A	L	79	88
1/3/84	A	W	105	103	4/23/95	A	L	99	102	1/4/12	H	W	89	70
2/6/84	A	L	112	115	12/1/95*	H	L	123	131	3/2/12	H	W	107	94
3/23/84	H	L	97	101	2/25/96	A	L	105	111	4/14/12	A	W	94	82
3/31/84	A	W	107	98	3/17/96**	H	W	107	106	11/15/12	A	L	97	102
4/15/84	H	W	118	111	4/19/96*	A	W	112	106	11/28/12	H	L	83	95
10/31/84	H	W	116	105	12/16/96*	H	L	108	110	12/25/12	A	W	93	76
12/8/84	A	W	107	98	12/21/96	A	L	100	101	4/10/13	H	L	93	101
12/11/84	H	W	130	121	2/23/97	A	L	93	109					
1/2/85	A	W	110	95	3/23/97	H	L	91	100					
3/27/85	A	W	105	95	11/19/97	A	L	100	108					
4/14/85	H	L	118	129	11/21/97	H	W	101	93					
10/25/85*	A	L	109	113	3/27/98	A	W	82	76					
12/4/85	A	W	130	111	4/8/98	H	L	104	117					
1/3/86	H	W	129	117	2/27/99	A	W	101	92					
3/30/86	H	W	122	117	3/1/99	H	L	97	99					
4/9/86	A	L	98	108	4/4/99	H	L	79	91					
4/13/86	H	W	135	107	11/19/99	H	W	109	96					
11/11/86	A	L	110	114	1/15/00	A	W	99	96					
12/10/86	H	W	108	98	2/4/00	H	W	100	95					
1/13/87	A	W	123	117	2/8/00	A	L	113	131					
2/23/87	H	W	116	103	12/20/00	H	W	99	86					
3/22/87	H	W	116	104	12/28/00	A	W	112	111					
4/10/87	A	L	108	117	3/22/01	A	W	113	98					
11/21/87	A	W	107	97	4/15/01	H	W	95	88					
12/2/87	H	W	130	99	10/31/01	H	L	95	92					
1/16/88	A	W	103	96	12/1/01*	A	W	105	98					
3/2/88	H	L	107	117	3/13/02	H	W	97	89					

* Overtime

** Double-overtime

NETS: New York Nets 1976-77; New Jersey Nets 1977-2012.; Brooklyn Nets 2012-Present.

ALL-TIME SERIES

Boston leads 113-59 (Celtics are 60-27 at home)

CURRENT STREAK: One Nets Win

LARGEST CELTICS WIN: 37 points; 116-79 on 10/31/79 @ New Jersey & 127-90 on 04/08/88 @ Boston

LARGEST NETS WIN: 36 points; 117-81 on 12/25/02 @ New Jersey



CHARLOTTE BOBCCATS

Time Warner Cable Arena (19,077)
333 E. Trade Street, Charlotte, NC 28202
704-688-8600 • fax 704-688-7600

2012-13 RESULTS

Series Split 2-2 (Celtics were 2-0 at TD Garden)

01/14/13 Charlotte 89 at Boston 100
02/11/13 Boston 91 at Charlotte 94
03/12/13 Boston 79 at Charlotte 100
03/16/13 Charlotte 88 at Boston 105

2013-14 MATCHUPS

11/13/13 Charlotte at Boston
11/25/13 Boston at Charlotte
04/11/14 Charlotte at Boston

DIRECTORY

HEAD COACH: Steve Clifford
ASSISTANT COACHES: Patrick Ewing, Brian Winters, Rick Brunson, Stephen Silas, Dan Leibovitz
ATHLETIC TRAINER: Steve Stricker
PUBLIC AND MEDIA RELATIONS: Mike Cristaldi, Josh Rosen, Jerome Hubbard
BROADCAST TELEVISION: FSN South. Broadcasters: Steve Martin, Dell Curry, Stephanie Ready
RADIO: WFNZ-AM. Broadcaster: Scott Lauer

2012-2013 SEASON SERIES (2-2) BOSTON VS. CHARLOTTE

PLAYER	G-GS	MIN	FG-FGA	CT	3FG-FGA	CT	FT-FTA	CT	OFF	DEF	TOT	AST	PF-DQ	STL	TO	BLK	PTS	AVG	HI
Rondo	1-1	37	8-11	.727	0-0	---	1-1	1.000	1	9	10	12	1-0	0	2	0	17	17.0	17
Pierce	3-3	84	14-35	.400	5-14	.357	13-17	.765	4	14	18	22	5-0	2	8	5	46	15.3	19
Green	4-2	112	18-36	.500	2-3	.667	15-17	.882	4	12	16	7	10-0	3	6	1	53	13.3	18
Bradley	4-4	116	18-44	.409	7-14	.500	4-4	1.000	0	7	7	6	9-0	4	7	5	47	11.8	16
Crawford (TOT)	4-1	104	14-39	.359	3-13	.231	7-9	.778	5	11	16	14	10-0	1	15	1	38	9.5	14
Crawford (BOS)	2-0	48	7-14	.500	3-7	.429	5-5	1.000	0	3	3	5	4-0	0	5	0	22	11.0	14
Garnett	3-3	81	9-34	.265	0-1	.000	10-14	.714	8	17	25	6	7-0	1	4	3	28	9.3	16
Bass	4-4	104	16-28	.571	0-0	---	2-4	.500	4	19	23	3	10-0	4	3	4	34	8.5	10
Sullinger	1-0	22	4-4	1.000	0-0	---	0-2	.000	1	4	5	0	5-0	0	1	1	8	8.0	8
Terry	4-0	91	11-22	.500	6-13	.462	4-6	.667	0	4	4	14	5-0	3	5	2	32	8.0	15
Lee	4-3	97	14-26	.538	3-9	.333	0-0	---	2	8	10	10	8-0	2	2	5	31	7.8	12
Randolph	2-0	33	5-13	.385	0-0	---	0-3	.000	5	7	12	0	8-0	2	2	0	10	5.0	6
Wilcox	3-0	50	5-7	.714	0-0	---	4-4	1.000	3	6	9	4	8-0	0	1	1	14	4.7	8
White	2-0	21	4-8	.500	0-0	---	1-5	.200	1	3	4	1	2-0	0	1	0	9	4.5	6
Williams	2-0	25	3-8	.375	1-1	1.000	1-4	.250	0	1	1	1	0-0	1	3	0	8	4.0	5
Barbosa	2-0	17	2-8	.250	1-1	1.000	2-2	1.000	2	1	3	3	1-0	0	0	0	7	3.5	4
Collins	2-0	21	1-4	.250	0-0	---	2-5	.667	3	4	7	2	4-0	0	0	0	4	2.0	3
CELTICS	4	960	139-302	.460	28-63	.444	64-91	.703	38	119	157	96	87-0	22	51	27	370	92.5	105
BOBCATS	4	960	135-309	.437	27-70	.386	74-105	.705	42	122	164	80	74-0	29	50	21	371	92.8	100

2012-2013 SEASON SERIES (2-2) CHARLOTTE VS. BOSTON

PLAYER	G-GS	MIN	FG-FGA	CT	3FG-FGA	CT	FT-FTA	CT	OFF	DEF	TOT	AST	PF-DQ	STL	TO	BLK	PTS	AVG	HI
Henderson	4-4	133	27-54	.500	2-4	.500	21-25	.913	4	5	9	13	9-0	3	8	3	77	19.3	35
Sessions	2-0	55	11-22	.500	2-4	.500	11-14	.786	1	5	6	4	5-0	1	2	1	35	17.5	19
Warrick	1-1	34	6-11	.545	0-0	---	4-6	.667	2	2	4	3	1-0	2	0	0	16	16.0	16
Walker	4-4	125	20-55	.364	5-15	.333	9-15	.692	3	8	11	18	5-0	9	8	0	54	13.5	18
Mullens	3-1	70	14-24	.583	5-7	.714	2-9	.222	7	19	26	9	6-0	0	3	0	35	11.7	25
Gordon	4-0	91	15-44	.341	5-21	.238	5-5	1.000	1	8	9	7	6-0	3	9	0	40	10.0	17
Pargo (TOT)	4-0	79	11-31	.355	6-16	.375	4-4	1.000	2	7	9	16	5-0	1	4	2	32	8.0	18
Pargo (CHA)	1-0	21	5-12	.417	4-6	.667	4-4	1.000	1	1	2	4	1-0	1	2	1	18	18.0	18
Kidd-Gilchrist	4-4	94	13-29	.448	0-0	---	4-8	.500	6	13	19	5	8-0	0	3	3	30	7.5	10
McRoberts (TOT)	4-2	110	11-26	.423	2-7	.286	5-5	1.000	9	27	36	7	11-0	3	3	5	29	7.3	13
McRoberts (CHA)	2-2	69	9-15	.600	1-4	.250	3-3	1.000	4	16	20	5	8-0	3	1	2	22	11.0	13
Taylor	4-0	46	5-10	.500	3-5	.600	3-4	.750	0	4	4	2	5-0	2	2	0	16	4.0	8
Biyombo	4-4	117	6-13	.462	0-0	---	3-4	.750	6	21	27	1	8-0	1	3	9	15	3.8	5
Adrien	4-0	38	4-11	.364	0-1	.000	4-8	.500	4	10	14	3	6-0	3	3	0	12	3.0	8
Haywood	3-0	52	0-5	.000	0-1	.000	1-4	.250	3	7	10	3	6-0	1	2	1	0.3	1	1
Williams	1-0	14	0-4	.000	0-2	.000	0-0	---	0	3	3	3	0-0	0	0	0	0	0.0	0
BOBCATS	4	960	135-309	.437	27-70	.386	74-105	.705	42	122	164	80	74-0	29	50	21	371	92.8	100
CELTICS	4	960	139-302	.460	28-63	.444	64-91	.703	38	119	157	96	87-0	22	51	27	370	92.5	105



CELTICS VS. BOBCATS GAME-BY-GAME RESULTS

Date	H/A	W/L	Celtics	Opp
11/12/04	H	W	91	74
1/25/05	A	W	97	92
3/4/05	H	W	104	84
3/14/05	A	W	119	110
11/5/05*	A	L	105	107
11/25/05	H	W	90	89
1/4/06	H	W	109	106
11/8/06*	H	W	110	108
11/22/06	A	L	83	92
12/16/06	A	W	106	100
3/21/07	H	L	84	92
11/24/07	A	W	96	95
1/9/08	H	L	83	95
2/29/08	H	W	108	100
4/5/08	A	W	101	78
11/29/08	A	W	89	84
1/6/09*	A	L	106	114
4/1/09**	H	W	111	109
10/28/09	H	W	92	59
12/1/09	A	W	108	90
3/3/10	H	W	104	80
12/11/10	A	W	93	62
1/14/11	H	W	99	94
2/07/11	A	L	89	94
3/25/11	H	L	81	83
2/7/12	H	W	94	84
3/26/12	A	W	102	95
4/15/12	A	W	94	82
1/14/13	H	W	100	89
2/11/13	A	L	91	94
3/12/13	A	L	74	100
3/16/13	H	W	105	88

* Overtime
** Double-overtime

ALL-TIME SERIES

Boston leads 23-9 (Celtics are 13-3 at home)

CURRENT STREAK: One Celtics Win

LARGEST CELTICS WIN: 33 points; 92-59 on 10/28/09 @ Boston

LARGEST BOBCATS WIN: 26 points; 100-74 on 03/12/13 @ Charlotte

CHICAGO BULLS



CHICAGO BULLS

United Center (20,917)

1901 West Madison Street, Chicago, IL 60612

312-455-4000 • fax 312-455-4198

2012-13 RESULTS

Series Split 2-2 (Celtics were 0-1 at TD Garden)

11/12/12 Boston 101 at Chicago 95
12/18/12 Boston 89 at Chicago 100
01/18/13 Chicago 100 at Boston 99 (OT)
02/13/13 Chicago 69 at Boston 71

2013-14 MATCHUPS

01/02/14 Boston at Chicago
03/30/14 Chicago at Boston
03/31/14 Boston at Chicago

DIRECTORY

HEAD COACH:Tom Thibodeau
ASSISTANT COACHES: Andy Greer, Adrian Griffin, Ed Pinckney, Mike Wilhelm
ATHLETIC TRAINER:Fred Tedeschi
PUBLIC & MEDIA RELATIONS: Tim Hallam, Sebrina Brewster, Matt Yob, Shaun Hickombottom
BROADCAST TELEVISION: WGN (Ch. 9), WCIU (Ch. 26). Broadcasters: Neil Funk, Stacey King
Comcast SportsNet Chicago. Broadcasters: Neil Funk, Stacey King
RADIO: WMVP (1000AM). Broadcasters: Bill Wennington, Chuck Swirsky, Steve Kaskul
SPANISH RADIO: WRT0 (1200 AM). Broadcasters: Omar Ramos, Matt Moreno

2012-2013 SEASON SERIES (1-2) BOSTON VS. CHICAGO

PLAYER	G-GS	MIN	FG-FGA	PCT	3FG-FGA	PCT	FT-FTA	PCT	OFF	DEF	TOT	AST	PF-DQ	STL	TO	BLK	PTS	AVG	HI
Rondo	3-3	113	31-55	.564	2-5	.400	12-17	.706	3	10	13	25	12-1	7	11	0	76	25.3	30
Garnett	4-4	119	22-53	.415	0-3	.000	9-13	.692	6	25	31	5	9-0	2	2	1	53	13.3	16
Bass	4-4	129	18-34	.529	0-0	---	11-11	1.000	8	16	24	5	8-0	4	5	4	47	11.8	16
Pierce	4-4	132	17-52	.327	4-14	.286	9-14	.643	2	19	21	18	10-0	4	7	1	47	11.8	16
Bradley	1-1	26	4-12	.333	0-1	.000	2-2	1.000	1	1	2	1	6-1	2	1	0	10	10.0	10
Terry	4-1	106	14-28	.500	4-11	.364	4-4	1.000	1	4	5	8	6-0	2	3	3	36	9.0	13
Lee	4-2	91	15-29	.517	2-5	.400	0-0	---	2	5	7	2	5-0	6	1	0	32	8.0	14
Crawford (TOT)	1-0	19	3-7	.429	1-1	1.000	0-0	---	0	0	0	1	0-0	0	0	0	7	7.0	7
Barbosa	3-1	42	6-19	.316	1-5	.200	4-4	1.000	1	3	4	7	7-0	2	2	1	17	5.7	6
Green	4-0	91	7-25	.280	2-9	.222	4-4	1.000	1	10	11	2	4-0	2	3	2	20	5.0	8
Sullinger	3-0	66	4-16	.250	1-2	.500	2-3	.667	6	13	19	5	12-1	1	2	2	11	3.7	7
Wilcox	3-0	44	4-5	.800	0-0	---	3-3	1.000	2	3	5	0	8-0	1	1	0	11	3.7	7
Collins	3-0	27	0-1	.000	0-0	---	0-0	---	3	5	8	1	4-0	2	0	0	0	0.0	0
CELTICS	4	985	142-329	.432	16-55	.291	60-75	.800	36	114	150	79	91-3	35	41	14	360	90.0	101
BULLS	4	985	134-297	.451	16-50	.320	80-104	.769	41	134	175	88	91-3	19	70	16	364	91.0	100

2012-2013 SEASON SERIES (2-1) CHICAGO VS. BOSTON

PLAYER	G-GS	MIN	FG-FGA	PCT	3FG-FGA	PCT	FT-FTA	PCT	OFF	DEF	TOT	AST	PF-DQ	STL	TO	BLK	PTS	AVG	HI
Boozer	4-4	135	30-62	.484	0-0	---	6-12	.500	12	35	47	7	9-0	3	7	2	66	16.5	21
Deng	4-4	146	21-45	.467	2-8	.250	14-17	.824	4	17	21	10	4-0	3	10	1	58	14.5	26
Noah	4-4	167	19-36	.528	0-0	---	14-17	.824	7	46	53	19	9-0	4	11	7	52	13.0	17
Robinson	4-2	102	14-33	.424	8-17	.471	10-14	.714	3	7	10	19	6-0	4	6	0	46	11.5	18
Hamilton	3-3	72	11-29	.379	1-3	.333	7-9	.778	0	3	3	6	8-0	0	10	0	30	10.0	20
Belinelli	4-1	93	12-30	.400	3-11	.273	10-10	1.000	1	4	5	4	5-0	1	4	1	37	9.3	12
Butler	4-0	82	11-22	.500	1-4	.250	11-12	.917	8	5	13	0	4-0	2	7	1	34	8.5	13
Gibson	4-0	80	10-19	.526	0-1	.000	3-5	.600	5	9	14	8	10-0	1	4	1	23	5.8	13
Hinrich	2-2	55	3-6	.500	1-3	.333	1-2	.500	1	1	2	7	10-1	0	3	1	8	4.0	8
Teague	4-0	44	3-11	.273	0-3	.000	4-6	.667	0	6	6	7	5-0	0	3	1	10	2.5	5
Cook (TOT)	1-0	0	0-0	---	0-0	---	0-0	---	0	0	0	0	0-0	0	0	0	0	0.0	0
Cook (CHI)	1-0	0	0-0	---	0-0	---	0-0	---	0	0	0	0	0-0	0	0	0	0	0.0	0
Mohammed	2-0	9	0-4	.000	0-0	---	0-0	---	0	1	1	1	1-0	1	1	1	0	0.0	0
BULLS	4	985	134-297	.451	16-50	.320	80-104	.769	41	134	175	88	91-3	19	70	16	364	91.0	100
CELTICS	4	985	142-329	.432	16-55	.291	60-75	.800	36	114	150	79	91-3	35	41	14	360	90.0	101



CELTICS VS. BULLS GAME-BY-GAME RESULTS

Date	H/A	W/L	Celtics	Opp	Date	H/A	W/L	Celtics	Opp	Date	H/A	W/L	Celtics	Opp	Date	H/A	W/L	Celtics	Opp
10/27/66	N	W	123	100	1/16/80	H	W	114	104	12/5/92	A	L	89	96	11/5/10*	H	W	110	105
11/3/66	N	W	137	108	1/29/80	A	W	103	99	1/18/93	A	L	93	103	12/3/10	H	W	104	92
11/8/66	A	W	112	101	11/9/80	H	W	111	105	4/4/93	H	L	89	101	1/8/11	A	L	72	90
12/10/66	H	W	125	110	11/18/80	A	W	113	112	11/13/93	A	W	98	97	4/7/11	A	L	81	97
12/30/66	A	W	110	106	12/13/80	A	W	106	95	12/15/93	H	L	98	108	1/13/12	H	L	79	88
1/13/67	H	W	122	102	12/17/80	H	W	115	98	3/16/94	H	L	100	101	2/12/12	H	W	95	91
1/17/67	A	W	109	101	1/9/81*	H	W	117	111	4/22/94**	A	W	104	94	2/16/12	A	L	80	89
3/2/67	N	W	114	108	1/29/81	A	L	85	108	12/3/94	A	L	109	125	4/5/12	A	L	86	93
3/7/67	A	L	114	117	11/4/81	H	W	115	93	12/28/94	H	L	97	105	11/12/12	A	W	101	95
10/14/67	H	W	105	90	11/17/81	A	W	98	95	3/22/95	H	L	107	124	12/18/12	A	L	89	100
11/9/67	A	W	107	93	1/6/82	H	L	102	116	3/30/95	A	L	82	100	1/18/13*	H	L	99	100
12/2/68	A	L	84	95	3/23/82	A	W	110	103	11/4/95	A	L	85	107	2/13/13	H	W	71	69
1/31/68	H	W	118	109	4/4/82	H	W	114	112	12/18/95	H	L	114	123					
3/1/68	H	W	94	87	4/13/82	A	L	115	120	3/2/96	A	L	75	107					
3/7/68	A	L	112	118	12/22/82	H	W	140	131	11/1/96	H	L	98	107					
10/19/68	A	W	106	96	1/21/83	A	W	117	106	11/9/96	A	L	92	104					
10/29/68	N	L	97	103	1/31/83	H	W	110	104	3/11/97	H	L	106	117					
12/1/68	A	W	102	94	3/26/83	A	L	108	118	4/1/97	A	L	106	111					
1/22/69	A	L	94	95	4/15/83	H	L	117	120	10/31/97	H	W	92	85					
3/2/69	H	W	99	92	11/12/83	A	W	116	101	12/3/97	H	L	87	97					
3/19/69	H	W	104	92	12/6/83	A	W	118	105	1/6/98	A	L	79	90					
11/8/69	A	L	87	103	1/31/84	A	W	106	83	3/23/98	A	L	88	111					
11/19/69	H	W	122	106	3/2/84	H	W	104	100	3/21/99	H	L	92	95					
12/6/69*	A	L	114	116	4/8/84	H	W	117	110	4/11/99	H	W	87	81					
12/23/69	H	W	117	112	11/15/84	A	W	125	105	4/23/99	A	W	100	91					
2/3/70	N	W	93	85	12/22/84	A	L	85	110	11/13/99	A	L	91	92					
3/13/70	A	L	113	134	1/9/85	H	W	111	108	1/8/00	A	L	79	96					
11/21/70	A	L	107	110	2/5/85	A	W	110	106	3/10/00	H	W	104	74					
12/5/70	A	W	101	97	2/22/85	N	W	115	105	4/14/00	H	W	106	91					
2/7/71	H	W	104	96	3/6/85	H	L	107	104	12/13/00	H	L	86	104					
2/9/71	A	W	90	88	12/15/85	H	W	109	104	3/25/01	H	W	102	98					
3/14/71	H	W	117	104	12/17/85	A	L	108	116	3/29/01	A	W	106	104					
11/20/71	A	L	106	123	1/30/86	A	W	101	91	11/2/01	H	W	96	82					
12/11/71	H	L	99	115	3/5/86	H	W	108	97	12/8/01	A	L	84	87					
12/14/71	A	W	116	108	3/21/86	H	W	126	105	12/14/01	H	W	107	101					
1/12/72	H	W	113	112	11/14/86	A	W	110	98	4/8/02	A	L	100	105					
2/2/72	H	W	124	100	1/2/87	H	W	113	99	10/30/02	H	L	96	99					
10/14/72	A	W	96	88	1/27/87	A	W	105	97	11/6/02	A	W	91	69					
12/29/72	H	L	99	106	1/28/87	H	W	132	103	11/27/02	H	W	92	82					
2/13/73	A	W	105	101	3/27/87	A	W	111	106	12/16/02	A	L	83	94					
3/21/73	H	W	106	105	4/17/87	H	W	108	105	11/12/03	H	L	82	89					
12/1/73	H	W	120	98	11/25/87	H	L	102	107	1/3/04	A	W	88	77					
12/8/73	A	L	95	112	1/12/88	A	W	104	97	2/12/04	A	L	87	107					
1/9/74	H	W	106	89	3/18/88	A	L	103	113	1/8/05	A	L	91	102..					
2/5/74	A	L	98	100	3/20/88	H	W	137	107	1/19/05	H	W	92	83					
10/30/74	H	L	104	105	4/21/88	H	W	126	119	1/29/05	A	W	101	97					
12/10/74	A	W	107	89	4/24/88	A	L	108	115	3/25/05	H	L	86	94					
3/11/75*	A	W	121	115	11/9/88	H	L	104	110	12/2/05	H	L	102	106					
3/28/75	H	W	97	92	12/6/88	A	L	105	100	12/27/05	A	L	86	118					
11/1/75	A	L	82	84	1/15/89	A	L	104	110	3/26/06	H	L	97	101					
12/3/75	H	L	106	109	3/8/89	H	W	104	95	4/1/06	A	L	94	100					
1/17/76	A	W	94	92	11/4/89	A	W	102	100	12/04/06	A	L	82	100					
3/24/76	H	W	94	87	3/4/90	H	L	114	118	3/11/07	H	L	78	94					
12/5/76	H	W	115	109	4/17/90	A	L	105	111	3/13/07	A	L	87	95					
12/11/76	A	L	76	84	4/20/90	H	W	120	116	12/8/07	A	W	92	81					
3/15/77	A	L	96	107	11/6/90	A	W	110	108	12/21/07	H	W	107	82					
3/30/77	N	W	90	88	11/9/90	H	L	100	120	3/7/08	H	W	116	93					
11/30/77	H	W	98	92	2/26/91	A	L	99	129	4/1/08	A	W	106	92					
12/30/77	A	L	97	102	3/31/91**	H	W	135	132	10/31/08	H	W	96	80					
3/24/78	A	L	96	97	11/6/91	H	L	113	132	12/19/08	H	W	126	108					
4/4/78	A	L	104	116	12/25/91	A	L	99	121	3/17/09	A	L	121	127					
11/1/78	H	W	118	112	3/11/92	A	L	85	119	10/30/09	H	W	118	90					
1/23/79	A	L	90	100	4/5/92	H	W	97	86	12/12/09	A	W	106	80					
3/30/79	H	L	105	121	12/2/92	H	W	101	96	1/14/10	H	L	83	96					
										4/13/10	A	L	93	101					

* Overtime

** Double-overtime

ALL-TIME SERIES

Boston leads 113-93 (Celtics are 65-34 at home)

CURRENT STREAK: One Celtics Win

LARGEST CELTICS WIN: 30 points; 137-107 on 03/20/88 @ Boston & 104-74 on 03/10/00 @ Boston

LARGEST BULLS WIN: 34 points; 119-85 on 03/11/92 @ Chicago



CLEVELAND CAVALIERS

Quicken Loans Arena (20,562)

One Center Court, Cleveland, OH 44115

216-420-2000 • fax 216-420-2298

2012-13 RESULTS

Series Split 2-2 (Celtics were 1-1 at TD Garden)

12/19/12 Cleveland 91 at Boston 103

01/22/13 Boston 90 at Cleveland 95

03/27/13 Boston 93 at Cleveland 92

04/05/13 Cleveland 97 at Boston 91

2013-14 MATCHUPS

11/29/13 Cleveland at Boston

12/28/13 Cleveland at Boston

04/12/14 Boston at Cleveland

DIRECTORY

HEAD COACH:Mike Brown

ASSISTANT COACHES:Bernie Bickerstaff, Jim Boylan, Igor Kokosov, Bret Brielmaier, Jamahl Mosley

ATHLETIC TRAINER:Stephen Spiro

PUBLIC AND MEDIA RELATIONS:Tad Carper, B.J. Evans, Jeff Schaefer, Cherome Owens, Phyllis Salern

BROADCAST TELEVISION:Fox Sports Ohio. Broadcasters: Fred McLeod, Austin Carr, Allie Clifton

RADIO:WTAM (1100AM). Broadcaster: John Michael, Jim Chones, Mike Snyder

2012-2013 SEASON SERIES (2-2) BOSTON VS. CLEVELAND

PLAYER	G-GS	MIN	FG-FGA	PTC	3FG-FGA	PTC	FT-FTA	PTC	OFF	DEF	TOT	AST	PF-DD	STL	TO	BLK	PTS	AVG	HI
Pierce	3-3	106	23-47	.489	8-16	.500	17-18	.944	4	21	25	20	5-0	6	12	3	71	23.7	40
Rondo	2-2	75	14-28	.500	0-3	.000	9-14	.643	3	14	17	16	7-0	2	9	1	37	18.5	20
Garnett	2-2	62	10-22	.455	0-1	.000	8-9	.889	0	11	11	6	6-0	2	4	8	28	14.0	16
Green	4-2	110	17-38	.447	4-7	.571	14-20	.700	1	19	20	10	8-0	2	6	3	52	13.0	23
Bass	4-3	131	21-42	.500	0-1	.000	6-8	.750	3	18	21	5	8-0	0	3	2	48	12.0	22
Crawford (TOT)	4-0	110	19-50	.380	1-15	.067	8-12	.667	4	7	11	16	7-0	4	3	1	47	9.5	12
Randomph (BOS)	2-0	54	8-22	.364	1-4	.250	2-5	.400	2	3	5	9	3-0	3	1	0	19	9.5	12
Randolph	2-0	22	7-10	.700	0-0	---	5-7	.714	4	5	9	0	7-1	3	2	0	19	9.5	16
Terry	4-1	102	13-31	.419	6-18	.333	0-0	---	0	9	9	11	3-0	3	4	0	32	8.0	15
Sullinger	2-0	41	6-13	.462	0-0	---	2-2	1.000	7	8	15	1	10-1	1	1	1	14	7.0	12
Bradley	3-3	89	6-23	.261	5-13	.385	3-6	.500	1	2	3	7	9-0	3	4	2	20	6.7	10
Lee	3-1	54	6-17	.353	3-5	.600	2-2	1.000	1	7	8	6	3-0	2	4	1	17	5.7	9
Williams	2-0	44	5-11	.455	0-2	.000	1-2	.500	1	6	7	3	1-0	1	5	1	11	5.5	9
Wilcox	2-2	43	3-6	.500	0-0	---	2-4	.500	3	7	10	3	5-0	2	1	3	8	4.0	6
Collins	1-1	23	0-0	---	0-0	---	1-2	.500	0	2	2	0	6-1	1	0	1	1	1.0	1
Barbosa	1-0	3	0-1	.000	0-0	---	0-0	---	0	0	0	0	0-0	0	0	0	0	0.0	0
CELTICS	4	960	139-311	.447	27-70	.386	72-99	.727	30	132	162	97	81-3	31	60	26	377	94.3	103
CAVALIERS	4	960	147-345	.426	17-60	.283	64-83	.771	45	133	178	86	86-1	29	57	22	375	93.8	97

2012-2013 SEASON SERIES (2-2) CLEVELAND VS. BOSTON

PLAYER	G-GS	MIN	FG-FGA	PTC	3FG-FGA	PTC	FT-FTA	PTC	OFF	DEF	TOT	AST	PF-DD	STL	TO	BLK	PTS	AVG	HI
Irving	3-3	113	29-61	.475	5-14	.357	10-12	.833	1	11	12	15	9-0	6	12	2	73	24.3	40
Thompson	4-4	144	22-51	.431	0-0	---	19-23	.826	17	30	47	8	10-0	3	5	4	63	15.8	29
Gee	4-4	127	21-47	.447	1-7	.143	6-8	.750	5	19	24	8	10-0	5	6	2	49	12.3	16
Zeller	4-4	124	20-40	.500	0-0	---	6-9	.667	8	20	28	6	16-1	1	3	4	46	11.5	20
Ellington (TOT)	3-2	89	14-29	.483	3-8	.375	2-4	.500	1	9	10	2	3-0	5	4	0	33	11.0	16
Ellington (CLE)	2-2	70	12-24	.500	2-6	.333	2-4	.500	1	8	9	2	2-0	4	2	0	28	14.0	16
Walters	2-2	69	9-27	.333	1-8	.125	1-2	.500	3	3	6	7	3-0	2	3	0	20	10.0	13
Miles	3-0	59	7-25	.280	4-15	.267	7-8	.875	2	10	12	8	10-0	2	3	1	25	8.3	13
Speights (TOT)	3-0	34	10-16	.625	0-0	---	5-6	.833	3	9	12	0	6-0	1	5	1	25	8.3	13
Speights (CLE)	2-0	20	6-10	.600	0-0	---	3-4	.750	1	5	6	0	6-0	1	4	1	15	7.5	13
Livingston (TOT)	3-1	70	7-19	.368	0-0	---	7-8	.875	0	6	6	10	2-0	1	5	4	21	7.0	12
Livingston (CLE)	3-1	70	7-19	.368	0-0	---	7-8	.875	0	6	6	10	2-0	1	5	4	21	7.0	12
Walton	4-0	57	7-11	.636	2-3	.667	1-2	.500	2	10	12	13	4-0	1	4	1	17	4.3	7
Gibson	2-0	36	2-8	.250	2-6	.333	0-0	---	0	2	2	7	4-0	2	4	1	6	3.0	6
Samuels	1-0	10	1-5	.200	0-0	---	1-2	.500	0	0	0	1	3-0	0	0	0	3	3.0	3
Sloan	1-0	6	1-2	.500	0-0	---	1-1	1.000	0	1	1	1	1-0	0	0	0	3	3.0	3
Jones	2-0	33	2-11	.182	0-0	---	0-0	---	4	5	9	0	2-0	0	1	1	4	2.0	2
Casspi	2-0	10	1-3	.333	0-1	.000	0-0	---	0	3	3	0	2-0	0	1	1	2	1.0	2
Quinn	1-0	13	0-1	.000	0-0	---	0-0	---	1	0	1	0	0-0	1	1	0	0	0.0	0
CAVALIERS	4	960	147-345	.426	17-60	.283	64-83	.771	45	133	178	86	86-1	29	57	22	375	93.8	97
CELTICS	4	960	139-311	.447	27-70	.386	72-99	.727	30	132	162	97	81-3	31	60	26	377	94.3	103



CELTICS VS. CAVALIERS GAME-BY-GAME RESULTS

Date	H/A	W/L	Celtics	Opp	Date	H/A	W/L	Celtics	Opp	Date	H/A	W/L	Celtics	Opp
11/20/70	H	W	116	112	3/25/83	H	W	124	102	4/11/97*	H	W	103	101
12/4/70	A	W	118	107	10/29/83	A	W	108	89	11/7/97	H	L	92	96
1/24/71	H	W	121	110	12/14/83	H	W	110	108	11/29/97	A	L	97	103
1/25/71	A	L	116	117	1/6/84	H	W	115	97	4/14/98	A	L	86	95
11/21/71	A	W	128	105	1/24/84	A	W	118	97	4/17/98	H	W	78	71
12/8/71	H	W	126	107	4/3/84	A	W	98	86	2/6/99	H	W	77	73
12/17/71	A	W	115	109	4/6/84	H	W	113	94	3/2/99	A	L	99	116
1/26/72	H	L	108	112	12/1/84	A	W	110	104	3/23/99	A	L	86	113
2/23/72	A	W	113	111	12/2/84	H	W	122	99	4/12/99	H	W	103	89
3/1/72	H	W	115	105	2/6/85	H	W	113	108	11/17/99	H	W	114	103
10/27/72	H	W	123	97	3/15/85	A	W	119	96	12/14/99	A	L	88	115
12/8/72	A	W	96	87	3/22/85	H	W	129	117	1/3/00	H	W	105	98
12/9/72	H	W	123	88	4/11/85	A	W	121	115	4/1/00	A	L	103	109
1/31/73	H	W	94	89	10/26/85	A	W	105	100	11/4/00	A	L	89	91
2/6/73	A	L	105	110	12/14/85	A	L	99	109	11/28/00	A	W	87	72
2/25/73	A	W	105	92	1/8/86	H	W	126	95	2/4/01	H	W	103	82
10/28/73	A	L	99	102	3/18/86	N	W	126	96	10/30/01	A	W	108	89
10/31/73	H	W	128	110	4/1/86	A	W	123	105	12/19/01	H	W	104	98
11/25/73	A	W	107	101	4/11/86	H	W	117	104	1/26/02	A	W	108	101
12/29/73	N	W	111	92	12/6/86	A	L	86	88	3/20/02	H	W	96	70
1/30/74	H	W	120	108	1/16/87*	H	W	133	128	12/13/02	H	W	115	100
3/15/74	A	L	103	104	2/4/87	H	W	104	102	12/21/02	A	W	89	82
10/23/74	H	L	107	108	3/24/87	N	W	111	88	3/28/03	H	W	104	95
10/29/74	A	W	107	92	4/7/87	A	L	83	107	3/29/03	A	W	110	106
1/31/75	H	W	121	99	11/13/87	H	W	128	114	11/14/03	H	W	91	82
3/25/75	A	W	89	84	11/17/87	A	L	88	109	12/13/03	A	W	105	98
11/23/75	A	W	105	90	1/23/88	A	L	100	119	1/9/04	H	W	107	82
1/20/76	A	L	85	98	3/6/88	H	W	127	98	2/9/04	A	L	89	97
3/26/76	H	W	95	93	4/15/88	A	L	109	120	11/26/04	H	L	96	98
4/1/76	A	W	95	88	11/22/88	N	L	102	114	12/18/04*	A	W	114	107
4/6/76	H	L	92	101	12/2/88	A	L	84	112	4/19/05	A	L	86	100
11/26/76	H	L	92	108	12/21/88	H	L	114	115	11/22/05	A	L	93	115
12/21/76	A	L	101	108	4/2/89	A	L	100	117	2/15/06**	H	L	109	113
3/29/77	A	L	82	110	4/14/89	H	W	113	104	3/24/06	A	L	82	94
4/10/77	H	W	115	105	11/1/89	A	L	101	104	4/17/06	H	L	88	93
10/29/77	A	L	98	103	12/1/89	H	W	102	89	11/11/06	A	L	93	94
11/2/77	H	L	101	104	3/21/90	H	W	123	114	1/3/07	H	L	104	107
3/16/78	A	L	102	112	4/6/90	A	W	109	104	4/1/07	H	W	98	96
3/22/78	H	W	105	99	11/2/90	H	W	125	101	11/27/07	A	L	104	109*
10/13/78	H	L	101	115	11/24/90	A	W	113	102	12/2/07	H	W	80	70
11/18/78	A	W	92	90	3/29/91	H	W	110	108	2/5/08	A	L	113	114
2/2/79	H	W	112	98	4/19/91*	A	L	117	124	2/27/08	H	W	92	87
3/21/79	A	L	109	111	1/3/92	H	L	100	111	10/28/08	H	W	90	85
10/13/79	A	W	139	117	1/20/92	A	W	107	102	1/9/09	A	L	83	98
10/17/79	H	W	127	108	3/18/92	H	W	96	94	3/6/09	H	W	105	94
12/8/79	A	L	100	116	4/7/92	A	W	100	97	4/12/09	A	L	76	107
1/30/80	H	W	110	103	12/1/92	A	L	101	111	10/27/09	A	W	95	89
3/22/80	A	L	105	109	1/12/93	A	W	121	115	2/25/10	H	L	88	108
3/28/80	H	W	130	122	3/7/93	H	W	96	88	3/14/10	A	L	93	104
10/10/80	H	W	130	103	4/23/93	H	W	107	99	4/4/10	H	W	117	113
11/22/80	A	L	98	113	1/5/94	A	W	101	96	10/27/10	A	L	87	95
12/20/80	A	W	107	102	1/7/94	H	L	85	99	11/30/10	A	W	106	87
1/14/81	H	W	120	113	3/2/94	H	L	96	110	1/25/11	H	W	112	95
2/25/81	H	W	124	103	4/24/94	A	L	91	117	1/29/12	H	L	87	88
11/14/81	A	W	92	91	12/9/94	H	L	89	96	1/31/12	A	W	93	90
12/22/81	H	W	120	116	12/26/94	A	L	102	123	2/28/12	A	W	86	83
1/2/82	A	W	106	103	2/8/95	H	W	75	67	12/19/12	H	W	103	91
1/28/82	A	W	116	104	4/4/95	A	W	97	92	1/22/13	A	L	90	95
3/24/82	H	W	136	115	1/5/96	H	W	93	77	3/29/13	A	W	93	92
10/29/82	A	W	104	93	2/6/96	A	L	73	91	4/5/13	H	L	91	99
12/8/82	H	W	113	93	3/8/96	H	L	91	96					
1/15/83	A	L	86	90	3/14/96	A	L	73	98					
1/23/83	H	W	105	91	3/1/97	A	L	81	99					
3/20/83	A	W	90	79	4/2/97	H	L	87	96					

* Overtime

** Double-overtime

ALL-TIME SERIES

Boston leads 117-71 (Celtics are 70-22 at home)

CURRENT STREAK: One Cavaliers Win

LARGEST CELTICS WIN: 35 points; 123-88 on 12/09/72 @ Boston

LARGEST CAVALIERS WIN: 31 points; 107-76 on 04/12/09 @ Cleveland



DALLAS MAVERICKS

American Airlines Center (19,200)
2500 Victory Avenue, Dallas, TX 75219
214-747-6287 • fax 214-665-4661

2012-13 RESULTS

Series Split 1-1 (Celtics were 1-0 at TD Garden)

12/12/12 Dallas 115 at Boston 117 (20T)

03/22/13 Boston 94 at Dallas 104

2013-14 MATCHUPS

02/09/14 Dallas at Boston

03/17/14 Boston at Dallas

DIRECTORY

HEAD COACH: Rick Carlisle
ASSISTANT COACHES: Kaleb Canales, Monte Mathis, Tony Brown, Darrell Armstrong
ATHLETIC TRAINER: Casey Smith
PUBLIC AND MEDIA RELATIONS: Sarah Melton, Scott Tomlin, Alan Rakowski, Gina Culvert
BROADCAST TELEVISION: Fox Sports Southwest. Broadcasters: Mark Followill, Derek Harper, Jeff Wade
RADIO: ESPN Radio (103.5FM). Broadcasters: Chuck Cooperstein, Brad Davis
SPANISH RADIO: Univision America (1270AM). Broadcaster: Victor Villalba

2012-2013 SEASON SERIES (1-1) BOSTON VS. DALLAS

PLAYER	G-GS	MIN	FG-FGA	PCT	3FG-FGA	PCT	FT-FTA	PCT	OFF	DEF	TOT	AST	PF-DQ	STL	TO	BLK	PIS	AVG	HI
Pierce	2-2	79	16-34	.471	5-11	.455	13-16	.813	1	10	11	6	7-0	5	5	1	50	25.0	34
Garnett	2-2	69	12-25	.480	0-0	---	8-8	1.000	2	15	17	7	6-0	3	3	2	32	16.0	16
Rondo	1-1	53	8-14	.571	0-1	.000	0-0	---	1	8	9	15	5-0	3	5	1	16	16.0	16
Crawford (TOT)	3-0	74	13-31	.419	5-13	.385	8-8	1.000	1	6	7	12	8-0	2	8	0	39	13.0	21
Crawford (BOS)	1-0	16	3-11	.273	1-5	.200	2-2	1.000	0	1	1	1	3-0	1	0	0	9	9.0	9
Bass	2-2	68	7-16	.438	0-0	---	11-14	.786	9	9	18	3	2-0	3	1	1	25	12.5	16
Green	2-0	57	10-27	.370	1-6	.167	4-4	1.000	0	8	8	4	7-0	0	6	1	25	12.5	16
Bradley	1-1	31	4-12	.333	1-3	.333	0-0	---	0	2	2	3	4-0	0	1	1	9	9.0	9
Terry	2-1	70	6-19	.316	1-8	.125	5-5	1.000	0	2	2	3	6-0	4	3	1	18	9.0	10
Wilcox	2-0	31	5-6	.833	0-0	---	5-6	.833	5	2	7	0	4-0	2	2	1	15	7.5	10
Lee	2-1	46	4-10	.400	2-5	.400	2-2	1.000	0	1	1	0	3-0	2	0	1	12	6.0	7
Sullinger	1-0	11	0-3	.000	0-0	---	0-0	---	1	2	3	1	1-0	1	1	0	0	0.0	0
Williams	1-0	0	0-0	---	0-0	---	0-0	---	0	1	1	0	0-0	0	0	0	0	0.0	0
CELTICS	2	530	75-177	.424	11-39	.282	50-57	.877	19	61	80	43	48-0	24	27	10	211	105.5	117
MAVERICKS	2	530	85-174	.489	14-42	.333	35-45	.778	20	78	98	53	49-1	15	42	10	219	109.5	115

2012-2013 SEASON SERIES (1-1) DALLAS VS. BOSTON

PLAYER	G-GS	MIN	FG-FGA	PCT	3FG-FGA	PCT	FT-FTA	PCT	OFF	DEF	TOT	AST	PF-DQ	STL	TO	BLK	PIS	AVG	HI	
Nowitzki	1-1	32	8-15	.533	1-2	.500	5-5	1.000	1	6	7	1	2-0	0	2	1	22	22.0	24	
Mayo	2-2	91	14-27	.519	5-10	.500	1-2	.500	0	10	10	12	7-0	4	11	0	34	17.0	24	
Carter	2-0	63	10-27	.370	3-12	.250	6-9	.667	3	10	13	8	4-0	2	3	1	29	14.5	19	
Collison	2-0	66	10-16	.625	1-3	.333	7-9	.778	1	9	10	9	6-0	5	10	0	28	14.0	20	
Marion	2-2	76	9-21	.429	1-3	.333	8-11	.727	9	15	24	10	4-0	0	3	2	27	13.5	16	
B. Wright	2-1	35	12-17	.706	0-0	---	1-2	.500	5	3	8	0	5-0	1	0	2	25	12.5	23	
Da. Jones	1-1	32	5-10	.500	0-3	.000	0-0	---	2-2	1.000	0	4	0	5-0	0	0	1	12	12.0	12
Fisher	1-1	36	4-12	.333	2-3	.667	0-0	---	0	3	3	4	6-1	1	3	2	10	10.0	10	
Brand	1-0	20	4-6	.667	0-0	---	1-1	1.000	1	6	7	0	1-0	1	4	0	9	9.0	9	
Kaman	2-1	41	7-13	.538	0-0	---	2-2	1.000	0	8	8	2	4-0	0	4	0	16	8.0	12	
M. James	1-1	25	2-7	.286	1-5	.200	2-2	1.000	0	2	2	6	2-0	1	1	1	7	7.0	7	
Beaubois	1-0	2	0-2	.000	0-1	.000	0-0	---	0	0	0	1	0-0	0	0	0	0	0.0	0	
Crowder	1-0	8	0-1	.000	0-0	---	0-0	---	0	0	0	0	2-0	0	0	0	0	0.0	0	
B. James	1-0	1	0-0	---	0-0	---	0-0	---	0	1	1	0	1-0	0	0	0	0	0.0	0	
Do. Jones	1-0	2	0-0	---	0-0	---	0-0	---	0	1	1	0	0-0	0	0	0	0	0.0	0	
MAVERICKS	2	530	85-174	.489	14-42	.333	35-45	.778	20	78	98	53	49-1	15	42	10	219	109.5	115	
CELTICS	2	530	75-177	.424	11-39	.282	50-57	.877	19	61	80	43	48-0	24	27	10	211	105.5	117	



CELTICS VS. MAVERICKS GAME-BY-GAME RESULTS

Date	H/A	W/L	Celtics	Opp
12/5/80	H	W	97	87
3/3/81	A	W	117	105
12/16/81	H	W	109	92
3/2/82	A	W	101	97
11/12/82	H	W	118	110
1/8/83	A	W	114	110
12/30/83*	A	W	114	109
3/28/84	H	W	114	107
11/27/84	A	W	114	99
3/8/85	H	W	133	122
12/18/85	H	W	137	117
3/10/86	A	L	115	116
1/14/87	H	W	117	108
2/18/87	A	W	113	96
2/12/88	A	W	105	104
4/3/88	H	W	110	101
12/29/88	A	L	115	131
3/5/89	H	W	107	106
2/28/90	H	W	111	98
3/14/90	A	L	102	113
12/7/90	A	W	112	104
1/6/91	H	W	127	110
2/12/92	A	L	100	108
3/1/92	H	W	101	91
2/12/93	A	W	109	100
3/26/93	H	W	106	97
1/19/94	A	W	89	84
1/24/94	H	W	110	102
12/15/94	A	L	113	122
4/2/95	H	W	94	87
1/7/96	H	L	96	117
1/19/96	A	L	124	129
11/24/96	H	W	105	91
3/13/97	A	L	107	109
2/4/98	H	W	110	99
3/17/98	A	L	93	99
2/28/00	H	L	100	108
3/18/00	A	W	104	99
12/18/00	H	L	98	106
2/22/01	A	L	91	98
2/21/02	A	L	92	98
3/29/02	H	L	82	108
11/15/02	H	L	86	97
1/10/03	A	L	78	103
12/17/03	H	W	105	103
3/19/04	A	L	104	120
12/28/04	A	L	94	113
3/30/05	H	L	100	112
12/10/05	A	L	94	103
1/9/06	H	L	102	104
3/16/07	A	L	101	106
3/23/07	H	L	95	109
1/31/08	H	W	96	90
3/20/08	A	W	94	90
1/25/09	H	W	124	100
2/12/09	A	W	99	92
1/18/10	H	L	90	99
3/20/10	A	W	102	93
11/8/10	A	L	87	89
2/4/11	H	L	97	101
1/11/12	H	L	85	90
2/4/12	A	L	73	89
12/12/12**	H	W	117	115
3/22/13	A	L	94	104

* Overtime

** Double-overtime

ALL-TIME SERIES

Boston leads 36-28 (Celtics are 21-11 at home)

CURRENT STREAK: One Mavericks Win**LARGEST CELTICS WIN:** 24 points; 124-100 on 01/25/09 @ Boston**LARGEST MAVERICKS WIN:** 26 points; 108-82 on 03/29/02 @ Boston



DENVER NUGGETS

Pepsi Center (19,099)

1000 Chopper Circle, Denver, CO 80204

303-405-1100 • fax 303-893-3203

2012-13 RESULTS

Series Split 1-1 (Celtics were 1-0 at TD Garden)

02/10/13 Denver 114 at Boston 118 (3OT)

02/19/13 Boston 90 at Denver 97

2013-14 MATCHUPS

12/06/13 Denver at Boston

01/07/14 Boston at Denver

DIRECTORY

HEAD COACH:Brian Shaw

ASSISTANT COACHES:Lester Connor, Melvin Hunt, Patrick Mutombo

ATHLETIC TRAINER:Jim Gillen

PUBLIC AND MEDIA RELATIONS:Tim Gelt, Nick O'Hayre, Aaron Lopez, Cody Wise

BROADCAST TELEVISION:Altitude Sports. Broadcasters: Chris Marlowe, Scott Hastings

RADIO:KRWZ (950 AM)/KCKK (1510AM/93.7FM). Broadcaster: Jason Kosmicki

2012-2013 SEASON SERIES (1-1) BOSTON VS. DENVER

PLAYER	G-GS	MIN	FG-FGA	PCT	3FG-FGA	PCT	FT-FTA	PCT	OFF	DEF	TOT	AST	PF-DQ	STL	TO	BLK	PTS	AVG	HI
Green	2-0	75	14-22	.636	3-5	.600	6-6	1.000	1	5	6	3	8-0	3	6	5	37	18.5	20
Pierce	2-2	89	9-34	.265	6-14	.429	13-14	.929	1	19	20	20	11-1	0	6	0	37	18.5	27
Terry	2-0	69	12-27	.444	6-17	.353	3-5	1.000	0	3	3	4	2-0	3	1	0	33	16.5	26
Garnett	2-2	78	15-38	.395	0-0	---	2-4	.500	5	22	27	10	5-0	4	2	3	32	16.0	20
Bradley	2-2	79	13-28	.464	2-6	.333	2-2	1.000	1	7	8	4	9-0	3	4	1	30	15.0	17
Lee	2-2	53	7-14	.500	2-6	.333	1-1	1.000	1	3	4	7	4-0	4	6	0	17	8.5	15
Crawford (TOT)	1-0	17	3-6	.500	1-2	.500	1-2	.500	1	0	1	2	0-0	0	2	0	8	8.0	8
Bass	2-2	62	5-14	.357	0-0	---	1-2	.500	3	10	13	5	1-0	1	2	0	11	5.5	6
Barbosa	1-0	17	2-5	.400	1-2	.500	0-0	---	0	2	2	1	2-0	1	0	0	5	5.0	5
Wilcox	2-0	21	1-4	.250	0-0	---	3-6	.500	2	1	3	2	0-0	1	0	1	5	2.5	3
Collins	2-0	12	0-1	.000	0-0	---	1-2	.500	2	2	4	0	1-0	0	1	0	1	0.5	1
Melo	1-0	0	0-0	---	0-0	---	0-0	---	0	0	0	0	0-0	0	0	0	0	0.0	0
CELTICS	2	555	78-187	.426	20-50	.400	32-40	.800	16	74	90	56	43-1	20	29	10	208	104.0	118
NUGGETS	2	555	81-190	.426	15-46	.326	34-53	.642	25	85	110	46	36-0	17	28	14	211	105.5	114

2012-2013 SEASON SERIES (1-1) DENVER VS. BOSTON

PLAYER	G-GS	MIN	FG-FGA	PCT	3FG-FGA	PCT	FT-FTA	PCT	OFF	DEF	TOT	AST	PF-DQ	STL	TO	BLK	PTS	AVG	HI
Lawson	2-2	92	21-35	.600	5-11	.455	8-10	.800	3	9	12	15	3-0	2	5	0	55	27.5	29
Gallinari	2-2	88	14-37	.378	6-17	.353	10-14	.714	2	13	15	8	6-0	4	5	2	44	22.0	26
A. Miller	2-0	63	11-24	.458	2-4	.500	2-3	.667	3	3	6	8	3-0	0	8	2	26	13.0	15
Brewer	2-0	49	9-25	.360	0-5	.000	5-7	.714	3	4	7	1	4-0	5	2	1	23	11.5	13
Farned	2-2	73	8-17	.471	0-0	---	5-11	.455	9	19	28	2	8-0	4	3	2	21	10.5	14
Koufos	2-2	41	9-12	.750	0-0	---	1-1	1.000	1	3	4	0	3-0	0	2	0	19	9.5	11
McGee	2-0	50	4-12	.333	0-0	---	2-3	.667	3	15	18	0	2-0	0	3	0	10	5.0	5
Chandler	2-0	50	3-15	.200	1-5	.200	0-0	---	1	14	15	1	3-0	0	1	2	7	3.5	7
Igoudala	2-2	49	2-13	.154	1-4	.250	1-4	.250	0	5	5	11	4-0	2	2	2	6	3.0	5
NUGGETS	2	555	81-190	.426	15-46	.326	34-53	.642	25	85	110	46	36-0	17	28	14	211	105.5	114
CELTICS	2	555	78-187	.426	20-50	.400	32-40	.800	16	74	90	56	43-1	20	29	10	208	104.0	118



CELTICS VS. NUGGETS GAME-BY-GAME RESULTS

Date	H/A	W/L	Celtics	Opp	Date	H/A	W/L	Celtics	Opp
11/19/76	H	W	112	108	1/2/06	A	L	110	120
12/26/76	A	W	103	101	3/15/06	H	W	106	101
2/27/77	A	L	100	121	12/15/06	H	W	119	114
3/6/77*	H	W	112	110	12/26/06	A	L	105	116
11/4/77	H	L	107	109	11/7/07	H	W	119	93
2/19/78	A	L	115	118	2/19/08	A	L	118	124
3/19/78	H	W	122	95	11/14/08	H	L	85	94
3/29/78	A	L	106	109	2/23/09	A	W	114	76
11/17/78	H	W	120	118	2/21/10	A	L	105	114
1/6/79	A	L	98	127	3/24/10	H	W	113	99
3/23/79	A	L	113	137	12/8/10	H	W	105	89
4/6/79	H	L	101	107	2/24/11	A	L	75	89
11/28/79	H	W	119	97	3/17/12	A	L	91	98
2/23/80	A	W	124	105	2/10/13***	H	W	118	114
12/23/80	H	W	136	128	2/19/13	A	L	90	97
2/15/81	A	W	120	118					
12/29/81	A	L	123	128					
2/5/82	H	W	145	144					
12/12/82	H	W	126	112					
12/30/82	A	W	145	132					
11/15/83	A	W	140	124					
12/9/83	N	W	119	90					
12/5/84	H	W	123	107					
2/20/85	A	L	129	132					
1/15/86	H	W	123	100					
2/20/86	A	L	100	102					
12/3/86	H	W	119	113					
2/10/87	A	W	119	105					
12/9/87	H	L	119	124					
2/1788	A	L	125	138					
12/27/88	A	L	109	130					
3/12/89	H	W	121	115					
12/8/89	H	L	102	103					
2/25/90	A	W	115	107					
12/5/90	H	W	148	140					
2/17/91	A	W	126	108					
12/9/91	H	W	132	94					
12/28/91	A	L	90	97					
12/9/92	H	W	129	119					
3/18/93	A	W	105	101					
1/16/94	H	W	105	100					
2/23/94	A	L	94	102					
12/12/94	H	W	113	103					
12/19/94	A	L	85	104					
2/18/96	A	L	93	117					
3/22/96	H	W	99	98					
11/15/96	H	L	80	82					
12/30/96	A	W	104	102					
11/12/97	H	W	96	86					
2/10/98	A	L	99	112					
3/5/99	H	W	102	94					
12/8/99	H	W	115	90					
12/30/99	A	W	102	94					
12/10/00*	H	W	104	102					
3/16/01	A	W	87	83					
12/5/01	H	W	95	80					
2/12/02	A	W	110	93					
1/24/03	H	W	77	58					
3/22/03	A	L	80	90					
12/7/03	A	W	116	111					
3/17/04	H	W	104	100					
12/15/04	H	L	99	100					
2/23/05	A	L	86	107					

* Overtime
 ** Double-Overtime
 *** Triple-Overtime

ALL-TIME SERIES

Boston leads 47-31 (Celtics are 31-7 at home)

CURRENT STREAK: One Nuggets Win

LARGEST CELTICS WIN: 38 points; 132-94 on 12/09/91 @ Boston

LARGEST NUGGETS WIN: 29 points; 127-98 on 01/06/79 @ Denver



DETROIT PISTONS

The Palace of Auburn Hills (22,076)
6 Championship Drive, Auburn Hills, MI 48326
248-377-0100 • fax 248-377-3260

2012-13 RESULTS

Detroit won 2-1 (Celtics were 1-0 at TD Garden)

12/30/11 Boston 83 at Detroit 103
01/20/13 Boston 88 at Detroit 103
04/03/13 Detroit 93 at Boston 98

2013-14 MATCHUPS

11/03/13 Boston at Detroit
12/18/13 Detroit at Boston
03/09/14 Detroit at Boston
04/05/14 Boston at Detroit

DIRECTORY

HEAD COACH: Maurice Cheeks
ASSISTANT COACHES: Henry Bibby, John Loyer, Maz Trakh, Rasheed Wallace, Bernard Smith
ATHLETIC TRAINER: Mike Abdenour
PUBLIC AND MEDIA RELATIONS: Kevin Grigg, Cletus Lewis, Michelle Fikany
CABLE TELEVISION: FS Detroit. Broadcasters: George Blaha, Greg Kesler
RADIO: WXYT (97.1 FM The Ticket). Broadcasters: George Blaha, Mark Champion, Rick Mahorn

2012-2013 SEASON SERIES (1-2) BOSTON VS. DETROIT

PLAYER	G-GS	MIN	FG-FGA	PCT	3FG-FGA	PCT	FT-FTA	PCT	OFF	DEF	TOT	AST	PF-DQ	STL	TO	BLK	PTS	AVG	HI
Green	3-1	94	19-33	.576	4-10	.400	13-18	.722	4	6	10	4	8-0	2	5	5	55	18.3	34
Garnett	2-2	50	11-20	.550	0-0	---	9-13	.692	2	9	11	0	3-0	2	4	2	31	15.5	16
Crawford (TOT)	3-2	86	15-41	.366	2-11	.182	12-13	.923	1	8	9	16	9-0	4	8	0	44	14.7	21
Crawford (BOS)	1-0	12	1-5	.200	0-1	.000	1-1	1.000	0	1	1	3	2-0	0	1	0	3	3.0	3
Pierce	3-3	99	15-37	.405	2-12	.167	8-8	1.000	0	15	15	7	11-0	4	7	1	40	13.3	17
Sullinger	2-0	49	10-19	.526	0-0	---	3-4	.750	6	6	12	0	8-0	0	2	0	23	11.5	16
Rondo	2-2	75	9-23	.391	2-3	.667	0-0	---	4	8	12	25	8-0	4	15	0	20	10.0	12
Bradley	2-2	53	8-16	.500	1-3	.333	0-0	---	0	0	0	3	6-0	2	1	0	17	8.5	11
Bass	3-3	64	9-20	.450	0-0	---	5-6	.833	1	10	11	1	9-0	0	5	3	25	7.7	17
Lee	3-0	60	7-18	.389	3-9	.333	2-2	1.000	1	4	5	2	6-0	4	5	0	19	6.3	16
Terry	3-1	66	5-17	.294	3-13	.231	6-8	.750	0	9	9	3	6-0	2	2	0	19	6.3	10
Barbosa	2-0	23	3-9	.333	0-1	.000	3-4	.750	0	3	3	1	2-0	2	1	0	9	4.5	5
Collins	1-0	8	0-1	.000	0-0	---	2-2	1.000	0	1	1	0	2-0	1	1	0	2	2.0	2
Randolph	1-0	13	1-1	1.000	0-0	---	0-0	---	1	1	2	0	1-0	0	0	1	2	2.0	2
Wilcox	2-1	40	2-4	.500	0-0	---	0-0	---	3	7	10	2	7-0	2	0	1	4	2.0	2
Williams	1-0	13	1-2	.500	0-0	---	0-0	---	0	4	4	3	1-0	2	1	0	2	2.0	2
CELTICS	3	720	101-225	.449	15-52	.288	52-66	.788	22	84	106	54	80-0	27	52	13	269	89.7	98
PISTONS	3	720	109-243	.449	17-54	.315	64-87	.736	44	97	141	67	65-0	27	55	9	299	99.7	103

2012-2013 SEASON SERIES (2-1) DETROIT VS. BOSTON

PLAYER	G-GS	MIN	FG-FGA	PCT	3FG-FGA	PCT	FT-FTA	PCT	OFF	DEF	TOT	AST	PF-DQ	STL	TO	BLK	PTS	AVG	HI
Monroe	3-3	109	25-45	.556	0-1	.000	9-12	.750	14	27	41	11	5-0	5	11	0	59	19.7	24
Stuckey	3-1	88	10-30	.333	2-10	.200	17-21	.810	3	5	8	10	5-0	2	2	2	39	13.0	22
Prince	2-2	70	11-24	.458	2-3	.667	0-0	---	0	8	8	3	1-0	1	3	0	24	12.0	14
Singler	3-3	85	13-27	.481	3-7	.429	5-7	.714	6	9	15	8	11-0	3	7	1	34	11.3	14
Bynum	2-0	43	8-18	.444	1-2	.500	5-8	.625	1	1	2	10	6-0	3	1	0	22	11.0	15
Magette	1-0	14	3-6	.500	1-2	.500	4-4	1.000	0	1	1	2	3-0	0	1	0	11	11.0	11
Jerebko	2-0	38	7-12	.583	2-4	.500	5-5	1.000	0	6	6	1	6-0	3	2	0	21	10.5	19
Maxiell	2-2	54	7-14	.500	0-0	---	7-8	.875	3	8	11	2	4-0	2	4	5	21	10.5	15
Calderon (TOT)	1-1	28	3-7	.429	2-3	.667	2-3	.667	0	2	2	9	1-0	1	3	0	10	10.0	10
Drummond	3-1	59	11-15	.733	0-0	---	6-11	.545	11	11	22	1	7-0	3	2	1	28	9.3	16
Knight	3-3	92	9-25	.360	4-11	.364	6-10	.600	2	8	10	10	6-0	2	14	0	28	9.3	15
Villanueva	2-0	32	4-21	.190	2-11	.182	0-0	---	3	11	14	5	5-0	1	3	0	10	5.0	6
Middleton	2-0	25	1-2	.500	0-1	.000	0-1	.000	0	1	1	3	3-0	2	0	0	2	1.0	2
Daye	2-0	6	0-1	.000	0-1	.000	0-0	---	0	1	1	1	3-0	0	1	0	0	0.0	0
English	1-0	7	0-3	.000	0-1	.000	0-0	---	1	0	1	0	0-0	0	0	0	0	0.0	0
PISTONS	3	720	109-243	.449	17-54	.315	64-87	.736	44	97	141	67	65-0	27	55	9	299	99.7	103
CELTICS	3	720	101-225	.449	15-52	.288	52-66	.788	22	84	106	54	80-0	27	52	13	269	89.7	98



CELTICS VS. PISTONS GAME-BY-GAME RESULTS (SINCE 1960-61)

Date	H/A	W/L	Celtics	Opp	Date	H/A	W/L	Celtics	Opp	Date	H/A	W/L	Celtics	Opp	Date	H/A	W/L	Celtics	Opp
10/22/60	H	W	118	116	2/9/68	H	W	107	100	12/2/81	H	W	115	114	11/29/95	H	W	100	96
11/15/60*	N	L	114	115	2/13/68	A	W	127	115	1/10/82	N	W	134	124	4/7/96	H	W	98	97
11/30/60	A	W	125	110	2/14/68	N	W	118	96	1/16/82	A	W	128	120	4/14/96*	A	L	96	105
12/24/60	H	W	150	106	3/20/68	H	L	116	125	3/8/82	A	W	111	101	11/20/96	H	L	83	108
1/6/61	A	W	108	102	10/18/68	A	W	106	88	3/26/82	H	W	125	104	12/15/96	A	L	89	99
1/10/61	N	W	118	98	10/30/68	H	L	117	119	11/30/82	N	L	116	123	1/2/97	A	L	87	99
1/27/61	H	W	140	111	12/6/68	H	W	132	118	12/4/82	A	W	119	112	2/28/97*	H	L	100	106
2/10/61	A	L	134	137	12/11/68	A	W	108	106	12/15/82	A	W	108	104	11/23/97	H	W	90	86
2/26/61	A	W	113	99	1/8/69	H	W	113	104	12/19/82	H	L	114	131	12/13/97	A	L	77	93
3/9/61	N	W	119	118	2/12/69	A	W	113	106	4/10/83	H	W	115	113	3/13/98	H	L	92	96
10/21/61	H	W	137	102	10/21/69	A	L	97	98	4/13/83	A	L	101	113	4/3/98	A	W	101	100
11/9/61	N	L	110	116	12/16/69	N	W	117	98	10/28/83	A	L	121	127	3/12/99	A	L	83	93
11/26/61	A	W	107	101	12/31/69	H	W	124	121	11/11/83	H	W	126	118	3/31/99	H	L	72	87
11/28/61	N	W	116	108	1/2/70	A	W	110	92	11/27/83	H	W	114	99	4/27/99	H	L	85	92
1/3/62	A	L	103	112	1/14/70	H	W	123	118	12/17/83	A	W	129	115	11/10/99	H	L	92	110
1/17/62	A	W	126	116	1/23/70	H	L	105	109	2/5/84*	H	W	137	134	3/13/00	A	L	115	124
1/27/62	H	L	120	124	3/10/70	A	L	112	115	4/13/84*	A	L	120	128	4/5/00	A	L	106	111
3/9/62	A	W	130	111	10/21/70	H	L	118	121	10/26/84	A	W	130	123	11/1/00	H	W	103	83
11/31/62	A	W	115	100	11/28/70	A	W	121	98	11/2/84	H	W	127	116	12/26/00	A	L	96	101
11/3/62	H	W	125	114	12/11/70*	H	L	118	121	12/4/84	A	L	99	104	1/29/01	H	W	99	87
11/27/62	N	W	125	115	1/16/71	A	L	118	121	1/29/85	N	W	131	130	2/2/01	A	W	102	95
12/5/62	A	W	106	93	2/14/71	A	W	110	108	3/3/85	H	W	138	129	1/11/02	H	W	104	90
12/13/62	N	W	103	83	11/5/71	H	W	103	102	3/31/85	A	L	105	113	1/19/02	A	L	91	94
2/3/63	H	W	137	128	1/14/72	H	W	108	94	11/9/85	A	W	124	105	3/8/02	H	W	117	92
2/20/63	A	W	117	113	1/29/72	A	W	124	112	11/27/85	H	W	132	124	3/24/02	A	L	101	109
3/7/63	A	W	115	104	3/3/72	A	W	125	96	1/7/86	A	L	109	113	1/28/03	A	L	83	86
10/30/63	A	W	108	102	3/26/72	H	W	133	120	3/2/86	H	W	129	109	1/31/03	H	L	66	118
11/2/63	H	W	117	109	10/11/72	A	W	121	108	4/2/86	H	W	122	106	3/15/03	A	W	81	71
1/18/64	A	W	121	115	11/11/72	H	W	121	118	11/15/86	A	W	118	111	4/16/03	H	W	99	92
2/24/64	A	L	113	115	2/9/73	H	L	95	104	1/10/87	A	L	101	118	11/5/03	A	L	88	96
2/29/64	N	W	115	108	3/2/73	A	W	115	101	3/1/87	H	W	112	102	1/5/04	H	L	68	78
3/7/64	H	W	112	94	11/10/73	N	W	102	97	3/8/87*	A	L	119	122	1/28/04	H	L	103	106
3/8/64	H	W	128	118	1/4/74	A	L	101	106	4/3/87*	H	W	119	115	1/2/05	A	L	88	100
3/12/64	N	W	140	120	2/19/74	H	W	107	97	12/4/87	A	L	105	128	1/7/05	H	L	104	110
10/17/64	H	W	112	81	2/26/74	A	W	86	83	1/15/88	H	W	143	105	3/11/05**	H	W	115	113
10/22/64	N	W	104	102	11/8/74	H	L	104	105	1/29/88	A	L	108	125	3/26/05*	A	L	99	105
10/30/64	A	W	106	90	1/11/75	H	W	96	90	2/28/88	A	L	101	106	11/4/05	H	L	81	82
11/7/64	H	W	130	1134	2/3/75	A	W	114	100	4/1/88	H	W	121	110	11/15/05	A	L	100	115
12/25/64	N	W	118	106	3/18/75	A	W	116	90	4/19/88	H	W	121	110	1/16/06	A	L	84	94
12/27/64	N	W	112	106	11/8/75	A	W	118	104	11/11/88	H	L	107	116	11/3/06	H	L	88	101
1/2/65	A	W	101	89	1/23/76	H	W	108	91	1/16/89	A	L	87	96	1/13/07	A	L	73	81
2/10/65	A	W	117	106	2/1/76	A	W	114	109	1/22/89	H	W	112	99	2/6/07	A	L	102	109
3/10/65	H	W	124	106	3/17/76	H	W	88	87	3/17/89	A	L	98	106	4/18/07	H	L	89	91
3/11/65	N	W	112	100	11/20/76	A	L	110	116	11/18/89	A	L	86	103	12/19/07	H	L	85	87
10/29/65	A	L	106	108	1/25/77	H	L	89	91	1/10/90	H	W	104	97	1/5/08	A	W	92	85
11/13/65	H	W	122	93	2/15/77	N	W	109	99	3/30/90	H	W	123	111	3/5/08	H	W	90	78
11/26/65	N	W	134	114	3/4/77	A	W	94	92	4/3/90	A	L	82	93	11/9/08	A	W	88	76
12/17/65	A	W	114	112	10/24/77	A	L	85	100	12/14/90	H	W	108	100	11/20/08	H	W	98	80
1/18/66	N	L	115	116	12/26/77	H	L	100	122	1/21/91	A	L	90	101	1/30/09	A	W	86	78
1/27/66	N	W	131	112	3/14/78	H	W	105	98	1/23/91	H	W	111	94	3/1/09	H	L	95	105
1/28/66	H	L	105	108	4/7/78	H	L	109	111	4/16/91	A	L	90	118	1/20/10	A	L	86	92
2/1/66	N	W	100	81	11/12/78	H	L	123	128	1/26/92	H	W	106	91	3/2/10	A	W	105	100
2/2/66	A	L	93	99	12/5/78	A	W	114	112	3/20/92*	A	W	104	99	3/15/10	H	W	119	93
3/17/66	A	W	128	103	3/9/79	A	L	117	160	3/27/92	H	W	106	87	11/27/10	A	W	109	86
11/25/66	A	L	105	107	3/16/79	H	W	99	98	4/15/92	A	L	92	89	12/29/10	A	L	92	104
11/29/66	N	L	96	138	11/14/79	H	W	115	111	1/27/93	A	L	94	103	1/19/11	H	W	86	82
12/2/66	H	L	116	119	12/4/79*	A	W	118	114	3/1/93	A	L	95	99	4/3/11	H	W	101	90
12/16/66	N	W	130	111	1/23/80	A	W	131	104	3/5/93	H	W	105	101	12/30/11	H	W	96	85
12/20/66*	N	W	116	113	2/10/80	H	W	128	111	4/9/93	H	L	90	105	2/15/12	H	L	88	98
1/25/67	A	W	112	105	3/2/80	H	W	118	115	11/24/93	A	W	118	103	2/19/12	A	L	81	96
1/27/67	H	W	112	106	3/20/80	A	W	124	106	2/9/94	H	L	95	102	11/18/12	A	L	83	103
3/6/67	N	W	127	103	10/29/80	A	W	105	85	4/10/94	A	W	116	111	1/20/13	A	L	88	103
3/16/67	A	W	152	109	12/2/80	A	W	94	85	4/13/94	H	W	109	96	4/5/13	H	W	98	93
10/27/67	A	W	129	109	1/19/81	N	W	92	90	11/30/94	H	W	118	115					
11/28/67	H	W	118	111	2/21/81	A	W	130	119	12/30/94	A	W	124	107					
12/2/67	A	L	107	112	3/27/81	H	L	90	115	3/25/95	A	L	103	104					
1/12/68	H	W	148	126	11/7/81	A	W	129	88	4/15/95	H	W	129	104					

* Overtime
** Double-overtime

PISTONS: Fort Wayne Pistons 1948-57; Detroit Pistons 1957-present.

ALL-TIME SERIES

Boston leads 228-127 (Celtics are 111-39 at home)

CURRENT STREAK: One Celtics Win

LARGEST CELTICS WIN: 44 points; 150-106 on 12/24/60 @ Boston

LARGEST PISTONS WIN: 52 points; 118-66 on 01/31/03 @ Boston



GOLDEN STATE WARRIORS

ORACLE Arena (19,596)

1011 Broadway, Oakland, CA 94607

510-986-2200 • fax 510-452-0142

2012-13 RESULTS

Series Split 1-1 (Celtics were 1-0 at TD Garden)

12/29/12 Boston 83 at Golden State 101

03/01/13 Golden State 86 at Boston 94

2013-14 MATCHUPS

01/10/14 Boston at Golden State

03/05/14 Golden State at Boston

DIRECTORY

HEAD COACH:Mark Jackson
ASSISTANT COACHES:Pete Myers, Darren Erman, Brian Scalabrine, Jerry DeGregorio
ATHLETIC TRAINER:Johan Wang
PUBLIC AND MEDIA RELATIONS:Raymond Ridder, Dan Martinez, Brett Winkler, Ryan Donough, Lisa Goodwin
BROADCAST TELEVISION:Comcast Sportsnet Bay Area. Broadcasters: Bob Fitzgerald, Jim Barnett
RADIO:KNBR (680/1050AM). Broadcaster: Tim Royle, Tom Tolbert

2012-2013 SEASON SERIES (1-1) BOSTON VS. GOLDEN STATE

PLAYER	G-GS	MIN	FG-FGA	PCT	3FG-FGA	PCT	FT-FTA	PCT	OFF	DEF	TOT	AST	PF-DQ	STL	TO	BLK	PTS	AVG	HI
Pierce	2-2	69	13-35	.371	3-12	.250	10-14	.714	1	11	12	7	4-0	2	9	0	39	19.5	26
Crawford (TOT)	2-0	52	10-23	.435	4-10	.400	2-4	.500	0	11	12	10	4-0	2	2	0	26	13.0	22
Crawford (BOS)	1-0	17	2-6	.333	0-0	.000	0-0	---	0	5	5	2	2-0	0	1	0	4	4.0	4
Lee	2-2	66	9-18	.500	2-4	.500	6-6	1.000	0	5	5	4	6-0	3	3	0	26	13.0	18
Green	2-0	61	10-24	.417	0-5	.000	4-6	.667	4	10	14	5	4-0	2	4	5	24	12.0	18
Sullinger	1-0	25	6-8	.750	0-0	---	0-1	.000	5	3	8	1	2-0	1	1	0	12	12.0	12
Terry	2-1	70	8-30	.267	2-12	.167	2-2	1.000	0	3	3	7	3-0	2	3	0	20	10.0	13
Bass	2-1	53	6-11	.545	0-0	---	6-8	.750	3	6	9	6	3-0	1	2	2	18	9.0	10
Bradley	1-1	21	3-6	.500	1-2	.500	1-1	1.000	0	0	0	2	5-0	2	0	0	8	8.0	8
Wilcox	1-0	22	4-4	1.000	0-0	---	0-2	.000	2	5	7	0	2-0	0	1	0	8	8.0	8
Garnett	2-2	55	5-16	.313	0-0	---	3-5	.600	0	16	16	7	3-0	3	5	1	15	6.5	7
Collins	1-1	9	0-0	---	0-0	---	2-2	1.000	0	1	1	1	1-0	0	1	0	2	2.0	2
Joseph	1-0	5	1-3	.333	0-0	.000	0-0	---	0	1	1	0	0-0	0	0	0	1	1.0	1
Varnado	1-0	5	0-0	---	0-0	---	1-2	.500	0	0	0	0	0-0	0	0	0	1	1.0	1
Williams	1-0	1	0-0	---	0-0	---	0-0	---	0	1	1	0	0-0	0	0	0	0	0.0	0
CELTICS	2	480	67-161	.416	8-37	.216	35-49	.714	15	67	82	42	35-0	16	30	8	177	88.5	94
WARRIORS	2	480	70-167	.419	17-42	.405	30-38	.789	18	82	100	38	46-0	14	31	11	187	93.5	101

2012-2013 SEASON SERIES (1-1) GOLDEN STATE VS. BOSTON

PLAYER	G-GS	MIN	FG-FGA	PCT	3FG-FGA	PCT	FT-FTA	PCT	OFF	DEF	TOT	AST	PF-DQ	STL	TO	BLK	PTS	AVG	HI
Curry	2-2	77	14-35	.400	7-16	.438	12-12	1.000	5	4	5	15	5-0	4	9	2	47	23.5	25
Barnes	2-2	65	12-23	.522	3-6	.500	4-5	.800	3	11	14	0	2-0	3	4	0	31	15.5	16
Lee	2-2	71	14-28	.500	0-0	---	2-4	.500	5	19	24	8	5-0	2	3	0	30	15.0	20
Thompson	2-2	67	11-28	.393	4-13	.308	2-2	1.000	0	15	15	5	8-0	1	2	3	28	14.0	15
Jack	2-0	51	7-23	.304	2-6	.333	0-1	.000	1	6	7	5	2-0	0	2	0	16	8.0	14
Landry	2-0	44	6-14	.429	0-0	---	2-4	.500	4	7	11	2	6-0	0	4	0	14	7.0	11
Green	2-0	20	1-3	.333	0-0	---	6-6	1.000	0	3	3	0	5-0	0	1	0	8	4.0	6
Jenkins	1-0	10	2-4	.500	0-0	---	0-0	---	0	0	0	0	0-0	1	0	0	4	4.0	4
Ezeli	2-1	37	1-5	.200	0-0	---	2-2	1.000	2	6	8	1	7-0	1	3	5	4	2.0	2
Jefferson	2-0	6	1-2	.500	0-0	---	0-0	---	0	1	1	0	1-0	0	0	0	3	1.5	3
Bazemore	2-0	3	1-1	1.000	0-0	---	0-0	---	0	0	0	1	0-0	0	1	0	2	1.0	2
Biedrins	2-1	26	0-0	---	0-0	---	0-2	.000	1	9	10	1	4-0	2	0	1	0	0.0	0
Tyler	1-0	3	0-1	.000	0-0	---	0-0	---	1	1	2	0	1-0	0	0	0	0	0.0	0
WARRIORS	2	480	70-167	.419	17-42	.405	30-38	.789	18	82	100	38	46-0	14	31	11	187	93.5	101
CELTICS	2	480	67-161	.416	8-37	.216	35-49	.714	15	67	82	42	35-0	16	30	8	177	88.5	94



CELTICS VS. WARRIORS GAME-BY-GAME RESULTS (SINCE 1962-63)

Date	H/A	W/L	Celtics	Opp	Date	H/A	W/L	Celtics	Opp	Date	H/A	W/L	Celtics	Opp
11/17/62	H	W	127	109	12/31/70	H	L	106	144	1/27/95	H	W	117	91
12/26/62	H	W	116	113	3/9/71	A	W	134	112	2/15/95	A	W	116	115
12/27/62	N	W	108	102	10/15/71	H	L	75	97	11/24/95	H	L	94	101
1/8/63	A	W	118	112	12/27/71	H	W	99	97	2/14/96	A	L	103	106
1/30/63	H	W	115	111	1/8/72	A	L	106	128	1/14/97	H	W	116	108
2/9/63	H	W	118	112	2/19/72	A	L	111	115	2/19/97	A	L	101	112
2/21/63	A	W	155	118	3/14/72	H	W	124	110	2/15/98	A	L	87	101
2/26/63	A	L	112	128	11/8/72	H	W	128	111	2/27/98	H	W	120	88
11/30/63	H	W	100	96	12/19/72	A	L	112	115	2/18/00	A	L	100	122
1/3/64	A	W	111	101	2/17/73	A	W	110	106	3/15/00	H	W	121	104
1/7/64	A	L	89	92	2/28/73	H	W	118	111	1/5/01	H	L	88	100
1/19/64	H	W	108	105	11/27/73	H	W	108	105	1/21/01	A	L	91	94
1/29/64	H	L	92	100	12/18/73	A	W	125	106	2/13/02	A	L	75	92
2/13/64	A	L	95	106	1/20/74	H	L	102	123	3/27/02	H	W	102	99
2/15/64	A	W	96	87	2/12/74	A	W	107	102	2/18/03	A	W	125	117
2/28/64	H	W	107	92	11/20/74	N	L	115	120	3/26/03	H	L	95	107
11/11/64	H	W	110	84	12/28/74	A	W	115	105	12/29/03	A	W	100	91
11/25/64	H	W	122	118	2/22/75	A	L	108	114	4/2/04	H	W	111	106
12/4/64	A	L	85	112	3/9/75	H	L	101	102	12/6/04	A	L	106	110
12/5/64	A	W	105	81	10/29/75	H	W	115	106	1/5/05	H	W	84	83
12/16/64	H	W	107	106	12/30/75	A	L	101	133	12/19/05	H	W	109	98
1/8/65	A	W	94	91	2/1/76	A	L	94	100	12/28/05	A	L	109	111
1/22/65	H	W	104	94	2/29/76	A	W	119	101	12/20/06	H	L	95	96
2/26/65	A	W	130	112	1/2/77	A	L	98	105	12/29/06	A	L	100	110
3/14/65	H	W	106	98	1/30/77	H	L	92	109	11/21/07	H	W	105	82
11/16/65	A	W	108	105	2/20/77	A	W	114	112	2/20/08	A	L	117	119
12/11/65	H	W	143	106	3/1/77	H	L	94	101	11/26/08	H	W	119	111
1/7/66	A	W	115	114	12/16/77	H	W	118	113	12/26/08	A	L	89	99
1/8/66	A	W	124	96	12/21/77	A	L	106	111	11/18/09	H	W	109	95
2/10/66	N	L	117	128	1/29/78	H	L	88	99	12/28/09	H	L	99	103
2/14/66	H	W	99	96	2/14/78	A	W	98	75	2/22/11	A	W	115	95
2/18/66	A	L	106	128	1/5/79	A	L	98	113	3/4/11	H	W	107	103
2/22/66	A	W	116	108	1/28/79	H	W	103	102	3/14/12	A	W	105	103
10/15/66	H	W	121	113	2/21/79	A	W	101	97	12/29/12	A	L	83	101
12/17/66	A	W	118	110	12/29/79	A	W	104	88	3/1/13	H	W	94	86
1/3/67*	A	W	126	121	2/29/80	H	W	110	99					
1/7/67	A	L	108	110	11/21/80	H	W	108	106					
1/30/67	N	W	121	108	1/3/81	A	L	106	121					
2/10/67**	H	W	137	136	11/25/81	H	W	122	101					
2/14/67	N	L	122	128	2/17/82	A	L	105	121					
2/18/67	N	L	124	130	1/12/83	H	W	139	117					
3/1/67	H	W	157	125	2/19/83	A	L	109	115					
11/15/67	H	W	113	110	1/1/84	H	W	135	112					
12/26/67	H	L	104	117	2/16/84	A	W	125	115					
1/6/68	A	L	101	107	11/21/84	H	W	135	91					
1/15/68	H	W	111	102	2/15/85	A	W	107	100					
2/23/68	A	L	122	127	1/24/86	H	W	135	114					
2/28/68	H	W	125	110	2/19/86	A	W	115	100					
3/12/68*	A	W	124	121	11/21/86	H	W	135	120					
12/13/68	H	L	98	108	2/12/87	A	W	134	112					
1/3/69	A	L	101	104	1/2/88	A	W	115	110					
1/5/69	A	W	134	86	1/18/88	H	W	121	101					
1/17/69	H	W	102	99	11/16/88/	H	W	107	104					
3/4/69	A	L	95	99	4/6/89	A	L	118	132					
3/9/69	H	W	138	89	1/21/90	H	L	115	120					
11/4/69	H	W	124	105	2/25/90	A	W	123	111					
11/7/69	H	L	110	111	1/16/91	H	L	105	110					
11/21/69	A	L	115	118	2/14/91	A	W	128	112					
2/1/70	A	L	105	123	2/19/92	A	L	112	117					
2/16/70	N	W	117	114	3/22/92	H	W	114	97					
2/21/70	A	L	111	116	2/7/93	A	W	87	82					
3/4/70	H	W	115	110	3/16/93	A	W	114	88					
11/18/70	H	L	89	90	1/21/94	H	W	124	116					
12/22/70	A	W	138	108	2/19/94	A	L	90	101					

* Overtime
** Double-overtime

WARRIORS: Philadelphia Warriors 1946-62; San Francisco Warriors 1962-71; Golden State Warriors 1971-present.

ALL-TIME SERIES

Boston leads 199-129 (Celtics are 111-34 at home)

CURRENT STREAK: One Celtics Win

LARGEST CELTICS WIN: 51 points; 153-102 on 03/07/62 @ Boston

LARGEST WARRIORS WIN: 38 points; 144-106 on 12/31/70 @ Boston



HOUSTON ROCKETS

Toyota Center (18,023)

1510 Polk Street, Houston, TX 77002

713-758-7200 • fax 713-758-7339

2012-13 RESULTS

Series Split 1-1 (Celtics were 1-0 at TD Garden)

12/14/12 Boston 89 at Houston 101

01/11/13 Houston 91 at Boston 103

2013-14 MATCHUPS

11/19/13 Boston at Houston

01/13/14 Houston at Boston

DIRECTORY

HEAD COACH: Kevin McHale

ASSISTANT COACHES:Kelvin Sampson, John-Blair Bickerstaff, Chris Finch, Dean Cooper

ATHLETIC TRAINER:Keith Jones

PUBLIC AND MEDIA RELATIONS:Tracey Hughes, Bob Schranz

CABLE TELEVISION: Comcast SportsNet Houston. Broadcasters: Bill Worrell, Clyde Drexler, Matt Bullard

RADIO: SportsTalk 790 (KBME 790AM). Broadcasters: Craig Ackerman, Joel Blank

SPANISH RADIO: KEYH 850 AM. Broadcaster: Adrian Chavarria

2012-2013 SEASON SERIES (1-1) BOSTON VS. HOUSTON

PLAYER	G-GS	MIN	FG-FGA	PCT	3FG-FGA	PCT	FT-FTA	PCT	OFF	DEF	TOT	AST	PF-DQ	STL	TO	BLK	PTS	AVG	HI
Pierce	2-2	70	13-32	.406	5-13	.385	10-15	.760	0	13	13	6	5-0	4	3	0	41	20.5	23
Crawford (TOT)	1-1	39	6-18	.333	3-9	.333	2-2	1.000	1	7	8	6	2-0	0	3	0	17	17.0	17
Garnett	2-2	59	14-24	.583	0-0	---	3-3	1.000	1	12	13	2	7-0	1	3	5	31	15.5	17
Rondo	2-2	69	11-26	.423	0-3	.000	5-5	1.000	2	7	9	21	4-0	6	11	1	27	13.5	15
Lee	2-1	48	8-14	.571	3-5	.600	3-4	.750	0	3	3	3	3-0	3	3	2	22	11.0	14
Sullinger	2-0	41	10-15	.667	0-0	---	1-2	.500	9	8	17	2	7-1	0	1	1	21	10.5	14
Green	2-0	43	8-20	.400	2-5	.400	0-0	---	3	7	10	2	2-0	2	1	0	18	9.0	9
Terry	2-0	42	5-14	.357	5-11	.455	0-0	---	0	4	4	4	5-0	5	3	0	15	7.5	12
Bradley	1-1	26	2-9	.222	2-6	.333	1-2	.500	0	2	2	0	4-0	1	1	0	7	7.0	7
Wilcox	1-0	15	2-3	.667	0-0	---	0-0	---	0	2	2	0	2-0	0	0	0	4	4.0	4
Bass	2-2	50	2-6	.333	0-0	---	2-2	1.000	1	6	7	2	4-0	0	2	2	6	3.0	4
Barbosa	1-0	6	0-1	.000	0-0	---	0-0	---	0	2	2	2	0-0	0	0	0	0	0.0	0
Collins	1-0	10	0-0	---	0-0	---	0-2	.000	1	1	2	0	2-0	1	0	0	0	0.0	0
CELTICS	2	480	75-164	.457	17-43	.395	25-33	.758	17	67	84	44	45-1	23	29	11	192	96.0	103
ROCKETS	2	480	72-156	.462	19-60	.317	29-52	.558	19	64	83	46	37-0	16	31	9	192	96.0	101

2011-2012 SEASON SERIES (1-1) HOUSTON VS. BOSTON

PLAYER	G-GS	MIN	FG-FGA	PCT	3FG-FGA	PCT	FT-FTA	PCT	OFF	DEF	TOT	AST	PF-DQ	STL	TO	BLK	PTS	AVG	HI
Harden	2-2	78	15-36	.417	4-15	.267	11-15	.733	0	6	6	10	2-0	5	7	1	45	22.5	24
Parsons	2-2	70	12-19	.632	3-7	.429	6-8	.750	3	8	11	10	6-0	2	3	0	33	16.5	18
Smith	2-0	42	11-13	.846	0-0	---	4-10	.400	5	9	14	0	5-0	1	3	3	26	13.0	20
Douglas	2-0	43	7-16	.438	3-4	.750	1-1	1.000	0	3	3	2	4-0	2	2	1	18	9.0	11
Lin	2-2	63	6-15	.400	2-6	.333	3-5	.600	1	7	8	13	5-0	4	3	2	17	8.5	12
Asik	2-2	54	7-12	.583	0-0	---	2-10	.200	6	15	21	2	5-0	0	3	2	16	8.0	9
Delfino	2-0	47	4-13	.308	4-12	.333	2-2	1.000	0	2	2	6	3-0	0	6	0	14	7.0	9
Patterson	2-1	46	6-16	.375	2-7	.286	0-0	---	1	6	7	2	5-0	1	2	0	14	7.0	9
Robinson (TOT)	2-0	27	5-6	.833	0-0	---	3-6	.500	2	4	6	1	6-0	1	4	2	13	6.5	11
Garcia (TOT)	2-1	37	4-13	.308	3-6	.500	0-0	---	0	2	2	0	1-0	1	3	0	11	5.5	6
Morris	2-1	35	3-13	.231	1-7	.143	0-0	---	3	8	11	1	2-0	1	2	0	7	3.5	5
Motiejunas	1-0	1	1-1	1.000	0-0	---	0-1	.000	0	0	0	0	0-0	0	0	0	2	2.0	2
Anderson (TOT)	2-0	7	1-4	.250	1-4	.250	0-0	---	0	1	1	0	0-0	0	1	0	3	1.5	3
Anderson (HOU)	1-0	1	0-2	.000	0-2	.000	0-0	---	0	0	0	0	0-0	0	0	0	0	0.0	0
Brooks (TOT)	1-0	6	0-0	---	0-0	---	1-2	.500	0	0	0	0	0-0	0	1	0	1	1.0	1
Honeycutt (TOT)	2-0	4	1-1	1.000	0-0	---	0-0	---	0	1	1	0	0-0	0	1	0	2	1.0	2
ROCKETS	2	480	72-156	.462	19-60	.317	29-52	.558	19	64	83	46	37-0	16	31	9	192	96.0	101
CELTICS	2	480	75-164	.457	17-43	.395	25-33	.758	17	67	84	44	45-1	23	29	11	192	96.0	103



CELTICS VS. ROCKETS GAME-BY-GAME RESULTS

Date	H/A	W/L	Celtics	Opp	Date	H/A	W/L	Celtics	Opp	Date	H/A	W/L	Celtics	Opp
11/21/67	N	W	121	114	10/12/79	H	W	114	106	11/4/08	A	W	103	99
11/22/67	A	W	124	110	10/24/79	A	W	100	99	1/7/09	H	L	85	89
12/15/67	N	W	114	101	1/2/80	A	W	111	103	3/19/10	A	W	94	87
12/20/67	A	W	126	116	1/22/80	H	W	112	106	4/2/10	H	L	114	119
1/21/68	H	W	139	112	3/5/80*	A	W	103	99	1/10/11	H	L	102	108
2/26/68	A	W	118	110	3/12/80	H	W	121	105	3/18/11	A	L	77	93
3/13/68	A	W	144	118	12/19/80	H	W	133	119	3/6/12*	H	W	97	92
11/11/68	H	W	134	113	3/4/81	A	W	108	101	12/14/12	A	L	89	101
1/2/69	A	W	107	95	11/18/81	H	L	104	106	1/11/13	H	W	103	91
2/4/69	N	L	126	135	3/5/82	A	W	100	98					
3/6/69	A	L	97	110	11/17/82	H	W	112	94					
3/24/69	N	W	111	107	1/4/83	A	W	88	87					
10/31/69	H	W	118	113	12/29/83	A	L	94	107					
11/22/69	A	L	116	125	2/10/84	H	W	114	101					
12/12/69	H	W	107	104	11/28/84	A	W	110	100					
12/27/69	A	W	111	110	3/17/85	H	W	134	120					
2/25/70	H	W	147	124	3/11/86	A	W	116	104					
3/17/70	A	L	117	125	3/24/86	H	W	114	107					
12/29/70	A	W	110	108	1/18/87	H	W	122	99					
1/20/71	H	W	142	112	2/19/87	A	W	99	92					
2/20/71	A	L	118	128	2/9/88	A	L	120	129					
3/3/71	H	W	128	113	3/30/88	H	W	117	110					
3/11/71	A	L	91	115	2/14/89	A	L	123	137					
10/27/71	H	W	108	97	3/31/89	H	W	126	109					
11/10/71	A	W	142	103	11/22/89	H	W	109	97					
12/4/71	H	W	117	107	2/13/90	A	W	107	94					
1/5/72	A	W	113	105	11/21/90	H	W	108	95					
1/21/72	H	W	110	105	12/10/90	A	W	107	95					
1/27/73	A	W	130	110	2/5/92	H	W	98	85					
1/3/73	A	L	112	123	2/14/92	A	L	99	105					
1/10/73	H	W	128	107	12/23/92	H	W	98	94					
1/26/73	H	W	139	126	2/18/93	A	L	84	119					
3/20/73	N	W	94	89	1/12/94	H	L	84	94					
3/25/73	A	W	125	121	1/18/94	A	W	95	83					
10/24/73	H	L	117	132	11/11/94	H	L	82	102					
12/14/73	A	W	114	106	12/17/94	A	W	112	109					
3/8/74	A	L	106	113	11/20/95	H	L	93	98					
3/19/74	A	W	110	107	1/18/96	A	W	108	106					
3/23/74	N	W	108	105	11/29/96	H	L	94	120					
12/6/74*	A	W	120	114	12/4/96	A	L	89	94					
1/18/75	N	W	123	101	2/7/98	H	W	107	96					
1/21/75	A	W	113	102	3/19/98	A	L	96	105					
3/16/75	H	W	99	94	12/10/99	H	W	100	96					
10/24/75	H	W	109	94	12/18/99	A	L	94	100					
12/13/75	A	W	137	120	11/22/00	H	W	96	81					
2/11/76	A	L	103	115	2/20/01	A	L	84	101					
2/25/76	H	W	103	102	1/18/02	H	L	101	104					
4/2/76	H	W	119	115	2/23/02	A	L	89	99					
11/3/76*	A	L	111	117	1/13/03	A	L	92	101					
1/11/77	H	W	105	101	2/24/03*	H	L	95	101					
1/19/77	A	W	112	102	1/11/04	A	W	97	93					
4/6/77	H	L	93	104	1/14/04	H	L	80	95					
10/22/77	A	L	98	110	1/31/05	H	L	94	97					
11/23/77	H	W	109	100	3/18/05	A	W	103	92					
1/11/78	H	W	91	88	11/13/05	H	W	102	82					
2/21/78	A	L	96	111	12/6/05	A	L	73	91					
10/14/78	H	L	108	114	2/26/07	A	W	77	72					
10/21/78	A	L	101	118	3/7/07	H	L	80	111					
12/12/78	A	L	105	112	01/02/08	H	W	97	93					
1/31/79	H	W	119	102	03/18/08	A	W	94	74					

* Overtime
** Double-overtime

ROCKETS: San Diego Rockets 1967-71; Houston Rockets 1971-present.

ALL-TIME SERIES

Boston leads 87-44 (Celtics are 45-16 at home)

CURRENT STREAK: One Celtics Win

LARGEST CELTICS WIN: 39 points; 142-103 on 11/10/71 @ Houston

LARGEST ROCKETS WIN: 35 points; 119-84 on 02/18/93 @ Houston



INDIANA PACERS

Banker's Life Fieldhouse (18,165)
125 South Pennsylvania Street, Indianapolis, IN 46204
317-917-2500 • fax 317-917-2599

2012-13 RESULTS

Boston Won 2-0 (Celtics were 1-0 at TD Garden)

01/04/13 Indiana 75 at Boston 94

03/06/13 Boston 83 at Indiana 81

04/16/13 Indiana at Boston (Game Cancelled)

2013-14 MATCHUPS

11/22/13 Indiana at Boston

12/22/13 Boston at Indiana

03/01/14 Indiana at Boston

03/11/14 Boston at Indiana

DIRECTORY

HEAD COACH: Frank Vogel

ASSISTANT COACHES: Nate McMillan, Dan Burke, Popeye Jones

ATHLETIC TRAINER: Josh Corbeil

PUBLIC AND MEDIA RELATIONS: David Benner, Krissy Myers, Tim Edwards

BROADCAST TELEVISION: FSN Indiana. Broadcasters: Chris Denari, Quinn Buckner, Austin Croschere, Brooke Olzendarm

RADIO: 1070 The Fan. Broadcasters: Mark Boyle, Bob Leonard, Kevin Lee

2012-2013 SEASON SERIES (2-0) BOSTON VS. INDIANA

PLAYER	G-GS	MIN	FG-FGA	PCT	3FG-FGA	PCT	FT-FTA	PCT	OFF	DEF	TOT	AST	PF-DQ	STL	TO	BLK	PTS	AVG	HI
Garnett	2-2	54	15-26	.577	1-1	1.000	8-13	.615	2	15	17	4	9-0	1	4	2	36	18.0	18
Rondo	1-1	30	9-14	.643	0-0	---	0-2	.000	0	5	5	7	0-0	2	3	1	18	18.0	18
Pierce	2-2	63	9-25	.360	4-7	.571	4-6	.667	3	11	14	9	5-0	2	4	2	26	13.0	13
Crawford (TOT)	4-1	86	13-37	.351	4-16	.250	12-14	.857	3	10	13	11	4-0	2	10	0	42	10.5	20
Crawford (BOS)	1-0	13	1-4	.250	0-2	.000	0-0	---	0	2	2	0	1-0	0	2	0	2	2.0	2
Bradley	2-2	57	9-26	.346	1-5	.200	0-0	---	0	2	2	5	3-0	1	2	1	19	9.5	13
Lee	2-1	55	8-16	.500	1-1	1.000	2-2	1.000	3	6	9	2	5-0	4	1	0	19	9.5	13
Terry	2-0	37	6-16	.375	3-6	.500	1-1	1.000	2	4	6	5	1-0	3	0	0	16	8.0	10
Sullinger	1-0	30	2-7	.286	0-0	---	3-6	.500	4	6	10	1	6-1	0	2	1	7	7.0	7
Green	2-0	53	6-18	.333	1-4	.250	0-0	---	0	9	9	5	5-0	0	2	3	13	6.5	11
Barbosa	1-0	6	3-4	.750	0-0	---	0-0	---	0	0	0	0	2-0	1	1	0	6	6.0	6
Wilcox	1-0	17	3-3	1.000	0-0	---	0-0	---	2	1	3	0	1-0	3	1	0	6	6.0	6
Boss	2-2	42	3-11	.273	0-0	---	2-2	1.000	3	11	14	1	6-0	1	5	3	8	4.0	4
Collins	1-0	15	0-0	---	0-0	---	1-2	.500	2	0	2	0	3-0	0	0	1	1	1.0	1
Varnado	1-0	4	0-1	.000	0-0	---	0-0	---	0	1	1	1	0-0	0	0	0	0	0.0	0
White	1-0	4	0-1	.000	0-0	---	0-0	---	0	2	2	0	0-0	0	0	2	0	0.0	0
CELTICS	2	480	74-172	.430	11-26	.423	18-27	.667	21	75	96	40	47-1	18	27	16	177	88.5	94
PACERS	2	480	59-173	.341	10-44	.227	28-42	.667	32	65	97	26	28-0	17	33	18	156	78.0	81

2012-2013 SEASON SERIES (0-2) INDIANA VS. BOSTON

PLAYER	G-GS	MIN	FG-FGA	PCT	3FG-FGA	PCT	FT-FTA	PCT	OFF	DEF	TOT	AST	PF-DQ	STL	TO	BLK	PTS	AVG	HI
Hill	1-1	37	4-11	.364	3-7	.429	3-3	1.000	1	3	4	2	0-0	0	2	1	14	14.0	14
George	2-2	76	11-40	.275	2-14	.143	1-3	.333	3	11	14	7	4-0	6	6	1	25	12.5	16
West	2-2	67	8-28	.286	0-1	.000	5-6	.833	7	19	26	5	1-0	3	7	2	21	10.5	11
T. Hansbrough	2-0	32	7-12	.583	0-0	---	5-8	.625	4	2	6	0	4-0	1	3	0	19	9.5	19
Hibbert	2-2	57	9-19	.474	0-0	---	1-2	.500	8	14	22	0	6-0	0	5	7	19	9.5	12
Stephenson	2-2	66	7-21	.333	1-6	.167	2-4	.500	2	1	3	5	1-0	7	1	1	17	8.5	12
Johnson	2-0	25	5-12	.417	2-6	.333	2-2	1.000	2	5	7	0	2-0	0	3	14	7.0	7	
B. Hansbrough	1-0	18	1-4	.250	1-2	.500	2-2	1.000	0	3	3	0	0-0	0	2	0	5	5.0	5
Augustin	2-1	41	2-7	.286	1-4	.250	3-3	1.000	0	2	2	5	3-0	0	2	0	8	4.0	6
Mahinmi	2-0	33	3-8	.375	0-0	---	2-6	.333	4	3	7	0	4-0	0	3	2	8	4.0	4
Green	1-0	22	1-8	.125	0-4	.000	1-2	.500	0	2	2	2	2-0	0	1	3	3.0	3	
Young	1-0	4	1-1	1.000	0-0	---	1-1	1.000	0	0	0	0	0-0	0	1	0	3	3.0	3
McGuire (TOT)	1-1	17	1-4	.250	0-0	---	0-0	---	1	3	4	0	1-0	0	0	0	2	2.0	2
Pendergraph	1-0	2	0-2	.000	0-0	---	0-0	---	1	0	1	0	1-0	0	0	0	0	0.0	0
PACERS	2	480	59-173	.341	10-44	.227	28-42	.667	32	65	97	26	28-0	17	33	18	156	78.0	81
CELTICS	2	480	74-172	.430	11-26	.423	18-27	.667	21	75	96	40	47-1	18	27	16	177	88.5	94



CELTICS VS. PACERS GAME-BY-GAME RESULTS

Date	H/A	W/L	Celtics	Opp	Date	H/A	W/L	Celtics	Opp	Date	H/A	W/L	Celtics	Opp
10/21/76*	A	W	129	122	3/16/89	A	W	111	99	3/19/06	A	W	103	88
1/12/77	H	L	101	112	4/21/89	A	L	110	120	4/12/06	A	L	112	117
1/26/77	A	L	101	121	11/21/89	A	L	111	119	11/15/06	H	W	114	88
1/31/78	H	W	104	94	11/24/89	H	L	111	118	1/10/07	H	L	84	97
2/7/78	A	W	92	89	1/19/90	H	W	109	104	1/30/07	A	L	95	103
4/2/78	H	L	120	123	3/27/90	A	L	96	101	4/7/07	A	L	98	105
12/2/78	A	W	117	110	12/26/90	H	W	152	132	11/13/07	A	W	101	86
12/20/78	H	W	121	105	2/24/91	A	L	109	115	2/12/08	A	W	104	97
1/26/79	A	L	106	119	3/4/91	H	W	126	101	4/2/08	H	W	92	77
2/9/79	H	W	112	101	3/22/91	A	L	109	121	11/1/08	A	L	79	95
10/20/79*	A	L	128	131	11/20/91	H	W	116	101	12/3/08	H	W	114	96
11/23/79	H	W	118	103	2/23/92	A	L	95	102	12/7/08*	A	W	122	117
12/1/79*	A	W	106	102	2/26/92	H	W	130	109	2/27/09	H	W	104	99
2/8/80	H	W	130	108	4/3/92	A	L	97	101	11/4/09	A	L	104	113
3/11/80	A	L	108	114	12/16/92	A	L	91	114	12/22/09	H	W	103	94
3/18/80	H	W	114	102	1/6/93	H	W	103	94	3/12/10	H	W	122	103
10/18/80	A	L	99	103	2/23/93	A	L	86	113	12/19/10	H	W	99	88
11/19/80	A	W	103	91	4/13/93	H	W	96	90	12/28/10	A	W	95	83
1/23/81	H	W	104	103	11/20/93	A	L	94	100	3/16/11	H	W	92	80
2/6/81	H	W	111	98	11/22/93	H	L	71	102	3/28/11	A	L	100	107
3/6/81	A	L	104	110	3/30/94	H	L	99	103	1/6/12	H	L	74	87
3/13/81	H	L	94	101	4/11/94	A	L	108	121	1/14/12	A	L	83	97
11/6/81	H	W	111	94	11/5/94	A	L	103	112	1/27/12	H	W	94	87
12/1/81	A	L	87	90	1/11/95	H	W	100	97	4/7/12	A	W	86	72
1/20/82	H	W	112	103	2/27/95	H	L	97	108	1/4/13	H	W	94	75
2/2/82	A	W	109	105	3/4/95	A	W	107	101	3/6/13	A	W	83	81
3/10/82	H	W	121	100	1/26/96	H	L	90	107					
11/3/82	H	W	111	104	2/2/96	A	L	108	116					
1/18/83	A	W	130	126	2/26/96*	H	L	119	122					
2/4/83	A	W	102	93	3/26/96	A	L	96	103					
3/29/83	A	L	101	130	11/6/96	H	W	94	84					
3/30/83	H	W	142	116	12/13/96	A	L	94	97					
11/4/83	H	W	121	105	3/4/97	A	L	95	98					
11/8/83	A	W	99	97	1/8/98	H	L	96	103					
12/7/83	A	W	100	95	1/24/98	A	L	88	95					
1/20/84	H	W	132	125	3/8/98	A	L	100	104					
2/3/84	H	W	125	106	4/12/98	H	L	87	93					
3/20/84*	A	L	121	123	3/14/99	A	L	96	99					
11/12/84	A	W	132	115	3/28/99	H	L	93	101					
12/21/84	H	W	117	107	4/19/99	H	L	104	120					
1/18/85	A	L	86	91	11/6/99	A	L	108	115					
1/25/85	H	W	125	94	11/22/99	H	W	95	85					
2/24/85	A	W	113	100	2/1/00	A	L	96	99					
4/3/85	H	W	119	103	2/9/00	H	L	104	113					
11/13/85	H	W	118	114	12/8/00	H	L	91	104					
11/16/85	A	L	109	111	1/31/01*	A	W	102	96					
1/2/86	A	W	122	104	3/30/01	H	L	87	92					
1/17/86	A	W	123	105	4/13/01*	A	L	108	113					
2/23/86	H	W	113	98	11/14/01	H	W	101	93					
3/19/86	H	W	127	108	1/23/02	H	W	98	94					
11/5/86	H	W	133	102	4/2/02	A	W	105	94					
12/17/86	H	W	113	101	1/17/03	H	W	98	93					
1/21/87	H	W	130	100	2/1/03	A	L	100	109					
1/30/87	A	W	100	94	2/26/03	H	W	71	69					
3/13/87	A	L	109	116	3/19/03	A	L	72	102					
4/15/87	A	W	108	85	11/11/03	A	W	78	76					
11/11/87	H	W	120	106	1/2/04	H	L	90	103					
11/15/87	A	W	103	98	1/31/04	A	L	98	99					
2/3/88	H	W	118	103	3/12/04	H	L	81	99					
3/11/88	H	W	122	112	11/5/04	H	L	94	100					
3/15/88	A	W	119	113	11/23/04	A	L	96	106					
1/11/89	H	L	108	127	1/26/05	H	W	100	86					
1/25/89	A	L	94	103	12/14/05	H	W	85	71					
2/8/89	H	W	109	102	3/3/06	H	W	99	98					

* Overtime
** Double-overtime

ALL-TIME SERIES

Boston leads 86-68 (Celtics are 56-22 at home)

CURRENT STREAK: Four Celtics Wins

LARGEST CELTICS WIN: 31 points; 125-94 on 01/25/85 @ Boston & 133-102 on 11/05/86 @ Boston

LARGEST PACERS WIN: 31 points; 102-71 on 11/22/93 @ Boston (Hartford, CT)



LOS ANGELES CLIPPERS

Staples Center (19,060)

6951 S. Centinela Ave, Playa Vista, CA 90094

310-862-6000 • fax 310-862-6029

2012-13 RESULTS

Series Split 1-1 (Celtics were 1-0 at TD Garden)

12/27/12 Boston 77 at Los Angeles 106

02/03/13 Los Angeles 104 at Boston 106

2013-14 MATCHUPS

12/11/13 Los Angeles at Boston

01/08/13 Boston at Los Angeles

DIRECTORY

HEAD COACH: Glenn "Doc" Rivers

ASSISTANT COACHES: Alvin Gentry, Kevin Eastman, Armond Hill, Tyrone Lue, Brenden O'Connor

ATHLETIC TRAINER: Jasen Powell

PUBLIC AND MEDIA RELATIONS: Seth Burton, Dennis Rogers, Ta'Nisha Cooper, Steven Esparza, Aubrey Freckman

CABLE TELEVISION: PrimeTicket. Broadcasters: Ralph Lawler, Michael Smith

RADIO: KFVB News Talk 980 (980 AM). Broadcasters: Brian Sieman, Ralph Lawler, Michael Smith

SPANISH RADIO: ESPN Deportes (1330 AM). Broadcaster: Celso Gaspar

2012-2013 SEASON SERIES (1-1) BOSTON VS. L.A. CLIPPERS

PLAYER	G-GS	MIN	FG-FGA	PCT	3FG-FGA	PCT	FT-FTA	PCT	OFF	DEF	TOT	AST	PF-DQ	STL	TO	BLK	PTS	AVG	HI
Pierce	2-2	63	12-23	.414	4-8	.500	6-7	.857	2	5	7	7	4-0	3	9	0	34	17.0	22
Barbosa	1-0	21	5-10	.500	1-2	.500	3-4	.750	0	2	2	1	2-0	1	1	0	14	14.0	14
Garnett	2-2	54	11-20	.550	0-0	---	6-6	1.000	0	9	9	5	6-0	1	5	1	28	14.0	16
Terry	2-1	62	9-17	.529	4-8	.500	1-1	1.000	2	5	7	8	2-0	1	3	0	23	11.5	13
Green	2-0	51	7-15	.467	3-6	.500	5-6	.833	0	4	4	3	4-0	1	4	2	22	11.0	14
Rondo	1-1	34	4-12	.333	2-2	1.000	0-0	---	1	4	5	6	3-0	0	4	1	10	10.0	10
Lee	2-1	56	7-15	.467	3-7	.429	2-2	1.000	0	5	5	3	2-0	3	3	1	19	9.5	12
Bass	2-1	47	4-10	.400	0-0	---	4-5	.800	4	13	17	6	5-0	1	1	0	12	6.0	9
Bradley	1-1	26	2-8	.250	0-0	---	0-0	---	0	1	1	2	4-0	0	1	0	4	4.0	4
Sullinger	1-0	18	1-2	.500	0-0	---	2-2	1.000	2	3	5	2	6-1	1	1	0	4	4.0	4
Wilcox	1-0	4	2-2	1.000	0-0	---	0-0	---	0	1	1	0	0-0	1	0	0	4	4.0	4
Collins	2-1	29	1-1	1.000	0-0	---	5-5	1.000	1	1	2	0	6-0	0	1	0	7	3.5	7
Crawford (TOT)	2-0	21	2-8	.250	1-4	.250	1-1	1.000	0	1	1	2	1-0	1	4	2	6	3.0	3
Joseph	1-0	8	0-2	.000	0-1	.000	1-2	.500	1	2	3	0	0-0	0	1	0	1	1.0	1
Varnado	1-0	7	0-1	.000	0-0	---	1-2	.500	0	1	1	0	1-0	0	1	0	1	1.0	1
CELTICS	2	480	65-144	.451	17-34	.500	36-42	.857	13	56	69	43	45-1	13	35	5	183	91.5	106
CLIPPERS	2	480	81-164	.494	21-51	.412	27-45	.600	23	62	85	58	44-0	21	29	9	210	105.0	106

2012-2013 SEASON SERIES (1-1) L.A. CLIPPERS VS. BOSTON

PLAYER	G-GS	MIN	FG-FGA	PCT	3FG-FGA	PCT	FT-FTA	PCT	OFF	DEF	TOT	AST	PF-DQ	STL	TO	BLK	PTS	AVG	HI
Crawford	2-0	55	15-30	.500	5-11	.455	5-5	1.000	1	1	2	10	2-0	2	6	0	40	20.0	23
Griffin	2-2	64	14-25	.560	0-0	---	7-8	.875	7	12	19	6	6-0	2	6	0	35	17.5	20
Butler	2-2	51	15-25	.600	5-11	.455	1-1	1.000	0	6	6	3	2-0	1	1	0	32	16.0	18
Bledsoe	2-1	57	10-19	.526	2-4	.500	4-6	.667	2	8	10	14	3-0	8	5	1	26	13.0	23
Barnes	2-0	49	7-19	.368	5-13	.385	2-2	1.000	0	2	2	3	6-0	2	2	1	21	10.5	21
Jordan	2-2	41	7-10	.700	0-0	---	5-9	.556	4	8	12	0	8-0	2	1	1	19	9.5	12
Paul	1-1	29	3-11	.273	1-4	.250	1-1	1.000	1	2	3	11	1-0	2	3	0	8	8.0	8
Wayns (TOT)	1-0	10	2-4	.500	0-1	.000	3-4	.750	0	1	1	1	0-0	1	0	0	7	7.0	7
Green	2-2	44	4-10	.400	3-6	.500	0-0	---	1	1	2	3	2-0	0	0	0	11	5.5	9
Odom	2-0	56	5-9	.556	0-2	.000	0-0	---	4	14	18	7	8-0	2	3	5	10	5.0	6
Hollins	1-0	6	1-1	1.000	0-0	---	2-5	.400	0	1	1	1	1-0	0	0	0	4	4.0	4
Tunali	2-0	23	2-3	.667	0-0	---	0-2	.000	3	6	9	0	4-0	0	1	1	4	2.0	4
Hill	1-0	6	0-2	.000	0-0	---	0-0	---	0	1	1	0	1-0	0	0	0	0	0.0	0
CLIPPERS	2	480	81-164	.494	21-51	.412	27-45	.600	23	62	85	58	44-0	21	29	9	210	105.0	106
CELTICS	2	480	65-144	.451	17-34	.500	36-42	.857	13	56	69	43	45-1	13	35	5	183	91.5	106



CELTICS VS. CLIPPERS GAME-BY-GAME RESULTS

Date	H/A	W/L	Celtics	Opp	Date	H/A	W/L	Celtics	Opp
11/30/70	H	W	109	106	12/30/85	A	W	125	103
12/1/70	A	W	117	116	2/28/86	H	W	124	108
12/8/70	A	W	122	102	12/27/86	A	W	114	101
12/17/70	H	W	102	93	3/6/87	H	W	132	111
10/23/71	A	W	103	98	12/26/87	A	W	106	97
11/24/71	H	W	108	100	3/4/88	H	W	121	90
12/18/71	H	W	124	91	1/9/89	H	W	119	84
2/9/72	H	W	139	112	4/4/89	A	W	124	108
2/25/72	A	W	117	115	12/26/89	A	W	112	111
3/25/72	A	W	121	116	1/5/90	H	L	105	114
10/20/72	H	W	126	118	1/11/91	H	W	109	107
10/24/72	A	W	105	97	3/8/91	A	W	104	98
11/10/72	A	W	106	104	12/30/91	A	W	97	86
1/16/73	A	W	106	102	3/6/92	H	W	117	100
1/21/73	H	W	104	97	12/30/92	A	L	99	105
3/4/73	H	W	125	113	1/3/93	H	W	120	112
3/6/73	A	W	127	112	12/30/93	A	W	119	111
10/12/73	H	W	118	112	1/14/94	H	L	95	102
12/9/73	A	W	118	114	1/25/95	H	L	98	107
12/12/73	H	W	126	119	2/17/95**	A	L	121	127
12/26/73	A	W	125	123	2/13/96	A	W	108	94
2/22/74	A	W	116	109	3/6/96	H	W	110	97
2/27/74	H	L	104	122	2/11/97	A	L	112	116
3/1/74	A	L	94	110	4/4/97	H	L	102	117
10/18/74	H	L	119	126	12/21/97	H	W	99	77
10/19/74	A	W	113	95	2/13/98	A	W	97	96
11/14/74	H	L	100	112	3/17/99	H	W	118	84
1/9/75	A	W	108	100	12/26/99	A	L	100	103
1/12/75	A	L	101	114	1/12/00	H	W	95	88
1/26/75	H	W	107	93	12/3/00	H	W	96	87
3/2/75	H	W	109	101	1/8/01	A	W	82	79
3/29/75	A	L	96	102	12/29/01*	A	W	105	103
4/2/75	H	W	95	92	2/3/02	H	W	104	91
11/5/75	H	W	105	95	2/15/03	A	W	92	84
11/15/75	A	W	112	110	3/7/03	H	W	83	72
12/23/75	A	L	92	101	2/4/04	H	L	86	95
1/25/76	H	W	135	107	2/19/04	A	L	100	102
1/31/76	A	W	109	100	12/13/04**	A	W	134	127
3/30/76	A	L	83	93	2/9/05	H	W	94	89
4/4/76	H	L	114	117	12/31/05	A	W	111	92
10/28/76	H	W	112	105	2/9/06	H	L	81	98
11/13/76	A	L	107	118	12/27/06	A	L	77	100
1/8/77	A	W	109	106	2/2/07	H	L	89	100
2/6/77	H	W	113	97	2/6/08	H	W	111	100
11/1/77	H	W	109	103	2/25/08	A	W	104	76
11/19/77	A	L	98	102	2/25/09	A	L	91	93
2/24/78	A	W	106	99	3/23/09	H	W	90	77
4/9/78	H	W	131	114	12/27/09	A	L	90	92
11/26/78	A	L	103	105	1/25/10	H	W	95	89
12/6/78	H	W	117	111	2/26/11	A	W	99	92
2/25/79	A	L	116	131	3/9/11	H	L	103	108
3/2/79	H	L	99	106	3/12/12	A	W	94	85
12/27/79	A	W	118	97	12/27/12	A	L	77	106
1/27/80	H	W	131	108	2/3/13	H	W	106	104
1/1/81	A	W	88	85					
2/8/81	H	W	123	107					
2/12/82	A	W	129	116					
2/26/82	H	W	122	110					
2/2/83	H	W	120	110					
2/24/83	A	L	107	122					
11/9/83	H	W	129	122					
2/22/84	A	L	107	114					
11/7/84	H	W	135	108					
12/27/84	A	W	118	103					

* Overtime
** Double-overtime

CLIPPERS: Buffalo Braves 1970-78; San Diego Clippers 1978-84; Los Angeles Clippers 1984-present.

ALL-TIME SERIES

Boston leads 85-33 (Celtics are 43-12 at home)

CURRENT STREAK: One Celtics win

LARGEST CELTICS WIN: 35 points; 119-84 on 01/09/89 @ Boston

LARGEST CLIPPERS WIN: 29 points; 106-77 on 12/27/12 @ Los Angeles



LOS ANGELES LAKERS

Staples Center (18,997)

555 N. Nash Street, El Segundo, CA 90245

310-426-6000 • fax 310-426-6105

2012-13 RESULTS

Series Split 1-1 (Celtics were 1-0 at TD Garden)

02/07/13 Los Angeles 95 at Boston 116

02/20/13 Boston 99 at Los Angeles 113

2013-14 MATCHUPS

01/17/14 Los Angeles at Boston

02/21/14 Boston at Los Angeles

DIRECTORY

HEAD COACH: Mike D'Antoni

ASSISTANT COACHES: Dan D'Antoni, Kurt Rambis, Johnny Davis

ATHLETIC TRAINER: Gary Vitti

PUBLIC AND MEDIA RELATIONS: John Black, Alison Bogli, Calder Hynes, Daniel Ramirez, Matt Flee

CABLE TELEVISION: Time Warner Cable Sportsnet. Broadcasters: Stu Lantz, Bill MacDonald

SPANISH TELEVISION: Time Warner Cable Deportes. Broadcasters: Adrian Garcia Marquez, Francisco Pinto

RADIO: ESPN Radio (710AM). Broadcasters: John Ireland, Mychal Thompson

SPANISH RADIO: ESPN Deportes (1330AM). Broadcasters: Fernando Gonzalez, Pepe Mantilla

2012-2013 SEASON SERIES (1-1) BOSTON VS. L.A. LAKERS

PLAYER	G-GS	MIN	FG-FGA	PCT	3FG-FGA	PCT	FT-FTA	PCT	OFF	DEF	TOT	AST	PF-DQ	STL	TO	BLK	PTS	AVG	HI
Pierce	2-2	63	19-34	.559	5-11	.455	7-10	.700	1	10	11	11	6-0	1	5	1	50	25.0	26
Green	2-0	62	11-25	.440	2-3	.667	10-10	1.000	0	10	10	5	6-0	0	2	2	34	17.0	19
Lee	2-2	53	15-28	.536	3-5	.600	0-0	---	1	8	9	5	5-0	1	2	1	33	16.5	20
Garnett	2-2	47	12-24	.500	0-0	---	3-6	.500	4	5	9	6	5-0	4	3	1	27	13.5	15
Terry	2-0	50	8-14	.571	3-7	.429	6-9	.667	3	5	8	4	5-0	2	2	0	25	12.5	15
Crawford (TOT)	1-1	36	5-17	.294	1-3	.333	0-0	---	3	3	6	6	1-0	2	4	0	11	11.0	11
Bradley	2-2	67	6-18	.333	1-4	.250	3-4	.750	3	6	9	7	4-0	3	2	2	16	8.0	10
Bass	2-2	55	7-11	.636	0-0	---	0-0	---	2	4	6	3	7-0	1	2	0	14	7.0	8
Willcox	2-0	25	3-4	.750	0-0	---	2-4	.500	4	7	11	1	6-0	1	1	0	8	4.0	8
Melo	2-0	12	2-3	.667	0-0	---	0-2	.000	0	0	0	0	3-0	0	0	2	4	2.0	2
Williams	1-0	13	1-1	1.000	0-0	---	0-0	---	0	2	2	2	0-0	0	2	0	2	2.0	2
Collins	2-0	11	1-1	1.000	0-0	---	0-0	---	0	2	2	2	4-0	1	0	0	2	1.0	2
Barbosa	1-0	21	0-6	.000	0-1	.000	0-0	---	1	4	5	3	2-0	1	0	0	0	0.0	0
CELTICS	2	480	85-169	.503	14-31	.452	31-45	.689	19	63	82	49	53-0	15	23	9	215	107.5	116
LAKERS	2	480	78-170	.459	12-45	.267	40-61	.656	27	65	92	40	40-1	7	25	6	208	104.0	113

2012-2013 SEASON SERIES (1-1) L.A. LAKERS VS. BOSTON

PLAYER	G-GS	MIN	FG-FGA	PCT	3FG-FGA	PCT	FT-FTA	PCT	OFF	DEF	TOT	AST	PF-DQ	STL	TO	BLK	PTS	AVG	HI
Bryant	2-2	63	14-30	.467	0-5	.000	15-16	.938	4	7	11	7	7-0	0	7	0	43	21.5	27
Howard	2-2	38	14-21	.667	0-0	---	5-14	.357	10	11	21	2	11-1	1	8	1	33	16.5	24
Jamison	2-0	43	9-16	.563	2-4	.500	6-9	.667	2	5	7	1	6-0	0	1	1	26	13.0	15
Nash	2-2	58	10-16	.625	3-4	.750	0-0	---	0	5	5	12	1-0	1	3	0	23	11.5	14
Clark	2-2	72	8-20	.400	0-5	.000	3-6	.500	5	18	23	1	7-0	1	0	3	19	9.5	14
Meeks	2-0	41	6-15	.400	1-5	.200	5-6	.833	3	1	4	0	4-0	1	0	0	18	9.0	13
Blake	2-0	41	5-13	.385	2-5	.400	5-7	.714	0	5	5	8	1-0	0	4	0	17	8.5	10
World Peace	2-2	71	7-27	.259	2-12	.167	1-2	.500	2	7	9	4	2-0	3	1	1	17	8.5	12
Ebanks	1-0	5	2-6	.333	1-3	.333	0-0	---	1	2	3	0	0-0	0	0	0	5	5.0	5
Duhon	2-0	18	2-4	.500	1-2	.500	0-0	---	0	2	2	2	1-0	0	0	0	5	2.5	3
Sacre	1-0	5	1-2	.500	0-0	---	0-1	.000	0	2	2	1	0-0	0	0	0	2	2.0	2
Morris	1-0	5	0-0	---	0-0	---	0-0	---	0	0	0	2	0-0	0	0	0	0	0.0	0
LAKERS	2	480	78-170	.459	12-45	.267	40-61	.656	27	65	92	40	40-1	7	25	6	208	104.0	113
CELTICS	2	480	85-169	.503	14-31	.452	31-45	.689	19	63	82	49	53-0	15	23	9	215	107.5	116



CELTICS VS. LAKERS GAME-BY-GAME RESULTS (SINCE 1960-61)

Date	H/A	W/L	Celtics	Opp	Date	H/A	W/L	Celtics	Opp	Date	H/A	W/L	Celtics	Opp
11/12/60	N	W	131	124	2/17/67	A	W	120	119	2/23/83	A	W	113	104
12/2/60	H	L	117	120	3/5/67	H	W	130	105	2/8/84	H	L	109	111
12/4/60	A	W	113	103	11/3/67	H	W	105	104	2/24/84	A	L	108	116
12/5/60	A	W	123	101	12/11/67	H	W	123	119	1/16/85	H	W	104	102
12/17/60	H	W	140	112	12/17/67	A	W	123	117	2/17/85	A	L	111	117
1/3/61	A	W	102	96	1/3/68	A	W	113	103	1/22/86	H	W	110	95
1/19/61	N	W	106	103	1/26/68	H	L	112	118	2/16/86	A	W	105	99
2/7/61	N	W	96	95	2/11/68	H	L	104	141	12/12/86	H	L	110	117
2/14/61	N	W	113	93	2/21/68	A	L	117	122	2/15/87	A	L	103	106
2/22/61	A	L	93	105	11/19/68	A	L	106	116	12/11/87	H	L	114	115
11/18/61	H	L	101	103	11/29/68	H	L	92	93	2/14/88	A	L	106	115
12/19/61	A	L	101	104	1/10/69	H	W	88	82	12/16/88	H	W	110	96
12/26/61	H	W	129	117	2/21/69	A	W	124	102	2/19/89	A	L	110	119
1/7/62	A	W	118	95	3/7/69*	A	L	99	105	12/15/89	H	L	110	119
1/23/62	N	W	118	103	3/16/69	H	L	73	108	2/18/90	A	L	110	116
2/1/62	N	W	130	115	12/10/69	H	W	111	99	1/27/91	H	L	87	104
2/18/62	A	L	99	125	12/28/69	A	L	99	109	2/15/91	A	W	98	85
2/20/62	A	W	115	96	1/6/70	H	L	103	108	11/29/91	H	W	114	91
3/11/62	H	W	119	105	2/22/70	A	L	96	108	2/16/92	A	W	114	107
11/9/62	H	L	120	133	3/1/70	H	L	114	120	1/31/93	H	L	87	96
12/7/62	H	W	126	112	3/8/70	A	W	137	122	3/19/93	A	W	129	119
1/4/63	A	L	123	125	12/2/70	H	W	114	111	2/27/94	A	L	97	100
1/5/63	A	L	104	106	12/25/70	A	L	113	123	3/4/94	H	W	109	99
1/20/63	H	W	133	121	2/21/71	A	L	116	124	1/20/95	H	L	118	120
2/12/63	N	W	120	93	2/24/71	H	W	116	96	3/17/95	A	W	118	92
2/13/63	H	L	128	134	3/17/71	H	W	112	104	12/26/95	A	L	91	102
2/22/63	A	L	105	113	11/14/71	A	L	115	128	1/24/96	H	L	107	124
2/24/63	A	W	119	109	12/1/71	H	L	111	124	11/27/96	H	W	110	94
11/13/63	N	W	114	110	1/2/72	A	L	113	122	12/27/96	A	L	102	109
11/27/63	H	W	114	78	2/11/72	H	W	121	108	11/26/97	H	L	103	118
12/26/63	H	W	126	110	2/20/72	A	L	113	132	12/28/97	A	W	108	102
1/4/64*	A	L	118	125	10/15/72	H	W	112	104	12/20/99	H	L	90	99
1/5/64	A	L	95	97	12/15/72	A	W	102	98	2/25/00	A	L	96	109
1/17/64	H	W	99	79	2/17/73*	H	W	113	112	3/13/01	A	L	107	112
2/11/64	H	L	109	113	3/9/73	A	W	119	111	4/6/01	H	L	96	100
2/12/64*	A	W	104	97	12/16/73	A	W	115	110	2/19/02	A	W	109	108
2/16/64	A	W	92	90	1/11/74	H	L	103	111	4/5/02	H	W	99	81
11/13/64	H	L	112	114	3/6/74	A	L	111	116	11/7/02*	H	W	98	95
12/8/64	A	W	108	98	3/10/74	H	W	94	82	3/21/03	A	L	96	104
12/28/64	H	W	133	112	12/4/74	H	W	101	90	12/28/03	A	L	82	105
1/7/65	A	W	112	104	1/3/75	A	W	127	106	3/10/04	H	L	109	117
1/9/65	A	W	107	103	1/10/75	H	W	103	97	2/22/05	A	L	95	104
1/24/65	H	W	117	93	2/23/75	A	W	119	115	3/2/05	H	W	104	101
2/7/65	H	W	101	97	12/28/75	A	W	123	113	2/26/06	A	W	112	111
2/21/65	A	L	114	129	1/7/76	H	W	109	103	3/20/06	H	L	97	105
2/24/65	A	W	97	95	2/20/76	A	W	125	113	1/31/07	H	L	98	111
3/3/65	H	L	102	104	3/10/76	H	W	92	89	2/23/07	A	L	96	122
10/20/65	H	W	100	96	11/10/76	H	W	117	112	11/23/07	H	W	107	94
11/17/65	A	L	115	125	12/28/76	A	L	105	134	12/30/07	A	W	110	91
11/27/65	H	W	101	95	2/4/77	H	W	99	98	12/25/08	A	L	83	92
12/8/65	H	W	108	106	12/18/77	A	L	97	104	2/5/09*	H	L	109	110
1/2/66	A	W	124	113	2/1/78*	H	W	103	100	1/31/10	H	L	89	90
1/5/66	A	L	113	120	2/17/78	A	L	106	114	2/18/10	A	W	87	86
1/12/66	H	W	114	102	1/10/79	H	L	89	99	1/30/11	A	W	109	96
2/13/66	H	L	110	120	2/23/79	A	L	104	113	2/10/11	H	L	86	92
2/19/66	A	W	115	111	3/11/79	H	W	108	106	2/9/12	H	L	87	88
2/21/66	A	W	115	108	3/18/79	A	L	111	122	3/11/12	A	L	94	97
11/2/66	H	W	133	108	12/28/79	A	L	105	123	2/7/13	H	W	116	95
12/18/66	A	L	125	127	1/13/80	H	L	98	100	2/20/13	A	L	99	113
12/26/66	H	W	121	106	1/18/81	H	W	98	96					
1/1/67	A	L	110	111	2/11/81	A	W	105	91					
1/6/67	A	L	99	102	2/7/82	H	L	113	119					
1/22/67*	H	W	121	120	2/14/82	A	W	108	103					
2/15/67	A	L	114	124	1/30/83	H	W	110	95					

* Overtime
** Double-overtime

LAKERS: Minneapolis Lakers 1948-60; Los Angeles Lakers 1960-present.

ALL-TIME SERIES

Boston leads 154-124 (Celtics are 78-47 at home)

CURRENT STREAK: One Lakers Win

LARGEST CELTICS WIN: 44 points; 119-75 on 11/11/55 @ Boston

LARGEST LAKERS WIN: 37 points; 141-104 on 02/11/68 @ Boston



MEMPHIS GRIZZLIES

FedExForum (18,119)

191 Beale Street, Memphis, TN 38103

901-205-1234 • fax 901-205-1497

2012-13 RESULTS

Memphis won 2-0 (Celtics were 0-1 at TD Garden)

01/02/13 Memphis 93 at Boston 83

03/23/13 Boston 106 at Memphis 110

2013-14 MATCHUPS

11/04/13 Boston at Memphis

11/27/13 Memphis at Boston

DIRECTORY

HEAD COACH: David Joergers
ASSISTANT COACHES: Elston Turner, Duane Ticknor, Shawn Respert, Bob Thornton
ATHLETIC TRAINER: Drew Graham
PUBLIC AND MEDIA RELATIONS: Jason Wallace, Ross Wooden, Toiaya Crawford
BROADCAST TELEVISION: FS Tennessee/SportSouth. Broadcasters: Pete Pranic, Sean Tuohy, Brevin Knight, Rob Fischer
RADIO: WMFS ESPN 92.9/680AM. Broadcasters: Eric Hasseltine, Elliot Perry, Hank McDowell

2012-2013 SEASON SERIES (0-2) BOSTON VS. MEMPHIS

PLAYER	G-GS	MIN	FG-FGA	PCT	3FG-FGA	PCT	FT-FTA	PCT	OFF	DEF	TOT	AST	PF-DQ	STL	TO	BLK	PTS	AVG	HI
Pierce	2-2	66	16-31	.516	8-14	.571	3-6	.500	1	12	13	6	9-0	3	5	0	43	21.5	26
Crawford (TOT)	2-0	51	8-23	.348	3-7	.429	10-11	.909	3	4	7	4	5-0	1	3	0	29	14.5	21
Crawford (BOS)	1-0	27	5-13	.385	2-4	.500	9-10	.900	3	2	5	3	3-0	0	1	0	21	21.0	21
Garnett	1-1	32	5-14	.357	0-1	.000	2-5	.400	0	7	7	5	1-0	0	3	0	12	12.0	12
Green	2-1	60	8-15	.533	3-7	.429	3-4	.750	1	6	7	5	4-0	2	3	3	22	11.0	12
Rondo	1-1	40	4-11	.364	0-4	.000	3-4	.750	1	1	2	10	1-0	0	3	0	11	11.0	11
Terry	2-1	55	5-13	.385	3-9	.333	5-6	.833	0	4	4	3	0-0	1	1	0	18	9.0	10
Williams	1-0	22	4-4	1.000	1-1	1.000	0-0	---	0	2	2	2	1-0	1	1	0	9	9.0	9
Lee	1-0	12	3-4	.750	0-0	---	2-2	1.000	0	0	0	1	2-0	0	0	0	8	8.0	8
Wilcox	1-0	14	4-4	1.000	0-0	---	0-0	---	0	3	3	1	4-0	1	0	0	8	8.0	8
Bass	2-1	53	6-11	.545	0-0	---	3-3	1.000	1	6	7	4	4-0	3	3	1	15	7.5	9
Bradley	2-2	45	5-14	.357	0-2	.000	2-2	1.000	0	2	2	0	4-0	1	3	1	12	6.0	8
White	1-0	7	2-2	1.000	0-0	---	0-0	---	1	1	2	1	0-0	0	0	4	4	4.0	4
Collins	1-1	18	1-1	1.000	0-0	---	0-0	---	0	1	1	0	2-0	1	1	0	2	2.0	2
Randolph	1-0	9	1-2	.500	0-0	---	0-2	.000	1	3	4	0	2-0	0	0	1	2	2.0	2
Sullinger	1-0	19	1-6	.167	0-0	---	0-0	---	1	4	5	0	6-1	0	0	0	2	2.0	2
CELTICS	2	480	70-145	.483	17-42	.405	32-44	.727	10	54	64	41	43-1	13	27	10	189	94.5	106
GRIZZLIES	2	480	77-165	.467	12-29	.414	37-46	.804	24	59	83	49	36-0	16	25	9	203	101.5	110

2012-2013 SEASON SERIES (2-0) MEMPHIS VS. BOSTON

PLAYER	G-GS	MIN	FG-FGA	PCT	3FG-FGA	PCT	FT-FTA	PCT	OFF	DEF	TOT	AST	PF-DQ	STL	TO	BLK	PTS	AVG	HI
Gay	1-1	36	6-15	.400	2-6	.333	5-6	.833	0	6	6	5	4-0	1	2	1	19	19.0	19
Conley	2-2	81	12-28	.429	3-9	.333	8-8	1.000	1	4	5	19	7-0	5	3	0	35	17.5	23
Bayless	2-0	40	11-20	.550	4-6	.667	4-5	.800	0	4	4	3	2-0	0	4	0	30	15.0	30
Arthur	2-1	52	12-21	.571	2-3	.667	2-3	.667	2	8	10	2	2-0	1	1	1	28	14.0	18
Allen	2-2	64	11-21	.524	0-1	.000	3-4	.750	5	10	15	5	7-0	2	1	0	25	12.5	15
Prince (TOT)	3-3	105	16-35	.457	2-3	.667	2-2	1.000	2	8	10	7	3-0	2	4	1	36	12.0	14
Prince (MEM)	1-1	35	5-11	.455	0-0	---	2-2	1.000	2	0	2	4	2-0	1	1	1	12	12.0	12
Randolph	2-1	61	8-21	.381	0-1	.000	5-8	.625	7	12	19	4	4-0	0	1	1	21	10.5	15
Speights	1-0	14	4-6	.667	0-0	---	2-2	1.000	2	4	6	0	0-0	0	1	0	10	10.0	10
Davis (TOT)	2-1	40	6-10	.600	0-0	---	6-10	.600	8	9	17	3	5-0	1	1	6	18	9.0	11
Davis (MEM)	1-1	19	4-7	.571	0-0	---	3-4	.750	4	4	8	0	3-0	0	1	5	11	11.0	11
Ellington	1-0	19	2-5	.400	1-2	.500	0-0	---	0	1	1	0	1-0	1	2	0	5	5.0	5
Gasol	1-1	40	1-7	.143	0-0	---	3-4	.750	1	6	7	4	3-0	4	3	0	5	5.0	5
Pondexter	1-0	17	1-3	.333	0-1	.000	0-0	---	0	0	0	2	0-0	1	0	0	2	2.0	2
Daye (TOT)	2-0	6	0-1	.000	0-1	.000	0-0	---	0	1	1	1	3-0	0	1	0	0	0.0	0
Haddadi	1-0	1	0-0	---	0-0	---	0-0	---	0	0	0	0	1-0	0	0	0	0	0.0	0
Wroten	1-0	2	0-0	---	0-0	---	0-0	---	0	0	0	1	0-0	0	1	0	0	0.0	0
GRIZZLIES	2	480	77-165	.467	12-29	.414	37-46	.804	24	59	83	49	36-0	16	25	9	203	101.5	110
CELTICS	2	480	70-145	.483	17-42	.405	32-44	.727	10	54	64	41	43-1	13	27	10	189	94.5	106



CELTICS VS. GRIZZLIES GAME-BY-GAME RESULTS

Date	H/A	W/L	Celtics	Opp
12/30/95	A	L	95	103
1/31/96	H	W	131	98
2/2/97	H	L	92	102
2/14/97	A	L	106	109
1/15/98	H	W	97	93
2/18/98	A	W	114	105
2/17/99***	A	W	131	129
1/10/00	H	L	103	112
2/24/00	A	W	101	77
11/26/00	H	L	87	98
2/13/01	A	L	98	99
12/23/01	H	W	85	80
3/15/02	A	W	103	97
10/31/03	A	W	93	91
12/1/03	H	L	89	96
12/29/04	A	L	109	117
2/16/05	H	W	90	88
11/9/05	H	W	99	98
3/14/06	A	L	76	93
12/6/06	H	L	96	98
1/5/07	A	W	128	119
1/4/08	H	W	100	96
3/8/08	A	W	119	89
3/13/09	H	W	102	92
3/21/09	A	W	105	87
12/14/09	A	W	110	105
3/10/10	H	L	91	111
11/13/10*	A	W	116	110
3/23/11	H	L	87	90
2/5/12	H	W	98	80
1/2/13	H	L	83	93
3/23/13	A	L	106	110

* Overtime
** Double-overtime
*** Triple-overtime

GRIZZLIES: Vancouver Grizzlies 1995-2000; Memphis Grizzlies 2000-present.

ALL-TIME SERIES

Boston leads 18-14 (Celtics are 8-8 at home)

CURRENT STREAK: Two Grizzlies Wins

LARGEST CELTICS WIN: 33 points; 131-98 on 01/31/96 @ Boston

LARGEST GRIZZLIES WIN: 20 points; 111-91 on 03/10/10 @ Boston



MIAMI HEAT

AmericanAirlines Arena (19,600)
601 Biscayne Boulevard, Miami, FL 33132
786-777-HEAT • fax 786-777-1615

2012-13 RESULTS

Miami won 3-1 (Celtics were 1-1 at TD Garden)

10/30/12 Boston 107 at Miami 120
01/27/13 Miami 98 at Boston 100 (2OT)
03/18/13 Miami 105 at Boston 103
04/24/12 Boston 101 at Miami 109

2013-14 MATCHUPS

11/09/13 Boston at Miami
01/21/14 Boston at Miami
03/19/14 Miami at Boston

DIRECTORY

HEAD COACH:Erik Spoelstra
ASSISTANT COACHES:Bob McAdoo, Keith Askins, Ron Rothstein, David Fizdale, Chad Kammerer
ATHLETIC TRAINER:Jay Sabol
PUBLIC AND MEDIA RELATIONS:Tim Donovan, Rob Wilson, Michael Lissack, Nick Maiorana
CABLE TELEVISION:Sun Sports. Broadcasters: Eric Reid, Tony Fiorentino, Jason Jackson
RADIO:The Ticket (790AM). Broadcasters: Mike Inglis, John Crotty
SPANISH RADIO:WQBA (1140AM). Broadcasters: Jose Paneda, Joe Pujala

2012-2013 SEASON SERIES (1-3) BOSTON VS. MIAMI

PLAYER	G-GS	MIN	FG-FGA	PCT	3FG-FGA	PCT	FT-FTA	PCT	OFF	DEF	TOT	AST	PF-DQ	STL	TO	BLK	PTS	AVG	HI
Green	4-2	141	28-50	.560	7-16	.438	19-23	.826	1	21	22	4	7-0	3	6	5	82	20.5	43
Rondo	1-1	44	9-14	.643	0-2	.000	2-4	.500	0	7	7	13	4-0	0	4	0	20	20.0	20
Pierce	3-3	129	18-42	.429	5-12	.417	16-21	.762	1	25	26	23	8-0	4	13	2	57	19.0	23
Garnett	2-2	76	14-27	.519	0-1	.000	5-6	.833	4	19	23	6	6-0	2	6	5	33	16.5	24
Barbosa	4-0	46	10-16	.625	4-4	1.000	1-2	.500	1	3	4	5	4-0	1	1	0	25	12.5	16
Lee	4-4	123	20-39	.513	4-11	.364	2-2	1.000	1	6	7	9	14-0	5	1	1	46	11.5	18
Crawford (TOT)	5-2	133	20-37	.531	7-22	.318	10-14	.714	2	9	11	20	4-0	6	13	1	57	11.4	22
Crawford (BOS)	2-1	52	10-22	.455	3-9	.333	5-8	.625	1	4	5	5	3-0	2	6	1	28	14.0	20
Bass	4-3	106	16-30	.533	0-0	---	12-13	.923	12	17	29	4	10-0	1	4	1	44	11.0	17
Terry	4-0	109	13-34	.382	1-14	.071	9-9	1.000	1	4	5	9	13-0	6	12	1	36	9.0	13
Bradley	3-3	93	9-28	.321	3-7	.429	2-2	1.000	4	4	8	4	7-0	6	6	1	23	7.7	9
Williams	1-0	17	3-8	.375	0-0	---	0-0	---	0	2	2	2	1-0	0	1	0	6	6.0	6
Sullinger	2-1	30	4-7	.571	0-1	.000	1-2	.500	0	5	5	2	2-0	3	1	0	9	4.5	7
Wilcox	3-0	32	1-2	.500	0-0	---	0-0	---	1	9	10	0	5-0	0	0	1	2	0.7	2
Randolph	1-0	10	0-1	.000	0-0	---	0-0	---	1	0	1	1	3-0	0	1	0	0	0.0	0
White	1-0	1	0-0	---	0-0	---	0-0	---	0	0	0	0	0-0	0	0	0	0	0.0	0
CELTICS	4	1010	155-320	.484	32-82	.351	74-92	.804	28	126	154	87	87-0	33	67	18	411	102.8	107
HEAT	4	1010	163-331	.492	32-82	.390	74-101	.733	37	128	165	97	79-0	31	62	23	432	108.0	120

2012-2013 SEASON SERIES (3-1) MIAMI VS. BOSTON

PLAYER	G-GS	MIN	FG-FGA	PCT	3FG-FGA	PCT	FT-FTA	PCT	OFF	DEF	TOT	AST	PF-DQ	STL	TO	BLK	PTS	AVG	HI
James	4-4	152	48-86	.558	6-14	.429	15-20	.750	7	32	39	31	9-0	7	9	3	117	29.3	37
Wade	4-4	152	27-69	.391	0-4	.000	19-28	.679	5	16	21	23	12-0	9	17	3	73	18.3	29
Bosh	4-4	145	27-47	.574	0-3	.000	11-14	.786	8	30	38	4	10-0	0	7	6	65	16.3	19
Allen	4-0	124	19-36	.528	7-18	.389	18-22	.818	2	13	15	4	5-0	2	4	2	63	15.8	21
Lewis	3-0	52	11-18	.611	4-8	.500	3-5	.600	1	5	6	2	3-0	0	1	1	29	9.7	19
Chalmers	4-4	127	12-25	.480	7-12	.583	7-8	.875	1	8	9	18	11-0	5	6	1	38	9.5	21
Cole	4-0	55	9-21	.429	4-7	.571	1-2	.500	1	3	4	4	3-0	2	6	0	25	5.8	12
Battier	3-1	82	5-12	.417	4-10	.400	0-0	---	3	5	8	3	10-0	1	1	4	14	4.7	6
Andersen	2-0	30	2-3	.667	0-0	---	0-2	.000	4	4	8	0	6-0	3	4	2	4	2.0	4
Haslem	3-2	43	3-7	.429	0-0	---	0-0	---	5	9	14	2	7-0	1	1	0	6	2.0	4
Anthony	2-0	14	0-0	---	0-0	---	0-0	---	0	1	1	0	2-0	0	0	1	0	0.0	0
Howard	1-0	2	0-1	.000	0-0	---	0-0	---	0	0	0	1	0-0	0	0	0	0	0.0	0
Jones	1-0	2	0-0	---	0-0	---	0-0	---	0	1	1	0	0-0	0	0	0	0	0.0	0
Miller	2-1	31	0-6	.000	0-6	.000	0-0	---	0	1	1	5	1-0	1	0	0	0	0.0	0
HEAT	4	1010	163-331	.492	32-82	.390	74-101	.733	37	128	165	97	79-0	31	62	23	432	108.0	120
CELTICS	4	1010	155-320	.484	32-82	.351	74-92	.804	28	126	154	87	87-0	33	67	18	411	102.8	107



CELTICS VS. HEAT GAME-BY-GAME RESULTS

Date	H/A	W/L	Celtics	Opp	Date	H/A	W/L	Celtics	Opp
11/15/88	A	W	84	65	1/20/04	A	W	86	84
1/29/89	H	W	121	103	4/7/04	A	L	101	104
1/13/90	A	W	105	96	4/12/04	H	L	77	84
1/24/90	H	W	116	95	11/28/04	A	L	104	106
3/2/90	A	W	122	110	12/21/04	A	L	100	108
4/7/90	A	W	115	105	4/15/05	H	W	101	99
4/12/90	H	W	139	118	2/6/06	A	L	98	114
11/26/90	H	W	118	101	3/1/06	H	L	96	103
12/15/90	A	W	114	100	3/16/06	A	L	104	107
3/6/91	H	W	126	117	4/19/06	H	W	85	78
3/28/91	A	L	88	90	2/7/07	H	L	79	91
4/12/91	H	W	119	109	4/6/07	H	L	85	88
11/5/91	A	W	93	89	4/16/07	A	W	91	89
12/4/91	H	W	124	97	11/16/07	H	W	92	91
12/21/91	A	L	101	112	11/30/07	A	W	95	85
3/10/92	A	L	101	108	1/29/08	A	W	117	87
4/19/92	H	W	109	93	3/30/08	H	W	88	62
11/10/92	A	L	106	110	1/21/09	A	W	98	83
12/4/92	H	W	114	104	3/11/09	A	L	99	107
3/24/93	H	W	115	109	3/18/09*	H	W	112	108
4/17/93	A	W	103	100	4/10/09	H	W	105	98
11/26/93	H	L	93	101	11/29/09	A	W	92	85
12/11/93	A	L	80	111	1/6/10	A	W	112	106
1/26/94	H	W	103	98	2/3/10	H	W	107	102
3/7/94	A	W	112	104	10/26/10	H	W	88	80
3/13/94	H	L	87	106	11/11/10	A	W	112	107
11/18/94	A	W	115	111	2/13/11	H	W	85	82
1/4/95	H	W	117	113	4/10/11	A	L	77	100
1/18/95	A	L	93	121	12/27/11	A	L	107	115
3/28/95	A	W	126	115	4/1/12	H	W	91	72
3/31/95	H	W	100	99	4/10/12	A	W	115	107
12/4/95**	H	W	121	120	4/24/12	H	W	78	66
12/6/95	A	W	105	101	10/30/12	A	L	107	120
2/3/96	A	W	100	99	01/27/13**	H	W	100	98
3/24/96	H	L	95	111	03/18/13	H	L	103	105
11/30/96	A	L	77	78	04/12/13	A	L	101	109
1/16/97	H	L	94	102					
1/29/97	A	L	83	103					
2/5/97	H	L	117	118					
11/5/97	H	L	74	90					
12/5/97	A	L	97	117					
3/25/98	H	L	91	105					
3/31/98	A	L	95	121					
2/9/99	A	W	108	101					
4/16/99	H	W	82	81					
4/29/99	A	W	107	96					
11/20/99	A	L	92	110					
12/3/99	H	W	96	84					
1/25/00	A	L	89	115					
2/2/00	H	L	103	105					
1/6/01	A	L	86	112					
1/10/01	H	W	88	76					
4/3/01	A	W	82	77					
4/11/01	H	L	97	102					
11/27/01	A	W	84	83					
1/4/02	H	L	66	89					
3/25/02	A	W	87	82					
4/10/02	H	W	70	65					
12/18/02	H	L	81	91					
12/27/02	A	L	70	90					
4/2/03	H	W	90	62					
4/13/03	A	W	94	86					
10/29/03	H	W	98	75					

* Overtime

** Double-overtime

ALL-TIME SERIES

Boston leads 59-40 (Celtics are 32-16 at home)

CURRENT STREAK: Two Heat Wins**LARGEST CELTICS WIN:** 30 points; 117-87 on 01/29/08 @ Miami**LARGEST HEAT WIN:** 31 points; 111-80 on 12/11/93 @ Miami



MILWAUKEE BUCKS

BMO Harris Bradley Center (18,717)

1001 North Fourth Street, Milwaukee, WI 53203

414-227-0500 • fax 414-294-4890

2012-13 RESULTS

Milwaukee won 3-1 (Celtics were 0-2 at TD Garden)

11/02/12 Milwaukee 99 at Boston 88

11/10/12 Boston 96 at Milwaukee 92

12/01/12 Boston 88 at Milwaukee 91

12/21/12 Milwaukee 99 at Boston 94 (OT)

2013-14 MATCHUPS

11/01/13 Milwaukee at Boston

11/30/13 Boston at Milwaukee

12/03/13 Milwaukee at Boston

02/10/14 Boston at Milwaukee

DIRECTORY

HEAD COACH: Larry Drew

ASSISTANT COACHES: Jim Clemons, Bob Bender, Nick Van Exel, Scott Williamson, Josh Oppenheimer

ATHLETIC TRAINER: Scott Barthlana

PUBLIC AND MEDIA RELATIONS: Dan Smyczek, Mark Rosenberg, Kristen Deahl

BROADCAST TELEVISION: FOX Sports Wisconsin. Broadcasters: Jim Paschke, Jon McGlocklin

RADIO: WTMJ (620AM). Broadcasters: Ted Davis, Dennis Krause

2012-2013 SEASON SERIES (1-3) BOSTON VS. MILWAUKEE

PLAYER	G-GS	MIN	FG-FGA	PCT	3FG-FGA	PCT	FT-FTA	PCT	OFF	DEF	TOT	AST	PF	STL	TOT	BLK	PTS	AVG	HI
Pierce	4-4	142	30-68	.441	8-21	.381	22-28	.786	4	28	32	16	11-0	7	15	2	90	22.5	35
Garnett	4-4	125	24-57	.421	0-1	.000	14-17	.824	5	19	24	8	2-0	4	6	3	62	15.5	18
Green	4-0	103	20-37	.541	3-11	.273	12-14	.857	4	9	13	2	9-0	7	7	6	55	13.8	18
Terry	4-3	119	15-45	.333	7-23	.304	7-8	.875	0	6	6	15	6-0	3	5	0	44	11.0	15
Rondo	3-3	123	13-29	.448	0-2	.000	4-8	.500	3	11	14	33	7-0	8	8	1	30	10.0	14
Crawford (TOT)	1-0	13	3-5	.600	2-3	.667	0-0	---	0	1	1	2	2-0	1	2	0	8	8.0	8
Lee	4-2	127	14-30	.467	3-10	.300	0-0	---	2	6	8	4	10-0	3	7	0	31	7.8	13
Bass	4-3	107	10-24	.417	0-1	.000	8-8	1.000	8	19	27	5	9-1	3	3	2	28	7.0	10
Sullinger	4-0	53	5-11	.455	0-0	---	4-4	1.000	7	16	23	2	15-1	1	2	4	14	3.5	6
Willcox	3-0	20	3-5	.600	0-0	---	2-2	1.000	1	4	5	1	4-0	1	2	1	8	2.7	6
Collins	2-1	29	0-2	.000	0-0	---	2-5	.667	2	5	7	0	7-0	0	2	2	2	1.0	2
Barbosa	3-0	28	1-13	.077	0-3	.000	0-0	---	0	2	2	4	0-0	0	2	1	2	0.7	2
Joseph	1-0	3	0-0	---	0-0	---	0-0	---	0	1	1	1	0-0	0	1	0	0	0.0	0
Millicic	1-0	5	0-1	.000	0-0	---	0-0	---	0	1	1	0	1-0	0	2	0	0	0.0	0
CELTICS	4	985	135-322	.419	21-72	.292	75-92	.815	36	127	163	91	81-2	37	63	22	366	91.5	96
BUCKS	4	985	147-336	.438	20-66	.303	67-94	.713	51	138	189	92	70-1	33	68	17	381	95.3	99

2012-2013 SEASON SERIES (3-1) MILWAUKEE VS. BOSTON

PLAYER	G-GS	MIN	FG-FGA	PCT	3FG-FGA	PCT	FT-FTA	PCT	OFF	DEF	TOT	AST	PF-DO	STL	TOT	BLK	PTS	AVG	HI
Ellis	4-4	156	32-85	.376	3-14	.214	23-26	.885	3	13	16	24	5-0	4	10	0	90	22.5	32
Redick (TOT)	2-1	67	15-28	.464	5-11	.455	5-5	1.000	0	3	3	7	2-0	2	4	0	36	18.0	21
Mbah a Moute	2-1	54	12-21	.571	0-0	---	4-10	.400	7	5	12	4	3-0	0	6	0	28	14.0	20
Sanders	4-1	120	24-35	.686	0-0	---	7-10	.700	13	42	55	4	17-1	3	3	10	55	13.8	18
Jennings	4-4	158	19-51	.373	7-20	.350	5-9	.556	6	17	23	28	9-0	10	14	0	50	12.5	21
Harris	2-2	43	9-14	.643	2-3	.667	0-0	---	0	8	8	2	3-0	0	3	1	20	10.0	18
Ilyasova	4-2	118	14-37	.378	4-11	.364	8-12	.667	8	19	27	9	10-0	2	5	1	40	10.0	15
Dalembert	2-2	37	7-9	.778	0-0	---	2-4	.500	5	6	11	2	5-0	0	1	0	16	8.0	14
Dunleavy	3-0	55	5-16	.313	2-6	.333	6-6	1.000	3	7	10	3	6-0	2	3	1	18	6.0	9
Smith (TOT)	1-0	15	3-6	.500	0-0	---	0-0	---	1	0	1	1	0-0	2	1	0	6	6.0	6
Udoh	2-0	38	4-11	.364	1-4	.250	3-3	1.000	1	7	8	3	3-0	1	6	0	12	6.0	10
Udoh	4-1	81	8-16	.500	0-1	.000	6-8	.750	4	7	11	2	5-0	5	2	3	22	5.5	10
Daniels	4-2	88	9-28	.321	0-5	.000	2-2	1.000	1	5	6	8	3-0	5	6	1	20	5.0	12
Henson	1-1	13	2-4	.500	0-0	---	1-4	.250	0	2	2	1	1-0	1	1	0	5	5.0	5
Ayon (TOT)	2-0	23	2-4	.500	0-0	---	1-2	.500	3	4	7	2	3-0	0	1	1	5	2.5	5
Lamb	3-0	24	2-9	.222	1-2	.500	0-0	---	0	0	0	2	2-0	0	4	0	5	1.7	3
BUCKS	4	985	147-336	.438	20-66	.303	67-94	.713	51	138	189	92	70-1	33	68	17	381	95.3	99
CELTICS	4	985	135-322	.419	21-72	.292	75-92	.815	36	127	163	91	81-2	37	63	22	366	91.5	96



CELTICS VS. BUCKS GAME-BY-GAME RESULTS

Date	H/A	W/L	Celtics	Opp	Date	H/A	W/L	Celtics	Opp	Date	H/A	W/L	Celtics	Opp
10/26/68	H	W	102	89	11/10/82	H	L	101	105	3/4/96	H	W	105	98
11/9/68	A	W	98	97	11/14/82	A	W	100	98	3/10/96	A	W	110	103
12/3/68	A	W	137	115	11/28/82	H	W	124	109	11/2/96	A	L	102	124
12/4/68	H	W	101	99	12/3/82	A	L	112	115	12/8/96	A	L	87	100
12/26/68	H	W	139	106	3/22/83	A	L	108	116	12/16/96	H	L	91	107
1/12/69	A	L	110	114	4/1/83	H	W	97	83	3/17/97	H	W	126	117
10/28/69	A	W	120	107	11/2/83	H	W	119	105	11/8/97	A	L	96	105
11/11/69	H	L	118	129	1/5/84	A	L	87	106	12/10/97	H	W	96	91
12/11/69	H	L	106	124	1/22/84	H	W	109	98	1/3/98	A	W	106	99
12/19/69	A	L	111	115	3/9/84**	A	W	129	128	4/15/98	H	L	109	117
1/10/70	A	L	109	124	3/16/84	H	W	109	99	3/18/99	A	L	83	99
2/14/70	A	L	117	127	4/10/84	A	W	96	95	4/2/99	H	L	83	84
11/1/70	H	L	113	123	12/19/84	H	L	92	107	5/1/99	H	L	79	88
12/18/70	A	L	114	124	12/30/84	A	L	98	114	11/26/99	H	L	112	114
1/17/71	A	L	113	120	3/20/85	H	W	107	105	3/8/00	H	W	112	101
1/27/71	H	L	129	132	4/2/85	A	L	103	109	3/26/00	A	L	84	99
2/28/71	H	L	99	111	4/12/85*	H	L	113	115	11/30/00	A	L	97	108
11/29/71	H	W	125	114	10/30/85	H	W	117	106	12/23/00	A	L	99	104
12/10/71	A	L	104	120	12/3/85	A	W	112	109	2/7/01	H	W	94	91
12/22/71	N	W	101	98	2/4/86	A	W	112	93	3/7/01	H	L	94	101
2/13/72	H	L	109	117	3/26/86	H	W	121	115	11/3/01	A	L	99	105
3/6/72*	A	L	127	132	4/8/86	A	W	126	114	1/29/02	A	L	90	109
11/17/72	H	L	88	95	11/1/86	A	L	105	111	2/27/02	H	L	92	95
11/21/72	A	W	116	102	11/12/86	H	W	124	116	3/31/02	H	W	110	88
12/23/72	A	L	98	104	12/20/86	A	L	100	120	11/16/02	A	L	85	104
2/1/73	H	W	120	96	1/7/87	H	W	119	92	1/18/03	A	W	97	95
11/16/73	H	W	105	90	3/17/87	A	L	115	123	1/22/03	H	L	97	106
11/30/73	A	L	93	117	3/18/87	H	W	120	102	11/28/03	H	W	106	96
2/6/74	A	W	105	104	11/6/87	H	W	125	108	11/29/03	A	L	94	100
2/10/74	N	L	86	95	11/28/87	A	L	97	112	1/13/04	A	L	103	111
11/12/74	A	W	91	83	2/4/88	A	L	101	111	2/25/04	H	L	104	106
2/2/75	H	W	120	102	2/26/88	H	W	132	96	12/1/04	H	W	101	100
2/5/75	A	W	92	90	3/1/88	A	L	116	117	2/8/05	A	L	97	121
2/28/75	H	W	107	106	4/13/88	H	W	123	104	4/6/05	H	W	103	97
11/7/75	A	L	101	104	11/12/88	A	L	100	108	4/13/05	A	W	111	108
12/10/75	H	W	111	98	11/25/88	H	W	115	96	12/16/05	H	L	96	100
1/18/76	A	W	97	94	2/24/89	H	W	125	112	1/29/06	A	L	79	83
4/9/76	H	L	100	106	3/21/89	A	L	86	98	3/10/06	H	L	86	92
10/23/76	A	W	111	107	11/3/89	H	W	127	114	11/25/06	A	W	111	98
12/15/76	H	W	129	125	11/7/89	A	L	100	106	2/14/07	H	W	117	97
1/28/77	H	W	119	113	12/19/89	A	W	95	86	4/4/07	A	L	89	98
3/17/77	A	L	91	100	2/6/90	H	L	106	119	4/13/07	H	L	102	104
11/13/77	A	W	127	119	11/13/90	A	L	91	119	12/14/07	H	W	104	82
12/29/77	A	W	124	115	12/12/90	H	W	129	111	3/15/08	A	W	99	77
1/18/78	H	W	130	116	1/9/91	H	W	110	102	4/8/08*	A	W	107	104
4/8/78	H	L	111	123	4/1/91	A	L	92	111	4/11/08	H	W	102	86
11/7/78	A	L	108	125	12/18/91	H	W	131	117	11/7/08	H	W	101	89
1/19/79	H	W	103	102	1/31/92	A	L	100	102	11/15/08*	A	W	102	97
3/4/79	H	L	122	135	3/17/92	A	L	106	127	3/15/09	A	L	77	86
3/28/79	A	L	117	135	4/10/92	H	W	109	100	12/8/09	H	W	98	89
12/9/79	A	W	113	108	11/7/92	A	L	88	124	3/9/10	A	L	84	86
12/14/79	H	W	97	94	1/16/93	A	W	110	99	4/10/10	A	W	105	90
10/16/80	A	W	110	103	2/9/93	H	W	104	92	4/14/10	H	L	95	106
11/7/80	H	L	101	102	3/12/93	H	L	109	115	11/3/10*	H	W	103	102
11/30/80	A	L	105	107	11/8/93	H	W	108	100	3/6/11	A	W	89	83
12/9/80	H	W	112	89	11/27/93	A	L	85	89	3/13/11	H	W	87	56
2/5/81	A	L	103	113	3/29/94*	A	W	119	107	2/29/12	H	W	102	96
3/11/81	H	W	122	108	4/19/94	H	W	120	112	3/22/12	A	W	100	91
10/31/81	A	L	103	119	11/22/94	H	L	94	116	4/26/12	H	W	87	74
11/20/81	H	W	112	89	3/3/95	H	W	103	91	11/2/12	H	L	88	99
1/15/82	A	L	118	122	3/19/95	A	L	94	95	11/10/12	A	W	96	92
2/28/82	H	W	106	102	4/19/95	A	L	97	106	12/1/12	A	L	88	91
4/6/82	A	L	116	122	11/3/95	H	L	100	101	12/21/12*	H	L	94	99
4/14/82	H	W	100	91	11/18/95	A	W	99	93					

* Overtime

** Double-overtime

ALL-TIME SERIES

Celtics lead series 98-94 (Celtics are 62-35 at home)

CURRENT STREAK: Two Bucks Wins

LARGEST CELTICS WIN: 36 points; 132-96 on 02/26/88 @ Boston

LARGEST BUCKS WIN: 36 points; 124-88 on 11/07/92 @ Milwaukee



MINNESOTA TIMBERWOLVES

Target Center (19,356)

600 First Avenue North, Minneapolis, MN 55403

612-673-1600 • fax 612-673-8385

2012-13 RESULTS

Series Split 1-1 (Celtics were 1-0 at TD Garden)

12/05/12 Minnesota 94 at Boston 104

04/01/13 Boston 100 at Minnesota 110

2013-14 MATCHUPS

11/16/13 Boston at Minnesota

12/16/13 Minnesota at Boston

DIRECTORY

HEAD COACH:Rick Adelman
 ASSISTANT COACHES:Terry Porter, Jack Sikma, T.R. Dunn, David Adelman
 ATHLETIC TRAINER:Gregg Farnam
 PUBLIC AND MEDIA RELATIONS:Brad Ruter, Aaron Seehusen, Dan Bell
 CABLE TELEVISION:Fox Sports North. Broadcasters: Dave Benz, Jim Petersen
 RADIO:WCCO (830AM). Broadcaster: Alan Horton

2012-2013 SEASON SERIES (1-1) BOSTON VS. MINNESOTA

PLAYER	G-GS	MIN	FG-FGA	PCT	3FG-FGA	PCT	FT-FTA	PCT	OFF	DEF	TOT	AST	PF-DQ	STL	TO	BLK	PTS	AVG	HI
Bradley	1-1	30	8-14	.571	1-5	.200	2-2	1.000	0	0	2	4-0	0	2	0	19	19.0	19	
Garnett	1-1	27	8-13	.615	0-1	.000	2-4	.500	1	9	10	4	2-0	1	2	0	18	18.0	18
Pierce	1-1	25	6-15	.400	1-6	.167	5-6	.833	0	4	4	2	1-0	1	4	0	18	18.0	18
Rondo	1-1	38	6-11	.545	0-3	.000	5-6	.833	0	1	1	11	4-0	1	5	0	17	17.0	17
Terry	2-1	64	11-18	.611	5-8	.625	4-4	1.000	0	7	7	5	1-0	2	4	0	31	15.5	17
Crawford (TOT)	2-0	51	12-21	.571	4-7	.571	2-2	1.000	1	5	6	8	3-0	1	3	0	30	15.0	19
Crawford (BOS)	1-0	28	5-11	.455	1-3	.333	0-0	---	1	5	6	5	2-0	0	2	0	11	11.0	11
Williams	1-0	22	6-10	.600	2-3	.667	0-2	.000	1	5	6	5	0-0	1	0	0	14	14.0	14
Bass	2-2	63	11-22	.500	0-0	---	3-4	.750	4	10	14	3	5-0	2	1	4	25	12.5	13
Green	2-1	61	9-19	.474	0-1	.000	0-0	---	2	9	11	7	3-0	0	6	0	18	9.0	10
Randolph	1-0	21	4-5	.800	0-0	---	0-2	.000	1	1	2	1	5-0	0	2	2	8	8.0	8
Sullinger	1-0	18	1-3	.333	0-1	.000	5-6	.833	1	6	7	1	5-0	0	0	2	7	7.0	7
Lee	2-1	45	4-12	.333	1-2	.500	0-2	.000	0	3	3	2	5-0	1	3	0	9	4.5	7
Wilcox	2-1	32	4-5	.800	0-0	---	1-2	.500	2	9	11	1	8-0	1	2	1	9	4.5	5
Barbosa	1-0	0	0-0	---	0-0	---	0-0	---	0	0	0	0	0-0	0	0	0	0	0.0	0
Joseph	1-0	1	0-1	.000	0-0	---	0-0	---	0	0	0	0	0-0	0	0	0	0	0.0	0
White	1-0	4	0-0	---	0-0	---	0-0	---	0	0	0	0	0-0	0	0	0	0	0.0	0
CELTICS	2	480	83-159	.522	11-33	.333	27-40	.675	13	69	82	49	45-0	10	33	9	204	102.0	104
TIMBERWOLVES	2	480	77-167	.461	11-37	.297	39-57	.684	17	55	72	49	30-0	21	23	7	204	102.0	110

2012-2013 SEASON SERIES (1-1) MINNESOTA VS. BOSTON

PLAYER	G-GS	MIN	FG-FGA	PCT	3FG-FGA	PCT	FT-FTA	PCT	OFF	DEF	TOT	AST	PF-DQ	STL	TO	BLK	PTS	AVG	HI
Pekovic	2-2	73	15-28	.536	0-0	---	13-13	1.000	5	9	14	2	3-0	3	0	1	43	21.5	29
Love	1-1	35	6-15	.400	1-5	.200	6-12	.500	4	9	13	4	2-0	0	5	0	19	19.0	19
Kirilenko	1-1	27	6-7	.857	1-1	1.000	4-4	1.000	2	7	9	5	2-0	2	2	0	17	17.0	17
Cunningham	2-0	42	10-17	.588	0-0	---	6-8	.750	4	8	12	1	3-0	2	0	0	26	13.0	19
Howard	1-1	33	5-14	.357	1-3	.333	1-2	.500	0	0	0	0	1-0	3	0	0	12	12.0	12
Barea	2-0	54	9-18	.500	1-6	.167	2-4	.500	0	6	6	10	3-0	0	5	0	21	10.5	11
Shved	2-0	50	8-19	.421	3-8	.375	1-4	.250	1	2	3	5	4-0	2	3	0	20	10.0	11
Rubio	1-1	35	2-11	.182	0-2	.000	5-6	.833	0	3	3	10	4-0	2	2	0	9	9.0	9
Ridnour	2-2	45	6-15	.400	1-4	.250	0-0	---	0	2	2	6	3-0	3	4	0	15	6.5	11
Williams	2-1	35	6-11	.545	1-3	.333	0-0	---	0	6	6	2	2-0	1	0	3	15	6.5	11
Lee	1-1	24	2-5	.400	1-2	.500	1-2	.500	1	1	2	3	1-0	2	0	1	6	6.0	6
Bodinger	1-0	17	1-4	.250	1-3	.333	0-0	---	0	0	0	1	0-0	0	0	0	3	3.0	3
Stiersma	1-0	9	1-3	.333	0-0	---	0-0	---	0	0	0	0	2-0	0	0	2	2	2.0	2
Amundson	1-0	3	0-0	---	0-0	---	0-2	.000	0	2	2	0	0-0	1	0	0	0	0.0	0
TIMBERWOLVES	2	480	77-167	.461	11-37	.297	39-57	.684	17	55	72	49	30-0	21	23	7	204	102.0	110
CELTICS	2	480	83-159	.522	11-33	.333	27-40	.675	13	69	82	49	45-0	10	33	9	204	102.0	104



CELTICS VS. TIMBERWOLVES GAME-BY-GAME RESULTS

Date	H/A	W/L	Celtics	Opp
11/17/89	H	W	116	99
2/2/90	A	L	105	116
1/28/91	A	W	108	87
2/27/91	H	W	116	111
1/4/92	A	L	96	100
1/10/92	H	L	94	104
11/6/92	H	W	113	92
12/15/92**	A	W	124	119
1/8/94	A	L	90	108
4/8/94	H	W	112	108
11/12/94	A	W	114	101
2/5/95	H	W	115	82
12/22/95	H	W	114	113
3/27/96	A	W	121	116
1/5/97	H	L	84	94
3/6/97	A	L	101	119
1/2/98	H	W	93	89
1/21/98	A	L	95	104
3/24/99	H	L	68	87
1/13/00	A	L	85	103
3/22/00	H	L	106	109
12/1/00	H	L	98	102
1/15/01	A	W	107	102
2/1/02*	H	L	95	98
4/15/02	A	W	93	90
11/9/02	A	W	105	99
12/20/02	H	W	108	99
12/15/03	H	L	95	116
3/7/04	A	W	80	77
2/6/05	A	W	103	100
3/6/05	H	L	97	99
1/18/06	H	W	103	96
1/30/06	A	L	85	110
2/11/07	A	L	107	109
3/4/07**	H	W	124	117
1/25/08	H	W	87	86
2/8/08	A	W	88	86
11/21/08	A	W	95	78
2/1/09	H	W	109	101
11/4/09	A	W	92	90
12/20/09	H	W	122	104
1/5/11	H	W	96	93
3/27/11	A	W	85	82
3/30/12	A	W	100	79
12/05/12	H	W	104	94
04/01/13	A	L	100	110

* Overtime
** Double-overtime

ALL-TIME SERIES

Boston leads 29-17 (Celtics are 15-8 at home)

CURRENT STREAK: One Timberwolves Win

LARGEST CELTICS WIN: 33 points; 115-82 on 02/05/95 @ Boston

LARGEST TIMBERWOLVES WIN: 25 points; 110-85 on 01/30/06 @ Minnesota



NEW ORLEANS PELICANS

New Orleans Arena (17,188)

5800 Airline Drive

Metairie, LA 70003

504-593-4700 • fax 504-593-4702

2012-13 RESULTS

New Orleans won 2-0 (Celtics were 0-1 at TD Garden)

01/16/13 New Orleans 90 at Boston 78

03/20/13 Boston 86 at New Orleans 87

2013-14 MATCHUPS

01/03/14 New Orleans at Boston

03/16/14 Boston at New Orleans

DIRECTORY

HEAD COACH:Monty Williams

ASSISTANT COACHES:Randy Ayers, Dave Hanners, Bryan Gates, Fred Vinson, Kevin Hanson

ATHLETIC TRAINER:Jon Ishop

PUBLIC AND MEDIA RELATIONS:Greg Bensel, Matt Ryan, Lindsey Mitchell

BROADCAST TELEVISION:Fox Sports New Orleans. Broadcasters: Joel Meyers, David Wesley, Jen Hale

RADIO:WWL (105.3FM). Broadcasters: Sean Kelley, John DeShazier

2012-2013 SEASON SERIES (0-2) BOSTON VS. NEW ORLEANS

PLAYER	G-GS	MIN	FG-FGA	PCT	3FG-FGA	PCT	FT-FTA	PCT	OFF	DEF	TOT	AST	PF-DQ	STL	TO	BLK	PTS	AVG	HI
Pierce	2-2	64	14-33	.424	3-10	.300	9-11	.818	0	12	12	9	8-1	2	5	2	40	20.0	28
Garnett	2-2	59	16-28	.571	0-0	---	3-4	.750	1	9	10	3	5-0	4	3	0	35	17.5	20
Crawford (TOT)	2-1	64	11-29	.379	2-10	.200	6-8	.750	0	9	9	5	1-0	0	5	1	30	15.0	26
Crawford (BOS)	1-0	22	2-5	.400	0-2	.000	0-0	---	0	3	3	1	0-0	0	3	0	4	4.0	4
Bass	2-2	64	9-14	.643	0-0	---	2-3	.667	5	8	13	3	4-0	2	3	1	20	10.0	11
Green	2-0	51	6-12	.500	1-2	.500	4-6	.667	1	6	7	0	6-0	1	2	4	17	8.5	13
Barbosa	1-0	3	3-4	.750	1-1	1.000	0-0	---	0	0	0	0	1-0	0	0	0	7	7.0	7
Rondo	1-1	33	3-8	.375	0-0	---	1-3	.333	2	1	3	11	0-0	3	5	0	7	7.0	7
Terry	2-0	44	5-15	.333	2-6	.333	0-0	---	0	3	3	5	3-0	1	3	0	12	6.0	12
Bradley	2-2	56	4-14	.286	0-7	.000	1-4	.250	1	4	5	5	5-0	8	2	1	9	4.5	5
Lee	2-1	53	3-8	.375	1-4	.250	2-2	1.000	0	2	2	4	1-0	2	1	0	9	4.5	5
Sullinger	1-0	21	2-5	.400	0-0	---	0-0	---	0	2	2	1	4-0	1	1	1	4	4.0	4
Collins	1-0	4	0-0	---	0-0	---	0-0	---	0	0	0	0	1-0	0	0	1	0	0.0	0
Wilcox	1-0	6	0-0	---	0-0	---	0-0	---	0	1	1	0	1-0	0	0	0	0	0.0	0
CELTICS	2	480	67-146	.459	8-32	.250	22-33	.667	10	51	61	42	39-1	24	29	10	164	82.0	86
HORNETS	2	480	62-142	.437	7-33	.212	46-57	.807	22	71	93	32	38-0	12	38	10	177	88.5	90

2012-2013 SEASON SERIES (2-0) NEW ORLEANS VS. BOSTON

PLAYER	G-GS	MIN	FG-FGA	PCT	3FG-FGA	PCT	FT-FTA	PCT	OFF	DEF	TOT	AST	PF-DQ	STL	TO	BLK	PTS	AVG	HI
Gordon	1-1	31	6-15	.400	0-3	.000	6-8	.750	0	2	2	3	1-0	0	3	0	18	18.0	18
Anderson	2-0	57	8-23	.348	3-10	.300	12-14	.857	5	6	11	3	4-0	1	5	0	31	15.5	21
Vasquez	2-2	24	10-26	.385	2-10	.200	6-8	.750	0	18	18	10	3-0	0	10	0	28	14.0	15
Aminu	2-2	57	5-12	.417	0-0	---	12-15	.823	4	14	18	2	5-0	4	3	1	22	11.0	18
Lopez	2-2	50	9-16	.563	0-0	---	3-4	.750	6	4	10	1	8-0	0	4	1	21	10.5	17
Davis	2-2	55	8-12	.667	0-0	---	3-4	.750	4	14	18	2	1-0	2	5	4	19	9.5	10
Rivers	1-0	23	3-6	.500	0-0	---	2-4	.500	0	0	0	1	2-0	0	0	0	8	8.0	8
Smith	1-0	17	4-4	1.000	0-0	---	0-0	---	2	1	3	2	3-0	1	2	0	8	8.0	8
Roberts	2-0	23	5-10	.500	2-3	.667	2-2	1.000	0	1	1	3	2-0	1	0	0	14	7.0	12
Amundson (TOT)	2-0	12	2-5	.400	0-0	---	0-2	.000	1	2	3	0	0-0	4	0	1	4	2.0	4
Amundson (NO)	1-0	9	2-5	.400	0-0	---	0-0	---	1	0	1	0	0-0	3	0	1	4	4.0	4
Mason	1-1	26	1-4	.250	0-3	.000	0-0	---	0	0	0	1	2-0	0	1	1	2	2.0	2
Miller	1-0	17	1-4	.250	0-1	.000	0-0	---	0	4	4	1	1-0	0	1	2	2	2.0	2
Sloan (TOT)	2-0	8	1-2	.500	0-0	---	1-1	1.000	0	1	1	1	1-0	0	0	0	3	1.5	3
Sloan (NO)	1-0	1	0-0	---	0-0	---	0-0	---	0	0	0	0	0-0	0	0	0	0	0.0	0
Harris (TOT)	1-0	17	0-3	.000	0-2	.000	0-0	---	0	3	3	2	3-0	0	0	0	0	0.0	0
Harris (NO)	1-0	17	0-3	.000	0-2	.000	0-0	---	0	3	3	2	3-0	0	0	0	0	0.0	0
Henry	1-0	18	0-2	.000	0-1	.000	0-0	---	0	3	3	0	1-0	0	0	0	0	0.0	0
Thomas	2-0	7	0-0	---	0-0	---	0-0	---	0	1	1	1	2-0	0	1	0	0	0.0	0
HORNETS	2	480	62-142	.437	7-33	.212	46-57	.807	22	71	93	32	38-0	12	38	10	177	88.5	90
CELTICS	2	480	67-146	.459	8-32	.250	22-33	.667	10	51	61	42	39-1	24	29	10	164	82.0	86



CELTICS VS. PELICANS GAME-BY-GAME RESULTS

Date	H/A	W/L	Celtics	Opp	Date	H/A	W/L	Celtics	Opp
11/23/88	H	W	114	109	12/7/05	A	W	101	87
1/6/89	H	W	115	92	1/23/06	H	W	91	78
2/1/89	A	W	107	94	11/1/06	H	L	87	91
2/28/89	A	W	112	87	3/19/07	A	L	88	106
4/17/89	A	W	113	108	3/22/08	A	L	106	113
4/23/89	H	W	120	110	3/28/08	H	W	112	92
12/5/89	A	W	114	101	12/12/08	H	W	94	82
2/7/90	H	W	146	125	2/11/09	A	W	89	77
11/14/90	H	W	135	126	11/1/09	H	W	97	87
12/20/90	A	W	115	96	2/10/10	A	L	85	93
2/1/91	A	L	91	92	12/31/10	H	L	81	83
2/6/91	H	W	133	117	3/19/11	A	W	89	85
11/1/91	H	W	111	108	12/28/11	A	L	78	97
11/16/91	A	L	109	118	1/16/13	H	L	78	90
2/21/92	H	W	113	110	3/20/13	A	L	86	87
4/12/92	A	W	128	102					
11/11/92	A	W	109	99					
11/27/92	H	W	111	102					
1/5/93	A	W	107	103					
3/14/93	H	L	93	96					
11/12/93	H	L	107	110					
12/23/93	A	L	100	118					
3/14/94*	A	L	101	107					
4/21/94	H	L	89	95					
11/23/94	H	W	98	91					
1/7/95	A	L	98	106					
2/2/95	H	L	93	100					
4/10/95	A	L	95	119					
11/22/95	A	W	129	124					
11/26/95	H	L	109	111					
12/21/95	A	L	97	107					
2/28/96*	H	W	121	116					
12/22/96	H	L	98	102					
3/6/97*	A	L	121	122					
4/9/97	A	L	111	136					
4/16/97	H	L	102	108					
12/23/97	H	W	102	96					
1/30/98	H	L	95	97					
2/3/98	A	L	89	93					
3/9/99	A	L	87	105					
3/30/99	A	W	109	99					
5/5/99**	H	L	129	133					
11/5/99	H	W	103	100					
1/22/00	A	L	96	110					
4/4/00	A	L	105	112					
4/16/00	H	L	102	105					
12/16/00	A	L	87	99					
3/4/01	H	L	97	116					
4/1/01	A	L	79	80					
4/18/01	H	L	92	97					
12/15/01	A	W	106	97					
2/5/02	A	W	82	79					
3/1/02	H	L	87	100					
12/1/02	H	W	95	86					
1/8/03	A	W	93	83					
2/3/03	A	L	96	103					
3/12/03	H	W	93	65					
11/1/03	A	L	90	97					
11/19/03	H	L	73	81					
12/31/03	H	L	94	96					
4/9/04	A	L	80	89					
1/3/05	H	W	108	90					
3/19/05	A	W	113	100					

* Overtime
** Double-overtime

HORNETS: Charlotte Hornets 1988-2002; New Orleans Hornets 2002-2004; New Orleans/Oklahoma City Hornets 2005-2007; New Orleans Hornets 2007-13; New Orleans Pelicans 2013-Present.

ALL-TIME SERIES

Boston leads 42-36 (Celtics are 20-18 at home)

CURRENT STREAK: Three Pelicans Wins

LARGEST CELTICS WIN: 26 points; 128-102 on 04/12/92 @ New Orleans (Charlotte, NC)

LARGEST HORNETS WIN: 25 points; 136-111 on 04/09/97 @ New Orleans (Charlotte, NC)



NEW YORK KNICKS

Madison Square Garden (19,763)

Two Pennsylvania Plaza, New York, NY 10121

212-465-6471 • fax 212-465-6498

2012-13 RESULTS

New York Won 3-1 (Celtics were 0-2 at TD Garden)

01/07/13 Boston 102 at New York 96

01/24/13 New York 89 at Boston 86

03/26/13 New York 100 at Boston 85

03/31/13 Boston 89 at New York 108

2013-14 MATCHUPS

12/08/13 Boston at New York

12/13/13 New York at Boston

01/28/14 Boston at New York

03/12/14 New York at Boston

DIRECTORY

HEAD COACH: Mike Woodson

ASSISTANT COACHES: Jim Todd, Darrell Walker, Herb Williams

ATHLETIC TRAINER: Roger Hinds

PUBLIC AND MEDIA RELATIONS: Jonathan Supranowitz, Gregg Schwartz, Ashley Blackwood, Derek Lapinski, Dennis D'Agostino

CABLE TELEVISION: MSG Network. Broadcasters: Mike Breen, Walt Frazier

RADIO: ESPN Radio (1050AM). Broadcasters: Spero Dedes, John Andariese

SPANISH RADIO: WADO (1280AM). Broadcasters: Alfredo Bejar, Juan Antonio Cains, Clemson Smith-Muniz

2012-2013 SEASON SERIES (1-3) BOSTON VS. NEW YORK

PLAYER	G-GS	MIN	FG-FGA	PT	3FG-FGA	PT	FT-FTA	PT	OFF	DEF	TOT	AST	PF-DD	STL	TO	BLK	PIS	AVG	HI
Rondo	1-1	40	10-19	526	0-0	---	3-4	.750	0	10	10	11	1-0	3	4	0	23	23.0	23
Pierce	4-4	133	27-59	458	9-25	.360	22-29	.759	3	27	30	19	13-0	2	11	1	85	21.3	24
Green	4-2	126	25-45	556	5-13	.385	16-20	.800	5	21	26	10	14-0	1	6	1	71	17.8	27
Garnett	2-2	70	9-20	450	0-1	.000	9-11	.818	3	19	22	4	4-0	4	2	2	27	15.5	19
Crawford (TOT)	4-1	100	15-40	375	2-14	.143	9-11	.818	2	6	8	12	5-0	1	9	0	41	10.3	17
Crawford (BOS)	2-1	66	8-21	381	2-9	.222	6-6	1.000	1	5	6	8	4-0	1	8	0	24	12.0	14
Sullinger	2-0	35	5-9	556	0-0	---	7-8	.875	3	5	8	0	6-0	0	1	2	17	8.5	10
Bradley	4-4	122	12-34	353	2-10	.200	0-0	---	5	6	11	6	16-1	3	5	0	26	6.5	13
Lee	3-0	63	9-20	450	1-5	.200	0-0	---	2	5	7	2	5-0	4	3	1	19	6.3	10
Bass	4-4	102	10-16	625	0-0	---	3-3	1.000	4	12	16	3	6-0	0	6	4	23	5.8	11
Terry	4-1	88	9-28	321	3-15	.200	1-1	1.000	3	5	8	8	4-0	1	5	0	22	5.5	7
Williams	2-0	42	3-11	273	0-2	.000	3-4	.750	1	4	5	2	1-0	2	0	0	9	4.5	7
Barbosa	2-0	22	3-6	500	0-1	.000	2-3	.667	0	0	0	3	2-0	0	0	0	8	4.0	8
Collins	1-0	1	0-0	---	0-0	---	2-2	1.000	0	0	0	0	0-0	0	0	0	2	2.0	2
Randolph	2-0	19	1-1	1,000	0-0	---	0-0	---	1	5	6	0	3-0	1	0	1	2	1.0	2
White	2-0	10	1-1	1,000	0-0	---	0-0	---	0	2	2	0	0-0	0	0	0	2	1.0	2
Wilcox	2-1	21	1-3	333	0-0	---	0-0	---	1	1	2	0	3-0	1	0	1	2	1.0	2
CELTICS			133-293	454	22-81	.272	74-93	.796	32	127	159	76	82-1	23	55	13	362	90.5	102
KNICKERBOCKERS	4	960	137-321	427	44-115	.383	75-95	.789	50	123	173	65	90-0	33	47	12	393	98.3	108

2012-2013 SEASON SERIES (3-1) NEW YORK VS. BOSTON

PLAYER	G-GS	MIN	FG-FGA	PT	3FG-FGA	PT	FT-FTA	PT	OFF	DEF	TOT	AST	PF-DD	STL	TO	BLK	PIS	AVG	HI
Anthony	4-4	141	36-103	350	9-30	.300	20-26	.769	11	19	30	12	17-0	8	9	0	101	25.3	29
Smith	4-0	141	27-70	386	6-19	.316	20-25	.800	6	22	28	9	9-0	8	4	2	80	20.0	32
Stoudemire	2-0	48	8-13	615	0-0	---	12-14	.857	4	7	11	2	6-0	0	1	3	28	14.0	15
Felton	2-2	63	9-16	563	3-7	.429	5-3	1.000	0	3	3	7	3-0	2	2	0	24	12.0	18
Chandler	2-2	80	5-8	625	0-0	---	8-9	.889	10	15	25	1	8-0	1	3	2	18	9.0	13
Copeland	3-0	36	6-14	429	3-5	.600	8-11	.727	3	8	11	0	3-0	2	3	0	23	7.7	22
Shumpert	3-3	80	8-16	500	4-8	.500	2-2	1.000	3	9	12	4	11-0	2	1	0	22	7.3	10
Kidd	4-2	110	11-23	478	6-17	.353	0-0	---	4	13	17	10	8-0	6	7	0	28	7.0	12
Novak	4-0	67	10-18	556	8-13	.615	0-0	---	0	6	6	0	6-0	0	0	1	28	7.0	10
Martin	2-2	48	5-9	556	0-0	---	2-5	.400	4	5	9	2	8-0	0	2	2	12	6.0	9
Prigioni	4-2	93	7-16	438	4-11	.364	0-0	---	2	7	9	14	7-0	2	7	0	18	4.5	7
Camby	1-1	10	2-4	500	0-0	---	0-0	---	3	4	7	0	0-0	1	1	1	4	4.0	4
Brewer	2-1	19	1-4	250	1-3	.333	0-0	---	0	2	2	1	2-0	1	1	0	3	1.5	3
White	4-1	22	2-5	400	0-2	.000	0-0	---	0	3	3	3	1-0	0	1	1	4	1.0	4
Thomas	1-0	2	0-2	000	0-0	---	0-0	---	0	0	0	0	1-0	0	0	0	0	0.0	0
KNICKERBOCKERS	4	960	137-321	427	44-115	.383	75-95	.789	50	123	173	65	90-0	33	47	12	393	98.3	108
CELTICS			133-293	454	22-81	.272	74-93	.796	32	127	159	76	82-1	23	55	13	362	90.5	102



CELTICS VS. KNICKS GAME-BY-GAME RESULTS (SINCE 1964-65)

Date	H/A	W/L	Celtics	Opp	Date	H/A	W/L	Celtics	Opp	Date	H/A	W/L	Celtics	Opp	Date	H/A	W/L	Celtics	Opp
10/27/64	A	W	131	103	3/24/73	A	W	108	103	1/7/85	A	W	108	97	3/20/99	A	L	78	96
11/20/64	N	W	127	120	10/26/73	H	W	113	101	3/5/85	A	W	110	102	5/3/99	A	L	88	95
12/1/64	A	W	117	113	11/8/73	A	W	94	84	4/7/85	H	W	114	102	11/12/99	H	W	80	74
12/2/64	H	L	116	91	12/5/73	H	W	119	97	11/23/85	A	W	113	104	12/12/99	A	L	97	99
12/17/64	N	L	112	113	1/29/74	A	L	83	104	11/29/85	H	W	94	88	1/4/00	A	L	88	96
1/30/65	A	W	97	90	2/8/74	H	W	125	97	12/25/85	A	L	104	113	4/19/00	H	W	112	85
1/31/65	H	W	123	95	3/2/74	A	W	104	88	2/25/86	A	W	91	74	11/10/00	H	L	101	103
2/12/65	H	W	94	92	3/3/74	H	L	102	108	3/7/86	H	W	115	108	12/21/00	A	W	92	86
2/13/65	A	L	113	123	10/26/74	A	L	86	97	4/4/86	H	W	119	98	1/3/01	H	L	91	100
3/17/65	A	L	114	119	11/29/74	H	L	86	96	11/26/86	H	W	101	90	3/1/01	A	L	88	95
11/20/65	A	W	122	108	12/21/74	A	W	109	91	12/16/86	A	W	107	96	12/12/01	A	W	102	95
11/24/65	H	W	125	110	2/8/75	A	W	128	102	1/19/87	A	L	109	111	1/5/02	A	W	90	81
12/22/65	H	W	123	120	2/19/75	H	W	105	88	3/15/87	H	W	113	104	1/16/02	H	W	101	100
1/29/66	A	W	99	96	2/26/75	H	W	121	103	3/31/87	A	L	120	128	4/12/02	H	W	107	92
1/29/66	A	W	119	107	3/4/75	A	W	126	111	4/12/87	H	W	119	107	11/2/02	A	W	117	107
1/30/66	H	W	118	115	3/22/75	A	W	90	81	11/9/87	A	W	96	87	12/6/02	H	W	91	80
2/9/66	H	W	121	117	3/23/75	H	W	96	86	11/18/87	H	W	111	109	12/14/02	A	W	113	90
2/26/66	A	W	100	95	11/21/75	H	W	110	101	1/6/88	H	W	117	108	3/5/03	H	W	97	95
3/2/66	H	W	140	104	12/2/75	A	W	103	100	1/9/88	A	L	98	106	11/17/03	A	L	86	89
3/19/66	A	W	126	113	12/19/75	H	W	120	112	2/22/88	H	W	95	93	11/24/03	H	L	88	94
10/22/66	A	W	126	97	2/7/76	A	W	106	98	3/26/88	A	W	118	106	1/30/04	H	L	74	92
11/1/66	H	W	111	106	2/8/76	H	L	89	97	11/4/88	H	W	122	115	3/9/04	A	W	87	84
12/3/66	A	W	120	109	3/27/76	A	L	103	105	12/18/88	H	W	117	104	11/6/04	A	W	107	75
1/28/67	A	W	114	112	3/28/76	H	W	100	94	1/3/89	A	L	107	109	12/22/04	H	W	114	109
1/29/67	H	W	141	106	11/27/76	A	W	123	109	2/26/89	A	L	110	122	2/11/05	H	W	111	94
2/21/67	A	W	143	114	12/17/76	H	L	109	123	3/24/89	H	W	115	111	3/23/05	A	L	82	107
2/23/67	H	W	122	117	2/11/77	H	W	119	111	4/20/89	A	L	117	137	11/27/05	H	W	114	100
3/18/67	A	W	140	123	4/5/77	A	L	113	121	12/6/89	H	W	113	98	12/4/05	A	W	102	99
3/19/67	H	W	124	113	11/25/77	H	W	121	119	12/9/89	A	L	92	124	3/29/06	A	W	123	98
11/16/67	A	L	105	110	12/6/77	A	L	119	122	1/31/90	H	W	97	91	4/9/06	H	L	86	101
12/6/67	H	W	115	113	3/4/78	A	L	91	99	3/24/90	A	W	115	110	11/18/06	A	W	122	118
12/25/67	A	W	134	124	3/5/78	H	W	112	94	4/15/90	H	W	101	94	11/24/06	H	L	77	101
1/19/68	H	W	120	114	11/17/78	A	L	98	111	11/3/90	A	W	106	103	12/11/06	A	W	97	90
2/3/68	A	W	112	108	11/24/78	H	W	109	98	1/2/91	H	W	113	86	2/28/07	H	W	102	94
2/5/68	H	L	108	110	2/10/79	A	W	106	102	1/8/91	A	W	101	87	11/29/07	H	W	104	59
3/5/68	A	W	113	91	2/11/79	H	W	107	102	2/7/91	A	W	117	101	1/21/08	A	W	109	93
3/6/68	H	W	103	91	11/17/79	A	L	109	113	4/14/91	H	W	115	102	2/13/08	H	W	111	103
11/23/68	A	L	100	111	11/30/79	H	W	100	97	12/6/91	H	W	103	92	4/14/08	A	W	99	93
11/27/68	H	W	131	117	12/15/79	A	W	99	96	12/14/91	A	L	101	111	11/18/08	H	W	110	101
12/18/68	H	L	98	104	1/9/80	H	W	112	95	1/8/92	H	W	99	95	12/21/08	H	W	124	105
2/1/69	A	L	82	109	3/15/80	A	W	123	120	1/11/92	A	L	96	100	1/4/09	A	L	88	100
2/2/69	H	L	94	95	3/26/80	H	W	129	121	4/8/92	H	W	93	89	2/6/09	A	L	101	100
2/26/69	H	L	88	92	10/23/80	H	L	107	109	11/14/92	A	L	80	85	11/22/09	A	W	107	105
3/1/69	A	L	96	115	11/28/80	H	W	120	106	12/18/92	H	L	87	113	2/23/10	H	W	110	106
11/15/69	A	L	98	113	12/25/80	A	W	117	108	1/10/93	A	W	100	97	3/17/10	H	W	109	97
1/3/70	A	W	111	104	1/13/81	A	W	93	89	4/8/93	A	L	88	110	4/6/10	A	L	101	104
1/8/70	H	W	109	102	3/8/81	H	W	115	94	4/11/93	H	L	90	102	10/29/10	H	W	105	101
1/25/70	H	L	96	102	3/24/81	A	W	118	116	11/05/93	H	L	108	111	12/15/10	A	W	118	116
2/11/70	A	W	125	118	12/5/81	A	L	83	103	2/01/94	A	L	79	114	3/21/11	A	W	96	86
3/22/70	H	W	115	112	1/19/82	A	W	111	107	3/11/94	H	L	83	90	4/13/11	H	W	112	102
10/13/70	A	L	107	114	1/27/82	H	W	131	99	3/19/94	A	L	91	105	12/25/11	A	L	104	106
10/28/70	H	L	89	126	3/7/82	H	W	107	106	11/4/94	H	L	107	120	2/3/12	H	W	91	89
1/23/71	A	L	107	128	4/8/82	A	W	110	106	12/6/94	A	L	90	104	3/4/12*	H	W	115	111
1/29/71	H	L	111	118	4/18/82	H	W	119	99	3/7/95	A	L	110	115	4/17/12	A	L	100	118
3/6/71	A	L	104	112	11/20/82	A	W	97	83	3/8/95	H	L	100	108	1/7/13	A	W	102	96
3/7/71	H	L	110	116	12/16/82	A	L	105	113	4/21/95	H	L	92	99	1/24/13	H	L	86	89
10/26/71	A	L	101	106	2/9/83	H	W	106	96	1/9/96	A	L	93	98	3/26/13	H	L	100	85
11/26/71	H	L	89	104	3/5/83	A	L	98	105	1/12/96	H	L	92	105	3/31/13	A	L	89	108
12/1/71	A	W	105	97	3/13/83	H	L	110	112	4/9/96	A	L	93	97					
1/25/72	A	L	106	109	4/6/83	H	W	102	98	4/21/96	H	L	111	122					
1/28/72	H	W	122	116	11/18/83	H	L	103	110	11/10/97	H	L	98	111					
3/12/72	H	W	112	109	11/22/83	A	L	113	117	1/11/97	A	L	99	112					
11/24/72	H	W	114	97	12/15/83	A	W	102	100	1/28/97	A	L	107	109					
11/25/72	A	L	94	97	2/29/84	H	L	98	102	3/7/97	H	L	102	113					
12/26/72	H	W	115	106	3/22/84	A	W	108	100	11/4/97	A	L	70	102					
1/27/73	A	L	108	111	4/11/84	H	W	102	96	1/19/98	A	L	82	98					
1/28/73	H	L	93	96	11/14/84	H	W	115	99	1/26/98	H	W	94	85					
2/27/73	A	L	91	123	12/18/84	A	W	126	108	4/5/98	H	W	102	92					
3/11/73	H	W	122	107	1/4/85	H	W	105	94	2/26/99	H	W	94	80					

* Overtime

** Double-overtime

ALL-TIME SERIES

Boston leads 276-175 (Celtics are 150-61 at home)

CURRENT STREAK: Three Knicks Wins

LARGEST CELTICS WIN: 45 points; 104-59 on 11/29/07 @ Boston

LARGEST KNICKS WIN: 57 points; 126-89 on 10/28/70 @ Boston



OKLAHOMA CITY THUNDER

Chesapeake Energy Arena (18,203)

Leadership Square, 211 North Robinson, Suite 300

Oklahoma City, OK 73102

405-208-4800

2012-13 RESULTS

Series Split 1-1 (Celtics were 1-0 at TD Garden)

11/23/12 Oklahoma City 100 at Boston 108

03/10/13 Boston 79 at Oklahoma City 91

2013-14 MATCHUPS

01/05/14 Boston at Oklahoma City

01/24/14 Oklahoma City at Boston

DIRECTORY

HEAD COACH: Scott Brooks

ASSISTANT COACHES: Mark Bryant, Rex Kalamian, Brian Keefe, Robert Pack, Mike Terpstra

ATHLETIC TRAINER: Joe Sharpe

PUBLIC AND MEDIA RELATIONS: Matt Tumbleson, Michael Ravina, John Read

BROADCAST TELEVISION: Fox Sports Oklahoma. Broadcasters: Brian Davis, Grant Long, Lesley McCaslin

RADIO: WWLS 98.1 FM/640 AM. Broadcaster: Matt Pinto

SPANISH RADIO: WKY 930AM. Broadcaster: Eleno Ornales

2012-2013 SEASON SERIES (1-1) BOSTON VS. OKLAHOMA CITY

PLAYER	G-GS	MIN	FG-FGA	PCT	3FG-FGA	PCT	FT-FTA	PCT	OFF	DEF	TOT	AST	PF-DQ	STL	TO	BLK	PTS	AVG	HI
Pierce	2-2	66	14-28	.500	6-11	.545	13-14	.929	1	7	8	7	9-0	3	8	0	47	23.5	27
Garnett	2-2	63	10-30	.333	0-1	.000	8-10	.800	5	15	20	5	7-0	1	4	1	28	14.0	18
Green	2-0	53	8-22	.364	0-3	.000	9-10	.900	0	4	4	0	7-0	1	5	1	25	12.5	17
Terry	2-1	53	9-16	.563	6-12	.500	1-2	.500	0	5	5	1	2-0	2	4	0	25	12.5	16
Bradley	1-1	35	5-10	.500	1-1	1.000	1-2	.500	0	3	3	5	2-0	1	1	0	12	12.0	12
Sullinger	1-0	14	4-6	.667	0-0	---	0-0	---	2	1	3	1	4-0	1	1	0	8	8.0	8
Bass	2-2	58	6-16	.375	0-0	---	0-0	---	9	10	19	1	6-0	1	1	2	12	6.0	6
Lee	2-1	47	5-12	.417	2-6	.333	0-0	---	0	5	5	5	4-0	2	3	2	12	6.0	8
Rondo	1-1	37	2-5	.400	1-2	.500	1-2	.500	0	8	8	16	2-0	2	2	0	6	6.0	6
Crawford (TOT)	1-0	15	1-5	.200	0-1	.000	2-4	.500	0	2	2	0	2-0	0	0	0	4	4.0	4
Crawford (BOS)	1-0	15	1-5	.200	0-1	.000	2-4	.500	0	2	2	0	2-0	0	0	0	4	4.0	4
Wilcox	2-0	25	4-4	1.000	0-0	---	0-0	---	1	1	2	1	1-0	1	4	0	8	4.0	6
Barbosa	1-0	11	0-3	.000	0-0	---	0-0	---	0	1	1	2	0-0	0	0	0	0	0.0	0
Williams	1-0	4	0-0	---	0-0	---	0-0	---	0	0	0	1	0-0	0	0	0	0	0.0	0
CELTICS	2	480	68-157	.433	16-37	.432	35-44	.795	18	62	80	45	46-0	15	35	6	187	93.5	108
THUNDER	2	480	67-147	.456	10-40	.250	47-57	.825	11	70	81	43	45-0	15	32	13	191	95.5	100

2012-2013 SEASON SERIES (1-1) OKLAHOMA CITY VS. BOSTON

PLAYER	G-GS	MIN	FG-FGA	PCT	3FG-FGA	PCT	FT-FTA	PCT	OFF	DEF	TOT	AST	PF-DQ	STL	TO	BLK	PTS	AVG	HI
Durant	2-2	76	15-36	.417	5-11	.273	19-19	1.000	0	14	14	6	6-0	2	6	1	52	26.0	29
Westbrook	2-2	72	15-32	.469	3-9	.333	8-10	.800	0	8	8	10	8-0	4	8	2	41	20.5	26
Ibaka	2-2	60	10-16	.625	1-3	.333	3-4	.750	5	15	20	5	7-0	0	4	4	24	12.0	17
Sefolosha	2-2	57	7-10	.700	2-4	.500	2-3	.667	0	5	5	5	8-0	3	2	0	18	9.0	10
Collison	2-0	42	6-10	.600	0-0	---	4-6	.667	3	6	9	3	5-0	0	2	1	16	8.0	8
Fisher (TOT)	2-1	49	6-15	.400	3-4	.750	1-1	1.000	0	5	5	5	8-1	1	3	2	16	8.0	10
Fisher (OKC)	1-0	14	2-3	.667	1-1	1.000	1-1	1.000	0	2	2	1	2-0	0	0	0	6	6.0	6
Martin	2-0	61	5-19	.263	0-6	.000	5-7	.714	0	3	3	3	2-0	3	4	0	15	7.5	12
Jackson	1-0	16	2-6	.333	0-2	.000	2-2	1.000	0	4	4	1	1-0	0	1	1	6	6.0	6
Perkins	2-2	60	4-10	.400	0-0	---	3-5	.600	2	12	14	7	5-0	2	0	3	11	5.5	6
Maynor	1-0	12	1-5	.200	0-4	.000	0-0	---	0	1	1	4	0-0	0	2	0	2	2.0	2
Brewer (TOT)	3-1	22	1-4	.250	1-3	.333	0-0	---	0	2	2	1	2-0	1	1	0	3	1.0	3
Brewer (OKC)	1-0	3	0-0	---	0-0	---	0-0	---	0	0	0	0	0-0	0	0	0	0	0.0	0
Thibault	1-0	7	0-0	---	0-0	---	0-0	---	1	0	1	0	1-0	1	1	1	0	0.0	0
THUNDER	2	480	67-147	.456	10-40	.250	47-57	.825	11	70	81	43	45-0	15	32	13	191	95.5	100
CELTICS	2	480	68-157	.433	16-37	.432	35-44	.795	18	62	80	45	46-0	15	35	6	187	93.5	108



CELTICS VS. THUNDER GAME-BY-GAME RESULTS

Date	H/A	W/L	Celtics	Opp	Date	H/A	W/L	Celtics	Opp
11/14/67	N	W	114	111	3/9/83	H	L	106	112
11/23/67	N	L	106	133	2/17/84	A	W	111	100
12/19/67	A	W	118	114	3/4/84	H	W	117	93
1/5/68	A	W	128	121	1/23/85	H	L	97	107
1/10/68	H	W	123	110	2/14/85	A	W	110	94
2/24/68	N	W	141	137	2/2/86	H	W	114	101
3/11/68	A	W	119	112	2/13/86	A	W	107	98
11/8/68	H	L	112	114	12/30/86	A	W	104	102
11/20/68	A	W	132	92	3/20/87	H	W	112	108
1/6/69	A	W	121	97	11/27/87	H	W	117	112
1/18/69	H	W	111	97	12/30/87	A	L	105	111
1/29/69*	N	L	122	124	2/5/89	H	L	87	89
2/23/69	A	L	116	118	2/21/89	A	L	91	96
11/23/69	A	W	125	116	12/13/89	H	W	109	97
12/26/69	A	W	122	112	12/29/89	A	W	96	89
1/13/70	N	W	111	102	12/13/90	H	W	135	102
2/6/70	H	W	127	117	2/12/91	A	W	114	111
2/20/70	A	W	127	125	12/13/91	H	W	117	97
3/20/70	H	L	119	123	12/27/91	A	W	110	87
10/17/70	A	L	114	126	12/11/92	H	L	90	100
11/6/70	H	W	116	104	12/29/92	A	L	87	111
12/9/70	H	W	136	121	2/2/94	H	L	84	97
12/26/70	A	L	117	124	2/25/94	A	L	102	115
1/6/71	H	W	137	112	11/16/94	H	W	120	93
11/13/71	A	L	112	116	3/14/95	A	L	93	113
12/15/71	H	W	112	100	12/29/95	A	L	85	124
1/9/72	A	L	119	125	3/1/96	H	L	96	106
2/6/72	H	W	128	123	11/22/96	H	L	91	118
2/16/72	A	L	112	113	2/17/97	A	L	108	113
11/29/72	H	W	120	98	1/9/98	H	L	92	111
12/17/72	A	W	123	98	2/20/98	A	W	106	96
1/19/73	H	W	124	104	1/21/00	H	W	111	86
2/18/73	A	W	106	105	2/19/00	A	L	91	94
11/14/73	H	W	120	107	2/15/01	A	W	108	88
12/23/73	A	W	96	95	2/26/01	H	W	85	82
1/23/74	H	L	97	98	11/9/01	H	W	104	94
2/13/74	A	L	100	118	2/16/02	A	L	79	99
11/27/74	H	W	104	99	2/5/03	H	W	114	74
12/29/74	A	W	121	101	2/11/03	A	W	82	76
2/19/75	A	L	95	121	12/10/03	H	W	126	112
3/2/75	H	L	97	104	2/22/04	A	L	87	108
11/26/75	H	L	109	110	11/21/04	H	W	102	83
1/21/76	A	W	108	98	12/11/04	A	W	98	84
2/18/76	A	L	99	124	11/16/05	H	L	100	113
2/21/76	H	W	122	118	12/26/05	A	L	111	118
12/1/76	H	W	107	103	12/31/06	A	L	95	101
1/5/77	A	L	93	94	3/9/07	H	W	118	103
2/25/77	A	W	112	92	12/27/07	A	W	104	96
3/9/77	H	L	86	114	3/12/08	H	W	111	82
12/2/77	H	L	89	111	11/5/08	A	W	96	83
12/22/77	A	L	99	132	3/29/09	H	W	103	84
1/22/78	H	L	92	103	12/4/09	A	W	105	87
3/26/78	A	L	101	112	3/31/10	H	L	104	109
12/1/78	H	W	87	80	11/7/10	A	W	92	83
1/3/79	A	L	116	123	11/19/10	H	L	84	89
2/7/79	H	W	107	100	1/16/12	H	L	88	97
3/22/79	A	L	110	112	2/22/12	A	L	104	119
1/20/80**	H	L	106	108	11/23/12	H	W	108	100
2/17/80	A	L	108	109	3/10/13	A	L	79	91
1/25/81	H	W	115	106					
2/10/81*	A	L	107	108					
1/22/82	H	L	106	118					
2/21/82	A	L	100	103					
2/16/83	A	W	108	100					

* Overtime
 ** Double-overtime

THUNDER: Seattle Supersonics 1967-2008; Oklahoma City Thunder-present.

ALL-TIME SERIES

Boston leads 68-55 (Celtics are 35-22 at home)

CURRENT STREAK: One Thunder Win

LARGEST CELTICS WIN: 47 points; 139-92 on 11/20/68 @ Seattle

LARGEST THUNDER WIN: 39 points; 124-85 on 12/29/95 @ Seattle



ORLANDO MAGIC

Amway Center (18,846)
8701 Maitland Summit Boulevard, Orlando, FL 32810
407-916-2400 • fax 407-916-2830

2012-13 RESULTS

Boston won series 3-0 (Celtics were 1-0 at TD Garden)

11/25/12 Boston 116 at Orlando 110 (OT)
02/01/13 Orlando 84 at Boston 97
04/13/13 Boston 120 at Orlando 88

2013-14 MATCHUPS

11/08/13 Boston at Orlando
11/11/13 Orlando at Boston
01/19/14 Boston at Orlando
02/02/14 Orlando at Boston

DIRECTORY

HEAD COACH: Jacque Vaughn
ASSISTANT COACHES: James Borrego, Wes Unseld Jr., Brett Gunning
ATHLETIC TRAINER: Keon Weise
PUBLIC AND MEDIA RELATIONS: Joel Glass, George Galante, Trish Wingerson, Melanie Curtsinger
BROADCAST TELEVISION: Fox Sports Florida, Sun Sports. Broadcasters: David Steele, Jeff Turner
RADIO: ESPN 580 Orlando (580 AM). Broadcasters: Dennis Neumann, Richie Adubato
SPANISH RADIO: ElOrlandoMagic.com. Broadcaster: Joey Colón

2012-2013 SEASON SERIES (3-0) BOSTON VS. ORLANDO

PLAYER	G-GS	MIN	FG-FGA	PCT	3FG-FGA	PCT	FT-FTA	PCT	OFF	DEF	TOT	AST	PF-DD	STL	TO	BLK	PTS	AVG	HI
Crawford (TOT)	3-1	103	25-42	.595	8-14	.571	4-4	1.000	4	9	13	15	3-0	3	8	0	62	20.7	27
Crawford (BOS)	1-0	28	7-10	.700	2-2	1.000	0-0	---	1	2	3	3	1-0	0	0	0	16	16.0	16
Garnett	3-3	77	24-37	.649	0-1	.000	4-5	.800	7	22	29	5	2-0	6	4	1	52	17.3	24
Pierce	3-3	93	17-39	.436	5-14	.357	10-15	.667	1	21	22	16	5-0	2	8	0	49	16.3	23
Rondo	1-1	42	7-15	.467	0-1	.000	1-2	.500	1	8	9	16	4-0	2	1	0	15	15.0	15
Barbosa	2-0	37	12-19	.632	2-6	.333	1-1	1.000	0	3	3	4	4-0	0	2	0	27	13.5	15
Lee	3-1	92	15-27	.556	6-8	.750	3-4	.750	2	7	9	10	4-0	5	3	1	39	13.0	20
Green	3-1	86	14-40	.350	2-7	.286	5-10	.500	3	9	12	8	2-0	3	6	4	35	11.7	17
Bass	3-3	94	15-27	.481	0-0	---	7-8	.875	10	14	24	4	8-0	1	4	3	35	11.0	14
Sullinger	1-0	19	5-12	.417	0-0	---	1-1	1.000	6	0	6	1	4-0	0	0	0	11	11.0	11
Bradley	2-2	47	8-18	.444	2-5	.400	2-2	1.000	0	3	3	3	5-0	1	6	0	20	10.0	14
Terry	2-1	55	6-14	.429	2-8	.250	3-3	1.000	0	3	3	8	4-0	3	4	0	17	8.5	12
Williams	1-0	15	3-4	.750	0-0	---	1-1	1.000	0	0	0	4	1-0	2	0	0	7	7.0	7
Wilcox	3-0	38	5-6	.833	0-0	---	0-0	---	1	10	11	1	3-0	1	1	2	10	3.3	4
White	1-0	5	1-2	.500	0-0	---	0-0	---	0	0	0	0	1-0	0	1	0	2	2.0	2
Collins	1-0	11	0-0	---	0-0	---	0-0	---	2	1	3	0	1-0	0	2	0	0	0.0	0
Melo	1-0	3	0-0	---	0-0	---	0-0	---	0	0	0	0	0-0	1	0	0	0	0.0	0
Randolph	1-0	3	0-0	---	0-0	---	0-0	---	0	0	0	0	1-0	1	0	0	0	0.0	0
Celtics	3	745	137-270	.507	21-52	.404	38-52	.731	34	103	137	83	50-0	28	43	11	333	111.0	110
MAGIC	3	745	112-268	.418	19-59	.322	39-43	.907	37	92	129	62	48-2	24	53	18	282	94.0	120

2012-2013 SEASON SERIES (0-3) BOSTON VS. ORLANDO

PLAYER	G-GS	MIN	FG-FGA	PCT	3FG-FGA	PCT	FT-FTA	PCT	OFF	DEF	TOT	AST	PF-DD	STL	TO	BLK	PTS	AVG	HI
Redick	2-1	67	13-28	.464	5-11	.455	5-5	1.000	0	3	3	7	2-0	2	4	0	36	18.0	21
Warrick (TOT)	1-1	34	6-11	.545	0-0	---	4-6	.667	2	2	4	3	1-0	2	0	0	16	16.0	16
Afflalo	1-1	43	7-19	.368	1-5	.200	0-0	---	1	1	2	7	2-0	2	1	2	15	15.0	15
Davis	1-1	40	3-12	.250	0-1	.000	9-10	.900	1	6	7	3	3-0	3	1	0	15	15.0	15
Harris (TOT)	3-3	77	16-30	.533	4-7	.571	6-8	.750	4	10	14	4	4-0	0	7	3	42	14.0	22
Harris (ORL)	1-1	34	7-16	.438	2-4	.500	6-8	.750	4	2	6	2	1-0	0	4	2	22	22.0	22
Vucevic	3-3	78	17-30	.567	0-0	---	2-2	1.000	9	20	29	4	10-0	2	6	4	36	12.0	16
Moore	3-0	66	15-27	.481	4-8	.500	3-3	1.000	1	6	7	6	1-0	2	12	0	33	11.0	14
Nelson	2-2	33	9-23	.391	3-11	.273	1-1	1.000	1	4	5	4	7-1	2	7	1	22	11.0	20
Harkless	3-3	81	11-27	.407	1-7	.143	2-2	1.000	4	11	15	4	4-0	5	1	1	25	8.3	12
O'Quinn	2-1	31	7-16	.438	0-0	---	1-1	1.000	4	5	9	4	7-1	1	3	0	15	7.5	11
Nicholson	3-1	73	10-20	.500	0-0	---	2-2	1.000	3	13	16	5	2-0	2	5	2	22	7.3	14
Udrih (TOT)	3-1	73	6-19	.316	2-6	.333	5-5	1.000	1	12	13	11	4-0	1	9	1	19	6.3	10
Udrih (ORL)	1-1	35	2-8	.250	1-2	.500	2-2	1.000	0	5	5	8	1-0	0	3	1	7	7.0	7
Smith	1-0	15	3-6	.500	0-0	---	0-0	---	1	0	1	1	0-0	2	1	0	6	6.0	6
Lamb (TOT)	4-0	49	7-16	.438	2-4	.500	0-0	---	0	0	0	4	3-0	0	4	0	16	4.0	11
Lamb (ORL)	1-0	25	5-7	.714	1-2	.500	0-0	---	0	0	0	2	1-0	0	0	0	11	11.0	11
McRoberts	2-0	40	2-11	.182	1-3	.333	2-2	1.000	5	11	16	2	3-0	0	2	3	7	3.5	7
Ayon	2-0	23	2-4	.500	0-0	---	1-2	.500	3	4	7	2	3-0	0	1	1	5	2.5	5
Jones	2-0	23	1-8	.125	0-1	.000	3-3	1.000	0	1	1	0	0-0	0	1	1	5	2.5	5
Turkoglu	1-0	18	0-6	.000	0-4	.000	0-0	---	0	0	0	1	1-0	1	0	0	0	0.0	0
Boston	3	745	112-268	.418	19-59	.322	39-43	.907	37	92	129	62	48-2	24	53	18	282	94.0	120
Celtics	3	745	137-270	.507	21-52	.404	38-52	.731	34	103	137	83	50-0	28	43	11	333	111.0	120



CELTICS VS. MAGIC GAME-BY-GAME RESULTS

Date	H/A	W/L	Celtics	Opp	Date	H/A	W/L	Celtics	Opp
1/17/90	A	W	133	111	11/28/05	H	L	83	87
3/16/90	A	W	130	127	2/4/06	A	L	91	100
4/01/90	H	W	133	125	2/12/06	H	W	102	94
4/18/90	H	W	133	112	3/17/06	A	L	77	84
1/30/91	H	W	144	102	11/13/06	H	L	89	92
4/6/91	A	L	98	102	1/7/07	A	L	79	87
11/27/91	H	W	101	92	3/28/07**	H	W	105	96
12/17/91	A	W	105	98	4/15/07	A	L	86	88
1/22/92	H	W	107	95	11/18/07	A	L	102	104
3/4/92	H	W	125	100	12/23/07	H	W	103	91
3/8/92	A	W	111	93	1/27/08	A	L	93	96
12/8/92	A	W	117	102	12/1/08	H	W	107	88
1/15/93	H	L	94	113	1/22/09	A	W	90	80
1/29/93*	A	W	116	105	3/8/09	H	L	79	86
4/18/93	A	L	79	88	3/25/09	A	L	82	84
4/21/93	H	W	126	98	11/20/09	H	L	78	83
11/19/93	H	W	115	106	12/25/09	A	W	86	77
12/10/93	A	L	102	117	1/28/10	A	L	94	96
2/15/94	A	L	92	102	2/7/10	H	L	89	96
4/15/94*	H	W	113	110	12/25/10	A	L	78	86
11/25/94	H	W	124	118	1/17/11	H	W	109	106
1/24/95	A	L	97	110	2/6/11	H	W	91	80
2/23/95	H	W	119	117	1/23/12	H	W	87	56
2/24/95	A	L	103	129	1/26/12	A	W	91	83
4/13/95	H	W	119	114	4/18/12	H	W	102	98
11/10/95	H	L	94	110	11/25/12*	A	W	116	110
1/30/96	A	L	99	104	2/1/13	H	W	97	84
3/20/96	H	L	90	112	4/13/13	A	W	120	88
4/4/96	A	W	100	98					
1/24/97*	H	L	117	121					
2/6/97	A	L	111	119					
3/21/97	H	L	99	104					
4/12/97	A	L	98	121					
11/2/97	H	L	96	107					
1/10/98	A	L	82	90					
4/1/98	A	W	98	87					
4/10/98*	H	W	82	80					
2/8/99	A	L	90	107					
2/24/99	H	W	111	79					
4/05/99	A	L	99	106					
1/26/00	A	L	89	111					
3/5/00	H	W	97	91					
3/28/00	A	L	87	122					
4/12/00	H	W	95	91					
11/24/00*	H	W	103	98					
12/5/00	A	L	98	101					
12/30/00	H	L	90	95					
4/4/01	A	L	101	108					
11/29/01	A	W	99	89					
1/2/02	H	W	110	94					
1/7/02	A	L	87	98					
3/6/02	H	W	130	110					
12/2/02	A	W	102	97					
12/9/02*	A	W	114	109					
12/28/02	A	L	95	101					
1/26/03	H	W	91	83					
4/12/03	A	L	86	89					
11/26/03	A	W	94	92					
1/7/04	H	W	101	93					
1/16/04*	A	L	118	124					
3/1/04	H	W	117	96					
11/29/04	A	W	117	101					
1/10/05	H	W	119	101					
2/4/05	H	W	112	100					

* Overtime

** Double-overtime

ALL-TIME SERIES

Boston leads 51-41 (Celtics are 34-12 at home)

CURRENT STREAK: Eight Celtics wins**LARGEST CELTICS WIN:** 42 points; 144-102 on 01/30/91 @ Boston**LARGEST MAGIC WIN:** 35 points; 122-87 on 03/28/00 @ Orlando



PHILADELPHIA 76ERS

Wells Fargo Center (20,318)
3601 South Broad Street, Philadelphia, PA 19148
215-339-7600 • fax 215-339-7632

2012-13 RESULTS

Series Split 2-2 (Celtics were 1-1 at TD Garden)

11/09/12 Philadelphia 106 at Boston 100
12/07/12 Boston 94 at Philadelphia 95 (OT)
12/08/12 Philadelphia 79 at Boston 92
03/05/13 Boston 109 at Philadelphia 101

2013-14 MATCHUPS

01/29/13 Philadelphia at Boston
02/05/14 Boston at Philadelphia
04/04/14 Philadelphia at Boston
04/14/14 Boston at Philadelphia

DIRECTORY

HEAD COACH: Brett Brown
ASSISTANT COACHES:
ATHLETIC TRAINER: Kevin N. Johnson
PUBLIC AND MEDIA RELATIONS: Mike Preston, Sean McCloskey, Rebecca Timms, Harvey Pollack
CABLE TELEVISION: Comcast SportsNet. Broadcasters: Marc Zumoff, Eric Snow
RADIO: WIP (610AM). Broadcaster: Tom McGinnis

2012-2013 SEASON SERIES (2-2) BOSTON VS. PHILADELPHIA

PLAYER	G-GS	MIN	FG-FGA	PCT	3FG-FGA	PCT	FT-FTA	PCT	OFF	DEF	TOT	AST	PF-DQ	STL	TO	BLK	PTS	AVG	HI
Bradley	1-1	34	10-15	.667	2-4	.500	0-0	---	2	5	7	5	0-0	1	4	0	22	22.0	22
Pierce	4-4	143	28-61	.459	7-17	.412	19-27	.704	3	19	22	26	11-0	3	13	1	82	20.5	27
Garnett	4-4	116	33-52	.635	0-0	---	7-9	.778	5	21	26	7	10-0	4	11	2	73	18.3	19
Green	4-0	98	18-37	.486	5-8	.625	14-17	.824	4	12	16	6	6-0	2	5	2	55	13.8	19
Rondo	3-3	120	17-37	.459	0-3	.000	3-9	.333	6	18	24	45	7-0	8	13	3	37	12.3	16
Terry	4-2	126	12-35	.343	6-18	.333	5-6	.833	0	8	8	8	5-0	2	4	0	35	8.8	13
Crawford (TOT)	2-0	33	5-12	.417	3-6	.500	2-2	1.000	0	5	5	4	2-0	1	2	0	15	7.5	12
Crawford (BOS)	1-0	16	4-7	.571	2-3	.667	2-2	1.000	0	4	4	3	1-0	1	1	0	12	12.0	12
Bass	4-3	103	9-21	.429	0-0	---	7-7	1.000	4	13	17	1	11-0	0	5	3	25	6.3	10
Wilcox	4-0	62	9-15	.600	0-1	.000	4-6	.667	2	9	11	1	10-0	1	1	4	22	5.5	8
Lee	4-2	89	8-19	.421	3-8	.375	0-0	---	2	8	10	7	4-0	4	4	1	19	4.8	6
Sullinger	3-1	55	5-12	.417	0-1	.000	1-1	1.000	5	15	18	1	8-0	0	2	1	11	3.7	7
Barbosa	2-0	16	1-3	.333	0-1	.000	0-0	---	0	2	2	2	4-0	0	1	0	2	1.0	2
Williams	1-0	7	0-1	.000	0-1	.000	0-0	---	0	0	0	2	0-0	0	1	0	0	0.0	0
CELTICS	4	985	154-315	.489	25-65	.385	62-84	.738	33	132	165	114	77-0	26	67	17	395	98.8	109
76ERS	4	985	149-360	.414	18-62	.290	65-83	.783	56	117	173	86	85-1	42	47	17	381	95.3	106

2012-2013 SEASON SERIES (2-2) PHILADELPHIA VS. BOSTON

PLAYER	G-GS	MIN	FG-FGA	PCT	3FG-FGA	PCT	FT-FTA	PCT	OFF	DEF	TOT	AST	PF-DQ	STL	TO	BLK	PTS	AVG	HI
Turner	4-4	170	31-80	.388	6-12	.500	14-18	.778	6	27	33	19	15-0	3	10	2	82	20.5	26
T. Young	4-4	153	32-66	.485	0-0	---	9-14	.643	15	15	30	15	12-0	7	2	5	73	18.3	22
Jr. Holiday	4-4	168	24-64	.375	2-11	.182	15-16	.938	7	13	20	36	12-1	9	15	2	65	16.3	21
Richardson	2-2	70	7-20	.350	2-10	.200	5-6	.833	1	5	6	3	2-0	6	2	0	21	10.5	13
N. Young	1-0	18	4-9	.444	2-3	.667	0-0	---	0	1	1	1	3-0	1	2	0	10	10.0	10
Hawes	4-1	101	19-36	.528	0-1	.000	0-0	---	11	15	26	4	14-0	1	5	5	38	9.5	14
Ivey	2-1	49	6-13	.462	2-8	.250	2-4	.500	1	2	3	4	3-0	4	1	0	16	8.0	10
Wright	4-1	95	9-32	.281	4-15	.267	9-9	1.000	2	14	16	5	5-0	6	5	0	31	7.8	15
Wayns	1-0	10	2-4	.500	0-1	.000	3-4	.750	0	1	1	1	0-0	1	0	0	7	7.0	7
Allen	4-3	81	7-19	.368	0-0	---	4-4	1.000	7	18	25	4	11-0	1	3	1	18	4.5	8
Jenkins (TOT)	1-0	10	2-4	.500	0-0	---	0-0	---	0	0	0	0	0-0	1	0	0	4	4.0	4
Moultrie	4-0	41	6-10	.600	0-0	---	2-2	1.000	6	5	11	0	4-0	2	1	1	14	3.5	10
Wilkins	3-0	30	2-7	.286	0-1	.000	2-6	.333	0	1	1	4	4-0	1	1	1	6	2.0	4
76ERS	4	985	149-360	.414	18-62	.290	65-83	.783	56	117	173	86	85-1	42	47	17	381	95.3	106
CELTICS	4	985	154-315	.489	25-65	.385	62-84	.738	33	132	165	114	77-0	26	67	17	395	98.8	109



CELTICS VS. SIXERS GAME-BY-GAME RESULTS (SINCE 1964-65)

Date	H/A	W/L	Celtics	Opp	Date	H/A	W/L	Celtics	Opp	Date	H/A	W/L	Celtics	Opp	Date	H/A	W/L	Celtics	Opp
11/12/64	N	L	109	110	2/4/73	H	W	123	115	1/20/85	H	W	113	97	3/26/99	A	W	90	84
11/24/64	A	W	113	102	10/15/73	A	W	111	106	1/30/85	A	L	104	122	4/9/99	A	L	97	83
11/21/64	N	L	96	108	10/19/73	H	W	133	102	3/29/85	H	W	112	108	4/21/99	H	L	78	80
12/11/64	A	W	118	109	12/31/73	H	W	106	97	4/9/85	A	L	104	113	12/14/99	A	L	74	71
1/5/65	H	W	104	95	1/5/74*	N	W	108	102	11/22/85	H	W	110	103	3/12/00	H	W	93	77
1/23/65	N	L	100	104	1/25/74	H	W	112	97	11/26/85	A	W	98	91	3/24/00**	A	L	115	117
1/27/65	H	W	115	98	2/1/74	N	W	106	105	12/21/85	A	L	102	108	4/7/00	H	L	97	102
1/29/65	A	L	105	118	3/16/74	A	W	146	127	1/26/86	H	W	105	103	11/10/00	A	L	91	87
3/6/65	A	L	98	103	3/27/74	A	L	108	117	3/16/86	H	W	118	101	11/20/00	H	L	90	114
3/7/65	H	W	133	111	11/7/74	H	W	114	98	4/6/86	A	L	94	95	3/11/01	A	L	91	97
11/6/65	H	W	101	91	11/23/74	A	L	96	98	11/25/86	A	L	100	102	4/9/01	A	L	95	108
11/12/65	A	L	114	123	12/17/74	H	L	109	113	12/5/86	H	W	108	106	12/17/01	A	L	83	99
12/3/65	H	L	103	119	12/18/74	A	W	131	99	12/19/86	A	L	100	122	1/25/02	H	L	90	106
12/28/65	A	L	93	102	1/19/75	H	W	102	100	1/25/87	H	W	111	96	3/4/02	A	W	100	94
1/24/66	A	L	100	112	2/7/75	H	L	95	98	3/29/87	H	W	118	100	3/22/02	H	L	91	96
1/16/66	H	W	137	122	4/5/75	A	W	116	107	4/5/87*	A	L	104	106	1/15/02	H	W	91	81
2/6/66	H	W	100	99	3/5/75	A	W	111	91	12/10/87	A	L	85	116	12/4/02	A	L	93	99
2/12/66	N	W	85	83	11/14/75	H	L	109	119	12/20/87	H	W	124	87	1/20/03	A	W	100	99
3/5/66	A	L	85	102	12/20/75	A	W	111	97	12/22/87	A	W	118	115	4/10/03	H	L	78	99
3/6/66	H	L	110	113	1/11/76	A	L	107	118	1/31/88	H	W	100	85	11/21/03	A	L	85	87
10/29/66	A	L	96	158	1/16/76	H	W	118	110	3/25/88	H	L	93	97	12/21/03	H	W	87	84
11/5/66	H	W	105	87	3/3/76	A	L	110	123	4/10/88	A	W	117	108	2/7/04	A	W	110	80
12/11/66	H	W	117	103	3/20/76*	A	W	103	96	11/5/88	A	L	115	129	3/28/04	H	W	89	65
12/28/66	A	L	108	113	3/21/76	H	W	108	100	12/9/88	H	W	121	107	11/3/04	A	L	95	98
1/15/67	H	L	95	110	11/23/76	A	L	102	116	1/18/89	A	L	104	115	11/24/04	A	L	97	110
1/24/67	A	W	118	106	1/22/77	A	L	94	109	1/20/89	H	W	117	109	4/3/05	H	L	93	97
1/22/67	H	W	113	112	1/23/77	H	L	83	91	3/26/89	H	W	105	103	4/12/05	A	W	105	98
3/8/67	H	L	113	115	4/3/77	H	W	96	90	3/28/89*	A	L	115	117	11/30/05	H	W	110	103
3/11/67	A	W	116	114	11/18/77	H	L	112	121	11/14/89	H	W	96	94	1/13/06**	A	L	124	125
10/28/67	H	W	104	95	1/8/78	A	L	91	94	12/22/89	H	L	88	89	3/8/06	A	W	104	101
11/18/67	A	W	116	111	3/10/78	A	L	109	120	3/11/90	H	W	107	105	4/7/06	A	W	109	99
12/14/67	H	W	102	101	3/12/78	H	L	103	105	3/28/90	A	L	104	122	12/13/06	A	W	101	81
12/29/67	A	L	123	133	12/20/79	A	W	108	102	4/22/90	A	W	118	98	12/22/06	H	L	83	98
1/28/68	H	W	115	103	1/21/79	H	L	87	91	12/10/90	A	L	110	116	3/30/07	A	L	82	88
1/30/68	A	L	118	125	3/7/79	A	L	107	114	12/19/90	H	W	115	105	4/11/07	H	L	94	102
3/3/68	H	L	127	133	3/25/79	H	W	103	94	1/25/91	A	L	94	116	12/5/07	A	W	113	103
3/8/68	A	L	96	101	11/10/79	A	L	94	95	3/17/91	H	W	110	105	1/18/08	H	W	116	89
11/7/68	H	W	118	99	12/19/79	H	W	112	89	4/18/91	A	L	97	122	3/10/08	A	W	100	86
11/30/68*	A	W	117	113	12/22/79	A	L	113	126	11/15/91	H	W	122	97	3/24/08	H	L	90	95
1/11/69	A	W	111	101	2/6/80	H	W	129	110	1/17/92	H	W	98	95	11/28/08	H	W	102	78
1/24/69	H	L	111	120	3/7/80	H	W	111	92	2/1/92	A	L	110	126	12/23/08	H	W	110	91
2/19/69	H	W	122	117	3/30/80	A	L	110	116	4/14/92	A	W	99	94	2/3/09	A	W	100	99
2/16/69	A	L	102	127	11/7/80*	A	L	113	117	11/13/92	H	L	115	126	4/14/09	A	W	100	98
3/12/69	A	W	126	117	1/28/81	H	W	104	101	11/28/92	A	W	117	109	11/3/09	A	W	105	74
11/7/69	A	W	151	123	2/4/81	A	L	104	107	2/5/93	H	W	105	93	11/25/09	H	W	113	110
11/26/69	H	L	114	135	3/1/81	H	W	114	107	3/10/93	A	W	104	100	12/18/09	H	L	97	98
1/5/69	H	L	104	105	3/22/81	A	L	94	126	3/31/93	H	W	109	103	3/5/10	A	W	96	86
1/4/70	A	L	120	130	3/29/81	H	W	98	94	11/10/93	A	W	91	89	12/9/10	A	W	102	101
1/29/70	H	W	112	100	12/4/81	H	W	111	103	12/13/93	H	W	112	107	12/22/10	H	W	84	80
3/6/70	A	L	134	150	12/19/81*	A	L	118	123	1/10/94	A	L	94	99	3/11/11	A	L	86	89
10/31/70	A	W	133	102	1/8/82	H	W	96	90	3/27/94*	H	W	124	122	4/5/11	H	W	99	82
11/4/70	H	W	115	113	3/21/82	A	W	123	111	4/3/94	A	W	135	112	3/7/12	A	L	71	103
1/21/71	A	W	125	120	3/28/82	H	L	98	116	11/26/94	A	W	108	99	3/23/12	A	L	86	99
1/10/71	H	L	107	115	4/11/82*	A	W	110	109	12/23/94	H	L	77	85	4/8/12	H	W	103	79
1/31/71	H	W	132	126	11/6/82**	A	L	115	119	3/24/95	A	W	107	75	11/9/12	H	L	100	106
2/27/71	A	L	105	108	12/10/82	H	W	123	97	4/7/95	H	W	91	81	12/7/12*	A	L	94	95
12/28/71	A	W	120	116	12/21/82	A	L	105	122	12/9/95	A	W	124	98	12/8/12	H	W	92	79
12/31/71	H	W	131	119	3/4/83	H	W	115	110	12/13/95	H	W	111	100	3/5/13	A	W	109	101
1/30/72	H	W	130	114	3/16/83	A	L	100	105	3/13/96	H	W	110	100					
3/15/72	A	W	120	115	4/17/83	H	W	114	101	3/29/96	A	W	101	95					
3/17/72	N	W	127	111	11/19/83	A	L	91	92	11/8/96	H	L	105	115					
3/22/72	H	W	113	106	12/14/83*	H	L	114	121	1/22/97*	H	L	125	127					
10/23/72	H	W	105	85	1/13/84	A	W	105	104	3/28/97	A	L	105	113					
12/1/72	A	W	105	99	1/25/84	H	W	102	98	4/18/97	A	W	119	113					
12/2/72	H	W	151	120	2/12/84	A	L	91	109	11/15/97	A	W	107	101					
12/30/72	N	W	117	107	3/25/84**	A	L	114	119	12/15/97	H	W	100	83					
1/13/73	A	W	111	95	11/9/84	H	W	130	119	3/22/98	H	W	108	90					
2/3/73	A	W	104	100	12/12/84	A	L	107	110	3/29/98	A	L	94	99					

* Overtime
** Double-overtime

76ERS: Syracuse Nationals 1949-63; Philadelphia 76ers 1963-present.

ALL-TIME SERIES

Boston leads 243-181 (Celtics are 142-50 at home)

CURRENT STREAK: Two Celtics Wins

LARGEST CELTICS WIN: 37 points; 124-87 on 12/20/87 @ Boston

LARGEST 76ERS WIN: 42 points; 138-96 on 10/29/66 @ Philadelphia



PHOENIX SUNS

U.S. Airways Center (18,422)

201 East Jefferson Street, Phoenix, AZ 85004

602-379-7900 • fax 602-379-7908

2012-13 RESULTS

Boston won 2-0 (Celtics were 1-0 at TD Garden)

01/0/13 Phoenix 79 at Boston 87

02/22/13 Boston 113 at Phoenix 88

2013-14 MATCHUPS

02/19/14 Boston at Phoenix

03/14/14 Phoenix at Boston

DIRECTORY

HEAD COACH: Jeff Hornacek

ASSISTANT COACHES: Jerry Sichting, Mike Longabardi, Kenny Gattison, Mark West

ATHLETIC TRAINER: Aaron Nelson

PUBLIC AND MEDIA RELATIONS: Julie Fie, DC Headley, Cole Mickelson, Lori Cook

BROADCAST TELEVISION: Fox Sports Arizona. Broadcasters: Steve Albert, Eddie Johnson, Ann Meyers Drysdale

RADIO: KTAR (620AM). Broadcasters: Al McCoy, Tim Kempton

SPANISH RADIO: KSUN (1400AM). Broadcasters: Ivan Valenzuela, Arturo Ochoa

2012-2013 SEASON SERIES (2-0) BOSTON VS. PHOENIX

PLAYER	G-GS	MIN	FG-FGA	PCT	3FG-FGA	PCT	FT-FTA	PCT	OFF	DEF	TOT	AST	PF-DQ	STL	TO	BLK	PTS	AVG	HI
Green	2-1	64	16-23	.696	3-8	.375	10-11	.909	0	10	10	4	3-0	3	1	6	45	22.5	31
Wilcox	1-0	22	7-9	.778	0-0	---	0-0	---	4	4	8	0	2-0	0	1	1	14	14.0	14
Terry	2-0	47	9-13	.692	3-6	.500	5-5	1.000	2	5	7	7	3-0	1	4	0	26	13.0	13
Sullinger	1-0	34	6-10	.600	0-0	---	0-0	---	5	11	16	3	4-0	1	0	1	12	12.0	12
Bradley	2-2	45	10-21	.476	1-6	.167	1-2	.500	2	3	5	3	4-0	6	3	0	22	11.0	13
Crawford (TOT)	1-0	17	4-9	.444	2-5	.400	0-0	---	0	3	3	2	2-0	0	1	0	10	10.0	10
Crawford (BOS)	1-0	17	4-9	.444	2-5	.400	0-0	---	0	3	3	2	2-0	0	1	0	10	10.0	10
Garnett	1-1	29	5-11	.455	0-0	---	0-0	---	0	5	5	2	0-0	3	1	2	10	10.0	10
Williams	1-0	25	4-8	.500	1-2	.500	0-0	---	0	4	4	4	2-0	0	2	0	9	9.0	9
Rondo	1-1	31	4-11	.364	0-0	---	0-0	---	0	0	0	8	0-0	0	4	0	8	8.0	8
Pierce	2-2	49	6-15	.400	2-5	.400	1-2	.500	3	9	12	4	6-0	2	4	1	15	7.5	8
Lee	2-1	49	5-13	.385	1-4	.250	3-8	.375	0	5	5	4	2-0	4	1	0	14	7.0	8
Bass	2-2	59	5-16	.313	0-0	---	2-2	1.000	5	6	11	1	6-0	0	2	0	12	6.0	6
Collins	1-0	5	0-0	---	0-0	---	2-2	1.000	0	0	0	0	1-0	0	1	0	2	2.0	2
Melo	1-0	4	0-1	.000	0-0	---	1-2	.500	0	1	1	0	0-0	0	0	0	1	1.0	1
Barbosa	1-0	0	0-0	---	0-0	---	0-0	---	0	0	0	0	0-0	0	0	0	0	0.0	0
CELTICS	2	480	81-160	.506	13-36	.361	25-35	.714	21	66	87	42	35-0	20	25	11	200	100.0	113
SUNS	2	480	68-168	.405	6-31	.194	25-41	.610	31	56	87	47	37-0	13	29	8	167	83.5	88

2012-2013 SEASON SERIES (0-2) PHOENIX VS. BOSTON

PLAYER	G-GS	MIN	FG-FGA	PCT	3FG-FGA	PCT	FT-FTA	PCT	OFF	DEF	TOT	AST	PF-DQ	STL	TO	BLK	PTS	AVG	HI
Dragic	2-2	84	11-26	.423	1-8	.125	8-9	.889	2	8	10	14	5-0	3	7	2	31	15.5	19
Gortat	2-2	56	11-21	.524	0-0	---	0-2	.000	6	14	20	2	4-0	2	4	5	22	11.0	12
Scola	2-2	50	8-20	.400	0-0	---	6-9	.667	5	7	12	6	7-0	1	4	0	22	11.0	16
Dudley	2-2	66	9-23	.391	2-7	.286	1-4	.250	5	7	12	12	3-0	1	5	0	21	10.5	14
Mark Morris	2-0	45	8-14	.571	0-2	.000	3-6	.500	4	3	7	1	4-0	1	4	0	19	9.5	11
Tucker	2-2	70	7-19	.368	2-5	.400	0-0	---	7	2	9	3	6-0	2	0	0	16	8.0	9
O'Neal	2-0	21	5-12	.417	0-0	---	1-1	1.000	2	2	4	2	2-0	0	0	1	11	5.5	9
Mark Morris (TO)	3-1	42	5-16	.313	2-8	.250	2-2	1.000	3	10	13	1	3-0	3	2	0	14	4.7	7
Mark Morris (PHO)	1-0	7	2-3	.667	1-1	1.000	2-2	1.000	0	2	2	0	1-0	2	0	0	7	7.0	7
Besley	2-0	21	3-10	.300	0-0	---	2-3	.667	0	5	5	0	2-0	0	3	0	8	4.0	6
Brown	1-0	13	2-6	.333	0-0	---	0-1	.000	0	1	1	1	0-0	0	0	0	4	4.0	4
Johnson	1-0	11	1-4	.250	0-2	.000	1-2	.500	0	4	4	0	1-0	0	0	0	3	3.0	3
Marshall	1-0	20	1-7	.143	0-5	.000	0-0	---	0	0	0	4	1-0	0	1	0	2	2.0	2
Garnett	1-0	10	0-3	.000	0-1	.000	1-2	.500	0	1	1	2	0-0	1	0	0	1	1.0	1
Haddadi (TOT)	1-0	1	0-0	---	0-0	---	0-0	---	0	0	0	0	1-0	0	0	0	0	0.0	0
Telfair	1-0	7	0-0	---	0-0	---	0-0	---	0	0	0	0	1-0	0	1	0	0	0.0	0
SUNS	2	480	68-168	.405	6-31	.194	25-41	.610	31	56	87	47	37-0	13	29	8	167	83.5	88
CELTICS	2	480	81-160	.506	13-36	.361	25-35	.714	21	66	87	42	35-0	20	25	11	200	100.0	113



CELTICS VS. SUNS GAME-BY-GAME RESULTS

Date	H/A	W/L	Celtics	Opp	Date	H/A	W/L	Celtics	Opp
11/17/68	A	W	130	98	12/26/86	A	W	122	112
11/22/68	H	W	133	106	3/11/87	H	W	118	109
1/1/69	A	W	93	87	1/20/88	H	W	131	115
2/18/69	H	W	116	110	2/15/88	A	W	107	106
2/22/69	A	W	116	110	1/4/89	H	L	104	106
2/25/69	N	W	112	99	2/17/89	A	L	126	135
11/18/69	N	W	120	119	1/28/90	H	W	126	118
12/25/69	A	L	116	127	2/20/90	A	L	99	120
2/10/70	H	L	117	122	1/4/91	H	W	132	103
2/18/70	A	W	116	113	2/19/91	A	L	105	109
2/27/70	H	L	125	134	11/13/91	A	W	117	111
3/19/70	A	L	123	127	1/24/92	H	L	93	100
10/15/70	A	L	100	119	2/16/93	A	L	97	110
10/30/70	H	W	127	112	4/2/93	H	L	114	118
1/8/71	H	W	122	114	12/27/93	A	L	102	118
2/6/71	H	L	116	119	1/30/94	H	W	106	94
2/19/71	A	L	112	116	12/2/94	H	L	102	107
11/12/71	A	L	119	128	2/21/95	A	W	129	121
11/17/71	H	W	140	121	11/8/95	H	W	113	109
1/1/72	A	L	104	114	2/21/96	A	L	107	120
2/18/72	A	L	115	126	1/5/97	H	W	109	102
2/22/72	H	W	114	103	2/12/97	A	L	100	131
11/15/72	H	W	113	94	11/28/97*	H	L	108	112
12/13/72	A	W	105	100	12/30/97	A	L	90	100
2/20/73	H	W	107	97	1/28/00	H	W	91	88
3/8/73*	A	W	141	134	3/20/00	A	L	106	110
11/9/73	H	W	122	107	1/26/01	H	W	99	83
12/15/73	A	L	120	121	3/15/01	A	W	105	101
3/7/74	A	W	99	97	12/7/01*	H	W	109	102
3/13/74	H	W	104	97	12/27/01	A	L	82	84
11/22/74	H	W	95	94	12/11/02	H	L	94	103
12/25/74	A	L	96	110	2/16/03	A	L	92	102
2/14/75	A	W	112	106	12/5/03	H	L	106	110
3/12/75	H	W	88	82	12/26/03	A	W	104	102
12/26/75	A	W	112	106	1/28/05	H	L	119	128
1/21/76	H	W	114	100	2/27/05*	A	W	120	113
2/13/76	A	W	109	108	2/1/06	H	L	94	102
3/31/76	H	W	122	102	2/22/06	A	L	94	103
12/10/76	H	L	103	107	12/8/06	H	L	111	116
12/29/76	A	L	87	97	2/21/07	A	L	108	118
2/26/77	A	W	108	104	2/22/08	A	L	77	85
3/13/77	H	W	124	107	3/26/08	H	W	117	97
12/23/77	A	L	110	129	1/19/09	H	W	104	87
1/5/78	H	L	111	121	2/22/09	A	W	128	108
2/16/78	A	W	98	95	11/6/09	H	L	103	110
3/17/78	H	W	115	108	12/30/09	A	L	98	116
12/8/78	H	L	104	124	1/28/11	A	L	71	88
12/30/78	A	L	109	112	3/2/11	H	W	115	103
3/14/79	H	L	117	126	1/20/12	H	L	71	79
3/21/79	A	L	113	134	1/9/13	H	W	87	79
12/7/79	H	W	100	92	2/22/13	A	W	113	88
2/13/80	A	L	134	135					
12/30/80	A	W	116	97					
1/7/81	H	W	108	90					
2/10/82	A	L	110	112					
3/14/82	H	W	105	92					
1/28/83	H	W	111	104					
2/26/83	A	W	103	101					
2/26/84	A	W	116	109					
3/11/84	H	W	117	109					
12/26/84	A	W	119	114					
3/13/85	H	W	123	106					
11/8/85	H	W	125	101					
2/17/86	A	L	101	108					

* Overtime
** Double-overtime

ALL-TIME SERIES

Boston leads 64-51 (Celtics are 37-19 at home)

CURRENT STREAK: Two Celtics Wins

LARGEST CELTICS WIN: 32 points; 130-98 on 11/17/68 @ Phoenix

LARGEST SUNS WIN: 31 points; 131-100 on 02/12/97 @ Phoenix



PORTLAND TRAIL BLAZERS

Moda Center (19,980)

One Center Court, Suite 200, Portland, OR 97227

503-234-9291 • fax 503-736-2194

2012-13 RESULTS

Series Split 1-1 (Celtics were 1-0 at TD Garden)

11/30/12 Portland 78 at Boston 96

02/24/13 Boston 86 at Portland 92

2013-14 MATCHUPS

11/15/13 Portland at Boston

01/11/14 Boston at Portland

DIRECTORY

HEAD COACH: Terry Stotts

ASSISTANT COACHES: Jay Triano, David Vanterpool, Nate Tibbets, Kim Hughes, Dale Osbourne

ATHLETIC TRAINER: Geoff Clark

PUBLIC AND MEDIA RELATIONS: Jim Taylor, Collin Romer

BROADCAST TELEVISION: KGW (Ch. 8). Broadcasters: Mike Barrett, Mike Rice

CABLE TELEVISION: Comcast SportsNet. Broadcasters: Same

RADIO: Fox Sports Radio 620 AM. Broadcasters: Brian Wheeler, Antonio Harvey

2012-2013 SEASON SERIES (1-1) BOSTON VS. PORTLAND

PLAYER	G-GS	MIN	FG-FGA	PCT	3FG-FGA	PCT	FT-FTA	PCT	OFF	DEF	TOT	AST	PF-DQ	STL	TO	BLK	PTS	AVG	HI
Pierce	2-2	59	12-23	.522	2-7	.286	9-10	.900	0	15	15	13	4-0	0	6	1	35	17.5	23
Garnett	2-2	55	14-27	.519	0-1	.000	2-2	1.000	2	12	14	7	5-0	3	4	2	30	15.0	20
Green	2-0	54	10-25	.400	2-6	.333	8-9	.889	2	5	7	2	7-0	5	7	1	30	15.0	19
Crawford (TOT)	3-0	61	12-26	.462	4-8	.500	4-4	1.000	0	4	4	2	4-0	0	3	0	32	10.7	19
Crawford (BOS)	1-0	12	0-4	.000	0-1	.000	0-0	---	0	2	2	0	0-0	0	0	0	0	0.0	0
Terry	2-1	51	8-15	.533	2-7	.286	3-3	1.000	0	4	4	1	1-0	1	1	0	21	10.5	17
Barbosa	1-0	21	3-5	.600	1-1	1.000	2-2	1.000	0	0	0	1	1-0	3	1	2	9	9.0	9
Sullinger	1-0	31	4-6	.667	0-0	---	1-2	.500	2	6	8	2	4-0	2	3	0	9	9.0	9
Bass	2-2	47	8-16	.500	0-0	---	1-2	.500	2	4	6	0	6-0	2	0	0	17	8.5	11
Bradley	1-1	35	4-9	.444	0-2	.000	0-0	---	0	2	2	3	1-0	1	0	0	8	8.0	8
Lee	2-2	63	6-15	.400	1-4	.250	2-2	1.000	1	8	9	7	3-0	4	4	0	15	7.5	10
Joseph	1-0	5	0-3	.000	0-0	---	2-2	1.000	0	0	0	0	2-0	0	0	0	2	2.0	2
Wilcox	2-0	29	2-6	.333	0-0	---	0-0	---	2	0	2	0	6-0	2	0	0	4	2.0	2
Williams	1-0	7	1-4	.250	0-0	---	0-0	---	0	2	2	0	2-0	0	1	0	2	2.0	2
Collins	1-0	12	0-0	---	0-0	---	0-1	.000	0	1	1	0	3-0	2	1	0	0	0.0	0
CELTICS	2	480	72-158	.456	8-29	.276	30-35	.857	11	61	72	36	45-0	25	30	6	182	91.0	96
TRAIL BLAZERS	2	480	59-148	.399	10-36	.278	42-56	.750	21	63	84	33	35-0	16	39	6	170	85.0	92

2012-2013 SEASON SERIES (1-1) PORTLAND VS. BOSTON

PLAYER	G-GS	MIN	FG-FGA	PCT	3FG-FGA	PCT	FT-FTA	PCT	OFF	DEF	TOT	AST	PF-DQ	STL	TO	BLK	PTS	AVG	HI
Aldridge	2-2	64	15-31	.484	0-0	---	9-11	.818	3	9	12	3	5-0	1	7	1	39	19.5	23
Matthews	2-2	69	10-17	.588	5-9	.556	4-6	.667	0	4	4	3	5-0	1	2	0	29	14.5	24
Batum	2-2	73	8-25	.320	3-12	.250	8-10	.800	4	7	11	6	2-0	2	6	1	27	13.5	18
Hickson	2-2	55	7-15	.467	0-0	---	8-12	.667	6	8	14	3	2-0	3	5	0	22	11.0	11
Lillard	2-2	69	7-24	.292	1-10	.100	5-6	.833	2	7	9	9	3-0	1	5	0	20	10.0	12
Leonard	2-0	39	4-8	.500	0-0	---	6-7	.857	3	8	11	0	5-0	2	2	2	14	7.0	11
Claver	1-0	20	2-4	.500	0-0	---	0-0	---	1	9	10	0	2-0	2	1	1	4	4.0	4
Babbitt	1-0	12	1-3	.333	1-1	1.000	0-0	---	1	2	3	0	0-0	0	0	0	3	3.0	3
Barton	2-0	24	2-7	.286	0-1	.000	1-2	.500	1	3	4	4	2-0	2	4	0	5	2.5	3
Freeland	2-0	17	2-4	.500	0-0	---	0-0	---	0	3	3	1	4-0	2	1	1	4	2.0	4
Maynor (TOT)	2-0	27	2-10	.200	0-6	.000	0-0	---	0	2	2	7	1-0	0	3	0	4	2.0	2
Maynor (POR)	1-0	15	1-5	.200	0-2	.000	0-0	---	0	1	1	3	1-0	0	1	0	2	2.0	2
Jeffries	1-0	3	0-0	---	0-0	---	1-2	.500	0	0	0	0	2-0	0	0	0	1	1.0	1
Pavlovic	1-0	3	0-0	---	0-0	---	0-0	---	0	0	0	0	0-0	0	0	0	0	0.0	0
N. Smith	1-0	17	0-5	.000	0-1	.000	0-0	---	0	2	2	1	2-0	0	3	0	0	0.0	0
TRAIL BLAZERS	2	480	59-148	.399	10-36	.278	42-56	.750	21	63	84	33	35-0	16	39	6	170	85.0	92
CELTICS	2	480	72-158	.456	8-29	.276	30-35	.857	11	61	72	36	45-0	25	30	6	182	91.0	96



CELTICS VS. TRAIL BLAZERS GAME-BY-GAME RESULTS

Date	H/A	W/L	Celtics	Opp	Date	H/A	W/L	Celtics	Opp
10/18/70	A	W	133	115	12/3/93	H	W	114	108
11/25/70	H	W	122	115	2/20/94	A	L	93	102
12/27/70	A	L	123	135	1/6/95	H	L	92	95
1/5/71	H	L	120	124	3/16/95	A	L	98	113
11/6/71	H	W	124	109	12/27/95	A	L	109	135
1/7/72	A	W	120	114	1/3/96*	H	L	110	114
1/23/72	H	W	115	105	1/31/97	H	W	111	105
2/15/72	A	W	111	104	2/16/97	A	L	106	118
11/22/72	H	W	126	107	2/22/98	A	L	96	121
12/16/72	A	W	123	116	3/1/98	H	W	102	101
1/17/73	H	W	117	99	2/19/99	A	L	86	106
2/16/73	A	W	112	105	2/6/00	H	L	94	100
12/21/73*	A	W	124	120	2/21/00	A	L	92	105
2/15/74	A	W	106	104	1/8/01	H	L	90	98
3/12/74	H	W	110	93	2/17/01	A	W	85	81
3/22/74	H	W	126	118	2/15/02	A	W	107	104
11/6/74	H	W	128	110	3/18/02	H	L	91	100
1/1/75	A	W	108	94	1/3/03	H	L	103	108
2/15/75	A	W	102	100	2/13/03	A	W	100	92
3/14/75	H	W	103	98	2/21/04	A	L	84	105
10/31/75	H	W	112	94	3/31/04	H	L	98	105
1/3/76	A	L	97	125	11/10/04	H	W	90	88
1/13/76	H	W	106	94	12/9/04	A	L	87	89
2/15/76	A	L	105	108	2/10/06	H	W	115	83
12/8/76	H	W	104	95	2/24/06	A	W	102	96
1/4/77	A	L	84	128	11/17/06	H	W	118	90
1/14/77	H	L	92	107	1/1/07	A	W	89	81
2/22/77	A	L	111	113	1/16/08	H	W	100	90
12/9/77	H	L	97	118	2/24/08	A	W	112	102
12/20/77	A	L	99	104	12/5/08	H	W	93	78
1/15/78*	H	L	103	107	12/30/08	A	L	86	91
3/28/78	A	W	104	92	1/22/10	H	W	98	95
11/8/78	H	L	109	112	2/19/10	A	W	96	76
11/28/78	A	L	97	102	12/1/10	H	W	88	78
1/12/79	H	W	128	125	1/27/11	A	W	99	95
2/18/79	A	L	104	111	12/1/10	H	W	104	86
1/18/80	H	W	111	93	11/30/12	H	W	96	78
2/15/80	A	W	106	91	2/24/13	A	L	86	92
11/26/80	H	W	126	101					
1/4/81	A	W	120	111					
1/24/82	H	L	119	123					
2/19/82	A	W	127	117					
11/24/82	H	W	104	95					
2/17/83	A	L	114	121					
12/2/83	H	W	115	106					
2/19/84	A	W	107	101					
1/27/85	H	W	128	127					
2/12/85	A	L	103	111					
12/6/85	H	L	103	121					
2/14/86*	A	W	120	119					
2/13/87	A	W	131	116					
2/25/87	H	W	122	116					
2/19/88	A	W	124	104					
2/24/88	H	W	113	112					
3/29/89	H	W	106	97					
4/7/89	A	L	100	113					
2/16/90	A	L	101	120					
3/7/90	H	L	117	130					
3/3/91	H	L	107	116					
3/10/91*	A	W	111	109					
11/10/91	A	L	90	116					
3/15/92**	H	W	152	148					
2/28/93	H	W	122	110					
3/21/93	A	W	106	104					

* Overtime

** Double-overtime

ALL-TIME SERIES

Boston leads 62-40 (Celtics are 35-15 at home)

CURRENT STREAK: One Trail Blazers Win**LARGEST CELTICS WIN:** 28 points; 118-90 on 11/17/06 @ Boston**LARGEST TRAIL BLAZERS WIN:** 44 points; 128-84 on 01/04/77 @ Portland



SACRAMENTO KINGS

Sleep Train Arena (17,317)

One Sports Parkway, Sacramento, CA 95834

916-928-0000 • fax 916-928-6912

2012-13 RESULTS

Series Split 1-1 (Celtics were 1-0 at TD Garden)

12/30/12 Boston 96 at Sacramento 118

01/30/13 Sacramento 81 at Boston 99

2013-14 MATCHUPS

02/07/14 Sacramento at Boston

02/22/14 Boston at Sacramento

DIRECTORY

HEAD COACH: Michael Malone
ASSISTANT COACHES: Brendan Malone, Corliss Williamson, Chris Jent, Micah Nori
ATHLETIC TRAINER: Pete Youngman
PUBLIC AND MEDIA RELATIONS: Donna Schwartz, Darryl Arata, Chris Clark
CABLE TELEVISION: News10, Comcast SportsNet. Broadcasters: Grant Napear, Jerry Reynolds, Kayte Christensen
RADIO: KHTK (1140AM). Broadcaster: Gary Gerould

2012-2013 SEASON SERIES (1-1) BOSTON VS. SACRAMENTO

PLAYER	G-GS	MIN	FG-FGA	PCT	3FG-FGA	PCT	FT-FTA	PCT	OFF	DEF	TOT	AST	PF-DQ	STL	TO	BLK	PTS	AVG	HI
Pierce	2-2	56	15-24	.542	4-10	.400	6-7	.857	0	11	11	7	7-0	1	6	0	36	18.0	20
Terry	2-1	55	12-19	.632	4-7	.571	4-4	1.000	1	4	5	4	2-0	1	2	0	32	16.0	20
Garnett	2-2	56	13-23	.565	0-0	---	3-3	1.000	1	20	21	11	2-0	1	2	2	29	14.5	16
Green	2-0	52	11-28	.393	1-6	.167	5-7	.714	2	2	4	1	6-0	0	5	1	28	14.0	16
Bradley	1-1	29	4-11	.364	1-5	.200	2-2	1.000	3	2	5	2	2-0	2	2	1	11	11.0	11
Bass	2-0	58	7-12	.583	0-0	---	4-5	.800	4	3	7	2	8-0	3	2	0	18	9.0	12
Wilcox	1-0	17	3-4	.750	0-0	---	0-0	---	1	4	5	0	3-0	2	0	1	6	6.0	6
Sullinger	2-1	27	2-5	.400	0-0	---	6-6	1.000	2	5	7	1	3-0	1	0	0	10	5.0	10
Barbosa	2-0	19	4-9	.444	1-3	.333	0-1	.000	0	0	0	3	1-0	0	3	0	9	4.5	7
Lee	2-1	47	3-14	.214	1-4	.250	2-2	1.000	0	0	0	6	1-0	3	3	1	9	4.5	9
Crawford (TOT)	1-0	17	1-5	.200	0-1	.000	2-2	1.000	0	1	1	2	0-0	0	2	0	4	4.0	4
Varnado	1-0	1	2-2	1.000	0-0	---	0-0	---	1	0	1	0	0-0	0	0	0	4	4.0	4
Rondo	1-1	36	1-6	.167	0-3	.000	0-0	---	0	5	5	10	1-0	1	3	0	2	2.0	2
Collins	2-1	26	0-2	.000	0-0	---	1-2	.500	1	1	2	0	9-0	1	0	1	1	0.5	1
CELTICS	2	480	75-159	.472	12-38	.316	33-39	.846	16	57	73	47	45-0	16	31	7	195	97.5	99
KINGS	2	480	73-155	.471	16-37	.432	37-51	.725	21	62	83	41	40-0	19	33	9	199	99.5	118

2012-2013 SEASON SERIES (1-1) SACRAMENTO VS. BOSTON

PLAYER	G-GS	MIN	FG-FGA	PCT	3FG-FGA	PCT	FT-FTA	PCT	OFF	DEF	TOT	AST	PF-DQ	STL	TO	BLK	PTS	AVG	HI
Salmons	1-1	33	9-12	.750	2-4	.500	3-3	1.000	1	5	6	4	1-0	0	0	0	23	23.0	20
Evans	1-1	41	7-15	.467	1-2	.500	4-4	1.000	3	8	11	2	3-0	3	4	0	19	19.0	19
Thomps	2-2	63	12-25	.480	4-11	.364	7-9	.778	0	7	7	6	2-0	4	2	0	35	17.5	27
Thompson	2-2	33	12-18	.667	0-0	---	5-10	.500	4	5	9	0	5-0	1	2	2	29	14.5	20
Cousins	2-2	64	8-24	.333	0-1	.000	9-12	.750	4	12	16	14	9-0	2	7	1	25	12.5	13
Douglas (TOT)	2-0	43	7-16	.438	3-4	.750	1-1	1.000	0	3	3	2	4-0	2	2	1	18	9.0	11
Patterson (TOT)	2-1	46	6-16	.375	2-7	.286	0-0	---	1	6	7	2	5-0	1	2	0	14	7.0	9
Robinson	2-0	27	5-6	.833	0-0	---	3-6	.500	2	4	6	1	6-0	1	4	2	13	6.5	11
Fredette	2-0	41	5-12	.417	2-3	.667	0-0	---	0	2	2	7	1-0	0	1	0	12	6.0	10
Thornton	2-1	46	5-14	.357	2-6	.333	0-0	---	1	5	6	1	5-0	3	1	0	12	6.0	7
Garcia	2-1	37	4-13	.308	3-6	.500	0-0	---	0	2	2	0	1-0	1	3	0	11	5.5	6
Johnson	2-0	23	3-7	.429	1-2	.500	3-3	1.000	1	5	6	3	2-0	2	3	3	10	5.0	10
Outlaw	1-0	4	1-3	.333	1-2	.500	0-0	---	0	0	0	0	0-0	0	1	0	3	3.0	3
Hayes	2-0	38	1-5	.200	0-0	---	2-2	1.000	5	6	11	3	5-0	2	1	1	4	2.0	2
Brooks	1-0	6	0-0	---	0-0	---	1-2	.500	0	0	0	0	0-0	0	1	0	1	1.0	1
Honeycutt	2-0	4	1-1	1.000	0-0	---	0-0	---	0	1	1	0	0-0	0	1	0	2	1.0	2
KINGS	2	480	73-155	.471	16-37	.432	37-51	.725	21	62	83	41	40-0	19	33	9	199	99.5	118
CELTICS	2	480	75-159	.472	12-38	.316	33-39	.846	16	57	73	47	45-0	16	31	7	195	97.5	99



CELTICS VS. KINGS GAME-BY-GAME RESULTS (SINCE 1955-56)

Date	H/A/N	W/L	Celtics	Opp	Date	H/A/N	W/L	Celtics	Opp	Date	H/A/N	W/L	Celtics	Opp	Date	H/A/N	W/L	Celtics	Opp
11/26/55	A	W	104	103	11/12/62	H	W	137	126	1/31/69	H	W	116	101	1/9/87	H	W	109	99
12/9/55	N	L	108	109	11/6/63	H	W	139	121	3/13/69	A	L	110	120	12/27/87	A	W	114	102
12/31/55	A	W	112	100	12/12/62*	A	W	128	127	3/21/69	N	W	145	119	1/15/88	H	W	122	86
1/8/56	H	L	109	111	12/15/62	H	L	120	124	10/17/69	H	L	108	110	1/27/88	H	W	128	116
1/28/56	A	W	126	119	12/28/62	A	W	121	113	11/12/69	A	L	107	116	2/22/89	A	W	99	91
1/29/56	H	W	112	103	1/10/63	A	L	121	130	1/22/70	A	L	104	111	12/27/89*	A	W	115	112
2/4/56	A	L	69	83	1/18/63	H	W	122	114	1/30/70	H	W	108	103	2/4/90	H	W	121	89
2/26/56	H	W	111	100	1/23/63	A	L	133	138	2/8/70	H	W	130	117	11/23/90	H	W	115	105
2/28/56	N	L	97	113	1/31/63	N	W	128	125	3/11/70	A	W	144	127	3/12/91	A	W	110	95
11/17/56	H	W	108	86	2/5/63	A	W	106	96	10/23/70	H	W	131	126	11/12/91	A	W	126	103
11/18/56	A	W	101	87	2/19/63	H	W	129	126	11/7/70	A	W	140	122	1/6/92	H	W	110	108
12/21/56	H	L	93	103	3/10/63	H	W	149	117	2/3/71	A	L	115	134	12/27/92	A	L	118	102
12/27/56	N	W	97	92	10/17/63	A	W	93	92	2/5/71	H	W	114	110	3/29/93	H	W	110	89
1/19/57	A	W	97	83	11/6/63	H	W	139	121	3/12/71	H	L	108	124	12/8/93	H	W	129	115
2/9/57	A	L	102	103	2/18/63	A	L	115	116	3/21/71	N	W	135	110	2/22/94	A	L	93	95
2/26/57	N	W	92	77	12/15/63	A	L	108	118	11/8/71	N	W	120	109	1/15/95	H	W	98	97
3/2/57	A	L	87	96	12/6/63	H	W	112	107	11/19/71	H	L	106	110	2/14/95	A	L	108	101
3/5/57	H	W	111	102	12/14/63	H	L	105	108	12/12/71	A	W	96	83	1/10/96	H	W	115	104
11/8/57*	A	W	122	110	12/21/63	A	L	87	91	12/25/71	A	W	99	94	2/16/96	A	W	130	102
12/11/57	H	W	116	104	1/10/64	H	W	109	92	2/4/72	H	W	122	109	12/28/96	A	L	126	96
12/22/57	A	W	115	98	1/22/64	A	L	92	109	3/5/72	H	L	114	125	2/26/97	H	L	111	105
1/12/58	A	L	97	115	2/2/64*	H	L	117	119	11/4/72	H	L	107	118	2/17/98	A	L	99	102
2/4/58	N	W	107	87	3/4/64	H	W	112	108	12/22/72	A	W	118	90	2/25/98	H	W	111	94
2/5/58	H	W	116	89	3/5/64	A	L	101	111	2/14/73	A	W	104	101	2/16/99	A	L	98	101
2/8/58	N	W	116	89	11/31/64	H	W	122	94	3/18/73	H	W	109	105	12/28/99	A	L	101	114
2/22/58	H	W	94	92	11/8/64	A	W	106	103	11/17/73	A	W	123	110	3/7/00	H	W	101	93
3/9/58	H	L	107	121	11/28/64	H	W	129	98	11/23/73	H	W	119	102	12/15/00	H	L	81	104
11/15/58	H	W	130	105	12/10/64	A	W	116	101	1/2/74	A	L	97	109	1/17/01	A	L	106	111
11/19/58	A	L	103	119	1/3/65	A	W	89	85	1/27/74	H	W	119	98	12/30/01	A	L	94	109
12/12/58*	H	W	125	115	1/17/65	H	W	101	98	11/24/74	A	W	102	99	2/6/02	H	L	85	102
12/18/58	A	W	104	90	2/15/65	H	W	114	113	11/15/74	H	L	109	110	2/20/03	A	L	85	105
1/4/59	A	W	111	108	2/19/65	A	L	121	134	1/24/75	H	W	96	87	4/4/03	H	L	92	93
1/6/59	N	W	109	95	12/16/65	A	L	108	118	2/12/75	A	L	102	103	11/9/03	H	W	91	82
2/8/59	H	W	136	117	3/21/65	H	W	116	99	12/17/75	H	W	118	104	2/17/04	A	L	111	127
2/22/59	A	W	129	112	10/16/65	H	W	102	98	1/14/76	A	L	101	106	12/5/04	A	L	105	119
3/8/59	H	W	141	131	10/28/65	A	L	108	113	3/19/76*	H	W	120	117	2/13/05	H	L	100	104
10/17/59	H	W	129	125	11/19/65	H	W	129	103	4/8/76	A	L	104	131	12/30/05	A	L	112	116
11/1/59	A	W	124	109	12/15/65	A	L	99	108	11/24/76	H	W	133	111	1/27/06	H	W	84	74
11/1/59	H	W	151	118	12/15/65	H	L	110	117	12/5/76	A	L	96	102	1/19/07	H	L	91	96
11/15/59	A	W	134	128	1/21/66	H	W	113	96	2/17/77*	A	W	126	125	2/20/07	A	L	101	104
12/3/59	N	W	114	111	1/25/66	A	L	101	113	3/20/77	H	W	118	110	12/12/07	H	W	90	78
12/27/59	A	W	122	111	2/15/66	A	L	123	136	11/26/77	A	L	108	110	12/26/07	A	W	89	69
1/1/60	N	L	115	128	3/10/66	A	W	124	120	12/7/77	H	W	113	109	12/28/08	A	W	108	63
1/30/60	N	W	129	107	3/20/66	H	W	121	104	2/8/78	A	L	100	104	1/28/09	H	W	119	100
2/21/60	A	W	115	108	11/10/66*	A	W	113	112	3/18/78	H	W	117	110	2/16/10	A	W	95	92
11/5/60	H	L	104	113	11/26/66	H	W	118	87	11/30/78	A	L	94	108	3/26/10	H	W	94	86
11/8/60	A	W	136	120	12/7/66	H	W	119	91	12/15/78	H	L	101	105	1/12/11	H	W	119	95
11/11/60	N	W	128	110	12/19/66	A	W	117	99	12/27/78	A	W	112	103	2/1/11	A	W	95	90
11/20/60	A	W	120	103	1/8/67	A	W	119	106	1/12/79	H	L	99	120	3/16/12	A	L	95	120
12/8/60	N	L	115	118	2/5/67	H	W	137	121	11/9/79	H	W	127	119	12/30/12	A	L	96	118
12/9/60	H	W	146	123	2/7/67	N	W	138	123	12/2/79	A	L	88	94	1/30/13	H	W	99	81
12/20/60	N	W	115	112	3/3/67	H	W	111	104	10/31/80	H	W	115	110					
1/5/61	A	W	125	107	3/18/67	A	L	108	112	2/18/81	A	L	113	114					
1/30/61	A	L	88	116	11/7/67	A	W	113	103	11/11/81	H	W	115	100					
3/7/61	N	W	124	121	11/17/67	H	L	119	120	12/26/81*	A	W	124	119					
11/16/61	A	W	127	121	12/19/67	A	L	104	108	12/28/82	A	L	124	129					
11/30/61	N	L	130	133	12/27/67	H	W	120	117	3/1/83	H	W	129	111					
12/3/61	A	W	119	96	1/11/68	N	L	116	120	1/17/84	A	W	122	113					
12/6/61	N	W	103	102	2/18/68	A	L	100	107	2/1/84	H	W	119	110					
1/5/62	A	W	124	103	2/20/68	H	W	126	110	11/24/84	A	W	135	124					
1/12/62	H	W	141	125	3/10/68	H	L	111	137	2/1/85	H	W	142	123					
2/2/62	H	W	143	124	11/15/68	H	W	116	105	12/11/85	H	W	118	101					
2/28/62*	A	W	129	123	12/17/68*	A	W	117	114	2/11/86	A	L	100	105					
11/7/62	A	W	106	105	12/31/68	H	L	112	114	12/29/86	A	W	119	102					

* Overtime
** Double-overtime

KINGS: Rochester Royals 1948-57; Cincinnati Royals 1957-72; Kansas City-Omaha Kings 1972-75; Kansas City Kings 1975-85; Sacramento Kings 1985-present.

ALL-TIME SERIES

Boston leads 176-113 (Celtics are 94-32 at home)

CURRENT STREAK: One Celtics Win

LARGEST CELTICS WIN: 45 points; 108-63 on 12/28/08 @ Sacramento

LARGEST KINGS WIN: 32 points; 95-63 on 11/13/48 @ Sacramento



SAN ANTONIO SPURS

AT&T Center (18,797)

One AT&T Center, San Antonio, TX 78219

210-444-5000 • fax 210-444-5720

2012-13 RESULTS

San Antonio won 2-0 (Celtics were 0-1 at TD Garden)

11/21/12 San Antonio 112 at Boston 100

12/15/12 Boston 88 at San Antonio 103

2013-14 MATCHUPS

11/20/13 Boston at San Antonio

02/12/14 San Antonio at Boston

DIRECTORY

HEAD COACH: Gregg Popovich
ASSISTANT COACHES: Ime Udoka, Chip Engelland, Chad Forcier, Jim Boylen
ATHLETIC TRAINER: Will Sevensen
PUBLIC AND MEDIA RELATIONS: Tom James, Kris Davis, Mitch Heckart, Stacey Mitch
BROADCAST TELEVISION: Fox Sports Southwest. KENS (Ch. 5) & KMYS (Ch. 35)
 Broadcasters: Bill Land, Sean Elliott, Andrew Monaco
RADIO: WOAI (1200AM). Broadcaster: Bill Schoening
SPANISH RADIO: KCOR (1350AM). Broadcaster: Paul Castro

2012-2013 SEASON SERIES (1-1) BOSTON VS. SAN ANTONIO

PLAYER	G-GS	MIN	FG-FGA	PCT	3FG-FGA	PCT	FT-FTA	PCT	OFF	DEF	TOT	AST	PF-DQ	STL	TO	BLK	PTS	AVG	HI
Pierce	2-2	66	13-24	.542	3-8	.375	8-8	1.000	0	5	5	6	1-0	4	4	2	37	18.5	19
Terry	2-1	62	11-22	.500	5-11	.455	3-4	.750	0	3	3	4	0-0	2	5	0	30	15.0	18
Rondo	2-2	74	11-23	.478	0-2	.000	6-7	.857	1	6	7	24	7-0	2	11	0	28	14.0	22
Garnett	2-2	62	15-27	.481	0-0	---	1-2	.500	1	8	9	4	6-0	3	0	3	27	13.5	14
Crawford (TOT)	2-0	35	12-23	.522	1-4	.250	0-0	---	2	3	5	2	3-0	0	2	0	25	12.5	19
Bass	2-2	47	8-15	.533	0-0	---	2-2	1.000	2	7	9	0	6-0	2	1	1	18	9.0	16
Green	2-0	48	7-17	.412	1-2	.500	0-1	.000	1	2	3	2	4-0	0	1	1	15	7.5	10
Lee	2-1	47	7-13	.538	0-1	.000	1-1	1.000	1	5	6	1	2-0	0	4	0	15	7.5	11
Wilcox	2-0	22	4-5	.800	0-0	---	0-0	---	1	3	4	0	7-0	0	2	0	8	4.0	6
Barbosa	2-0	22	3-7	.429	0-0	---	0-0	---	1	2	3	2	2-0	1	1	0	6	3.0	4
Sullinger	2-0	31	2-5	.400	0-0	---	0-0	---	4	10	14	0	3-0	1	0	1	4	2.0	2
CELTICS	2	480	79-158	.500	9-24	.375	21-25	.840	12	51	63	43	38-0	15	32	8	188	94.0	100
SPURS	2	480	83-158	.525	20-41	.488	29-39	.744	17	62	79	54	29-0	17	31	6	215	107.5	112

2012-2013 SEASON SERIES (1-1) SAN ANTONIO VS. BOSTON

PLAYER	G-GS	MIN	FG-FGA	PCT	3FG-FGA	PCT	FT-FTA	PCT	OFF	DEF	TOT	AST	PF-DQ	STL	TO	BLK	PTS	AVG	HI
Parker	2-2	73	20-31	.645	2-4	---	6-9	.667	0	6	6	14	4-0	4	5	0	48	24.0	26
Spittler	2-1	54	15-21	.714	0-0	---	9-11	.818	2	9	11	5	5-0	2	4	2	39	19.5	23
Neal	2-2	61	12-21	.571	5-8	.625	3-3	1.000	0	4	4	4	2-0	3	3	0	32	16.0	20
Duncan	2-2	64	9-25	.360	0-0	---	7-11	.636	6	21	27	6	2-0	1	6	2	25	12.5	20
Green	2-2	73	7-18	.389	5-11	.455	3-4	.750	0	5	5	7	5-0	1	4	0	22	11.0	12
Blair	1-1	20	5-7	.714	0-0	---	0-0	---	2	3	5	1	2-0	1	2	0	10	10.0	10
Bonner	1-0	15	3-6	.500	1-2	.500	0-0	---	0	0	0	3	2-0	1	0	0	7	7.0	7
Diaw	2-0	44	4-7	.571	2-4	.500	0-0	---	3	8	11	8	2-0	0	3	1	10	5.0	6
De Colo	2-0	32	3-7	.429	1-2	.500	1-1	1.000	2	2	4	2	1-0	2	0	1	8	4.0	8
Ginobili	2-0	28	3-10	.300	2-5	.400	0-0	---	1	3	4	4	3-0	2	0	0	8	4.0	5
Anderson	1-0	6	1-2	.500	1-2	.500	0-0	---	0	1	1	0	0-0	0	1	0	3	3.0	3
Hills	1-0	12	1-3	.333	1-3	.333	0-0	---	1	0	1	0	1-0	0	1	0	3	3.0	3
SPURS	2	480	83-158	.525	20-41	.488	29-39	.744	17	62	79	54	29-0	17	31	6	215	107.5	112
CELTICS	2	480	79-158	.500	9-24	.375	21-25	.840	12	51	63	43	38-0	15	32	8	188	94.0	100



CELTICS VS. SPURS GAME-BY-GAME RESULTS

Date	H/A	W/L	Celtics	Opp	Date	H/A	W/L	Celtics	Opp
10/30/76	A	W	126	117	11/19/04	H	L	84	92
1/21/77	H	W	103	90	12/26/04	A	L	90	107
3/22/77	A	W	108	104	11/11/05	H	L	82	103
4/9/77	H	W	120	105	12/9/05	A	L	89	101
10/19/77	A	L	109	114	1/22/07	H	L	89	93
11/9/77	H	L	114	129	3/17/07	A	W	91	85
1/25/78	A	L	103	113	2/10/08	H	W	98	90
3/31/78	H	L	117	120	3/17/08	A	W	93	91
10/24/78	A	L	109	152	2/8/09	H	L	99	105
11/3/78	H	L	103	110	3/20/09	A	W	80	77
2/14/79	A	L	119	149	12/3/09	A	W	90	83
4/1/79	H	L	110	112	3/28/10	H	L	73	94
10/23/79	A	L	120	129	1/5/11	H	W	105	103
11/7/79	H	W	117	105	3/31/11	A	W	107	97
12/21/79	H	W	133	114	4/4/12	H	L	86	87
1/5/80	A	L	111	119	11/21/12	H	L	100	112
2/27/80	H	W	130	125	12/15/12	A	L	88	103
3/4/80	A	W	137	108					
1/16/81	H	W	94	85					
2/17/81	A	W	128	116					
3/4/82	A	W	110	101					
3/19/82	H	W	134	110					
11/19/82	H	W	119	111					
1/7/83	A	W	116	113					
11/30/83	H	W	130	106					
12/27/83	A	W	115	100					
12/29/84	A	W	120	112					
2/27/85	H	W	111	102					
2/26/86	H	W	120	100					
3/13/86	A	W	135	119					
11/28/86	H	W	111	96					
2/21/87	A	W	121	113					
2/10/88	A	W	136	120					
3/9/88	H	W	119	118					
12/30/88	A	W	112	99					
3/20/89	H	W	119	108					
1/12/90	H	L	90	97					
2/14/90	A	W	106	95					
12/8/90	A	L	96	102					
3/1/91	H	W	108	98					
1/19/92	H	W	98	89					
2/11/92	A	L	84	100					
2/13/93	A	L	85	90					
3/3/93	H	W	132	91					
12/26/93	A	L	85	99					
2/4/94	H	L	91	100					
12/14/94	A	L	110	122					
1/17/95	H	L	92	101					
1/16/96	A	L	97	121					
2/7/96	H	L	89	99					
1/8/97	H	W	107	83					
3/4/97	A	L	92	103					
12/26/97	A	L	86	101					
1/13/98	H	L	88	97					
11/24/99	H	L	98	121					
12/17/99	A	L	94	103					
2/23/01	A	L	82	100					
3/21/01	H	L	77	97					
1/9/02	H	L	90	93					
3/16/02	A	L	104	111					
1/12/03	A	L	80	81					
3/9/03	H	L	78	94					
1/18/04	H	L	92	109					
3/20/04	A	L	87	103					

* Overtime
** Double-overtime

ALL-TIME SERIES

San Antonio leads 41-40 (Celtics are 20-21 at home)

CURRENT STREAK: Three Spurs Wins

LARGEST CELTICS WIN: 41 points; 132-91 on 03/03/93 @ Boston

LARGEST SPURS WIN: 30 points; 149-119 on 02/14/79 @ San Antonio



TORONTO RAPTORS

Air Canada Centre (19,800)

50 Bay Street, Suite 500, Toronto, ON M5J 2L2

416-815-5600 • fax 416-359-9205

2012-13 RESULTS

Boston won 3-1 (Celtics were 2-0 at TD Garden)

11/17/12 Toronto 89 at Boston 107

02/06/13 Boston 99 at Toronto 95

03/13/13 Toronto 88 at Boston 112

04/17/13 Boston 90 at Toronto 114

2013-14 MATCHUPS

10/30/13 Boston at Toronto

01/15/14 Toronto at Boston

03/26/14 Toronto at Boston

03/28/14 Boston at Toronto

DIRECTORY

HEAD COACH: Dwane Casey

ASSISTANT COACHES: Bill Bayno, Jesse Mermuys, Tom Sterner, Scott Roth

ATHLETIC TRAINER: Scott McCullough

PUBLIC AND MEDIA RELATIONS: Jim LaBumbard, Roven Yau, Phil Summers

BROADCAST TELEVISION: TSN, TSN2, Sportsnet, Sportsnet ONE. Broadcasters: Matt Devlin, Leo Rautins, Jack Armstrong, Sherman Hamilton

RADIO: Sportsnet Radio, The FAN (590AM). Broadcasters: Paul Jones, Eric Smith

2012-2013 SEASON SERIES (3-1) BOSTON VS. TORONTO

PLAYER	G-GS	MIN	FG-FGA	PCT	3FG-FGA	PCT	FT-FTA	PCT	OFF	DEF	TOT	AST	PF-DQ	STL	TO	BLK	PTS	AVG	HI
Garnett	3-3	70	22-33	.667	0-0	---	10-11	.909	1	21	22	3	6-0	3	2	0	54	18.0	27
Pierce	4-4	101	16-39	.410	4-16	.250	21-25	.840	0	22	22	15	5-0	2	6	2	57	14.3	19
Crawford (TOT)	2-0	60	10-23	.435	3-9	.333	5-6	.833	2	6	8	8	6-0	2	5	1	28	14.0	16
Crawford (BOS)	2-0	60	10-23	.435	3-9	.333	5-6	.833	2	6	8	8	6-0	2	5	1	28	14.0	16
Sullinger	1-0	26	5-8	.625	0-0	---	2-2	1.000	4	7	11	0	3-0	1	0	0	12	12.0	12
Green	4-1	102	17-33	.515	2-5	.400	10-15	.667	6	14	20	10	9-0	3	6	1	46	11.5	20
Terry	3-1	78	12-19	.632	7-12	.583	3-4	.750	0	5	5	11	5-0	1	4	2	34	11.3	20
Barbosa	2-0	43	8-14	.571	2-6	.333	4-6	.667	1	3	4	7	6-0	2	3	0	22	11.0	14
Lee	4-2	117	16-36	.444	3-11	.273	3-3	1.000	1	13	14	12	11-0	7	4	1	38	9.5	15
Bradley	3-3	78	10-26	.385	2-4	.500	5-6	.833	1	7	8	8	2-0	2	6	1	27	9.0	11
Williams	2-0	33	8-16	.500	0-2	.000	1-3	.333	1	4	5	7	1-0	1	3	1	17	8.5	12
Bass	4-4	93	13-30	.433	0-0	---	7-8	.875	2	13	15	4	12-0	1	3	5	33	8.3	11
Rondo	1-1	32	3-4	.750	0-1	.000	0-0	---	0	2	2	20	2-0	1	5	0	6	6.0	6
White	2-0	31	3-8	.375	0-0	---	4-4	1.000	2	1	3	2	2-0	1	0	0	10	5.0	8
Wilcox	4-1	54	8-13	.615	0-0	---	1-4	.250	5	5	10	1	7-0	1	4	2	17	4.3	8
Randolph	2-0	15	2-5	.400	0-0	---	1-2	.500	2	3	5	0	1-0	0	1	0	5	2.5	5
Melo	1-0	17	1-2	.500	0-0	---	0-0	---	0	2	2	0	4-0	1	1	0	2	2.0	2
Collins	1-0	8	0-0	---	0-0	---	0-0	---	0	0	0	0	2-0	0	0	0	0	0.0	0
CELTICS	4	960	154-309	.498	23-66	.348	77-97	.794	28	128	156	106	84-0	29	54	16	408	102.0	112
RAPTORS	4	960	138-311	.444	27-74	.365	83-104	.798	37	121	158	83	83-1	35	59	17	386	96.5	114

2012-2013 SEASON SERIES (1-3) TORONTO VS. BOSTON

PLAYER	G-GS	MIN	FG-FGA	PCT	3FG-FGA	PCT	FT-FTA	PCT	OFF	DEF	TOT	AST	PF-DQ	STL	TO	BLK	PTS	AVG	HI
Gay (TOT)	4-4	135	27-72	.375	7-20	.350	21-22	.955	5	29	34	14	13-0	6	8	1	82	20.5	25
Gay (TOR)	3-3	99	21-57	.368	5-14	.357	16-16	1.000	5	23	28	9	9-0	5	6	0	63	21.0	25
DeRozan	4-4	122	23-52	.442	3-5	.600	15-17	.882	2	9	11	7	6-0	3	4	0	64	16.0	24
Bargnani	2-1	50	10-24	.417	1-8	.125	7-8	.875	2	3	5	4	4-0	2	5	1	28	14.0	15
Lowry	3-3	87	11-28	.393	5-11	.455	4-5	.800	3	10	13	19	11-0	8	10	1	31	10.3	17
Calderon	1-1	28	3-7	.429	2-3	.667	2-3	.667	0	2	2	9	1-0	1	3	0	10	10.0	10
Kleiza	1-0	24	3-9	.333	0-2	.000	4-7	.571	0	1	1	2	2-0	0	1	0	10	10.0	10
Anderson	3-0	71	9-20	.450	2-7	.286	5-5	1.000	1	7	8	2	5-0	4	0	0	25	8.3	16
Johnson	4-3	101	13-23	.565	1-1	1.000	5-8	.625	7	15	22	5	11-0	5	2	5	32	8.0	16
Ross	3-0	53	10-16	.625	3-8	.375	0-1	.000	0	6	6	4	5-0	4	5	3	23	7.7	13
Fields	2-0	44	7-13	.538	0-0	---	1-1	1.000	3	10	13	3	2-0	0	1	1	15	7.5	8
Valanciunas	4-3	84	11-21	.524	0-0	---	8-11	.727	6	10	16	0	11-1	0	7	3	30	7.5	18
Davis	1-0	21	2-3	.667	0-0	---	3-6	.500	4	5	9	3	2-0	1	0	1	7	7.0	7
Lucas	4-0	72	8-21	.381	4-12	.333	4-4	1.000	0	4	4	10	5-0	3	3	1	24	6.0	15
Acy	2-0	38	3-5	.600	0-0	---	4-6	.667	2	8	10	1	2-0	2	1	1	10	5.0	6
Telfair (TOT)	2-0	21	2-6	.333	1-3	.333	0-0	---	0	2	2	3	3-0	1	2	0	5	2.5	5
Telfair (TOR)	1-0	14	2-6	.333	1-3	.333	0-0	---	0	2	2	3	2-0	1	1	0	5	5.0	5
Gray	3-1	35	1-2	.500	0-0	---	5-6	.833	1	3	4	2	4-0	0	3	0	7	2.3	4
McGuire	1-1	17	1-4	.250	0-0	---	0-0	---	1	3	4	0	1-0	0	0	0	2	2.0	2
RAPTORS	4	960	138-311	.444	27-74	.365	83-104	.798	37	121	158	83	83-1	35	59	17	386	96.5	114
CELTICS	4	960	154-309	.498	23-66	.348	77-97	.794	28	128	156	106	84-0	29	54	16	408	102.0	112



CELTICS VS. RAPTORS GAME-BY-GAME RESULTS

Date	H/A	W/L	Celtics	Opp	Date	H/A	W/L	Celtics	Opp
12/12/95	A	W	116	96	4/13/12	A	L	79	84
12/15/95	H	W	122	103	11/17/12	H	W	107	89
1/21/96	A	L	95	97	2/6/13	A	W	99	95
4/2/96	H	W	136	108	3/13/13	H	W	112	88
12/11/96***	H	W	115	113	4/17/13	A	L	90	114
2/3/97	A	W	114	102					
3/3/97	A	W	107	103					
4/20/97	H	L	94	125					
11/14/97	H	W	103	99					
11/18/97	A	W	122	109					
12/17/97	A	W	88	83					
2/5/99	H	L	92	103					
3/7/99	A	L	92	105					
4/8/99	A	W	101	89					
11/2/99	A	W	103	90					
1/19/00	H	W	94	90					
3/1/00	H	L	94	96					
3/3/00	A	L	104	114					
11/3/00	H	W	93	91					
11/7/00	A	L	75	105					
1/12/01	H	L	72	93					
2/5/01	A	L	98	110					
11/23/01	H	L	89	91					
12/2/01	A	W	85	69					
1/21/02	H	W	106	97					
1/31/02	A	L	92	97					
11/29/02	A	L	95	98					
2/28/03	H	W	90	85					
3/2/03	A	L	92	104					
12/3/03	A	L	95	105					
12/12/03	H	W	114	111					
2/27/04	H	W	88	75					
2/29/04	A	W	91	82					
12/3/04	H	W	91	89					
1/12/05	A	L	93	104					
3/16/05	H	W	110	109					
4/17/05	A	W	103	98					
11/18/05	H	W	100	93					
3/5/06	A	L	105	111					
3/22/06	H	W	110	96					
4/4/06	A	W	124	120					
12/1/06	A	L	102	106					
1/12/07	H	L	86	95					
1/26/07	A	L	90	96					
3/26/07	H	W	95	87					
11/4/07*	A	W	98	95					
12/7/07	H	W	112	84					
12/16/07	A	W	90	77					
1/23/08	H	L	112	114					
11/10/08	H	W	94	87					
11/23/08	A	W	118	103					
1/11/09	A	W	94	88					
1/12/09*	H	W	115	109					
11/27/10	H	W	116	103					
1/2/10	H	W	103	96					
1/10/10	A	W	114	107					
4/7/10	A	W	115	107					
11/21/10	A	L	101	102					
11/26/10	H	W	110	101					
1/2/11	A	W	93	79					
1/7/11	H	W	122	102					
1/18/12	H	W	96	73					
2/1/12	H	W	100	64					
2/10/12	A	L	74	86					

* Overtime
** Double-overtime
*** Triple-overtime

ALL-TIME SERIES

Boston leads 45-24 (Celtics are 26-8 at home)

CURRENT STREAK: One Raptors win

LARGEST CELTICS WIN: 36 points; 100-64 on 02/01/12 at Boston

LARGEST RAPTORS WIN: 31 points; 125-94 on 04/20/97 @ Boston



UTAH JAZZ

EnergySolutions Arena (19,911)
301 West South Temple, Salt Lake City, UT 84101
801-325-2500 • fax 801-325-2578

2012-13 RESULTS

Boston won 2-0 (Celtics were 1-0 at TD Garden)

11/14/12 Utah 93 at Boston 98

02/25/13 Boston 110 at Utah 107 (OT)

2013-14 MATCHUPS

11/06/13 Utah at Boston

02/24/14 Boston at Utah

DIRECTORY

HEAD COACH: Tyrone Corbin
ASSISTANT COACHES: Sidney Lowe, Michael Sanders, Brad Jones
ATHLETIC TRAINER: Gary Briggs
PUBLIC AND MEDIA RELATIONSS: Jonathan Rinehart, Derek Garduño, Hannah Lee
CABLE TELEVISION: ROOT Sports. Broadcaster: Craig Bolerjack, Matt Harpring
RADIO: KZNS (1280AM/97.5FM). Broadcaster: David Locke, Ron Boone

2012-2013 SEASON SERIES (2-0) BOSTON VS. UTAH

PLAYER	G-GS	MIN	FG-FGA	PCT	3FG-FGA	PCT	FT-FTA	PCT	OFF	DEF	TOT	AST	PF-DQ	STL	TO	BLK	PTS	AVG	HI
Pierce	2-2	68	17-37	.459	6-17	.353	9-11	.818	0	9	9	10	6-0	2	6	1	49	24.5	26
Bradley	1-1	39	8-12	.667	2-3	.667	0-0	---	2	3	5	4	3-0	2	1	0	18	18.0	18
Barbosa	1-0	23	6-8	.750	1-1	1.000	3-6	.500	0	2	2	3	1-0	0	0	0	16	16.0	16
Garnett	2-2	66	9-19	.474	0-0	---	6-7	.857	1	17	18	5	7-0	3	2	2	24	12.0	13
Bass	2-2	74	8-18	.444	0-0	---	7-7	1.000	1	5	6	0	4-0	0	1	4	23	11.5	15
Green	2-0	55	8-19	.421	0-3	.000	6-7	.857	1	4	5	3	3-0	1	3	0	22	11.0	16
Crawford (TOT)	3-1	62	11-29	.379	2-6	.333	7-7	1.000	2	2	4	9	6-0	1	4	0	31	10.3	20
Crawford (BOS)	1-0	5	1-2	.500	0-0	---	0-0	---	1	1	2	0	0-0	0	0	0	2	2.0	2
Lee	2-1	50	7-14	.500	1-3	.333	5-6	.833	2	5	7	4	5-0	2	3	0	20	10.0	14
Terry	2-1	45	5-14	.357	4-9	.444	3-3	1.000	1	3	4	4	4-0	1	4	0	17	8.5	14
Rondo	1-1	25	3-9	.333	0-1	.000	0-0	---	1	2	3	10	1-0	1	0	0	6	6.0	6
Willcox	2-0	40	4-5	.800	0-0	---	1-2	.500	1	6	7	0	4-0	4	1	2	9	4.5	7
Sullinger	1-0	16	1-1	1.000	0-0	---	0-0	---	1	1	2	0	3-0	0	0	0	2	2.0	2
CELTICS	2	505	77-158	.487	14-37	.378	40-49	.816	12	58	70	43	41-0	16	22	9	208	104.0	110
JAZZ	2	505	72-170	.424	15-32	.469	41-52	.788	33	59	92	41	38-0	9	28	12	200	100.0	107

2012-2013 SEASON SERIES (0-2) UTAH VS. BOSTON

PLAYER	G-GS	MIN	FG-FGA	PCT	3FG-FGA	PCT	FT-FTA	PCT	OFF	DEF	TOT	AST	PF-DQ	STL	TO	BLK	PTS	AVG	HI
Hayward	2-1	68	12-25	.480	6-9	.667	10-11	.909	4	4	8	6	4-0	1	0	2	40	20.0	26
Millsap	2-2	77	16-33	.485	0-1	.000	4-6	.667	5	13	18	9	6-0	2	3	4	36	18.0	20
Jefferson	2-2	73	12-23	.522	0-1	.000	4-6	.667	6	19	25	6	2-0	1	4	1	28	14.0	15
Mo Williams	1-1	38	6-19	.316	2-6	.333	0-1	.000	0	1	1	5	1-0	0	4	1	14	14.0	14
Mo Williams	2-2	52	7-16	.438	3-4	.750	5-6	.833	2	2	4	4	2-0	0	0	3	22	11.0	15
Favors	2-0	45	4-9	.444	0-0	---	13-17	.765	8	7	15	2	7-0	3	4	0	21	10.5	14
Burks	1-0	33	4-10	.400	0-1	.000	0-0	---	1	4	5	3	1-0	1	3	0	8	8.0	8
Carroll	1-0	27	3-7	.429	0-1	.000	2-2	1.000	2	2	4	3	4-0	0	0	0	8	8.0	8
Foye	2-1	39	4-14	.286	4-9	.444	3-3	1.000	0	4	4	1	3-0	1	0	0	15	7.5	9
Kanter	2-0	24	3-11	.273	0-0	---	0-0	---	3	3	6	0	4-0	0	2	0	6	3.0	4
Watson	1-1	20	1-3	.333	0-0	---	0-0	---	2	0	2	2	1-0	0	4	1	2	2.0	2
Tinsley	1-0	10	0-0	---	0-0	---	0-0	---	0	0	0	0	3-0	0	1	0	0	0.0	0
JAZZ	2	505	72-170	.424	15-32	.469	41-52	.788	33	59	92	41	38-0	9	28	12	200	100.0	107
CELTICS	2	505	77-158	.487	14-37	.378	40-49	.816	12	58	70	43	41-0	16	22	9	208	104.0	110



CELTICS VS. JAZZ GAME-BY-GAME RESULTS

Date	H/A	W/L	Celtics	Opp	Date	H/A	W/L	Celtics	Opp
12/8/74	A	W	111	101	12/26/01	A	L	86	99
12/20/74	H	W	110	106	11/10/02	H	W	112	95
1/22/75	A	W	110	102	3/24/03	A	L	91	96
3/26/75	H	W	113	100	12/8/03	A	W	102	80
12/5/75	H	W	104	93	12/19/03	H	L	96	99
12/14/75	A	W	102	93	12/17/04	H	W	114	106
3/5/76	A	W	98	93	2/25/05	A	W	109	102
3/9/76	H	L	99	117	12/21/05	H	W	101	89
3/23/76*	A	W	101	97	2/21/06	A	W	103	83
11/2/76	A	L	97	115	11/10/06	H	L	100	107
11/12/76	H	W	117	110	2/24/07	A	L	87	105
1/18/77	A	L	89	99	12/29/07	A	W	104	98
4/8/77	H	W	120	109	3/24/08	H	L	92	110
1/24/78	A	L	91	96	12/15/08	H	W	100	91
3/1/78	A	L	100	101	2/19/09	A	L	85	90
3/5/78	H	W	116	113	11/11/09	H	W	105	86
4/1/78	H	W	119	108	3/22/10	A	L	97	110
10/19/78	A	L	115	120	1/21/11	H	W	110	86
12/13/78	H	W	102	96	2/28/11	A	W	107	102
2/28/79	H	W	122	112	3/28/12	H	W	94	82
4/3/79	A	L	125	141	11/14/12	H	W	98	93
11/16/79	H	W	113	97	2/25/13*	A	W	110	107
2/20/80	A	W	105	98					
1/21/81	H	W	117	87					
2/13/81	A	L	89	104					
12/30/81	A	W	121	110					
2/24/82	H	W	132	90					
11/26/82	H	W	137	103					
1/1/83	A	W	127	112					
11/16/83	A	L	109	122					
3/7/84	H	W	117	106					
12/14/84	H	W	117	106					
2/18/85	A	W	110	94					
11/20/85*	H	W	115	106					
12/28/85	A	W	110	108					
2/16/87	A	L	89	109					
3/4/87	H	W	123	105					
12/16/87	H	W	121	111					
1/4/88	A	W	107	99					
12/14/88	H	W	112	104					
2/16/89	A	L	114	129					
12/20/89	H	W	113	109					
2/21/90	A	L	103	116					
11/16/90	H	W	114	89					
3/13/91	A	L	109	112					
12/20/91	H	W	112	101					
2/17/92	A	L	83	88					
11/18/92	H	L	91	92					
12/26/92	A	L	92	108					
12/17/93	H	L	96	97					
12/29/93	A	L	107	110					
1/13/95	H	L	93	95					
2/18/95	A	L	98	108					
11/15/95	H	L	90	102					
2/20/96	A	L	98	112					
2/20/97	A	L	105	122					
3/19/97	H	L	100	113					
2/12/98	A	L	100	118					
3/4/98	H	L	94	110					
12/15/99	H	L	86	96					
2/15/00	A	W	101	99					
2/19/01	A	L	99	114					
3/2/01	H	W	103	99					
12/21/01	H	W	98	92					

* Overtime
** Double-overtime

JAZZ: New Orleans Jazz 1974-79; Utah Jazz 1979-present.

ALL-TIME SERIES

Boston leads 50-36 (Celtics are 32-11 at home)

CURRENT STREAK: Five Celtics Wins

LARGEST CELTICS WIN: 42 points; 132-90 on 02/24/82 @ Boston

LARGEST JAZZ WIN: 20 points; 109-89 on 02/16/87 @ Utah



WIZARDS

WASHINGTON WIZARDS

Verizon Center (20,278)

601 F Street, NW, Washington, DC 20004

202-661-5000 • fax 202-661-5113

2012-13 RESULTS

Boston won 3-0 (Celtics were 2-0 at TD Garden)

11/03/12 Boston 89 at Washington 86

11/07/12 Washington 94 at Boston 100 (OT)

04/07/13 Washington 96 at Boston 107

2013-14 MATCHUPS

12/21/13 Washington at Boston

01/22/14 Boston at Washington

04/02/14 Boston at Washington

04/16/14 Washington at Boston

DIRECTORY

HEAD COACH: Randy Wittman

ASSISTANT COACHES: Don Newman, Don Zierden, Sam Cassell, Ryan Saunders, Pat Sullivan

ATHLETIC TRAINER: Eric Waters

PUBLIC AND MEDIA RELATIONS: Scott Hall, Patrick Rees, Ketsia Colimon, Daren Jenkins

BROADCAST TELEVISION: Comcast SportsNet. Broadcasters: Steve Buckhantz, Phil Chenier, Chris Miller

RADIO: 106.7 The Fan. Broadcasters: Dave Johnson, Glenn Consor

2012-2013 SEASON SERIES (3-0) BOSTON VS. WASHINGTON

PLAYER	G-GS	MIN	FG-FGA	PCT	3FG-FGA	PCT	FT-FTA	PCT	OFF	DEF	TOT	AST	PF-DD	STL	TO	BLK	PTS	AVG	HI
Pierce	3-3	106	17-47	.362	8-18	.444	15-18	.833	3	18	21	10	7-0	4	4	0	57	19.0	27
Garnett	3-3	88	20-40	.500	0-0	---	7-9	.778	1	25	26	7	5-0	3	4	4	47	15.7	20
Rondo	2-2	85	12-21	.571	3-4	.750	3-4	.750	2	7	9	26	5-0	5	6	0	30	15.0	18
Bass	3-1	96	15-27	.556	0-0	---	6-7	.857	6	12	18	3	7-0	3	2	3	36	12.0	20
Terry	3-0	72	13-29	.448	3-9	.333	4-4	1.000	0	3	3	11	2-0	2	4	0	33	11.0	16
Bradley	1-1	30	5-13	.385	0-2	.000	0-0	---	0	2	2	3	2-0	1	0	0	10	10.0	10
Green	3-1	65	11-24	.458	1-2	.500	2-4	.500	0	7	7	2	5-0	3	7	0	25	8.3	11
Randolph	1-0	15	2-2	1.000	0-0	---	4-7	.571	2	5	7	0	1-0	1	0	0	8	8.0	8
Wilcox	3-0	31	7-8	.875	0-0	---	5-7	.714	1	6	7	2	4-0	2	2	1	19	6.3	13
Crawford (TOT)	1-0	16	2-3	.667	0-1	.000	2-2	1.000	0	1	1	2	3-0	2	3	0	6	6.0	6
Crawford (BOS)	1-0	16	2-3	.667	0-1	.000	2-2	1.000	0	1	1	2	3-0	2	3	0	6	6.0	6
Lee	3-2	65	3-14	.214	0-5	.000	6-6	1.000	0	4	4	7	3-0	1	2	0	12	4.0	6
Sullinger	2-2	54	4-8	.500	0-0	---	0-0	---	2	9	11	1	4-0	1	3	2	8	4.0	4
Barbosa	2-0	20	2-6	.333	1-4	.250	0-0	---	1	0	1	2	0-0	0	2	1	5	2.5	3
Williams	1-0	1	0-0	---	0-0	---	0-0	---	0	0	0	0	0-0	0	0	0	0	0.0	0
CELTICS	3	745	113-242	.467	16-45	.356	54-68	.794	18	99	117	76	48-0	28	45	11	296	98.7	107
WIZARDS	3	745	112-261	.429	26-75	.347	26-36	.722	29	97	126	68	58-0	23	52	16	276	92.0	96

2012-2013 SEASON SERIES (0-3) WASHINGTON VS. BOSTON

PLAYER	G-GS	MIN	FG-FGA	PCT	3FG-FGA	PCT	FT-FTA	PCT	OFF	DEF	TOT	AST	PF-DD	STL	TO	BLK	PTS	AVG	HI
Wall	3-0	40	8-20	.400	0-3	.000	0-0	---	0	3	3	4	7-0	0	12	3	45	15.0	16
Seraphin	3-0	90	21-34	.618	0-0	---	3-4	.750	6	14	20	4	7-0	0	0	0	45	15.0	19
Price	3-2	91	13-34	.382	8-19	.421	4-4	1.000	0	9	9	13	3-0	3	9	0	38	12.7	15
Crawford	2-0	40	9-20	.450	2-6	.333	3-6	.500	1	5	6	5	2-0	0	3	0	23	11.5	21
Webster	3-1	85	10-26	.385	6-16	.375	6-6	1.000	2	14	16	7	9-0	1	4	2	32	10.7	16
Beal	2-2	60	6-20	.300	3-10	.300	3-3	1.000	0	5	5	4	4-0	1	2	1	18	9.0	16
Hilario	1-1	26	3-9	.333	0-0	---	1-2	.500	0	5	5	3	4-0	0	3	0	7	7.0	7
Temple	1-1	24	3-6	.500	1-2	.500	0-0	---	0	1	1	2	1-0	1	0	2	7	7.0	7
Booker	3-2	55	9-19	.474	0-1	.000	1-1	1.000	7	12	19	2	4-0	1	3	1	19	6.3	11
Pargo	2-0	36	5-12	.417	2-6	.333	0-0	---	0	4	4	7	4-0	0	2	1	12	6.0	9
Ariza	3-2	58	7-22	.318	2-8	.250	0-0	---	2	2	4	2	4-0	6	3	0	16	5.3	14
C. Singleton	3-0	27	6-10	.600	0-1	.000	2-3	.667	2	3	5	2	3-0	3	0	0	14	4.7	14
Okoar	3-3	54	5-14	.357	0-0	---	3-7	.429	6	11	17	5	1-0	1	1	4	13	4.3	8
Martin	2-0	14	3-6	.500	2-3	.667	0-0	---	0	2	2	0	2-0	1	2	0	8	4.0	5
Vesely	3-0	44	4-9	.444	0-0	---	0-0	---	3	7	10	4	7-0	2	3	2	8	2.7	4
WIZARDS	3	745	112-261	.429	26-75	.347	26-36	.722	29	97	126	68	58-0	23	52	16	276	92.0	96
CELTICS	3	745	113-242	.467	16-45	.356	54-68	.794	18	99	117	76	48-0	28	45	11	296	98.7	107



CELTICS VS. WIZARDS GAME-BY-GAME RESULTS (SINCE 1964-65)

Date	H/A	W/L	Celtics	Opp	Date	H/A	W/L	Celtics	Opp	Date	H/A	W/L	Celtics	Opp	Date	H/A	W/L	Celtics	Opp
10/24/64	H	W	131	103	3/14/73	H	W	111	107	3/23/85	A	W	104	98	1/7/98	A	L	108	110
10/25/64	A	W	112	100	3/16/73	A	L	97	103	4/5/85	H	W	115	104	1/28/98	H	W	104	102
11/17/64	A	L	99	102	3/28/73	H	W	120	101	11/2/85	A	W	88	73	3/6/98	H	W	108	98
12/12/64	H	W	112	99	10/20/73	A	L	87	96	11/15/85	H	W	118	114	4/18/98	A	L	95	112
12/30/64	A	W	121	104	11/28/73	H	W	111	104	1/31/86	A	W	97	88	2/27/99	A	L	75	86
1/20/65	A	W	151	105	2/3/74	H	L	99	112	2/5/86	H	W	103	88	4/7/99	H	W	108	87
1/25/65	N	W	142	104	2/17/74	A	L	95	99	3/8/86*	A	L	108	110	4/18/99	A	W	101	98
2/3/65	H	L	114	122	3/17/74	H	W	129	103	3/28/86	H	W	116	97	4/25/99	H	W	113	84
2/14/65	H	W	126	111	3/26/74	A	L	108	126	10/31/86	H	W	120	102	11/3/99	H	W	112	101
3/5/65	A	L	124	128	11/6/74	A	W	124	109	11/7/86	A	W	88	86	1/17/00	A	W	105	101
10/30/65	H	W	105	100	12/13/74	H	L	89	108	12/2/86	H	L	109	117	3/31/00	H	L	102	104
11/5/65	A	W	129	118	3/19/75	A	L	90	97	12/13/86	A	W	105	98	4/18/00	A	W	114	81
11/9/65	N	W	130	116	4/4/75	H	W	95	94	3/26/87	A	L	103	106	11/5/00	H	W	116	109
12/25/65	A	W	113	99	11/13/75	A	L	107	110	4/1/87	H	W	103	86	11/8/00	A	L	89	109
12/26/65	H	W	120	99	12/12/75	H	W	130	108	11/7/87**	A	W	140	139	3/9/01	H	W	104	72
1/19/66	H	W	129	89	1/9/76	H	W	118	113	12/15/87	A	W	122	102	4/7/01	A	W	102	100
1/22/66	A	L	107	132	3/4/76	H	L	89	102	1/8/88	H	W	125	109	11/7/01	H	W	104	95
2/5/66	A	L	94	113	4/11/76	A	W	103	99	1/27/88	H	W	106	100	11/24/01	A	L	84	88
2/27/66	A	L	92	152	11/5/76	H	L	104	107	3/23/88	H	W	104	89	3/10/02	H	W	98	91
3/13/66	H	W	129	98	11/6/76	A	L	103	109	4/17/88	A	L	92	98	3/11/02	A	W	104	99
10/21/66	H	W	111	91	2/16/77	H	L	92	111	11/18/88	H	L	114	108	10/31/02	A	L	69	114
11/18/66	H	W	143	119	3/25/77	H	L	97	122	11/19/88	A	W	104	108	1/6/03	H	L	95	100
11/19/66	A	W	147	125	12/13/77	A	L	93	103	12/13/88	A	L	105	115	4/6/03	H	L	98	99
1/26/67	A	W	115	106	2/3/78	H	W	116	94	1/31/89	A	L	103	110	4/9/03	A	W	87	83
1/20/67	H	W	129	117	3/21/78	A	L	107	119	2/3/89	H	W	117	108	1/23/04	H	W	100	89
2/1/67	A	W	111	107	4/6/78	H	L	103	112	4/18/89	H	L	113	121	3/5/04	H	W	94	90
2/9/67	N	L	124	128	12/22/78	H	L	103	119	11/8/89	A	L	103	112	3/13/04	A	W	111	102
2/22/67	A	W	135	120	12/16/78	A	L	117	125	1/3/90	H	W	120	101	4/4/04	A	L	102	112
3/12/67	H	W	123	118	1/24/79	H	L	106	128	1/6/90	A	W	102	88	11/7/04*	A	L	105	110
10/21/67	A	W	125	109	4/4/79	A	L	119	145	1/25/90	A	L	98	99	12/31/04	H	W	108	103
10/10/67	H	W	115	114	10/19/79	H	W	130	93	3/9/90	H	L	108	115	3/13/05	H	W	105	101
11/25/67	A	L	118	126	11/3/79	A	W	118	97	11/17/90	A	W	102	90	4/5/05	A	W	116	108
12/8/67	H	W	123	108	1/25/80	H	L	107	118	11/30/90	H	W	123	95	1/7/06	A	L	102	103
1/20/68	A	L	115	118	1/31/80	A	W	119	103	1/12/91	A	L	99	116	1/25/06	H	L	87	89
2/2/68	H	W	120	99	3/9/80*	H	L	128	133	2/3/91	H	W	119	101	3/7/06*	A	W	116	115
3/16/68	A	W	136	111	3/25/80	A	W	96	95	3/15/91	A	W	94	86	4/5/06	H	L	91	108
3/17/68	H	L	139	147	10/25/80	A	W	103	87	3/20/91	H	W	102	81	11/4/06	A	L	117	124
12/10/68	H	L	101	115	11/12/80	H	W	93	86	11/2/91	A	L	118	126	1/20/07*	A	L	110	115
12/14/68	A	L	101	110	12/7/80	H	L	103	113	11/25/91	H	W	121	108	1/28/07	H	L	91	105
1/20/69	A	L	109	122	12/10/80	A	W	101	99	1/28/92	A	W	98	87	11/2/07	H	W	103	83
1/26/69	H	W	124	86	3/17/81	A	W	112	91	4/1/92	H	W	120	106	1/12/08	A	L	78	85
2/5/69	A	L	112	124	3/20/81	H	W	128	116	11/7/92	A	L	97	101	1/14/08	H	L	83	88
3/15/69	A	L	98	99	10/30/81	H	W	124	100	11/25/92	H	W	150	112	4/9/08	A	L	95	109
3/23/69	H	W	126	98	11/10/81	A	W	90	84	1/13/93	H	W	98	93	12/11/08	A	W	122	88
10/18/69	A	L	117	124	11/27/81	H	W	113	100	3/28/93	H	W	114	113	1/2/09	H	W	108	83
11/14/69	A	L	108	109	12/18/81	A	W	99	98	4/25/93	A	W	106	94	4/15/09	H	W	115	107
11/29/69	A	W	121	106	3/16/82*	A	W	98	97	11/6/93	A	W	100	88	12/10/09	A	W	104	102
12/3/69	H	W	113	105	3/31/82	H	W	119	109	12/1/93	H	W	120	113	2/1/10	A	W	99	88
1/9/70	H	L	130	142	11/5/82	H	W	104	97	3/24/94*	A	W	123	117	3/7/10	H	W	86	83
1/31/70	A	L	117	120	1/24/83	A	L	91	93	4/1/94	A	H	95	99	4/9/10	H	L	96	106
3/15/70	H	L	127	130	1/26/83	H	W	125	99	4/17/94	A	L	100	142	11/17/10	H	W	114	83
11/14/70	A	L	101	122	2/8/83*	A	L	101	104	11/19/94	A	W	103	102	1/22/11	A	L	83	85
11/27/70	H	W	153	107	4/23/83*	A	W	120	117	1/9/95	H	W	114	101	4/8/11	H	W	104	88
12/19/70	A	L	128	154	4/8/83	H	L	99	107	3/1/95**	H	L	124	125	4/11/11	A	L	94	95
1/22/71	H	L	117	136	11/5/83	A	W	120	117	4/9/95	A	W	110	98	1/1/12	A	W	94	86
2/12/71	A	W	113	109	12/16/83	H	L	93	100	11/7/95	H	W	110	100	1/2/12	H	W	100	92
3/19/71	H	W	125	117	1/4/84	H	W	113	104	12/2/95	A	L	107	135	1/22/12	A	W	100	94
10/16/71	H	W	134	114	3/6/84	A	W	108	85	4/10/96	H	L	108	122	3/25/12	H	W	88	76
11/27/71	N	L	120	125	3/14/84	H	L	99	103	4/17/96	A	W	121	106	11/3/12	A	W	89	86
2/1/72	A	W	115	108	3/27/84	A	W	106	93	11/16/96	A	L	92	106	11/7/12*	H	W	100	94
3/19/72	H	L	112	125	11/10/84	A	L	95	112	1/18/97	H	L	106	112	4/7/13	H	W	107	96
10/21/72	A	W	104	101	12/23/84	H	W	118	110	3/26/97	A	L	92	105					
11/3/72	H	W	109	96	1/11/85	H	W	103	101	4/6/97	H	L	114	120					
1/7/73	N	W	116	98	2/2/85	A	W	97	91	12/12/97	H	W	97	88					

* Overtime
** Double-overtime

WIZARDS: Chicago Packers 1961-62; Chicago Zephyrs 1962-63; Baltimore Bullets 1963-73; Capital Bullets 1973-74; Washington Bullets 1974-97; Washington Wizards 1997-present.

ALL-TIME SERIES

Boston leads 179-104 (Celtics are 92-38 at home)

CURRENT STREAK: Seven Celtics Wins

LARGEST CELTICS WIN: 46 points; 153-107 on 11/27/70 @ Boston

LARGEST WIZARDS WIN: 45 points; 114-69 on 10/31/02 @ Washington



HOME OF THE **BOSTON CELTICS**

CSNNE.COM

