



# BOSTON CELTICS

**2014-15 MEDIA GUIDE**



**#GREENRUNSDEEP**





# **2014-15 BOSTON CELTICS MEDIA GUIDE**

Editors: Jeff Twiss, Brian Olive, Heather Walker and Taylor Kielpinski-Rogers

Design & Layout: Keith Sliney

Printing & Production: Flagship Press

Photography: Brian Babineau, Steve Babineau, NBAE/Getty Images

Special thanks: To Jay Wessel and Victoria Heinsohn for their invaluable help in compiling this publication. We extend our gratitude to Bob Rosen, Chris Thorn and Elias Sports Bureau for their patience and statistical input; to Steve and Brian Babineau of Sports Action Photography and to the staff and management of Flagship Press.

All NBA and team insignia depicted in this publication are the property of NBA Properties, Inc. and the respective teams of the NBA and may not be reproduced for commercial purposes without the prior written consent of NBA Properties, Inc. All photographs are NBAE/Getty Images unless otherwise noted. The information contained in this publication was compiled by the Boston Celtics and is provided as a courtesy to our fans and the press and may be used only for personal or editorial purposes. Any commercial use of this information is prohibited without the prior written consent of the Boston Celtics.

© 2014 BOSTON CELTICS

HOME  
OF  
EVERY  
**BOSTON  
CELTICS**  
GAME



Comcast   
SPORTSNET

**CSNNE.COM**

**FRONT OFFICE**

|                             |    |
|-----------------------------|----|
| Staff Directory             | 6  |
| Ownership                   | 10 |
| Board of Directors          | 14 |
| Basketball Operations Staff | 16 |
| Front Office Staff          | 28 |

**PLAYERS**

|                            |    |
|----------------------------|----|
| 2014-15 Roster             | 35 |
| Biographies and Statistics | 36 |

**MEDIA**

|                   |    |
|-------------------|----|
| Media Information | 80 |
| Traveling Media   | 83 |

**TRADITION**

|                                     |     |
|-------------------------------------|-----|
| Red Auerbach Bio                    | 86  |
| Former Player Stats                 | 88  |
| All-Time Numbers                    | 154 |
| Draft Choices                       | 156 |
| Management/Captains                 | 161 |
| Records and Streaks                 | 162 |
| Hall of Fame                        | 191 |
| All-Star Event Participants         | 192 |
| Individual Awards                   | 193 |
| Miscellaneous Stats and Information | 195 |

**NBA**

|                 |     |
|-----------------|-----|
| NBA Directory   | 206 |
| NBADL Directory | 207 |
| NBA Key Dates   | 207 |
| Opponents       | 208 |



FRONT OFFICE

CELTICS MANAGING PARTNERS

|                     |  |
|---------------------|--|
| Wyc Grousbeck       | Managing Partner, Governor and Chief Executive Officer   |
| H. Irving Grousbeck | Managing Partner and Alternate Governor                  |
| Steve Pagliuca      | Managing Partner and Alternate Governor                  |
| Robert Epstein      | The Abbey Group, Managing Partner and Alternate Governor |

BASKETBALL OPERATIONS

|                      |   |
|----------------------|---|
| Austin Ainge         | Director of Player Personnel              |
| Danny Ainge          | President of Basketball Operations        |
| Brandon Bailey       | Video Coordinator                         |
| Frank Burke          | Director of Basketball Administration     |
| Drew Cannon          | Basketball Operations Analyst             |
| Remy Cofield         | Basketball Operations Assistant           |
| Bryan Doo            | Strength and Conditioning Coach           |
| Jake Eastman         | Basketball Operations Assistant           |
| Darren Erman         | Assistant Coach                           |
| Kwame Graves         | Coaching Associate/Video Coordinator      |
| Jay Larranaga        | Assistant Coach                           |
| Armond Lavallee      | Assistant Strength and Conditioning Coach |
| David Lewin          | Director of Scouting & Maine Red Claws GM |
| Walter McCarty       | Assistant Coach                           |
| Kathleen Nimmo-Lynch | Team Services Manager                     |
| Ronald Nored, Jr.    | Director of Player Development            |
| Matt Reynolds        | Video Assistant                           |
| Gary Schmidt         | Advance Scout                             |
| Micah Shrewsberry    | Assistant Coach                           |
| David Sparks         | Director of Basketball Analytics          |
| Brad Stevens         | Head Coach                                |
| Jamie Young          | Assistant Coach                           |
| Mike Zarren          | Assistant General Manager & Team Counsel  |

TEAM SERVICES

|                   |  |
|-------------------|--|
| Pete Chrisafideis | Home Equipment Personnel                         |
| John Connor       | Team Travel & Equipment Manager                  |
| Phil Lynch        | Director of Team Security                        |
| Andrew Mannix     | Facilities Manager & Assistant Equipment Manager |
| Francis O'Bryant  | Operations Liaison                               |
| Frank Randall     | Locker Room Attendant                            |

**MEDICAL STAFF**

|                                    |                    |
|------------------------------------|--------------------|
| Todd Campbell .....                | Physical Therapist |
| Brian Dolan.....                   | Physical Therapist |
| Ed Lacerte, RPT, L/ATC .....       | Athletic Trainer   |
| Brian McKeon, M.D. ....            | Team Physician     |
| Vladimir Shulman, Member AMTA..... | Massage Therapist  |

**BUSINESS OPERATIONS**

|                          |   |
|--------------------------|---|
| Kit Ackermann.....       | Team Mascot   |
| Emily Austen.....        | Celtics.com Reporter  |
| Chris Baker .....        | Director of Corporate Partnerships Sales                            |
| Susan Barabino.....      | Executive Assistant   |
| Dana Barros.....         | Community Relations Consultant                                      |
| Rob Billings.....        | Risk Management   |
| John Borders.....        | Community Relations Manager   |
| Cindy Brennan.....       | Director of Boston Celtics Shamrock Foundation                      |
| Brian Burnard.....       | Sr. Manager of Premium Sales  |
| Paul Cacciatore.....     | Sr. Director of Business Operations                                 |
| Nicholas Cacici .....    | Premium Event Account Executive                                     |
| Tessa Caffrey.....       | Sr. Director of Corporate Partnerships Activation                   |
| Craig Cassano .....      | Sr. Account Executive   |
| Lauren Chesnulvich.....  | Fan Relations Specialist  |
| David Cohen.....         | Premium Event Account Executive                                     |
| Wendy Cooper .....       | Executive Assistant   |
| Dave Cowens.....         | Consultant  |
| Chrissy Cronin.....      | Group Sales Account Executive                                       |
| Jacob Cruz.....          | Account Executive   |
| Marc D'Amico.....        | Digital Content Manager   |
| Ted Dalton.....          | Sr. Vice President of Corporate Partnerships & Business Development |
| Jim Davis.....           | Director of Ticket Sales  |
| Meghan Donovan.....      | Ticket Sales and Advertising Coordinator                            |
| Peter Fayette.....       | Senior Accountant and Operations Manager                            |
| Nicole Federico.....     | Director of Business Development                                    |
| Ian Frenette.....        | Vice President of Corporate Partnerships Sales                      |
| Steven Gadsden.....      | Digital Media Coordinator   |
| Sarah Galligan.....      | VIP Specialist  |
| Brittany Glenn.....      | Corporate Partnerships Activation Coordinator                       |
| Rich Gotham .....        | Team President  |
| Matt Griffin.....        | Vice President of Strategic Marketing and Business Operations       |
| Jon Greenberg.....       | Staff Accountant and Office Manager                                 |
| Lauren Greene.....       | Sr. Coordinator of Corporate Partnerships Creative                  |
| Mackenzie Henderson..... | Vice President of Ticket Sales and Advertising                      |
| Dave Hoffman.....        | Director of Community Relations                                     |
| Kara Hutchinson .....    | Director of Strategic Marketing                                     |
| Duane Johnson.....       | Director of Ticket Operations                                       |
| Erin Kelly.....          | Fan Relations Specialist  |
| Kara Keena.....          | Corporate Partnerships Activation Manager                           |

## BUSINESS OPERATIONS (CONT.)

|                                |   |
|--------------------------------|---|
| Kelsey Keena .....             | Community Relations Assistant                       |
| Taylor Kielpinski-Rogers ..... | Communications Coordinator                          |
| Tim Knecht .....               | Information Technology Assistant                    |
| Carley Lenahan .....           | Events Coordinator                                  |
| Tristan Lenhart .....          | Corporate Partnerships Activation Manager           |
| Jamie Levine .....             | Account Executive                                   |
| Patrick Lynch .....            | Sr. Director of Operations & Accounting             |
| Shannon MacGregor .....        | Director of Fan Relations                           |
| Colleen Mack .....             | Fan Relations Specialist                            |
| Alexander Manta .....          | Fan Relations Specialist                            |
| Steve Markos .....             | Director of Corporate Partnerships Sales            |
| Timothy McDonald .....         | Ticket Operations Coordinator                       |
| Brendan Mitchell .....         | Account Executive                                   |
| Morgan Munson .....            | Group Sales Account Executive                       |
| Ben Nickerson .....            | Sr. Coordinator, Sales Operations                   |
| Brian Olive .....              | Media Services Manager                              |
| Marina Ortega .....            | Dance Team Director                                 |
| Jillian Paine .....            | Inside Sales Manager                                |
| Justin Peterson .....          | Digital Videographer                                |
| John Picard .....              | Digital Videographer                                |
| Leon Powe .....                | Community Ambassador                                |
| Katie Punda .....              | Strategic Marketing Coordinator                     |
| William Ramos .....            | Sr. Coordinator of Digital Development              |
| Tim Rath .....                 | Vice President and Contoller                        |
| Barbara Reed .....             | Sr. Director of Human Resources & Investor Services |
| Bill Reissfelder .....         | Sr. Vice President and Chief Financial Officer      |
| Jonathan Robinson .....        | Group Sales Account Executive                       |
| Marc Rogers .....              | Group Sales Account Executive                       |
| Siobhan Sherbovich .....       | Director of Corporate Partnership Sales             |
| Andrew Sherwin .....           | Ticket Operations Manager                           |
| Keith Sliney .....             | Creative Director                                   |
| Jake Spiak .....               | Corporate Partnerships Sales Coordinator            |
| Peter Stringer .....           | Sr. Director of Digital Media                       |
| Sean Sullivan .....            | Sr. Director of Event Presentation                  |
| Shawn Sullivan .....           | Chief Marketing Officer                             |
| Sam Taub .....                 | Sr. Coordinator, Community Relations                |
| Gina Tauro .....               | Corporate Partnerships Activation Assistant         |
| Stephen Thiel .....            | Corporate Partnerships Activation Coordinator       |
| Jeff Twiss .....               | Vice President of Media Services/Alumni Relations   |
| Patrick Walcek .....           | Account Executive                                   |
| Heather Walker .....           | Sr. Director of Public Relations                    |
| Jake Wendling .....            | Game Presentation Manager                           |
| Jay Wessland .....             | Vice President and Chief Technical Officer          |
| JoJo White .....               | Director of Special Projects                        |
| Ariann Williams .....          | Boston Celtics Shamrock Foundation Assistant        |
| Vered Yakovee .....            | Associate Team Counsel                              |

HOME GAME STAFF

|                      |                                 |
|----------------------|---------------------------------|
| Brian Babineau.....  | Team Photographer               |
| Steve Babineau.....  | Team Photographer               |
| Jessica Cremin.....  | Media Operations                |
| Royal Doughty .....  | Scorebook Official              |
| Bruce Dove.....      | Game Clock Operator             |
| Sherri Geller .....  | Media Operations Assistant      |
| Mark Gyurina.....    | Additional Stats Crew Staff     |
| David Korus.....     | Computer Game Stats Crew        |
| Bob Myerson.....     | Shot Clock Operator             |
| Steve Nazzaro.....   | Computer Game Stats Coordinator |
| Eddie Palladino..... | Public Address Announcer        |
| Matt Rando.....      | Computer Game Stats Crew        |
| Scott Shore.....     | Additional Stats Crew Staff     |
| Mike Swartz.....     | Media Operations Coordinator    |
| Ted Winston.....     | Additional Stats Crew Staff     |
| Miriam Yorks.....    | Press Box Coordinator           |



### WYCLIFFE “WYC” GROUSBECK

*Managing Partner, Governor and Chief Executive Officer*

Wycliffe Grousbeck has been Managing Partner, Governor and CEO of the Boston Celtics since December 2002, after organizing and leading a local investment group that purchased the team.

Wyc named the investment group “Banner 17 LLC” to signify his primary goal, returning the Celtics to contention for their 17th World Championship. That goal was achieved on June 17, 2008, as the Celtics defeated the Lakers by 39 points and became World Champions for the first time in 22 years.

In January 2010 Wyc became Chairman of the Massachusetts Eye and Ear Infirmary. Mass. Eye and Ear is a teaching hospital of Harvard Medical School and has been a world leader in advanced research and patient care, preventing and treating vision and hearing loss, for almost 200 years. It is the largest vision research center in the world.

In May 2013 Wyc co-founded Causeway Media Partners, LP, a private equity firm focusing on sports and media investments, with offices in Boston, MA and Portola Valley, CA.

Prior to purchasing the Celtics with his partners, Wyc served for seven years as a General Partner of Highland Capital Partners, co-managing \$1.8 billion in venture capital funds. His earlier career included four years as a venture capital lawyer in Silicon Valley and two years as a manager in a public biotech company.

His wife, Corinne, is incoming Chair of the Board at Perkins School for the Blind (Watertown, MA), an institution devoted to educating blind and deaf/blind students worldwide. Corinne has also served for many years on the Trust Board of Boston Children’s Hospital. Wyc and Corinne are also involved in the Boston Celtics Shamrock Foundation; Boys and Girls Clubs of Boston; National Braille Press; Horizons for Homeless Children; Cradles to Crayons; and the Lovelane Special Needs Riding Program.

Wyc holds a bachelor’s degree in history from Princeton University (1983), a law degree from the University of Michigan (1986) and an MBA from Stanford Business School where he was a Miller Scholar (1992). At Princeton he rowed on the undefeated varsity eight that claimed the Ivy League and national rowing championships in 1983. He serves on the board of Comcast SportsNet New England.



### H. IRVING GROUSBECK • Managing Partner

H. Irving Grousbeck is a Managing Partner of the Boston Celtics as well as an Executive Committee Member.

Father of Managing Partner, Governor and CEO Wyc Grousbeck, Mr. Grousbeck is a Consulting Professor of Management at Stanford University’s Graduate School of Business, and co-head of the school’s Center for Entrepreneurial Studies. His teaching focuses on an objective means to develop a greater understanding of the issues faced by entrepreneurial companies and individuals. In addition to his professorial duties, Mr. Grousbeck co-authored the textbook *New Business Ventures* and the *Entrepreneur*. From 1981 to 1985, he was a lecturer at Harvard University’s Graduate School of Business Administration.

In 1963, Mr. Grousbeck co-founded Continental Cablevision and went on to serve as that company’s President from 1964 to 1980 and Chairman of the Board from 1980 to 1985. Continental Cablevision was sold to U.S. West Media Group in November 1996.

Mr. Grousbeck is a graduate of Amherst College and the Harvard Business School. He was awarded an honorary Doctor of Humane Letters degree by Amherst College in 2000. He serves on a number of private company boards and was formerly a Trustee of Children’s Hospital Boston, Newton-Wellesley Hospital, New England Eye Bank, the Hewlett Foundation, and the Massachusetts Board of Higher Education.

**STEPHEN PAGLIUCA • Managing Partner**

Steve Pagliuca is a Managing Partner, Co-Owner and Chairman of the Basketball Committee of the World Championship Boston Celtics Basketball franchise. Over the past decade, Mr. Pagliuca has played a leadership role in the development of the Celtics basketball strategy and operations.

He is the President of the Boston Celtics Shamrock Foundation, the charitable arm of the organization. The Shamrock Foundation helps children gain access to housing, healthcare and other services in partnership with local charities. Mr. Pagliuca also serves as an alternate member of the NBA Board of Governors.

A highly-accomplished business leader, Mr. Pagliuca is a Managing Director at Bain Capital, a leading global private investment firm that is based in Boston. Bain Capital provides capital and expertise to a wide range of companies from start-ups to multi-billion dollar enterprises. An active investor in the media, financial services and healthcare industries, he has helped to build Bain Capital into one of the world's leading investment companies.

Mr. Pagliuca is the Chairman of the Massachusetts Society for the Prevention of Cruelty to Children, a nonprofit society with a legacy of strengthening families and preventing child abuse. He is also a Trustee of Bain Capital Children's Charity. Mr. Pagliuca is a recipient of the Bright Star Award from President Clinton and the American Dream Award from Habitat for Humanity for his charitable efforts and contributions to enhancing the Greater Boston Community.

Mr. Pagliuca is active in the area of public policy and is a former candidate for the U.S. Senate. He is a frequent contributor on television, radio and print media providing commentary on global economic issues. He holds an undergraduate degree from Duke University, and an MBA from Harvard Business School.

Steve and his wife, Judy, have four children and live in Weston, Massachusetts.

**THE ABBEY GROUP • Managing Partner**

Robert Epstein is a Managing Partner of the Boston Celtics and represents The Abbey Group on the Celtics Managing Board and Executive Committee. He is a principal at The Abbey Group, a Boston-based real estate management and development company, with his partner and Celtics co-investor David Epstein. The Abbey Group is known in Boston as the developer of many successful real estate properties, including the notable 1.5 million square foot Landmark Center mixed-use development that anchors a prime area between Fenway Park and the Longwood Medical area in Boston, Lafayette Corporate Center, a newly re-developed 650,000 square foot office center in Boston's Downtown Crossing and 45 Province, a 32-story condominium tower, located at the intersection of Beacon Hill and Government Center.

Robert Epstein is currently a partner and Chief Executive Officer of The Abbey Group, overseeing all aspects of the group's operations. His reputation as a knowledgeable and innovative developer led to his appointment to several key advisory committees, including the Massachusetts Convention Center Authority and the Strategic Initiatives Committee of the Massachusetts Industrial Finance Agency, and also serves as a Trustee of Bard College.

The partners of The Abbey Group, Robert and David, individually and corporately, support many of Boston's cultural institutions and serve on several boards and committees including Citi Performing Arts Center, Museum of Fine Arts, the Huntington Theatre Company, Horizons for Homeless Children, and The Anti-Defamation League.

**Robert Epstein****David Epstein**



### **PAUL EDGERLEY** • Executive Committee Member

Paul Edgerley is a member of the Boston Celtics Executive Committee. As a member of the Executive Committee, he consults on the team's business and financial matters as well as the team's community and charitable activities.

Paul is a Managing Director of Bain Capital. He has helped build Bain Capital into a leading global private equity firm with over \$70 billion capital under management, with offices in Boston, Chicago, New York, London, Munich, Mumbai, Hong Kong, Shanghai and Tokyo.

Paul received an MBA, with Distinction, from Harvard Business School and is a Certified Public Accountant. He received a B.S. from Kansas State University.

He is currently involved on the boards of several charities including Kansas State University Foundation, The Shamrock Foundation, New Profit, Inc. and the US Board of The Right to Play. He is also a member of the Board of Directors of Steel Dynamics, Sensata Technologies, MEI Conlux, HD Supply, Hero MotoCorp, APEX Tool Group and FTE Automotive.

He lives in the greater Boston area with his wife, Sandy, and their four children.



### **GLENN HUTCHINS** • Executive Committee Member

Glenn Hutchins is a co-founder of Silver Lake. He is chairman of the board of SunGard Data Systems, Inc. as well as a director of both AT&T and NASDAQ OMX. He is a director of the Federal Reserve Bank of New York and vice chairman of The Brookings Institution. Mr. Hutchins is a director of the Harvard Management Company, which is responsible for the Harvard University endowment, and co-chairman of the University's capital campaign. He is an owner and member of the Executive Committee of the Boston Celtics basketball team. He is also a board member of the Center for American Progress, the New York-Presbyterian Hospital and the Economics Club of New York

as well as a Fellow of the American Academy of Arts and Sciences. Previously, Mr. Hutchins served President Clinton in both the transition and the White House as a special advisor on economic and health-care policy. Mr. Hutchins holds an A.B. from Harvard College, an M.B.A. from Harvard Business School, and a J.D. from Harvard Law School.

Mr. Hutchins and his wife, Debbie, founded the Hutchins Family Foundation which, among other projects, has supported the Hutchins Center for African and African-American Research at Harvard University, which is chaired by Mr. Hutchins; the Hutchins Center on Fiscal and Monetary Policy at The Brookings Institution; and the Chronic Fatigue Initiative, which conducts basic research into the cause of chronic fatigue syndrome.

**JAMES PALLOTTA** • Executive Committee Member

James J. Pallotta is the Chairman and Managing Director of Raptor Group Holdings LP, in Boston, MA, as well as President and Chairman of AS Roma SpA. Previously, from 1993 to 2008, he was affiliated with Tudor Investment Corporation, serving as its Vice-Chairman and a Member of its Management Committee. Prior to working for Tudor, Pallotta was a principal portfolio manager at Essex Investment Management Company, Inc., which he joined in 1983 as a Vice President and whose board of directors he joined in 1990. He has more than 27 years of experience in equity research and analysis. Pallotta received his BBA in finance from the University of Massachusetts in 1979 and his M.B.A. from Northeastern University in 1981. He is heavily involved in efforts for many charities and serves on the boards of several charitable and educational foundations, including as a trustee of the Children's Hospital Trust in Boston.





**Steve Barnes**



**David Bonderman**



**James I. Cash, Ph.D.**



**John Connaughton**



**Paul B. Edgerley**



**David Epstein**



**Robert Epstein**



**Domenic Ferrante**



**H. Irving Grousbeck**



**Wyc Grousbeck**



**Robert Haber**



**William W. Helman**



**Glenn H. Hutchins**



**Jonathan Lavine**



**Matt Levin**



**Stephen R. Lewinstein**



**Gary Loveman**



**Joe Pagliuca**



**Stephen G. Pagliuca**



**James J. Pallotta**



**Robert White**

**RICH GOTHAM • Team President**

Rich Gotham is in his eleventh season with the 17-time world Champion Boston Celtics and his seventh season as team President. In this role, he is responsible for all aspects of the Celtics business operations including sales, marketing, customer service, communications, corporate partnerships, business development, game entertainment, community and public relations, broadcast partnerships, and arena relations. In addition, he works closely with Celtics ownership, basketball operations staff, and the NBA on player transactions, as well as team and league related initiatives. He succeeds Arnold “Red” Auerbach as Celtics team President.

Rich joined the Celtics in April 2003. Prior to being named team President in April 2007, Rich served as Chief Operating Officer and Executive Vice President of Sales, Marketing and Corporate Development. Since joining the Celtics, Rich has been recognized for leading the team to new heights off the court. Under his leadership the team has established new records for attendance, ticket sales, sponsorship, merchandise revenue, and television ratings, contributing to the team’s first NBA Championship in twenty-two years in 2008, as well as five division titles, three Eastern Conference Finals, and two NBA Finals appearances. In addition, he has successfully led negotiations to extend the Celtics lease to play in the TD Garden and successfully negotiated a long-term media rights and broadcast agreement with Comcast SportsNet in 2011.

The Celtics are widely recognized as thought leaders in the business of sports and the team’s business achievements during Rich’s tenure have been chronicled by The Wall Street Journal, The New York Times, Investors’ Business Daily, Bloomberg, Reuters, CNBC, and Fox Business News. During the 2008-2009 season the Celtics were recognized as the top franchise in all of professional sports by both The Sports Business Journal and BizJournals. With over 8 million followers on Facebook, 1 million on Twitter and 600,000 on Instagram, the Celtics have pioneered sports digital marketing and fan engagement, aggregating the second largest digital following in all of North American Sports.

Rich joined the Celtics after five years with the global internet media company, Terra-Lycos, where he served as Vice President of Sales and Business Development and was responsible for generating revenues in excess of \$300 million annually. While at Lycos, he was part of a senior-management team that exceeded Wall Street analyst expectations for revenue and profitability growth for nineteen (19) consecutive quarters and played an integral role in helping to grow the Lycos Network into the most visited web site on the Internet in 2001. In addition, he sat on the Board of Directors for the Internet Advertising Bureau participating in the creation of multiple new internet advertising standards.

In addition to his duties with the Celtics, Rich has served on then-Massachusetts Governor Mitt Romney’s Committee for Physical Fitness and Sports and currently serves as a board member for The Greater Boston Chamber of Commerce and The Sports Museum of New England. He also serves on The Board of Overseers, President’s Council, and Varsity Athletic Committee at Providence College. He is very active in multiple charitable and fundraising initiatives on behalf of the Boston Celtics Shamrock Foundation, for which he is a board member.

A graduate of Providence College, Rich currently resides in Medfield, MA along with his wife and three children.

**DANNY AINGE** • President of Basketball Operations

Danny Ainge is beginning his 10th season as Celtics' President of Basketball Operations. He was named to the position on May 9, 2003.

During his 14-year playing career, Ainge won two World Championships with Boston (1984, 1986) and appeared in six NBA Finals (four with Boston). He finished his career third in NBA playoff history for games played (193) and sixth in most three-pointers made (172). He also finished eighth in three-pointers attempted (433). Upon his retirement, Ainge was one of three players in NBA history to make 1,000 or more career three-pointers (1,002), along with Dale Ellis and Reggie Miller.

Following his playing career, Ainge joined TNT as a color analyst for the 1995-96 season before returning to the court with the Phoenix Suns as an Assistant Coach prior to the 1996-97 season. Just eight games into the season he was promoted to Head Coach and guided this club to a 40-34 record after the team started the season 0-8. He spent the next two-plus seasons as Head Coach of the Suns and compiled a 136-90 (.602) record before stepping down on December 13, 1999 and returning to TNT as an analyst. In his three-plus seasons as the Suns coach, he guided Phoenix to three playoff berths.

Ainge enjoyed a storybook collegiate career at Brigham Young University from 1977-1981. He won the 1981 John Wooden and Eastman Awards as the nation's best college basketball player following his senior season, when he averaged 24.4 points per game. At North Eugene (OR) High School, Ainge was an All-American in basketball, football and baseball. Selected by the Toronto Blue Jays in the 1977 free agent draft (15th round), he played three seasons of Major League Baseball while still attending BYU. Ainge was inducted into Oregon State Sports Hall of Fame in August 1999 and was the first player in BYU history to have his jersey number (22) retired.

In January 2006, Ainge received the NCAA's Silver Anniversary Award, an award that recognizes former student-athletes who completed their successful collegiate career and then went on to excel in their chosen profession.

For his shrewd off-season acquisitions that led the Celtics to their NBA record 17th Championship, Ainge was named as The Sporting News 2008 NBA Executive of the Year.

Danny and his wife, Michelle, have six children: Ashlee, Austin, Tanner, Taylor, Cooper and Crew, and 11 grandchildren: Sage, Cason, Andre, Siena, Oscar, Oliver, Finley and Eloise.

**MICHAEL ZARREN***Assistant General Manager & Team Counsel*

A lifelong Celtics fan and season ticket holder, Michael Zarren is now the Celtics' Assistant General Manager and Team Counsel. Now in his 12th year with the team after starting as an unpaid intern, Zarren is widely recognized as one of the leaders in the field of advanced statistical analysis of basketball players and teams, and is an important part of the team's strategic planning and player personnel evaluation processes. Zarren is also the team's salary cap expert and lead in-house counsel (for both basketball and business-side issues), and is responsible for the development of new technologies for team use, including the

team's best-in-class statistical database and video archive/delivery system.

A graduate of Harvard Law School (where he served as editor-in-chief of the Harvard Journal of Law and Technology) and of the University of Chicago, Zarren has also served as a law clerk on the United States Court of Appeals for the Sixth Circuit. Zarren was previously a management consultant for Fortune 500 firms across a wide variety of industries. A native of Swampscott, Zarren is a member of the New York Bar and Massachusetts Bar Associations and of the Board of Advisors of The Waring School.



**AUSTIN AINGE** • Director of Player Personnel

Austin Ainge enters his fourth season with the Celtics as the team's Director of Player Personnel. Ainge rejoined the organization after spending two seasons as the Head Coach of the Maine Red Claws of the NBA Development League (2009-11). Ainge previously worked for the team during the 2008-09 season as a scout. Ainge has previously worked at Southern Utah University where he was responsible for perimeter players, recruiting, player development, video breakdown, and developing game plans. Before coaching he had a very successful playing career at Brigham Young University, where he was a two-year captain and won two Mountain West Conference Championships. While at BYU Austin went to three NCAA tournaments and one NIT. His senior year Austin was one of the top three point shooters in the nation and led the conference by shooting .525 from behind the arc in conference play.

Before playing at BYU, Austin put his basketball career on hold and served a two-year mission for his church, living in and serving the communities in Santo Domingo, Dominican Republic where he learned to speak fluent Spanish. Austin is married to the former Crystal Bluth and has two sons, Andre and Finley.





### **BRAD STEVENS • Head Coach**

Brad Stevens begins his second season as Head Coach for the Boston Celtics. He was named the 17th head coach in the history of the Boston Celtics on July 3, 2013.

Stevens, 36, joined the Celtics after coaching Butler University where he boasted a 166-49 record, four league regular season championships, three league tournament titles and six trips to post-season tournament play. He has the top two single season win totals in Butler and Horizon League history, and he became the only coach in school history to lead a team to the NCAA Division I national championship game which he did twice.

Stevens owns two Horizon League Coach of the Year awards and has rewritten the NCAA record book for Best Coaching Starts by Wins. During the 2012-13 season, he moved into the top spot on the six-year list with 165 victories. He captured the five-year record (139), moving ahead of Everett Case of North Carolina State (1947-51) in 2011-12, and he owns the three-year (89) and four-year (117) records. He is second on the two-year list with 56 wins.

Stevens left a position as a marketing associate at Eli Lilly and Company in Indianapolis to pursue a career in basketball coaching. He served in a volunteer capacity in Butler's basketball office during the summer of 2000, before eventually gaining a full-time administrative position under Thad Matta. Stevens joined the Bulldogs' staff in 2000-01 as coordinator of basketball operations, handling a variety of administrative duties. He was offered a full-time assistant coaching position by Todd Lickliter in 2001-02. Stevens worked with Lickliter for six seasons spanning from 2001-07. During Stevens' tenure as an assistant coach with the Bulldogs, Butler compiled a 131-61 record, won three Horizon League regular season championships and made four trips to post-season tournament play.

Stevens was introduced as the new men's basketball head coach at Butler University on April 4, 2007, just three days after his former boss, Todd Lickliter, was named head coach at the University of Iowa. He became the third consecutive former Butler assistant coach to be named head coach of the Bulldogs, and he served under the previous two - Thad Matta and Lickliter. In his debut season in 2007-08, Stevens helped Butler become the first team in school and Horizon League history to record 30 wins. The 30-4 Bulldogs captured the Great Alaska Shootout, won a second consecutive Wooden Tradition Trophy, and wrapped up the Horizon League regular season and tournament championships. Butler won a first-round NCAA Tournament game, before falling in overtime to #5 Tennessee in the second round. The Bulldogs were ranked in the "Top 25" of the AP and ESPN/USA Today national polls for 19 consecutive weeks, including a record three weeks in the "Top 10." Only three coaches in NCAA Division I history - Bill Guthridge, North Carolina (34), Bill Hodges, Indiana State (33) and Jamie Dixon, Pittsburgh (31) - posted more first-year wins than Stevens did. At the age of 31, Stevens became the third-youngest Division I coach to guide his team to 30 wins - the youngest in more than half a century.

During the 2009-10 season, Stevens led the Bulldogs to a 33-5 overall record, the Horizon League's first 18-0 conference mark and fourth overall unbeaten record, a fourth consecutive league regular season championship, a second Horizon League Tournament crown in three years and a national runner-up finish in the NCAA Tournament. The Bulldogs were nationally-ranked for the fourth straight year, and Butler compiled a school-record, a 25-game winning streak, the longest winning streak in the nation. The Butler coach was named NABC All-District 12 Coach, and he was a finalist for several additional national coaching awards. Butler ended the season as the No. 2-ranked team in the final ESPN/USA Today national poll.

The following season he guided Butler to a 28-10 campaign, a league-record fifth consecutive Horizon League regular season championship, a second straight league tournament title, a fifth consecutive trip to the NCAA Tournament and a second straight national runner-up finish.

In 2011-12, Stevens led a young Butler team to a 20-win season, a third place finish in the Horizon League regular season race and a return trip to post-season play. He helped the Bulldogs to the semifinals of the Horizon League Tournament and to the semifinals of the College Basketball Invitational.

During the 2012-13 season, Butler's first in the rugged Atlantic 10 Conference, Stevens guided the Bulldogs to 26 wins, a tie for third place in the A-10, a trip to the A-10 Tournament semifinals, a runner-up finish at the Maui Invitational and three "Top 10" victories, including a win over No. 1 Indiana. He had the Bulldogs, picked sixth in the A-10 preseason poll, ranked in the "Top 25" for 11 weeks, reaching as high as No. 9 in both the Associated Press and the USA Today national polls.

Stevens earned a B.A. degree in economics from DePauw in 1999. He was a four-year member of the basketball team at DePauw, earning the squad's "Coaches Award" in 1998-99. He and his wife, Tracy, have two children, son Brady and daughter Kinsley.





### JAY LARRANAGA • Assistant Coach

Jay Larranaga enters his third season as an assistant coach with the Boston Celtics. Larranaga spent the previous two seasons as head coach of the Erie BayHawks of the NBA Development League. In two seasons with the BayHawks, Larranaga led his squad to consecutive playoff appearances while accumulating a regular season record of 60-40. He also established team records for all-time wins (60), wins in a season (32) and player call-ups (12). During Larranaga's two years in Erie, eight different players received NBA Call-Ups.

Prior to arriving in Erie, Larranaga served as an assistant coach at Cornell University in Ithaca, New York and before that he was head coach of the Irish National Team for two years. Jay is the son of the current University of Miami head coach Jim Larranaga, for whom he played for at Bowling Green State University in Bowling Green, Ohio. After graduating from Bowling Green in 1997, Larranaga played professionally in Italy, Spain, France and Greece for 12 years. He won three championships as a player and served as captain of the Irish National Team from 2001-2006. Larranaga has spent two summers as an assistant for the Ukraine National Team under former NBA coach Mike Fratello.



### WALTER MCCARTY • Assistant Coach

Walter McCarty is in his second season as an assistant coach with the Boston Celtics. He was named to the position on August 21, 2013. McCarty rejoined the Celtics prior to the start of the 2012-13 season as a Community Relations Consultant. McCarty spent the 2010-11 season as an assistant coach with the Indiana Pacers after spending the previous three seasons as an assistant coach at the University of Louisville.

McCarty is a native of Evansville, Ind., and was an Indiana All-Star. He played collegiately at the University of Kentucky, where he was part of the Wildcats' NCAA championship team in 1996. A first-round pick of the New York Knicks (19th overall) in 1996, McCarty played for the Knicks, Boston Celtics, Phoenix Suns and Los Angeles Clippers before retiring after 10 seasons in the NBA and joining Coach Rick Pitino's staff.

While with the Celtics, McCarty was very active in the team's community outreach program, earning NBA Hometown Hero of the Month honors in 2001. In 2002, McCarty founded the I Love Music Foundation to promote the positive aspects of music and to support the growth of music for youth in the greater Boston area as well as Evansville.

McCarty earned a B.A. in communications at Kentucky in 1996. He and his wife Erin have two daughters, Gabrielle and Sasha.


**MICAH SHREWSBERRY • Assistant Coach**

Micah Shrewsberry enters his second season as an assistant coach with the Boston Celtics. He was named to the position on August 21, 2013.

A former college point guard, Shrewsberry joins the Celtics after spending two seasons with Purdue University as an assistant coach. Shrewsberry joined Purdue after a four-year spell at Butler University under current Celtics Head Coach Brad Stevens. At Butler, Shrewsberry was an assistant coach from 2008-10 and was the coordinator of basketball operations for Butler during the 2007-08 season.

A graduate of Cathedral High School, Shrewsberry began his coaching career in 1999 as a graduate assistant at the University of Indianapolis. After stints as an assistant coach at Wabash College (2000-01) and DePauw University (2001-03), he spent the 2003-04 and 2004-05 season as the director of basketball operations at Marshall University. He also served as the head coach for IU-South Bend during the 2005-06 and 2006-07 seasons.

Shrewsberry earned a B.A. from Hanover in 1999 and a Master's degree in sports management from Indiana State in 2003. He and his wife Molly have four children, Braeden, Nicholas, Caitlin and Grace.

**JAMIE YOUNG • Assistant Coach**

Jamie Young begins his 14th season with the Boston Celtics and his fourth season as an assistant coach after previously serving four seasons as Advanced Scout.

Prior to the 2007-08 season, Young served as the team's video coordinator. In this role he was responsible for all the video breakdowns of the Celtic games and Celtics opponent games and distributing this information to the coaching staff.

Young graduated from Blackburn College (Carlinville, IL) in 1998 with a bachelor's degree in physical education, where he played both basketball and football. An Indiana native, Young currently resides with his wife Jaynene and their son Jamieson in Waltham MA.

**DARREN ERMAN • Assistant Coach**

Darren Erman is entering his first season with the Boston Celtics as an assistant coach and fifth overall with the organization. He joined the team following the conclusion of the 2013-14 season after he spent three seasons with the Golden State Warriors serving in the roles of assistant coach and assistant coach/player development. Before leaving for Golden State, Erman spent four seasons with the Celtics as a coaching assistant.

Prior to joining the Celtics, Erman served as an assistant coach at Brandeis University in Waltham, Massachusetts for two seasons from 2005-07. While serving as a volunteer assistant at Brandeis, he also worked closely with several players on the Celtics roster, putting the players through drills and working on individual skill development.

From 2003-05, Erman served as an assistant coach for national prep powerhouse St. Anthony High School in Jersey City, New Jersey. While at St. Anthony, he worked for Hall of Fame coach Bob Hurley, who has led the tiny high school to 24 State Championships and four National Championships during his legendary career. It was during his time in New Jersey that Erman first started working with individual NBA players.

A native of Louisville, Kentucky, Erman began his coaching career as a student coach at Emory University in Atlanta, where he graduated summa cum laude/Phi Beta Kappa in 1997. After graduating from Northwestern University Law School in 2000, he practiced law at Latham & Watkins before making the decision to pursue coaching.





### **GARY SCHMIDT** • *Advance Scout*

Gary Schmidt is entering his second season with the Boston Celtics as the team's advance scout. Schmidt joins the Celtics after spending 18 years with the Memphis Grizzlies organization whom he joined in November, 1994 prior to the team's inaugural season in Vancouver during the 1995-96 season. Schmidt was the Grizzlies Director of Pro Scouting where he served as their advance scout since 2001.

Prior to joining the Grizzlies, Schmidt was the basketball operations coordinator for the Continental Basketball Association. He also spent three years with Hoop 1 Video, the official scouting service of the NBA.

Schmidt, who also served as an assistant coach with the Canadian National Men's Basketball Team, earned a business degree from the University of Iowa before obtaining a Master's degree in Sports Administration from Western Illinois University.

During the off-season, Schmidt, a native of Readlyn, IA, enjoys playing golf.



### **KWAME GRAVES** • *Coaching Associate/Video Coordinator*

Kwame Graves is entering his sixth season with the Boston Celtics and his second as Coaching Associate/Video Coordinator. Graves has spent the previous two seasons as the team's Video Coordinator/Assistant of Basketball Development. He worked for the Celtics during the 2009-10 season as an Assistant Video Coordinator after serving as basketball operations intern during the 2008-09 season. Graves rejoined the Celtics after spending the 2010-11 season with the Cleveland Cavaliers as its Video Coordinator.

Graves graduated from Brandeis University in 2008 with a double major in American Studies and Sociology. He also played for Brandeis University's basketball team from 2004-08 and left as Brandeis' all-time career leader in assists.



**ED LACERTE • Athletic Trainer/Physical Therapist**

Ed Lacerte begins his 28th season with the Boston Celtics, making him the longest-serving athletic trainer in the history of the club.

Lacerte is a registered Physical Therapist, certified and licensed Athletic Trainer, Certified Strength & Conditioning Specialist. In 1993, he became Board Certified as a Sports Clinical Specialist by the American Physical Therapist Association. Along with his athletic training duties and physical therapy duties, he used this vast background to serve as the Celtics' Strength and Conditioning Coach for eight seasons.

In 1993, the National Basketball Athletic Trainers Association, in a vote of his peers, selected Lacerte as the 12th annual recipient of the "NBA Athletic Trainer of the Year". He also was named the NBA Athletic Trainer of the Year after the 2011-12 season. Other remarkable honors bestowed on Lacerte include being the athletic trainer to the "Dream Team," the unforgettable 1992 gold medal-winning US Olympic Basketball Team, and athletic trainer and member of the local organizing committee for the U.S. Olympic Gymnastic Trials in 1996 and 2000. Lacerte was also an athletic trainer at the World Cup in 1994. Lacerte's Olympic involvement began with the 1984 LA Summer Olympics at the Boston venue for soccer and he also was involved with drug testing for the USOC in the 1980's. Lacerte has also been a part of three Olympic Sports Festivals (North Carolina, 1987; Oklahoma City, 1989; Minneapolis, 1990) and was the athletic trainer for the 1991 Junior World Championships in Edmonton, Alberta.

A native of Lowell, Massachusetts, Lacerte collected his undergraduate degree in Physical Therapy as well as his Master's Degree in Education from the Boston University.

Lacerte was head athletic trainer for the Boston University hockey and football teams from 1982 through 1985. He was employed in a physical therapy clinic and was an athletic trainer on the interscholastic level for the next two years before his selection by the Celtics in August 1987.

Lacerte is an associate of the APTA, the National Athletic Trainers Association, and the National Strength and Conditioning Association. He serves as the Treasurer of the NBATA, a post he has held for the past 24 years. Lacerte also maintains a physical therapy clinic, Pro Sports Therapy, at Boston's practice facility, HealthPoint in Waltham and has a location in Westford.

He also is one of five NBA head athletic trainers who contributed to a HarperCollins Publishers book titled, "NBA Workout Training Guide", which was published in January, 1999.

In July, 2009, Lacerte was recognized by the National Basketball Athletic Trainers Association with the Ed Lacerte Service Award. The award was named in his honor for his contributions and exceptional service and assistance to the NBATA. The honor is given to a member of the NBATA every two years by the outgoing chairman.

Ed and his wife, Maureen, have five children: Devin, Taylor, Arianna, Graham and Thea. The family lives in Westford, MA.

**BRYAN D. DOO • Strength & Conditioning Coach**

Bryan Doo is entering his 12th season as the Head Strength and Conditioning Coach for the Boston Celtics. He was named to the position on August 3, 2003.

Prior to joining the Celtics, Doo founded Optimal Fitness: Professionals in Health and Human Performance in Waltham, MA, which specializes in home personal training, speed and agility camps for high school and collegiate athletes, post physical therapy and site management of corporate fitness facilities.

Doo has consulted and trained various NHL, EPL, Olympic and elite athletes. He also served as the Wellness Director at the Harvard Business School from 1998-2001, and a coach at Harvard University. Doo is a frequent and eloquent speaker regarding sports and athletic development, injury prevention and team training at local and national conferences. He also is a regular lecturer at Brown University as part of the Exercise Physiology/Biomechanics course. Doo also works as a consultant for New Balance in its design, production and research departments.

Doo is also Co-owner of V02 Breathe, LLC, a metabolic fitness company pairing precise physiological data with professional training. The company focuses on getting athletes biologically fit.

Doo earned his bachelor's degree in Sports and Exercise Science in 1995 from Messiah College in Pennsylvania, while also minoring in Business. He holds his Master's degree in Exercise Science and Health Promotion from California University of Pennsylvania. He is a Certified Strength and Conditioning Specialist (CSCS) from the National Strength and Conditioning Association, the National Academy of Sports Medicine and American College of Sports Medicine.

He currently resides in Lincoln, MA with his wife Brianna, daughters Mikayla Jade, Kailani Grace, and Alana Joy, his dog Bella and cat Ichiro.





### **DR. BRIAN McKEON** • Team Physician

Brian P. McKeon, M.D. is entering his 15th season with the Boston Celtics. He served as Assistant Team Physician for six years before assuming the role of Chief Medical Officer and Head Team Physician in 2005.

McKeon graduated Cum Laude from the University of Connecticut with a BS in Biology. He received his medical degree from Georgetown University's School of Medicine, where he was inducted into the Alpha Omega Alpha (AOA) Honor Medical Society. He completed his residency and internship training

through the University of Connecticut's Integrated Residency Program and a Sports Medicine Fellowship at New England Baptist Hospital in Boston. He is an Assistant Clinical Professor of Orthopedics at the Tufts University School of Medicine and a Sports Medicine Fellowship Instructor at New England Baptist Hospital.

An internationally published author and presenter, McKeon is affiliated with a number of professional societies including the American Orthopedic Society of Sports Medicine and the Professional Team Physician's Society. His primary area of research interest is in articular cartilage and he is currently participating in several clinical trials and funded research studies in that area.



### **FRANK BURKE** • Director of Basketball Operations

Frank Burke enters his 16th season with the Celtics. A former intern, Burke joined the team full-time as a Marketing Assistant for one season prior to moving to Basketball Operations. Burke served as a Basketball Operations Assistant and as Team Player Programs Director before taking on his current role. As Director of Basketball Administration, Burke is involved in the day-to-day operations of the team and assists General Manager Danny Ainge in all facets of basketball operations.

Burke is a native of Arlington, MA and a graduate of Tufts University where he played football and majored in English. He and his wife Tracey have a son, Jackson, and two daughters, Bailey and Sadie.

**JOJO WHITE** • Director of Special Projects

JoJo White, a standout player on two Boston World Championship teams, was hired by the Celtics as Director of Special Projects in May, 2000. In his role with the Celtics, White has a wide range of responsibilities within the marketing and community relations departments.

White spent the first 10 years of his 12-year playing career with Boston. He finished his career with the Celtics averaging 18.3 points per game, leading the team in scoring once and in assists four times. He played key roles in Boston's run to both the 1973-74 and 1975-76 world titles, finishing with a 21.5 career playoff scoring average. He played 60 minutes in the Celtics historic game five triple-overtime win over the Phoenix Suns on the Boston Garden's parquet floor in the 1976 NBA Finals, and was later named the series Most Valuable Player.

White's streak of 488 consecutive games played remains a franchise record. A seven-time All-Star, White's number 10 jersey was retired by the Celtics in a ceremony at the Boston Garden on April 9, 1982.

**DAVE COWENS** • Consultant

Dave Cowens began working with the Celtics as a Consultant prior to the start of the 2010-11 season. Cowens comes to the Celtics after spending three seasons with the Detroit Pistons as an Assistant Coach. Prior to joining the Pistons he served as head coach and general manager for the expansion Chicago Sky in the WNBA in 2006.

Originally selected by the Boston Celtics in the first round of the 1970 NBA Draft (fourth overall), Cowens enjoyed a prolific 11-year NBA career, including 10 with the Celtics. The 6'9" center, who earned a reputation as a blue-collar player who outworked his opponents with hustle and desire, became the 14th player in Celtics franchise history to have his jersey (#18) retired on February 8, 1981. He earned NBA Co-Rookie of the Year honors in 1970-71 (along with Portland's Geoff Petrie) and the league's Most Valuable Player award in 1972-73, when he averaged career-high figures in both scoring (20.5) and rebounding (16.2).

A member of the NBA's 50 Greatest Players of All-Time, Cowens was a member of two NBA Championship teams with the Celtics (1974-76), earned All-NBA Second Team honors three times (1973, 1975, 1976), NBA All-Defensive First Team honors once (1976), NBA All-Defensive Second Team honors twice (1975, 1980) and ranked among the league's top 10 rebounders seven times. Furthermore, he was a member of the Eastern Conference All-Star team on six occasions, highlighted by the 1973 classic in Chicago, when he earned MVP honors.

A Kentucky native, Cowens attended Florida State University, where he still holds the single-game record for rebounds in a game (31). He and his wife, Deby, have two daughters, Meghan and Samantha.

**DANA BARROS** • Community Relations Consultant

Dana Barros began working with the team as a Consultant prior to the start of the 2010-11 season. He originally joined the team prior to the 1995-96 season when he signed as an unrestricted free agent, coming to the team from the Philadelphia 76ers where he had earned the NBA's Most Improved Player Award. Barros was a member of the Celtics from 1995-2000 in which he averaged 10.1 points per game and recorded a three-point field goal percentage of .407. Barros joined the Celtics for the remainder of the 2003-04 season and appeared in one final game for the Celtics in which he scored six points in 11 minutes. Barros retired with career averages of 10.5 points, 3.3 assists and a three-point field goal percentage of .411.

Barros and his wife Veronica have two sons, Jordan and Jayson.





### **BILL REISSFELDER** • Sr. VP & Chief Financial Officer

Bill Reissfelder begins his 18th season with the Boston Celtics. He was named Chief Financial Officer in January 2003, and he previously served as Vice President and Controller since joining the organization in 1996.

Prior to joining the Celtics, Reissfelder served as the Financial Controller for Open Environment Corporation, and spent nine years at Ernst & Young, LLP, most recently as a Senior Manager in Entrepreneurial Services. He is a CPA and a graduate of Babson College.

Reissfelder and his wife Mary live in Westwood, MA with their four children: Billy, Joe, John and Kathleen.



### **SHAWN SULLIVAN** • Chief Marketing Officer

Shawn Sullivan begins his 18th season with the Boston Celtics and sixth as Chief Marketing Officer. He was named Vice President of Ticket Sales, Marketing and Service in September 2005 and he previously served as Vice President of Ticket Sales and Service since January 2003.

Sullivan is responsible for the Celtics marketing and sales campaigns as well as all customer service, season ticket holder benefit initiatives and game operations.

He was awarded the 2012 Hatch Award for "Marketer of the Year" by the Ad Club of Boston. He was honored by the Sports Business Journal as a member of the "Forty under 40" class of 2009. He was recognized by the Boston Business Journal as one of Boston's 40 under 40 in 2006.

Prior to joining the Celtics as an Account Executive in 1996, Sullivan served as a Group Sales Account Executive for the New Boston Garden Corporation. He is a graduate of Southern New Hampshire University.

Sullivan and his wife Robyn live in Scituate, MA with their two sons, Aidan and Keegan. An active youth sports coach he was awarded the Positive Coaching Alliance's Double-Goal Coach Award in 2013 for his positive impact on youth athletes.



### **TED DALTON** • Sr. VP of Corporate Partnerships & Business Development

Ted Dalton begins his 9th season with the Boston Celtics. In September of 2012, he was named Senior Vice President, Corporate Partnerships and Business Development. In his role, Dalton is responsible for partnership sales and activation, community relations and business development.

Prior to joining the Celtics as Director of Corporate Partnerships in 2005, Dalton served as Director of Business Development for 16W Marketing, a full service sports marketing firm. There he was responsible for managing their corporate sales and consulting division. Before working at 16W Marketing, Dalton held positions with SFX Sports, Integrated Sports International and Walt Disney Attractions.

In addition to his duties at the Celtics, Dalton currently serves on the Wesleyan University Athletic Advisory Council, the St. Patrick School and Church Advisory Board, the Trustee Associate Board at Boston College High School, and the Team Advisory Council for InStadium.

A graduate of Wesleyan University with degrees in Economics and Government, and the University of Massachusetts with a Masters in Sports Management, he currently resides in Wakefield, MA with his wife Jennifer and their three sons, Andrew, William and James.

**JEFF TWISS** • VP of Media Services/Alumni Relations

Jeff Twiss begins his 33rd season with the Boston Celtics. He joined the Celtics in 1981 upon receiving his Master's Degree in Sport Management from the University of Massachusetts-Amherst. Prior to his association with the Celtics and the NBA, Twiss was a teacher and a three-sport coach at Randolph (VT) Union High School. He graduated from the University of Vermont in 1977. Twiss serves as the conduit for the media with Celtics ownership, coaches, players and staff and he is the contact for former Celtics players.



Twiss was elected by his peers to serve as President of the National Basketball Public Relations Directors Association in 1987. In 1992, he received the Distinguished Alumni Award from the University of Vermont. In 1999, Twiss received the University of Massachusetts Sports Management department's Harold J. VanderZwaag Distinguished Alumni Award. In September, 2004, he was inducted into the New England Basketball Hall of Fame. In 2005, Twiss received the NBA's McHugh/Splaver "Tribute to Excellence" Award. In 2009, he received the Boston Press Photographers Association's Sports Personality Award.

Twiss and his wife, Sarah, have two children: Cameron and Lindsay.

**JAY WESSLAND** • Vice President & Chief Technical Officer

Jay Wessland begins his 24th season with the Boston Celtics. He joined the Celtics game-night staff in 1990 and has been a fixture courtside ever since. He served as Director of Technology for six years before being named Vice President in 2006. Prior to the start of the 2014-15 season he was named Chief Technical Officer. In this role, Jay is responsible for all aspects and uses of technology including those in IT, Basketball Scouting and Video and Arena/Event. He played a key role in the 2006 infrastructure and technical upgrades at the TD Garden.



In 2001, Jay was loaned to TNT for the Goodwill Games in Brisbane, Australia where Team USA, coached by former Celtics Head Coach Doc Rivers, captured the Gold Medal. Prior to joining the Celtics, Jay held various engineering and sales roles in the Boston high-tech corridor. Jay started his career at IBM in Poughkeepsie, NY. He holds a Bachelor's Degree in Electrical Engineering from Virginia Tech University.

Wessland and his wife, Marla, live in Somerville, MA along with their daughter, Sara.

# FRONT OFFICE

## FRONT OFFICE STAFF



**Kit Ackerman**  
Team  
Mascot



**Emily Austen**  
Celtics.com  
Reporter



**Brian Babineau**  
Team  
Photographer



**Steve Babineau**  
Team  
Photographer



**Brandon Bailey**  
Video  
Coordinator



**Chris Baker**  
Director of  
Corporate Partnerships Sales



**Susan Barabino**  
Executive  
Assistant



**Rob Billings**  
Risk  
Management



**John Borders**  
Community Relations  
Manager



**Cindy Brennan**  
Director of Boston Celtics  
Shamrock Foundation



**Brian Burnard**  
Sr. Manager of  
Premium Sales



**Paul Cacciatore**  
Sr. Director of  
Business Operations



**Nicholas Cacic**  
Premium Sales  
Account Executive



**Tessa Caffrey**  
Sr. Director of Corporate  
Partnerships Activation



**Todd Campbell**  
Physical  
Therapist



**Drew Cannon**  
Basketball Operations  
Analyst



**Craig Cassano**  
Sr. Account  
Executive



**Lauren Chesnolovich**  
Fan Relations  
Specialist



**Pete Chrisafideis**  
Home Equipment  
Personnel



**David Cohen**  
Premium Event  
Account Executive



**Remy Cofield**  
Basketball Operations  
Assistant



**John Connor**  
Team Travel &  
Equipment Manager



**Wendy Cooper**  
Executive  
Assistant



**Chrissy Cronin**  
Group Sales  
Account Executive



**Jacob Cruz**  
Account  
Executive

## FRONT OFFICE STAFF

## FRONT OFFICE



**Marc D'Amico**  
Digital  
Content Manager



**Jim Davis**  
Director of  
Ticket Sales



**Brian Dolan**  
Physical  
Therapist



**Meghan Donovan**  
Ticket Sales and  
Advertising Coordinator



**Jake Eastman**  
Basketball Operations  
Assistant



**Peter Fayette**  
Senior Accountant &  
Operations Manager



**Nicole Federico**  
Director of  
Business Development



**Ian Frenette**  
Vice President of Corporate  
Partnership Sales



**Steven Gadsden**  
Digital Media  
Coordinator



**Sarah Galligan**  
VIP  
Specialist



**Brittany Glenn**  
Corporate Partnerships  
Activation Coordinator



**Matt Griffin**  
VP, Strategic Marketing  
and Business Operations



**Jon Greenberg**  
Staff Accountant &  
Office Manager



**Lauren Greene**  
Sr. Coordinator, Corporate  
Partnerships Creative



**Mackenzie Henderson**  
Vice President of Ticket Sales  
& Advertising



**Dave Hoffman**  
Director of  
Community Relations



**Kara Hutchinson**  
Director of  
Strategic Marketing



**Duane Johnson**  
Director of  
Ticket Operations



**Erin Kelly**  
Fan Relations Specialist



**Kara Keena**  
Corporate Partnerships  
Activation Manager



**Kelsey Keena**  
Community Relations  
Assistant



**Taylor Kielpinski-Rogers**  
Communications  
Coordinator



**Tim Knecht**  
Information Technology  
Assistant



**Armand Lavallee**  
Assistant Strength  
& Conditioning Coach



**Carley Lenahan**  
Event Coordinator

# FRONT OFFICE

## FRONT OFFICE STAFF



**Tristan Lenhart**  
Corporate Partnerships  
Activation Manager



**Jamie Levine**  
Account Executive



**David Lewin**  
Director of Scouting & Maine  
Red Claws GM



**Patrick Lynch**  
Sr. Director of Operations  
& Accounting



**Phil Lynch**  
Director of  
Team Security



**Shannon MacGregor**  
Director of  
Fan Relations



**Colleen Mack**  
Fan Relations  
Specialist




**Andrew Mannix**  
Facilities Manager & Asst.  
Equipment Manager



**Alexander Manta**  
Fan Relations Specialist



**Steve Markos**  
Director of  
Corporate Partnerships Sales



**Timothy McDonald**  
Ticket Operations  
Coordinator



**Brendan Mitchell**  
Account  
Executive



**Morgan Munson**  
Group Sales  
Account Executive



**Ben Nickerson**  
Sr. Coordinator  
Sales Operations



**Kathleen Nimmo-Lynch**  
Team Services  
Manager



**Ronald Nored, Jr**  
Director of  
Player Development



**Francis O'Bryant**  
Operations  
Liaison



**Brian Olive**  
Media Services  
Manager



**Marina Ortega**  
Dance Team  
Director



**Jillian Paine**  
Inside Sales  
Manager



**Justin Peterson**  
Digital  
Videographer



**John Picard**  
Digital  
Videographer



**Katie Punda**  
Strategic Marketing  
Coordinator



**William Ramos**  
Sr. Coordinator of  
Digital Development



**Frank Randall**  
Locker Room  
Attendant



**Tim Rath**  
Vice President and  
Controller



**Barbara Reed**  
Sr. Director of Human  
Resources & Investor Services



**Matt Reynolds**  
Basketball Statistics  
Analyst



**Jonathan Robinson**  
Group Sales  
Account Executive



**Marc Rogers**  
Group Sales  
Account Executive



**Siobhan Sherbovich**  
Director of Corporate  
Partnerships Sales



**Andrew Sherwin**  
Ticket Operations  
Manager



**Vladimir Shulman**  
Massage  
Therapist



**Keith Sliney**  
Creative  
Director



**Luigi Sorbara**  
Basketball Statistics  
Analyst



**Jake Spiak**  
Corporate Partnerships  
Sales Coordinator



**Peter Stringer**  
Sr. Director of  
Digital Media



**David Sparks**  
Director of  
Basketball Analytics



**Sean Sullivan**  
Sr. Director of  
Event Presentation



**Sam Taub**  
Community Relations  
Senior Coordinator



**Gina Tauro**  
Corporate Partnerships  
Activation Assistant



**Stephen Thiel**  
Corporate Partnerships  
Activation Coordinator



**Patrick Walcek**  
Account  
Executive



**Heather Walker**  
Sr. Director of  
Public Relations



**Jake Wendling**  
Game Presentation  
Manager



**Ariann Williams**  
Boston Celtics Shamrock  
Foundation Assistant



**Vered Yakovee**  
Associate  
Team Counsel



# PLAYERS

## 2014-15 ROSTER

| NO. | PLAYER          | POS | HT   | WT  | DOB      | PRIOR TO NBA/HOME COUNTRY | YRS |
|-----|-----------------|-----|------|-----|----------|---------------------------|-----|
| 50  | Joel Anthony    | C   | 6-9  | 243 | 08/09/82 | UNLV/Canada               | 7   |
| 30  | Brandon Bass    | F   | 6-8  | 250 | 04/30/85 | Louisiana State/USA       | 9   |
| 0   | Avery Bradley   | G   | 6-2  | 195 | 11/26/90 | Texas/USA                 | 4   |
| 38  | Vitor Faverani  | C   | 6-11 | 260 | 05/05/88 | Valencia Basket/Brazil    | 1   |
| 8   | Jeff Green      | F   | 6-9  | 235 | 08/28/86 | Georgetown/USA            | 6   |
| 42  | Erik Murphy     | F   | 6-10 | 230 | 10/26/90 | Florida/France            | 1   |
| 41  | Kelly Olynyk    | F   | 7-0  | 238 | 04/19/91 | Gonzaga/Canada            | 1   |
| 12  | Dwight Powell   | F   | 6-11 | 240 | 07/20/91 | Stanford/Canada           | R   |
| 26  | Phil Pressey    | G   | 5-11 | 175 | 02/17/91 | Missouri/USA              | 1   |
| 9   | Rajon Rondo     | G   | 6-1  | 186 | 02/22/86 | Kentucky/USA              | 8   |
| 36  | Marcus Smart    | G   | 6-4  | 220 | 03/06/94 | Oklahoma State/USA        | R   |
| 7   | Jared Sullinger | F   | 6-9  | 260 | 03/04/92 | Ohio State/USA            | 2   |
| 4   | Marcus Thornton | G   | 6-4  | 205 | 06/05/87 | Louisiana State/USA       | 5   |
| 11  | Evan Turner     | G/F | 6-7  | 205 | 10/27/88 | Ohio State/USA            | 4   |
| 45  | Gerald Wallace  | F   | 6-7  | 220 | 07/23/82 | Alabama/USA               | 13  |
| 13  | James Young     | G/F | 6-6  | 215 | 08/16/95 | Kentucky/USA              | R   |
| 44  | Tyler Zeller    | C/F | 7-0  | 250 | 01/17/90 | North Carolina/USA        | 2   |

## HEAD COACH

Brad Stevens (DePauw)

## ASSISTANT COACHES

Jay Larranaga (Bowling Green)

Walter McCarty (Kentucky)

Micah Shrewsberry (Hanover)

Jamie Young (Blackburn College)

Darren Erman (Emory (GA))



**POSITION** Center

**HEIGHT** 6-9

**WEIGHT** 245

**BIRTHDATE** 08/09/82

**BIRTHPLACE** Montreal, Quebec, Canada

**HIGH SCHOOL** Dawson Prep (Montreal, PQ)

**COLLEGE** UNLV

**YEARS** Starting 8th

**DRAFTED** Undrafted

# JOEL ANTHONY #50

## CAREER STATISTICS

### NBA REGULAR SEASON RECORD

| YEAR TEAM     | G-GS           | MIN         | FGM-FGA        | PCT         | FG3-FG3A   | PCT        | FT-FTA         | PCT         | OFF-DEF-TOT         | AST       | PF-DQ        | STL        | TO         | BS         | PTS        | AVG        |
|---------------|----------------|-------------|----------------|-------------|------------|------------|----------------|-------------|---------------------|-----------|--------------|------------|------------|------------|------------|------------|
| 07-08 Miami   | 24-1           | 498         | 28-60          | .467        | 0-0        | ---        | 29-49          | .592        | 38-55-93            | 3         | 55-1         | 9          | 17         | 31         | 85         | 3.5        |
| 08-09 Miami   | 65-25          | 1048        | 57-118         | .483        | 0-0        | ---        | 30-46          | .652        | 89-108-197          | 27        | 139-0        | 20         | 41         | 93         | 144        | 2.2        |
| 09-10 Miami   | 80-16          | 1322        | 76-159         | .478        | 0-0        | ---        | 66-92          | .717        | 123-126-249         | 12        | 158-1        | 20         | 45         | 109        | 218        | 2.7        |
| 10-11 Miami   | 75-11          | 1463        | 53-99          | .535        | 0-0        | ---        | 47-73          | .644        | 104-162-266         | 24        | 194-1        | 10         | 36         | 93         | 153        | 2.0        |
| 11-12 Miami   | 64-51          | 1349        | 85-152         | .559        | 0-0        | ---        | 49-71          | .690        | 100-150-250         | 9         | 126-0        | 36         | 45         | 84         | 219        | 3.4        |
| 12-13 Miami   | 62-3           | 566         | 35-68          | .515        | 0-0        | ---        | 17-28          | .607        | 45-70-115           | 13        | 49-0         | 13         | 22         | 42         | 87         | 1.4        |
| 13-14 MIA/BOS | 33-0           | 186         | 12-32          | .375        | 0-0        | ---        | 4-8            | .500        | 15-23-38            | 2         | 17-0         | 3          | 3          | 12         | 28         | 0.8        |
| <b>TOTALS</b> | <b>403-110</b> | <b>6434</b> | <b>346-688</b> | <b>.503</b> | <b>0-0</b> | <b>---</b> | <b>242-367</b> | <b>.659</b> | <b>514-694-1208</b> | <b>90</b> | <b>738-3</b> | <b>111</b> | <b>209</b> | <b>464</b> | <b>934</b> | <b>2.3</b> |

### NBA PLAYOFF RECORD

| YEAR TEAM     | G-GS         | MIN         | FGM-FGA       | PCT         | FG3-FG3A   | PCT        | FT-FTA       | PCT         | OFF-DEF-TOT       | AST       | PF-DQ        | STL       | TO        | BS        | PTS        | AVG        |
|---------------|--------------|-------------|---------------|-------------|------------|------------|--------------|-------------|-------------------|-----------|--------------|-----------|-----------|-----------|------------|------------|
| 08-09 Miami   | 6-2          | 88          | 4-5           | .800        | 0-0        | ---        | 2-2          | 1.000       | 9-10-19           | 2         | 9-0          | 0         | 1         | 7         | 10         | 1.7        |
| 09-10 Miami   | 5-0          | 79          | 5-7           | .714        | 0-0        | ---        | 3-4          | .750        | 6-3-9             | 1         | 9-0          | 2         | 1         | 5         | 13         | 2.6        |
| 10-11 Miami   | 21-13        | 575         | 18-49         | .367        | 0-0        | ---        | 22-31        | .710        | 35-62-97          | 10        | 54-0         | 8         | 13        | 38        | 58         | 2.8        |
| 11-12 Miami   | 17-1         | 329         | 17-29         | .586        | 0-0        | ---        | 20-25        | .800        | 22-33-55          | 2         | 41-0         | 5         | 8         | 16        | 54         | 3.2        |
| 12-13 Miami   | 14-0         | 71          | 3-10          | .300        | 0-0        | ---        | 0-0          | ---         | 10-11-21          | 0         | 13-0         | 2         | 3         | 4         | 6          | 0.4        |
| <b>TOTALS</b> | <b>63-16</b> | <b>1142</b> | <b>47-100</b> | <b>.470</b> | <b>0-0</b> | <b>---</b> | <b>47-62</b> | <b>.758</b> | <b>82-119-201</b> | <b>15</b> | <b>126-0</b> | <b>17</b> | <b>26</b> | <b>70</b> | <b>141</b> | <b>2.2</b> |

## CAREER HIGHS

### CAREER REGULAR SEASON SINGLE-GAME HIGHS

|                         |   |
|-------------------------|---|
| Minutes                 | 43, 01/18/11, Atlanta at Miami                |
| Field Goals             | 6, 03/28/10, Toronto at Miami                 |
| Field Goal Attempts     | 9, 01/21/12, Philadelphia at Miami            |
| Three-Point Field Goals | None  |
| Three-Point Attempts    | None  |
| Free Throws             | 7, 03/24/08, Milwaukee at Miami               |
| Free Throws Attempts    | 8, 12/15/10, Cleveland at Miami (Three Times) |
| Offensive Rebounds      | 8, 01/18/11, Atlanta at Miami                 |
| Defensive Rebounds      | 10, 04/02/08, New Orleans at Miami            |
| Rebounds                | 16, 01/18/11, Atlanta at Miami                |
| Assists                 | 3, 01/22/11, Toronto at Miami                 |
| Steals                  | 3, 03/13/12, Miami at Orlando (Five Times)    |
| Turnovers               | 3, 12/22/12, Utah at Miami (Eight Times)      |
| Blocks                  | 6, 03/31/08, Miami at Indiana                 |
| Points                  | 13, 03/28/10, Toronto at Miami                |

### CAREER POSTSEASON SINGLE-GAME HIGHS

|                         |   |
|-------------------------|---|
| Minutes                 | 39, 04/27/11, Philadelphia at Miami         |
| Field Goals             | 6, 05/07/11, Miami at Boston                |
| Field Goal Attempts     | 7, 05/07/11, Miami at Boston                |
| Three-Point Field Goals | None  |
| Three-Point Attempts    | None  |
| Free Throws             | 6, 05/17/12, Miami at Indiana               |
| Free Throws Attempts    | 6, 05/17/12, Miami at Indiana               |
| Offensive Rebounds      | 5, 06/01/13, Miami at Indiana (Four Times)  |
| Defensive Rebounds      | 7, 05/07/11, Miami at Boston                |
| Rebounds                | 11, 05/07/11, Miami at Boston               |
| Assists                 | 2, 05/22/11, Chicago at Miami               |
| Steals                  | 2, 05/15/12, Indiana at Miami (Three Times) |
| Turnovers               | 2, 05/08/13, Chicago at Miami (Five Times)  |
| Blocks                  | 5, 05/22/11, Chicago at Miami               |
| Points                  | 12, 05/07/11, Miami at Boston               |

**2013-14 SEASON:** Averaged 0.8 points and 1.2 rebounds in 5.6 minutes per game split between the Celtics and the Heat... Acquired from the Heat in a three-team trade that also involved Golden State in which the C's acquired a future conditional first round pick from Philadelphia, a 2016 second round pick from Miami, cash considerations and Anthony...Anthony appeared in 12 games for the Heat at the time of the trade and totaled six points, seven rebounds and four blocks in 37 minutes...Appeared in 21 games for the Celtics and averaged 1.0 point and 1.5 rebounds in 7.1 minutes per game...Made his Celtic debut against his former team in Miami on Jan. 21 and recorded two points, three rebounds and a block in 7:09...Recorded a season-high four points to go along with two rebounds against Atlanta on Feb. 26...Set a new season-high with five points against Washington on Apr. 16...Led the Celtics in blocks in five games.

**PROFESSIONAL CAREER: 2012-13:** Saw action in 62 games for the HEAT (three starts) and averaged 1.4 points (.515 FG%, .607 FT%), 1.9 rebounds, 0.68 blocks and 9.1 minutes...missed the season opener against Boston on Oct. 30 with a strained left hamstring and was a DNP-CD on 19 occasions...topped the HEAT in blocks 13 times and in steals on three occasions...scored in double figures once...

**PLAYOFFS:** Came off the bench in all 14 games in which he appeared for the NBA Champion HEAT and averaged 0.4 points (.300 FG%, .000 FT%), 1.5 rebounds and 5.1 minutes...did not miss any games due to injury but was a DNP-CD on nine occasions...topped the HEAT in rebounds and blocks once each...led the HEAT reserves in rebounds twice and steals, blocks and minutes once each...appeared in three games in the Opening Round vs. Milwaukee and totaled two points and two rebounds in six minutes...saw action twice in the Eastern Conference Semifinals vs. Chicago and tallied three rebounds, one block and one steal in 11 minutes...appeared in five games in the Eastern Conference Finals vs. Indiana and totaled two points, nine rebounds, three blocks and a steal in 39 minutes...grabbed a team-high eight rebounds in Game 6 at Indiana on June 1...appeared in four games in the NBA Finals vs. San Antonio and totaled two points and seven rebounds in 15 minutes...

**2011-12:** Appeared in 64 games for the HEAT (51 starts) and averaged 3.4 points (.559 FG%, .690 FT%), 3.9 rebounds, 1.31 blocks and 21.1 minutes...missed one game (Mar. 20) due to a sprained left ankle and was a DNP-CD once...ranked tied for 21st in the NBA in total blocks and 23rd in blocks per game...led the HEAT in total blocks and blocks per game and ranked second in offensive rebounds...topped the HEAT in blocks in 28 games and in steals on three occasions...was Miami's leading scorer off the bench twice and also led the HEAT reserves in blocks seven times, in steals on four occasions, in rebounds three times and in minutes twice...set single-season career highs in starts, field goals made, field goal percentage and steals...blocked at least one shot in a career-high 11 consecutive games from Mar. 4-26...scored in double figures twice...

**PLAYOFFS:** Saw action in 17 games (one start) for the NBA Champion HEAT and averaged 3.2 points (.586 FG%, .800 FT%), 3.2 rebounds, 0.94 blocks and 19.4 minutes...did not miss any games due to injury but was a DNP-CD on six occasions...was tied for second on the HEAT in blocked shots...led the HEAT in blocks six times...led the Miami reserves in scoring three times, in rebounds and blocks seven times each and in minutes on five occasions...scored in double figures once...came off the bench in all five games in the Opening Round vs. New York and averaged 1.6 points (.500 FG%, 1.000 FT%), 3.4 rebounds and 17.0 minutes...appeared off the bench in all six games in the Eastern Conference Semifinals series vs. Indiana and averaged 5.8 points (.600 FG%, .846 FT%), 4.3 rebounds, 2.00 blocks and 28.7 minutes...led the HEAT in blocks in the Indiana series and was tied for second in offensive rebounds...recorded postseason career highs in free throws made (6) and attempted (6) and scored a 2012 postseason-high 10 points in Game 3 at Indiana on May 17...saw action in five of the seven Eastern Conference Finals games vs. Boston (one start) and averaged 2.2 points (.600 FG%, .625 FT%), 2.4 rebounds, and 13.8 minutes...made his lone 2012 postseason start in Game 4 at Boston on June 3...made his lone Finals appearance in Game 1 at Oklahoma City on June 12 and was scoreless in 2:06 of action...

**2010-11:** Appeared in 75 games for Miami (11 starts) and averaged 2.0 points (.535 FG%, .644 FT%), 3.5 rebounds, a team-leading 1.24 blocks and 19.5 minutes...was a DNP-CD on seven occasions...ranked 21st in the NBA in blocks per game and 22nd in total blocks...recorded single-season career highs in minutes played, defensive rebounds and total rebounds...led Miami in blocks...topped the HEAT in blocks 25 times, in rebounds on four occasions, in steals twice and minutes once...grabbed double-figure rebounds on four occasions...had 25 multi-block games...recorded career highs in offensive rebounds (8), total rebounds (16) and minutes played (43:12) vs. Atlanta on Jan. 18...

**PLAYOFFS:** Appeared in all 21 games for the HEAT (13 starts) and averaged 2.8 points (.367 FG%, .710 FT%), 4.6 rebounds, a team-leading 1.81 blocks and 27.4 minutes...led the HEAT in blocks a team-high 11 times and in rebounds once...scored in double figures once, grabbed double-figure rebounds once and had one double-double...came off the bench in all five games in the Opening Round vs. Philadelphia and averaged 3.4 points (.214 FG%, .786 FT%), 5.2 rebounds, 1.40 blocks and 31.0 minutes...made two starts in the five-game Eastern Conference Semifinals series vs. Boston and averaged 5.0 points (.600 FG%, .875 FT%), 6.2 rebounds, 1.80 blocks and 31.4 minutes...recorded his lone postseason double-double with postseason career highs in points (12) and rebounds (11) in Game 3 at Boston on May 7...started all five games in the Eastern Conference Finals series vs. Chicago and averaged 1.6 points (.333 FG%, .444 FT%), 3.8 rebounds, 3.00 blocks and 27.8 minutes...started all six games in the NBA Finals vs. Dallas and averaged 1.3 points (.286 FG%, .000 FT%), 3.5 rebounds, 1.17 blocks and 20.5 minutes...

**2009-10:** Started 16 of the 80 games in which he saw action with the HEAT and averaged 2.7 points (.478 FG%, .717 FT%), 3.1 rebounds, 1.36 blocks and 16.5 minutes...was a DNP-CD on two occasions (Dec. 4 at the L.A. Lakers and Mar. 10 vs. the L.A. Clippers)...ranked tied for 15th in the NBA in total blocks and 18th in blocks per game...recorded single-season career highs in games played, points, field goals attempted, free throws made and attempted, offensive rebounds and blocks...led the HEAT in games played, total blocks and blocks per game and tied for third in offensive rebounds...topped the HEAT in blocks on 30 occasions, in steals four times and in rebounds once...scored in double figures once and grabbed double-figure rebounds once...tallied career highs in points (13) and field goals made (6) against Toronto on Mar. 28...had 32 multi-block games...

**PLAYOFFS:** Came off the bench in all five of Miami's Opening Round games vs. Boston and averaged 2.6 points (.714 FG%, .750 FT%), 1.8 rebounds, 1.00 blocks and 15.8 minutes...led the team in blocks twice...**2008-09:** Started 28 of the 65 games in which he appeared for the HEAT and averaged 2.2 points (.483 FG%, .652 FT%), 3.0 rebounds, 1.43 blocks and 16.1 minutes...was a healthy scratch on the inactive list six times and a DNP-CD on 11 occasions...ranked second on the team in both total blocks and in blocks per game...led the HEAT in blocks 26 times, in rebounds in five contests, in minutes twice and in steals once...scored in double figures once and grabbed double-figure rebounds once...posted one double-double...recorded his first career double-double with season highs in both points (12) and rebounds (13) at Memphis on Dec. 14...had 27 multi-block games...**PLAYOFFS:** Appeared in six games (two starts) for the HEAT in

## **JOEL ANTHONY** *continued from previous page.*

the Opening Round series vs. Atlanta and averaged 1.7 points (.800 FG%, 1.000 FT%), 3.2 rebounds, 1.17 blocks and 14.7 minutes...was a DNP-CD once (Game 2 at Atlanta on Apr. 22)...led the HEAT in blocks three times...made his first NBA postseason start in Game 6 vs. Atlanta (May 1) and tallied six points, eight rebounds and three blocks in 35:12 minutes...made his NBA postseason debut in Game 1 at Atlanta (Apr. 19) and was scoreless with four rebounds and two blocks in 18:45 minutes...**2007-08**: Appeared in 24 games (one start) for the HEAT and averaged 3.5 points (.467 FG%, .592 FT%), 3.9 rebounds, 1.29 blocks and 20.8 minutes...missed a total of six games due to injury, was a DNP-CD on 19 occasions, missed five games while on assignment to the Iowa Energy of the NBA D-League (Feb. 28-Mar. 7) and was a healthy scratch on the inactive list on 28 occasions...missed three games with a right quad strain (Jan. 24, Jan. 29 and Feb. 12) and three games (Feb. 4-7) with the flu...ranked fourth among all rookies in the NBA in blocks per game...led the HEAT in blocks on 10 occasions, in rebounds five times and in steals twice...scored in double figures twice and grabbed double-figure rebounds on two occasions...tied the HEAT rookie record for blocks in a game with a career-high six at Indiana on Mar. 31 and also had a career-high three steals...his six blocks at Indiana on Mar. 31 set a Miami franchise record for most blocks in a game for a HEAT non-starter...grabbed a career-high 10 defensive rebounds vs. New Orleans on Apr. 2...had seven multi-block games...made his first career start vs. Washington on Mar. 21 and tallied eight points and three rebounds in 25:54 minutes...made his NBA debut vs. Charlotte on Nov. 27...started all three games for Iowa while on assignment and averaged 8.0 points, 6.7 rebounds, 4.00 blocks and 24.3 minutes.

**COLLEGE CAREER:** Played two seasons at UNLV after beginning his collegiate career at Pensacola Junior College (Pensacola, FL)...in 68 games at UNLV he averaged 3.7 points (.573 FG%, .561 FT%), 3.5 rebounds, and 2.31 blocks...finished second in UNLV history with 157 career blocks...was named the 2007 UNLV Sportsman of the Year...appeared in 37 games (six starts) as a senior during the 2006-07 season and averaged 5.2 points (.597 FG%, .604 FT%), 4.1 rebounds and 2.95 blocks...was named the 2006-07 Mountain West Conference Defensive Player of the Year...led the MWC and ranked 11th in the country in blocks per game...set the MWC record for blocks in a game with 13 vs. TCU on Feb. 6, 2007...his 109 blocks as a senior rank second on the UNLV single-season list...averaged a league-leading 3.63 blocks in conference games...earned MWC Co-Player of the Week honors in February...despite sitting out the 2005-06 season as a redshirt, he received the team's Most Inspirational Player Award as voted on by his teammates...saw action in 31 games (three starts) as a junior for the 'Runnin' Rebels in 2004-05 and averaged 1.9 points (.500 FG%, .483 FT%), 2.7 rebounds and 1.55 blocks...led UNLV and finished fourth in the MVC in blocked shots...earned First Team All-Conference honors at Pensacola Junior College in 2003-04 after averaging 9.0 points, 7.0 rebounds and 3.5 blocks.

**HOW ACQUIRED:** Acquired from Miami along with a future conditional Philadelphia first round pick, a 2016 Miami second round pick and cash considerations as part of a three-team trade that saw Golden State acquire Jordan Crawford and MarShon Brooks and Miami acquire Toney Douglas on January 15, 2014.

**PERSONAL:** Full name is Joel Vincent Anthony...first name is pronounced Jo-elle...is the son of Ernie Anthony...nickname is "Doc"...has one sister (Sherlette Pryce)...lists his mother as the person that made a difference in his life because she has been an inspiration to him...graduated from UNLV in December 2006 with a degree in university studies with a concentration in sociology and physical education...was originally selected to join the Canadian Senior National Team in the summer of 2006 and has also been a member of the team the past six summers (2008-13)...in his free time he enjoys reading...his favorite sports other than basketball include soccer and football...enjoys reggae, hip-hop and R&B music...wears size 17 sneakers.





**POSITION** Forward

**HEIGHT** 6-8

**WEIGHT** 250

**BIRTHDATE** 04/30/85

**BIRTHPLACE** Baton Rouge, LA

**HIGH SCHOOL** Capitol HS (Baton Rouge, LA)

**COLLEGE** Louisiana State

**YEARS** Starting 10th

**DRAFTED** New Orleans Hornets, Second Round, 33rd overall pick, 2005 NBA Draft

# BRANDON BASS #30

## CAREER STATISTICS

### NBA REGULAR SEASON RECORD

| YEAR TEAM      | G-GS           | MIN          | FGM-FGA          | PCT         | FG3-FG3A    | PCT         | FT-FTA           | PCT         | OFF-DEF-TOT          | AST        | PF-DQ         | STL        | TO         | BS         | PTS         | AVG        |
|----------------|----------------|--------------|------------------|-------------|-------------|-------------|------------------|-------------|----------------------|------------|---------------|------------|------------|------------|-------------|------------|
| 05-06 New Orl. | 29-1           | 268          | 28-70            | .400        | 0-0         | ---         | 12-19            | .632        | 18-50-68             | 3          | 18-0          | 3          | 11         | 7          | 68          | 2.3        |
| 06-07 New Orl. | 21-1           | 162          | 15-44            | .341        | 0-1         | .000        | 12-16            | .750        | 13-30-43             | 3          | 16-0          | 2          | 10         | 3          | 42          | 2.0        |
| 07-08 Dallas   | 79-3           | 1556         | 246-493          | .499        | 0-4         | .000        | 162-197          | .822        | 120-227-347          | 58         | 150-0         | 22         | 82         | 48         | 654         | 8.3        |
| 08-09 Dallas   | 81-0           | 1575         | 252-508          | .496        | 0-6         | .000        | 182-210          | .867        | 129-238-367          | 45         | 140-0         | 27         | 86         | 55         | 686         | 8.5        |
| 09-10 Orlando  | 50-3           | 648          | 119-233          | .511        | 0-0         | ---         | 52-63            | .825        | 54-73-127            | 19         | 69-0          | 12         | 31         | 27         | 290         | 5.8        |
| 10-11 Orlando  | 76-51          | 1980         | 332-645          | .515        | 0-2         | .000        | 190-233          | .815        | 134-290-424          | 57         | 159-0         | 27         | 97         | 52         | 854         | 11.2       |
| 11-12 Boston   | 59-39          | 1868         | 303-632          | .479        | 0-0         | ---         | 132-163          | .810        | 95-270-365           | 55         | 135-1         | 34         | 65         | 54         | 738         | 12.5       |
| 12-13 Boston   | 81-69          | 2239         | 286-589          | .486        | 0-2         | .000        | 129-150          | .860        | 129-296-425          | 84         | 188-1         | 44         | 80         | 64         | 701         | 8.7        |
| 13-14 Boston   | 82-73          | 2266         | 352-725          | .486        | 2-6         | .333        | 205-239          | .858        | 161-309-470          | 87         | 190-0         | 36         | 102        | 71         | 911         | 11.1       |
| <b>TOTALS</b>  | <b>558-240</b> | <b>12562</b> | <b>1933-3939</b> | <b>.491</b> | <b>2-21</b> | <b>.095</b> | <b>1076-1290</b> | <b>.834</b> | <b>853-1783-2636</b> | <b>409</b> | <b>1065-2</b> | <b>207</b> | <b>564</b> | <b>381</b> | <b>4944</b> | <b>8.9</b> |

### NBA PLAYOFF RECORD

| YEAR TEAM     | G-GS         | MIN         | FGM-FGA        | PCT         | FG3-FG3A   | PCT         | FT-FTA         | PCT         | OFF-DEF-TOT       | AST       | PF-DQ        | STL       | TO        | BS        | PTS        | AVG        |
|---------------|--------------|-------------|----------------|-------------|------------|-------------|----------------|-------------|-------------------|-----------|--------------|-----------|-----------|-----------|------------|------------|
| 07-08 Dallas  | 5-0          | 133         | 17-36          | .472        | 0-1        | .000        | 24-25          | .960        | 20-14-34          | 2         | 12-0         | 3         | 3         | 3         | 58         | 11.6       |
| 08-09 Dallas  | 10-0         | 192         | 33-60          | .550        | 0-0        | ---         | 28-31          | .903        | 13-28-41          | 7         | 22-0         | 7         | 4         | 4         | 94         | 9.4        |
| 09-10 Orlando | 7-0          | 42          | 7-13           | .538        | 0-0        | ---         | 5-6            | .833        | 2-6-8             | 1         | 2-0          | 0         | 1         | 0         | 19         | 2.7        |
| 10-11 Orlando | 6-6          | 139         | 16-38          | .421        | 0-0        | ---         | 12-13          | .923        | 12-13-25          | 2         | 7-0          | 3         | 7         | 5         | 44         | 7.3        |
| 11-12 Boston  | 20-20        | 608         | 81-175         | .463        | 0-0        | ---         | 59-64          | .922        | 26-79-105         | 15        | 50-1         | 14        | 15        | 10        | 221        | 11.1       |
| 12-13 Boston  | 6-5          | 204         | 14-29          | .483        | 0-0        | ---         | 12-15          | .800        | 8-32-40           | 7         | 17-1         | 2         | 5         | 1         | 40         | 6.7        |
| <b>TOTALS</b> | <b>54-31</b> | <b>1318</b> | <b>154-322</b> | <b>.479</b> | <b>0-1</b> | <b>.000</b> | <b>140-154</b> | <b>.909</b> | <b>81-172-253</b> | <b>34</b> | <b>110-2</b> | <b>29</b> | <b>35</b> | <b>23</b> | <b>476</b> | <b>8.8</b> |

## CAREER HIGHS

### CAREER REGULAR SEASON SINGLE-GAME HIGHS

|                         |  |
|-------------------------|--|
| Minutes                 | 43, 03/11/12, Boston at LA Lakers              |
| Field Goals             | 11, 12/03/10, Orlando at Detroit               |
| Field Goal Attempts     | 19, 04/15/12, Boston at Charlotte (Twice)      |
| Three-Point Field Goals | 1, 12/28/13, Cleveland at Boston (Twice)       |
| Three-Point Attempts    | 2, 11/23/07, Dallas at Indiana                 |
| Free Throws             | 9, 03/23/11, Orlando at New York (Three Times) |
| Free Throw Attempts     | 12, 01/08/09, New York at Dallas (Twice)       |
| Offensive Rebounds      | 7, 04/16/08, New Orleans at Dallas             |
| Defensive Rebounds      | 11, 12/11/13, LA Clippers at Boston (Twice)    |
| Total Rebounds          | 13, 11/27/13, Memphis at Boston (Four Times)   |
| Assists                 | 4, 12/28/13, Cleveland at Boston (Six Times)   |
| Steals                  | 3, 12/8/13, Boston at New York (Four Times)    |
| Turnovers               | 5, 04/05/11, Milwaukee at Orlando (Twice)      |
| Blocks                  | 4, 03/31/14, Boston at Chicago (Five Times)    |
| Points                  | 27, 12/03/10, Orlando at Detroit               |

### CAREER POSTSEASON SINGLE-GAME HIGHS

|                         |  |
|-------------------------|--|
| Minutes                 | 42, 05/03/13, New York at Boston                 |
| Field Goals             | 9, 05/21/12, Philadelphia at Boston              |
| Field Goal Attempts     | 15, 05/14/12, Philadelphia at Boston             |
| Three-Point Field Goals | None   |
| Three-Point Attempts    | 1, 04/19/08, Dallas at New Orleans               |
| Free Throws             | 12, 05/09/09, Denver at Dallas                   |
| Free Throw Attempts     | 14, 05/09/09, Denver at Dallas                   |
| Offensive Rebounds      | 6, 04/29/08, Dallas at New Orleans (Twice)       |
| Defensive Rebounds      | 7, 05/30/12, Boston at Miami                     |
| Total Rebounds          | 10, 04/23/13, Boston at New York (Three Times)   |
| Assists                 | 4, 05/26/12, Philadelphia at Boston              |
| Steals                  | 4, 06/09/12, Boston at Miami                     |
| Turnovers               | 3, 04/22/08, Dallas at New Orleans               |
| Blocks                  | 2, 05/21/12, Philadelphia at Boston (Five Times) |
| Points                  | 27, 05/21/12, Philadelphia at Boston             |

**2013-14 SEASON:** Averaged 11.1 points, 5.7 rebounds, 1.1 assists and 0.87 blocks in 27.6 minutes per game...One of two Celtics to appear in every single game...Notched a season-high 20 points against Utah on Nov. 6...Tied career-highs in blocks (4) and rebounds (13) against Memphis on Nov. 27...Recorded his first career three-pointer against Cleveland on Nov. 29...Tied a career-high with three steals at New York on Dec. 8...Recorded a double-double with 17 points and 12 rebounds to go along with two steals and two blocks against the Clippers on Dec. 11...Recorded 17 points on 6-of-8 shooting from the field and 5-of-6 from the line against Brooklyn on Jan. 26...Tied a season-high with 20 points against the LA Lakers on Feb. 21...Recorded 18 points, nine rebounds and a career-high-tying four blocks against Chicago on Mar. 31...Appeared in his 500th career game against the LA Clippers on Dec. 11...Totalled career-highs for points in a season (911), rebounds (470), offensive rebounds (161), defensive rebounds (309), assists (87), blocks (71), minutes (2266), field goals made (352) and free throws made (205)...Recorded five double-doubles...Led the Celtics in scoring in eight games, in rebounds 22 times, assists once, steals 10 times, blocks 33 times and in minutes six times...Recorded double-figures in scoring in 46 games and recorded 20 or more points twice...Ranked 14th in the NBA in free throw percentage (85.8).

**PROFESSIONAL CAREER: 2012-13:** Averaged 8.7 points, 5.2 rebounds, 1.0 assists and 0.79 blocks in 27.6 minutes per game...Netted a then season-high 16 points to go along with five rebounds against Chicago on Nov. 12...Tied a season-high with 16 points against San Antonio on Nov. 21...Notched a double-double against Orlando on Nov. 25 with 13 points and 12 boards...Recorded 12 points, eight rebounds, a season-high-tying two steals and a season-high three blocks against Minnesota on Dec. 5...Tied a career-high with four assists against the LA Clippers on Feb. 3...Tied a career-high with 13 rebounds at Oklahoma City on Mar. 10...Notched a double-double finishing with a season-high tying 16 points to go along with 11 rebounds at Dallas on Mar. 22...Notched a new season high of 22 points at Cleveland on Mar. 27...Recorded double-figures in points in 33 games and recorded 20 or more points twice...Recorded three double-doubles...Led the Celtics in scoring five times, rebounding 11 times, steals 10 times, blocks 26 times and minutes seven times...Recorded his 2,000th rebound against Chicago on Feb. 13...Recorded his 4,000th point against Miami on Apr. 12...**PLAYOFFS:** Averaged 6.7 points, 6.7 rebounds and 1.2 assists in 34.0 minutes per game...**2011-12:** Averaged a career-high 12.5 points and a career-high 6.2 rebounds in 31.7 minutes per game...In his first game as a Celtic, recorded a double-double with 20 points and 11 rebounds against New York on Dec. 25...Recorded a double-double against New Jersey on Jan. 4 with 15 points and a career-high tying 13 rebounds...Recorded his first start as a Celtic against Chicago on Jan. 13 and recorded 10 points, nine rebounds, a steal and a block in 32:41 of action...Tied a career-high with four blocks against New York on Mar. 4...Posted a season-high 22 points against Golden State on Mar. 14...Tied a season-high with 22 points at Charlotte on Apr. 15...Set a career-high with three steals against Chicago on Apr. 5...Missed a total of seven games due to a sore left knee (Feb. 5; Feb. 12 - Feb. 22)...Averaged 12.9 points, 6.2 rebounds and 1.1 blocks in his 39 starts...Recorded his 3,000th career point against Golden State on Mar. 14...Led the Celtics in rebounding 17 games, blocks 18 times and minutes 11 times...**PLAYOFFS:** Averaged 11.1 points, 5.3 rebounds and shot 92.2% from the free-throw line...Scored a playoff career-high 27 points against Philadelphia on May 21...Also posted career-highs in rebounds (10), assists (four) and minutes played (41)...**2010-11:** Averaged a career-high 11.2 points and 5.6 rebounds in 26.1 minutes per game...Made 51 starts in which he averaged 11.8 points and 5.8 rebounds per game...Shot a career-high 51.5% from the floor...Ranked 19th in the NBA in field goal percentage...Led or tied the team in scoring three times and in rebounding five times...Scored in double-figures 45 times and had 20 or more points three times...Scored a career-high 27 points against Detroit on Dec. 3...Had three double-doubles...Recorded at least one blocked shot 35 times and had two or more blocks 12 times...Pulled down his 1,000th rebound against Memphis (Nov. 15) and scored the 2,000th point of his career at Denver (12/14)...**PLAYOFFS:** Started in all six playoff games, averaging 7.3 points and 4.2 rebounds in 23.2 minutes per game...**2009-10:** Played in 50 games for Orlando, averaging 5.8 points and 2.5 rebounds in 13.0 minutes per game...Shot .511 (119-235) from the floor...Made three starts, averaging 10.0 points, 3.0 rebounds and 1.00 steal in 24.7 minutes per game during that span...Scored in double figures 11 times, including a season-high 17 points on Dec. 2 vs. New York...Grabbed a season-best nine rebounds on Mar. 13 against Washington...Recorded his 900th career NBA rebound on Mar. 3 vs. Golden State...Had at least one blocked shot 19 times, including a season-high three blocks on Dec. 16 vs. Toronto...Missed one game (Nov. 13) due to the flu...DNP-CD 31 times...**PLAYOFFS:** Appeared in seven postseason contests, averaging 2.7 points and 1.1 rebounds in 6.0 minutes per game...**2008-09:** Played in 81 games with Dallas, averaging 8.5 points and 4.5 rebounds in 19.4 minutes per game...Shot .496 (252-408) from the field and .867 (182-210) from the free-throw line...Tied for 19th in the NBA in free-throw percentage...Scored in double figures 31 times...Recorded four double-doubles...Pulled down 10+ rebounds five times, including a career-high 13 boards on Apr. 10 vs. New Orleans...Had at least one blocked shot 41 times, including a career-high four blocks on both Jan. 8 vs. New York and Feb. 25 vs. Milwaukee...**PLAYOFFS:** Appeared in 10 games averaging 9.4 points and 4.1 rebounds in 19.2 minutes per game...**2007-08:** Appeared in 79 games (one start) with Dallas, averaging 8.3 points and 4.4 rebounds in 19.7 minutes per game...Scored in double figures 34 times, including a career-high 21 points on Mar. 30 @ Golden State...Missed two games due to injury: Nov. 5 due to a sprained left ankle and Jan. 23 due to a sore right Achilles...Also DNP-CD on Dec. 28...**PLAYOFFS:** Played in five postseason outings, averaging 11.6 points and 6.8 rebounds in 26.6 minutes per game, while shooting .960 (24-25) from the free throw line...**2006-07:** Played in 21 games (three starts) with New Orleans, averaging 2.0 points and 2.0 rebounds in 7.7 minutes per game...Registered 37 DNP-CDs and spent 24 games on the Inactive List...**2005-06:** Appeared in 29 games (one start) during his rookie campaign with New Orleans, averaging 2.3 points and 2.3 rebounds in 9.2 minutes per game...Made his NBA debut on Nov. 1 vs. Sacramento, tallying two points and one rebound...Made first career start on Apr. 17 at Phoenix, recording four points and three boards...Played in one game with the Tulsa 66ers of the NBA Development League (16 pts, 5 rebs)...Had 25 DNP-CDs and was on the Inactive List for 28 games.

**COLLEGE CAREER:** Played two seasons at Louisiana State University, averaging 15.1 points, 8.2 rebounds and 1.76 blocks in 34.2 minutes per game in 59 career games...Finished career as LSU's third all-time leading shot blocker (104)...Posted 19 double-doubles and scored 20+ points 13 times...As a sophomore (2004-05), named SEC Player of the Year and earned Honorable Mention All-America honors from The Associated Press, after averaging 17.3 points, 9.1 rebounds and 1.8 blocks per game...Led the SEC in 41

**BRANDON BASS** *continued from previous page.*

field goal percentage (.567), while ranking third in scoring, second in rebounding and fourth in blocked shots...As a freshman (2003-04), averaged 12.8 points, 7.4 rebounds and 1.9 blocks per game....Led the team and was eighth in the SEC in blocked shots, while standing second on the Tigers in both scoring and rebounding.

**HOW ACQUIRED:** Acquired from Orlando in exchange for Glen Davis and Von Wafer on December 12, 2011.

**PERSONAL:** Full name is Brandon Sam Bass...Has one son, Brandon, Jr. (3)...Nickname is "BBass"... Younger brother, Chris, plays basketball at LSU...Favorite food is red beans and rice...Likes to relax by watching television...Honored by LSU as a member of the 2000's All-Decade Team as part of a celebration of 100 years of Tigers basketball in March of 2008...Dedicated new Reading and Learning Centers in the Dallas-Fort Worth area...The Brandon Bass Reach Back Foundation hosted summer camp for 40 underprivileged children in the Dallas-Fort Worth area...Raised money with every field goal made between March and April 2008 to benefit the Brandon Bass Youth Basketball Summer Camp.





**POSITION** Guard

**HEIGHT** 6-2

**WEIGHT** 180

**BIRTHDATE** 11/26/90

**BIRTHPLACE** Tacoma, WA

**HIGH SCHOOL** Findlay Prep (Henderson, NV)

**COLLEGE** Texas

**YEARS** Starting 5th

**DRAFTED** Boston Celtics, First Round,  
19th overall pick, 2010 NBA  
Draft

# AVERY BRADLEY

# #0

## CAREER STATISTICS

### NBA REGULAR SEASON RECORD

| YEAR TEAM     | G-GS           | MIN         | FGM-FGA         | PCT         | FG3-FG3A       | PCT         | FT-FTA         | PCT         | OFF-DEF-TOT        | AST        | PF-DQ        | STL        | TO         | BS        | PTS         | AVG        |
|---------------|----------------|-------------|-----------------|-------------|----------------|-------------|----------------|-------------|--------------------|------------|--------------|------------|------------|-----------|-------------|------------|
| 10-11 Boston  | 31-0           | 162         | 25-67           | .343        | 0-5            | .000        | 6-12           | .500        | 4-13-17            | 12         | 20-0         | 9          | 16         | 0         | 52          | 1.7        |
| 11-12 Boston  | 64-28          | 1368        | 200-402         | .498        | 22-54          | .407        | 62-78          | .795        | 34-81-115          | 87         | 109-1        | 43         | 75         | 12        | 484         | 7.6        |
| 12-13 Boston  | 50-50          | 1435        | 192-478         | .402        | 40-126         | .317        | 37-49          | .755        | 30-81-111          | 104        | 129-2        | 64         | 72         | 19        | 461         | 9.2        |
| 13-14 Boston  | 60-58          | 1855        | 361-825         | .438        | 79-200         | .395        | 90-112         | .804        | 48-178-226         | 85         | 145-3        | 63         | 96         | 11        | 891         | 14.9       |
| <b>TOTALS</b> | <b>205-136</b> | <b>4820</b> | <b>776-1772</b> | <b>.438</b> | <b>141-385</b> | <b>.366</b> | <b>195-251</b> | <b>.777</b> | <b>116-353-469</b> | <b>288</b> | <b>403-6</b> | <b>179</b> | <b>259</b> | <b>42</b> | <b>1888</b> | <b>9.2</b> |

### NBA PLAYOFF RECORD

| YEAR TEAM     | G-GS         | MIN        | FGM-FGA       | PCT         | FG3-FG3A    | PCT         | FT-FTA       | PCT         | OFF-DEF-TOT    | AST       | PF-DQ       | STL       | TO        | BS       | PTS        | AVG        |
|---------------|--------------|------------|---------------|-------------|-------------|-------------|--------------|-------------|----------------|-----------|-------------|-----------|-----------|----------|------------|------------|
| 11-12 Boston  | 10-10        | 248        | 25-68         | .368        | 5-22        | .227        | 12-18        | .667        | 3-17-20        | 8         | 20-0        | 8         | 10        | 6        | 67         | 6.7        |
| 12-13 Boston  | 6-6          | 191        | 17-42         | .405        | 2-8         | .250        | 4-4          | 1.000       | 3-10-13        | 8         | 11-0        | 11        | 11        | 1        | 40         | 6.7        |
| <b>TOTALS</b> | <b>16-16</b> | <b>439</b> | <b>42-110</b> | <b>.382</b> | <b>7-30</b> | <b>.233</b> | <b>16-22</b> | <b>.727</b> | <b>6-27-33</b> | <b>16</b> | <b>31-0</b> | <b>19</b> | <b>21</b> | <b>7</b> | <b>107</b> | <b>6.7</b> |

### NBA DEVELOPMENT LEAGUE REGULAR SEASON RECORD

| YEAR TEAM     | G-GS       | MIN        | FGM-FGA       | PCT         | FG3-FG3A     | PCT         | FT-FTA       | PCT         | OFF-DEF-TOT    | AST       | PF-DQ       | STL       | TO        | BS       | PTS        | AVG         |
|---------------|------------|------------|---------------|-------------|--------------|-------------|--------------|-------------|----------------|-----------|-------------|-----------|-----------|----------|------------|-------------|
| 10-11 Maine   | 9-6        | 290        | 57-126        | .452        | 10-27        | .370        | 30-35        | .857        | 7-36-43        | 47        | 29-1        | 27        | 39        | 3        | 154        | 17.1        |
| <b>TOTALS</b> | <b>9-6</b> | <b>290</b> | <b>57-126</b> | <b>.452</b> | <b>10-27</b> | <b>.370</b> | <b>30-35</b> | <b>.857</b> | <b>7-36-43</b> | <b>47</b> | <b>29-1</b> | <b>27</b> | <b>39</b> | <b>3</b> | <b>154</b> | <b>17.1</b> |

## CAREER HIGHS

### CAREER REGULAR SEASON SINGLE-GAME HIGHS

|                         |  |
|-------------------------|--|
| Minutes                 | 46, 02/10/13, Denver at Boston                 |
| Field Goals             | 12, 05/21/14, Boston at Brooklyn (Three Times) |
| Field Goal Attempts     | 23, 01/16/13, Boston at Minnesota              |
| Three-Point Field Goals | 6, 03/19/14, Miami at Boston                   |
| Three-Point Attempts    | 11, 04/14/14, Boston at Philadelphia           |
| Free Throws             | 5, 02/02/14, Orlando at Boston (Three Times)   |
| Free Throw Attempts     | 6, 02/02/14, Orlando at Boston (Five Times)    |
| Offensive Rebounds      | 4, 01/11/14, Boston at Portland (Twice)        |
| Defensive Rebounds      | 9, 12/08/13, Boston at New York                |
| Total Rebounds          | 10, 12/08/13, Boston at New York               |
| Assists                 | 7, 01/22/12, Boston at Washington              |
| Steals                  | 5, 03/20/13, Boston at New Orleans             |
| Turnovers               | 6, 11/03/13, Boston at Detroit (Twice)         |
| Blocks                  | 3, 02/22/12, Boston at Oklahoma City           |
| Points                  | 28, 03/21/14, Boston at Brooklyn (Twice)       |

### CAREER POSTSEASON SINGLE-GAME HIGHS

|                         |   |
|-------------------------|---|
| Minutes                 | 42, 05/01/12, Boston at Atlanta             |
| Field Goals             | 7, 04/20/13, Boston at New York             |
| Field Goal Attempts     | 14, 04/20/13, Boston at New York            |
| Three-Point Field Goals | 2, 05/14/12, Philadelphia at Boston         |
| Three-Point Attempts    | 5, 05/06/12, Atlanta at Boston              |
| Free Throws             | 6, 05/01/12, Boston at Atlanta              |
| Free Throw Attempts     | 8, 05/01/12, Boston at Atlanta              |
| Offensive Rebounds      | 1, 05/03/13, New York at Boston (Six Times) |
| Defensive Rebounds      | 4, 05/12/12, Philadelphia at Boston         |
| Total Rebounds          | 4, 05/12/12, Philadelphia at Boston (Twice) |
| Assists                 | 4, 04/20/13, Boston at New York             |
| Steals                  | 4, 04/28/13, New York at Boston             |
| Turnovers               | 4, 04/20/13, Boston at New York             |
| Blocks                  | 3, 05/01/12, Boston at Atlanta              |
| Points                  | 15, 04/20/13, Boston at New York            |

**2013-14 SEASON:** Averaged 14.9 points, 3.8 rebounds, 1.4 assists and 1.05 steals in 30.9 minutes per game...Recorded his 1,000th career point against Toronto on opening night on Oct. 30...recorded a then career-high eight rebounds at Detroit on Nov. 3...Netted a then season-high 27 points at Minnesota on Nov. 16...Recorded 21 points on 9-for-11 shooting against Cleveland on Nov. 29...Recorded his first career double-double with 13 points and a career-high 10 rebounds against New York on Dec. 8...Netted a career-high six threes against Miami on Mar. 19...Tied a career-high with 28 points against Brooklyn on Mar. 21...Appeared in his 200th career game against Chicago on Mar. 31...Recorded double-figures in scoring in 43 games and 20+ point in 16...Recorded one double-double on the season...Led the Celtics in scoring in 17 games, in rebounds five times, in assists one, in steals 17 times, in blocks three times and minutes 12 times...Set career-highs in points per game (14.9), total points (891), rebounds per game (3.8), total rebounds (226), offensive rebounds (48), defensive rebounds (178), minutes (1855), field goals made (361), field goals attempted (825), three-pointers made (79), three pointers attempted (200), free throws made (90), free throws attempted (112) and free throw percentage (80.4)...Missed a total of 22 games due to injury: five games due to a sprained right ankle (1/22-1/29/14), 14 games due to a sore right ankle (2/7/14, 2/10-3/12/14), and three games due to a strained right Achilles tendon (4/2-4/5/14).

**PROFESSIONAL CAREER: 2012-13:** Averaged 9.2 points, 2.2 rebounds, 2.1 assists and 1.28 steals in 28.7 minutes per game...Made his 2012-13 season debut against Memphis on Jan. 2 and recorded four points and one steal in 19:31 of action...Missed the first 30 games of the season recovering from off-season double shoulder surgery...Netted a then season-high 13 points to go along with five assists against New York on Jan. 7...Scored 16 points against Charlotte including a season-high four three-pointers on Jan. 14...Recorded 13 points, tied a season-high with five rebounds and three steals in a career-high 46 minutes against Denver on Feb. 10...Scored 17 points against Denver on Feb. 19...Netted 18 points and recorded a season-high tying five rebounds at Utah on Feb. 25...Recorded a season-high 22 points and a career-high seven rebounds to go along with a season-high-tying five assists at Philadelphia on Mar. 5...Swiped a career-high five steals at New Orleans on Mar. 20...Recorded 21 games with 10 or more points, including one game with 20 or more points...Led or tied for the team lead in scoring twice, in assists once, in steals 16 times, in blocks eight times and in minutes six times...Named to the All-NBA Defensive Second Team...**PLAYOFFS:** Averaged 6.7 points, 2.2 rebounds, 1.3 assists and 1.83 steals in 31.9 minutes per game...**2011-12:** Had a breakout season recording career highs in virtually every statistical category...Averaged 7.6 points, 1.8 rebounds and 1.4 assists in 21.4 minutes per game...Shot 49.8% from the field and shot 40.7% from three-point land...Recorded 11 points to go along with two assists and two steals against New Jersey on Jan. 4...Also connected on his first career three-pointer during that game...Recorded his first career start against Phoenix on Jan. 20 and recorded 10 points, four rebounds and three steals...Recorded a career-high six rebounds and seven assists in a career-high 41 minutes at Washington on Jan. 22...Scored a career-high 23 points against Washington on Mar. 25...Set new career-high 28 points against Atlanta on Apr. 20...Also swiped a career-high four steals against Atlanta on Apr. 20...Averaged 12.3 points, 2.9 rebounds, 2.0 assists and 1.07 steals in his 28 starts...Also shot 50.4% from the field and 46.5% from three when he started...Had 20 games in which he netted 10 or more points and four games in which he recorded 20 or more...Led the Celtics in scoring in five games, steals in eight games and minutes nine times...**PLAYOFFS:** Averaged 6.7 points and 2.0 rebounds in 24.8 minutes per game...Suffered an injury to his left shoulder and missed the final 10 games of the playoff run...Had surgery on May 25 to his left shoulder. **2010-11:** Averaged 1.7 points in 5.2 minutes per game...Had his best game of the season on the last night against New York (4/13) when he netted 20 points on 10-of-16 shooting from the floor...Made his professional debut against Atlanta scoring two points, grabbing one rebound, handing out one assist and recording one steal against Atlanta (11/22)...Assigned to the Maine Red Claws of the NBA Development League on January 14...Averaged 17.1 points, 4.8 rebounds, 5.2 assists and 3.0 steals in nine games for Maine...Recalled from the Red Claws on February 7...Recorded a season-high five points against Golden State (2/22)...**PLAYOFFS:** Was inactive for all nine of the team's playoff games.

**COLLEGE CAREER:** 2009-10 (Freshman): Ranked second on Texas in scoring (11.6 ppg), steals (44) and minutes played (29.5 mpg)...Shot 37.5 percent from three-point range and recorded an impressive 18 blocks...A Big 12 All-Rookie team selection by the league coaches and Big 12 All-Freshman Team by the media...Named All-Big 12 Honorable Mention by the coaches...Posted season highs in points (29) and rebounds (nine) vs. Colorado, shooting 12-of-14 from the field and 3-for-3 from three-point range...Recorded 25 points and five rebounds v. Nebraska...Had 24 points, six rebounds, six assists and three steals at Iowa State, converting 10-for-14 shots...Totaled 21 points and three steals at Oklahoma, shooting 9-of-16 from the field.

**HIGH SCHOOL:** Spent his senior year at Findlay Prep in Henderson, Nevada, averaging 19.1 points, 4.6 rebounds, 2.9 assists and 2.9 steals...Led Findlay to a 33-0 record and the mythical high school national championship...Named the ESPNRISE.com High School National Player of the Year and ranked as the No. 1 prospect by ESPN...A McDonald's All-American and Jordan All-American...Won the slam dunk contest at the McDonald's All-American Game...First-team Parade Magazine All-American...Recorded 21 points (10-of-14 FG) in 29 minutes for the USA Junior Select Team at the Nike Hoop Summit...Transferred to Findlay after spending his freshman through junior years at Bellarmine Prep (Tacoma, WA).

**HOW ACQUIRED:** Selected by the Boston Celtics in the First Round (19th overall) in the 2010 NBA Draft.

**PERSONAL:** Full name is Avery Antonio Bradley, Jr... Son of Alicia Jones and Avery Bradley, Sr... Became a Texas fan when his family lived in Arlington, Texas from 2001-2004... Family moved back to Tacoma in the summer prior to his eighth grade year (2004).



**POSITION** Center

**HEIGHT** 6-11

**WEIGHT** 260

**BIRTHDATE** 05/05/88

**BIRTHPLACE** Porto Alegre, Brazil

**YEARS** Starting 2nd

**DRAFTED** Undrafted

# VITOR FAVERANI #38

## CAREER STATISTICS

### NBA REGULAR SEASON RECORD

| YEAR TEAM     | G-GS        | MIN        | FGM-FGA       | PCT         | FG3-FG3A     | PCT         | FT-FTA       | PCT         | OFF-DEF-TOT      | AST       | PF-DQ       | STL       | TO        | BS        | PTS        | AVG        |
|---------------|-------------|------------|---------------|-------------|--------------|-------------|--------------|-------------|------------------|-----------|-------------|-----------|-----------|-----------|------------|------------|
| 13-14 Boston  | 37-8        | 488        | 64-147        | .435        | 12-40        | .300        | 24-37        | .649        | 42-86-128        | 16        | 74-1        | 14        | 41        | 27        | 164        | 4.4        |
| <b>TOTALS</b> | <b>37-8</b> | <b>488</b> | <b>64-147</b> | <b>.435</b> | <b>12-40</b> | <b>.300</b> | <b>24-37</b> | <b>.649</b> | <b>42-86-128</b> | <b>16</b> | <b>74-1</b> | <b>14</b> | <b>41</b> | <b>27</b> | <b>164</b> | <b>4.4</b> |

### NBA DEVELOPMENT LEAGUE RECORD

| YEAR TEAM     | G-GS       | MIN        | FGM-FGA      | PCT         | FG3-FG3A    | PCT         | FT-FTA       | PCT         | OFF-DEF-TOT    | AST       | PF-DQ       | STL      | TO        | BS       | PTS       | AVG         |
|---------------|------------|------------|--------------|-------------|-------------|-------------|--------------|-------------|----------------|-----------|-------------|----------|-----------|----------|-----------|-------------|
| 13-14 Maine   | 4-4        | 129        | 27-50        | .540        | 7-13        | .538        | 15-19        | .789        | 9-35-44        | 12        | 16-1        | 2        | 15        | 5        | 76        | 19.0        |
| <b>TOTALS</b> | <b>4-4</b> | <b>129</b> | <b>27-50</b> | <b>.540</b> | <b>7-13</b> | <b>.538</b> | <b>15-19</b> | <b>.789</b> | <b>9-35-44</b> | <b>12</b> | <b>16-1</b> | <b>2</b> | <b>15</b> | <b>5</b> | <b>76</b> | <b>19.0</b> |

## CAREER HIGHS

### CAREER REGULAR SEASON SINGLE-GAME HIGHS

|                               |   |
|-------------------------------|---|
| Minutes .....                 | 37, 11/01/13, Milwaukee at Boston             |
| Field Goals .....             | 4, 01/07/14, Boston at Denver (Five Times)    |
| Field Goal Attempts .....     | 9, 10/30/13, Boston at Toronto                |
| Three-Point Field Goals ..... | 2, 11/16/13, Boston at Minnesota              |
| Three-Point Attempts .....    | 4, 11/16/13, Boston at Minnesota              |
| Free Throws .....             | 5, 10/30/13, Boston at Toronto                |
| Free Throw Attempts .....     | 8, 10/30/13, Boston at Toronto                |
| Offensive Rebounds .....      | 6, 11/01/13, Milwaukee at Boston              |
| Defensive Rebounds .....      | 12, 11/01/13, Milwaukee at Boston             |
| Total Rebounds .....          | 18, 11/01/13, Milwaukee at Boston             |
| Assists .....                 | 2, 12/06/13, Denver at Boston (Twice)         |
| Steals .....                  | 3, 11/16/13, Boston at Minnesota              |
| Turnovers .....               | 3, 11/13/13, Charlotte at Boston (Four Times) |
| Blocks .....                  | 6, 11/01/13, Milwaukee at Boston              |
| Points .....                  | 13, 10/30/13, Boston at Toronto               |

### CAREER POSTSEASON SINGLE-GAME HIGHS

|                               |      |
|-------------------------------|------|
| Minutes .....                 | None |
| Field Goals .....             | None |
| Field Goal Attempts .....     | None |
| Three-Point Field Goals ..... | None |
| Three-Point Attempts .....    | None |
| Free Throws .....             | None |
| Free Throw Attempts .....     | None |
| Offensive Rebounds .....      | None |
| Defensive Rebounds .....      | None |
| Total Rebounds .....          | None |
| Assists .....                 | None |
| Steals .....                  | None |
| Turnovers .....               | None |
| Blocks .....                  | None |
| Points .....                  | None |

**2013-14 SEASON:** Appeared in 37 games for the Celtics during his rookie season where he averaged 4.4 points, 3.5 rebounds and 0.73 blocks in 13.2 minutes per game...Shot 43.8 percent from the field, 30.0 percent from three-point territory and 64.9 percent from the free throw line...Made his NBA debut against Toronto on Oct. 30 and recorded a season-high 13 points, three rebounds and three blocks in 26:41...Recorded 12 points, a season-high 18 rebounds and a season-high six blocks against Milwaukee on Nov. 1... Appeared in four games for the Maine Red Claws while on assignment and averaged 12.8 points, 9.0 rebounds, 2.8 assists and 1.00 block in 25.0 minutes per game...Shot 48.6% from the field, 45.5% from three and 75.0% from the line while on assignment...Led the Celtics in blocks in 10 games, in rebounds four times and in steals once...Recorded one double-double...In his eight starts he recorded 6.9 points, 7.0 rebounds, 0.9 steals and 1.9 blocks in 21.7 minutes per game...In his 29 appearances off the bench he recorded 3.8 points and 2.5 rebounds in 10.8 minutes per game...Missed the final 35 games of the season due to a torn MCL in his left knee...underwent surgery on the left knee on March 7.

**PROFESSIONAL CAREER: 2012-13:** Appeared in 23 games for Valencia in the Spanish ACB League and averaged 9.3 points and 4.6 rebounds while shooting 55.0% from the floor in 17.0 minutes per game...Also appeared in nine games of the Eurocup competition for Valencia, averaging 6.7 points and 3.4 rebounds in 13.3 minutes per game...**2011-12:** Appeared in 34 games for Valencia in league play, averaging 8.1 points and 3.9 rebounds in 16.6 minutes per game...Also appeared in nine games during Eurocup play averaging 7.2 points and 2.9 rebounds in 16.3 minutes per game...**2010-11:** Played for CB Murcia in Spanish LEB Oro appearing in 34 games averaging 14.9 points and 6.4 rebounds in 22.0 minutes per game...Shot 70.7% from the field on 2FG opportunities...**2009-10:** Appeared in 27 games for CB Murcia in ACB play, averaging 6.5 points and 3.9 rebounds in 14.7 minutes per game.

**HOW ACQUIRED:** Signed as a free agent on July 22, 2013.

**PERSONAL:** Full name is Vitor Luiz Faverani Tatsch



**POSITION** Forward

**HEIGHT** 6-9

**WEIGHT** 235

**BIRTHDATE** 08/28/86

**BIRTHPLACE** Hyattsville, MD

**HIGH SCHOOL** Northwestern HS (Hyattsville, MD)

**COLLEGE** Georgetown

**YEARS** Starting 7th

**DRAFTED** Boston Celtics, First Round, 5th overall pick, 2007 NBA Draft

# JEFF GREEN

# #8

## CAREER STATISTICS

### NBA REGULAR SEASON RECORD

| YEAR TEAM           | G-GS           | MIN          | FGM-FGA          | PCT         | FG3-FG3A        | PCT         | FT-FTA           | PCT         | OFF-DEF-TOT          | AST        | PF-DQ         | STL        | TO         | BS         | PTS         | AVG         |
|---------------------|----------------|--------------|------------------|-------------|-----------------|-------------|------------------|-------------|----------------------|------------|---------------|------------|------------|------------|-------------|-------------|
| 07-08 Seattle       | 80-52          | 2253         | 320-749          | .427        | 21-76           | .276        | 177-238          | .744        | 101-278-379          | 119        | 198-0         | 46         | 158        | 49         | 838         | 10.5        |
| 08-09 Okla. City    | 78-78          | 2873         | 476-1068         | .446        | 96-247          | .389        | 242-307          | .788        | 120-399-519          | 155        | 202-1         | 81         | 173        | 33         | 1290        | 16.5        |
| 09-10 Okla. City    | 82-82          | 3043         | 485-1070         | .453        | 104-312         | .333        | 165-223          | .740        | 112-378-490          | 134        | 221-3         | 104        | 135        | 72         | 1239        | 15.1        |
| 10-11 OKC/BOS       | 75-51          | 2428         | 368-820          | .449        | 64-211          | .303        | 198-244          | .811        | 73-287-360           | 108        | 210-3         | 53         | 99         | 37         | 998         | 13.3        |
| 11-12 DNP - Injured |                |              |                  |             |                 |             |                  |             |                      |            |               |            |            |            |             |             |
| 12-13 Boston        | 81-17          | 2252         | 376-806          | .467        | 70-182          | .385        | 214-265          | .808        | 55-263-318           | 128        | 175-0         | 56         | 132        | 68         | 1036        | 12.8        |
| 13-14 Boston        | 82-82          | 2805         | 482-1171         | .412        | 135-396         | .341        | 283-356          | .795        | 54-326-380           | 138        | 180-1         | 57         | 165        | 47         | 1382        | 16.9        |
| <b>TOTALS</b>       | <b>478-362</b> | <b>15654</b> | <b>2507-5684</b> | <b>.441</b> | <b>490-1424</b> | <b>.344</b> | <b>1279-1633</b> | <b>.783</b> | <b>515-1931-2446</b> | <b>782</b> | <b>1186-8</b> | <b>397</b> | <b>862</b> | <b>306</b> | <b>6783</b> | <b>14.2</b> |

### NBA PLAYOFF RECORD

| YEAR TEAM        | G-GS         | MIN        | FGM-FGA       | PCT         | FG3-FG3A     | PCT         | FT-FTA       | PCT         | OFF-DEF-TOT     | AST       | PF-DQ       | STL       | TO        | BS        | PTS        | AVG         |
|------------------|--------------|------------|---------------|-------------|--------------|-------------|--------------|-------------|-----------------|-----------|-------------|-----------|-----------|-----------|------------|-------------|
| 09-10 Okla. City | 6-6          | 223        | 23-70         | .329        | 8-27         | .296        | 17-20        | .850        | 6-22-28         | 10        | 16-0        | 4         | 6         | 3         | 71         | 11.8        |
| 10-11 Boston     | 9-0          | 173        | 23-53         | .434        | 7-16         | .438        | 13-18        | .722        | 6-18-24         | 2         | 20-0        | 5         | 12        | 4         | 66         | 7.3         |
| 12-13 Boston     | 6-6          | 258        | 37-85         | .435        | 10-22        | .455        | 38-45        | .844        | 6-26-32         | 14        | 22-1        | 2         | 19        | 4         | 122        | 20.3        |
| <b>TOTALS</b>    | <b>21-12</b> | <b>655</b> | <b>83-208</b> | <b>.399</b> | <b>25-65</b> | <b>.385</b> | <b>68-83</b> | <b>.819</b> | <b>18-66-84</b> | <b>26</b> | <b>58-1</b> | <b>11</b> | <b>37</b> | <b>11</b> | <b>259</b> | <b>12.3</b> |

## CAREER HIGHS

### CAREER REGULAR SEASON SINGLE-GAME HIGHS

|                         |  |
|-------------------------|--|
| Minutes                 | 54, 12/01/10, Oklahoma City at New Jersey        |
| Field Goals             | 14, 01/22/14, Boston at Washington (Four Times)  |
| Field Goal Attempts     | 26, 01/22/14, Boston at Washington               |
| Three-Point Field Goals | 8, 01/22/14, Boston at Washington                |
| Three-Point Attempts    | 16, 01/22/14, Boston at Washington               |
| Free Throws             | 13, 02/22/14, Boston at Sacramento (Twice)       |
| Free Throws Attempts    | 18, 02/22/14, Boston at Sacramento               |
| Offensive Rebounds      | 8, 11/19/07, Seattle at Memphis                  |
| Defensive Rebounds      | 11, 04/11/11, Boston at Washington (Five Times)  |
| Rebounds                | 15, 04/11/11, Boston at Washington (Twice)       |
| Assists                 | 7, 02/03/10, Oklahoma City at Toronto            |
| Steals                  | 4, 12/21/12, Milwaukee at Boston (Seven Times)   |
| Turnovers               | 7, 03/10/09, Oklahoma City at Sacramento (Twice) |
| Blocks                  | 5, 02/22/13, Boston at Phoenix                   |
| Points                  | 43, 03/18/13, Miami at Boston                    |

### CAREER POSTSEASON SINGLE-GAME HIGHS

|                         |   |
|-------------------------|---|
| Minutes                 | 48, 04/28/13, New York at Boston        |
| Field Goals             | 9, 04/28/13, New York at Boston         |
| Field Goal Attempts     | 22, 04/28/13, New York at Boston        |
| Three-Point Field Goals | 3, 04/26/13, Boston at New York         |
| Three-Point Attempts    | 7, 04/24/10, LA Lakers at Oklahoma City |
| Free Throws             | 11, 05/03/13, New York at Boston        |
| Free Throws Attempts    | 14, 05/03/13, New York at Boston        |
| Offensive Rebounds      | 3, 04/24/10, LA Lakers at Oklahoma City |
| Defensive Rebounds      | 7, 04/26/13, New York at Boston         |
| Rebounds                | 9, 04/26/13, New York at Boston (Twice) |
| Assists                 | 4, 05/01/13, Boston at New York (Twice) |
| Steals                  | 2, 05/03/11, Boston at Miami (Twice)    |
| Turnovers               | 6, 04/20/13, Boston at New York         |
| Blocks                  | 3, 04/20/13, Boston at New York         |
| Points                  | 26, 04/28/13, New York at Boston        |

**2013-14 SEASON:** Averaged a career-high 16.9 points to go along with 4.6 rebounds and 1.7 assists in 34.2 minutes per game... Hit game winning three-pointer against Miami on Nov. 9 during which he recorded 24 points, five rebounds and a career-high-tying five three's...Netted a then season-high 26 points against Memphis on Nov. 27...Netted a new-season high in points the next game with 31 points against Cleveland on Nov. 29...Netted 29 points against the Clippers on Dec. 11...Recorded his first double-double of the season with 15 points and a season-high 11 rebounds at the LA Clippers on Jan. 8...Recorded his second straight double-double with 24 points and 11 rebounds against Golden State on Jan. 10...Scored a new-season high of 39 points including a career-high eight three-pointers against Washington on Jan. 22...Recorded 36 points against Philadelphia on Feb. 5...Tied his career-high with 13 free throws made against Sacramento on Feb. 22...Tied a season-high with 39 points against New Orleans on Mar. 16...Set new career-highs in three-pointers made (135) and taken (396), free throws made (283) and taken (356), and points (1382)...Played in his 400th career game against Memphis on Nov. 4...Scored his 6,000th career point against the LA Lakers on Jan. 17...appeared and started all 82 games for the second time in his career...Scored 20 or more points on 22 occasions and 30 or more four times...Recorded two double-doubles...Led the Celtics in scoring 26 times, in rebounds five times, in assists twice, in steals 14 times, blocks 20 times and in minutes 28 times.

**PROFESSIONAL CAREER: 2012-13:** Averaged 12.8 points, 3.9 rebounds, 1.6 assists, 0.69 steals and 0.84 blocks in 27.8 minutes per game...Shot a career-high 46.7% from the field and 38.5% from three...Recorded 12 points against Milwaukee on Nov. 10 to go along with a season-high two blocks...Recorded 16 points against Utah on Nov. 14...In his first game against Oklahoma City he recorded 17 points to go along with two rebounds, a steal and a block...Recorded a then season-high 19 points to go along with a career-high-tying four steals against Portland on Nov. 30...Tied a season-high with 19 points and eight rebounds against Philadelphia on Dec. 7...Set season highs in rebounds (9) and assists (3) against Golden State on Dec. 29...Tied a career-high with three blocks and set a season-high with four assists against Orlando on Feb. 1...Tied a season-high with 19 points against the Lakers on Feb. 7...Set a new season-high with 20 points at Denver on Feb. 19...Recorded a season-high 31 points, seven rebounds, four assists, two steals and a career-high five blocks at Phoenix on Feb. 22...Converted game-winning lay-up against Indiana on Mar. 6...Recorded a career-high 43 points to go along with seven rebounds, two assists, two steals and four blocks against Miami on Mar. 18...Recorded his first double-double of the season with 19 points, a season-high 10 rebounds and a season-high six assists against New York on Mar. 26...Had the game winning lay-up against Cleveland on Mar. 27 when he recorded 21 points, seven boards, five assists and two steals...Had his third 30 points game of the season with 34 points to go along with six boards and four blocks against Detroit on Apr. 3...Led or tied for the team lead in points 15 times, in rebounds six times, in assists seven times, in steals 12 times, in blocks 24 times and minutes 12 times...Recorded 10 or more points in 51 games, 20 or more points 10 times, 30 or more points three times and 40 or more points once...Recorded one double-double...Recorded his 5,000th point against Golden State on Mar. 1...Recorded his 2,000th rebound against Oklahoma City on Mar. 10...**PLAYOFFS:** Averaged a team-high 20.3 points to go along with 5.3 rebounds and 2.3 assists while shooting 45.5 percent from three in 43.0 minutes per game.

**2011-12:** Missed season due to heart surgery...  
**2010-11:** Averaged 13.3 points, 4.8 rebounds, 1.4 assists, 0.71 steals and 0.49 blocks in 32.4 minutes per game split between Oklahoma City and Boston...Acquired from the Oklahoma City Thunder along with Nenad Krstic and a future first round draft pick from the LA Clippers in exchange for Kendrick Perkins and Nate Robinson on 2/24...Averaged 15.2 points, 5.6 rebounds and 1.8 assists in his 49 games for Oklahoma City...Registered back-to-back 20-point scoring efforts for the second time this season at PHX (2/4) and at UTA (2/5)...OKC was 8-1 when he scored 20-plus points this season...Posted 3rd double-double vs. MIA on 1/30...Set a career-high with 37 points (12-21 FGs) during triple OT win at NJ (12/1). His three made free throws with 4.6 seconds left in the 2 OT and helped force 3 OT...Returned 11/22 vs. MIN after missing previous six games (sprained left ankle) and recorded a then season-high 24 points on 9-16 FGs. His 3-point FG with 54 seconds remaining was the go-ahead basket for OKC after his shot made score 107-105...Recorded 17 of his team-high 19 points in the first half to go along with a team-high nine rebounds 11/3 at LAC...Scored game-winning driving lay-up with 2.5 seconds remaining in OKC victory at DET (10/29)...Made his Celtic debut against the LA Clippers (2/26) and recorded seven points, one rebound and one block in 17:50 minutes of action...Averaged 9.8 points and 3.3 rebounds in 23.5 minutes per game with the Celtics...Also shot 48.7% from the field...Recorded 21 points in 28 minutes off the bench against Golden State (3/4)...Earned his first double-double as a Celtic in his first start as a Celtic against Washington (4/11) when he recorded 20 points, a career-high-tying 15 rebounds, four assists and two steals...In his 26 games with the C's led the team in scoring three times, in rebounds three times, in steals once and in blocks seven times.  
**PLAYOFFS:** Averaged 7.3 points and 2.7 rebounds in 19.2 minutes per game. **2009-10:** In 82 games (82 starts), averaged 15.1 ppg, 6.0 rpg, 1.6 apg and 1.27 spg in 37.1 mpg...Tallied 11th double-doubles on the season with most recent coming on 4/7 vs. DEN (11 points and 10 rebounds)...Registered back-to-back 20+ point scoring efforts for the first time this season at TOR (3/19) and at IND (3/21)...Scored 20+ points 13 times, including recent contest at UTA (4/6)...Converted two three-point field goals in final two minutes during team's win at BOS (3/31)...Thunder went 9-1 on the year when converting three or more three-point field goals...Recorded a season-high 27 points vs. NJ (3/12). In 40 minutes converted three of four three-point attempts and 11-16 FGs overall...Posted back-to-back double-doubles for the first time this season at NY (2/20) and at MIN (2/21)...Matched season-high with 14 rebounds to go along with 17 points for ninth double-double 2/21 at MIN...Recorded seventh double-double of the season with 15 points and team-high 11 rebounds at ATL (1/18)...Recorded 24 points on 9-19 FG's vs. CHI (1/27)...Tallied team-high 21 points on 9-16 FG's to go along with team-high (tying) eight rebounds at HOU (12/19)...With 15 points and 11 rebounds, recorded fifth double-double of the season vs. DAL (12/16)...Posted a then season-high with 26 points (12/13) vs. CLE. It was his fourth 20+ point scoring effort of the season and OKC's first loss in such contests (3-1 record)...Posted career-high four steals in OKC game at UTA on 11/24...Recorded third double-double with 19 points and season-high 14 rebounds vs. WAS (11/20). His 14 rebounds at the time were the most recorded by any OKC player at that point in the season...Posted double-

*continued on next page...*

## **JEFF GREEN** *continued from previous page.*

double in OKC win at SA (11/14)...In season opener vs. SAC (10/28), led team with eight defensive rebounds and four made 3-point FG's... Dating back to last season, OKC is 6-17 when Green fails to score in double-figures... **PLAYOFFS:** Averaged 11.8 points, 4.7 rebounds and 1.7 assists in six games... **2008-09:** In 78 games (all starts), averaged 16.5 points, 6.7 rebounds, 2.0 assists, 1.04 steals in 36.8 minutes... Scored 10+ points in 34 straight contests from 1/16 – 4/10...20 or more points 25 times...30-plus points once...10-plus rebounds 12 times...11 double-doubles...Career-high 15 rebounds at Golden State (2/21)...For second time this season, tied then career-high 14 rebounds vs. Detroit (1/16)...Tied career-high 14 rebounds at Atlanta (12/23)...Career-high five 3-point field goals vs. Memphis (1/28)...For sixth time this season, tied career-high three steals at POR (4/13)...Missed four games due to injury... **2007-08:** Appeared in 80 games (52 starts)...Averaged 10.5 points per game (fourth among rookies)...Scored 20-plus points five times...Recorded 10-plus rebounds eight times...Led or co-led the team in rebounding eight times...Played in the T-Mobile Rookie Challenge on 2/15, recording nine points and five rebounds...Exploded for a career-high 35 points on 14-of-21 shooting to go along with 10 rebounds vs. Denver on 4/6...Grabbed a career-high 14 rebounds on two occasions...Dished out a career-high six assists vs. Philadelphia on 12/31.

**COLLEGE CAREER:** 2006-07 (Junior): Named Most Outstanding Player of the NCAA East Regional to top off Big East Player of the Year and Big East Tournament MVP honors...Serving as Hoyas' Co-Captain, Green led Georgetown in scoring (14.3 ppg) and was second in both rebounding (6.4 rpg) and assists (3.2 apg)...Scored a career-high 30 points vs. Notre Dame...Blocked a career-high eight shots vs. Villanova...Tied career highs with 12 rebounds vs. Boston College and seven assists vs. Pittsburgh...Shot 51.3 percent (196-382) from the field...2005-06 (Sophomore): Led team in scoring (11.9 ppg) and assists (3.3 apg), while ranking second in rebounding (6.5 rpg)...Earned Second Team All-Big East honors...Posted a 21-point, 10-rebound effort against West Virginia...Notched 19 points, eight rebounds and six assists in an NCAA Tournament win over Ohio State...2004-05 (Freshman): Named Big East Co-Rookie of the Year...Named Basketball Times' National Freshman of the Year...Led Georgetown in rebounding (6.6 rpg) and ranked second in scoring (13.1 ppg)... Garnered Big East Rookie of the Week honors five times...Shot 50.2 percent (146-291) from the field and recorded five double-doubles...Named to The Associated Press All-America Third Team in 2006-07...As a junior, helped lead Georgetown to its first Final Four appearance since 1985...Ranks 17th in scoring, 16th in rebounding and 12th in assists on Georgetown's all-time lists...Started all 102 games of his collegiate career.

**HOW ACQUIRED:** Signed as a free agent on August 22, 2012.

**PERSONAL:** Full name is Jeffrey Lynn Green...Lists Georgetown's John Thompson III as his most influential coach...Says playing three years at Georgetown was an unbelievable experience...Most memorable college moments were winning the 2007 Big East Championship and making it to the Final Four...His mother, Felicia, attended every home game during his Georgetown career...The Georgetown student section welcomed her to the arena with a "Jeff Green's mom" chant, and she would wave back to them.





**POSITION** Forward

**HEIGHT** 7-0

**WEIGHT** 238

**BIRTHDATE** 04/19/91

**BIRTHPLACE** Toronto, Ontario, Canada

**HIGH SCHOOL** South Kamloops HS  
(Kamloops, BC)

**COLLEGE** Gonzaga

**YEARS** Starting 2nd

**DRAFTED** Dallas Mavericks, First Round,  
13th overall pick, 2013 NBA  
Draft

# KELLY OLYNYK

# #41

## CAREER STATISTICS

### NBA REGULAR SEASON RECORD

| YEAR TEAM     | G-GS        | MIN         | FGM-FGA        | PCT         | FG3-FG3A      | PCT         | FT-FTA        | PCT         | OFF-DEF-TOT        | AST        | PF-DQ        | STL       | TO         | BS        | PTS        | AVG        |
|---------------|-------------|-------------|----------------|-------------|---------------|-------------|---------------|-------------|--------------------|------------|--------------|-----------|------------|-----------|------------|------------|
| 13-14 Boston  | 70-9        | 1400        | 234-502        | .466        | 40-114        | .351        | 99-122        | .811        | 140-225-365        | 109        | 227-4        | 35        | 106        | 27        | 607        | 8.7        |
| <b>TOTALS</b> | <b>70-9</b> | <b>1400</b> | <b>234-502</b> | <b>.466</b> | <b>40-114</b> | <b>.351</b> | <b>99-122</b> | <b>.811</b> | <b>140-225-365</b> | <b>109</b> | <b>227-4</b> | <b>35</b> | <b>106</b> | <b>27</b> | <b>607</b> | <b>8.7</b> |

## CAREER HIGHS

### CAREER REGULAR SEASON SINGLE-GAME HIGHS

|                         |  |
|-------------------------|--|
| Minutes                 | 39, 04/12/14, Boston at Cleveland          |
| Field Goals             | 11, 04/12/14, Boston at Cleveland (Twice)  |
| Field Goal Attempts     | 23, 04/12/14, Boston at Cleveland          |
| Three-Point Field Goals | 3, 03/05/14, Indiana at Boston (Twice)     |
| Three-Point Attempts    | 6, 03/05/14, Indiana at Boston             |
| Free Throws             | 6, 04/14/14, Boston at Philadelphia        |
| Free Throws Attempts    | 7, 04/14/14, Boston at Philadelphia        |
| Offensive Rebounds      | 5, 03/14/14, Phoenix at Boston             |
| Defensive Rebounds      | 12, 04/12/14, Boston at Cleveland          |
| Rebounds                | 12, 04/12/14, Boston at Cleveland          |
| Assists                 | 7, 01/17/14, LA Lakers at Boston           |
| Steals                  | 3, 03/26/14, Toronto at Boston (Twice)     |
| Turnovers               | 6, 03/07/14, Brooklyn at Boston            |
| Blocks                  | 2, 04/05/14, Boston at Detroit (Six Times) |
| Points                  | 28, 04/14/14, Boston at Philadelphia       |

### CAREER POSTSEASON SINGLE-GAME HIGHS

|                         |      |
|-------------------------|------|
| Minutes                 | None |
| Field Goals             | None |
| Field Goal Attempts     | None |
| Three-Point Field Goals | None |
| Three-Point Attempts    | None |
| Free Throws             | None |
| Free Throws Attempts    | None |
| Offensive Rebounds      | None |
| Defensive Rebounds      | None |
| Rebounds                | None |
| Assists                 | None |
| Steals                  | None |
| Turnovers               | None |
| Blocks                  | None |
| Points                  | None |

**2013-14 SEASON:** Averaged 8.7 points, 5.2 rebounds and 1.6 assists in 20.0 minutes per game...Named to the NBA's All-Rookie Second Team...First Celtic to be named to the All-Rookie squads since Rajon Rondo (2006-07 season)...Made his NBA debut in his birthplace of Toronto against the Raptors on Oct. 30 and recorded four points in 16:18 coming off the bench...Got his first start against Miami on Nov. 9 and recorded seven points, eight rebounds and four assists...Recorded 16 points, seven rebounds, five assists, a block and a steal against Orlando on Nov. 11...Recorded a season-high 11 rebounds against Charlotte on Nov. 13...Set a new season-high of 21 points to go along with a season-high-tying five assists and a season-high three three-pointers against Atlanta on Dec. 31...Recorded new career-highs of 25 points and seven assists against the LA Lakers on Jan. 17...Recorded his first career double-double with 14 points and a career-high-tying 11 rebounds against Milwaukee on Feb. 10...Recorded his second double-double with 15 points and 10 rebounds against San Antonio on Feb. 12...Was named a starter of the BBVA Compass Rising Stars Challenge at All-Star weekend and recorded nine points, two assists, a rebound, an assist and three steals...Tied a season-high with 25 points to go along with a new season-high of 12 rebounds in a season-high 39 minutes against Cleveland on Apr. 12...Set a new season-high of 28 points against the Sixers on Apr. 14...Also recorded a new season-high of six free throws made in that contest...Ranked second among rookies in rebounds per game (5.2), sixth in points (8.6), 13th in assists (1.6), 10th in minutes (20.0), fourth in free throw percentage (81.1) and second in field goal percentage (46.6)...Recorded 10 or more points in 20 games, 20 or more point in six games...Recorded three double-doubles...Led the Celtics in scoring in nine times, in rebounds 12 times, in assists twice, in steals five times and in blocks eight times...Missed a total of 12 games due to injury: 10 games due to a right ankle sprain (11/23-12/11/13) and two games due to a sprained left big toe (2/26-3/14/14).

**COLLEGE CAREER:** 2012-13 (Junior): Averaged 17.8 points, 7.3 rebounds, 1.7 assists and 1.1 blocks while shooting 62.9% from the floor.....Consensus first team All-American...WCC Player of the Year and First Team All-WCC...Was a First Team Academic All-American...2011-12 (Redshirt): Redshirted...2010-11 (Sophomore): Played for Canada in 2010 FIBA World Championships in Turkey in September...averaged 8.2 ppg, 2.8 rpg...after getting just one appearance off the bench in first two games, played 19 minutes and scored 13 points against France...played tournament-high 22 minutes against both New Zealand and Spain, scoring six points against NZ and 14 against Spain, going 7-for-9 from free throw line against Spain...went 8-for-13 from the field over the final three games...grabbed four rebounds in each of last two games...Canada was winless in five games...2009-10 (Freshman): Came off the bench in all 34 games, averaging 12.3 minutes per game...three double-digit games - 10 at home against Washington State and Eastern Washington, and season-high 13 in West Coast Conference opener at Portland...went 4-for-6 from field and 4-for-5 from free throw line against Portland...grabbed seven rebounds four times - at Washington State, at Portland and home against Saint Mary's and Santa Clara.

**HOW ACQUIRED:** Draft rights acquired from Dallas in exchange for the draft rights to Lucas Nogueira and two future second round picks on June 28, 2013.

**PERSONAL:** : Full name is Kelly Tyler Olynyk...Played quarterback in high school, suffering a broken arm near his shoulder joint in a 2007 playoff game...Graduated from Gonzaga with a 3.53 GPA in accounting.





**POSITION** Guard

**HEIGHT** 5-11

**WEIGHT** 175

**BIRTHDATE** 02/17/91

**BIRTHPLACE** Dallas, TX

**HIGH SCHOOL** Dallas Episcopal HS (Dallas, TX)

**COLLEGE** Missouri

**YEARS** Starting 1st

**DRAFTED** Undrafted

# PHIL PRESSEY

# #26

## CAREER STATISTICS

### NBA REGULAR SEASON RECORD

| YEAR TEAM     | G-GS         | MIN         | FGM-FGA       | PCT         | FG3-FG3A      | PCT         | FT-FTA       | PCT         | OFF-DEF-TOT      | AST        | PF-DQ       | STL       | TO        | BS       | PTS        | AVG        |
|---------------|--------------|-------------|---------------|-------------|---------------|-------------|--------------|-------------|------------------|------------|-------------|-----------|-----------|----------|------------|------------|
| 13-14 Boston  | 75-11        | 1132        | 78-253        | .308        | 28-106        | .264        | 29-45        | .644        | 20-85-105        | 241        | 97-1        | 68        | 87        | 5        | 213        | 2.8        |
| <b>TOTALS</b> | <b>75-11</b> | <b>1132</b> | <b>78-253</b> | <b>.308</b> | <b>28-106</b> | <b>.264</b> | <b>29-45</b> | <b>.644</b> | <b>20-85-105</b> | <b>241</b> | <b>97-1</b> | <b>68</b> | <b>87</b> | <b>5</b> | <b>213</b> | <b>2.8</b> |

## CAREER HIGHS

### CAREER REGULAR SEASON SINGLE-GAME HIGHS

|                         |  |
|-------------------------|--|
| Minutes                 | 42, 04/16/14, Washington at Boston (Twice)     |
| Field Goals             | 7, 01/22/14, Boston at Washington              |
| Field Goal Attempts     | 12, 04/16/14, Washington at Boston             |
| Three-Point Field Goals | 5, 01/22/14, Boston at Washington              |
| Three-Point Attempts    | 6, 04/11/14, Charlotte at Boston (Twice)       |
| Free Throws             | 5, 11/19/14, Boston at Houston                 |
| Free Throws Attempts    | 7, 11/19/14, Boston at Houston                 |
| Offensive Rebounds      | 2, 04/12/14, Boston at Cleveland (Twice)       |
| Defensive Rebounds      | 5, 04/11/14, Charlotte at Boston               |
| Rebounds                | 5, 04/16/14, Washington at Boston (Four Times) |
| Assists                 | 13, 04/12/14, Boston at Cleveland (Twice)      |
| Steals                  | 4, 03/31/14, Boston at Chicago                 |
| Turnovers               | 5, 01/29/14, Philadelphia at Boston (Twice)    |
| Blocks                  | 1, 03/09/14, Detroit at Boston (Five Times)    |
| Points                  | 20, 01/22/14, Boston at Washington             |

### CAREER POSTSEASON SINGLE-GAME HIGHS

|                         |      |
|-------------------------|------|
| Minutes                 | None |
| Field Goals             | None |
| Field Goal Attempts     | None |
| Three-Point Field Goals | None |
| Three-Point Attempts    | None |
| Free Throws             | None |
| Free Throws Attempts    | None |
| Offensive Rebounds      | None |
| Defensive Rebounds      | None |
| Rebounds                | None |
| Assists                 | None |
| Steals                  | None |
| Turnovers               | None |
| Blocks                  | None |
| Points                  | None |

**2013-14 SEASON:** Averaged 2.8 points, 1.4 rebounds, 3.2 assists and 0.91 steals in 15.1 minutes per game...Made his NBA debut against the Raptors on Oct. 30 and recorded one rebound in 3:40...Recorded his first NBA basket against Utah on Nov. 6...Recorded a season-high eight assists and three steals at Charlotte on Nov. 25...Got his first NBA start against Toronto on Jan. 15 and recorded a new season-high of 10 assists...Recorded his second NBA start and recorded a season-high 20 points including five three-pointers to go along with four assists and two steals against Washington on Jan. 22...Recorded a season-high four rebounds against Sacramento on Feb. 22...Set a new season-high with four steals against Chicago on Mar. 31...Recorded his first career double-double with 12 points and a season-high 11 assists against Detroit on Apr. 5...Recorded his second double-double when he recorded 10 points and a new season-high of 13 assists against Charlotte on Apr. 11...Tied his season-high with 13 assists the next night against Cleveland on Apr. 12...Ranked fifth among rookies in assists per game (3.2) and fifth in steals (0.91)...Made 11 starts for the C's and averaged 8.2 points, 3.4 rebounds, 7.2 assists and 1.5 steals in 31.0 minutes per game...Led the Celtics in assists 15 times, in steals 14 times, in blocks twice and in minutes three times.

**COLLEGE CAREER:** 2012-13 (Junior): Averaged career highs in scoring (11.9 ppg) and assists (7.0 apg), finishing No. 13 nationally in assists per game. Shot 37.6 percent from the field. Named First Team All-SEC and All-SEC tournament. Chosen for the Bob Cousy Award Final 12 List. Broke his own school record for assists with 240, just one assist shy of second all-time in SEC history. Scored 19 points and had an SEC-record tying 19 assists at UCLA, the most in Division I in 2012-13. The total was the most by a high-major college player since Mateen Cleaves (Michigan State) dished 20 in 2000 and it was the first 19 and 19 game in D-I or the NBA since John Stockton accomplished the feat with the Jazz during 1990-91 season. Had six games with 10 or more assists on the year, including 13 assists in the SEC-opener vs. Alabama and 12 points and 11 dimes vs. Illinois...2011-12 (Sophomore): Led the Big 12 Conference in assists per game (6.4), steals per game (2.1) and assist/turnover ratio (2.6) ... Broke the previous assist mark of 179 assists set by Lee Coward (1989-90) ... Already among the Top 10 in school history for career assists (340) and among the Top 15 in career steals (135) ... His assist average of 4.9 per game (340 steals in 69 games) is the highest in school history ... Became the first player in Mizzou history with seven double-figure assist games in one season, including four contests with 12 dimes ... His 12 assists in the Big 12 Tournament win against Oklahoma State (3/8) were the most ever for a Tiger in the league tournament ... Led the Big 12 Conference and ranked No. 15 nationally last season with 74 steals ... Tied the Mizzou sophomore record with 74 thefts, equaling Lynn Hardy's sophomore mark of 74 set in 1985-86 ... Added 20 points in the NCAA Tournament vs. Norfolk State (3/16)...2010-11 (Freshman): Made 12 starts in his rookie season and averaged 6.5 points, 2.3 rebounds, 3.9 assists and 2.0 steals per game...Broke the Mizzou Freshman record with his 2.0 steals and 3.9 dimes per game ... His 117 assists also set the school mark ... Managed to hit 30 treys and shoot 36 percent from three-point distance ... The 30 treys were ninth among freshmen in school history ... His 35-of-46 (.761) free throw percent shooting also ranked on the Top 10 list for MU freshmen.

**HOW ACQUIRED:** Signed as a free agent on July 22, 2013.

**PERSONAL:** Full name is Phil Michael Pressey ... Son of Liz and Paul Pressey ... Would like to pursue a career in broadcasting or finance after his hoops career ... Older brother Matt is a recent graduate (two-year letter winner at Mizzou) and sister, Angie, played collegiate volleyball at California ... His father Paul was the original point forward in the NBA and is now an assistant on Byron Scott's staff in Cleveland ... Selected Missouri over Arizona, UConn and UCLA ... Lists his father as the most influential person in his life ... Chris Paul is the best player he has ever faced ... Father was an assistant for the New Orleans Hornets during that time and he twice participated in the CP3 Point Guard Camp ... Favorite musical artist is Jay-Z ... Mike Epps is his favorite actor.





**POSITION** Guard

**HEIGHT** 6-1

**WEIGHT** 186

**BIRTHDATE** 02/22/86

**BIRTHPLACE** Louisville, KY

**HIGH SCHOOL** Oak Hill Academy  
(Mouth of Wilson, VA)

**COLLEGE** Kentucky

**YEARS** Starting 9th

**DRAFTED** Phoenix Suns,  
First Round, 21st overall pick,  
2006 NBA Draft

# RAJON RONDO

# #9

## CAREER STATISTICS

### NBA REGULAR SEASON RECORD

| YEAR TEAM     | G-GS           | MIN          | FGM-FGA          | PCT         | FG3-FG3A       | PCT         | FT-FTA          | PCT         | OFF-DEF-TOT          | AST         | PF-DQ         | STL        | TO          | BS        | PTS         | AVG         |
|---------------|----------------|--------------|------------------|-------------|----------------|-------------|-----------------|-------------|----------------------|-------------|---------------|------------|-------------|-----------|-------------|-------------|
| 06-07 Boston  | 78-25          | 1831         | 188-450          | .418        | 6-29           | .207        | 119-184         | .647        | 74-218-292           | 297         | 181-1         | 128        | 137         | 8         | 501         | 6.4         |
| 07-08 Boston  | 77-77          | 2305         | 351-713          | .492        | 5-19           | .263        | 107-175         | .611        | 78-244-322           | 393         | 187-1         | 129        | 147         | 13        | 814         | 10.6        |
| 08-09 Boston  | 80-80          | 2642         | 383-759          | .505        | 15-48          | .313        | 172-268         | .642        | 100-316-416          | 659         | 193-0         | 149        | 209         | 11        | 953         | 11.9        |
| 09-10 Boston  | 81-81          | 2963         | 459-904          | .508        | 17-80          | .215        | 175-282         | .621        | 100-260-360          | 794         | 198-0         | 189        | 246         | 11        | 1110        | 13.7        |
| 10-11 Boston  | 68-68          | 2527         | 318-670          | .475        | 10-43          | .233        | 75-132          | .568        | 87-210-297           | 760         | 120-0         | 153        | 234         | 11        | 721         | 10.6        |
| 11-12 Boston  | 53-53          | 1957         | 256-572          | .448        | 10-42          | .238        | 108-181         | .597        | 62-195-257           | 620         | 99-0          | 95         | 193         | 3         | 630         | 11.9        |
| 12-13 Boston  | 38-38          | 1423         | 225-465          | .484        | 12-50          | .240        | 60-93           | .645        | 43-169-212           | 420         | 96-1          | 70         | 148         | 9         | 522         | 13.7        |
| 13-14 Boston  | 30-30          | 998          | 141-350          | .403        | 26-90          | .289        | 42-67           | .627        | 22-142-164           | 294         | 65-0          | 40         | 99          | 2         | 350         | 11.7        |
| <b>TOTALS</b> | <b>505-452</b> | <b>16647</b> | <b>2321-4883</b> | <b>.475</b> | <b>101-401</b> | <b>.252</b> | <b>858-1352</b> | <b>.621</b> | <b>566-1754-2320</b> | <b>4237</b> | <b>1139-3</b> | <b>953</b> | <b>1413</b> | <b>68</b> | <b>5601</b> | <b>11.1</b> |

### NBA PLAYOFF RECORD

| YEAR TEAM     | G-GS         | MIN         | FGM-FGA         | PCT         | FG3-FG3A      | PCT         | FT-FTA         | PCT         | OFF-DEF-TOT        | AST        | PF-DQ        | STL        | TO         | BS        | PTS         | AVG         |
|---------------|--------------|-------------|-----------------|-------------|---------------|-------------|----------------|-------------|--------------------|------------|--------------|------------|------------|-----------|-------------|-------------|
| 07-08 Boston  | 26-26        | 831         | 107-263         | .407        | 5-20          | .250        | 47-68          | .691        | 39-68-107          | 172        | 74-0         | 45         | 47         | 8         | 266         | 10.2        |
| 08-09 Boston  | 14-14        | 577         | 93-223          | .417        | 6-24          | .250        | 44-67          | .657        | 32-104-136         | 137        | 47-0         | 35         | 38         | 3         | 236         | 16.9        |
| 09-10 Boston  | 24-24        | 975         | 151-326         | .463        | 9-24          | .375        | 68-114         | .596        | 38-96-134          | 223        | 57-0         | 46         | 72         | 3         | 379         | 15.8        |
| 10-11 Boston  | 9-9          | 345         | 51-107          | .477        | 0-3           | .000        | 24-38          | .632        | 11-38-49           | 86         | 16-0         | 10         | 33         | 0         | 126         | 14.0        |
| 11-12 Boston  | 20-20        | 810         | 141-301         | .468        | 8-30          | .267        | 39-56          | .696        | 35-93-128          | 227        | 40-0         | 45         | 72         | 2         | 329         | 17.3        |
| <b>TOTALS</b> | <b>93-93</b> | <b>3537</b> | <b>543-1220</b> | <b>.445</b> | <b>28-101</b> | <b>.277</b> | <b>222-343</b> | <b>.647</b> | <b>155-399-554</b> | <b>845</b> | <b>234-0</b> | <b>181</b> | <b>262</b> | <b>16</b> | <b>1336</b> | <b>14.4</b> |

## CAREER HIGHS

### CAREER REGULAR SEASON SINGLE-GAME HIGHS

|                         |   |
|-------------------------|---|
| Minutes                 | 50, 01/06/10, Boston at Miami               |
| Field Goals             | 15, 02/15/12, Detroit at Boston             |
| Field Goal Attempts     | 27, 02/15/12, Detroit at Boston             |
| Three-Point Field Goals | 4, 02/12/14, San Antonio at Boston          |
| Three-Point Attempts    | 6, 03/30/14, Chicago at Boston (Six Times)  |
| Free Throws             | 11, 04/08/09, New Jersey at Boston (Twice)  |
| Free Throws Attempts    | 15, 12/15/08, Utah at Boston                |
| Offensive Rebounds      | 6, 03/24/10, Denver at Boston (Three Times) |
| Defensive Rebounds      | 13, 03/04/12, New York at Boston (Twice)    |
| Rebounds                | 17, 03/04/12, New York at Boston            |
| Assists                 | 24, 10/29/10, New York at Boston            |
| Steals                  | 8, 03/23/11, Memphis at Boston              |
| Turnovers               | 9, 01/06/09, Boston at Charlotte            |
| Blocks                  | 3, 12/07/12, Boston at Philadelphia (Twice) |
| Points                  | 35, 02/15/12, Detroit at Boston             |

### CAREER POSTSEASON SINGLE-GAME HIGHS

|                         |   |
|-------------------------|---|
| Minutes                 | 58, 04/30/09, Boston at Chicago             |
| Field Goals             | 16, 05/30/12, Boston at Miami               |
| Field Goal Attempts     | 24, 05/30/12, Boston at Miami               |
| Three-Point Field Goals | 2, 05/30/12, Boston at Miami (Six Times)    |
| Three-Point Attempts    | 4, 05/26/12, Philadelphia at Boston (Twice) |
| Free Throws             | 12, 05/01/10, Boston at Cleveland           |
| Free Throws Attempts    | 14, 05/01/10, Boston at Cleveland           |
| Offensive Rebounds      | 7, 07/20/09, Chicago at Boston              |
| Defensive Rebounds      | 14, 05/09/10, Cleveland at Boston           |
| Rebounds                | 18, 05/09/10, Cleveland at Boston           |
| Assists                 | 20, 04/22/11, Boston at New York            |
| Steals                  | 6, 06/17/08, LA Lakers at Boston            |
| Turnovers               | 7, 06/07/12, Miami at Boston (Five Times)   |
| Blocks                  | 2, 05/02/09, Chicago at Boston (Twice)      |
| Points                  | 44, 05/30/12, Boston at Miami               |

**2013-14 SEASON:** Averaged 11.7 points, 5.5 rebounds, 9.8 assists and 1.33 steals in 33.3 minutes per game...Made his season debut against the LA Lakers on Jan. 17 and recorded eight points, two rebounds, four assists and two steals in 19:25...Recorded a season-high 13 points to go along with a season-high eight rebounds and a then season-high-tying eight assists against Brooklyn on Jan. 26...Recorded his first double-double of the season with a new season-high of 19 points and 10 assists to go along with six rebounds and a season-high three steals against Orlando on Feb. 2...Recorded a new season-high of nine rebounds against Philadelphia on Feb. 5...Recorded a career-high three three-pointers against Dallas on Feb. 9 while also recording a new season-high of 12 assists...Set a new career-high in three-pointers with four against San Antonio on Feb. 12...Set a new season-high with 22 points against Atlanta on Feb. 26...Became just the 23rd player in franchise history to appear in 500 games for the Celtics on Mar. 28 against Toronto...Recorded his only triple-double of the season with 11 points, a new season-high of 11 rebounds and 16 assists against Philadelphia on Apr. 4...Recorded his 4,000th assist against Dallas on Feb. 9...Recorded 18 assists and zero turnovers against Detroit on Mar. 9...Also passed Bill Russell in that contest for fifth highest assist total in Celtic franchise history...Led the Celtics in scoring four times, in rebounds four times, assists 27 times, steals nine times, blocks once and minutes nine times...Recorded double-digits in scoring in 17 games and 20 or more points twice...Recorded 13 double-doubles and one triple-double...Missed a total of 42 games due to injury this season: 39 games due to rehab from a torn ACL, right knee (10/30-1/13/14), two games due to a bruised left shin (4/11-4/12/14) and one game due to a strained left hamstring (4/16/14).

**PROFESSIONAL CAREER: 2012-13:** Averaged 13.7 points, 5.6 rebounds, 11.1 assists and 1.84 steals in 37.4 minutes per game...Appeared in only 38 games due to a torn ACL in his right knee...Recorded 20 assists against Philadelphia on Nov. 9...Recorded 20 points, nine rebounds, 10 assists and five steals against Chicago on Nov. 12...Recorded his second 20 assist game of the season against Toronto on Nov. 17...Tied John Stockton for the second longest streak with 10 or more assists in a game against Orlando on Nov. 25 by recording 16 assists which marked his 37th consecutive game with 10 or more assists...Had streak snapped the next game when he was ejected just before half-time for an altercation...Recorded his first triple-double of the season with 16 points, 13 rebounds, 14 assists to go along with three steals and a career-high-tying three blocks against Philadelphia on Dec. 7...Netted a season-high 26 points against Chicago on Dec. 18...Recorded his second triple-double of the season with 14 points, 11 rebounds and 10 assists against Atlanta on Jan. 5...Recorded his third double-double of the season with 17 points, 10 rebounds and 12 assists against Charlotte on Jan. 14...Named as a starter for the Eastern Conference in the 2013 NBA All-Star Game in Houston...Recorded his fourth triple-double of the season with 23 points, 10 rebounds and 11 assists against New York on Jan. 24...Recorded his fifth triple-double in the next game against Atlanta on Jan. 25 with 16 points, 10 rebounds and 11 assists...Suffered a torn ACL in his right knee against Atlanta on Jan. 25 and was ruled out for the remainder of the season on Jan. 27.

**PLAYOFFS:** Did not play in 2013 playoffs due to injury...

**2011-12:** Averaged 11.9 points, 4.8 rebounds, an NBA-best 11.7 assists and 1.79 steals in 36.9 minutes per game...Named to All-NBA Third Team and Second Team All-Defense...Became the first Celtic to lead the NBA in assists per game since Bob Cousy during the 1959-60 season...Passed K.C. Jones for eighth on the Celtics all-time assist list on Opening Night when he recorded 13 assists against the Knicks on Dec. 25...Recorded his first triple-double of the season with 18 points, 11 rebounds and 14 assists against Washington (1/1)...Recorded his 3,000th career assist against Chicago on Jan. 13...Appeared in his 400th career game against Charlotte on Feb. 7...Recorded his 15th career triple-double when he scored a career-high tying 32 points to go along with 10 rebounds and a season-high 15 assists against Chicago on Feb. 12...Became just the fifth active player to record 10 field goals and 10 free throws in a triple-double joining LeBron James, Russell Westbrook, Richard Jefferson and Tracy McGrady...Became the first player in more than two decades to record a 30-15-10 triple-double with 10 field goals and 10 free throws in a non-overtime game joining Magic Johnson, Michael Jordan, Hakeem Olajuwon and Larry Bird as the only players to accomplish that feat since 1980 with Olajuwon's being the most recent in 1989...Recorded a career-high 35 points on 15-of-27 shooting against Detroit on Feb. 15...Named to the Eastern Conference All-Star Team as a replacement for Joe Johnson...Scored two points, had two rebounds and handed out eight assists in 15:34 of action during the All-Star Game...Was named as a replacement for Stephen Curry for the Taco Bell Skills Challenge at All-Star weekend and finished in second place...Recorded his third triple-double of the season with 15 points, 11 rebounds and 10 assists against Milwaukee on Feb. 29...Recorded his fourth triple-double of the season with 18 points, a career-high 17 rebounds and a season-high 20 assists...Became first player since Magic Johnson to record 17 or more points, rebounds and assists in a game since Apr. 18, 1989...Became first player since Wilt Chamberlain to have a triple double with 18 points, 20 assists and 17 rebounds since Wilt recorded 22 pts, 25 rebs, 21 asts on February 2, 1968...Recorded fifth triple-double of the season when he scored 16 points, grabbed 11 boards and handed out 14 assists against Miami on Apr. 1...Recorded his sixth triple-double of the season with 10 points, 10 rebounds and a season-high-tying 20 assists against Atlanta on Apr. 11...Recorded 24 straight games with 10 or more assists from Mar. 11 through Apr. 26 which is the longest streak in the NBA since John Stockton recorded 29 straight in 1992...Missed four games during the streak due to injury...

**PLAYOFFS:** Averaged 17.3 points, 6.7 rebounds, 11.9 assists and 2.37 assists in 42.6 minutes per game...Recorded a playoff-career high 44 points to go along with 10 assists and eight rebounds in Game 2 of the Eastern Conference Finals against Miami...He was the first player in NBA postseason history to record those totals in a game...Recorded four triple-doubles during the postseason: Game 7 against Miami (22 pts, 10 rebs, 14 asts), Game 7 against Philadelphia (18 pts, 10 rebs, 10 asts), Game 1 against Philadelphia (13 pts, 12 rebs, 17 asts), Game 2 against Atlanta (17 pts, 14 rebs, 12 asts)...Became just the second player in NBA playoff history to record 13 or more assists in the first five games of a series joining Magic Johnson (accomplished against Philadelphia)...Also recorded 14.1 points, 7.4 rebounds and 12.7 assists per game against Philadelphia (only one other player has matched or bettered those totals for a seven game series: Magic Johnson against Boston in 1984 NBA Finals: 18.0 points, 7.7 rebounds and 13.6 assists)...

**2010-11:** Averaged 10.6 points, 4.4 rebounds, a career-high 11.2 assists and 2.25 steals in 37.2 minutes per game...His 11.2 assists per game set a new franchise record and he finished second in the NBA in assists and steals per game...Recorded his 10th career triple-double (first this season) when he recorded 10 points, 10 rebounds and a career-high 24 assists against New York (10/29)...Set the NBA record for most assists through four games (67) previously held by John Stockton and Magic

*continued on next page...*

## **RAJON RONDO** *continued from previous page.*

Johnson (65)...Recorded his second triple-double of the season with 12 points, 10 rebounds and 23 assists to go along with a season-high six steals against San Antonio (1/5)...Recorded 10 points and 16 assists against LA Lakers (1/30)...Named to his second consecutive All-Star Game as a member of the Eastern Conference reserves...Netted a season-high 26 points against Orlando (2/6)...Recorded his third triple-double of the season with 11 points, 10 rebounds and 10 assists against Miami (2/13)...Netted 10 or more points 36 times and had five games of 20-plus points...Recorded a team-high 31 double-doubles...Led the C's in scoring in four games, in rebounds seven times, in assists 65 times, in steals 37 times, in blocks once and in minutes 30 times...**PLAYOFFS:** Averaged 14.0 points, 5.4 rebounds, 9.6 assists and 1.11 steals in 38.3 minutes per game...Recorded his sixth career postseason triple double against New York (4/22) when he had 15 points, 11 rebounds and 20 assists joining Magic Johnson as the only other player in NBA history to record a postseason triple-double with 20 or more assists...Dislocated his left elbow during the third quarter of Game 3 against Miami but would not miss any games due to the injury...**2009-10:** Averaged 13.7 points, 4.4 rebounds, 9.8 assists and 2.28 steals in 36.6 minutes per game...became just the third Celtic to post 30 points and 15 assists in the same game joining Larry Bird and Bob Cousy when he recorded those numbers against Golden State (12/28)...Led the NBA in total steals (189) and steals per game (2.28)...Became the first Celtic since Sherman Douglas to record five 15-plus assist games in one calendar year since Douglas had five in 1993...Became the first Celtic to post 11 points, nine rebounds, 13 assists and five steals since the Elias Sports Bureau began tracking steals during the 1973-74 season (posted stats against Milwaukee (12/8))...Had 45 games in which he recorded 10+ assists...Led the C's in assists in 80 games, in points 14 times, in rebounds 13 times and in steals in 56 games...Recorded a career-high 40 double-doubles...Missed game against Toronto (1/2) due to a strained left hamstring...Recorded a season-high 30 points against Golden State (12/28)...Pulled down a season-high 13 boards against Orlando (12/25)...Handed out a career-high 18 assists against Sacramento (3/26)...Played his 300th career game against Detroit (3/15)...Notched two triple doubles on the season (22 pts, 10 reb, 13 asts at Toronto and 11 pts, 11 reb, 15 asts against Denver)...Earned his first All-Star Game appearance when he was named as a reserve to the 2010 Eastern Conference All-Star Team...**PLAYOFFS:** Averaged 15.8 points, 5.6 rebounds, 9.3 assists and 1.92 steals in 40.6 minutes per postseason career to reach 12 or more assists in a game thus passing Larry Bird for second most games with that many assists...Recorded 21 points, 12 assists and five steals in the deciding Game 6 against Cleveland marking it the fifth time a player has recorded those numbers in a deciding game in which his team was the winner (Johnny Moore, Clyde Drexler, Michael Jordan, Jason Kidd)...Posted two triple doubles (Game 2 vs. LA: 19 pts, 12 reb, 10 asts; Game 4 against Cleveland: 29 pts, 18 reb, 13 asts)...Became just the third player in NBA postseason history to record a triple-double of 29 points, 18 rebounds and 13 assists against Cleveland in Game 4 of the Eastern Conference Semifinals (Oscar Robertson, Wilt Chamberlain were previous two)...Moved to sixth all-time in Celtics postseason history for assists...**2008-09:** Averaged 11.9 points, 5.2 rebounds, 8.2 assists and 1.85 steals in 33.0 minutes per game...Finished ranked sixth in the NBA in assists per game and fifth in steals per game...Finished fifth in the NBA in total assists (659)...Scored in double figures in 43 games including 13 games with 20 or more points and two games with 30 or more points...Netted a career-high 32 points on his 23rd birthday at Phoenix (2/22)...Posted two triple-doubles (12/3 vs. Indiana, 2/12 at Dallas)...Posted 13 double-doubles...Dished out a career-high 17 assists twice (2/27 vs. Indiana, 12/3 vs. Indiana)...Tied a season-high with seven steals vs. Denver (11/14)...Finished with the fourth highest assist total in a single season in franchise history (659)...**PLAYOFFS:** Joined Larry Bird as the only Celtics to have posted three triple-doubles in the same postseason...Averaged 16.9 points, 9.7 rebounds, 9.8 assists and 2.50 steals in 41.2 minutes per game...Averaged 19.4 points, 9.3 rebounds and 11.6 assists in the First Round against Chicago...Averaged 14.3 points, 10.1 rebounds and 8.0 assists in the Conference Semifinals against Orlando...Also recorded six double-doubles...**2007-08:** Averaged 10.6 points, 4.2 rebounds, 5.1 assists and 1.68 steals in 29.9 minutes per game...Dished out ten or more assists six times...Led Celtics in assists 36 times and rebounds five times...Led the Celtics in scoring twice...scored a career high 25 points on 12/23 against Orlando...Scored 23 points and grabbed six boards at Miami (1/29)...Swiped five steals at Miami (11/30)...Notched a double-double with 14 points and a season-high 12 boards against Dallas (1/31)...Swiped a season high six steals at Orlando (1/27)...Named to the T-Mobile Rookie-Sophomore Challenge and Youth Jam where he was a starter recording six points and six assists in 18 minutes of action...Became the first Celtic since Sherman Douglas in 1995 to record 15 or more assists in a game when he dished out a career-high 16 assists on 2/29/08 against Charlotte...Finished the season ranked 13th in the NBA in steals per game...Ranked 35th in the NBA in field goal percentage (.492)...Ranked 22nd in the NBA in assists per game (5.1)...**PLAYOFFS:** Averaged 10.2 points, 4.1 rebounds, 6.6 assists and 1.73 steals in 32.0 minutes per game in the post-season...Scored 21 points, grabbed seven boards, dished out eight assists and swiped six steals in 32 minutes in Game 6 of the NBA Finals...His six steals in Game 6 ties him for second all-time in steals recorded in a single game with John Havlicek, Steve Mix and Maurice Cheeks...Recorded 16 assists in Game 2 of the Finals, the most recorded by a player since Magic Johnson had 20 assists in 1991...Recorded second highest single post-season assist mark by a Celtic in post season history (172)...Dished out 13 assists in Game 5 against Detroit of the ECF...Scored 10 points, grabbed nine boards and had eight assists in Game 2 of the ECF against Detroit...Scored 20 points and dished out 13 assists in Game 5 of the Semifinals against Cleveland...Scored 14 points and dished out 12 assists in Game 4 of the First Round against Atlanta...Posted two double-doubles...**2006-07:** Averaged 6.4 points, 3.7 boards, 3.8 assists and 1.64 steals in 23.5 minutes per game...Scored 19 points, dished out nine assists and swiped six steals against Detroit (4/18)...Scored 17 points and dished out eight assists at Miami (4/16)...Scored 16 points and dished out eight assists at Atlanta (4/10)...Scored 14 points, grabbed eight boards, dished out eight assists and swiped a career high of seven steals at Indiana (4/7)...Scored 11 points and grabbed 10 boards for his third double-double against Miami (4/6)...Scored 16 points and dished out eight assists against Toronto (3/26)...Grabbed a career high of 14 boards at San Antonio (3/17)...Scored 13 points and dished out 10 assists against Atlanta (3/14)...Scored 12 points, dished out eight assists and grabbed seven boards in a career high 47 minutes against Chicago (3/11)...Dished out a career-high 11 assists at Detroit (2/6)...In his first career start, scored 23 points, grabbed six boards, dished out six assists and swiped four steals in a season high 43 minutes against the L.A. Clippers (2/2)...Rejected a career high two shots against Atlanta (1/24)...Recorded his first career double-double scoring 10 points and grabbing 10 boards while dishing out seven assists at Washington (1/20)...Scored a career-high 23 points, dished out five assists and tied a career-high of four steals against Toronto (1/12)...Scored 13 points and dished out three assists against

Utah (11/10).

**COLLEGE CAREER: 2005-06:** Led the SEC in assists (4.9 apg) and ranked second in steals (2.0 spg), while averaging 11.2 points and a team-high 6.1 rebounds...Scored in double figures 17 times and had five games of 10 or more rebounds... Recorded career-high 25 points on 7-for-12 shooting and dished out seven assists vs. Louisville... Tallied 21 points and nine rebounds vs. Indiana...Posted a double-double of 15 points and 10 rebounds vs. West Virginia...Pulled down a career-high 19 rebounds vs. Iowa, the highest total ever by a Kentucky guard... Dished out a career-high 12 assists with zero turnovers vs. Ole Miss...Notched 11 points, eight rebounds and six assists vs. Connecticut in the second round of the NCAA Tournament... **2004-05:** Named to the SEC All-Freshmen Team...Set Kentucky single-season record for steals with 87 swipes...Had at least one steal in each game...Tied Kentucky's single-game record with eight steals, in just 20 minutes, vs. Mississippi State...Scored double figures in his first three NCAA Tournament games...Handed out a season-high eight assists with no turnovers at Vanderbilt.

**HOW ACQUIRED:** Draft rights acquired from Phoenix along with Brian Grant and cash considerations in exchange for a future first round pick on June 28, 2006.

**PERSONAL:** Full name is Rajon Pierre Rondo...Son of Amber Rondo...Majored in Communications...Favorite pregame meal is grilled chicken...Favorite car is a Lamborghini...Favorite movie is Cinderella Man...Favorite NBA player growing up was Isiah Thomas...Enjoys shopping in his spare time...Favorite actor is Will Smith.





**POSITION** Guard

**HEIGHT** 6-4

**WEIGHT** 220

**BIRTHDATE** 03/06/94

**BIRTHPLACE** Flower Mound, TX

**HIGH SCHOOL** Marcus HS (Flower Mound, TX)

**COLLEGE** Oklahoma State

**YEARS** Starting 1st

**DRAFTED** Boston Celtics, First Round, 6th overall pick, 2014 NBA Draft

# MARCUS SMART #36

## COLLEGE STATISTICS

| YEAR TEAM         | G-GS         | MIN         | FGM-FGA        | PCT         | FG3-FG3A      | PCT         | FT-FTA         | PCT         | OFF-DEF-TOT       | AST        | PF-DQ        | STL        | TO         | BS        | PTS         | AVG         |
|-------------------|--------------|-------------|----------------|-------------|---------------|-------------|----------------|-------------|-------------------|------------|--------------|------------|------------|-----------|-------------|-------------|
| 12-13 Okla. State | 33-33        | 1106        | 151-374        | .404        | 38-131        | .290        | 167-215        | .777        | 50-142-192        | 139        | 92-1         | 99         | 111        | 22        | 507         | 15.4        |
| 13-14 Okla. State | 31-31        | 1014        | 163-386        | .422        | 49-164        | .299        | 182-250        | .728        | 44-139-183        | 148        | 91-2         | 89         | 82         | 18        | 557         | 18.0        |
| <b>TOTALS</b>     | <b>64-64</b> | <b>2120</b> | <b>314-760</b> | <b>.413</b> | <b>87-295</b> | <b>.295</b> | <b>349-465</b> | <b>.751</b> | <b>94-281-375</b> | <b>287</b> | <b>183-3</b> | <b>188</b> | <b>193</b> | <b>40</b> | <b>1064</b> | <b>16.6</b> |

**COLLEGE CAREER:** 2013-14 (Sophomore): Averaged 12.8 points and 6.1 rebounds in 29.0 minutes per game...Named to All-Big 12 First Team and Big 12 All-Defensive Team...All-District VI by USBWA and Second Team All-District 8 by the NABC...Associated Press Preseason All-American...Named to midseason watch lists for the Wooden Award, Naismith Trophy, Robertson Trophy and Cousy Award...Became the 39th 1,000 point scorer in OSU history against Iowa State...Finished career ranked second in steals in OSU history...Named Big 12 Conference Player of the Week three times...Grabbed a career-high 14 rebounds against West Virginia...Named to the Old Spice Classic All-Tournament Team...Recorded a career-high 39 points against Memphis in which he also set career-highs for field goals made (11), three-pointers made (five) and free-throws made (12)...39 points was most ever recorded by a OSU sophomore and tied for seventh-most all-time...Recorded a school record nine steals against Utah Valley...2012-13 (Freshman): named the Integris Wayman Tisdale Award Winner, presented annually by the U.S. Basketball Writers Association to the nation's top freshman...named a second-team All-American by the U.S. Basketball Writers Association...named a first-team All-American and the national Freshman of the Year by Sporting News...a unanimous selection as both the Big 12 Player of the Year and Big 12 Freshman of the Year (Big 12 Coaches and Associated Press)...a unanimous selection to the All-Big 12 First Team...named to the Big 12 All-Rookie Team and the Big 12 All-Defensive Team by the league coaches...one of five finalists for the Cousy Award, honoring the nation's top point guard; only freshman on the list...one of 14 finalists for the Robertson Trophy...one of 15 finalists for the John R. Wooden Award...finished the season with 99 steals, tying former Cowboy and current UTSA head coach Brooks Thompson for the single-season record...owns the Big 12 single-season steals record for a freshman with 99, surpassing the previous record of 89 held by Kansas' Mario Chalmers; fell three shy of the Big 12 single-season record of 102, set by Nebraska's Cookie Belcher in 1998-99...is just the second Cowboy freshman in school history to average 15 or more points per game

**HIGH SCHOOL:** Named a McDonald's All-American...was an ESPNHS first-team All-American...a two-time Gatorade Player of the Year in the state of Texas and a finalist for the Gatorade National Player of the Year in 2012...named the Class 5A Player of the Year by the Texas Association of Basketball Coaches as a senior...averaged 15.1 points, 9.2 rebounds, 5.0 assists, 2.8 steals and 1.3 blocks per game while shooting 66.9 percent from the floor...also took 43 charges during the season...led his team to a 39-2 record and a second-straight Class 5A title...recorded 15 points, eight rebounds, five assists and five steals in the 2012 Texas Class 5A State championship game vs Fort Bend Travis was the No. 3 shooting guard and 10th-ranked player overall according to Rivals.com...ranked the No. 2 shooting guard and 13th-ranked player overall according to Scout.com...top-ranked shooting guard in the country and the No. 10 ranked player nationally according to ESPN.

**PERSONAL:** : Marcus is the son of Camellia Smart and Billy Frank. He has three older brothers: Todd Westbrook (deceased), Jeff Westbrook and Michael Smart. Marcus played competitive football until the sixth grade and enjoys playing tennis in his spare time...Was a member of the 2014 USA Select Team that practiced against Team USA in preparation for the 2014 FIBA World Championships...Also was a member of the U-19 Team USA that won the gold medal during the 2013 FIBA U-19 World Championships in the Czech Republic.





**POSITION** Forward

**HEIGHT** 6-9

**WEIGHT** 280

**BIRTHDATE** 03/04/92

**BIRTHPLACE** Columbus, OH

**HIGH SCHOOL** Northland HS (Columbus, OH)

**COLLEGE** Ohio State

**YEARS** Starting 3rd

**DRAFTED** Boston Celtics, First Round, 21st overall pick, 2012 NBA Draft

# JARED SULLINGER #7

## CAREER STATISTICS

### NBA REGULAR SEASON RECORD

| YEAR TEAM     | G-GS          | MIN         | FGM-FGA         | PCT         | FG3-FG3A      | PCT         | FT-FTA         | PCT         | OFF-DEF-TOT        | AST        | PF-DQ         | STL       | TO         | BS        | PTS         | AVG         |
|---------------|---------------|-------------|-----------------|-------------|---------------|-------------|----------------|-------------|--------------------|------------|---------------|-----------|------------|-----------|-------------|-------------|
| 12-13 Boston  | 45-5          | 892         | 384-899         | .427        | 56-208        | .269        | 158-203        | .778        | 92-172-264         | 35         | 154-8         | 22        | 29         | 22        | 270         | 6.0         |
| 12-13 Boston  | 74-44         | 2041        | 384-899         | .427        | 56-208        | .269        | 158-203        | .778        | 241-360-601        | 118        | 251-3         | 35        | 119        | 49        | 982         | 13.3        |
| <b>TOTALS</b> | <b>119-49</b> | <b>2933</b> | <b>495-1124</b> | <b>.440</b> | <b>57-213</b> | <b>.268</b> | <b>205-266</b> | <b>.771</b> | <b>333-532-865</b> | <b>153</b> | <b>405-11</b> | <b>57</b> | <b>148</b> | <b>71</b> | <b>1252</b> | <b>10.5</b> |

## CAREER HIGHS

### CAREER REGULAR SEASON SINGLE-GAME HIGHS

|                         |   |
|-------------------------|---|
| Minutes                 | 39, 02/02/14, Orlando at Boston (Twice)         |
| Field Goals             | 14, 02/07/14, Sacramento at Boston              |
| Field Goal Attempts     | 25, 01/29/14, Philadelphia at Boston            |
| Three-Point Field Goals | 4, 04/05/14, Boston at Detroit (Three Times)    |
| Three-Point Attempts    | 6, 04/05/14, Boston at Detroit (Six Times)      |
| Free Throws             | 10, 01/15/14, Toronto at Boston                 |
| Free Throw Attempts     | 14, 01/15/14, Toronto at Boston                 |
| Offensive Rebounds      | 9, 02/21/14, Boston at LA Lakers (Twice)        |
| Defensive Rebounds      | 13, 11/20/13, Boston at San Antonio             |
| Rebounds                | 20, 01/15/14, Toronto at Boston                 |
| Assists                 | 5, 04/05/14, Boston at Detroit (Three Times)    |
| Steals                  | 3, 01/27/13, Miami at Boston                    |
| Turnovers               | 4, 03/16/14, Boston at New Orleans (Five Times) |
| Blocks                  | 4, 02/10/14, Boston at Milwaukee (Twice)        |
| Points                  | 31, 02/07/14, Sacramento at Boston              |

### CAREER POSTSEASON SINGLE-GAME HIGHS

|                         |      |
|-------------------------|------|
| Minutes                 | None |
| Field Goals             | None |
| Field Goal Attempts     | None |
| Three-Point Field Goals | None |
| Three-Point Attempts    | None |
| Free Throws             | None |
| Free Throw Attempts     | None |
| Offensive Rebounds      | None |
| Defensive Rebounds      | None |
| Total Rebounds          | None |
| Assists                 | None |
| Steals                  | None |
| Turnovers               | None |
| Blocks                  | None |
| Points                  | None |

**2013-14 SEASON:** Averaged 13.3 points, 8.3 rebounds and 1.6 assists in 27.6 minutes per game...Missed the first game of the season due to a team imposed one game suspension...Made his return to regular season action after missing the final 37 games of the 2012-13 season due to back surgery by recording 10 points and three rebounds in 10:23 against Milwaukee on Nov. 1...Matched his career-high with 16 points and seven field goals made at Memphis on Nov. 4...Set a new career-high of 26 points to go along with eight rebounds against Portland on Nov. 15...Pulled down a career-high 17 rebounds at San Antonio on Nov. 20...Set a new career-high with four three pointers against Cleveland on Nov. 29...Recorded 24 points, 11 rebounds and set new career-highs with five assists and nine free throws made against Minnesota on Dec. 16...Recorded nine offensive rebounds against New Orleans on Jan. 3...Tied a then career-high with three blocks against Brooklyn on Jan. 26...Recorded 19 points, 10 rebounds, a career-high-tying five assists and a career-high four blocks against the Sixers on Feb. 5 becoming the only other Celtic in the last 24 seasons to record those numbers in a game along with Antoine Walker (Nov. 5, 1997 20 pts, 13 rebs, five asts, four blks against Miami)...Recorded a new career-high of 31 points to go along with 16 rebounds against Sacramento on Feb. 7...Named the NBA's Eastern Conference Player of the Week for the week ending Feb. 9 where he averaged 20.3 points, 12.7 rebounds and 1.67 blocks over three games...Tied his career-high with four blocks against Milwaukee on Feb. 10...Was named a starter for the BBVA Compass Rising Star Challenge at All-Star weekend during which he recorded 13 points, two rebounds, four assists and two blocks...In his 44 starts for the team this season he averaged 13.9 points, 9.0 rebounds and 1.8 assists in 29.4 minutes per game...Led the Celtics in scoring 13 times, in rebounds a team-high 33 times, in assists once, in steals six times, in blocks 18 times and in minutes seven times...Recorded 10 or more points in 54 games, 20 or more points in 14 games and 30 or more points once...Recorded a team-high 22 double-doubles...Missed seven games due to injury this season; one game due to a bone bruise in his right knee (11/13/13), three games due to a mild concussion (2/22-2/26/14) and three games due to a mild left ankle sprain (4/12-4/16/14).

**PROFESSIONAL CAREER: 2012-13 SEASON:** Averaged 6.0 points, 5.9 rebounds and shot 49.3% from the field in 45 games...Had lumbar disc surgery on Feb. 1 and missed the remainder of the season...Made his NBA debut against Miami on 10/30 and recorded two points and one rebound in eight minutes of action off the bench...Recorded his first career start against Washington on Nov. 3 and recorded four points, seven rebounds, one steal and one assist in 30 minutes...Handed out a season-high four assists and knocked down his first career three-pointer against Chicago on Nov. 12...Recorded his first double-double with 12 points and 11 boards against Toronto on Nov. 17...Notched a season-high 16 points at Detroit on Nov. 18...Tied his season high with 16 points to go along with seven boards against Brooklyn on Dec. 25...Pulled down a career-high 16 rebounds to go along with 12 points and three assists for his second double-double against Phoenix on Jan. 9...Notched his second consecutive double-double against Houston with 14 points and 11 boards on Jan. 11...Swiped a season-high three steals against Miami on Jan. 27...**PLAYOFFS:** Missed the 2013 playoffs due to injury.

**COLLEGE CAREER:** 2011-12 (Sophomore): Averaged 17.5 points and 9.2 rebounds in 30.4 minutes per game, helping the Buckeyes reach the Final Four...A Consensus First Team All-American...Finalist for the John R. Wooden National Player of the Year Award...First Team All-Big Ten and NABC First Team All-District 7...NCAA Tournament East Region Most Outstanding Player and All-East Region Team...Top performances included a season-high 30 points (12-17 FGs), 12 rebounds and three blocks in a win over Purdue in the Big Ten Tournament...Had 28 points at Iowa, hitting a career-high-tying 13 field goals in 18 attempts, and adding eight boards and a personal-best four steals...Posted 27 points and 13 rebounds vs. North Florida...Collected 22 points and 18 rebounds (one off his career high), including personal-best 11 offensive, at Northwestern...Scored the game-winning bucket vs. the Wildcats on a layup with two seconds remaining...Tallied game-high 17 points and 16 rebounds (eight off.) vs. Michigan State...2010-11 (Freshman): Averaged 17.2 points and 10.2 rebounds...Earned multiple National Freshman of the Year honors (Sporting News, Wayman Tisdale Award)...Tabbed Big Ten Tournament Most Outstanding Player and Big Ten Freshman of the Year...Led the Big Ten in rebounds (377)...Second in boards per game in league games only (9.4)...Earned six-consecutive Big Ten Freshman of the Week awards (11 overall) and four conference Player of the Week awards...His 635 points were the second most ever by an OSU freshman...Established OSU frosh scoring record (40 vs. IUPUI)...Had 30 points and 19 rebounds vs. South Carolina...Went for 29 points and eight boards at Northwestern...Collected 27 points and 16 rebounds in win over No. 23 Illinois...Had 26 points and 10 rebounds in just his second college game, vs. Florida...Contributed a game-high 21 points and 16 rebounds in the NCAA East Regional Semifinal vs. Kentucky...Had 20 points, shooting 16-of-18 from the free throw line, and 18 boards vs. Northwestern...Accumulated 19 points and 15 rebounds vs. Michigan...With 19 points and 14 rebounds vs. NC A&T, became first Buckeye to have a double-double in their debut since Herb Williams in 1977.

**HOW ACQUIRED:** Selected by the Boston Celtics in the First Round (21st overall) in the 2012 NBA Draft.

**PERSONAL:** Played for his father, Satch, as a high school athlete at Northland High in Columbus, Ohio...Brother, J.J., plays professionally and spent three seasons at Ohio State...Another brother, Julian, competed at Kent St..



**POSITION** Guard

**HEIGHT** 6-4

**WEIGHT** 205

**BIRTHDATE** 06/05/87

**BIRTHPLACE** Baton Rouge, LA

**HIGH SCHOOL** Tara HS (Baton Rouge, LA)

**COLLEGE** Louisiana State

**YEARS** Starting 6th

**DRAFTED** Miami Heat, Second Round,  
43rd overall, 2009 NBA Draft

# MARCUS THORNTON #4

## CAREER STATISTICS

### NBA REGULAR SEASON RECORD

| YEAR TEAM        | G-GS           | MIN         | FGM-FGA          | PCT         | FG3-FG3A        | PCT         | FT-FTA         | PCT         | OFF-DEF-TOT         | AST        | PF-DQ        | STL        | TO         | BS        | PTS         | AVG         |
|------------------|----------------|-------------|------------------|-------------|-----------------|-------------|----------------|-------------|---------------------|------------|--------------|------------|------------|-----------|-------------|-------------|
| 09-10 New Or.    | 73-17          | 1872        | 398-833          | .451        | 117-313         | .374        | 144-177        | .814        | 72-139-211          | 114        | 127-0        | 58         | 76         | 11        | 1057        | 14.5        |
| 10-11 NO/SAC     | 73-23          | 1775        | 350-807          | .434        | 88-240          | .367        | 145-184        | .788        | 61-197-258          | 135        | 110-0        | 64         | 93         | 9         | 933         | 12.8        |
| 11-12 Sacramento | 51-51          | 1780        | 352-803          | .438        | 107-310         | .345        | 141-163        | .865        | 84-104-188          | 98         | 111-3        | 71         | 84         | 12        | 952         | 18.7        |
| 12-13 Sacramento | 72-8           | 1726        | 332-774          | .429        | 141-379         | .372        | 111-126        | .881        | 50-131-181          | 91         | 105-0        | 61         | 68         | 4         | 916         | 12.7        |
| 13-14 SAC/BKN    | 72-27          | 1740        | 252-639          | .394        | 109-316         | .345        | 90-112         | .804        | 57-141-198          | 77         | 110-0        | 58         | 67         | 11        | 703         | 9.8         |
| <b>TOTALS</b>    | <b>341-126</b> | <b>8893</b> | <b>1684-3906</b> | <b>.431</b> | <b>562-1558</b> | <b>.361</b> | <b>631-762</b> | <b>.828</b> | <b>324-712-1036</b> | <b>515</b> | <b>563-3</b> | <b>312</b> | <b>388</b> | <b>47</b> | <b>4561</b> | <b>13.4</b> |

### NBA PLAYOFF RECORD

| YEAR TEAM      | G-GS        | MIN        | FGM-FGA      | PCT         | FG3-FG3A    | PCT         | FT-FTA       | PCT         | OFF-DEF-TOT    | AST      | PF-DQ      | STL      | TO       | BS       | PTS       | AVG        |
|----------------|-------------|------------|--------------|-------------|-------------|-------------|--------------|-------------|----------------|----------|------------|----------|----------|----------|-----------|------------|
| 13-14 Brooklyn | 10-0        | 124        | 21-54        | .389        | 5-21        | .238        | 12-18        | .667        | 7-12-19        | 1        | 4-0        | 2        | 2        | 1        | 59        | 5.9        |
| <b>TOTALS</b>  | <b>10-0</b> | <b>124</b> | <b>21-54</b> | <b>.389</b> | <b>5-21</b> | <b>.238</b> | <b>12-18</b> | <b>.667</b> | <b>7-12-19</b> | <b>1</b> | <b>4-0</b> | <b>2</b> | <b>2</b> | <b>1</b> | <b>59</b> | <b>5.9</b> |

## CAREER HIGHS

### CAREER REGULAR SEASON SINGLE-GAME HIGHS

|                         |   |
|-------------------------|---|
| Minutes                 | 49, 03/27/11, Sacramento at Philadelphia      |
| Field Goals             | 16, 01/24/14, Indiana at Sacramento           |
| Field Goal Attempts     | 27, 01/24/14, Indiana at Sacramento           |
| Three-Point Field Goals | 8, 02/26/13, Sacramento at Miami              |
| Three-Point Attempts    | 15, 01/24/14, Indiana at Sacramento           |
| Free Throws             | 12, 03/14/11, Golden State at Sacramento      |
| Free Throw Attempts     | 14, 03/14/11, Golden State at Sacramento      |
| Offensive Rebounds      | 6, 12/20/10, New Orleans at Indiana           |
| Defensive Rebounds      | 11, 01/30/11, New Orleans at Phoenix          |
| Total Rebounds          | 11, 03/29/11, Phoenix at Sacramento (Twice)   |
| Assists                 | 9, 03/20/11, Sacramento at Minnesota          |
| Steals                  | 6, 04/11/11, Oklahoma City at Sacramento      |
| Turnovers               | 6, 03/18/11, Philadelphia at Sacramento       |
| Blocks                  | 2, 01/04/14, Detroit at Brooklyn (Four Times) |
| Points                  | 42, 01/24/14, Indiana at Sacramento (Twice)   |

### CAREER POSTSEASON SINGLE-GAME HIGHS

|                         |  |
|-------------------------|--|
| Minutes                 | 21, 05/06/14, Brooklyn at Miami          |
| Field Goals             | 5, 05/08/14, Brooklyn at Miami (Twice)   |
| Field Goal Attempts     | 10, 05/08/14, Brooklyn at Miami          |
| Three-Point Field Goals | 4, 05/04/14, Brooklyn at Toronto         |
| Three-Point Attempts    | 6, 05/04/14, Brooklyn at Toronto         |
| Free Throws             | 5, 05/04/14, Brooklyn at Toronto         |
| Free Throw Attempts     | 6, 05/04/14, Brooklyn at Toronto         |
| Offensive Rebounds      | 3, 05/08/14, Brooklyn at Miami           |
| Defensive Rebounds      | 5, 05/04/14, Brooklyn at Toronto         |
| Total Rebounds          | 6, 05/04/14, Brooklyn at Toronto         |
| Assists                 | 1, 05/02/14, Toronto at Brooklyn         |
| Steals                  | 1, 05/02/14, Toronto at Brooklyn (Twice) |
| Turnovers               | 2, 05/06/14, Brooklyn at Miami           |
| Blocks                  | 1, 05/10/14, Miami at Brooklyn           |
| Points                  | 17, 05/04/14, Brooklyn at Toronto        |

**2013-14 SEASON:** Appeared in 72 games this season with Brooklyn and Sacramento, including 27 starts, averaging 9.8 points, 2.8 rebounds and 1.1 assists in 24.1 minutes per game...Appeared in 26 games, with the Nets after being acquired from the Sacramento Kings in exchange for Reggie Evans and Jason Terry on February 19... With Brooklyn, averaged 12.3 points and 2.8 rebounds in 23.8 minutes per game... Scored in double figures 14 times with Brooklyn, including six games of 20 or more points... Led the Nets in scoring five times and rebounding one time...Made 4-or-more three-pointers off the bench seven times, tied for second-most in a single season in Nets' history... Scored 15 straight points in the second quarter vs. Memphis on March 5, becoming the first Nets' reserve to score 15 or more consecutive points in a quarter since Johnny Newman (4/14/00)... Totaled a season-high four steals at MIA (4/8)... Scored nine points in his Nets' debut 2/26 at POR... Appeared in 46 games (26 starts) with the Kings, averaging 8.3 points, 2.7 rebounds and 1.0 assists in 24.4 minutes per game... Scored in double figures 15 times, including three games of 20+ points... Matched his career-highs with 42 points and seven three-pointers made and set a career-high with 16 field goals made 1/24 vs. IND... With Brooklyn: Missed four games due to injury/illness (two games – bruised lower back, two games – food poisoning)...Missed one game (coach's decision)...With Sacramento: Missed one game due to injury (right hip contusion)...Missed six games (DNP – coach's decision)...**PLAYOFFS:** Appeared in 10 games averaging 5.9 points and 1.9 rebounds in 12.4 minutes per game.

**PROFESSIONAL CAREER: 2012-13:** Averaged 12.7 ppg, 2.5 rpg, 1.3 apg, and 24.0 mpg in 72 games (started seven).....Scored in double-figures in 43 games, 20 or more in 16, 30 or more twice...Led Kings in scoring in 11 games, rebounding in one, assists in five...As a starter, averaging 13.9 ppg, 3.1 rpg, and 1.4 apg in seven games...Tallied a season-high 36 points (11-18 FG, career-high 8-12 3pt, 6-8 FT), two rebounds, three assists, one steal, and one block in 40 minutes off the bench at Miami (2/26)...Scored game-high 32 points (12-21 FG, 5-11 3pt, 3-3 FT) and had four rebounds, and two assists in 35 minutes off the bench vs. Denver (3/5)...Tallied 23 points (8-13 FG, 3-5 3pt, 4-4 FT), four rebounds, one assist and one steal in 28 minutes off the bench in win vs. LA Lakers (11/21)...NWT-personal reasons in four games (12/12, 12/14, 12/16, 12/17)...sprained left ankle in five games (1/1, 1/2, 1/4, 1/5, 1/7)...bruised right hand in one game (2/13\*)...**2011-12:** Averaged a team-leading 18.7 ppg, 3.7 rpg, 1.9 apg, 1.39 spg, and 34.9 mpg in starting all 51 games he played in...DND-left thigh contusion in seven games...Missed four games due to a bruised left calf (4/3-4/8/12) ... Missed four games due to a left quad contusion...Scored 20 or more points in 26 games, 30 or more in two...Grabbed 10 or more rebounds in one game...Recorded one double-double...Led Kings in scoring in 19 games, rebounding in one and assists in five. Recorded a season-high 36 points (13-24 FG, 5-10 3pt, 5-6 FT), four rebounds, four assists, and five steals in 45 minutes in Kings' 120-95 win vs. Celtics (3/16/12)...Tallied a double-double with 21 points (8-20 FG, 1-6 3pt, 4-5 FT) and 10 rebounds to go along with two assists, one steal, and two blocks in 45 minutes at Cleveland (2/19/12)...**2010-11:** Averaged 21.3 ppg, 4.7 rpg, 3.4 apg, 1.67 spg, and 38.1 mpg in 27 games (started 23) with Sacramento...As a starter with the Kings, averaged 21.3 ppg, 5.0 rpg, 3.7 apg, 1.65 spg, and 39.7 mpg in 23 games...As a reserve with the Kings, averaged 21.0 ppg, 3.0 rpg, 2.0 apg, 1.75 spg, and 29.0 mpg in four games...Averaged 12.8 ppg, 3.5 rpg, 1.8 apg, and 24.3 mpg in 73 games (started 23) with Sacramento and New Orleans...Averaged 7.8 ppg, 2.8 rpg, 0.9 apg, and 16.2 mpg in 46 games off the bench for New Orleans...With the Kings, scored in double-figures in 25 games, 20-plus points in 17 games, 30-plus in three games, 40-plus in one game...Grabbed 10-plus rebounds in one game...Recorded one double-double...Led Kings in scoring in 13 games, rebounds in two, assists in five games...Led all players who changed teams in 2010-11 in scoring differential (+13.5 ppg), improving from 7.8 ppg with New Orleans to 21.3 ppg with Sacramento...Finished second, behind New York's Carmelo Anthony (26.3 ppg), for the highest scoring average with a new team...Recorded career-high 42 points (13-20 FG, 4-7 3pt, 12-14), three rebounds, one assist, and four steals in 41 minutes vs. Golden State (3/14/11)...Twice grabbed a career-high 11 rebounds - with New Orleans, at Indiana (12/20/10) and with Kings, vs. Phoenix (3/29/11)...Exploded for 28 points in the second half (19 in the third quarter) en route to a game-high 32 points (11-21 FG, 4-6 3pt, 6-7 FT) in Kings' overtime win at Philadelphia (3/27/11)...**2009-10:** Was named to the NBA All-Rookie Second Team after averaging 14.5 ppg, 2.9 rpg, 1.6 apg and 26.0 mpg in 73 games (started 17) with New Orleans...Missed 10 games (5 - inactive, 1 - DNP - CD, 4 - lower back contusion) ...Among rookies, ranked fourth in scoring and sixth in free-throw percentage...Set a franchise rookie record with 117 three-pointers in a season...At Cleveland (2/23/10), tied New Orleans franchise record for points scored by a rookie (37), set franchise record for points in a quarter (23, 2nd) and points off the bench (previous, 33, Dell Curry)...Also, tied the 3rd most points by an NBA rookie off the bench since the 1976-77 season...In 17 starts, averaged 19.8 ppg, 3.8 rpg, 2.6 apg, and 37.2 mpg in 17 starts for the Hornets...Scored in double-figures in 52 games, 20 or more points in 21 contests, and 30 or more three times in 2009-10...Became the first rookie not selected in the first round to score 20 or more points in that many games since Dino Radja, who had 25 such games during the 1993-94 season...Among rookies, ranked fourth in points per game (14.5 ppg), sixth in free-throw percentage (.814 FG%), eighth in minutes per game (25.6 mpg) and ninth in three-point field-goal percentage (.374 3pt%)...Hit the 1,000-point mark on the season doing so in 1,771 minutes, marking the fastest rookie to 1,000 points since Oklahoma City's Kevin Durant during the 2007-08 season (Durant accomplished it in 1,710 minutes).

**COLLEGE CAREER:** Finished career at LSU after spending first two years at Kilgore Community College ... Was the SEC's Player of the Year following his senior season ... In just two seasons at LSU, he finished with 1,347 points, 21st all-time and with a 20.4 scoring average, ranked sixth all time ... Finished eighth in school history with 168 three-pointers ... As a senior, averaged 21.1 ppg, 5.5 rpg, and 2.1 apg ... Was second in the conference in scoring ... Scored in double-digits 19 times to close out the 2008-09 season ... As a junior, averaged 19.6 ppg (second in the SEC) and shot 81.7 percent from the free-throw line, the second-best percentage in the conference ... Made 90 three-pointers, the second most in a season in school history ... Averaged 26.9 ppg in his second season at Kilgore Community College ... Was named a First-Team Junior College All-American and MVP honors for Region XIV in his second season ... As a freshman, averaged 14.5 ppg, shooting an incredible 65 percent from the field.

*continued on next page...*

## **MARCUS THORNTON** *continued from previous page.*

**HOW ACQUIRED:** Acquired from Brooklyn as part of a three team trade that also saw the Celtics acquire center Tyler Zeller and a future first round pick from Cleveland, Brooklyn acquired guards Jarret Jack and Sergey Karasev and Cleveland acquire the draft rights to Edin Bavec, Ilkan Karaman and a future conditional second round draft pick on July 10, 2014.

**PERSONAL:** Has two brothers ... Majored in interdisciplinary studies ... Grew up in Baton Rouge, La. ... Played host to a series of Hornets summer camps during the 2010 offseason ... While with New Orleans, participated in the Emerge Program, which is a joint partnership between the Hornets and the Salvation Army that provides incentives to students in grades 6-8 ... Handed out \$100 gift certificates to students who had perfect attendance at Drew Elementary School in New Orleans ... Donates tickets to Kings games each season as part of the Kings for the Community program, hosting groups of underprivileged children and families to enjoy Kings games in his MT23's Sharp Shooters section ... Twitter: @officialmt23 ... Lists "A Thin Line Between Love and Hate" and "The Wood" as all-time favorite movies ... Favorite comfort food is mac and cheese.





**POSITION** Guard/Forward

**HEIGHT** 6-7

**WEIGHT** 216

**BIRTHDATE** 10/27/88

**BIRTHPLACE** Chicago, IL

**HIGH SCHOOL** St. Joseph HS (Chicago, IL)

**COLLEGE** Ohio State

**YEARS** Starting 5th

**DRAFTED** Philadelphia 76ers, First Round, Second Overall, 2010 NBA Draft

# EVAN TURNER

# #11

## CAREER STATISTICS

### NBA REGULAR SEASON RECORD

| YEAR TEAM     | G-GS           | MIN         | FGM-FGA          | PCT         | F3G-F3GA       | PCT         | FT-FTA         | PCT         | OFF-DEF-TOT          | AST        | PF-DQ        | STL        | TO         | BS        | PTS         | AVG         |
|---------------|----------------|-------------|------------------|-------------|----------------|-------------|----------------|-------------|----------------------|------------|--------------|------------|------------|-----------|-------------|-------------|
| 10-11 Phila.  | 78-14          | 1797        | 225-529          | .425        | 14-44          | .318        | 101-125        | .808        | 42-264-306           | 159        | 138-0        | 49         | 80         | 14        | 565         | 7.2         |
| 11-12 Phila.  | 65-20          | 1713        | 263-590          | .446        | 11-49          | .224        | 73-108         | .676        | 27-349-376           | 180        | 117-1        | 40         | 105        | 20        | 610         | 9.4         |
| 12-13 Phila.  | 82-82          | 2892        | 441-1053         | .419        | 58-159         | .365        | 154-208        | .740        | 56-461-517           | 354        | 197-1        | 71         | 187        | 17        | 1094        | 13.3        |
| 13-14 PHI/IND | 81-56          | 2457        | 434-1021         | .425        | 50-156         | .321        | 213-262        | .813        | 62-346-408           | 262        | 195-3        | 67         | 189        | 7         | 1131        | 14.0        |
| <b>TOTALS</b> | <b>306-172</b> | <b>8859</b> | <b>1363-3193</b> | <b>.427</b> | <b>133-408</b> | <b>.326</b> | <b>541-703</b> | <b>.770</b> | <b>187-1420-1607</b> | <b>955</b> | <b>647-5</b> | <b>227</b> | <b>561</b> | <b>58</b> | <b>3400</b> | <b>11.1</b> |

### NBA PLAYOFF RECORD

| YEAR TEAM     | G-GS         | MIN        | FGM-FGA       | PCT         | F3G-F3GA    | PCT         | FT-FTA       | PCT         | OFF-DEF-TOT       | AST       | PF-DQ       | STL       | TO        | BS       | PTS        | AVG        |
|---------------|--------------|------------|---------------|-------------|-------------|-------------|--------------|-------------|-------------------|-----------|-------------|-----------|-----------|----------|------------|------------|
| 10-11 Phila.  | 5-0          | 97         | 17-38         | .447        | 4-5         | .800        | 2-2          | 1.000       | 4-19-23           | 4         | 9-0         | 3         | 0         | 1        | 40         | 8.0        |
| 11-12 Phila.  | 13-12        | 449        | 56-154        | .364        | 0-6         | .000        | 33-48        | .688        | 14-84-98          | 32        | 36-0        | 12        | 30        | 6        | 145        | 11.2       |
| 13-14 Indiana | 12-0         | 149        | 15-35         | .452        | 4-7         | .571        | 5-5          | 1.000       | 0-26-26           | 19        | 9-0         | 4         | 11        | 0        | 39         | 3.3        |
| <b>TOTALS</b> | <b>30-12</b> | <b>695</b> | <b>88-227</b> | <b>.388</b> | <b>8-18</b> | <b>.444</b> | <b>40-55</b> | <b>.727</b> | <b>18-129-147</b> | <b>55</b> | <b>54-0</b> | <b>19</b> | <b>41</b> | <b>7</b> | <b>224</b> | <b>7.5</b> |

## CAREER HIGHS

### CAREER REGULAR SEASON SINGLE-GAME HIGHS

|                         |   |
|-------------------------|---|
| Minutes                 | 47, 12/20/13, Brooklyn at Philadelphia              |
| Field Goals             | 13, 01/22/14, Philadelphia at New York              |
| Field Goal Attempts     | 29, 04/25/12, Philadelphia at Milwaukee             |
| Three-Point Field Goals | 4, 01/22/13, Philadelphia at Milwaukee              |
| Three-Point Attempts    | 8, 11/09/13, Philadelphia at Cleveland              |
| Free Throws             | 11, 11/09/13, Philadelphia at Cleveland             |
| Free Throw Attempts     | 13, 12/03/13, Orlando at Philadelphia (Twice)       |
| Offensive Rebounds      | 5, 04/06/11, Philadelphia at New York               |
| Defensive Rebounds      | 14, 03/11/12, Philadelphia at New York              |
| Total Rebounds          | 15, 03/11/12, Philadelphia at New York              |
| Assists                 | 9, 04/09/14, Indiana at Milwaukee (Four Times)      |
| Steals                  | 4, 12/28/12, Philadelphia at Golden State           |
| Turnovers               | 9, 12/11/13, Philadelphia at Minnesota              |
| Blocks                  | 2, 04/25/12, Philadelphia at Milwaukee (Four Times) |
| Points                  | 34, 01/22/14, Philadelphia at New York              |

### CAREER POSTSEASON SINGLE-GAME HIGHS

|                         |  |
|-------------------------|--|
| Minutes                 | 42, 05/12/12, Philadelphia at Boston               |
| Field Goals             | 8, 05/01/12, Philadelphia at Chicago               |
| Field Goal Attempts     | 22, 05/18/12, Boston at Philadelphia               |
| Three-Point Field Goals | 3, 04/18/11, Philadelphia at Miami                 |
| Three-Point Attempts    | 3, 04/18/11, Philadelphia at Miami                 |
| Free Throws             | 6, 05/18/12, Boston at Philadelphia (Twice)        |
| Free Throw Attempts     | 9, 05/18/12, Boston at Philadelphia                |
| Offensive Rebounds      | 3, 05/26/12, Philadelphia at Boston                |
| Defensive Rebounds      | 10, 05/21/12, Philadelphia at Boston               |
| Total Rebounds          | 10, 05/21/12, Philadelphia at Boston (Three Times) |
| Assists                 | 6, 05/01/12, Philadelphia at Chicago               |
| Steals                  | 4, 05/12/12, Philadelphia at Boston                |
| Turnovers               | 5, 05/14/12, Philadelphia at Boston                |
| Blocks                  | 2, 05/16/12, Boston at Philadelphia                |
| Points                  | 19, 05/01/12, Philadelphia at Chicago              |

**2013-14 SEASON:** Appeared in 81 games (56 starts) during the regular season, averaging 13.9 points, 5.1 rebounds and 3.2 assists per game...Posted his highest career scoring totals (1,131 points) and career-bests in free throws made, attempted and percentage (213-262 FT, 81.3 percent)...Acquired by Indiana from Philadelphia on Feb. 20, 2014 along with Lavoy Allen in exchange for Danny Granger and a future second-round draft pick...Was placed on the inactive list while he was not with the team for the first game following the trade at Milwaukee, 2/22, but appeared in all of the final 27 regular season games for the Pacers, averaging 7.1 points, 3.2 rebounds and 2.4 assists in 21.1 minutes per game...After shooting just 28.8 percent from three-point range (49-155) for Philadelphia, Turner shot 50.0 percent (12-24) from beyond the arc for Indiana in the regular season...Made his Pacers debut against the Lakers, 2/25, totaling 13 points on 6-for-12 shooting, six rebounds, two assists and a steal in 26 minutes off the bench...Scored in double-figures in six games, including three with 20 or more points...Scored 10 points in the fourth quarter to finish with 15 on the night to key the team's 102-97 road victory at Boston, 3/1...Led the team in scoring with 22 points off the bench on 9-for-12 shooting to go with five assists in the loss at Charlotte, 3/5...Played a key role in the team's largest comeback win of the season at Detroit, 3/15, finishing with 20 points on 8-for-15 from the field, five rebounds and two assists in 30 minutes off the bench...Started his first game in an Indiana uniform in the team's win at Milwaukee, 4/9, posting 23 points and seven boards while tying a career-high with nine assists in 41 minutes...Followed with another start a week later at Orlando, 4/16, recording 14 points, eight rebounds (his most as a Pacer) and six assists in 34 minutes...Led the Pacers in assists three times during the regular season (5, at Charlotte, 3/5; 3, at Dallas, 3/9; 9, at Milwaukee, 4/9)...Started 54 games for the 76ers before the trade, averaging 17.4 points, 6.0 rebounds, 3.7 assists and 1.04 steals in 34.9 minutes per game...At the time of Turner's first game with Indiana, 2/25, he ranked 36th in the league in scoring (17.4 points per game), 30th in free throw percentage (82.9 percent) and 31st in minutes per game (34.9 minutes per game)...Scored a career-high 34 points on 13-for-22 from the field to go with a season-high 11 rebounds in the Sixers' 110-106 win at New York, 1/22... Missed Philadelphia's game at Phoenix, 12/29, with soreness in his right knee, just his 2nd game missed due to injury in his four-year NBA career. **PLAYOFFS:** Appeared in 12 games off the bench as Indiana reached the Eastern Conference Finals, averaging 3.3 points, 2.2 rebounds and 1.6 assists in 12.4 minutes per game while shooting .429 from the field (15-35), .571 from three-point range (4-7) and 1.000 from the free throw line (5-5)...Made a three-pointer in each of the first four games of the first round series against Atlanta while averaging 5.2 points, 2.2 rebounds and 2.0 assists in five appearances against the Hawks...Missed Game 1 of the Eastern Conference Finals against Miami with strep throat and would make just one appearance against the Heat.

**PROFESSIONAL CAREER: 2012-13:** Started all 82 games, averaging 13.3 points, 6.3 rebounds, 4.3 assists and 0.87 steals in 34.6 minutes per game while shooting 41.9% from the floor, 36.5% from 3-point range and 74.0% from the line...Was one of eight players who averaged at least 13.0 points, 6.0 rebounds and 4.0 assists in 2012-13 (Kevin Durant, Marc Gasol, Pau Gasol, Paul George, LeBron James, Paul Pierce, Josh Smith)... Had 14 double-doubles last season after having five in 2011-12 and two as a rookie in 2010-11...Scored in double-figures in 17 consecutive games from 11/16-12/19/12, after not having a streak longer than five games prior in his career...Scored 20+ points 17 times in 2012-13 (Sixers 11-6 mark)... scored 20+ points seven times in 2011-12 and three times as a rookie in 2010-11...Shot 74.0% from the line last season after shooting 67.6% in 2011-12 (shot 80.8% as a rookie in 2010-11)...Shot 58-of-159 (36.5% 3FGs) from behind-the-arc in 2012-13 after shooting 25-of-93 (26.9% 3FGs) his first two seasons combined...**2011-12:** In 65 games with 20 starts, averaged 9.4 points, 5.8 rebounds and 2.8 assists in 26.4 minutes per game while shooting 44.6% from the floor, 22.4% from 3-point range and 67.6% from the line... Missed one game with a right quad contusion (1/16/12)... Led all guards in total rebounds... As a starter, averaged 12.7 points, 6.7 rebounds and 3.0 assists in 33.1 minutes per game... Scored 20+ points seven times and recorded five double-doubles... Selected to the first ever BBVA Rising Stars Challenge held during All-Star Weekend and had 16 points (8-9 FGs), 11 rebounds and 7 assists in 29 minutes of play... **PLAYOFFS:** Appeared in all 13 games with 12 starts of Philadelphia's run to the Eastern Conference Semifinals, averaging 11.2 points, 7.5 rebounds, 2.5 assists and 0.92 steals in 34.5 minutes per game while shooting 36.4% from the floor, 0-of-6 from 3-point range and 68.8% from the line... Recorded two double-doubles. **2010-11:** In 78 games played with 14 starts, averaged 7.2 points, 3.9 rebounds and 2.0 assists in 23.0 minutes per game while shooting 42.5% from the floor, 31.8% from 3-point range and 80.8% from the line... In the 15 games Andre Iguodala missed, averaged 11.0 points, 5.6 rebounds and 2.4 assists in 30.5 minutes per game... Scored 20+ points three times... Recorded two double-doubles and grabbed 10+ boards three times... **PLAYOFFS:** Appeared in all five games of Philadelphia's First Round series vs. Miami in 2011, averaging 8.0 points and 4.6 rebounds in 19.4 minutes per game while shooting 44.7% from the floor, 4-of-5 from 3-point range and 2-2 from the line... Shot 3-of-3 from 3-point range in Game 2 (4/18/11).

**COLLEGE CAREER:** Was an early entry candidate for the 2010 NBA Draft following his junior season at Ohio State... Swept the national player of the year honors in 2009-10, picking up the Naismith Trophy, the John R. Wooden Award along with the USBWA, Associated Press and NABC player of the year awards... Also Big Ten Player of the Year and Big Ten Tournament Most Outstanding Player... As a junior, led the Big Ten in scoring (20.4 ppg) and rebounding (9.2 rpg) while ranking second in assists (6.0 apg) and steals (1.7 spg)... According to STATS, became the first Division I player to average at least 20 points, 9 rebounds and 6 assists in a single season since Oscar Robertson did so in back-to-back seasons in 1958-59 and 1959-60... Opened the season with a triple-double against Alcorn State and posted another one four games later vs. Lipscomb, becoming the 34th player in NCAA Division I history to record multiple triple-doubles in the same season... Suffered a transverse process fracture on the second and third lumbar vertebra against Eastern Michigan on 12/5/09 but missed just six games after initially being diagnosed with a recovery time of eight weeks... In his first game back, scored a career-high tying 32 points at Purdue... Shot 51.9% from the floor as a junior and 50.2% for his career.

**HOW ACQUIRED:** Signed as a free agent on September 29, 2014.

**PERSONAL:** Son of Iris and James Turner... Hobbies include reading, listening to music and playing golf... Represented the U.S. at the 2009 World University Games... Attended the same high school, St. Joseph's, as Hall of Famer Isiah Thomas... St. Joseph's was also featured in the documentary film Hoop Dreams.



**POSITION** Forward

**HEIGHT** 6-7

**WEIGHT** 220

**BIRTHDATE** 07/23/82

**BIRTHPLACE** Sylacauga, AL

**HIGH SCHOOL** Childersburg HS (Sylacauga, AL)

**COLLEGE** Alabama

**YEARS** Starting 14th

**DRAFTED** Sacramento Kings, First Round, 25th overall pick, 2001 NBA Draft

# GERALD WALLACE #45

## CAREER STATISTICS

### NBA REGULAR SEASON RECORD

| YEAR TEAM       | G-GS    | MIN   | FGM-FGA   | PCT  | FG3-FG3A | PCT  | FT-FTA    | PCT  | OFF-DEF-TOT    | AST  | PF-DQ   | STL  | TO   | BS  | PTS  | AVG  |
|-----------------|---------|-------|-----------|------|----------|------|-----------|------|----------------|------|---------|------|------|-----|------|------|
| 01-02 Sac.      | 54-1    | 430   | 75-175    | .429 | 0-7      | .000 | 23-46     | .500 | 49-40-89       | 27   | 46-0    | 19   | 22   | 6   | 173  | 3.2  |
| 02-03 Sac.      | 47-7    | 571   | 90-183    | .492 | 1-4      | .250 | 39-74     | .527 | 38-90-128      | 23   | 68-0    | 24   | 44   | 15  | 220  | 4.7  |
| 03-04 Sac.      | 37-1    | 337   | 32-89     | .360 | 0-2      | .000 | 11-24     | .458 | 35-39-74       | 19   | 37-0    | 14   | 8    | 14  | 75   | 2.0  |
| 04-05 Charlotte | 70-68   | 2147  | 286-637   | .449 | 17-62    | .274 | 191-289   | .661 | 118-268-386    | 137  | 182-2   | 117  | 159  | 91  | 780  | 11.1 |
| 05-06 Charlotte | 55-52   | 1895  | 317-589   | .538 | 14-50    | .280 | 188-306   | .614 | 123-289-412    | 96   | 150-1   | 138  | 99   | 115 | 836  | 15.2 |
| 06-07 Charlotte | 72-71   | 2640  | 478-952   | .502 | 39-120   | .325 | 309-447   | .691 | 142-376-518    | 185  | 209-3   | 144  | 160  | 69  | 1304 | 18.1 |
| 07-08 Charlotte | 62-59   | 2376  | 408-908   | .449 | 71-221   | .321 | 315-428   | .731 | 58-315-373     | 216  | 189-1   | 131  | 180  | 58  | 1200 | 19.4 |
| 08-09 Charlotte | 71-71   | 2669  | 389-811   | .480 | 39-131   | .298 | 365-454   | .804 | 112-441-553    | 189  | 210-7   | 121  | 148  | 67  | 1182 | 16.6 |
| 09-10 Charlotte | 76-76   | 3119  | 456-943   | .484 | 52-140   | .371 | 422-544   | .776 | 150-612-762    | 161  | 194-1   | 117  | 178  | 83  | 1386 | 18.2 |
| 10-11 CHA/POR   | 71-63   | 2693  | 386-851   | .454 | 62-186   | .333 | 279-374   | .746 | 111-458-569    | 173  | 183-3   | 105  | 152  | 63  | 1131 | 15.7 |
| 11-12 POR/NJ    | 58-58   | 2076  | 287-632   | .454 | 46-150   | .307 | 180-225   | .800 | 87-299-386     | 164  | 145-1   | 85   | 111  | 36  | 800  | 13.8 |
| 12-13 Brooklyn  | 69-68   | 2076  | 182-458   | .397 | 46-163   | .282 | 121-190   | .637 | 69-250-319     | 181  | 118-0   | 97   | 110  | 46  | 531  | 7.7  |
| 13-14 Boston    | 58-16   | 1416  | 116-230   | .504 | 19-64    | .297 | 47-101    | .465 | 36-176-212     | 143  | 79-0    | 37   | 97   | 14  | 298  | 5.1  |
| TOTALS          | 800-611 | 24445 | 3502-7458 | .470 | 406-1300 | .312 | 2488-3502 | .711 | 1128-3653-4781 | 1714 | 1810-19 | 1185 | 1468 | 677 | 9898 | 12.4 |

### NBA PLAYOFF RECORD

| YEAR TEAM       | G-GS         | MIN        | FGM-FGA       | PCT         | FG3-FG3A     | PCT         | FT-FTA       | PCT         | OFF-DEF-TOT       | AST       | PF-DQ       | STL       | TO        | BS        | PTS        | AVG        |
|-----------------|--------------|------------|---------------|-------------|--------------|-------------|--------------|-------------|-------------------|-----------|-------------|-----------|-----------|-----------|------------|------------|
| 01-02 Sac.      | 5-0          | 14         | 0-1           | .000        | 0-0          | ---         | 4-4          | 1.000       | 1-0-1             | 1         | 3-0         | 0         | 2         | 1         | 4          | 0.8        |
| 02-03 Sac.      | 7-0          | 18         | 2-5           | .400        | 0-0          | ---         | 2-2          | 1.000       | 0-5-5             | 0         | 4-0         | 0         | 2         | 1         | 6          | 0.9        |
| 03-04 Sac.      | 3-0          | 20         | 3-6           | .500        | 0-0          | ---         | 1-2          | .500        | 0-2-2             | 1         | 4-0         | 1         | 3         | 1         | 7          | 2.3        |
| 09-10 Charlotte | 4-4          | 164        | 21-44         | .477        | 5-11         | .455        | 23-35        | .657        | 2-34-36           | 9         | 9-0         | 5         | 3         | 6         | 70         | 17.5       |
| 10-11 Portland  | 6-6          | 226        | 30-67         | .448        | 3-17         | .176        | 28-52        | .875        | 9-46-55           | 17        | 19-0        | 8         | 15        | 3         | 91         | 15.2       |
| 12-13 Brooklyn  | 7-7          | 243        | 31-67         | .463        | 11-29        | .379        | 11-20        | .550        | 5-23-28           | 17        | 20-0        | 8         | 9         | 5         | 84         | 12.0       |
| <b>TOTALS</b>   | <b>32-17</b> | <b>685</b> | <b>87-190</b> | <b>.458</b> | <b>19-57</b> | <b>.333</b> | <b>69-95</b> | <b>.726</b> | <b>17-110-127</b> | <b>45</b> | <b>59-0</b> | <b>22</b> | <b>34</b> | <b>17</b> | <b>262</b> | <b>8.2</b> |

## CAREER HIGHS

### CAREER REGULAR SEASON SINGLE-GAME HIGHS

|                         |   |
|-------------------------|---|
| Minutes                 | 55, 01/11/08, Charlotte at Cleveland            |
| Field Goals             | 17, 03/28/06, Atlanta at Charlotte              |
| Field Goal Attempts     | 30, 01/16/08, Orlando at Charlotte              |
| Three-Point Field Goals | 5, 11/30/12, Brooklyn at Orlando (Twice)        |
| Three-Point Attempts    | 8, 01/16/08, Orlando at Charlotte (Five Times)  |
| Free Throws             | 17, 11/15/10, Minnesota at Charlotte            |
| Free Throw Attempts     | 22, 12/31/07, Indiana at Charlotte              |
| Offensive Rebounds      | 8, 03/30/12, New Jersey at Golden State (Twice) |
| Defensive Rebounds      | 17, 12/04/09, Charlotte at New Jersey           |
| Total Rebounds          | 20, 12/04/09, Charlotte at New Jersey (Twice)   |
| Assists                 | 10, 01/26/08, Philadelphia at Charlotte         |
| Steals                  | 8, 01/13/06, Milwaukee at Charlotte             |
| Turnovers               | 8, 01/06/08, Milwaukee at Charlotte             |
| Blocks                  | 6, 01/16/06, New Orleans at Charlotte (Twice)   |
| Points                  | 42, 01/31/07, New York at Charlotte             |

### CAREER POSTSEASON SINGLE-GAME HIGHS

|                         |   |
|-------------------------|---|
| Minutes                 | 48, 04/27/13, Brooklyn at Chicago       |
| Field Goals             | 10, 04/28/11, Dallas at Portland        |
| Field Goal Attempts     | 17, 04/28/11, Dallas at Portland        |
| Three-Point Field Goals | 3, 05/04/13, Chicago at Brooklyn        |
| Three-Point Attempts    | 8, 05/04/13, Chicago at Brooklyn        |
| Free Throws             | 11, 04/28/11, Dallas at Portland        |
| Free Throw Attempts     | 13, 04/18/10, Charlotte at Orlando      |
| Offensive Rebounds      | 5, 04/28/11, Dallas at Portland         |
| Defensive Rebounds      | 16, 04/18/10, Charlotte at Orlando      |
| Total Rebounds          | 17, 04/18/10, Charlotte at Orlando      |
| Assists                 | 6, 04/19/11, Portland at Dallas         |
| Steals                  | 3, 04/16/11, Portland at Dallas (Twice) |
| Turnovers               | 4, 04/25/11, Portland at Dallas         |
| Blocks                  | 4, 04/21/10, Charlotte at Orlando       |
| Points                  | 32, 04/28/11, Dallas at Portland        |

**2013-14 SEASON:** Averaged 5.1 points, 3.7 rebounds, 2.5 assists and 1.26 steals in 24.4 minutes per game...Made his Celtic debut against Toronto on Oct. 30 and recorded three points, three rebounds, two assists and four steals in 39:52...Netted a season-high 17 points to go along with four rebounds, three assists and two steals at Charlotte on Nov. 25...Recorded the game-winning lay-up against Washington in overtime on Jan. 22...Also recorded nine points, six rebounds, a season-high nine assists and a season-high-tying four steals against Washington on Jan. 22...Recorded eight points, a season-high 12 rebounds and nine assists against Sacramento on Feb. 7...Recorded his first double-double of the season with 12 points and 10 rebounds against Atlanta on Feb. 26...Netted 10 or more points on eight occasions and recorded one double-double...Led the Celtics in scoring once, in rebounds three times, in assists four times, in steals 21 times, in blocks five times and in minutes five times...Played in his 750th career game against Orlando on Nov. 11...Missed a total of 23 games this season due to injury; one game due to a torn meniscus in his left knee (3/1/14) and 22 games due to left knee and left ankle arthroscopies (3/5-4/16/14).

**PROFESSIONAL CAREER: 2012-13:** In 69 games (68 starts), averaged 7.7 points, 4.6 rebounds, 2.6 assists and a team-high 1.4 steals in 30.0 minutes per game... Scored in double figures 18 times, reached double-digits in rebounds six times... Recorded five or more steals three times... Led the team in scoring once (tie), rebounds seven times (one tie), assists five times (two ties), steals 21 times (14 ties) and blocks nine times (four ties)... Scored 12 points, recorded six rebounds and five assists at POR on 3/27... Scored 15 points to go along with five assists on 5-8 shooting at LAC on 3/23... Recorded 13 points and eight rebounds vs. NOH on 3/12... Tallied a season-high 25 points in a season-high 50 minutes vs. DET on 12/14... Scored 16 points and had a season-high 16 rebounds vs. MIL on 12/9... Tied a career-high with five three-pointers en route to 20 points with three assists and four rebounds at ORL on 11/30... Has been inactive 13 times (6 – sprained left ankle, 1 – inactive, 1 – bruised left knee, 2 – bruised ribs, 1 – sore left foot, 2 – lower left leg contusion)...**PLAYOFFS:** Appeared in seven games and averaged 12.0 points, 4.0 rebounds, 2.4 assists and 1.1 steals in 34.7 minutes per game. **2011-12:** In 16 starts with the Nets, shot .416 (84-202) from the field and .859 (55-64) from the line... In 42 starts with Portland, shot .472 (203-430) from the field and .776 (125-161) from the line... Tallied a season-high 31 points, 13-19 FG's, vs. LA Lakers on 1/5/12... Scored 20+ points 13 times and tallied nine double-doubles... Shot .454 (287-632) from the field and .800 (180-225) from the line... Recorded 18 points and 11 boards at Milwaukee on 4/21... Tallied 21 points, 7-14 FGs, and five boards vs. New York on 4/18... Tallied 19 points and five boards vs. Washington on 4/6... Tallied 19 points, 7-13 FG's, and five assists at LA Lakers on 4/3... Finished with 18 points and six boards at Sacramento on 3/31... Tallied 24 points, 7-16 FGs, a season-high 18 rebounds, five assists and a season-high six steals at Golden State on 3/30... Tallied 27 points, 8-14 FGs, and 12 boards in 40 minutes vs. Cleveland on 3/19... In Nets debut, tallied 11 points, three rebounds, three assists and a season-high-tying three blocks in 37 minutes vs. New Orleans on 3/17. **2010-11:** Played in 71 games with both the Trail Blazers and Bobcats... Ranked 14th in the NBA in steals and ninth in minutes per game... As a Trail Blazer, led the team in scoring four times and in rebounding seven times... Scored in double figures 16 times in a Trail Blazers uniform... Racked up a season-high 40 points (16-28 FGs) on March 27 at Oklahoma City... Scored 19 points and tied a season-high with 16 boards on February 7 vs. Boston... Pulled down a season-high-tying 16 rebounds on January 18 vs. Chicago.**PLAYOFFS:** Started all six games for the Trail Blazers, notching averages of 15.2 points, 9.2 rebounds, 2.8 assists, 1.33 steals and 37.7 minutes... Netted a playoff-career-best 32 points to go with 12 rebounds April 28 in Game 6 vs. Dallas... **2009-10:** Named to the All-Defensive First Team... Chosen for the Eastern Conference All-Star Team, becoming the first Bobcats player to be named an All-Star... Appeared in 76 games (all starts) while averaging a career-high 10.0 rebounds ... Shot .484 (456-943) percent from the field, .371 (52-140) from beyond the 3-point line and .776 (422-544) from the free-throw line... Named Eastern Conference Player of the Week for the week ending Nov. 29 after averaging 25.3 points, 13.7 rebounds, 1.7 steals, 1.3 assists and 1.0 block as the Bobcats went 3-0... Grabbed a career-high 20 rebounds on November 2 against New Jersey... Finished the season ranked second in the NBA in minutes played and ninth in rebounds...**PLAYOFFS:** With Charlotte, averaged 17.5 points, 9.0 rebounds, 2.3 assists, 1.50 blocks and 1.25 steals in 41.0 minutes in four playoff games against Orlando... Posted playoff career-highs of 25 points and 17 rebounds in Game 1 against Orlando on April 18... **2008-09:** Played in 71 games (all starts) and averaged a team-high 16.6 points, 7.8 rebounds, 2.7 assists, 1.70 steals and 0.94 blocks in 37.6 minutes... Tied for sixth in the NBA in steals, tied for 15th in minutes played, tied for 22nd in rebounds, tied for 32nd in blocked shots and tied for 16th in steal-to-turnover ratio... Set single-season franchise records of 365 free throws and 454 free throw attempts... Shot a career-high 80.4 percent from the free-throw line... **2007-08:** Played in 62 games, starting 59... Scored a season-high 40 points on January 14 vs. Denver and followed that up with 36 points and a season-high 14 rebounds on January 16 vs. Orlando, setting a franchise record for points in a two-game span... Set franchise free throw records with 313 on the season and 16 in a single game (December 31 vs. Indiana)... **2006-07:** Played in 72 games... Named Eastern Conference Player of the Week twice, for the weeks of March 19-25 and April 2-8... Tied for fourth in the NBA in steals (2.00 per game)... Scored a career-high and franchise-record 42 points against New York on January 31... **2005-06:** Ranked first in the NBA in steals, fourth in field goal percentage (.538), and 11th in blocked shots... Was the first NBA player in 14 years to average more than 2.0 blocks and 2.0 steals in a season, joining future Hall of Famers David Robinson and Hakeem Olajuwon in achieving the rare feat... Set the NBA's top steals game with eight on January 13 against Milwaukee, also a career-high... Named Eastern Conference Player of the Week on Nov. 28 after averaging 22.3 points, 9.3 rebounds and 2.0 assists while shooting 58.7 percent from the field... **2004-05:** Appeared in 70 games with 68 starts... Ranked ninth in the NBA in steals and 31st in blocks... **2003-04:** Played in 37 games with one start in his third season with Sacramento... His top game was in his only start of the season, when he tallied a season-best 16 points along with then-career bests of 11 rebounds and three blocks in season-high 34 minutes against Dallas on December 25... **PLAYOFFS:** Appeared in three games totaling 20 minutes and recorded seven points and two rebounds... **2002-03:** Posted first career double-double with 11 points and 10 rebounds on October 31 against Portland... **PLAYOFFS:** Appeared in seven games totaling 18 minutes and had six points and five rebounds... **2001-02:** As a rookie, Gerald played in 54 games and averaged 3.2 points and 1.6 rebounds for Sacramento... Finished second to Jason Richardson in the NBA Slam Dunk Contest... **PLAYOFFS:** Appeared in five games totaling 14 minutes with four points and one rebound.

*continued on next page...*

## **GERALD WALLACE** *continued from previous page.*

**COLLEGE CAREER:** Played one collegiate season at Alabama before entering the NBA... Earned Southeastern Conference All-Freshman honors after averaging 9.8 points, 6.0 rebounds, 1.5 assists and team-high 1.2 steals.

**HOW ACQUIRED:** Acquired from Brooklyn along with Keith Bogans, MarShon Brooks, Kris Humphries, Kris Joseph, three unprotected first round draft picks and the option to swap first round picks in 2017 in exchange for Paul Pierce, Kevin Garnett, Jason Terry and D.J. White on July 12, 2013.

**PERSONAL:** Full name is Gerald Jermaine Wallace... Has four children, Daryn, Malliyah, Mya and Kennedy... Has an older brother, Courtney, and a younger sister, Takova, and is the son of Alice Castleberry... Has two community parks in Childersburg dedicated in his name... Provides fireworks for his hometown every Fourth of July... Formed Gerald Wallace Foundation to provide life-changing opportunities for underserved children and their families with a special emphasis on recreational activities... Earned 2000 Naismith and USA Today National High School Player of the Year honors after he averaged 28.7 points, 13.8 rebounds and 3.21 steals... Had his high school jersey retired at Childersburg on March 16, 2002... Played on the 1999-2000 McDonald's All-American team... Named Alabama's 2000 Mr. Basketball... Nickname is "Crash"... Took 75 children displaced by Hurricane Sandy shopping for their favorite gifts.



**POSITION** Guard/Forward

**HEIGHT** 6-6

**WEIGHT** 215

**BIRTHDATE** 08/16/95

**BIRTHPLACE** Flint, MI

**HIGH SCHOOL** Rochester HS (Rochester Hills, MI)

**COLLEGE** Kentucky

**YEARS** Starting 1st

**DRAFTED** Boston Celtics, First Round, 17th overall pick, 2014 NBA Draft

# JAMES YOUNG #13

## COLLEGE STATISTICS

| YEAR TEAM      | G-GS         | MIN         | FGM-FGA        | PCT         | FG3-FG3A      | PCT         | FT-FTA         | PCT         | OFF-DEF-TOT       | AST       | PF-DQ       | STL       | TO        | BS       | PTS        | AVG         |
|----------------|--------------|-------------|----------------|-------------|---------------|-------------|----------------|-------------|-------------------|-----------|-------------|-----------|-----------|----------|------------|-------------|
| 13-14 Kentucky | 40-39        | 1296        | 183-450        | .407        | 82-235        | .349        | 125-177        | .706        | 41-130-171        | 67        | 83-2        | 30        | 75        | 8        | 573        | 14.3        |
| <b>TOTALS</b>  | <b>40-39</b> | <b>1296</b> | <b>183-450</b> | <b>.407</b> | <b>82-235</b> | <b>.349</b> | <b>125-177</b> | <b>.706</b> | <b>41-130-171</b> | <b>67</b> | <b>83-2</b> | <b>30</b> | <b>75</b> | <b>8</b> | <b>573</b> | <b>14.3</b> |

**COLLEGE CAREER:** 2013-14 (Freshman): Averaged 14.3 points and 4.3 rebounds per game...Appeared in all 40 games and made 39 starts...Finished second in UK single-season freshman history with 82 made 3-pointers on the season...Scored a team-high 20 points and pulled down seven boards in the National Championship vs. Connecticut...Led UK in scoring with 17 points to go along with five rebounds as the Wildcats took down Wisconsin in the Final Four...Knocked down three 3s to score 13 points in UK's win over Michigan...Scored 13 points and grabbed eight boards in UK's win over Wichita St...Tallied 14 points in the SEC Tournament semifinals vs. Georgia...Scored 21 points, including 17 in the first half vs. LSU in the SEC Tournament...Named Second Team All-SEC and SEC All-Freshman...Knocked down three 3s to score 14 points at Florida...Tallied 19 points at South Carolina...Scored 20 points vs. LSU...Recorded 16 points and five assists at Ole Miss...Tallied 19 points and five rebounds vs. Florida...Scored 20 points, making four 3s, in UK's win over Missouri...Knocked down five 3s to score 23 points and grabbed seven rebounds at LSU...Drained three 3s en route to scoring 13 points vs. Georgia...Scored 15 points and grabbed seven rebounds in UK's win over Texas A&M...Led Kentucky in scoring at Arkansas with 23 points, while pulling down six rebounds...Tallied 26 points, 10 rebounds and five assists to open SEC play against Mississippi State...Named MVP of the UK/UofL game by the Bluegrass Sports Commission after recording 18 points, a season-best 10 rebounds and four assists...Notched 16 points, shooting 8-of-10 from the charity stripe on the road at UNC...Scored 21 points and pulled down a career best nine rebounds in UK's win over Boise State...Tallied 14 points, going 4-for-7 from beyond the arc vs. Baylor...Led the Wildcats in scoring with 18 points, including nailing three 3s in a win over Providence...Posted six points, six rebounds and four assists in UK's win over Eastern Michigan...Scored nine points and grabbed five rebounds in UK's win over Cleveland State...Led UK with a career-high 26 points, including nailing five 3s in Kentucky's win over UT Arlington...Scored 10 points in Kentucky's win over Robert Morris...Drained three 3s en route to scoring 19 points against Michigan State...Posted 11 points and added four rebounds in a win over UNC Asheville...Among watch list candidates for the Wayman Tisdale Award...Earned preseason NBC honorable mention All-America honors...Averaged 12.5 points, 5.0 rebounds and 3.5 assists in UK's two exhibition wins...Posted 16 points and five rebounds in the win over Montevallo...Had three steals and five assists in the win over Transylvania.

**HIGH SCHOOL:** Averaged 27.2 points, 16.0 rebounds and 5.7 assists as a senior at Rochester...As a junior at Troy High School, he averaged 25.1 points, 10.5 rebounds, 4.5 assists and 2.5 steals, earning first-team All-State honors from the Associated Press, Detroit News and Detroit Free Press...Ranked as the No. 6 prospect in his class by ESPN Recruiting and No. 10 by both Rivals and Scout...ESPN and Rivals rank him as the second-best shooting guard in the country, while Scout ranks him as the third-best small forward in the nation...Appeared in both the McDonald's High School All-America and Jordan Brand Classic games.

**HOW ACQUIRED:** Selected by the Boston Celtics with the 17th pick in the 2014 NBA Draft.

**PERSONAL:** Son of Tiplance Vernon.



**POSITION** Center

**HEIGHT** 7-0

**WEIGHT** 250

**BIRTHDATE** 01/17/90

**BIRTHPLACE** Visalia, CA

**HIGH SCHOOL** Washington HS (Washington, IN)

**COLLEGE** North Carolina

**YEARS** Starting 3rd

**DRAFTED** Dallas Mavericks, First Round, 17th overall, 2012 NBA Draft

# TYLER ZELLER

# #44

## CAREER STATISTICS

### NBA REGULAR SEASON RECORD

| YEAR TEAM       | G-GS          | MIN         | FGM-FGA        | PCT         | FG3-FG3A   | PCT         | FT-FTA         | PCT         | OFF-DEF-TOT        | AST        | PF-DQ        | STL       | TO         | BS         | PTS         | AVG        |
|-----------------|---------------|-------------|----------------|-------------|------------|-------------|----------------|-------------|--------------------|------------|--------------|-----------|------------|------------|-------------|------------|
| 12-13 Cleveland | 77-55         | 2026        | 245-559        | .438        | 0-4        | .000        | 120-157        | .764        | 159-279-438        | 96         | 251-5        | 35        | 95         | 70         | 610         | 7.9        |
| 13-14 Cleveland | 70-9          | 1049        | 156-290        | .538        | 0-1        | .000        | 87-121         | .719        | 103-179-282        | 36         | 137-1        | 18        | 60         | 38         | 399         | 5.7        |
| <b>TOTALS</b>   | <b>147-64</b> | <b>3082</b> | <b>401-849</b> | <b>.472</b> | <b>0-5</b> | <b>.000</b> | <b>207-278</b> | <b>.745</b> | <b>262-458-720</b> | <b>132</b> | <b>388-6</b> | <b>53</b> | <b>155</b> | <b>108</b> | <b>1009</b> | <b>6.9</b> |

## CAREER HIGHS

### CAREER REGULAR SEASON SINGLE-GAME HIGHS

|                         |  |
|-------------------------|--|
| Minutes                 | 40, 01/16/13, Cleveland at Portland                  |
| Field Goals             | 10, 03/22/14, Houston at Cleveland                   |
| Field Goal Attempts     | 17, 04/09/13, Cleveland at Indiana                   |
| Three-Point Field Goals | None   |
| Three-Point Attempts    | 1, 02/18/14, Cleveland at Philadelphia (Five Times)  |
| Free Throws             | 8, 02/19/14, Orlando at Cleveland                    |
| Free Throw Attempts     | 10, 02/08/13, Orlando at Cleveland                   |
| Offensive Rebounds      | 6, 02/18/14, Cleveland at Philadelphia (Twice)       |
| Defensive Rebounds      | 10, 01/09/13, Atlanta at Cleveland                   |
| Total Rebounds          | 15, 02/18/14, Cleveland at Philadelphia              |
| Assists                 | 5, 01/29/13, Golden State at Cleveland (Twice)       |
| Steals                  | 3, 01/05/13, Houston at Cleveland                    |
| Turnovers               | 4, 02/26/14, Cleveland at Oklahoma City (Four Times) |
| Blocks                  | 4, 01/14/13, Cleveland at Sacramento                 |
| Points                  | 23, 03/22/14, Houston at Cleveland                   |

### CAREER POSTSEASON SINGLE-GAME HIGHS

|                         |      |
|-------------------------|------|
| Minutes                 | None |
| Field Goals             | None |
| Field Goal Attempts     | None |
| Three-Point Field Goals | None |
| Three-Point Attempts    | None |
| Free Throws             | None |
| Free Throw Attempts     | None |
| Offensive Rebounds      | None |
| Defensive Rebounds      | None |
| Total Rebounds          | None |
| Assists                 | None |
| Steals                  | None |
| Turnovers               | None |
| Blocks                  | None |
| Points                  | None |

**2013-14 SEASON:** Appeared in 70 games (nine starts)...averaged 5.7 points on .538 shooting from the field and 4.0 rebounds in 15.0 minutes per game...recorded three double-doubles...in nine games as a starter, averaged 9.0 points on .544 shooting, a .905 (19-21) mark from the foul line, 5.6 rebounds and 1.1 blocks in 21.6 minutes per game...scored in double figures in four straight games from April 9-16, averaging 15.8 points on .711 (27-38) shooting, 7.5 rebounds and 1.0 block in 23.8 minutes over that stretch...notched his third double-double of the season with 22 points on 9-11 (.818) shooting, 11 rebounds and two blocks in 26 minutes against Brooklyn on April 16...finished with 12 points and seven rebounds in 26 minutes off the bench against Boston on April 12...collected 18 points on 9-11 (.818) shooting, six rebounds and two blocks in 24 minutes off the bench against Detroit on April 9...tallied a career-high 23 points on 10-16 (.625) shooting and six rebounds in 30 minutes against Houston on March 22...had a near double-double with 10 points and nine rebounds in 23 minutes against Utah on Feb. 28...made a career-high eight free throws (on nine attempts) and finished with 16 points, six rebounds and three blocks in 31 minutes versus Orlando on Feb. 19...registered his second double-double of the season with 18 points and a career-high 15 rebounds (six offensive) in 25 minutes at Philadelphia on Feb. 18...tallied 13 points and 10 rebounds in 21 minutes in his first start of the season on Jan. 28 against New Orleans...led or tied for the team lead in points two times, rebounds five times, steals once and blocks 21 times...scored 10-19 points nine times and 20 or more points twice... was DNP- CD 10 times on the season...missed two games from Nov. 20-22 due to a right ankle sprain...missed game on Dec. 14 due to a right ankle injury...was placed on the Inactive List two times on the season.

**PROFESSIONAL CAREER: 2012-13:** Played in 77 game (55 starts)...averaged 7.9 points on .438 shooting, 5.7 rebounds and 0.9 blocks in 26.3 minutes per game...Named to the NBA's All-Rookie Second Team...as a starter, averaged 8.3 points on .434 shooting, 6.0 rebounds and 1.0 block in 28.0 minutes per game...also shot .764 from the free throw line, the second highest among all rookie centers...among rookies with a minimum of 70 games played, ranked 1st in offensive rebounds per game, 2nd in defensive rebounds per game, 2nd in total rebounds per game, 2nd in blocks per game and 7th in points per game...also recorded seven double-doubles, which was tied for 4th among all NBA rookies...scored 15 points and grabbed seven rebounds in his fourth NBA game on Nov. 5 at L.A. Clippers...came off the bench to score 14 points, pull down 10 rebounds (four offensive) and block two shots in 31 minutes against Portland on Dec. 1...in his first career start, scored a career-high 20 points on 9-15 (.600) shooting while adding three rebounds at Boston on Dec. 19...set a career-high in blocks with four and tallied 13 points and six rebounds at Sacramento on Jan. 14...grabbed a season-best 14 rebounds and added 13 points on 6-12 (.500) shooting and three blocks in 38 minutes at Utah on Jan. 19...averaged 9.1 rebounds during a nine-game stretch from Jan. 9-26...tallied 16 points on 7-10 (.700) shooting, nine rebounds, four assists and one block versus San Antonio on Feb. 13...pulled down a season-high six offensive rebounds (seven total) and scored 16 points against Orlando on Feb. 23...scored four points in the BBVA Rising Stars Challenge for Team Shaq at All-Star Weekend...scored 10-19 points 26 times and 20 or more points once...led the team in rebounds 11 times, assists once, steals three times and blocks 33 times...missed games from Nov. 7-13 with a non-displaced fracture of left orbital bone/concussion... missed game on March 4 due to illness...was NWT once on the season...was placed on the Inactive List four times for the season.

**COLLEGE CAREER:** Played in 117 game (75 starts) for North Carolina with averages of 12.8 points on .542 shooting, 6.7 rebounds and 1.1 blocks in 23.1 minutes per game...during his senior year, averaged 16.3 points, 9.6 rebounds and 1.5 blocks in 28.2 minutes per game...selected as ACC Player of the Year...finalist for the John R. Wooden Award...first-team All-America (Wooden) and second-team by the AP, NABC, Sporting News, USBWA and Basketball Times...top 10 finalist for the Lowe's Senior CLASS Award...named USBWA's District Player of the Year and an NABC All-District selection...won the Skip Prosser Award as the ACC's top scholar-athlete in men's basketball in ACC play...led the league in field goal percentage (.569) and offensive boards (4.0), and was second in rebounds (9.7), third in scoring (18.5) and sixth in free throw percentage (.833)...averaged 19.8 points and 10.7 rebounds and shot 63.7 percent against ACC teams that made the NCAA Tournament...scored 31 points versus Appalachian State and 30 (20-23 FTs) versus Maryland...had 20 points and career-high 22 boards versus Ohio in the NCAA Tournament...shot 9-of-11 in road win at Duke...totaled 18 points and 18 rebounds at Wake Forest and 21 points and 17 rebounds versus NC State...became the third ACC player to win Academic All-America of the Year honors...as a junior, averaged 15.7 points on .547 shooting, 7.2 rebounds and 1.2 blocks in 28.1 minutes per game...tied for the team lead in scoring and second in rebounding...led the ACC in field goal percentage in all games (.547) and ACC games (.580)...posted a career-high 32 points versus Long Island University in the 2011 NCAA Tournament...earned First Team All-ACC Tournament honors...as a sophomore, averaged 9.3 points and 4.6 rebounds in 17.4 minutes per game...missed 10 ACC games with a stress fracture in his right foot. UNC went 2-8 in that span...recorded 17 points and 10 boards versus Georgia Tech...as a freshman, averaged 3.1 points on .472 shooting and 4.2 rebounds in 7.8 minutes per game...was a member of the 2009 National Champions...started the first two games he played...led Carolina with 18 points in his collegiate debut against Penn...missed more than three months with a broken wrist.

**HOW ACQUIRED:** Acquired as part of a three team trade from Cleveland that also saw Boston acquire a future first round draft pick from Cleveland and guard Marcus Thornton from Brooklyn; Brooklyn acquired guards Jarrett Jack and Sergey Karasev and Cleveland acquired the draft rights to Edin Bavcic, Ilkan Karaman and a future condition second round pick on July 10, 2014.

**PERSONAL:** Uncle, Al Eberhard, played for Pistons...brother, Cody, was the 2012 Big Ten Freshman of the Year at Indiana University and currently plays for the Charlotte Bobcats...older brother, Luke, played for the Phoenix Suns in 2012-13...each summer, Zeller and his family host their annual DistinXion Basketball Camp...wears size 18 shoes...favorite television show is Duck Dynasty...favorite movie is Avatar.

**TIM FRAZIER**

#55

HEIGHT: 6-1 WEIGHT: 170 POSITION: GUARD  
 BIRTHDATE: 11/01/90 COLLEGE: PENN STATE NBA EXP: ROOKIE

Played four years collegiately at Penn State during which he was named to the All-Big Ten Third Team his senior season after averaging 14.9 points, a Big Ten-leading 5.4 assists and 1.6 steals per game...Finished his career at Penn State as the all-time record holder in assists (641)...Averaged 11.4 points, 3.9 rebounds, 4.7 assists and 1.45 steals in 135 career games.

**RODNEY MCGRUDER**

#77

HEIGHT: 6-4 WEIGHT: 205 POSITION: GUARD  
 BIRTHDATE: 07/29/91 COLLEGE: KANSAS STATE NBA EXP: ROOKIE


Played in Hungary for Alomeromu SE Paks of the Hungarian A Division during the 2013-14 season where he averaged 14.4 points, 5.3 rebounds and 2.3 assists during league play...Also appeared in six games of the EuroChallenge where he averaged 12.7 points, 4.5 rebounds and 2.0 assists per game...In his final year at Kansas State (2012-13) he averaged 15.6 points, 5.4 rebounds, 2.0 assists and 1.3 steals per game.

**ERIK MURPHY**

#42

HEIGHT: 6-10 WEIGHT: 230 POSITION: FORWARD  
 BIRTHDATE: 10/26/90 COLLEGE: FLORIDA NBA EXP: 2ND YEAR

Appeared in 24 games for the Chicago Bulls during his rookie season (2013-14) where he averaged 0.3 points, 0.3 rebounds and 0.1 assists in 2.6 minutes per game...Was named First Team All-SEC as a senior and All-SEC Tournament Team honors as a junior and a senior...Averaged 12.2 points, 5.5 rebounds and 1.4 assists in 26.4 minutes per game as a senior...Shot 51.6 percent from the floor and an SEC-best 45.3 percent from three-point territory

**DWIGHT POWELL**

#12

HEIGHT: 6-11 WEIGHT: 240 POSITION: FORWARD  
 BIRTHDATE: 07/20/91 COLLEGE: STANFORD NBA EXP: ROOKIE

Earned All-Pac-12 First Team Honors, NCAA All-South Regional Team honors, Pac 12 All-Academic Honorable Mention pick during his senior season at Stanford (2013-14)...Was also named the Pac-12 Scholar-Athlete of the Year and was named a Preseason Wooden Award candidate...Averaged 14.0 points and 6.9 rebounds while shooting 46.2 percent from the floor...HE led teh team with 112 assists and 47 steals.

**CHRISTIAN WATFORD**

#27

HEIGHT: 6-9 WEIGHT: 232 POSITION: FORWARD  
 BIRTHDATE: 04/28/91 COLLEGE: INDIANA NBA EXP: ROOKIE

Appeared in 37 games for Hapoel Eilat of the Israeli Winner League where he averaged 9.8 points, 5.2 rebounds and 1.1 assists per game...Shot 51.5 percent on all two point shots and 30.6 percent from three...Recorded three double-doubles and recorded double figures in scoring in 18 games...During his career at Indiana he left the school ranked ninth all-time in points (1,730) and ninth in rebounds (776).





MEDIA

## COMMUNICATIONS STAFF



**Jeff Twiss**  
VP of Media Services and  
Alumni Relations



**Heather Walker**  
Senior Director of  
Public Relations



**Brian Olive**  
Media Services  
Manager



**Taylor Kielpinski-Rogers**  
Communications  
Coordinator

## GAME NIGHT STAFF



**Michael Swartz**  
Media Operations Coordinator



**Sherri Geller**  
Media Operations Assistant



**Miriam Yorks**  
Press Box Coordinator

## PRACTICE INFORMATION

All Celtics practice sessions are closed to the media, except for the first or last 15 minutes per NBA policy. Additionally, the coaches office, the training room, the weight room, the back hallway, and the locker room are off limits to the media at all times. All media interviews will be conducted after each practice on the gym floor. One-on-one interviews expected to last longer than 10 minutes need to be prearranged through the Celtics Media Relations Department. Only accredited media will be allowed to attend Celtics practices, as all practices are closed to the general public. The Celtics will usually hold practice at the Training Center in Waltham, MA (see directions below). The Press Room is available to work and wait. **PHOTOGRAPHERS & VIDEOGRAPHERS:** Practices are closed to all video and still photographers, except for the final 30 minutes which will be open for B-Roll. Players and coaches will be available for interviews at the conclusion of practice. Should a private room be needed for a one-on-one interview, arrangements must be made through the Celtics Media Relations Department in advance. Live shots for TV are to be shot from the apron on the playing floor. All videographers, reporters, photographers are barred from the playing surface of the court. **PRACTICE TIMES ARE SUBJECT TO CHANGE.** Friends, family or guests of media members are not permitted at practices or shootarounds without the prior consent from the Media Relations Department.

## SHOOTAROUNDS

Generally, the Celtics shootarounds will take place at the The Training Center at HealthPoint. All shootarounds are closed to the media, with interviews following for a 15-minute period. **SHOOTAROUND TIMES ARE SUBJECT TO CHANGE.**

## DIRECTIONS TO PRACTICE FACILITY

The Training Center at HealthPoint from Boston: Take the Mass Pike (Route 90 West), go to the second set of toll booths at Weston, MA. Follow signs for Route 128 North. Travel approximately five miles to Exit 27B (Winter Street). Bear right off the ramp, travel two miles, and follow signs to the facility. Please enter the facility through the main entrance for the Boston Sports Club. Travel time from Logan International Airport is approximately 30 minutes.

## **PRACTICES AT THE TD GARDEN**

Access to any Celtics practice held at the TD Garden is through the same press gate entrance as on game nights. Season credentials will give you access to these practices as well. Those media members without season credentials should call the Media Relations office the day before a practice to be properly admitted.

## **TD GARDEN PARKING**

There is no reserved or validated parking for a Celtics game. There is a five-level, 1,150-space underground parking garage located directly under the TD Garden and North Station. The parking lot is accessible via Nashua Street. Additionally, there is limited parking available in the immediate area of the TD Garden .

## **SEASON CREDENTIALS**

The Celtics will issue full season credentials, which will be limited to the working media that have covered 75% or more of our home games in past years. For those media members who receive this pass, your photo will accompany it. Be advised that this pass is required at each game and must be displayed at all times.

## **SINGLE-GAME CREDENTIALS**

Media members wishing to cover an individual home game must contact the Media Relations Department by fax or email at least 48 hours in advance of that game they wish to cover (or by 5:00 p.m. Thursday for all weekend and Monday games). Single-game passes will be issued on a space-available basis. NBA passes are valid but the Celtics require that you also arrange for a single-game pass from the Media Relations office or staff. The credentials must be confirmed by the Media Relations staff before admittance.

## **PHOTOGRAPHERS AND TV VIDEOGRAPHERS CREDENTIALS**

Season credentials will not be issued to still photographers or television videographers. Credentialed photographers, upon presentation of proper identification at the press gate for each game, must sit at their designated location at the baseline. Photographers will not be allowed to sit on the sidelines at the TD Garden, as any area not specified as space for photographers is off-limits. No photography of any Celtics game shall be released to any individual other than the entity for whom the pass was issued and subject to the rules governing such use as described on the reverse side of the credential. Any variation to this policy will result in forfeiture of future credentials. Single-game photographer and videographer credentials will be issued on a space-available basis. No photographer or videographer is allowed to sit in the three-foot escape lanes, located on both sides of both basket stanchions. All working cameras must have a rubber lens shade per NBA policy. Single-game photographer and videographer passes must be requested at least 48 hours prior to the game they wish to cover.

## **PRESS GATE ENTRANCE**

The press gate is located on the east side of the TD Garden on Legends Way. The press gate will open two hours prior to game time. Celtics season credentials will not allow access to any event in the TD Garden other than a Celtics game.

## **WILL MCDONOUGH PRESS ROOM**

The Will McDonough Press Room consists of the dining facility and the working press area located on level three of the TD Garden. After entering the building through the press entrance, proceed to the elevator to level three and the press room is straight ahead. Proper credentials are needed for admittance and a pregame meal. Food and beverage service will become available two hours prior to game time. We ask that professional and courteous consideration be given to the media who are working each game in the work areas. Phone lines and fax service are available for working media. Any special phone needs should be directed to the Celtics Media Relations Department or Lorraine Spadaro at the TD Garden at 617-624-1251.

## **PREGAME/POSTGAME ACCESS**

Coach Stevens will be available to media 100 minutes prior to the scheduled tip-off in the hallway outside of the Celtics locker room. Roughly 10 minutes after each game, Coach Stevens will conduct his postgame press conference in the Will McDonough Press Room. Generally, the visiting Head Coach will conduct his postgame interview outside of the visiting team locker room.

## LOCKER ROOM ACCESS

The locker rooms are located on level three of the TD Garden (court level), down the corridor from the press room. Season credentials will have locker room access. Single-game passes will have locker room access but must have the "L" locker room designation on their press pass to allow for locker room entry. NBA media regulations govern the accessibility to the locker rooms prior to games. In accordance with NBA policy, both the Celtics and visitors locker rooms will open at 75 minutes prior to game time and will close 45 minutes prior to game time. Locker rooms will re-open no later than 15 minutes after the end of the game. No autographs are allowed during media access periods. Still photographers will not be permitted in any locker room. Cell phones are not allowed in either team locker room.

## SEATING

Media will be assigned seats at either Section 17, 18, or 20, or in the main upper press box (level nine/"Halo"). Media members are encouraged to write from all of these locations due to space restrictions in the working area of the press room. The Media Relations Department will have the final say in all seating arrangements. We ask that you do not switch assigned seats; the Media Relations staff will coordinate any changes. The quarter play-by-play sheets and halftime box scores are distributed as quickly as possible to all locations and monitors are available in selected locales.

## AUTOGRAPHS

All requests for autographs for any team personnel must be directed to the Celtics Community Relations Department. No autographs are allowed during media access periods.

## VISITORS

There is no standing room in the TD Garden. All entrants to the building must have either a ticket to the game or a prearranged assigned seat.

## PLAYER WARMUPS

The playing floor is off-limits to media personnel during pregame warmups. Players are available for interviews in the locker room during the access period only. Television and radio interviews must be arranged through the Celtics Media Relations Department, subject to timing and availability. Pregame media interview requests made well in advance are strongly recommended.

## TICKETS

Media members who wish to purchase tickets to any Celtics home or road game are advised to request these tickets through the Celtics Media Relations Department or the Ticket Office. Effort will be made to fulfill each request; however, there is no guarantee that each request will be realized. Ticket requests made well in advance are strongly recommended.

## TRAVEL ARRANGEMENTS

All media members who wish to cover any Celtics road games must notify the Celtics Media Relations staff by Friday of the preceding week. The Celtics will not make any hotel reservations for traveling media.

## STATISTICAL AND PRESS RELEASE INFORMATION

Statistics, team and player information may be found on the Celtics web site at [celtics.com](http://celtics.com). In addition, the NBA operates a 24-hour audio hotline throughout the season for members of the media only. Telephone numbers and access guidelines are available through the Celtics Media Relations Department. The Celtics also disseminate information to accredited members of the media through e-mail. Any members of the media wishing to receive press releases and other information via e-mail should contact the Celtics Media Relations Department.

## TRAVELING MEDIA



**Mike Gorman**  
Comcast  
SportsNet



**Tommy Heinsohn**  
Comcast  
SportsNet



**Abby Chin**  
Comcast  
SportsNet



**Paul Lucey**  
Comcast  
SportsNet



**Jim Edmonds**  
Comcast  
SportsNet



**Jeff Grice**  
Comcast  
SportsNet



**Zack Millican**  
Comcast  
SportsNet



**Sean Grande**  
CBS Radio Boston



**Cedric Maxwell**  
CBS Radio Boston



**Gary Washburn**  
Boston  
Globe



**Steve Bulpitt**  
Boston  
Herald



**Mark Murphy**  
Boston  
Herald



**A. Sherrod Blakely**  
CSNNE.com



**Chris Forsberg**  
ESPN Boston



TRADITION



## ARNOLD “RED” AUERBACH • 9/20/17 — 10/28/06

Arnold “Red” Auerbach once proclaimed, “The Boston Celtics are not a basketball team, they are a way of life.” Auerbach, a member of the National Basketball Association since its formation in 1946, had been with the Celtics since 1950 until his passing in October of 2006.

Auerbach spent the first three seasons of his pro career with the Washington Capitols before moving on to the Tri-Cities Hawks for one campaign. At this point, Walter Brown, who owned the struggling Boston Celtics, appointed Auerbach as the man to lead the squad into what would ultimately become the greatest franchise in pro basketball annals.

Red carefully crafted a competitive team, and his moves culminated with an April 29, 1956 transaction that sent Ed Macauley and Cliff Hagan to St. Louis for the Hawks’ first-round pick.

With that selection, the Celtics chose Bill Russell. This blockbuster trade would spur the Celtics into the most dominant franchise in pro basketball history and helped spawn the legend that is Auerbach and the Celtics. From 1950-1966, Auerbach coached the Celtics to nine world titles, including eight in succession from 1959-1966. His incredible record was 938-479 (.662) in regular-season play and an equally impressive 99-69 (.589) in postseason encounters. Prior to the 1966-67 season, the “coach” removed himself from the bench in order to concentrate on his duties as General Manager, and appointed Bill Russell as player-coach.

With Red’s guidance and knowledge, the Celtics continued to win. In 1968 and 1969, the Celtics added two more titles. After a down period in the early 1970s, Auerbach restructured the team, adding key personnel through trades and the draft, and ultimately raised banners in 1974 and 1976. It was the subsequent years that would provide Auerbach with his biggest challenge, as the late ’70s proved to be a dismal period for the Celtics. Yet Auerbach once again saved the franchise with the shrewd selection of Larry Bird in the 1978 draft. Although he would have to wait a year before Bird could play in the NBA, Auerbach sensed that the Indiana native was the man to rejuvenate the proud organization. Five other teams had a shot at Bird, but all passed.

In 1981, Boston became the NBA champions again as Auerbach orchestrated another amazing trade, this time dealing the first and 13th picks in the 1981 draft to Golden State for Robert Parish and the third overall pick (Kevin McHale). Boston added two more titles in 1984 and 1986 thanks to the master’s keen additions of Danny Ainge, Dennis Johnson, Bill Walton, and others.

Auerbach has been the recipient of numerous distinguished awards and honors throughout his career. In 1968, he was enshrined in the Basketball Hall of Fame in Springfield, MA for all his successes. When the NBA chose its Silver Anniversary Team honoring the best of the league’s first 25 years, Red was chosen as coach of that distinguished team. In 1982, he was elected to the Washington Hall of Stars, a Hall of Fame which involves people from all sports. Red was also honored as NBA Coach of the Year in 1965, winning the trophy that now bears his name, and NBA Executive of the Year in 1980. Also in that year, he was selected to the NBA’s 35th Anniversary Team as “Greatest Coach in the History of the NBA,” by the PBWAA.

In 1985, the Red Auerbach Fund, established in the great coach’s name, was created to promote athletic, recreational, and other youth development activities in Boston and throughout the Commonwealth of Massachusetts. January 4, 1985 was a special day in Red’s heart and in Boston sports history, as it was on this day that the Celtics family saluted its patriarch by having the number “2” retired in his honor (emblematic as the second most influential person in the organization’s annals; similarly, the number “1” is dedicated to the team’s founder, Walter Brown). On Red’s 68th birthday, September 20, 1985, a life-size sculpture of Auerbach was unveiled and placed in Boston’s historic Faneuil Hall Marketplace so the public would have a lasting tribute to this basketball genius and legend.

He received seven honorary degrees from various institutions. Red valued such honors so much that he kept a previous commitment to American International College by delivering its commencement speech on May 22, 1988, even though it prevented him from being at Boston Garden for the deciding game of the Celtics-Hawks’ best-of-seven thriller. On that day, AIC presented Auerbach with a Doctor of Humanities Honorary Degree. A week earlier he had received a Doctor of Arts Honorary Degree from Stonehill College. He has also received Honorary Doctorate Degrees in Humane Letters from Franklin Pierce College, on May 24, 1981, the University of

Massachusetts (Boston), in 1982, and from Boston University, on May 13, 1984. In 1986, Central New England College honored him with an Honorary Doctorate Degree in Business Administration. On February 14, 1993, his alma mater, George Washington, bestowed an honorary Doctorate of Public Service Degree, and on June 9, 1998, the university celebrated Red's 80th birthday by unveiling a plaque and a bust of the legendary coach. This tribute is permanently attached to the exterior of the Smith Center, GW's athletic facility.

Red was the author of seven books. His first, *Basketball for the Player, the Fan and Coach*, has been translated into seven languages and is the largest-selling basketball book in print. His second book, co-authored with Paul Sann, was *Winning the Hard Way*, and he also penned a pair of publications written in conjunction with Joe Fitzgerald: *Red Auerbach: An Autobiography* and *Red Auerbach On and Off the Court*. In October, 1991, *M.B.A.: Management by Auerbach*, was co-authored with Ken Dooley. In 1994, *Seeing Red – The Red Auerbach Story* was written with Dan Shaughnessy. In October 2004, his latest book, *Let Me Tell You a Story: A Lifetime in the Game*, was co-authored with legendary sports writer John Feinstein. In 1987, an excellent instructional video entitled *Winning Basketball* became available to the public featuring the insight, thoughts, and philosophy of Red and three-time NBA Most Valuable Player and Celtics' captain Larry Bird. In 2005, he was recognized as an Honorary Master Chief at the U.S. Coast Guard.

Born in Brooklyn, New York, Red attended Eastern District High School in that city, attended Seth Low Junior College in New York, and George Washington University in the District of Columbia. He played three years of college basketball at GW, and was the team's leading scorer and a defensive specialist. He received a Bachelor of Science in Education in 1940 and a Master of Arts in Education from GW the following year.

Red and Dorothy Auerbach were married in 1941. They have two daughters: Nancy, who is married to former CNN anchorman Reid Collins, and Randy, who is Vice-President of Creative Affairs for Blue Tulip Productions in Hollywood, one granddaughter, Julie, who is married to Eric Fleiger. They also have a great-grandson, Peter Auerbach Fleiger, and two great-granddaughters, Hope and Noelle Fleiger.

## RED AUERBACH'S COACHING RECORD:

| SEASON        | TEAM       | REGULAR SEASON RECORD |            |             |     | PLAYOFFS  |           |
|---------------|------------|-----------------------|------------|-------------|-----|-----------|-----------|
|               |            | W                     | L          | PCT.        | POS | W         | L         |
| 1946-47       | Washington | 49                    | 11         | .817        | 1#  | 2         | 4         |
| 1947-48       | Washington | 28                    | 20         | .583        | 4#  | -         | -         |
| 1948-49       | Washington | 38                    | 22         | .633        | 1#  | 6         | 5         |
| 1949-50       | Tri-Cities | 28                    | 29         | .491        | 3+  | 1         | 2         |
| 1950-51       | Boston     | 39                    | 30         | .565        | 2#  | 0         | 2         |
| 1951-52       | Boston     | 39                    | 27         | .591        | 2#  | 1         | 2         |
| 1952-53       | Boston     | 46                    | 25         | .648        | 3#  | 3         | 3         |
| 1953-54       | Boston     | 42                    | 30         | .583        | 2T# | 2         | 4         |
| 1954-55       | Boston     | 36                    | 36         | .500        | 3#  | 3         | 4         |
| 1955-56       | Boston     | 39                    | 33         | .542        | 2#  | 1         | 2         |
| 1956-57       | Boston     | 44                    | 28         | .611        | 1*# | 7         | 3         |
| 1957-58       | Boston     | 49                    | 23         | .681        | 1#  | 6         | 5         |
| 1958-59       | Boston     | 52                    | 20         | .722        | 1*# | 8         | 3         |
| 1959-60       | Boston     | 59                    | 16         | .787        | 1*# | 8         | 5         |
| 1960-61       | Boston     | 57                    | 22         | .722        | 1*# | 8         | 2         |
| 1961-62       | Boston     | 60                    | 20         | .750        | 1*# | 8         | 6         |
| 1962-63       | Boston     | 58                    | 22         | .725        | 1*# | 8         | 5         |
| 1963-64       | Boston     | 59                    | 21         | .738        | 1*# | 8         | 2         |
| 1964-65       | Boston     | 62                    | 18         | .775        | 1*# | 8         | 4         |
| 1965-66       | Boston     | 54                    | 26         | .675        | 2*# | 11        | 6         |
| <b>TOTALS</b> |            | <b>938</b>            | <b>479</b> | <b>.662</b> |     | <b>99</b> | <b>69</b> |

\*Won NBA Championship #Eastern Division +Western Division

YEAR G MIN FGM FGA PCT FTM FTA PCT OFF DEF TOT AST PF-DQ ST BL PTS AVG

ALAA ABDELNABY [#4] 6'10" 240 LBS 06/24/68 DUKE '90

>> Transactions: Acquired from the Milwaukee Bucks in exchange for Jon Barry on December 4, 1992 (also played 12 games for Milwaukee in 1992-93)...Signed as a free agent by the Sacramento Kings on July 26, 1994.

|        |    |      |     |     |      |    |     |      |     |     |     |    |       |    |    |     |     |
|--------|----|------|-----|-----|------|----|-----|------|-----|-----|-----|----|-------|----|----|-----|-----|
| 92-93  | 63 | 1152 | 219 | 417 | .525 | 76 | 100 | .760 | 114 | 186 | 300 | 17 | 165-0 | 19 | 22 | 514 | 8.2 |
| 93-94  | 73 | 159  | 24  | 55  | .436 | 16 | 25  | .640 | 12  | 34  | 46  | 3  | 20-0  | 2  | 3  | 64  | 4.9 |
| TOTALS | 76 | 1311 | 243 | 472 | .515 | 92 | 125 | .736 | 126 | 220 | 346 | 20 | 185-0 | 21 | 25 | 578 | 7.6 |

Three-Point Field Goals: None Attempted.

PLAYOFF RECORD

|       |   |    |    |    |      |   |   |      |   |    |    |   |     |   |   |    |     |
|-------|---|----|----|----|------|---|---|------|---|----|----|---|-----|---|---|----|-----|
| 92-93 | 4 | 68 | 11 | 24 | .458 | 0 | 0 | .000 | 2 | 11 | 13 | 1 | 7-0 | 0 | 1 | 22 | 5.5 |
|-------|---|----|----|----|------|---|---|------|---|----|----|---|-----|---|---|----|-----|

Three-Point Field Goals: None Attempted.

ZAID ABDUL-AZIZ [#54] 6'9" 235 LBS 04/07/46 IOWA STATE '68

>> Transactions: Signed by Boston as a free agent on February 14, 1978...Waived on February 24, 1978.

|       |   |    |   |    |      |   |   |      |   |   |    |   |     |   |   |   |     |
|-------|---|----|---|----|------|---|---|------|---|---|----|---|-----|---|---|---|-----|
| 77-78 | 2 | 24 | 3 | 13 | .231 | 2 | 3 | .667 | 6 | 9 | 15 | 3 | 4-0 | 1 | 1 | 8 | 4.0 |
|-------|---|----|---|----|------|---|---|------|---|---|----|---|-----|---|---|---|-----|

MARK ACRES [#42] 6'11" 225 LBS 11/15/62 ORAL ROBERTS '85

>> Transactions: Signed by Boston as a free agent on March 7, 1987...Selected from Boston by Orlando in the NBA expansion draft on June 15, 1989.

|        |     |      |     |     |      |    |     |      |     |     |     |    |       |    |    |     |     |
|--------|-----|------|-----|-----|------|----|-----|------|-----|-----|-----|----|-------|----|----|-----|-----|
| 87-88  | 79  | 1151 | 108 | 203 | .532 | 71 | 111 | .640 | 105 | 165 | 270 | 42 | 198-2 | 29 | 27 | 287 | 3.6 |
| 88-89  | 62  | 632  | 55  | 114 | .482 | 26 | 48  | .542 | 59  | 87  | 146 | 19 | 94-0  | 19 | 6  | 137 | 2.2 |
| TOTALS | 141 | 1783 | 163 | 317 | .514 | 97 | 159 | .610 | 164 | 252 | 416 | 61 | 292-2 | 48 | 33 | 424 | 3.0 |

Three-Point Field Goals: 1988-89, 1-for-1 (1.000).

PLAYOFF RECORD

|        |    |     |    |    |      |   |    |      |    |    |    |   |      |   |   |    |     |
|--------|----|-----|----|----|------|---|----|------|----|----|----|---|------|---|---|----|-----|
| 87-88  | 17 | 158 | 14 | 26 | .538 | 9 | 18 | .500 | 14 | 22 | 36 | 2 | 33-0 | 1 | 1 | 37 | 2.2 |
| 88-89  | 2  | 2   | 0  | 1  | .000 | 0 | 0  | .000 | 0  | 1  | 1  | 0 | 0-0  | 0 | 0 | 0  | 0.0 |
| TOTALS | 19 | 160 | 14 | 27 | .519 | 9 | 18 | .500 | 14 | 23 | 37 | 2 | 33-0 | 1 | 1 | 37 | 1.9 |

Three-Point Field Goals: 1987-88, 0-for-1 (.000); 1988-89, 0-for-1 (.000). Totals: 0-for-2 (.000).

DANNY AINGE [#44] 6'5" 185 LBS 03/17/59 BRIGHAM YOUNG '81

>> Transactions: Second round draft choice (31<sup>st</sup> pick overall) in 1981...Traded with Brad Lohaus to the Sacramento Kings for Ed Pinckney and Joe Kleine on February 23, 1989 (also played 28 games for Sacramento in 1988-89).

|        |     |       |      |      |      |     |     |      |     |      |      |      |         |     |    |      |      |
|--------|-----|-------|------|------|------|-----|-----|------|-----|------|------|------|---------|-----|----|------|------|
| 81-82  | 53  | 564   | 79   | 221  | .357 | 56  | 65  | .862 | 25  | 31   | 56   | 87   | 86-1    | 37  | 3  | 219  | 4.1  |
| 82-83  | 80  | 2048  | 357  | 720  | .496 | 72  | 97  | .742 | 83  | 131  | 214  | 251  | 259-2   | 109 | 6  | 791  | 9.9  |
| 83-84  | 71  | 1154  | 166  | 361  | .460 | 46  | 56  | .821 | 29  | 87   | 116  | 162  | 143-2   | 41  | 4  | 384  | 5.4  |
| 84-85  | 75  | 2564  | 419  | 792  | .529 | 118 | 136 | .868 | 76  | 192  | 268  | 399  | 228-4   | 122 | 6  | 971  | 12.9 |
| 85-86  | 80  | 2407  | 353  | 701  | .504 | 123 | 136 | .904 | 47  | 188  | 235  | 405  | 204-4   | 94  | 7  | 855  | 10.7 |
| 86-87  | 71  | 2499  | 410  | 844  | .486 | 148 | 165 | .897 | 49  | 193  | 242  | 400  | 189-3   | 101 | 14 | 1053 | 14.8 |
| 87-88  | 81  | 3018  | 482  | 982  | .491 | 158 | 180 | .878 | 59  | 190  | 249  | 503  | 203-1   | 115 | 17 | 1270 | 15.7 |
| 88-89  | 45  | 1349  | 271  | 589  | .460 | 114 | 128 | .891 | 37  | 117  | 154  | 215  | 108-0   | 52  | 1  | 714  | 15.9 |
| TOTALS | 556 | 15603 | 2537 | 5210 | .487 | 835 | 963 | .867 | 405 | 1129 | 1534 | 2422 | 1420-17 | 671 | 58 | 6257 | 11.3 |

Three-Point Field Goals: 1981-82, 5-for-17 (.294); 1982-83, 5-for-29 (.172); 1983-84, 6-for-22 (.273); 1984-85, 15-for-56 (.268); 1985-86, 26-for-73 (.356); 1986-87, 85-for-192 (.443); 1987-88, 148-for-357 (.415); 1988-89, 58-for-155 (.374). Totals: 348-for-901 (.386).

PLAYOFF RECORD

|        |     |      |     |      |      |     |     |      |    |     |     |     |       |     |    |      |      |
|--------|-----|------|-----|------|------|-----|-----|------|----|-----|-----|-----|-------|-----|----|------|------|
| 81-82  | 10  | 129  | 19  | 45   | .422 | 10  | 13  | .769 | 6  | 7   | 13  | 11  | 21-0  | 2   | 1  | 50   | 5.0  |
| 82-83  | 7   | 201  | 28  | 72   | .389 | 8   | 11  | .727 | 2  | 12  | 14  | 25  | 24-0  | 5   | 1  | 66   | 9.4  |
| 83-84  | 19  | 253  | 41  | 90   | .456 | 7   | 10  | .700 | 4  | 12  | -   | 38  | 36-0  | 9   | 2  | 91   | 4.8  |
| 84-85  | 21  | 687  | 97  | 208  | .466 | 30  | 39  | .769 | 20 | 38  | 58  | 121 | 76-1  | 32  | 1  | 231  | 11.0 |
| 85-86  | 18  | 652  | 107 | 193  | .554 | 52  | 60  | .867 | 22 | 54  | 76  | 93  | 57-0  | 41  | 1  | 280  | 15.6 |
| 86-87  | 20  | 762  | 116 | 238  | .487 | 31  | 36  | .861 | 13 | 39  | 52  | 92  | 62-0  | 24  | 4  | 295  | 14.8 |
| 87-88  | 17  | 670  | 71  | 184  | .386 | 37  | 42  | .881 | 15 | 38  | 53  | 109 | 64-2  | 9   | 1  | 198  | 11.6 |
| TOTALS | 112 | 3354 | 479 | 1030 | .465 | 175 | 211 | .829 | 82 | 200 | 282 | 489 | 340-3 | 122 | 11 | 1211 | 10.8 |

Three-Point Field Goals: 1981-82, 2-for-4 (.500); 1982-83, 2-for-5 (.400); 1983-84, 2-for-9 (.222); 1984-85, 7-for-16 (.438); 1985-86, 14-for-34 (.412); 1986-87, 32-for-73 (.438); 1987-88, 19-for-57 (.333). Totals: 78-for-198 (.394).



YEAR G MIN FGM FGA PCT FTM FTA PCT OFF DEF TOT AST PF-DQ ST BL PTS AVG

NATE ARCHIBALD [#7] 6'1" 165 LBS 09/02/48 AZ WSTRN/TX-EL PASO '70

>> Transactions: Acquired from the San Diego Clippers with Marvin Barnes, Billy Knight and two second round draft choices for Kermit Washington, Kevin Kunnert, Sidney Wicks and the draft rights to Freeman Williams on August 4, 1978...Waived on July 22, 1983.

|        |     |       |      |      |      |      |      |      |     |     |     |      |       |     |    |      |      |
|--------|-----|-------|------|------|------|------|------|------|-----|-----|-----|------|-------|-----|----|------|------|
| 78-79  | 69  | 1662  | 259  | 573  | .452 | 242  | 307  | .788 | 25  | 78  | 103 | 324  | 132-2 | 55  | 6  | 760  | 11.0 |
| 79-80  | 80  | 2864  | 383  | 794  | .482 | 361  | 435  | .830 | 59  | 138 | 197 | 671  | 218-2 | 106 | 10 | 1131 | 14.1 |
| 80-81  | 80  | 2820  | 382  | 766  | .499 | 342  | 419  | .816 | 36  | 140 | 176 | 618  | 201-1 | 75  | 18 | 1106 | 13.8 |
| 81-82  | 68  | 2167  | 308  | 652  | .472 | 236  | 316  | .747 | 25  | 91  | 116 | 541  | 131-1 | 52  | 3  | 858  | 12.6 |
| 82-83  | 66  | 1811  | 235  | 553  | .425 | 220  | 296  | .743 | 25  | 66  | 91  | 409  | 110-1 | 38  | 4  | 695  | 10.5 |
| TOTALS | 363 | 11324 | 1567 | 3338 | .469 | 1401 | 1773 | .790 | 170 | 513 | 683 | 2563 | 792-7 | 326 | 41 | 4550 | 12.5 |

Three-Point Field Goals: 1979-80, 4-for-18 (.222); 1980-81, 0-for-9 (.000); 1981-82, 6-for-16 (.375); 1982-83, 5-for-24 (.208). Totals: 15-for-67 (.224).

PLAYOFF RECORD

|        |    |      |     |     |      |     |     |      |    |    |    |     |       |    |   |     |      |
|--------|----|------|-----|-----|------|-----|-----|------|----|----|----|-----|-------|----|---|-----|------|
| 79-80  | 9  | 332  | 45  | 89  | .506 | 37  | 42  | .881 | 3  | 8  | 11 | 71  | 28-1  | 10 | 0 | 128 | 14.2 |
| 80-81  | 17 | 630  | 95  | 211 | .450 | 76  | 94  | .809 | 6  | 22 | 28 | 107 | 39-0  | 13 | 0 | 266 | 15.6 |
| 81-82  | 8  | 277  | 30  | 70  | .429 | 25  | 28  | .893 | 1  | 16 | 17 | 52  | 21-0  | 5  | 2 | 85  | 10.6 |
| 82-83  | 7  | 161  | 22  | 68  | .324 | 22  | 29  | .759 | 3  | 7  | 10 | 44  | 12-0  | 2  | 0 | 67  | 9.6  |
| TOTALS | 41 | 1400 | 192 | 438 | .438 | 160 | 193 | .829 | 13 | 53 | 66 | 274 | 100-1 | 30 | 2 | 546 | 13.3 |

Three-Point Field Goals: 1979-80, 1-for-2 (.500); 1980-81, 0-for-5 (.000); 1981-82, 0-for-4 (.000); 1982-83, 1-for-6 (.167). Totals: 2-for-17 (.118).

JIM ARD [#34] 6'9" 230 LBS 09/19/48 CINCINNATI '70

>> Transactions: Signed as a free agent on October 3, 1974...Waived on November 8, 1977.

|        |     |      |     |     |      |     |     |      |     |     |     |     |       |    |    |     |     |
|--------|-----|------|-----|-----|------|-----|-----|------|-----|-----|-----|-----|-------|----|----|-----|-----|
| 74-75  | 59  | 719  | 89  | 266 | .335 | 48  | 65  | .738 | 59  | 140 | 199 | 40  | 96-2  | 13 | 32 | 226 | 3.8 |
| 75-76  | 81  | 853  | 107 | 294 | .364 | 71  | 100 | .710 | 96  | 193 | 289 | 48  | 141-2 | 12 | 36 | 285 | 3.5 |
| 76-77  | 63  | 969  | 96  | 254 | .378 | 49  | 76  | .645 | 77  | 219 | 296 | 53  | 128-1 | 18 | 28 | 241 | 3.8 |
| 77-78  | 1   | 9    | 0   | 1   | .000 | 1   | 2   | .500 | 1   | 3   | 4   | 1   | 1-0   | 0  | 0  | 1   | 1.0 |
| TOTALS | 204 | 2550 | 292 | 815 | .358 | 169 | 243 | .695 | 233 | 555 | 788 | 142 | 366-5 | 43 | 96 | 753 | 3.7 |

PLAYOFF RECORD

|        |    |     |    |    |      |    |    |      |    |    |    |   |      |   |   |    |     |
|--------|----|-----|----|----|------|----|----|------|----|----|----|---|------|---|---|----|-----|
| 74-75  | 5  | 14  | 1  | 8  | .125 | 0  | 0  | .000 | 2  | 0  | 2  | 1 | 5-0  | 0 | 1 | 2  | 0.4 |
| 75-76  | 16 | 110 | 13 | 29 | .448 | 11 | 14 | .786 | 10 | 16 | 26 | 8 | 29-0 | 1 | 3 | 37 | 2.3 |
| TOTALS | 21 | 124 | 14 | 37 | .378 | 11 | 14 | .786 | 12 | 16 | 28 | 9 | 34-0 | 1 | 4 | 39 | 1.9 |

CARLOS ARROYO [#45] 6'2" 200 LBS 07/30/79 FLORIDA INTERNATIONAL '01

>> Transactions: Signed as a free agent on March 6, 2011.

|       |    |     |    |    |      |    |    |      |   |    |    |    |      |   |   |    |     |
|-------|----|-----|----|----|------|----|----|------|---|----|----|----|------|---|---|----|-----|
| 10-11 | 15 | 190 | 11 | 35 | .314 | 11 | 12 | .917 | 7 | 16 | 23 | 25 | 11-0 | 7 | 0 | 36 | 2.4 |
|-------|----|-----|----|----|------|----|----|------|---|----|----|----|------|---|---|----|-----|

Three-Point Field Goals: 3-for-5 (.600).

PLAYOFF RECORD

10-11 Did Not Play

Three-Point Field Goals: None attempted

CHUCKY ATKINS [#7] 5'11" 160 LBS 08/14/74 SOUTH FLORIDA '96

>> Transactions: Acquired from the Detroit Pistons along with Lindsey Hunter, Detroit's 2004 first round draft choice and cash for Mike James to Detroit and Chris Mills to Atlanta on February 19, 2004...Traded to the Los Angeles Lakers with Chris Mihm and Jumaine Jones for Gary Payton, Rick Fox and a conditional first round draft choice on August 13, 2004.

|       |    |     |     |     |      |    |    |      |   |    |    |     |      |    |   |     |      |
|-------|----|-----|-----|-----|------|----|----|------|---|----|----|-----|------|----|---|-----|------|
| 03-04 | 24 | 793 | 104 | 249 | .418 | 42 | 54 | .778 | 3 | 42 | 45 | 128 | 42-0 | 26 | 1 | 289 | 12.0 |
|-------|----|-----|-----|-----|------|----|----|------|---|----|----|-----|------|----|---|-----|------|

Three-Point Field Goals: 39-for-111 (.351).

PLAYOFF RECORD

|       |   |     |    |    |      |    |    |      |   |    |    |    |     |   |   |    |      |
|-------|---|-----|----|----|------|----|----|------|---|----|----|----|-----|---|---|----|------|
| 03-04 | 4 | 133 | 17 | 39 | .436 | 17 | 19 | .895 | 3 | 11 | 14 | 15 | 2-0 | 3 | 0 | 54 | 13.5 |
|-------|---|-----|----|----|------|----|----|------|---|----|----|----|-----|---|---|----|------|

Three-Point Field Goals: 3-for-10 (.300).

DENNIS AWTREY [#34] 6'10" 240 LBS 02/22/48 SANTA CLARA '70

>> Transactions: Acquired from the Phoenix Suns for cash and a future draft choice on October 11, 1978...Traded to the Seattle SuperSonics for cash and a future draft choice on January 17, 1979.

|       |    |     |    |    |      |    |    |      |    |    |    |    |      |   |   |    |     |
|-------|----|-----|----|----|------|----|----|------|----|----|----|----|------|---|---|----|-----|
| 78-79 | 23 | 247 | 17 | 44 | .386 | 16 | 20 | .800 | 13 | 34 | 47 | 20 | 37-0 | 3 | 6 | 50 | 2.2 |
|-------|----|-----|----|----|------|----|----|------|----|----|----|----|------|---|---|----|-----|

CHRIS BABB [#52] 6'5" 225 LBS 02/14/90 IOWA STATE '13

>> Transactions: Signed to a 10-day contract on February 28, 2014...Signed to a second 10-day contract on March 11, 2014...Signed to a multi-year contract on March 21, 2014...Waived on September 25, 2014.

|       |    |     |   |    |      |   |   |     |   |    |    |   |      |   |   |    |     |
|-------|----|-----|---|----|------|---|---|-----|---|----|----|---|------|---|---|----|-----|
| 13-14 | 14 | 132 | 8 | 30 | .267 | 0 | 0 | --- | 4 | 13 | 17 | 3 | 13-0 | 6 | 0 | 22 | 1.6 |
|-------|----|-----|---|----|------|---|---|-----|---|----|----|---|------|---|---|----|-----|

Three-Point Field Goals: 6-for-27 (.222).



| YEAR | G | MIN | FGM | FGA | PCT | FTM | FTA | PCT | OFF | DEF | TOT | AST | PF-DQ | ST | BL | PTS | AVG |
|------|---|-----|-----|-----|-----|-----|-----|-----|-----|-----|-----|-----|-------|----|----|-----|-----|
|------|---|-----|-----|-----|-----|-----|-----|-----|-----|-----|-----|-----|-------|----|----|-----|-----|

### JIM BARNES [#28] 6'8" 240 LBS 04/13/41 D: 09/14/02 TEXAS WESTERN '64

>> Transactions: Sold by the Chicago Bulls to Boston on December 1, 1968 (also played 10 games for Chicago in 1968-69)...Sold to the Baltimore Bullets on October 2, 1970.

|               |            |             |            |            |             |            |            |             |  |  |            |           |              |  |  |            |            |
|---------------|------------|-------------|------------|------------|-------------|------------|------------|-------------|--|--|------------|-----------|--------------|--|--|------------|------------|
| 68-69         | 49         | 595         | 92         | 202        | .455        | 65         | 92         | .707        |  |  | 194        | 27        | 107-2        |  |  | 249        | 5.1        |
| 69-70         | 77         | 1049        | 178        | 434        | .410        | 95         | 128        | .742        |  |  | 350        | 52        | 229-4        |  |  | 451        | 5.9        |
| <b>TOTALS</b> | <b>126</b> | <b>1644</b> | <b>270</b> | <b>636</b> | <b>.425</b> | <b>160</b> | <b>220</b> | <b>.727</b> |  |  | <b>544</b> | <b>79</b> | <b>336-6</b> |  |  | <b>700</b> | <b>5.6</b> |

### MARVIN BARNES [#27] 6'9" 225 LBS 07/27/52 D: 09/08/14 PROVIDENCE '74

>> Transactions: Acquired from the San Diego Clippers with Nate Archibald, Billy Knight and future draft choices for Kermit Washington, Kevin Kunnert, Sidney Wicks and the rights to Freeman Williams on August 4, 1978...Waived on February 7, 1979.

|       |    |     |     |     |      |    |    |      |    |     |     |    |       |    |    |     |     |
|-------|----|-----|-----|-----|------|----|----|------|----|-----|-----|----|-------|----|----|-----|-----|
| 78-79 | 38 | 796 | 133 | 271 | .491 | 43 | 66 | .652 | 57 | 120 | 177 | 53 | 144-3 | 38 | 39 | 309 | 8.1 |
|-------|----|-----|-----|-----|------|----|----|------|----|-----|-----|----|-------|----|----|-----|-----|

### JIM BARNETT [#11] 6'4" 180 LBS 07/07/44 OREGON '66

>> Transactions: First round draft choice (8<sup>th</sup> pick overall) in 1966 NBA Draft...Selected by the San Diego Clippers in the expansion draft on May 1, 1967.

|       |    |     |    |     |      |    |    |      |  |  |    |    |      |  |  |     |     |
|-------|----|-----|----|-----|------|----|----|------|--|--|----|----|------|--|--|-----|-----|
| 66-67 | 48 | 383 | 78 | 211 | .370 | 42 | 62 | .677 |  |  | 53 | 41 | 61-0 |  |  | 198 | 4.1 |
|-------|----|-----|----|-----|------|----|----|------|--|--|----|----|------|--|--|-----|-----|

#### PLAYOFF RECORD

|       |   |    |   |    |      |   |   |       |  |  |   |   |     |  |  |    |     |
|-------|---|----|---|----|------|---|---|-------|--|--|---|---|-----|--|--|----|-----|
| 66-67 | 5 | 26 | 6 | 21 | .286 | 2 | 2 | 1.000 |  |  | 4 | 1 | 5-0 |  |  | 14 | 2.8 |
|-------|---|----|---|----|------|---|---|-------|--|--|---|---|-----|--|--|----|-----|

### ERNIE BARRETT [#23] 6'3" 180 LBS 12/27/29 KANSAS STATE '51

>> Transactions: First round draft choice in 1951 NBA Draft.

|               |            |             |            |            |             |            |            |             |  |  |            |            |              |  |  |            |            |
|---------------|------------|-------------|------------|------------|-------------|------------|------------|-------------|--|--|------------|------------|--------------|--|--|------------|------------|
| 53-54         | 59         | 641         | 60         | 191        | .314        | 14         | 25         | .560        |  |  | 100        | 55         | 116-2        |  |  | 134        | 2.3        |
| 55-56         | 72         | 1451        | 207        | 533        | .388        | 93         | 118        | .788        |  |  | 243        | 174        | 184-4        |  |  | 507        | 7.0        |
| <b>TOTALS</b> | <b>131</b> | <b>2092</b> | <b>267</b> | <b>724</b> | <b>.369</b> | <b>107</b> | <b>143</b> | <b>.748</b> |  |  | <b>343</b> | <b>229</b> | <b>300-6</b> |  |  | <b>641</b> | <b>4.9</b> |

#### PLAYOFF RECORD

|               |          |            |          |           |             |          |          |              |  |  |           |          |             |  |  |           |            |
|---------------|----------|------------|----------|-----------|-------------|----------|----------|--------------|--|--|-----------|----------|-------------|--|--|-----------|------------|
| 53-54         | 6        | 63         | 3        | 20        | .150        | 2        | 2        | 1.000        |  |  | 6         | 4        | 14-0        |  |  | 8         | 1.3        |
| 55-56         | 3        | 43         | 4        | 13        | .308        | 3        | 3        | 1.000        |  |  | 7         | 4        | 7-0         |  |  | 11        | 3.7        |
| <b>TOTALS</b> | <b>9</b> | <b>106</b> | <b>7</b> | <b>33</b> | <b>.212</b> | <b>5</b> | <b>5</b> | <b>1.000</b> |  |  | <b>13</b> | <b>8</b> | <b>21-0</b> |  |  | <b>19</b> | <b>2.1</b> |

### DANA BARROS [#11, #13] 5'11" 163 LBS 04/13/67 BOSTON COLLEGE '89

>> Transactions: Signed as an unrestricted free agent on September 22, 1995...Traded to the Dallas Mavericks as part of a four-team deal in which Boston received Robert Pack, John Williams and cash considerations from Dallas and a conditional first-round draft choice from the Utah Jazz, Dallas received Billy Curley from the Golden State Warriors and Howard Eisley from Utah, Utah received Donyell Marshall from Golden State and Bruno Sundov from Dallas, and Golden State received Danny Fortson from Boston and Adam Keefe from Utah on August 16, 2000...Signed for remainder of the season on April 14, 2004.

|               |            |             |             |             |             |            |            |             |           |            |            |             |              |            |           |             |             |
|---------------|------------|-------------|-------------|-------------|-------------|------------|------------|-------------|-----------|------------|------------|-------------|--------------|------------|-----------|-------------|-------------|
| 95-96         | 80         | 2328        | 379         | 806         | .470        | 130        | 147        | .884        | 21        | 171        | 192        | 306         | 116-1        | 58         | 3         | 1038        | 13.0        |
| 96-97         | 24         | 708         | 110         | 253         | .435        | 37         | 43         | .860        | 5         | 43         | 48         | 81          | 34-0         | 26         | 6         | 300         | 12.5        |
| 97-98         | 80         | 1686        | 281         | 609         | .461        | 122        | 144        | .847        | 28        | 125        | 153        | 286         | 124-0        | 83         | 6         | 784         | 9.8         |
| 98-99         | 50         | 1156        | 168         | 371         | .453        | 64         | 73         | .877        | 16        | 89         | 105        | 208         | 64-1         | 52         | 5         | 464         | 9.3         |
| 99-00         | 72         | 1139        | 196         | 435         | .451        | 66         | 76         | .868        | 13        | 86         | 99         | 133         | 80-0         | 31         | 4         | 517         | 7.2         |
| 03-04         | 1          | 11          | 2           | 3           | .667        | 2          | 2          | 1.000       | 0         | 0          | 0          | 0           | 2-0          | 0          | 0         | 6           | 6.0         |
| <b>TOTALS</b> | <b>307</b> | <b>7028</b> | <b>1136</b> | <b>2477</b> | <b>.459</b> | <b>421</b> | <b>485</b> | <b>.868</b> | <b>83</b> | <b>514</b> | <b>597</b> | <b>1014</b> | <b>420-2</b> | <b>250</b> | <b>24</b> | <b>3109</b> | <b>10.1</b> |

Three-Point Field Goals: 1995-96, 150-for-368 (.408); 1996-97, 43-for-105 (.410); 1997-98, 100-for-246 (.407); 1998-99, 64-for-160 (.400); 1999-00, 59-for-144 (.410); 2003-04, None Attempted; Totals: 416-for-1023 (.406).

### TONY BATTIE [#4] 6'11" 240 LBS 02/11/76 TEXAS TECH '98

>> Transactions: Acquired from the Los Angeles Lakers for Travis Knight on January 21, 1999...Traded with Kedrick Brown and Eric Williams for Ricky Davis, Chris Mihm, Michael Stewart and a second round draft choice on December 15, 2003.

|               |            |             |             |             |             |            |            |             |            |             |             |            |                |            |            |             |            |
|---------------|------------|-------------|-------------|-------------|-------------|------------|------------|-------------|------------|-------------|-------------|------------|----------------|------------|------------|-------------|------------|
| 98-99         | 50         | 1121        | 147         | 283         | .519        | 41         | 61         | .672        | 96         | 204         | 300         | 53         | 159-1          | 29         | 71         | 335         | 6.7        |
| 99-00         | 82         | 1505        | 219         | 459         | .477        | 102        | 151        | .675        | 152        | 258         | 410         | 63         | 249-4          | 47         | 70         | 541         | 6.6        |
| 00-01         | 40         | 845         | 108         | 201         | .537        | 44         | 69         | .638        | 73         | 160         | 233         | 16         | 126-3          | 27         | 60         | 260         | 6.5        |
| 01-02         | 74         | 1819        | 211         | 390         | .541        | 88         | 130        | .677        | 184        | 297         | 481         | 35         | 219-3          | 60         | 67         | 510         | 6.9        |
| 02-03         | 67         | 1683        | 199         | 369         | .539        | 88         | 118        | .746        | 148        | 285         | 433         | 49         | 197-2          | 33         | 81         | 487         | 7.3        |
| 03-04         | 23         | 501         | 56          | 117         | .479        | 23         | 33         | .697        | 39         | 79          | 118         | 21         | 55-0           | 8          | 20         | 136         | 5.9        |
| <b>TOTALS</b> | <b>336</b> | <b>7474</b> | <b>1087</b> | <b>1819</b> | <b>.598</b> | <b>386</b> | <b>562</b> | <b>.687</b> | <b>692</b> | <b>1283</b> | <b>1975</b> | <b>237</b> | <b>1005-13</b> | <b>204</b> | <b>369</b> | <b>2269</b> | <b>6.8</b> |

Three-Point Field Goals: 1998-99, 0-for-3 (.000); 1999-00, 1-for-8 (.125); 2000-01, 0-for-3 (.000); 2001-02, 0-for-2 (.000); 2002-03, 1-for-5 (.200); 2003-04, 1-for-1 (.1000). Totals 3-for-22 (.137)

#### PLAYOFF RECORD

|               |           |            |           |            |             |           |           |             |           |            |            |           |             |           |           |            |             |
|---------------|-----------|------------|-----------|------------|-------------|-----------|-----------|-------------|-----------|------------|------------|-----------|-------------|-----------|-----------|------------|-------------|
| 01-02         | 16        | 443        | 42        | 86         | .488        | 13        | 21        | .619        | 39        | 82         | 121        | 13        | 51-1        | 10        | 30        | 97         | 6.1         |
| 02-03         | 10        | 213        | 31        | 55         | .564        | 4         | 8         | .500        | 13        | 36         | 49         | 5         | 42-1        | 4         | 14        | 66         | 6.6         |
| <b>TOTALS</b> | <b>26</b> | <b>656</b> | <b>73</b> | <b>141</b> | <b>.518</b> | <b>17</b> | <b>29</b> | <b>.586</b> | <b>52</b> | <b>118</b> | <b>170</b> | <b>18</b> | <b>93-2</b> | <b>14</b> | <b>44</b> | <b>163</b> | <b>10.2</b> |

Three-Point Field Goals: 2001-02, None Attempted; 2002-03, 0-for-3 (.000).

| YEAR | G | MIN | FGM | FGA | PCT | FTM | FTA | PCT | OFF | DEF | TOT | AST | PF-DQ | ST | BL | PTS | AVG |
|------|---|-----|-----|-----|-----|-----|-----|-----|-----|-----|-----|-----|-------|----|----|-----|-----|
|------|---|-----|-----|-----|-----|-----|-----|-----|-----|-----|-----|-----|-------|----|----|-----|-----|

**KENNY BATTLE [#8]****6'6" 210 LBS 10/10/64****ILLINOIS '89**

&gt;&gt; Transactions: Signed to the first of two ten-day contracts on January 8, 1992 (also played 8 games for Golden State in 1991-92)...Signed as a free agent on September 16, 1992...Waived on December 4, 1992.

|               |           |           |          |           |             |           |           |              |           |           |           |          |            |          |          |           |            |
|---------------|-----------|-----------|----------|-----------|-------------|-----------|-----------|--------------|-----------|-----------|-----------|----------|------------|----------|----------|-----------|------------|
| 91-92         | 8         | 46        | 3        | 4         | .750        | 8         | 8         | 1.000        | 3         | 6         | 9         | 0        | 4-0        | 1        | 0        | 14        | 1.8        |
| 92-93         | 3         | 29        | 6        | 13        | .462        | 2         | 2         | 1.000        | 7         | 4         | 11        | 2        | 2-0        | 1        | 0        | 14        | 4.7        |
| <b>TOTALS</b> | <b>11</b> | <b>75</b> | <b>9</b> | <b>17</b> | <b>.529</b> | <b>10</b> | <b>10</b> | <b>1.000</b> | <b>10</b> | <b>10</b> | <b>20</b> | <b>2</b> | <b>6-0</b> | <b>2</b> | <b>0</b> | <b>28</b> | <b>2.5</b> |

Three-Point Field Goals: 1992-93, 0-for-1 (.000).

**JERRYD BAYLESS [#11]****6'3" 200 LBS 08/20/88****ARIZONA '08**

&gt;&gt; Transactions: Acquired from Memphis as part of a three-team deal that included the Celtics receiving Ryan Gomes from Oklahoma City while the Memphis Grizzlies acquired a 2016 second round draft pick and guard Courtney Lee on January 6, 2014.

|  |    |      |     |     |      |    |    |      |    |    |    |     |      |    |   |     |      |
|--|----|------|-----|-----|------|----|----|------|----|----|----|-----|------|----|---|-----|------|
| 13-14  | 41 | 1036 | 158 | 378 | .418 | 49 | 61 | .803 | 14 | 72 | 86 | 128 | 89-0 | 40 | 4 | 416 | 10.1 |
| Three-Point Field Goals: 2013-14: 51-for-129 (.395). |    |      |     |     |      |    |    |      |    |    |    |     |      |    |   |     |      |

**MOE BECKER [#5]****6'1" 185 LBS****02/24/17 D: 01/09/96****DUQUESNE '41**

|  |   |  |   |    |      |   |   |      |  |  |  |   |    |  |  |    |     |
|--|---|--|---|----|------|---|---|------|--|--|--|---|----|--|--|----|-----|
| 46-47  | 6 |  | 5 | 22 | .227 | 3 | 4 | .750 |  |  |  | 1 | 15 |  |  | 13 | 2.2 |
| Also played 17 games for Pittsburgh and 20 for Detroit in 1946-47. |   |  |   |    |      |   |   |      |  |  |  |   |    |  |  |    |     |

**HANK BEENDERS [#6]****6'6" 185 LBS****06/02/16 D: 10/25/03 LONG ISLAND '42**

|       |   |  |   |    |      |   |   |      |  |  |  |   |   |  |  |    |     |
|-------|---|--|---|----|------|---|---|------|--|--|--|---|---|--|--|----|-----|
| 48-49 | 8 |  | 6 | 28 | .214 | 7 | 9 | .778 |  |  |  | 3 | 9 |  |  | 19 | 2.4 |
|-------|---|--|---|----|------|---|---|------|--|--|--|---|---|--|--|----|-----|

**BOB BIGELOW [#34, #52]****6'7" 215 LBS 12/26/53****PENN '75**

&gt;&gt; Transactions: Signed as a free agent on February 24, 1978 (also played 1 game for Kansas City in 1977-78)...Released on March 6, 1978...Re-signed on September 15, 1978...Waived on October 3, 1978.

|       |   |    |   |    |      |   |   |      |   |   |   |   |     |   |   |   |     |
|-------|---|----|---|----|------|---|---|------|---|---|---|---|-----|---|---|---|-----|
| 77-78 | 4 | 17 | 3 | 12 | .250 | 0 | 0 | .000 | 1 | 3 | 4 | 0 | 1-0 | 0 | 0 | 6 | 1.5 |
|-------|---|----|---|----|------|---|---|------|---|---|---|---|-----|---|---|---|-----|

**CHAUNCEY BILLUPS [#4]****6'3" 202 LBS 09/25/76****COLORADO '99**>> Transactions: First round draft choice (2<sup>nd</sup> pick overall) in 1997 NBA Draft...Traded to the Toronto Raptors with Dee Brown, John Thomas and Roy Rogers for Kenny Anderson, Zan Tabak and Popeye Jones on February 18, 1998.

|  |    |      |     |     |      |     |     |      |    |    |     |     |       |    |   |     |      |
|--|----|------|-----|-----|------|-----|-----|------|----|----|-----|-----|-------|----|---|-----|------|
| 97-98  | 51 | 1296 | 177 | 454 | .390 | 147 | 180 | .817 | 40 | 73 | 113 | 217 | 118-1 | 77 | 2 | 565 | 11.1 |
| Three-Point Field Goals: 1997-98: 64-for-189 (.339). |    |      |     |     |      |     |     |      |    |    |     |     |       |    |   |     |      |

**DAVE BING [#44]****6'3" 180 LBS****11/29/43****SYRACUSE '66**

&gt;&gt; Transactions: Signed as a free agent on September 28, 1977...Not re-signed after the 1977 season and retired.

|       |    |      |     |     |      |     |     |      |    |     |     |     |       |    |    |      |      |
|-------|----|------|-----|-----|------|-----|-----|------|----|-----|-----|-----|-------|----|----|------|------|
| 77-78 | 80 | 2256 | 422 | 940 | .449 | 244 | 296 | .824 | 76 | 136 | 212 | 300 | 247-2 | 79 | 18 | 1088 | 13.6 |
|-------|----|------|-----|-----|------|-----|-----|------|----|-----|-----|-----|-------|----|----|------|------|

**LARRY BIRD [#33]****6'9" 220 LBS 12/07/56****INDIANA STATE '79**>> Transactions: First round draft choice, as a junior eligible, (6<sup>th</sup> pick overall) in 1978 NBA Draft...Retired after the 1991-92 season.

|               |            |              |             |              |             |             |             |             |             |             |             |             |                |             |            |              |             |
|---------------|------------|--------------|-------------|--------------|-------------|-------------|-------------|-------------|-------------|-------------|-------------|-------------|----------------|-------------|------------|--------------|-------------|
| 79-80         | 82         | 2955         | 693         | 1463         | .474        | 301         | 360         | .836        | 216         | 636         | 852         | 370         | 279-4          | 143         | 53         | 1745         | 21.3        |
| 80-81         | 82         | 3239         | 719         | 1503         | .478        | 283         | 328         | .863        | 191         | 704         | 895         | 451         | 239-2          | 161         | 63         | 1741         | 21.2        |
| 81-82         | 77         | 2923         | 711         | 1414         | .503        | 328         | 380         | .863        | 200         | 637         | 837         | 447         | 244-0          | 143         | 66         | 1761         | 22.9        |
| 82-83         | 79         | 2982         | 747         | 1481         | .504        | 351         | 418         | .840        | 193         | 677         | 870         | 458         | 197-0          | 148         | 71         | 1867         | 23.6        |
| 83-84         | 79         | 3028         | 758         | 1542         | .492        | 374         | 421         | .888        | 181         | 615         | 796         | 520         | 197-0          | 144         | 69         | 1908         | 24.2        |
| 84-85         | 80         | 3161         | 918         | 1760         | .522        | 403         | 457         | .882        | 164         | 678         | 842         | 531         | 208-0          | 129         | 98         | 2295         | 28.7        |
| 85-86         | 82         | 3113         | 796         | 1606         | .496        | 441         | 492         | .896        | 190         | 615         | 805         | 557         | 182-0          | 166         | 51         | 2115         | 25.8        |
| 86-87         | 74         | 3005         | 786         | 1497         | .525        | 414         | 455         | .910        | 124         | 558         | 682         | 566         | 185-3          | 135         | 70         | 2076         | 28.1        |
| 87-88         | 76         | 2965         | 881         | 1672         | .527        | 415         | 453         | .916        | 108         | 595         | 703         | 467         | 157-0          | 125         | 57         | 2275         | 29.9        |
| 88-89         | 6          | 189          | 49          | 104          | .471        | 18          | 19          | .947        | 1           | 36          | 37          | 29          | 18-0           | 6           | 5          | 116          | 19.3        |
| 89-90         | 75         | 2944         | 718         | 1517         | .473        | 319         | 343         | .930        | 90          | 622         | 712         | 562         | 173-2          | 106         | 61         | 1820         | 24.3        |
| 90-91         | 60         | 2277         | 462         | 1017         | .454        | 163         | 183         | .891        | 53          | 456         | 509         | 431         | 118-0          | 108         | 58         | 1164         | 19.4        |
| 91-92         | 45         | 1662         | 353         | 758          | .466        | 150         | 162         | .926        | 46          | 388         | 434         | 306         | 82-0           | 42          | 33         | 908          | 20.2        |
| <b>TOTALS</b> | <b>897</b> | <b>34443</b> | <b>8591</b> | <b>17334</b> | <b>.496</b> | <b>3960</b> | <b>4471</b> | <b>.886</b> | <b>1757</b> | <b>7217</b> | <b>8974</b> | <b>5695</b> | <b>2279-11</b> | <b>1556</b> | <b>755</b> | <b>21791</b> | <b>24.3</b> |

Three-Point Field Goals: 1979-80, 58-for-143 (.406); 1980-81, 20-for-74 (.270); 1981-82, 11-for-52 (.212); 1982-83, 22-for-77 (.286); 1983-84, 18-for-73 (.247); 1984-85, 56-for-131 (.427); 1985-86, 82-for-194 (.423); 1986-87, 90-for-225 (.400); 1987-88, 98-for-237 (.414); 1988-89, None Attempted; 1989-90, 65-for-195 (.333); 1990-91, 77-for-198 (.389); 1991-92, 52-for-128 (.406); Totals: 649-for-1727 (.376).





| YEAR | G | MIN | FGM | FGA | PCT | FTM | FTA | PCT | OFF | DEF | TOT | AST | PF-DQ | ST | BL | PTS | AVG |
|------|---|-----|-----|-----|-----|-----|-----|-----|-----|-----|-----|-----|-------|----|----|-----|-----|
|------|---|-----|-----|-----|-----|-----|-----|-----|-----|-----|-----|-----|-------|----|----|-----|-----|

### BOB BRANNUM [#18] 6'5" 235 LBS 05/28/26 D: 02/05/05 KENTUCKY/MICHIGAN STATE

>> Transactions: Purchased from Sheboygan (NBPL) during 1950-51 season.

|               |            |             |            |             |             |            |            |             |  |  |             |            |                |  |  |             |            |
|---------------|------------|-------------|------------|-------------|-------------|------------|------------|-------------|--|--|-------------|------------|----------------|--|--|-------------|------------|
| 51-52         | 66         | 1324        | 149        | 404         | .369        | 107        | 171        | .626        |  |  | 406         | 76         | 235-9          |  |  | 405         | 6.1        |
| 52-53         | 71         | 1900        | 188        | 541         | .348        | 110        | 185        | .595        |  |  | 537         | 147        | 287-17         |  |  | 486         | 6.8        |
| 53-54         | 71         | 1729        | 140        | 453         | .309        | 129        | 206        | .626        |  |  | 509         | 144        | 280-10         |  |  | 409         | 5.8        |
| 54-55         | 71         | 1623        | 176        | 465         | .378        | 90         | 127        | .709        |  |  | 492         | 127        | 232-6          |  |  | 442         | 6.2        |
| <b>TOTALS</b> | <b>279</b> | <b>6576</b> | <b>653</b> | <b>1863</b> | <b>.351</b> | <b>436</b> | <b>689</b> | <b>.633</b> |  |  | <b>1944</b> | <b>494</b> | <b>1034-42</b> |  |  | <b>1742</b> | <b>6.2</b> |

#### BOB BRANNUM PLAYOFF RECORD

|               |           |            |           |            |             |           |           |             |  |  |            |           |              |  |  |            |            |
|---------------|-----------|------------|-----------|------------|-------------|-----------|-----------|-------------|--|--|------------|-----------|--------------|--|--|------------|------------|
| 51-52         | 3         | 48         | 4         | 12         | .333        | 1         | 6         | .167        |  |  | 10         | 3         | 16-2         |  |  | 9          | 3.0        |
| 52-53         | 6         | 83         | 12        | 23         | .522        | 7         | 11        | .636        |  |  | 21         | 10        | 23-2         |  |  | 31         | 5.2        |
| 53-54         | 6         | 136        | 11        | 38         | .289        | 6         | 11        | .545        |  |  | 45         | 10        | 29-2         |  |  | 28         | 4.7        |
| 54-55         | 7         | 225        | 26        | 61         | .426        | 11        | 19        | .579        |  |  | 79         | 13        | 32-2         |  |  | 63         | 9.0        |
| <b>TOTALS</b> | <b>22</b> | <b>492</b> | <b>53</b> | <b>134</b> | <b>.396</b> | <b>25</b> | <b>47</b> | <b>.532</b> |  |  | <b>155</b> | <b>36</b> | <b>100-8</b> |  |  | <b>131</b> | <b>5.6</b> |

### CARL BRAUN [#4] 6'5" 180 LBS 09/25/27 D: 02/10/10 COLGATE '49

|       |    |     |    |     |      |    |    |      |  |  |    |    |      |  |  |     |     |
|-------|----|-----|----|-----|------|----|----|------|--|--|----|----|------|--|--|-----|-----|
| 61-62 | 48 | 414 | 78 | 207 | .377 | 20 | 27 | .741 |  |  | 50 | 71 | 49-0 |  |  | 176 | 3.7 |
|-------|----|-----|----|-----|------|----|----|------|--|--|----|----|------|--|--|-----|-----|

#### PLAYOFF RECORD

|       |   |    |    |    |      |   |   |      |  |  |   |   |     |  |  |    |     |
|-------|---|----|----|----|------|---|---|------|--|--|---|---|-----|--|--|----|-----|
| 61-62 | 6 | 42 | 11 | 28 | .393 | 3 | 4 | .750 |  |  | 7 | 2 | 3-0 |  |  | 25 | 4.2 |
|-------|---|----|----|----|------|---|---|------|--|--|---|---|-----|--|--|----|-----|

### J.R. BREMER [#9] 6'2" 185 LBS 09/19/80 ST. BONAVENTURE '02

>> Transactions: Signed as a free agent on July 17, 2002...Traded to the Cleveland Cavaliers with Bruno Sundov and a conditional second-round draft choice in exchange for Jumaane Jones on July 29, 2003.

|       |    |      |     |     |      |    |     |      |    |     |     |     |      |    |   |     |     |
|-------|----|------|-----|-----|------|----|-----|------|----|-----|-----|-----|------|----|---|-----|-----|
| 02-03 | 64 | 1503 | 171 | 464 | .369 | 85 | 111 | .766 | 18 | 127 | 145 | 164 | 80-1 | 38 | 3 | 528 | 8.3 |
|-------|----|------|-----|-----|------|----|-----|------|----|-----|-----|-----|------|----|---|-----|-----|

Three-Point Field Goals: 2002-03, 101-for-286 (.353).

#### PLAYOFF RECORD

|       |    |     |    |    |      |   |   |      |   |    |    |    |      |   |   |    |     |
|-------|----|-----|----|----|------|---|---|------|---|----|----|----|------|---|---|----|-----|
| 02-03 | 10 | 147 | 16 | 56 | .286 | 7 | 8 | .875 | 0 | 15 | 15 | 12 | 12-0 | 3 | 0 | 47 | 4.7 |
|-------|----|-----|----|----|------|---|---|------|---|----|----|----|------|---|---|----|-----|

Three-Point Field Goals: 2002-03, 8-for-32 (.250).

### FRANK BRICKOWSKI [#34] 6'9" 248 LBS 08/14/59 PENN STATE '81

>> Transactions: Signed as a free agent on August 1, 1996...Rights were renounced on July 7, 1997.

|       |    |     |    |    |      |    |    |      |   |    |    |    |      |   |   |    |     |
|-------|----|-----|----|----|------|----|----|------|---|----|----|----|------|---|---|----|-----|
| 96-97 | 17 | 255 | 32 | 73 | .438 | 10 | 14 | .714 | 6 | 28 | 34 | 15 | 42-1 | 5 | 4 | 81 | 4.8 |
|-------|----|-----|----|----|------|----|----|------|---|----|----|----|------|---|---|----|-----|

Three-Point Field Goals: 1996-97, 7-for-20 (.350).

### AL BRIGHTMAN [#8] 6'2" 195 LBS 09/22/23 D: 06/10/92 MORRIS HARVEY/LING BOH STATE '99

|       |    |  |     |     |      |     |     |      |  |  |    |     |  |  |  |     |     |
|-------|----|--|-----|-----|------|-----|-----|------|--|--|----|-----|--|--|--|-----|-----|
| 46-47 | 58 |  | 223 | 870 | .256 | 121 | 193 | .627 |  |  | 60 | 115 |  |  |  | 567 | 9.8 |
|-------|----|--|-----|-----|------|-----|-----|------|--|--|----|-----|--|--|--|-----|-----|

### MARSHON BROOKS [#12] 6'5" 200 LBS 01/26/89 PROVIDENCE '11

>> Transactions: Acquired from Brooklyn along with Gerald Wallace, Keith Bogans, Kris Humphries, Kris Joseph, three future first round draft picks and the right to swap first round picks in 2017 in exchange for Paul Pierce, Kevin Garnett, Jason Terry and D.J. White on July 12, 2013...Traded to the Golden State Warriors as part of a three-team trade along with Jordan Crawford in which Boston acquired Joel Anthony and a future Philadelphia first round pick, a 2016 second round pick from Miami and cash considerations while Miami acquired Toney Douglas on January 15, 2014.

|       |    |    |   |    |      |    |    |      |   |    |    |   |     |   |   |    |     |
|-------|----|----|---|----|------|----|----|------|---|----|----|---|-----|---|---|----|-----|
| 13-14 | 10 | 73 | 9 | 24 | .375 | 11 | 14 | .786 | 1 | 18 | 19 | 4 | 5-0 | 1 | 1 | 31 | 3.1 |
|-------|----|----|---|----|------|----|----|------|---|----|----|---|-----|---|---|----|-----|

Three-Point Field Goals: 2013-14, 2-for-4 (.500).

### DEE BROWN [#7] 6'2" 185 LBS 11/29/68 JACKSONVILLE '90

>> Transactions: First round draft choice (19th pick overall) in 1990 NBA Draft...Traded to the Toronto Raptors with Chauncey Billups, John Thomas and Roy Rogers for Kenny Anderson, Zan Tabak and Popeye Jones on February 18, 1998.

|               |            |              |             |             |             |            |             |             |            |             |             |             |               |            |            |             |             |
|---------------|------------|--------------|-------------|-------------|-------------|------------|-------------|-------------|------------|-------------|-------------|-------------|---------------|------------|------------|-------------|-------------|
| 90-91         | 82         | 1945         | 284         | 612         | .464        | 137        | 157         | .873        | 41         | 141         | 182         | 344         | 161-0         | 83         | 14         | 712         | 8.7         |
| 91-92         | 31         | 883          | 149         | 350         | .426        | 60         | 78          | .769        | 15         | 64          | 79          | 164         | 74-0          | 33         | 7          | 363         | 11.7        |
| 92-93         | 80         | 2254         | 328         | 701         | .468        | 192        | 242         | .793        | 45         | 201         | 246         | 461         | 203-2         | 138        | 32         | 874         | 10.9        |
| 93-94         | 77         | 2867         | 490         | 1021        | .480        | 182        | 219         | .831        | 63         | 237         | 300         | 347         | 207-3         | 156        | 47         | 1192        | 15.5        |
| 94-95         | 79         | 2792         | 437         | 977         | .447        | 236        | 277         | .852        | 63         | 186         | 249         | 301         | 181-0         | 110        | 49         | 1236        | 15.6        |
| 95-96         | 65         | 1591         | 246         | 616         | .399        | 135        | 158         | .854        | 36         | 100         | 136         | 146         | 119-0         | 80         | 12         | 695         | 10.7        |
| 96-97         | 21         | 522          | 61          | 166         | .367        | 18         | 22          | .818        | 8          | 40          | 48          | 67          | 45-0          | 31         | 7          | 160         | 7.6         |
| 97-98         | 41         | 811          | 109         | 255         | .427        | 19         | 28          | .679        | 10         | 52          | 62          | 53          | 76-1          | 44         | 6          | 280         | 6.8         |
| <b>TOTALS</b> | <b>476</b> | <b>13665</b> | <b>2104</b> | <b>4698</b> | <b>.448</b> | <b>979</b> | <b>1181</b> | <b>.829</b> | <b>281</b> | <b>1021</b> | <b>1302</b> | <b>1883</b> | <b>1066-6</b> | <b>675</b> | <b>174</b> | <b>5512</b> | <b>11.6</b> |

Three-Point Field Goals: 1990-91, 7-for-34 (.206); 1991-92, 5-for-22 (.227); 1992-93, 26-for-82 (.317); 1993-94, 30-for-96 (.313); 1994-95, 126-for-327 (.385); 1995-96, 68-for-220 (.309); 1996-97, 20-for-65 (.308); 1997-98, 43-for-113 (.381). Totals: 325-for-959 (.339).

| YEAR                            | G         | MIN        | FGM        | FGA        | PCT         | FTM       | FTA       | PCT         | OFF       | DEF       | TOT       | AST        | PF-DQ       | ST        | BL        | PTS        | AVG         |
|---------------------------------|-----------|------------|------------|------------|-------------|-----------|-----------|-------------|-----------|-----------|-----------|------------|-------------|-----------|-----------|------------|-------------|
| <b>DEE BROWN PLAYOFF RECORD</b> |           |            |            |            |             |           |           |             |           |           |           |            |             |           |           |            |             |
| 90-91                           | 11        | 284        | 53         | 108        | .491        | 28        | 34        | .824        | 9         | 36        | 45        | 41         | 32-0        | 11        | 6         | 134        | 12.2        |
| 91-92                           | 6         | 120        | 22         | 44         | .500        | 4         | 6         | .667        | 3         | 9         | 12        | 31         | 16-2        | 1         | 4         | 48         | 8.0         |
| 92-93                           | 4         | 133        | 15         | 41         | .366        | 14        | 14        | 1.000       | 2         | 4         | 6         | 15         | 11-0        | 2         | 4         | 45         | 11.3        |
| 94-95                           | 4         | 172        | 26         | 62         | .419        | 14        | 16        | .875        | 6         | 14        | 20        | 19         | 12-0        | 5         | 1         | 75         | 18.8        |
| <b>TOTALS</b>                   | <b>25</b> | <b>709</b> | <b>116</b> | <b>255</b> | <b>.455</b> | <b>60</b> | <b>70</b> | <b>.857</b> | <b>20</b> | <b>63</b> | <b>83</b> | <b>106</b> | <b>71-2</b> | <b>19</b> | <b>15</b> | <b>302</b> | <b>12.1</b> |

Three-Point Field Goals: 1990-91, 0-for-5 (.000); 1991-92, 0-for-3 (.000); 1992-93, 1-for-7 (.143); 1994-95, 9-for-26 (.346). Totals: 10-for-41 (.244).

### KEDRICK BROWN [#5] 6'7" 222 LBS 03/18/81 OKALOOSA-WALTON CC '03

>> Transactions: First round draft choice (1<sup>st</sup> pick overall) in 2001 NBA Draft...Traded to Cleveland with Tony Battie and Eric Williams for Ricky Davis, Chris Mihm, Michael Stewart and a second round draft choice on December 15, 2003.

|               |            |             |            |            |             |           |           |             |           |            |            |           |              |           |           |            |            |
|---------------|------------|-------------|------------|------------|-------------|-----------|-----------|-------------|-----------|------------|------------|-----------|--------------|-----------|-----------|------------|------------|
| 01-02         | 29         | 245         | 23         | 70         | .329        | 12        | 20        | .600        | 11        | 39         | 50         | 15        | 18-0         | 18        | 7         | 63         | 2.2        |
| 02-03         | 51         | 666         | 61         | 171        | .375        | 20        | 32        | .625        | 45        | 95         | 140        | 20        | 68-0         | 34        | 13        | 145        | 2.8        |
| 03-04         | 21         | 408         | 45         | 99         | .455        | 8         | 13        | .615        | 18        | 50         | 68         | 25        | 38-1         | 17        | 2         | 110        | 5.2        |
| <b>TOTALS</b> | <b>101</b> | <b>1319</b> | <b>129</b> | <b>340</b> | <b>.379</b> | <b>40</b> | <b>65</b> | <b>.615</b> | <b>74</b> | <b>184</b> | <b>258</b> | <b>60</b> | <b>124-1</b> | <b>69</b> | <b>22</b> | <b>318</b> | <b>3.1</b> |

Three-Point Field Goals: 2001-02, 5-for-27 (.185); 2002-03, 3-for-39 (.077); 2004-04, 12-for-32 (.375). Totals: 20-for-98 (.198).

#### PLAYOFF RECORD

|               |          |           |          |          |             |          |          |             |          |          |          |          |            |          |          |          |            |
|---------------|----------|-----------|----------|----------|-------------|----------|----------|-------------|----------|----------|----------|----------|------------|----------|----------|----------|------------|
| 01-02         | 2        | 3         | 2        | 2        | 1.000       | 0        | 0        | .000        | 0        | 0        | 0        | 0        | 0-0        | 0        | 1        | 5        | 2.5        |
| 02-03         | 3        | 11        | 1        | 4        | .250        | 1        | 2        | .500        | 2        | 0        | 2        | 0        | 0-0        | 1        | 0        | 3        | 1.0        |
| <b>TOTALS</b> | <b>5</b> | <b>14</b> | <b>3</b> | <b>6</b> | <b>.500</b> | <b>1</b> | <b>2</b> | <b>.500</b> | <b>2</b> | <b>0</b> | <b>2</b> | <b>0</b> | <b>0-0</b> | <b>1</b> | <b>1</b> | <b>8</b> | <b>1.6</b> |

Three-Point Field Goals: 2001-02, 1-for-1 (.000); 2002-03, None Attempted; Totals: 1-for-1 (.000).

### P.J. BROWN [#93] 6'11" 239 LBS 10/14/69 LOUISIANA TECH '93

>> Transactions: Signed as a free agent on February 27, 2008.

|       |    |     |    |    |      |    |    |      |    |    |    |    |      |   |   |    |     |
|-------|----|-----|----|----|------|----|----|------|----|----|----|----|------|---|---|----|-----|
| 07-08 | 18 | 209 | 14 | 41 | .341 | 11 | 16 | .688 | 29 | 39 | 68 | 10 | 29-0 | 5 | 8 | 39 | 2.2 |
|-------|----|-----|----|----|------|----|----|------|----|----|----|----|------|---|---|----|-----|

Three-Point Field Goals: 2007-08, 0-for-1 (.000).

#### PLAYOFF RECORD

|       |    |     |    |    |      |    |    |      |    |    |    |    |      |   |    |    |     |
|-------|----|-----|----|----|------|----|----|------|----|----|----|----|------|---|----|----|-----|
| 07-08 | 25 | 341 | 26 | 56 | .464 | 21 | 25 | .840 | 18 | 41 | 59 | 12 | 58-0 | 5 | 10 | 73 | 2.9 |
|-------|----|-----|----|----|------|----|----|------|----|----|----|----|------|---|----|----|-----|

Three-Point Field Goals: 2007-08, 0-for-1 (.000).

### RANDY BROWN [#11] 6'2" 190 LBS 05/22/68 NEW MEXICO STATE '91

>> Transactions: Signed as a free agent on August 3, 2000...Traded with Joe Johnson, Mill Palacio and a 2002 first-round draft choice to the Phoenix Suns for Tony Delk and Rodney Rogers on February 20, 2002.

|               |           |             |            |            |             |           |           |             |           |           |           |            |              |           |           |            |            |
|---------------|-----------|-------------|------------|------------|-------------|-----------|-----------|-------------|-----------|-----------|-----------|------------|--------------|-----------|-----------|------------|------------|
| 00-01         | 54        | 1238        | 100        | 237        | .422        | 23        | 40        | .575        | 23        | 76        | 99        | 154        | 132-1        | 62        | 10        | 223        | 4.1        |
| 01-02         | 1         | 6           | 0          | 1          | .000        | 0         | 0         | .000        | 0         | 0         | 0         | 2          | 1-0          | 0         | 1         | 0          | 0.0        |
| <b>TOTALS</b> | <b>55</b> | <b>1244</b> | <b>100</b> | <b>238</b> | <b>.420</b> | <b>23</b> | <b>40</b> | <b>.575</b> | <b>23</b> | <b>76</b> | <b>99</b> | <b>156</b> | <b>133-1</b> | <b>62</b> | <b>11</b> | <b>223</b> | <b>4.1</b> |

Three-Point Field Goals: 2000-01, 0-for-3 (.000); 2001-02, None Attempted. Totals: 0-for-3 (.000).

### RICK BRUNSON [#40] 6'4" 200 LBS 06/14/72 TEMPLE '95

>> Transactions: Signed as a free agent on November 6, 2000...Placed on waivers on November 21, 2000.

|       |   |     |    |    |      |   |   |      |   |   |   |    |      |   |   |    |     |
|-------|---|-----|----|----|------|---|---|------|---|---|---|----|------|---|---|----|-----|
| 00-01 | 7 | 142 | 10 | 35 | .286 | 4 | 9 | .444 | 2 | 7 | 9 | 24 | 16-0 | 7 | 1 | 26 | 3.7 |
|-------|---|-----|----|----|------|---|---|------|---|---|---|----|------|---|---|----|-----|

Three-Point Field Goals: 2000-01, 2-for-11 (.182).

### EMMETTE BRYANT [#7] 6'1" 175 LBS 11/04/38 DEPAUL '64

>> Transactions: Acquired from the Phoenix Suns for a second round draft choice on August 27, 1968...Selected by the Buffalo Braves in the expansion draft on May 11, 1970.

|               |            |             |            |             |             |            |            |             |  |  |            |            |               |  |  |             |            |
|---------------|------------|-------------|------------|-------------|-------------|------------|------------|-------------|--|--|------------|------------|---------------|--|--|-------------|------------|
| 68-69         | 80         | 1388        | 197        | 488         | .404        | 65         | 100        | .650        |  |  | 192        | 176        | 264-9         |  |  | 459         | 5.7        |
| 69-70         | 71         | 1617        | 210        | 520         | .404        | 135        | 181        | .746        |  |  | 269        | 231        | 201-5         |  |  | 555         | 7.8        |
| <b>TOTALS</b> | <b>151</b> | <b>3005</b> | <b>407</b> | <b>1008</b> | <b>.404</b> | <b>200</b> | <b>281</b> | <b>.712</b> |  |  | <b>461</b> | <b>407</b> | <b>465-14</b> |  |  | <b>1014</b> | <b>6.7</b> |

#### EMMETTE BRYANT PLAYOFF RECORD

|       |    |     |    |     |      |    |    |      |  |  |    |    |      |  |  |     |      |
|-------|----|-----|----|-----|------|----|----|------|--|--|----|----|------|--|--|-----|------|
| 68-69 | 18 | 607 | 79 | 193 | .409 | 40 | 53 | .755 |  |  | 88 | 54 | 75-0 |  |  | 198 | 11.0 |
|-------|----|-----|----|-----|------|----|----|------|--|--|----|----|------|--|--|-----|------|

### MARK BRYANT [#11] 6'9" 250 LBS 04/25/65 SETON HALL '88

>> Transactions: Acquired from the Denver Nuggets along with Mark Blount for Shammond Williams, a 2003 second-round draft choice and cash on February 20, 2003...Completed contract and was not re-signed.

|       |   |   |   |   |      |   |   |      |   |   |   |   |     |   |   |   |     |
|-------|---|---|---|---|------|---|---|------|---|---|---|---|-----|---|---|---|-----|
| 02-03 | 2 | 9 | 0 | 1 | .000 | 0 | 0 | .000 | 0 | 2 | 2 | 1 | 2-0 | 0 | 0 | 0 | 0.0 |
|-------|---|---|---|---|------|---|---|------|---|---|---|---|-----|---|---|---|-----|

Three-Point Field Goals: 2002-03, None Attempted.

#### PLAYOFF RECORD

|       |   |   |   |   |      |   |   |      |   |   |   |   |     |   |   |   |     |
|-------|---|---|---|---|------|---|---|------|---|---|---|---|-----|---|---|---|-----|
| 02-03 | 1 | 2 | 0 | 0 | .000 | 0 | 0 | .000 | 0 | 0 | 0 | 0 | 0-0 | 0 | 0 | 0 | 0.0 |
|-------|---|---|---|---|------|---|---|------|---|---|---|---|-----|---|---|---|-----|

Three-Point Field Goals: 2002-03, None Attempted.

| YEAR | G | MIN | FGM | FGA | PCT | FTM | FTA | PCT | OFF | DEF | TOT | AST | PF-DQ | ST | BL | PTS | AVG |
|------|---|-----|-----|-----|-----|-----|-----|-----|-----|-----|-----|-----|-------|----|----|-----|-----|
|------|---|-----|-----|-----|-----|-----|-----|-----|-----|-----|-----|-----|-------|----|----|-----|-----|

**QUINN BUCKNER [#28]****6'3"****190 LBS****08/20/54****INDIANA '76**

&gt;&gt; Transactions: Acquired from the Milwaukee Bucks for Dave Cowens on September 9, 1982...Traded to the Indiana Pacers for a future second round draft choice on September 3, 1985.

|               |            |             |            |             |             |            |            |             |            |            |            |            |              |            |           |             |            |
|---------------|------------|-------------|------------|-------------|-------------|------------|------------|-------------|------------|------------|------------|------------|--------------|------------|-----------|-------------|------------|
| 82-83         | 72         | 1565        | 248        | 561         | .442        | 74         | 117        | .632        | 62         | 125        | 187        | 275        | 195-2        | 108        | 5         | 570         | 7.9        |
| 83-84         | 79         | 1249        | 138        | 323         | .427        | 48         | 74         | .649        | 41         | 96         | 137        | 214        | 187-0        | 84         | 3         | 324         | 4.1        |
| 84-85         | 75         | 858         | 74         | 193         | .383        | 32         | 50         | .640        | 26         | 61         | 87         | 148        | 142-0        | 63         | 2         | 180         | 2.4        |
| <b>TOTALS</b> | <b>226</b> | <b>3672</b> | <b>460</b> | <b>1077</b> | <b>.427</b> | <b>154</b> | <b>241</b> | <b>.639</b> | <b>129</b> | <b>282</b> | <b>411</b> | <b>637</b> | <b>524-2</b> | <b>255</b> | <b>10</b> | <b>1074</b> | <b>4.8</b> |

Three-Point Field Goals: 1982-83, 0-for-4 (.000); 1983-84, 0-for-6 (.000); 1984-85, 0-for-1 (.000). Totals: 0-for-11 (.000).

**PLAYOFF RECORD**

|               |           |            |           |            |             |           |           |             |           |           |           |           |             |           |          |            |            |
|---------------|-----------|------------|-----------|------------|-------------|-----------|-----------|-------------|-----------|-----------|-----------|-----------|-------------|-----------|----------|------------|------------|
| 82-83         | 7         | 98         | 16        | 37         | .432        | 0         | 2         | .000        | 1         | 9         | 10        | 2         | 18-1        | 1         | 0        | 32         | 4.6        |
| 83-84         | 23        | 268        | 32        | 79         | .405        | 12        | 22        | .545        | 12        | 23        | 35        | 28        | 52-0        | 13        | 0        | 76         | 3.3        |
| 84-85         | 15        | 86         | 13        | 22         | .591        | 5         | 8         | .625        | 2         | 5         | 7         | 12        | 24-0        | 6         | 0        | 31         | 2.1        |
| <b>TOTALS</b> | <b>45</b> | <b>452</b> | <b>61</b> | <b>138</b> | <b>.442</b> | <b>17</b> | <b>32</b> | <b>.531</b> | <b>15</b> | <b>37</b> | <b>52</b> | <b>42</b> | <b>94-1</b> | <b>20</b> | <b>0</b> | <b>139</b> | <b>3.1</b> |

Three-Point Field Goals: 1982-83, 0-for-2 (.000); 1983-84, 0-for-1 (.000). Totals: 0-for-3 (.000).

**JUNIOR BURROUGH [#5]****6'8"****242 LBS****01/18/73****VIRGINIA '95**>> Transactions: Second round draft choice (33<sup>rd</sup> pick overall) in 1995...Elected to play overseas in August, 1995.

|   |    |     |    |     |      |    |    |      |    |    |     |    |      |    |    |     |     |
|---|----|-----|----|-----|------|----|----|------|----|----|-----|----|------|----|----|-----|-----|
| 95-96   | 61 | 496 | 64 | 170 | .376 | 61 | 93 | .656 | 45 | 64 | 109 | 15 | 74-0 | 15 | 10 | 189 | 3.1 |
| Three-Point Field Goals: 1995-96, None Attempted. |    |     |    |     |      |    |    |      |    |    |     |    |      |    |    |     |     |

**ELBERT "AL" BUTLER [#9]****6'2"****175 LBS****07/09/38 D: 07/12/00****NIAGARA '61**

|       |   |    |    |    |      |   |  |  |  |  |    |   |  |  |  |    |     |
|-------|---|----|----|----|------|---|--|--|--|--|----|---|--|--|--|----|-----|
| 61-62 | 5 | 47 | 13 | 29 | .448 | 5 |  |  |  |  | 13 | 4 |  |  |  | 31 | 6.2 |
|-------|---|----|----|----|------|---|--|--|--|--|----|---|--|--|--|----|-----|

Also played 54 games for New York in 1961-62.

**RICK CARLISLE [#34]****6'5"****207 LBS****10/27/59****MAINE/VIRGINIA '84**>> Transactions: Third round draft choice (70<sup>th</sup> pick overall) in 1984...Waived on November 7, 1987.

|               |            |             |            |            |             |           |           |             |           |           |            |            |              |           |          |            |            |
|---------------|------------|-------------|------------|------------|-------------|-----------|-----------|-------------|-----------|-----------|------------|------------|--------------|-----------|----------|------------|------------|
| 84-85         | 38         | 179         | 26         | 67         | .388        | 15        | 17        | .882        | 8         | 13        | 21         | 25         | 21-0         | 3         | 0        | 67         | 1.8        |
| 85-86         | 77         | 760         | 92         | 189        | .487        | 15        | 23        | .652        | 22        | 55        | 77         | 104        | 92-1         | 19        | 4        | 199        | 2.6        |
| 86-87         | 42         | 297         | 30         | 92         | .326        | 15        | 20        | .750        | 8         | 22        | 30         | 35         | 28-0         | 8         | 0        | 80         | 1.9        |
| <b>TOTALS</b> | <b>157</b> | <b>1236</b> | <b>148</b> | <b>348</b> | <b>.425</b> | <b>45</b> | <b>60</b> | <b>.750</b> | <b>38</b> | <b>90</b> | <b>128</b> | <b>164</b> | <b>141-1</b> | <b>30</b> | <b>4</b> | <b>346</b> | <b>2.2</b> |

Three-Point Field Goals: 1984-85, 0-for-2 (.000); 1985-86, 0-for-10 (.000); 1986-87, 5-for-16 (.313); Totals: 5-for-28 (.176).

**PLAYOFF RECORD**

|               |           |           |          |           |             |          |          |             |          |          |          |          |            |          |          |           |            |
|---------------|-----------|-----------|----------|-----------|-------------|----------|----------|-------------|----------|----------|----------|----------|------------|----------|----------|-----------|------------|
| 84-85         | INJURED   |           |          |           |             |          |          |             |          |          |          |          |            |          |          |           |            |
| 85-86         | 10        | 54        | 8        | 15        | .533        | 3        | 4        | .750        | 3        | 2        | 5        | 8        | 9-0        | 2        | 0        | 19        | 1.9        |
| 86-87         | INJURED   |           |          |           |             |          |          |             |          |          |          |          |            |          |          |           |            |
| <b>TOTALS</b> | <b>10</b> | <b>54</b> | <b>8</b> | <b>15</b> | <b>.533</b> | <b>3</b> | <b>4</b> | <b>.750</b> | <b>3</b> | <b>2</b> | <b>5</b> | <b>8</b> | <b>9-0</b> | <b>2</b> | <b>0</b> | <b>19</b> | <b>1.9</b> |

Three-Point Field Goals: Totals: None Attempted.

**CHRIS CARR [#43]****6'6"****220 LBS****03/12/74****SO. ILLINOIS '95**

&gt;&gt; Transactions: Signed as a free agent on August 21, 2000...Not re-signed as a free agent on July 1, 2001.

|   |    |     |    |     |      |    |    |      |    |    |    |    |      |   |   |     |     |
|---|----|-----|----|-----|------|----|----|------|----|----|----|----|------|---|---|-----|-----|
| 00-01   | 35 | 309 | 53 | 112 | .473 | 46 | 60 | .767 | 11 | 33 | 44 | 11 | 45-1 | 4 | 3 | 169 | 4.8 |
| Three-Point Field Goals: 2000-01, 17-for-37 (.459). |    |     |    |     |      |    |    |      |    |    |    |    |      |   |   |     |     |

**MICHAEL LEON CARR [#30]****6'6"****210 LBS****01/09/51****GUILFORD '73**

&gt;&gt; Transactions: Signed as a free agent on October 10, 1974...Waived on October 15, 1974...Signed as a veteran free agent on July 24, 1979...Detroit received Bob McAdoo and Boston received two 1980 first round draft choices to complete compensation on September 6, 1979...Retired after the 1984-85 season.

|               |            |             |            |             |             |            |            |             |            |            |            |            |              |            |           |             |            |
|---------------|------------|-------------|------------|-------------|-------------|------------|------------|-------------|------------|------------|------------|------------|--------------|------------|-----------|-------------|------------|
| 79-80         | 82         | 1994        | 362        | 763         | .474        | 178        | 241        | .739        | 106        | 224        | 330        | 156        | 214-1        | 120        | 36        | 914         | 11.1       |
| 80-81         | 41         | 655         | 97         | 216         | .449        | 53         | 67         | .791        | 26         | 57         | 83         | 56         | 74-0         | 30         | 18        | 248         | 6.0        |
| 81-82         | 56         | 1296        | 184        | 409         | .450        | 82         | 116        | .707        | 56         | 94         | 150        | 128        | 136-2        | 67         | 21        | 455         | 8.1        |
| 82-83         | 77         | 883         | 135        | 315         | .429        | 60         | 81         | .741        | 51         | 86         | 137        | 71         | 140-0        | 48         | 10        | 333         | 4.3        |
| 83-84         | 60         | 585         | 70         | 171         | .409        | 42         | 48         | .875        | 26         | 49         | 75         | 49         | 67-0         | 17         | 4         | 185         | 3.1        |
| 84-85         | 47         | 397         | 62         | 149         | .416        | 17         | 17         | 1.000       | 21         | 22         | 43         | 24         | 44-0         | 21         | 6         | 150         | 3.2        |
| <b>TOTALS</b> | <b>363</b> | <b>5810</b> | <b>910</b> | <b>2023</b> | <b>.450</b> | <b>432</b> | <b>570</b> | <b>.758</b> | <b>196</b> | <b>532</b> | <b>818</b> | <b>484</b> | <b>675-3</b> | <b>303</b> | <b>95</b> | <b>2285</b> | <b>6.3</b> |

Three-Point Field Goals: 1979-80, 12-for-41 (.293); 1980-81, 1-for-14 (.071); 1981-82, 5-for-17 (.294); 1982-83, 3-for-19 (.158); 1983-84, 3-for-15 (.200); 1984-85, 9-for-23 (.391). Totals: 33-for-129 (.256).

**PLAYOFF RECORD**

|               |           |            |            |            |             |           |           |             |           |           |            |           |              |           |          |            |            |
|---------------|-----------|------------|------------|------------|-------------|-----------|-----------|-------------|-----------|-----------|------------|-----------|--------------|-----------|----------|------------|------------|
| 79-80         | 9         | 172        | 32         | 80         | .400        | 16        | 24        | .667        | 14        | 19        | 33         | 11        | 20-0         | 6         | 1        | 82         | 9.1        |
| 80-81         | 17        | 288        | 42         | 101        | .416        | 18        | 24        | .750        | 8         | 17        | 25         | 14        | 32-0         | 10        | 6        | 102        | 6.0        |
| 81-82         | 12        | 305        | 37         | 105        | .352        | 15        | 23        | .652        | 21        | 22        | 43         | 28        | 30-0         | 11        | 0        | 89         | 7.4        |
| 82-83         | 3         | 22         | 2          | 8          | .250        | 2         | 2         | 1.000       | 1         | 0         | 1          | 0         | 3-0          | 0         | 2        | 6          | 2.0        |
| 83-84         | 16        | 82         | 13         | 32         | .406        | 10        | 11        | .909        | 5         | 3         | 8          | 4         | 13-0         | 7         | 0        | 38         | 2.4        |
| 84-85         | 7         | 24         | 4          | 15         | .267        | 0         | 0         | .000        | 1         | 1         | 2          | 1         | 4-0          | 1         | 0        | 9          | 1.3        |
| <b>TOTALS</b> | <b>64</b> | <b>893</b> | <b>129</b> | <b>341</b> | <b>.378</b> | <b>61</b> | <b>84</b> | <b>.726</b> | <b>50</b> | <b>62</b> | <b>112</b> | <b>58</b> | <b>102-0</b> | <b>35</b> | <b>9</b> | <b>326</b> | <b>5.1</b> |

Three-Point Field Goals: 1979-80, 2-for-5 (.400); 1980-81, 0-for-4 (.000); 1981-82, 0-for-4 (.000); 1982-83, 0-for-1 (.000); 1983-84, 2-for-6 (.333); 1984-85, 1-for-2 (.500); Totals 5-for-22 (.227).

| YEAR | G | MIN | FGM | FGA | PCT | FTM | FTA | PCT | OFF | DEF | TOT | AST | PF-DQ | ST | BL | PTS | AVG |
|------|---|-----|-----|-----|-----|-----|-----|-----|-----|-----|-----|-----|-------|----|----|-----|-----|
|------|---|-----|-----|-----|-----|-----|-----|-----|-----|-----|-----|-----|-------|----|----|-----|-----|

**SAM CASSELL [#28]****6'3"****193 LBS****11/18/69****FLORIDA STATE**

&gt;&gt; Transactions: Signed as a free agent on March 4, 2008...Traded to Sacramento with cash considerations for a future conditional second round pick on February 17, 2009.

|       |    |     |    |     |      |    |    |      |   |    |    |    |      |   |   |     |     |
|-------|----|-----|----|-----|------|----|----|------|---|----|----|----|------|---|---|-----|-----|
| 07-08 | 17 | 299 | 50 | 130 | .385 | 21 | 25 | .840 | 5 | 26 | 31 | 35 | 29-0 | 9 | 3 | 130 | 7.6 |
|-------|----|-----|----|-----|------|----|----|------|---|----|----|----|------|---|---|-----|-----|

Three-Point Field Goals: 2007-08, 9-for-22 (.409).

**PLAYOFF RECORD**

|       |    |     |    |     |      |    |    |      |   |    |    |    |      |   |   |    |     |
|-------|----|-----|----|-----|------|----|----|------|---|----|----|----|------|---|---|----|-----|
| 07-08 | 21 | 264 | 37 | 111 | .333 | 14 | 17 | .824 | 2 | 13 | 15 | 25 | 30-0 | 8 | 1 | 99 | 4.5 |
|-------|----|-----|----|-----|------|----|----|------|---|----|----|----|------|---|---|----|-----|

Three-Point Field Goals: 2008-09, 6-for-28 (.214).

**DON CHANEY [#12, #42]****6'5"****210 LBS****03/22/46****HOUSTON '68**>> Transactions: First round draft choice (12<sup>th</sup> pick overall) in 1968...Played out his option on September 1, 1975 and signed with the Los Angeles Lakers...Traded by Los Angeles with Kermit Washington and future considerations for Charlie Scott on December 27, 1977 (played 9 games with Los Angeles in 1977-78).

|               |            |              |             |             |             |             |             |             |            |            |             |             |                |            |            |             |            |
|---------------|------------|--------------|-------------|-------------|-------------|-------------|-------------|-------------|------------|------------|-------------|-------------|----------------|------------|------------|-------------|------------|
| 68-69         | 20         | 209          | 36          | 113         | .319        | 8           | 20          | .400        |            |            | 46          | 19          | 32-0           |            |            | 80          | 4.0        |
| 69-70         | 63         | 839          | 115         | 320         | .359        | 82          | 109         | .752        |            |            | 152         | 72          | 118-0          |            |            | 312         | 5.0        |
| 70-71         | 81         | 2289         | 348         | 766         | .454        | 234         | 313         | .748        |            |            | 463         | 235         | 288-11         |            |            | 930         | 11.5       |
| 71-72         | 79         | 2275         | 373         | 786         | .475        | 197         | 255         | .773        |            |            | 395         | 202         | 295-7          |            |            | 943         | 11.9       |
| 72-73         | 79         | 2488         | 414         | 859         | .482        | 210         | 267         | .787        |            |            | 449         | 221         | 276-6          |            |            | 1038        | 13.1       |
| 73-74         | 81         | 2258         | 348         | 750         | .464        | 149         | 180         | .828        | 210        | 168        | 378         | 176         | 247-7          | 83         | 62         | 845         | 10.4       |
| 74-75         | 82         | 2208         | 321         | 750         | .428        | 133         | 165         | .806        | 171        | 199        | 370         | 181         | 244-5          | 122        | 66         | 775         | 9.5        |
| 77-78         | 42         | 702          | 91          | 233         | .391        | 33          | 39          | .846        | 36         | 69         | 105         | 49          | 93-0           | 36         | 10         | 215         | 5.1        |
| 78-79         | 65         | 1074         | 174         | 414         | .420        | 36          | 42          | .857        | 63         | 78         | 141         | 75          | 167-3          | 72         | 11         | 384         | 5.9        |
| 79-80         | 60         | 523          | 67          | 189         | .354        | 32          | 42          | .762        | 31         | 42         | 73          | 38          | 80-1           | 31         | 11         | 167         | 2.8        |
| <b>TOTALS</b> | <b>652</b> | <b>14865</b> | <b>2287</b> | <b>5180</b> | <b>.442</b> | <b>1114</b> | <b>1432</b> | <b>.778</b> | <b>511</b> | <b>556</b> | <b>2572</b> | <b>1268</b> | <b>1840-40</b> | <b>344</b> | <b>160</b> | <b>5689</b> | <b>8.7</b> |

Three-Point Field Goals: 1979-80, 1-for-6 (.167).

**PLAYOFF RECORD**

|               |           |             |            |            |             |           |            |             |           |           |            |            |              |           |           |            |            |
|---------------|-----------|-------------|------------|------------|-------------|-----------|------------|-------------|-----------|-----------|------------|------------|--------------|-----------|-----------|------------|------------|
| 68-69         | 7         | 25          | 1          | 6          | .167        | 3         | 4          | .750        |           |           | 4          | 0          | 7-0          |           |           | 5          | 0.7        |
| 71-72         | 11        | 271         | 41         | 81         | .506        | 15        | 20         | .750        |           |           | 39         | 22         | 39-0         |           |           | 97         | 8.8        |
| 72-73         | 12        | 288         | 39         | 82         | .476        | 12        | 17         | .706        |           |           | 40         | 25         | 41-1         |           |           | 90         | 7.5        |
| 73-74         | 18        | 545         | 65         | 141        | .461        | 41        | 50         | .820        | 37        | 40        | 77         | 40         | 64-0         | 24        | 9         | 171        | 9.5        |
| 74-75         | 11        | 294         | 48         | 105        | .457        | 23        | 29         | .793        | 24        | 14        | 38         | 21         | 46-2         | 21        | 5         | 119        | 10.8       |
| <b>TOTALS</b> | <b>59</b> | <b>1423</b> | <b>194</b> | <b>415</b> | <b>.467</b> | <b>94</b> | <b>120</b> | <b>.783</b> | <b>61</b> | <b>54</b> | <b>198</b> | <b>108</b> | <b>197-3</b> | <b>45</b> | <b>14</b> | <b>482</b> | <b>8.2</b> |

**CALBERT CHEANEY [#40]****6'7"****217 LBS****07/17/71****INDIANA '93**

&gt;&gt; Transactions: Signed as a free agent on August 5, 1999...Traded with Robert Pack to the Denver Nuggets for Chris Herren and Bryant Smith on October 16, 2000.

|       |    |      |     |     |      |   |    |      |    |     |     |    |       |    |    |     |     |
|-------|----|------|-----|-----|------|---|----|------|----|-----|-----|----|-------|----|----|-----|-----|
| 99-00 | 67 | 1309 | 120 | 273 | .440 | 9 | 21 | .429 | 23 | 115 | 138 | 80 | 158-3 | 44 | 14 | 267 | 4.0 |
|-------|----|------|-----|-----|------|---|----|------|----|-----|-----|----|-------|----|----|-----|-----|

Three-Point Field Goals: 1999-00, 18-for-54 (.333).

**CARLOS CLARK [#40]****6'4"****209 LBS****08/10/60****MISSISSIPPI '83**>> Transactions: Fourth round draft choice (91<sup>st</sup> pick overall) in 1983...Waived on October 22, 1985.

|               |           |            |           |            |             |           |           |             |           |           |           |           |             |           |          |            |            |
|---------------|-----------|------------|-----------|------------|-------------|-----------|-----------|-------------|-----------|-----------|-----------|-----------|-------------|-----------|----------|------------|------------|
| 83-84         | 31        | 127        | 19        | 52         | .365        | 16        | 18        | .889        | 7         | 10        | 17        | 17        | 13-0        | 8         | 1        | 54         | 1.7        |
| 84-85         | 62        | 562        | 64        | 152        | .421        | 41        | 53        | .774        | 29        | 40        | 69        | 48        | 66-0        | 35        | 2        | 169        | 2.7        |
| <b>TOTALS</b> | <b>93</b> | <b>689</b> | <b>83</b> | <b>204</b> | <b>.407</b> | <b>57</b> | <b>71</b> | <b>.803</b> | <b>36</b> | <b>50</b> | <b>86</b> | <b>65</b> | <b>79-0</b> | <b>43</b> | <b>3</b> | <b>223</b> | <b>2.4</b> |

Three-Point Field Goals: 1983-84, 0-for-2 (.000); 1984-85, 0-for-5 (.000); Totals: 0-for-7 (.000).

**PLAYOFF RECORD**

|               |           |           |          |           |             |          |          |             |          |          |          |          |            |          |          |           |            |
|---------------|-----------|-----------|----------|-----------|-------------|----------|----------|-------------|----------|----------|----------|----------|------------|----------|----------|-----------|------------|
| 83-84         | 8         | 20        | 4        | 10        | .400        | 1        | 2        | .500        | 1        | 0        | 1        | 1        | 3-0        | 1        | 2        | 9         | 1.1        |
| 84-85         | 3         | 11        | 3        | 5         | .600        | 2        | 2        | 1.000       | 2        | 0        | 2        | 3        | 2-0        | 1        | 0        | 8         | 2.7        |
| <b>TOTALS</b> | <b>11</b> | <b>31</b> | <b>7</b> | <b>15</b> | <b>.467</b> | <b>3</b> | <b>4</b> | <b>.750</b> | <b>3</b> | <b>0</b> | <b>3</b> | <b>4</b> | <b>5-0</b> | <b>2</b> | <b>2</b> | <b>17</b> | <b>1.5</b> |

Three-Point Field Goals: None Attempted.

**CHARLES CLAXTON [#51]****7'0"****265 LBS****12/13/70****GEORGIA '95**

&gt;&gt; Transactions: Signed as a free agent on October 24, 1995...Waived on November 27, 1995.

|       |   |   |   |   |      |   |   |      |   |   |   |   |     |   |   |   |     |
|-------|---|---|---|---|------|---|---|------|---|---|---|---|-----|---|---|---|-----|
| 95-96 | 3 | 7 | 1 | 2 | .500 | 0 | 2 | .000 | 2 | 0 | 2 | 0 | 4-0 | 0 | 1 | 2 | 0.7 |
|-------|---|---|---|---|------|---|---|------|---|---|---|---|-----|---|---|---|-----|

Three-Point Field Goals: 1995-96, None Attempted.

**BEN CLYDE [#33]****6'7"****198 LBS****06/10/51****FLORIDA STATE '74**>> Transactions: Fifth round draft choice (89<sup>th</sup> pick overall) in 1974...Waived on March 6, 1975.

|       |    |     |    |    |      |   |   |      |    |    |    |   |      |   |   |    |     |
|-------|----|-----|----|----|------|---|---|------|----|----|----|---|------|---|---|----|-----|
| 74-75 | 25 | 157 | 31 | 72 | .431 | 7 | 9 | .778 | 15 | 26 | 41 | 5 | 34-1 | 5 | 3 | 69 | 2.8 |
|-------|----|-----|----|----|------|---|---|------|----|----|----|---|------|---|---|----|-----|

YEAR      G      MIN      FGM      FGA      PCT      FTM      FTA      PCT      OFF      DEF      TOT      AST      PF-DQ      ST      BL      PTS      AVG

**BIMBO COLES [#12]      6'2"      182 LBS      04/22/68      VIRGINIA TECH '90**

>> Transactions: Signed as a free agent on March 8, 2003...Completed contract and was not re-signed.

|   |    |     |    |    |      |   |   |       |   |    |    |    |      |   |   |    |     |
|---|----|-----|----|----|------|---|---|-------|---|----|----|----|------|---|---|----|-----|
| 02-03   | 14 | 175 | 22 | 49 | .449 | 8 | 8 | 1.000 | 1 | 10 | 11 | 16 | 17-0 | 6 | 0 | 52 | 3.7 |
| Three-Point Field Goals: 2002-03, 0-for-7 (.000). |    |     |    |    |      |   |   |       |   |    |    |    |      |   |   |    |     |

**PLAYOFF RECORD**

|   |   |   |   |   |      |   |   |      |   |   |   |   |     |   |   |   |     |
|---|---|---|---|---|------|---|---|------|---|---|---|---|-----|---|---|---|-----|
| 02-03   | 3 | 9 | 0 | 4 | .000 | 0 | 0 | .000 | 0 | 1 | 1 | 2 | 1-0 | 0 | 0 | 0 | 0.0 |
| Three-Point Field Goals: 2002-03, 0-for-2 (.000). |   |   |   |   |      |   |   |      |   |   |   |   |     |   |   |   |     |

**JASON COLLINS [#98]      7'0"      255 LBS      12/02/78      STANFORD '01**

>> Transactions: Signed as a free agent on July 31, 2012...Traded to Washington along with Leandro Barbosa in exchange for Jordan Crawford on February 21, 2013.

|   |    |     |   |    |      |    |    |      |    |    |    |   |      |    |   |    |     |
|---|----|-----|---|----|------|----|----|------|----|----|----|---|------|----|---|----|-----|
| 12-13   | 32 | 330 | 8 | 23 | .348 | 21 | 30 | .700 | 21 | 31 | 52 | 6 | 74-1 | 10 | 6 | 37 | 1.2 |
| Three-Point Field Goals: 2012-13, None Attempted. |    |     |   |    |      |    |    |      |    |    |    |   |      |    |   |    |     |

**GENE CONLEY [#17]      6'9"      230 LBS      11/10/30      WASHINGTON STATE '52**

|        |     |      |     |      |      |     |     |      |  |  |      |     |        |  |  |      |     |
|--------|-----|------|-----|------|------|-----|-----|------|--|--|------|-----|--------|--|--|------|-----|
| 52-53  | 39  | 461  | 35  | 108  | .324 | 18  | 31  | .581 |  |  | 171  | 19  | 74-1   |  |  | 88   | 2.3 |
| 58-59  | 50  | 663  | 86  | 262  | .328 | 37  | 64  | .578 |  |  | 276  | 19  | 117-2  |  |  | 209  | 4.2 |
| 59-60  | 71  | 1330 | 201 | 539  | .373 | 76  | 114 | .667 |  |  | 590  | 32  | 270-10 |  |  | 478  | 6.7 |
| 60-61  | 75  | 1242 | 183 | 495  | .370 | 106 | 153 | .693 |  |  | 550  | 40  | 275-15 |  |  | 472  | 6.3 |
| TOTALS | 235 | 3696 | 505 | 1404 | .360 | 237 | 362 | .655 |  |  | 1587 | 110 | 736-28 |  |  | 1247 | 5.3 |

**PLAYOFF RECORD**

|        |    |     |    |     |      |    |    |      |  |  |     |    |       |  |  |     |     |
|--------|----|-----|----|-----|------|----|----|------|--|--|-----|----|-------|--|--|-----|-----|
| 58-59  | 11 | 157 | 24 | 66  | .364 | 6  | 13 | .462 |  |  | 75  | 7  | 40-2  |  |  | 54  | 4.9 |
| 59-60  | 13 | 269 | 34 | 88  | .386 | 16 | 22 | .727 |  |  | 116 | 3  | 59-2  |  |  | 84  | 6.5 |
| 60-61  | 9  | 56  | 12 | 33  | .364 | 7  | 12 | .583 |  |  | 31  | 1  | 20-0  |  |  | 31  | 3.4 |
| TOTALS | 33 | 482 | 70 | 187 | .374 | 29 | 47 | .617 |  |  | 222 | 11 | 119-4 |  |  | 169 | 5.1 |

**MARTY CONLON [#0, #30]      6'11"      245 LBS      01/19/68      PROVIDENCE '90**

>> Transactions: Signed as a free agent on November 2, 1996...Rights renounced on July 7, 1997...Signed on October 21, 1999, but was on Injured List from 11/1/99-12/12/99; waived on December 13, 1999.

|  |    |      |     |     |      |     |     |      |     |     |     |     |       |    |    |     |     |
|--|----|------|-----|-----|------|-----|-----|------|-----|-----|-----|-----|-------|----|----|-----|-----|
| 96-97  | 74 | 1614 | 214 | 454 | .471 | 144 | 171 | .842 | 128 | 195 | 323 | 104 | 154-2 | 46 | 18 | 574 | 7.8 |
| Three-Point Field Goals: 1996-97, 2-for-10 (.200). |    |      |     |     |      |     |     |      |     |     |     |     |       |    |    |     |     |

**KEVIN (CHUCK) CONNORS [#11]      6'7"      205 LBS      04/10/21 D: 11/10/92      SETON HALL**

|        |    |  |    |     |      |    |    |      |  |  |  |    |     |  |  |     |     |
|--------|----|--|----|-----|------|----|----|------|--|--|--|----|-----|--|--|-----|-----|
| 46-47  | 49 |  | 94 | 380 | .247 | 39 | 84 | .464 |  |  |  | 40 | 129 |  |  | 227 | 4.6 |
| 47-48  | 4  |  | 5  | 13  | .385 | 2  | 3  | .667 |  |  |  | 1  | 5   |  |  | 12  | 3.0 |
| TOTALS | 53 |  | 99 | 393 | .252 | 41 | 87 | .471 |  |  |  | 41 | 134 |  |  | 239 | 4.5 |

**NORM COOK [#52]      6'9"      210 LBS      03/21/55      KANSAS '77**

>> Transactions: First round draft choice (16<sup>th</sup> pick overall) in 1976...Waived on October 20, 1977.

|       |    |     |    |    |      |   |    |      |    |    |    |   |      |    |   |    |     |
|-------|----|-----|----|----|------|---|----|------|----|----|----|---|------|----|---|----|-----|
| 76-77 | 25 | 138 | 27 | 72 | .375 | 9 | 17 | .529 | 10 | 17 | 27 | 5 | 27-0 | 10 | 3 | 63 | 2.5 |
|-------|----|-----|----|----|------|---|----|------|----|----|----|---|------|----|---|----|-----|

**PLAYOFF RECORD**

|       |   |   |   |   |       |   |   |      |   |   |   |   |     |   |   |   |     |
|-------|---|---|---|---|-------|---|---|------|---|---|---|---|-----|---|---|---|-----|
| 76-77 | 1 | 3 | 2 | 2 | 1.000 | 0 | 0 | .000 | 0 | 0 | 0 | 0 | 0-0 | 0 | 0 | 4 | 4.0 |
|-------|---|---|---|---|-------|---|---|------|---|---|---|---|-----|---|---|---|-----|

**CHUCK COOPER [#11]      6'5"      220 LBS      09/29/26 D: 02/05/84      DUQUESNE '50**

|        |     |      |     |      |      |     |     |      |  |  |      |     |        |  |  |      |     |
|--------|-----|------|-----|------|------|-----|-----|------|--|--|------|-----|--------|--|--|------|-----|
| 50-51  | 66  |      | 207 | 601  | .344 | 201 | 267 | .753 |  |  | 562  | 174 | 219-7  |  |  | 615  | 9.3 |
| 51-52  | 66  | 1976 | 197 | 545  | .361 | 149 | 201 | .741 |  |  | 502  | 134 | 219-8  |  |  | 543  | 8.2 |
| 52-53  | 70  | 1994 | 157 | 466  | .337 | 144 | 190 | .758 |  |  | 439  | 112 | 258-11 |  |  | 458  | 6.5 |
| 53-54  | 70  | 1101 | 78  | 261  | .299 | 78  | 116 | .672 |  |  | 304  | 74  | 150-1  |  |  | 234  | 3.3 |
| TOTALS | 272 |      | 639 | 1873 | .341 | 572 | 774 | .739 |  |  | 1807 | 494 | 846-27 |  |  | 1850 | 6.8 |

**PLAYOFF RECORD**

|        |    |     |    |     |      |    |    |      |  |  |    |    |      |  |  |     |      |
|--------|----|-----|----|-----|------|----|----|------|--|--|----|----|------|--|--|-----|------|
| 50-51  | 2  |     | 4  | 12  | .333 | 2  | 5  | .400 |  |  | 13 | 3  | 8-0  |  |  | 10  | 5.0  |
| 51-52  | 3  | 128 | 8  | 25  | .320 | 17 | 19 | .895 |  |  | 16 | 4  | 17-2 |  |  | 33  | 11.0 |
| 52-53  | 6  | 195 | 19 | 48  | .396 | 27 | 27 | .815 |  |  | 39 | 14 | 27-2 |  |  | 60  | 10.0 |
| 53-54  | 6  | 108 | 8  | 16  | .500 | 11 | 8  | .727 |  |  | 31 | 4  | 21-1 |  |  | 24  | 4.0  |
| TOTALS | 17 |     | 39 | 101 | .386 | 49 | 62 | .790 |  |  | 99 | 25 | 73-5 |  |  | 127 | 7.5  |

**CHRIS CORCHIANI [#12]      6'1"      186 LBS      03/28/68 NORTH CAROLINA STATE '91**

>> Transactions: Signed as a free agent on September 15, 1993...Not re-signed after the 1993-94 season.

|   |    |     |    |    |      |    |    |      |   |    |    |    |      |    |   |     |     |
|---|----|-----|----|----|------|----|----|------|---|----|----|----|------|----|---|-----|-----|
| 93-94   | 51 | 467 | 40 | 94 | .426 | 26 | 38 | .684 | 8 | 36 | 44 | 86 | 47-0 | 22 | 2 | 117 | 2.3 |
| Three-Point Field Goals: 1993-94, 11-for-38 (.289). |    |     |    |    |      |    |    |      |   |    |    |    |      |    |   |     |     |

YEAR G MIN FGM FGA PCT FTM FTA PCT OFF DEF TOT AST PF-DQ ST BL PTS AVG

MEL COUNTS [#11] 7'0" 230 LBS 10/16/41 OREGON STATE '64

>> Transactions: First round draft choice (7th pick overall) in 1964...Traded to the Baltimore Bullets for Bailey Howell on September 1, 1966.

|        |     |      |     |      |      |     |     |      |     |    |       |     |     |
|--------|-----|------|-----|------|------|-----|-----|------|-----|----|-------|-----|-----|
| 64-65  | 54  | 572  | 100 | .272 | .368 | 58  | 74  | .784 | 265 | 19 | 134-1 | 258 | 4.8 |
| 65-66  | 67  | 1021 | 221 | .549 | .403 | 120 | 145 | .828 | 432 | 50 | 207-5 | 562 | 8.4 |
| TOTALS | 121 | 1593 | 321 | .821 | .391 | 178 | 219 | .813 | 697 | 69 | 341-6 | 820 | 6.8 |

PLAYOFF RECORD

|        |    |     |    |    |      |    |    |       |    |   |      |    |     |
|--------|----|-----|----|----|------|----|----|-------|----|---|------|----|-----|
| 64-65  | 4  | 30  | 4  | 15 | .267 | 1  | 1  | 1.000 | 11 | 1 | 10-0 | 9  | 2.3 |
| 65-66  | 10 | 82  | 14 | 39 | .359 | 15 | 17 | .882  | 40 | 3 | 26-0 | 43 | 4.3 |
| TOTALS | 14 | 112 | 18 | 54 | .333 | 16 | 18 | .889  | 51 | 4 | 36-0 | 52 | 3.7 |

BOB COUSY [#14] 6'1" 175 LBS 08/09/28 HOLY CROSS '50

>> Transactions: NBA rights drawn out of a hat by the Celtics in a dispersal of the Chicago Stags franchise in 1950...Traded to the Cincinnati Royals for Bill Dinwiddie on November 18, 1969.

|        |     |       |      |       |      |      |      |      |      |      |         |       |      |
|--------|-----|-------|------|-------|------|------|------|------|------|------|---------|-------|------|
| 50-51  | 69  |       | 401  | 1138  | .352 | 276  | 365  | .756 | 474  | 341  | 185-2   | 1078  | 15.6 |
| 51-52  | 66  | 2681  | 512  | 1388  | .369 | 409  | 506  | .808 | 421  | 441  | 190-5   | 1433  | 21.7 |
| 52-53  | 71  | 2945  | 464  | 1320  | .352 | 479  | 587  | .816 | 449  | 547  | 227-4   | 1407  | 19.8 |
| 53-54  | 72  | 2857  | 486  | 1262  | .385 | 411  | 522  | .787 | 394  | 518  | 201-3   | 1383  | 19.2 |
| 54-55  | 71  | 2747  | 522  | 1316  | .397 | 460  | 570  | .807 | 424  | 557  | 165-1   | 1504  | 21.2 |
| 55-56  | 72  | 2767  | 440  | 1223  | .360 | 476  | 564  | .844 | 492  | 642  | 206-2   | 1356  | 18.8 |
| 56-57  | 64  | 2364  | 478  | 1264  | .378 | 363  | 442  | .821 | 309  | 478  | 134-0   | 1319  | 20.6 |
| 57-58  | 65  | 2222  | 445  | 1262  | .353 | 277  | 326  | .850 | 322  | 463  | 136-1   | 1167  | 18.0 |
| 58-59  | 65  | 2403  | 484  | 1260  | .384 | 329  | 385  | .855 | 359  | 557  | 135-0   | 1297  | 20.0 |
| 59-60  | 75  | 2588  | 568  | 1481  | .384 | 319  | 403  | .792 | 352  | 715  | 146-2   | 1455  | 19.4 |
| 60-61  | 76  | 2468  | 513  | 1382  | .371 | 352  | 452  | .779 | 331  | 587  | 196-0   | 1378  | 18.1 |
| 61-62  | 75  | 2114  | 462  | 1181  | .391 | 251  | 333  | .754 | 261  | 584  | 135-0   | 1175  | 15.7 |
| 62-63  | 76  | 1975  | 392  | 988   | .397 | 219  | 298  | .735 | 193  | 515  | 175-0   | 1003  | 13.2 |
| TOTALS | 917 | 30131 | 6167 | 16465 | .375 | 4621 | 5753 | .803 | 4781 | 6945 | 2231-20 | 16955 | 18.5 |

PLAYOFF RECORD

|        |     |      |     |      |      |     |     |      |     |     |       |      |      |
|--------|-----|------|-----|------|------|-----|-----|------|-----|-----|-------|------|------|
| 50-51  | 2   |      | 9   | 42   | .214 | 10  | 12  | .833 | 15  | 12  | 8-0   | 28   | 14.0 |
| 51-52  | 3   | 138  | 26  | 65   | .400 | 41  | 44  | .932 | 12  | 19  | 13-1  | 93   | 31.0 |
| 52-53  | 6   | 270  | 46  | 120  | .383 | 61  | 73  | .836 | 25  | 37  | 21-0  | 153  | 25.5 |
| 53-54  | 6   | 260  | 33  | 116  | .284 | 60  | 75  | .800 | 32  | 38  | 20-0  | 126  | 21.0 |
| 54-55  | 7   | 299  | 53  | 139  | .381 | 46  | 48  | .958 | 43  | 65  | 26-0  | 152  | 21.7 |
| 55-56  | 3   | 124  | 28  | 56   | .500 | 23  | 25  | .920 | 24  | 26  | 4-0   | 79   | 26.3 |
| 56-57  | 10  | 440  | 67  | 207  | .324 | 68  | 91  | .747 | 61  | 93  | 27-0  | 202  | 20.2 |
| 57-58  | 11  | 457  | 67  | 196  | .342 | 64  | 75  | .853 | 71  | 82  | 20-0  | 198  | 18.0 |
| 58-59  | 11  | 460  | 72  | 221  | .326 | 70  | 94  | .745 | 76  | 119 | 28-0  | 214  | 19.5 |
| 59-60  | 13  | 468  | 80  | 262  | .305 | 39  | 51  | .765 | 48  | 116 | 27-0  | 199  | 15.3 |
| 60-61  | 10  | 337  | 50  | 147  | .340 | 67  | 88  | .761 | 43  | 91  | 33-1  | 167  | 16.7 |
| 61-62  | 14  | 474  | 86  | 241  | .357 | 52  | 76  | .684 | 64  | 123 | 43-0  | 224  | 16.0 |
| 62-63  | 13  | 413  | 72  | 204  | .353 | 39  | 47  | .830 | 32  | 116 | 44-2  | 183  | 14.1 |
| TOTALS | 109 | 4140 | 689 | 2016 | .342 | 640 | 799 | .801 | 546 | 937 | 314-4 | 2018 | 18.5 |

DAVE COWENS [#18] 6'8 1/2" 230 LBS 10/25/48 FLORIDA STATE '70

>>> Transactions: First round draft choice (4th pick overall) in 1970...Traded to the Milwaukee Bucks for Quinn Buckner on September 9, 1982.

|        |     |       |      |       |      |      |      |      |      |      |        |      |         |      |     |       |      |
|--------|-----|-------|------|-------|------|------|------|------|------|------|--------|------|---------|------|-----|-------|------|
| 70-71  | 81  | 3076  | 550  | 1302  | .422 | 273  | 373  | .732 | 1216 | 228  | 350-15 |      | 1373    | 17.0 |     |       |      |
| 71-72  | 79  | 3186  | 657  | 1357  | .484 | 175  | 245  | .720 | 1203 | 245  | 314-10 |      | 1489    | 18.8 |     |       |      |
| 72-73  | 82  | 3425  | 740  | 1637  | .452 | 204  | 262  | .779 | 1329 | 333  | 311-7  |      | 1684    | 20.5 |     |       |      |
| 73-74  | 80  | 3352  | 645  | 1475  | .437 | 228  | 274  | .832 | 264  | 993  | 1257   | 354  | 294-7   | 95   | 101 | 1518  | 19.0 |
| 74-75  | 65  | 2632  | 569  | 1199  | .475 | 191  | 244  | .783 | 229  | 729  | 958    | 296  | 243-7   | 87   | 73  | 1329  | 20.4 |
| 75-76  | 78  | 3101  | 611  | 1305  | .468 | 257  | 340  | .756 | 335  | 911  | 1246   | 325  | 314-10  | 94   | 71  | 1479  | 19.0 |
| 76-77  | 50  | 1888  | 328  | 756   | .434 | 162  | 198  | .818 | 147  | 550  | 697    | 248  | 181-7   | 46   | 49  | 818   | 16.4 |
| 77-78  | 77  | 3215  | 598  | 1220  | .490 | 239  | 284  | .842 | 248  | 830  | 1078   | 351  | 297-5   | 102  | 67  | 1435  | 18.6 |
| 78-79  | 68  | 2517  | 488  | 1010  | .483 | 151  | 187  | .807 | 152  | 500  | 652    | 242  | 263-16  | 76   | 51  | 1127  | 16.6 |
| 79-80  | 66  | 2159  | 422  | 932   | .453 | 95   | 122  | .779 | 126  | 408  | 534    | 206  | 216-2   | 69   | 61  | 940   | 14.2 |
| TOTALS | 726 | 28551 | 5608 | 12193 | .460 | 1975 | 2527 | .782 | 1501 | 4921 | 10170  | 2828 | 2783-86 | 569  | 473 | 13192 | 18.2 |

Three Point Field Goals: 1979-80, 1-for-12 (.083).

| YEAR  | G  | MIN  | FGM | FGA  | PCT  | FTM | FTA | PCT  | OFF | DEF | TOT  | AST | PF-DQ  | ST | BL | PTS  | AVG  |
|---|----|------|-----|------|------|-----|-----|------|-----|-----|------|-----|--------|----|----|------|------|
| DAVE COWENS PLAYOFF RECORD                        |    |      |     |      |      |     |     |      |     |     |      |     |        |    |    |      |      |
| 71-72   | 11 | 441  | 71  | 156  | .455 | 28  | 47  | .596 |     |     | 152  | 33  | 50-2   |    |    | 170  | 15.5 |
| 72-73   | 13 | 598  | 129 | 273  | .473 | 27  | 41  | .659 |     |     | 216  | 48  | 54-2   |    |    | 285  | 21.9 |
| 73-74   | 18 | 772  | 161 | 370  | .435 | 47  | 59  | .797 | 60  | 180 | 240  | 66  | 85-2   | 21 | 17 | 369  | 20.5 |
| 74-75   | 11 | 479  | 101 | 236  | .428 | 23  | 26  | .885 | 49  | 132 | 181  | 46  | 50-2   | 18 | 6  | 225  | 20.5 |
| 75-76   | 18 | 798  | 156 | 341  | .457 | 66  | 87  | .759 | 87  | 209 | 296  | 83  | 85-4   | 22 | 13 | 378  | 21.0 |
| 76-77   | 9  | 379  | 66  | 148  | .446 | 17  | 22  | .773 | 29  | 105 | 134  | 36  | 37-3   | 8  | 13 | 149  | 16.6 |
| 79-80   | 9  | 301  | 49  | 103  | .476 | 10  | 11  | .909 | 18  | 48  | 66   | 21  | 37-0   | 9  | 7  | 108  | 12.0 |
| TOTALS  | 89 | 3768 | 733 | 1627 | .451 | 218 | 293 | .744 | 243 | 674 | 1285 | 333 | 398-15 | 78 | 56 | 1684 | 18.9 |
| Three-Point Field Goals: 1979-80, 0-for-2 (.000). |    |      |     |      |      |     |     |      |     |     |      |     |        |    |    |      |      |

|   |    |      |     |     |      |     |     |      |    |     |     |     |       |    |   |     |      |
|---|----|------|-----|-----|------|-----|-----|------|----|-----|-----|-----|-------|----|---|-----|------|
| JORDAN CRAWFORD [#27] 6'4" 195 LBS 10/23/88 XAVIER (OH) '10   |    |      |     |     |      |     |     |      |    |     |     |     |       |    |   |     |      |
| >> Transactions: Acquired from Washington in exchange for Leandro Barbosa and Jason Collins on February 21, 2013...Traded to Golden State as part of a three team trade along with MarShon Brooks in which Boston acquired Joel Anthony and a future Philadelphia first round pick, a 2016 second round pick from Miami and cash considerations while Miami acquired Toney Douglas on January 15, 2014. |    |      |     |     |      |     |     |      |    |     |     |     |       |    |   |     |      |
| 12-13   | 27 | 582  | 90  | 217 | .415 | 42  | 53  | .792 | 13 | 61  | 74  | 68  | 45-0  | 12 | 2 | 246 | 10.1 |
| 13-14   | 39 | 1198 | 188 | 455 | .413 | 110 | 126 | .873 | 18 | 102 | 120 | 224 | 76-0  | 34 | 3 | 536 | 13.7 |
| TOTALS  | 66 | 1780 | 278 | 672 | .414 | 152 | 179 | .849 | 31 | 163 | 194 | 292 | 121-0 | 46 | 5 | 782 | 11.9 |
| Three-Point Field Goals: 2012-13, 24-for-75 (.320); 2013-14, 50-for-157 (.318). Totals: 74-for-232 (.319).  |    |      |     |     |      |     |     |      |    |     |     |     |       |    |   |     |      |

|  |   |    |   |    |      |   |   |      |   |   |   |   |     |   |   |    |     |
|--|---|----|---|----|------|---|---|------|---|---|---|---|-----|---|---|----|-----|
| PLAYOFF RECORD                                     |   |    |   |    |      |   |   |      |   |   |   |   |     |   |   |    |     |
| 12-13  | 5 | 59 | 7 | 23 | .304 | 1 | 2 | .500 | 0 | 3 | 3 | 0 | 3-0 | 2 | 0 | 18 | 1.6 |
| Three-Point Field Goals: 2012-13, 3-for-12 (.250). |   |    |   |    |      |   |   |      |   |   |   |   |     |   |   |    |     |

|  |   |  |   |   |      |   |   |       |  |  |  |  |   |   |  |   |     |
|--|---|--|---|---|------|---|---|-------|--|--|--|--|---|---|--|---|-----|
| HAL CRISLER [#15] 6'3" 215 LBS 12/31/23 D: 11/02/87 SAN JOSE STATE |   |  |   |   |      |   |   |       |  |  |  |  |   |   |  |   |     |
| 46-47  | 4 |  | 2 | 6 | .333 | 2 | 2 | 1.000 |  |  |  |  | 0 | 6 |  | 6 | 1.5 |

|   |     |      |     |     |      |    |     |      |    |     |     |     |       |    |    |     |     |
|---|-----|------|-----|-----|------|----|-----|------|----|-----|-----|-----|-------|----|----|-----|-----|
| MARQUIS DANIELS [#4, 7, 8] 6'6" 200 LBS 09/23/79 IOWA '98   |     |      |     |     |      |    |     |      |    |     |     |     |       |    |    |     |     |
| >> Transactions: Signed as a free agent on September 1, 2009...Traded to Sacramento for a future conditional second round pick on February 23, 2011...Signed as a free agent on December 9, 2011. |     |      |     |     |      |    |     |      |    |     |     |     |       |    |    |     |     |
| 09-10   | 51  | 937  | 124 | 249 | .498 | 34 | 56  | .607 | 27 | 68  | 95  | 66  | 91-0  | 27 | 6  | 288 | 5.6 |
| 10-11   | 49  | 938  | 114 | 232 | .491 | 39 | 57  | .684 | 24 | 89  | 113 | 64  | 63-0  | 39 | 22 | 271 | 5.5 |
| 11-12   | 38  | 484  | 52  | 143 | .364 | 17 | 23  | .739 | 16 | 50  | 66  | 47  | 36-0  | 21 | 9  | 121 | 3.2 |
| TOTALS  | 130 | 2359 | 290 | 624 | .465 | 90 | 136 | .662 | 67 | 207 | 274 | 177 | 190-0 | 87 | 37 | 680 | 5.2 |
| Three-Point Field Goals: 2009-10, 6-for-28 (.214); 2010-11, 4-for-21 (.190); 2011-12, 0-for-10 (.000). Totals: 10-for-59 (.170).  |     |      |     |     |      |    |     |      |    |     |     |     |       |    |    |     |     |

|  |    |     |    |    |      |    |    |       |   |    |    |   |      |   |   |    |     |
|--|----|-----|----|----|------|----|----|-------|---|----|----|---|------|---|---|----|-----|
| PLAYOFF RECORD   |    |     |    |    |      |    |    |       |   |    |    |   |      |   |   |    |     |
| 09-10  | 11 | 37  | 5  | 13 | .385 | 6  | 6  | 1.000 | 5 | 5  | 10 | 1 | 4-0  | 0 | 0 | 17 | 1.5 |
| 11-12  | 15 | 92  | 11 | 19 | .579 | 8  | 10 | .800  | 1 | 9  | 10 | 3 | 13-0 | 2 | 1 | 30 | 2.0 |
| TOTALS   | 26 | 129 | 16 | 32 | .500 | 14 | 16 | .875  | 6 | 14 | 20 | 4 | 17-0 | 2 | 1 | 47 | 1.8 |
| Three-Point Field Goals: 2009-10, 1-for-2 (.400); 2011-12, 0-for-2 (.000). Totals: 1-for-4 (.250). |    |     |    |    |      |    |    |       |   |    |    |   |      |   |   |    |     |

|   |     |      |     |      |      |     |     |      |     |     |      |     |        |     |    |      |      |
|---|-----|------|-----|------|------|-----|-----|------|-----|-----|------|-----|--------|-----|----|------|------|
| GLEN DAVIS [#11] 6'9" 295 LBS 01/01/86 LOUISIANA STATE '07  |     |      |     |      |      |     |     |      |     |     |      |     |        |     |    |      |      |
| >> Transactions: Draft rights acquired from the Seattle SuperSonics along with Ray Allen in exchange for Wally Szczerbiak, Delonte West and the draft rights to Jeff Green on June 28, 2007...Re-signed on August 10, 2009. |     |      |     |      |      |     |     |      |     |     |      |     |        |     |    |      |      |
| 07-08   | 69  | 940  | 107 | 221  | .484 | 99  | 150 | .660 | 95  | 113 | 208  | 28  | 160-3  | 31  | 20 | 313  | 4.5  |
| 08-09   | 76  | 1637 | 199 | 450  | .442 | 130 | 178 | .730 | 112 | 179 | 301  | 69  | 230-3  | 54  | 19 | 530  | 7.0  |
| 09-10   | 54  | 933  | 122 | 279  | .437 | 96  | 138 | .696 | 101 | 104 | 205  | 35  | 132-2  | 21  | 14 | 340  | 6.3  |
| 10-11   | 78  | 2298 | 359 | 801  | .448 | 195 | 265 | .736 | 101 | 324 | 425  | 92  | 231-4  | 78  | 30 | 915  | 11.7 |
| TOTALS  | 277 | 5808 | 787 | 1751 | .449 | 520 | 751 | .711 | 418 | 721 | 1139 | 224 | 753-12 | 183 | 83 | 2098 | 7.6  |
| Three-Point Field Goals: 2007-08, None Attempted; 2008-09, 2-for-5 (.400); 2009-10, 0-for-4 (.000); 2010-11, 2-for-15 (.133) Totals: 4-for-24 (.167).   |     |      |     |      |      |     |     |      |     |     |      |     |        |     |    |      |      |

|  |    |      |     |     |      |     |     |      |    |     |     |    |       |    |    |     |      |
|--|----|------|-----|-----|------|-----|-----|------|----|-----|-----|----|-------|----|----|-----|------|
| PLAYOFF RECORD   |    |      |     |     |      |     |     |      |    |     |     |    |       |    |    |     |      |
| 07-08  | 17 | 137  | 14  | 34  | .412 | 11  | 18  | .611 | 12 | 13  | 25  | 7  | 27-1  | 5  | 4  | 39  | 2.3  |
| 08-09  | 14 | 510  | 86  | 175 | .491 | 49  | 69  | .710 | 33 | 46  | 79  | 25 | 59-3  | 18 | 8  | 221 | 15.8 |
| 09-10  | 24 | 483  | 59  | 124 | .476 | 57  | 79  | .722 | 39 | 70  | 109 | 10 | 54-0  | 19 | 9  | 175 | 7.3  |
| 10-11  | 9  | 191  | 18  | 46  | .391 | 8   | 11  | .727 | 7  | 25  | 32  | 8  | 21-0  | 3  | 0  | 44  | 4.9  |
| TOTALS   | 54 | 1321 | 177 | 379 | .467 | 125 | 177 | .706 | 91 | 154 | 245 | 50 | 161-4 | 45 | 21 | 479 | 8.9  |
| Three-Point Field Goals: 2007-08, 0-for-1 (.000); 2008-09, None Attempted; 2009-10, 0-for-3 (.000); 2010-11, 0-for-1 (.000). Totals: 0-for-4 (.000). |    |      |     |     |      |     |     |      |    |     |     |    |       |    |    |     |      |

| YEAR | G | MIN | FGM | FGA | PCT | FTM | FTA | PCT | OFF | DEF | TOT | AST | PF-DQ | ST | BL | PTS | AVG |
|------|---|-----|-----|-----|-----|-----|-----|-----|-----|-----|-----|-----|-------|----|----|-----|-----|
|------|---|-----|-----|-----|-----|-----|-----|-----|-----|-----|-----|-----|-------|----|----|-----|-----|

**RICKY DAVIS [#12]****6'7" 195 LBS 09/23/79****IOWA '98**

>> Transactions: Acquired from the Cleveland Cavaliers along with Chris Mihm, Michael Stewart and a second round draft choice, in exchange for Tony Battie, Kedrick Brown and Eric Williams on December 15, 2003... Traded to the Minnesota Timberwolves along with Marcus Banks, Mark Blount and Justin Reed and two conditional second draft choices for Wally Szczerbiak, Michael Olowokandi, Dwayne Jones and a future first round draft choice on January 26, 2006.

|               |            |             |             |             |             |            |            |             |            |            |            |            |              |            |           |             |             |
|---------------|------------|-------------|-------------|-------------|-------------|------------|------------|-------------|------------|------------|------------|------------|--------------|------------|-----------|-------------|-------------|
| 03-04         | 57         | 1678        | 312         | 639         | .488        | 145        | 198        | .732        | 59         | 178        | 237        | 148        | 120-0        | 71         | 14        | 804         | 14.1        |
| 04-05         | 82         | 2696        | 481         | 1041        | .462        | 286        | 351        | .815        | 66         | 183        | 249        | 246        | 174-1        | 89         | 27        | 1309        | 16.0        |
| 05-06         | 42         | 1747        | 329         | 709         | .464        | 129        | 164        | .787        | 40         | 147        | 187        | 221        | 91-1         | 49         | 9         | 827         | 19.7        |
| <b>TOTALS</b> | <b>181</b> | <b>6121</b> | <b>1122</b> | <b>2389</b> | <b>.470</b> | <b>560</b> | <b>713</b> | <b>.785</b> | <b>165</b> | <b>508</b> | <b>673</b> | <b>615</b> | <b>385-2</b> | <b>209</b> | <b>50</b> | <b>2940</b> | <b>16.2</b> |

Three-Point Field Goals: 2003-04, 35-for-92 (.380); 2004-05, 61-for-180 (.339); 2005-06, 40-for-125 (.320). Totals: 136-for-397 (.340).

**PLAYOFF RECORD**

|               |           |            |           |            |             |           |           |             |          |           |           |           |             |           |          |            |             |
|---------------|-----------|------------|-----------|------------|-------------|-----------|-----------|-------------|----------|-----------|-----------|-----------|-------------|-----------|----------|------------|-------------|
| 03-04         | 4         | 123        | 16        | 40         | .400        | 11        | 16        | .688        | 3        | 9         | 12        | 14        | 7-0         | 2         | 0        | 47         | 11.8        |
| 04-05         | 7         | 240        | 32        | 74         | .432        | 20        | 26        | .769        | 5        | 20        | 25        | 14        | 23-1        | 9         | 2        | 87         | 12.4        |
| <b>TOTALS</b> | <b>11</b> | <b>363</b> | <b>48</b> | <b>114</b> | <b>.421</b> | <b>31</b> | <b>42</b> | <b>.738</b> | <b>8</b> | <b>29</b> | <b>37</b> | <b>28</b> | <b>30-1</b> | <b>11</b> | <b>2</b> | <b>134</b> | <b>12.2</b> |

Three-Point Field Goals: 2003-04, 4-for-10 (.400); 2004-05, 3-for-9 (.333). Totals: 7-for-19 (.368).

**TONY DAWSON [#45]****6'7" 220 LBS 08/25/67****FLORIDA STATE '89**

>> Transactions: Signed to the first of two consecutive ten-day contracts on March 28, 1995...Was not re-signed after the 1994-95 season.

|   |   |    |   |   |      |   |   |       |   |   |   |   |     |   |   |   |     |
|---|---|----|---|---|------|---|---|-------|---|---|---|---|-----|---|---|---|-----|
| 94-95   | 2 | 13 | 3 | 8 | .375 | 1 | 1 | 1.000 | 0 | 3 | 3 | 1 | 4-0 | 0 | 0 | 8 | 4.0 |
| Three-Point Field Goals: 1994-95, 1-for-3 (.333). |   |    |   |   |      |   |   |       |   |   |   |   |     |   |   |   |     |

**TODD DAY [#13]****6'6" 188 LBS 01/7/70****ARKANSAS '92**

>> Transactions: Acquired from the Milwaukee Bucks with Alton Lister for Sherman Douglas on November 26, 1995...Rights were renounced on July 7, 1997 (also played 8 games for Milwaukee in 1995-96).

|               |            |             |            |             |             |            |            |             |            |            |            |            |              |            |           |             |             |
|---------------|------------|-------------|------------|-------------|-------------|------------|------------|-------------|------------|------------|------------|------------|--------------|------------|-----------|-------------|-------------|
| 95-96         | 71         | 1636        | 277        | 746         | .371        | 200        | 261        | .766        | 62         | 140        | 202        | 102        | 198-1        | 77         | 48        | 849         | 12.0        |
| 96-97         | 81         | 2277        | 398        | 999         | .398        | 256        | 331        | .773        | 109        | 221        | 330        | 117        | 208-0        | 108        | 48        | 1178        | 14.5        |
| <b>TOTALS</b> | <b>152</b> | <b>3913</b> | <b>675</b> | <b>1745</b> | <b>.384</b> | <b>456</b> | <b>592</b> | <b>.769</b> | <b>171</b> | <b>361</b> | <b>532</b> | <b>219</b> | <b>406-1</b> | <b>185</b> | <b>96</b> | <b>2027</b> | <b>13.4</b> |

Three-Point Field Goals: 1995-96, 95-for-277 (.343); 1996-97, 126-for-348 (.362). Totals: 221-for-625 (.354).

**DARREN DAYE [#20]****6'8" 221 LBS 11/30/60****UCLA '83**

>> Transactions: Signed as a free agent on December 11, 1986 (also played 1 game for Chicago in 1986-87)...Waived on February 24, 1988.

|               |            |             |            |            |             |           |            |             |           |            |            |            |              |           |           |            |            |
|---------------|------------|-------------|------------|------------|-------------|-----------|------------|-------------|-----------|------------|------------|------------|--------------|-----------|-----------|------------|------------|
| 86-87         | 61         | 724         | 101        | 202        | .500        | 34        | 65         | .523        | 37        | 87         | 124        | 75         | 98-0         | 25        | 7         | 236        | 3.9        |
| 87-88         | 47         | 655         | 112        | 217        | .516        | 59        | 87         | .678        | 30        | 46         | 76         | 71         | 68-0         | 29        | 4         | 283        | 6.0        |
| <b>TOTALS</b> | <b>108</b> | <b>1379</b> | <b>213</b> | <b>419</b> | <b>.508</b> | <b>93</b> | <b>152</b> | <b>.612</b> | <b>67</b> | <b>133</b> | <b>200</b> | <b>146</b> | <b>166-0</b> | <b>54</b> | <b>11</b> | <b>519</b> | <b>4.8</b> |

Three-Point Field Goals: 1986-87, None Attempted; 1987-88, 0-for-1 (.000). Totals: 0-for-1 (.000).

**PLAYOFF RECORD**

|  |    |     |    |    |      |    |    |      |    |    |    |    |      |   |   |     |     |
|--|----|-----|----|----|------|----|----|------|----|----|----|----|------|---|---|-----|-----|
| 86-87  | 23 | 240 | 42 | 72 | .583 | 32 | 37 | .865 | 11 | 21 | 32 | 13 | 33-1 | 9 | 3 | 116 | 5.0 |
| Three-Point Field Goals: Totals: None Attempted. |    |     |    |    |      |    |    |      |    |    |    |    |      |   |   |     |     |

**ANDREW DECLERCQ [#45]****6'10" 230 LBS 02/01/73****FLORIDA '95**

>> Transactions: Signed as a free agent on August 28, 1997...Traded with a 1999 first-round draft choice to the Cleveland Cavaliers for Vitaly Potapenko on March 11, 1999.

|               |           |             |            |            |             |            |            |             |            |            |            |           |              |           |           |            |            |
|---------------|-----------|-------------|------------|------------|-------------|------------|------------|-------------|------------|------------|------------|-----------|--------------|-----------|-----------|------------|------------|
| 97-98         | 81        | 1523        | 169        | 340        | .497        | 101        | 168        | .601        | 180        | 212        | 392        | 59        | 277-3        | 85        | 49        | 439        | 5.4        |
| 98-99         | 14        | 258         | 28         | 57         | .491        | 19         | 29         | .655        | 33         | 30         | 63         | 10        | 51-1         | 13        | 9         | 75         | 5.4        |
| <b>TOTALS</b> | <b>95</b> | <b>1781</b> | <b>197</b> | <b>397</b> | <b>.496</b> | <b>120</b> | <b>197</b> | <b>.609</b> | <b>213</b> | <b>242</b> | <b>455</b> | <b>69</b> | <b>328-4</b> | <b>98</b> | <b>58</b> | <b>514</b> | <b>5.4</b> |

Three-Point Field Goals: 1997-98, 0-for-1 (.000); 1998-99, None Attempted. Totals: 0-for-1 (.000).

**TONY DELK [#7]****6'2" 189 LBS 1/28/74****KENTUCKY '96**

>> Transactions: Acquired from the Phoenix Suns with Rodney Rogers for Randy Brown, Milt Palacio, Joe Johnson and a 2002 first round draft choice on February 20, 2002...Traded with Antoine Walker to Dallas for Raef LaFrentz, Chris Mills, Jiri Welsch and a 2004 first round draft choice on October 20, 2003.

|               |           |             |            |            |             |           |            |             |           |            |            |            |              |           |           |            |            |
|---------------|-----------|-------------|------------|------------|-------------|-----------|------------|-------------|-----------|------------|------------|------------|--------------|-----------|-----------|------------|------------|
| 01-02         | 22        | 570         | 60         | 172        | .349        | 22        | 30         | .733        | 20        | 59         | 79         | 51         | 38-0         | 22        | 6         | 162        | 7.4        |
| 02-03         | 67        | 1873        | 233        | 560        | .416        | 68        | 87         | .782        | 41        | 191        | 232        | 146        | 124-0        | 72        | 10        | 654        | 9.8        |
| <b>TOTALS</b> | <b>89</b> | <b>2443</b> | <b>293</b> | <b>732</b> | <b>.400</b> | <b>90</b> | <b>117</b> | <b>.769</b> | <b>61</b> | <b>250</b> | <b>311</b> | <b>197</b> | <b>162-0</b> | <b>94</b> | <b>16</b> | <b>816</b> | <b>9.2</b> |

Three-Point Field Goals: 2001-02, 20-for-67 (.299); 2002-03, 120-for-304 (.395). Totals: 140-for-371 (.377).

**PLAYOFF RECORD**

|               |           |            |           |            |             |           |           |             |           |           |           |           |             |           |          |            |            |
|---------------|-----------|------------|-----------|------------|-------------|-----------|-----------|-------------|-----------|-----------|-----------|-----------|-------------|-----------|----------|------------|------------|
| 01-02         | 14        | 227        | 23        | 65         | .354        | 7         | 12        | .583        | 8         | 26        | 34        | 16        | 13-0        | 8         | 5        | 66         | 4.7        |
| 02-03         | 10        | 368        | 54        | 114        | .474        | 28        | 32        | .875        | 5         | 42        | 47        | 36        | 24-0        | 12        | 4        | 158        | 15.8       |
| <b>TOTALS</b> | <b>24</b> | <b>595</b> | <b>77</b> | <b>179</b> | <b>.430</b> | <b>35</b> | <b>44</b> | <b>.795</b> | <b>13</b> | <b>68</b> | <b>81</b> | <b>52</b> | <b>37-0</b> | <b>20</b> | <b>9</b> | <b>224</b> | <b>9.3</b> |

Three-Point Field Goals: 2001-02, 13-for-33 (.394); 2002-03, 22-for-49 (.449). Totals: 35-for-82 (.427).

| YEAR | G | MIN | FGM | FGA | PCT | FTM | FTA | PCT | OFF | DEF | TOT | AST | PF-DQ | ST | BL | PTS | AVG |
|------|---|-----|-----|-----|-----|-----|-----|-----|-----|-----|-----|-----|-------|----|----|-----|-----|
|------|---|-----|-----|-----|-----|-----|-----|-----|-----|-----|-----|-----|-------|----|----|-----|-----|

### DAN DICKAU [#20] 6'0" 190 LBS 09/16/78 GONZAGA '02

>> Transactions: Signed as a free agent on September 30, 2005...Traded to the Portland Trail Blazers along with Raef LaFrentz and Boston's 2006 first round draft pick (#7 pick overall) for Sebastian Telfair, Theo Ratliff and a second round draft pick in 2008 on June 28, 2006.

|       |    |     |    |    |      |    |    |       |   |    |    |    |      |    |   |    |     |
|-------|----|-----|----|----|------|----|----|-------|---|----|----|----|------|----|---|----|-----|
| 05-06 | 19 | 234 | 17 | 46 | .370 | 18 | 18 | 1.000 | 5 | 11 | 16 | 40 | 40-1 | 11 | 1 | 62 | 3.3 |
|-------|----|-----|----|----|------|----|----|-------|---|----|----|----|------|----|---|----|-----|

Three-Point Field Goals: 2005-06, 10-for-20 (.500).

### DICK DICKEY [#23] 6'1" 175 LBS 10/26/26 NORTH CAROLINA STATE '50

|       |    |     |    |     |      |    |    |      |  |  |    |    |      |  |  |     |     |
|-------|----|-----|----|-----|------|----|----|------|--|--|----|----|------|--|--|-----|-----|
| 51-52 | 45 | 440 | 40 | 136 | .294 | 47 | 69 | .681 |  |  | 81 | 50 | 79-2 |  |  | 127 | 2.8 |
|-------|----|-----|----|-----|------|----|----|------|--|--|----|----|------|--|--|-----|-----|

#### PLAYOFF RECORD

|       |   |    |   |   |      |   |   |      |  |  |   |   |     |  |  |   |     |
|-------|---|----|---|---|------|---|---|------|--|--|---|---|-----|--|--|---|-----|
| 51-52 | 3 | 31 | 1 | 8 | .125 | 6 | 7 | .857 |  |  | 3 | 5 | 7-0 |  |  | 8 | 2.7 |
|-------|---|----|---|---|------|---|---|------|--|--|---|---|-----|--|--|---|-----|

### ERNIE DIGREGORIO [#7] 6'0" 180 LBS 01/15/51 PROVIDENCE '73

>> Transactions: Signed as a free agent on February 1, 1978 (played 25 games for Los Angeles in 1977-78)...Invited to Celtics training camp in 1981 but left on October 4, 1981.

|       |    |     |    |     |      |    |    |      |   |    |    |    |      |    |   |     |     |
|-------|----|-----|----|-----|------|----|----|------|---|----|----|----|------|----|---|-----|-----|
| 77-78 | 27 | 274 | 47 | 109 | .431 | 12 | 13 | .923 | 2 | 25 | 27 | 66 | 22-0 | 12 | 1 | 106 | 3.9 |
|-------|----|-----|----|-----|------|----|----|------|---|----|----|----|------|----|---|-----|-----|

### BILL DINWIDDIE [#27] 6'7" 200 LBS 07/15/43 NEW MEXICO HIGHLANDS '66

>> Transactions: Acquired from the Cincinnati Royals for the playing rights to Bob Cousy on November 18, 1969...Traded to the Milwaukee Bucks for cash and future draft choices on October 11, 1971.

|       |    |     |     |     |      |    |    |      |  |  |     |    |      |  |  |     |     |
|-------|----|-----|-----|-----|------|----|----|------|--|--|-----|----|------|--|--|-----|-----|
| 69-70 |    |     |     |     |      |    |    |      |  |  |     |    |      |  |  |     |     |
| 70-71 | 61 | 717 | 123 | 328 | .375 | 54 | 74 | .730 |  |  | 209 | 34 | 90-1 |  |  | 300 | 4.9 |

INJURED

### BOB DOLL [#19] 6'5" 195 LBS 08/10/19 D: 09/18/59 COLORADO '42

|        |    |  |     |     |      |     |     |      |  |  |  |     |     |  |  |     |     |
|--------|----|--|-----|-----|------|-----|-----|------|--|--|--|-----|-----|--|--|-----|-----|
| 48-49  | 47 |  | 145 | 438 | .331 | 80  | 117 | .684 |  |  |  | 117 | 118 |  |  | 370 | 7.9 |
| 49-50  | 47 |  | 120 | 347 | .346 | 75  | 114 | .658 |  |  |  | 108 | 117 |  |  | 315 | 6.7 |
| TOTALS | 94 |  | 265 | 785 | .338 | 155 | 231 | .671 |  |  |  | 225 | 235 |  |  | 685 | 7.3 |

### BOB DONHAM [#12] 6'2" 190 LBS 10/11/26 D: 09/21/83 OHIO STATE '50

>> Transactions: Third round draft choice in 1950.

|        |     |      |     |      |      |     |     |      |  |  |      |     |        |  |  |      |     |
|--------|-----|------|-----|------|------|-----|-----|------|--|--|------|-----|--------|--|--|------|-----|
| 50-51  | 68  |      | 151 | 298  | .507 | 114 | 229 | .498 |  |  | 235  | 139 | 179-3  |  |  | 416  | 6.1 |
| 51-52  | 66  | 1980 | 201 | 413  | .487 | 149 | 293 | .509 |  |  | 330  | 228 | 223-9  |  |  | 551  | 8.3 |
| 52-53  | 71  | 1435 | 169 | 353  | .479 | 113 | 240 | .471 |  |  | 239  | 153 | 213-8  |  |  | 451  | 6.4 |
| 53-54  | 68  | 1451 | 141 | 315  | .448 | 118 | 213 | .554 |  |  | 267  | 186 | 235-11 |  |  | 400  | 5.9 |
| TOTALS | 273 |      | 662 | 1379 | .480 | 494 | 975 | .507 |  |  | 1071 | 706 | 850-31 |  |  | 1818 | 6.7 |

#### PLAYOFF RECORD

|        |    |     |    |    |      |    |    |      |  |  |    |    |      |  |  |    |     |
|--------|----|-----|----|----|------|----|----|------|--|--|----|----|------|--|--|----|-----|
| 50-51  | 2  |     | 4  | 9  | .444 | 5  | 12 | .417 |  |  | 8  | 2  | 9-1  |  |  | 13 | 6.5 |
| 51-52  | 3  | 112 | 9  | 19 | .474 | 9  | 18 | .500 |  |  | 13 | 17 | 16-1 |  |  | 27 | 9.0 |
| 52-53  | 6  | 138 | 11 | 38 | .289 | 11 | 27 | .407 |  |  | 21 | 13 | 24-3 |  |  | 33 | 5.5 |
| 53-54  | 6  | 98  | 7  | 15 | .467 | 6  | 19 | .316 |  |  | 12 | 6  | 32-4 |  |  | 20 | 3.3 |
| TOTALS | 17 |     | 31 | 81 | .383 | 31 | 76 | .408 |  |  | 54 | 38 | 81-9 |  |  | 93 | 5.5 |

### KEYON DOOLING [#51] 6'3" 195 LBS 05/08/80 MISSOURI '00

>> Transactions: Acquired from Milwaukee along with a protected second round pick in exchange for the draft rights to Albert Miralles on December 9, 2011...Re-signed on July 31, 2012...Waived on September 20, 2012.

|       |    |     |    |     |      |    |    |      |   |    |    |    |      |    |   |     |     |
|-------|----|-----|----|-----|------|----|----|------|---|----|----|----|------|----|---|-----|-----|
| 11-12 | 46 | 662 | 66 | 163 | .405 | 23 | 31 | .742 | 3 | 36 | 39 | 51 | 57-0 | 13 | 2 | 182 | 4.0 |
|-------|----|-----|----|-----|------|----|----|------|---|----|----|----|------|----|---|-----|-----|

Three-Point Field Goals: 2011-12, 27-for-81 (.333).

#### PLAYOFF RECORD

|       |    |     |    |    |      |   |   |      |   |    |    |    |      |   |   |    |     |
|-------|----|-----|----|----|------|---|---|------|---|----|----|----|------|---|---|----|-----|
| 11-12 | 20 | 212 | 21 | 48 | .438 | 2 | 3 | .667 | 2 | 13 | 15 | 14 | 30-1 | 6 | 4 | 55 | 2.8 |
|-------|----|-----|----|----|------|---|---|------|---|----|----|----|------|---|---|----|-----|

Three-Point Field Goals: 2011-12, 11-for-28 (.393).

### SHERMAN DOUGLAS [#4, #20] 6'1" 198 LBS 09/15/66 SYRACUSE '89

>> Transactions: Acquired from the Miami Heat for Brian Shaw on January 10, 1992 (also played 5 games for Miami in 1991-92)...Traded to the Milwaukee Bucks for Todd Day and Alton Lister on November 26, 1995 (also played 69 games for Milwaukee in 1995-96).

|        |     |      |      |      |      |     |     |      |     |     |     |      |       |     |    |      |      |
|--------|-----|------|------|------|------|-----|-----|------|-----|-----|-----|------|-------|-----|----|------|------|
| 91-92  | 37  | 654  | 101  | 222  | .455 | 68  | 100 | .680 | 12  | 45  | 57  | 153  | 68-0  | 21  | 9  | 271  | 7.3  |
| 92-93  | 79  | 1932 | 264  | 530  | .498 | 84  | 150 | .560 | 65  | 97  | 162 | 508  | 166-1 | 49  | 10 | 618  | 7.8  |
| 93-94  | 78  | 2789 | 425  | 919  | .462 | 177 | 276 | .641 | 70  | 123 | 193 | 683  | 171-2 | 89  | 11 | 1040 | 13.3 |
| 94-95  | 65  | 2048 | 365  | 769  | .475 | 204 | 296 | .689 | 48  | 122 | 170 | 446  | 152-0 | 80  | 2  | 954  | 14.7 |
| 95-96  | 10  | 234  | 36   | 84   | .429 | 25  | 40  | .625 | 6   | 17  | 23  | 39   | 16-0  | 2   | 0  | 98   | 9.8  |
| TOTALS | 269 | 7657 | 1191 | 2524 | .472 | 558 | 862 | .647 | 201 | 404 | 605 | 2129 | 573-3 | 241 | 32 | 2981 | 11.1 |

Three-Point Field Goals: 1991-92, 1-for-9 (.111); 1992-93, 6-for-29 (.207); 1993-94, 13-for-56 (.232); 1994-95, 20-for-82 (.244); 1995-96, 1-for-7 (.143). Totals: 41-for-183 (.224).

| YEAR                                  | G         | MIN        | FGM       | FGA        | PCT         | FTM       | FTA       | PCT         | OFF       | DEF       | TOT       | AST       | PF-DQ       | ST       | BL       | PTS        | AVG        |
|---------------------------------------|-----------|------------|-----------|------------|-------------|-----------|-----------|-------------|-----------|-----------|-----------|-----------|-------------|----------|----------|------------|------------|
| <b>SHERMAN DOUGLAS PLAYOFF RECORD</b> |           |            |           |            |             |           |           |             |           |           |           |           |             |          |          |            |            |
| 91-92                                 | 6         | 65         | 9         | 25         | .360        | 1         | 2         | .500        | 1         | 3         | 4         | 10        | 8-0         | 0        | 0        | 19         | 3.2        |
| 92-93                                 | 4         | 166        | 17        | 45         | .378        | 10        | 15        | .667        | 12        | 14        | 26        | 38        | 10-0        | 4        | 0        | 44         | 11.0       |
| 94-95                                 | 4         | 168        | 24        | 68         | .353        | 8         | 11        | .727        | 4         | 16        | 20        | 33        | 12-0        | 4        | 1        | 60         | 15.0       |
| <b>TOTALS</b>                         | <b>14</b> | <b>399</b> | <b>50</b> | <b>138</b> | <b>.362</b> | <b>19</b> | <b>28</b> | <b>.679</b> | <b>17</b> | <b>33</b> | <b>50</b> | <b>81</b> | <b>30-0</b> | <b>8</b> | <b>1</b> | <b>123</b> | <b>8.8</b> |

Three-Point Field Goals: 1991-92, 0-for-2 (.000); 1992-93, 0-for-3 (.000); 1994-95, 4-for-12 (.333). Totals: 4-for-17 (.235).

|  |           |            |           |           |             |           |           |             |           |           |           |           |             |          |          |           |            |
|--|-----------|------------|-----------|-----------|-------------|-----------|-----------|-------------|-----------|-----------|-----------|-----------|-------------|----------|----------|-----------|------------|
| <b>STEVE DOWNING [#32] 6'8" 225 LBS 09/09/50 INDIANA '73</b>   |           |            |           |           |             |           |           |             |           |           |           |           |             |          |          |           |            |
| >> Transactions: First round draft choice (17 <sup>th</sup> pick overall) in 1973...Waived on November 21, 1974. |           |            |           |           |             |           |           |             |           |           |           |           |             |          |          |           |            |
| 73-74  | 24        | 137        | 21        | 64        | .328        | 22        | 38        | .579        | 14        | 25        | 39        | 11        | 33-0        | 5        | 0        | 64        | 2.7        |
| 74-75  | 3         | 9          | 0         | 2         | .000        | 0         | 2         | .000        | 0         | 2         | 2         | 0         | 0-0         | 0        | 0        | 0         | 0.0        |
| <b>TOTALS</b>  | <b>27</b> | <b>146</b> | <b>21</b> | <b>66</b> | <b>.318</b> | <b>22</b> | <b>40</b> | <b>.550</b> | <b>14</b> | <b>27</b> | <b>41</b> | <b>11</b> | <b>33-0</b> | <b>5</b> | <b>0</b> | <b>64</b> | <b>2.4</b> |

**PLAYOFF RECORD**

|       |   |   |   |   |      |   |   |      |   |   |   |   |     |   |   |   |     |
|-------|---|---|---|---|------|---|---|------|---|---|---|---|-----|---|---|---|-----|
| 73-74 | 1 | 4 | 1 | 2 | .500 | 0 | 0 | .000 | 2 | 0 | 2 | 0 | 1-0 | 0 | 0 | 2 | 2.0 |
|-------|---|---|---|---|------|---|---|------|---|---|---|---|-----|---|---|---|-----|

|   |  |  |  |  |  |  |  |  |  |  |  |  |  |  |  |  |  |
|---|--|--|--|--|--|--|--|--|--|--|--|--|--|--|--|--|--|
| <b>NATE DRIGGERS [#27] 6'4" 215 LBS 10/12/73 MONTEVALLO '95</b>   |  |  |  |  |  |  |  |  |  |  |  |  |  |  |  |  |  |
| >> Transactions: Signed as a free agent on September 10, 1996...Waived on October 31, 1996...Re-signed on November 8, 1996...Waived on November 25, 1996...Re-signed to a ten-day contract on April 4, 1997...Re-signed for the remainder of the season on April 14, 1997...Rights renounced on July 7, 1997. |  |  |  |  |  |  |  |  |  |  |  |  |  |  |  |  |  |

|       |    |     |    |    |      |    |    |      |    |    |    |   |      |   |   |    |     |
|-------|----|-----|----|----|------|----|----|------|----|----|----|---|------|---|---|----|-----|
| 96-97 | 15 | 132 | 13 | 43 | .302 | 10 | 14 | .714 | 12 | 10 | 22 | 6 | 10-0 | 3 | 2 | 36 | 2.4 |
|-------|----|-----|----|----|------|----|----|------|----|----|----|---|------|---|---|----|-----|

Three-Point Field Goals: 1996-97, 0-for-9 (.000).

|  |           |            |           |            |             |           |           |             |          |           |           |           |             |          |          |            |            |
|--|-----------|------------|-----------|------------|-------------|-----------|-----------|-------------|----------|-----------|-----------|-----------|-------------|----------|----------|------------|------------|
| <b>TERRY DUEROD [#40] 6'2" 180 LBS 07/29/56 DETROIT '79</b>  |           |            |           |            |             |           |           |             |          |           |           |           |             |          |          |            |            |
| >> Transactions: Signed as a free agent on December 4, 1980 (also played 18 games for Dallas in 1980-81)...Waived on October 26, 1982. |           |            |           |            |             |           |           |             |          |           |           |           |             |          |          |            |            |
| 80-81  | 32        | 114        | 30        | 73         | .411        | 13        | 14        | .929        | 2        | 3         | 5         | 6         | 8-0         | 5        | 0        | 79         | 2.5        |
| 81-82  | 21        | 146        | 34        | 77         | .442        | 4         | 12        | .333        | 6        | 9         | 15        | 12        | 9-0         | 3        | 1        | 72         | 3.4        |
| <b>TOTALS</b>  | <b>53</b> | <b>260</b> | <b>64</b> | <b>150</b> | <b>.427</b> | <b>17</b> | <b>26</b> | <b>.654</b> | <b>8</b> | <b>12</b> | <b>20</b> | <b>18</b> | <b>17-0</b> | <b>8</b> | <b>1</b> | <b>151</b> | <b>2.8</b> |

Three-Point Field Goals: 1980-81, 6-for-10 (.600); 1981-82, 0-for-1 (.000).

**PLAYOFF RECORD**

|       |    |    |   |    |      |   |   |      |   |   |   |   |     |   |   |   |     |
|-------|----|----|---|----|------|---|---|------|---|---|---|---|-----|---|---|---|-----|
| 80-81 | 10 | 12 | 4 | 10 | .400 | 0 | 0 | .000 | 0 | 0 | 0 | 0 | 0-0 | 1 | 0 | 8 | 0.8 |
|-------|----|----|---|----|------|---|---|------|---|---|---|---|-----|---|---|---|-----|

Three-Point Field Goals: 0-for-2 (.000).

|   |   |  |   |   |      |   |   |       |  |  |  |   |   |  |  |   |     |
|---|---|--|---|---|------|---|---|-------|--|--|--|---|---|--|--|---|-----|
| <b>BOB DUFFY [#17] 6'4" 175 LBS 07/05/22 TULANE</b> |   |  |   |   |      |   |   |       |  |  |  |   |   |  |  |   |     |
| 46-47   | 6 |  | 2 | 7 | .286 | 4 | 4 | 1.000 |  |  |  | 0 | 4 |  |  | 8 | 1.3 |

Also played 11 games for Chicago in 1946-47.

|   |    |  |   |    |      |    |    |      |  |  |    |   |      |  |  |    |     |
|---|----|--|---|----|------|----|----|------|--|--|----|---|------|--|--|----|-----|
| <b>ANDY DUNCAN [#21] 6'6" 195 LBS 04/17/22 D: 04/12/06 WILLIAM &amp; MARY</b> |    |  |   |    |      |    |    |      |  |  |    |   |      |  |  |    |     |
| 50-51   | 14 |  | 7 | 40 | .175 | 15 | 22 | .682 |  |  | 30 | 8 | 27-0 |  |  | 29 | 2.1 |

|  |            |             |            |            |             |            |            |             |            |            |            |           |              |           |           |            |            |
|--|------------|-------------|------------|------------|-------------|------------|------------|-------------|------------|------------|------------|-----------|--------------|-----------|-----------|------------|------------|
| <b>ACIE EARL [#55] 6'10" 265 LBS 06/23/70 IOWA '93</b>   |            |             |            |            |             |            |            |             |            |            |            |           |              |           |           |            |            |
| >> Transactions: First round draft choice (19 <sup>th</sup> pick overall) in 1993...Selected by the Toronto Raptors in the NBA expansion draft on June 24, 1995. |            |             |            |            |             |            |            |             |            |            |            |           |              |           |           |            |            |
| 93-94  | 74         | 1149        | 151        | 372        | .406        | 108        | 160        | .675        | 85         | 162        | 247        | 12        | 178-5        | 24        | 53        | 410        | 5.5        |
| 94-95  | 30         | 208         | 26         | 68         | .382        | 14         | 29         | .483        | 19         | 26         | 45         | 2         | 29-0         | 6         | 8         | 66         | 2.2        |
| <b>TOTALS</b>  | <b>104</b> | <b>1357</b> | <b>177</b> | <b>440</b> | <b>.402</b> | <b>122</b> | <b>189</b> | <b>.646</b> | <b>104</b> | <b>188</b> | <b>292</b> | <b>14</b> | <b>207-5</b> | <b>30</b> | <b>61</b> | <b>476</b> | <b>4.6</b> |

Three-Point Field Goals: 1993-94, 0-for-1 (.000); 1994-95, None Attempted. Totals: 0-for-1 (.000).

**PLAYOFF RECORD**

|       |   |    |   |   |      |   |   |      |   |   |   |   |     |   |   |   |     |
|-------|---|----|---|---|------|---|---|------|---|---|---|---|-----|---|---|---|-----|
| 94-95 | 1 | 10 | 1 | 3 | .333 | 0 | 2 | .000 | 1 | 1 | 2 | 0 | 4-0 | 0 | 0 | 2 | 2.0 |
|-------|---|----|---|---|------|---|---|------|---|---|---|---|-----|---|---|---|-----|

Three-Point Field Goals: 1994-95, None Attempted.

|   |  |  |  |  |  |  |  |  |  |  |  |  |  |  |  |  |  |
|---|--|--|--|--|--|--|--|--|--|--|--|--|--|--|--|--|--|
| <b>TYUS EDNEY [#20] 5'10" 152 LBS 02/14/73 UCLA '95</b> |  |  |  |  |  |  |  |  |  |  |  |  |  |  |  |  |  |
|---|--|--|--|--|--|--|--|--|--|--|--|--|--|--|--|--|--|

>> Transactions: Signed as a free agent on August 22, 1997...Became a free agent after the Celtics did not exercise the option for the 1998-99 season on June 30, 1998.

|       |    |     |    |     |      |    |     |      |    |    |    |     |      |    |   |     |     |
|-------|----|-----|----|-----|------|----|-----|------|----|----|----|-----|------|----|---|-----|-----|
| 97-98 | 52 | 623 | 93 | 216 | .431 | 88 | 111 | .793 | 20 | 35 | 55 | 139 | 69-0 | 51 | 1 | 277 | 5.3 |
|-------|----|-----|----|-----|------|----|-----|------|----|----|----|-----|------|----|---|-----|-----|

Three-Point Field Goals: 3-for-10 (.300).

|  |  |  |  |  |  |  |  |  |  |  |  |  |  |  |  |  |  |
|--|--|--|--|--|--|--|--|--|--|--|--|--|--|--|--|--|--|
| <b>THEODORE (BLUE) EDWARDS [#30] 6'4" 228 LBS 10/31/65 EAST CAROLINA '89</b> |  |  |  |  |  |  |  |  |  |  |  |  |  |  |  |  |  |
|--|--|--|--|--|--|--|--|--|--|--|--|--|--|--|--|--|--|

>> Transactions: Acquired from the Milwaukee Bucks with Derek Strong for Ed Pinckney and the draft rights to Andrei Fetisov on June 29, 1994 (also played 36 games for Utah in 1994-95)...Traded to the Utah Jazz for Jay Humphries and a 1995 second-round draft choice on February 3, 1995.

|       |    |     |    |     |      |    |    |      |    |    |    |    |      |    |    |     |     |
|-------|----|-----|----|-----|------|----|----|------|----|----|----|----|------|----|----|-----|-----|
| 94-95 | 31 | 507 | 83 | 195 | .426 | 43 | 48 | .896 | 25 | 40 | 65 | 47 | 64-0 | 19 | 10 | 220 | 7.1 |
|-------|----|-----|----|-----|------|----|----|------|----|----|----|----|------|----|----|-----|-----|

Three-Point Field Goals: 11-for-43 (.256).

| YEAR  | G  | MIN | FGM | FGA  | PCT  | FTM | FTA | PCT     | OFF | DEF                  | TOT | AST | PF-DQ | ST         | BL | PTS | AVG |
|---|----|-----|-----|------|------|-----|-----|---------|-----|----------------------|-----|-----|-------|------------|----|-----|-----|
| ED EHLERS [#14]   |    |     |     |      | 6'3" |     |     | 198 LBS |     | 03/10/23 D: 06/17/13 |     |     |       | PURDUE '47 |    |     |     |
| >> Transactions: Boston's first-ever first round draft choice (1 <sup>st</sup> pick overall) in 1947. |    |     |     |      |      |     |     |         |     |                      |     |     |       |            |    |     |     |
| 47-48   | 40 |     | 104 | 417  | .249 | 78  | 144 | .542    |     |                      |     | 44  | 92    |            |    | 286 | 7.2 |
| 48-49   | 59 |     | 182 | 583  | .312 | 150 | 225 | .667    |     |                      |     | 133 | 119   |            |    | 514 | 8.7 |
| TOTALS  | 99 |     | 286 | 1000 | .286 | 228 | 369 | .618    |     |                      |     | 177 | 211   |            |    | 800 | 8.1 |

|                          |   |  |             |   |      |                |   |      |                 |  |  |                   |   |  |  |   |     |
|--------------------------|---|--|-------------|---|------|----------------|---|------|-----------------|--|--|-------------------|---|--|--|---|-----|
| <b>DON ELIASON [#14]</b> |   |  | <b>6'2"</b> |   |      | <b>222 LBS</b> |   |      | <b>07/24/18</b> |  |  | <b>HAMLIN '42</b> |   |  |  |   |     |
| 46-47                    | 1 |  | 0           | 1 | .000 | 0              | 0 | .000 |                 |  |  | 0                 | 1 |  |  | 0 | 0.0 |

| PERVIS ELLISON [#29]   |     |      |     |     | 6'10" |     | 242 LBS |      | 04/03/67 |     | LOUISVILLE '89 |     |        |    |     |     |     |
|--|-----|------|-----|-----|-------|-----|---------|------|----------|-----|----------------|-----|--------|----|-----|-----|-----|
| >> Transactions: Signed as an unrestricted free agent on August 1, 1994...Not re-signed after the 1999-2000 season.  |     |      |     |     |       |     |         |      |          |     |                |     |        |    |     |     |     |
| 94-95  | 55  | 1083 | 152 | 300 | .507  | 71  | 99      | .717 | 124      | 185 | 309            | 34  | 179-5  | 22 | 54  | 375 | 6.8 |
| 95-96  | 69  | 1431 | 145 | 295 | .492  | 75  | 117     | .641 | 151      | 300 | 451            | 62  | 207-2  | 39 | 99  | 365 | 5.3 |
| 96-97  | 6   | 125  | 6   | 16  | .375  | 3   | 5       | .600 | 17       | 26  | 26             | 4   | 21-1   | 5  | 9   | 15  | 2.5 |
| 97-98  | 33  | 447  | 40  | 70  | .571  | 20  | 34      | .588 | 52       | 57  | 109            | 31  | 90-2   | 20 | 31  | 100 | 3.0 |
| 98-99  | 0   | 0    | 0   | 0   | .000  | 0   | 0       | .000 | 0        | 0   | 0              | 0   | 0-0    | 0  | 0   | 0   | 0.0 |
| 99-00  | 30  | 269  | 19  | 43  | .442  | 15  | 21      | .714 | 29       | 38  | 67             | 13  | 67-1   | 10 | 8   | 53  | 1.8 |
| TOTALS   | 193 | 2555 | 362 | 724 | .500  | 184 | 276     | .667 | 373      | 606 | 962            | 144 | 564-11 | 96 | 201 | 908 | 4.7 |
| Three-Point Field Goals: 1994-95, 0-for-2 (.000); 1995-96, None Attempted; 1996-97, None Attempted; 1997-98, None Attempted; 1998-99, None Attempted; 1999-00, None Attempted; Totals: 0-for-2 (.000). |     |      |     |     |       |     |         |      |          |     |                |     |        |    |     |     |     |

| WAYNE EMBRY [#28]   |     |      |     |     | 6'8" |     | 255 LBS |      | 03/26/37 |  | MIAMI (OH) '58 |    |       |  |  |     |     |
|---|-----|------|-----|-----|------|-----|---------|------|----------|--|----------------|----|-------|--|--|-----|-----|
| >> Transactions: Acquired from the Cincinnati Royals for cash and a draft choice on September 15, 1966...Selected by the Milwaukee Bucks in the NBA expansion draft on May 6, 1968. |     |      |     |     |      |     |         |      |          |  |                |    |       |  |  |     |     |
| 66-67   | 72  | 729  | 147 | 359 | .409 | 82  | 144     | .569 |          |  | 294            | 42 | 137-0 |  |  | 376 | 5.2 |
| 67-68   | 78  | 1088 | 193 | 483 | .400 | 109 | 185     | .589 |          |  | 321            | 52 | 174-1 |  |  | 495 | 6.3 |
| TOTALS  | 150 | 1817 | 340 | 842 | .404 | 191 | 329     | .581 |          |  | 615            | 94 | 311-1 |  |  | 871 | 5.8 |
| PLAYOFF RECORD  |     |      |     |     |      |     |         |      |          |  |                |    |       |  |  |     |     |
| 66-67   | 5   | 38   | 12  | 31  | .387 | 2   | 4       | .500 |          |  | 13             | 3  | 9-0   |  |  | 26  | 5.2 |
| 67-68   | 16  | 162  | 23  | 59  | .390 | 13  | 29      | .448 |          |  | 45             | 6  | 36-0  |  |  | 59  | 3.7 |
| TOTALS  | 21  | 200  | 35  | 90  | .389 | 15  | 33      | .455 |          |  | 58             | 9  | 45-0  |  |  | 85  | 4.0 |

|   |    |  |             |     |      |                |     |      |                             |  |  |                      |    |  |  |     |     |
|---|----|--|-------------|-----|------|----------------|-----|------|-----------------------------|--|--|----------------------|----|--|--|-----|-----|
| <b>GENE ENGLUND [#10]</b>                       |    |  | <b>6'5"</b> |     |      | <b>205 LBS</b> |     |      | <b>10/21/17 D: 11/05/95</b> |  |  | <b>WISCONSIN '41</b> |    |  |  |     |     |
| 49-50   | 24 |  | 55          | 148 | .372 | 86             | 106 | .811 |                             |  |  | 17                   | 97 |  |  | 196 | 8.2 |
| Also played 22 games for Tri-Cities in 1948-49. |    |  |             |     |      |                |     |      |                             |  |  |                      |    |  |  |     |     |

|  |    |     |    |    |             |    |                |      |                 |    |               |    |      |    |    |     |     |
|--|----|-----|----|----|-------------|----|----------------|------|-----------------|----|---------------|----|------|----|----|-----|-----|
| <b>SEMIH ERDEN [#86]</b>   |    |     |    |    | <b>7'0"</b> |    | <b>240 LBS</b> |      | <b>07/28/86</b> |    | <b>TURKEY</b> |    |      |    |    |     |     |
| >> Transactions: Second round draft choice (60 <sup>th</sup> pick overall) in the 2008 NBA Draft...Signed July 5, 2010...Traded along with Luke Harangody to the Cleveland Cavaliers in exchange for a second round draft pick on February 24, 2011. |    |     |    |    |             |    |                |      |                 |    |               |    |      |    |    |     |     |
| 10-11  | 37 | 531 | 58 | 97 | .598        | 34 | 54             | .630 | 31              | 76 | 107           | 19 | 92-1 | 13 | 21 | 150 | 4.1 |
| Three-Point Field Goals: 2010-11, None Attempted. -  |    |     |    |    |             |    |                |      |                 |    |               |    |      |    |    |     |     |

|   |           |  |             |            |             |                |            |             |             |  |  |                   |           |  |  |            |            |
|---|-----------|--|-------------|------------|-------------|----------------|------------|-------------|-------------|--|--|-------------------|-----------|--|--|------------|------------|
| <b>JOHN EZERSKY [#10, #16]</b>  |           |  | <b>6'3"</b> |            |             | <b>175 LBS</b> |            |             | <b>1921</b> |  |  | <b>ST. JOHN'S</b> |           |  |  |            |            |
| 48-49   | 18        |  | 68          | 185        | .368        | 49             | 80         | .613        |             |  |  | 29                | 49        |  |  | 185        | 10.3       |
| 49-50   | 16        |  | 36          | 136        | .265        | 35             | 51         | .686        |             |  |  | 22                | 39        |  |  | 107        | 6.7        |
| <b>TOTALS</b>   | <b>34</b> |  | <b>104</b>  | <b>321</b> | <b>.324</b> | <b>84</b>      | <b>131</b> | <b>.641</b> |             |  |  | <b>51</b>         | <b>88</b> |  |  | <b>292</b> | <b>8.6</b> |
| Also played 11 games for Providence and 27 games for Baltimore in 1948-49. Also played 38 games for Baltimore in 1949-50. |           |  |             |            |             |                |            |             |             |  |  |                   |           |  |  |            |            |

|   |    |  |             |    |      |                |    |      |                             |  |  |                 |    |  |  |    |     |
|---|----|--|-------------|----|------|----------------|----|------|-----------------------------|--|--|-----------------|----|--|--|----|-----|
| <b>PHIL FARBMAN [#8]</b>                          |    |  | <b>6'2"</b> |    |      | <b>185 LBS</b> |    |      | <b>04/03/24 D: 09/15/96</b> |  |  | <b>CCNY '48</b> |    |  |  |    |     |
| 48-49   | 21 |  | 21          | 78 | .269 | 30             | 38 | .789 |                             |  |  | 18              | 36 |  |  | 72 | 3.4 |
| Also played 27 games for Philadelphia in 1948-49. |    |  |             |    |      |                |    |      |                             |  |  |                 |    |  |  |    |     |

|                           |    |  |             |     |      |                |    |      |                 |  |  |                  |    |  |  |    |     |
|---------------------------|----|--|-------------|-----|------|----------------|----|------|-----------------|--|--|------------------|----|--|--|----|-----|
| <b>WARREN FENLEY [#7]</b> |    |  | <b>6'3"</b> |     |      | <b>190 LBS</b> |    |      | <b>02/08/22</b> |  |  | <b>MANHATTAN</b> |    |  |  |    |     |
| 46-47                     | 33 |  | 31          | 138 | .225 | 23             | 45 | .511 |                 |  |  | 16               | 59 |  |  | 85 | 2.6 |

| ERIC FERNSTEN [#45]  |     |     |     |     | 6'10" |    | 210 LBS |      | 11/01/53 |     | SAN FRANCISCO '75 |    |      |    |    |     |     |
|--|-----|-----|-----|-----|-------|----|---------|------|----------|-----|-------------------|----|------|----|----|-----|-----|
| >> Transactions: Signed as a free agent on June 27, 1979...Waived on October 28, 1982. |     |     |     |     |       |    |         |      |          |     |                   |    |      |    |    |     |     |
| 79-80  | 56  | 431 | 71  | 153 | .464  | 33 | 52      | .635 | 40       | 56  | 96                | 28 | 43-0 | 17 | 12 | 175 | 3.1 |
| 80-81  | 45  | 279 | 38  | 79  | .481  | 20 | 30      | .667 | 29       | 33  | 62                | 10 | 29-0 | 6  | 7  | 96  | 2.1 |
| 81-82  | 43  | 202 | 19  | 49  | .388  | 19 | 30      | .633 | 12       | 30  | 42                | 8  | 23-0 | 5  | 7  | 57  | 1.3 |
| TOTALS   | 144 | 912 | 128 | 281 | .456  | 72 | 112     | .643 | 81       | 119 | 200               | 46 | 95-0 | 28 | 26 | 328 | 2.3 |
| Three-Point Field Goals: None Attempted.   |     |     |     |     |       |    |         |      |          |     |                   |    |      |    |    |     |     |

| YEAR                                | G         | MIN       | FGM      | FGA       | PCT         | FTM      | FTA      | PCT         | OFF      | DEF      | TOT       | AST      | PF-DQ      | ST       | BL       | PTS       | AVG        |
|-------------------------------------|-----------|-----------|----------|-----------|-------------|----------|----------|-------------|----------|----------|-----------|----------|------------|----------|----------|-----------|------------|
| <b>ERIC FERNSTEN PLAYOFF RECORD</b> |           |           |          |           |             |          |          |             |          |          |           |          |            |          |          |           |            |
| 79-80                               | 5         | 18        | 2        | 6         | .333        | 2        | 3        | .667        | 3        | 2        | 5         | 0        | 1-0        | 0        | 3        | 6         | 1.2        |
| 80-81                               | 8         | 14        | 0        | 3         | .000        | 2        | 3        | .667        | 1        | 3        | 4         | 1        | 3-0        | 1        | 0        | 2         | 0.3        |
| 81-82                               | 5         | 11        | 1        | 2         | .500        | 1        | 2        | .500        | 2        | 0        | 2         | 0        | 0-0        | 0        | 0        | 3         | 0.6        |
| <b>TOTALS</b>                       | <b>18</b> | <b>43</b> | <b>3</b> | <b>11</b> | <b>.273</b> | <b>5</b> | <b>8</b> | <b>.625</b> | <b>6</b> | <b>5</b> | <b>11</b> | <b>1</b> | <b>4-0</b> | <b>1</b> | <b>3</b> | <b>11</b> | <b>0.6</b> |

Three-Point Field Goals: None Attempted.

|  |            |             |            |             |             |            |            |             |           |            |             |            |               |           |           |             |            |
|--|------------|-------------|------------|-------------|-------------|------------|------------|-------------|-----------|------------|-------------|------------|---------------|-----------|-----------|-------------|------------|
| <b>HENRY FINKEL [#29]</b>  |            |             |            |             |             |            |            |             |           |            |             |            |               |           |           |             |            |
| <b>7'0" 245 LBS 04/20/42 DAYTON '66</b>  |            |             |            |             |             |            |            |             |           |            |             |            |               |           |           |             |            |
| >> Transactions: Sold by the San Diego Clippers for cash and a draft choice on August 22, 1969...Retired after the 1974-75 season. |            |             |            |             |             |            |            |             |           |            |             |            |               |           |           |             |            |
| 69-70  | 80         | 1866        | 310        | 683         | .454        | 156        | 233        | .670        |           |            | 613         | 103        | 292-13        |           |           | 776         | 9.7        |
| 70-71  | 80         | 1234        | 214        | 489         | .438        | 93         | 127        | .732        |           |            | 343         | 79         | 196-5         |           |           | 521         | 6.5        |
| 71-72  | 78         | 736         | 103        | 254         | .406        | 43         | 74         | .581        |           |            | 251         | 61         | 118-4         |           |           | 249         | 3.2        |
| 72-73  | 76         | 496         | 78         | 173         | .451        | 28         | 52         | .538        |           |            | 151         | 26         | 83-0          |           |           | 184         | 2.4        |
| 73-74  | 60         | 427         | 60         | 427         | .462        | 28         | 43         | .651        |           |            | 135         | 27         | 62-1          | 3         | 7         | 148         | 2.5        |
| 74-75  | 62         | 518         | 52         | 518         | .403        | 23         | 43         | .535        | 33        | 79         | 112         | 32         | 72-0          | 7         | 3         | 127         | 2.0        |
| <b>TOTALS</b>  | <b>436</b> | <b>5277</b> | <b>817</b> | <b>1858</b> | <b>.440</b> | <b>371</b> | <b>572</b> | <b>.649</b> | <b>74</b> | <b>173</b> | <b>1605</b> | <b>328</b> | <b>823-23</b> | <b>10</b> | <b>10</b> | <b>2005</b> | <b>4.6</b> |

|                       |           |            |           |           |             |          |          |             |          |          |           |           |             |          |          |           |            |
|-----------------------|-----------|------------|-----------|-----------|-------------|----------|----------|-------------|----------|----------|-----------|-----------|-------------|----------|----------|-----------|------------|
| <b>PLAYOFF RECORD</b> |           |            |           |           |             |          |          |             |          |          |           |           |             |          |          |           |            |
| 71-72                 | 8         | 68         | 10        | 22        | .455        | 0        | 0        | .000        |          |          | 24        | 3         | 11-0        | 1        | 0        | 20        | 2.5        |
| 72-73                 | 7         | 23         | 6         | 9         | .667        | 0        | 0        | .000        |          |          | 6         | 3         | 4-0         | 0        | 0        | 12        | 1.7        |
| 73-74                 | 8         | 46         | 8         | 18        | .444        | 1        | 1        | 1.000       | 5        | 5        | 10        | 3         | 9-0         | 1        | 0        | 17        | 2.1        |
| 74-75                 | 7         | 25         | 3         | 7         | .429        | 3        | 5        | .600        | 3        | 3        | 6         | 4         | 2-0         | 0        | 0        | 9         | 1.3        |
| <b>TOTALS</b>         | <b>30</b> | <b>162</b> | <b>27</b> | <b>56</b> | <b>.482</b> | <b>4</b> | <b>6</b> | <b>.667</b> | <b>8</b> | <b>8</b> | <b>46</b> | <b>13</b> | <b>26-0</b> | <b>2</b> | <b>0</b> | <b>58</b> | <b>1.9</b> |

|   |    |     |    |    |      |   |   |      |   |    |    |    |      |   |   |     |     |
|---|----|-----|----|----|------|---|---|------|---|----|----|----|------|---|---|-----|-----|
| <b>MICHAEL FINLEY [#40]</b>                               |    |     |    |    |      |   |   |      |   |    |    |    |      |   |   |     |     |
| <b>6'7" 225 LBS 03/06/73 WISCONSIN '95</b>                |    |     |    |    |      |   |   |      |   |    |    |    |      |   |   |     |     |
| >> Transactions: Signed as a free agent on March 6, 2010. |    |     |    |    |      |   |   |      |   |    |    |    |      |   |   |     |     |
| 09-10   | 21 | 314 | 44 | 87 | .506 | 2 | 6 | .333 | 1 | 32 | 33 | 27 | 21-0 | 4 | 2 | 109 | 5.2 |
| Three-Point Field Goals: 2009-10, 19-for-41 (.463).       |    |     |    |    |      |   |   |      |   |    |    |    |      |   |   |     |     |

|  |    |     |   |    |      |   |   |       |   |    |    |   |     |   |   |    |     |
|--|----|-----|---|----|------|---|---|-------|---|----|----|---|-----|---|---|----|-----|
| <b>PLAYOFF RECORD</b>                              |    |     |   |    |      |   |   |       |   |    |    |   |     |   |   |    |     |
| 09-10  | 18 | 108 | 5 | 20 | .250 | 2 | 2 | 1.000 | 1 | 10 | 11 | 4 | 4-0 | 4 | 0 | 15 | 0.8 |
| Three-Point Field Goals: 2009-10, 3-for-11 (.273). |    |     |   |    |      |   |   |       |   |    |    |   |     |   |   |    |     |

|  |   |    |    |    |      |   |   |      |  |  |   |   |  |  |  |    |     |
|--|---|----|----|----|------|---|---|------|--|--|---|---|--|--|--|----|-----|
| <b>JACK FOLEY [#21]</b>                      |   |    |    |    |      |   |   |      |  |  |   |   |  |  |  |    |     |
| <b>6'3" 185 LBS 11/17/40 HOLY CROSS '62</b>  |   |    |    |    |      |   |   |      |  |  |   |   |  |  |  |    |     |
| 62-63  | 5 | 46 | 13 | 26 | .500 | 6 | 8 | .750 |  |  | 7 | 0 |  |  |  | 32 | 6.4 |
| Also played 6 games for New York in 1962-63. |   |    |    |    |      |   |   |      |  |  |   |   |  |  |  |    |     |

|   |            |             |             |             |             |            |            |             |            |            |            |             |              |            |           |             |             |
|---|------------|-------------|-------------|-------------|-------------|------------|------------|-------------|------------|------------|------------|-------------|--------------|------------|-----------|-------------|-------------|
| <b>CHRIS FORD [#42]</b>   |            |             |             |             |             |            |            |             |            |            |            |             |              |            |           |             |             |
| <b>6'5" 190 LBS 01/11/49 VILLANOVA '72</b>  |            |             |             |             |             |            |            |             |            |            |            |             |              |            |           |             |             |
| >> Transactions: Acquired from the Detroit Pistons with a 1981 second-round draft choice for Earl Tatum on August 19, 1978 (also played 3 games for Detroit in 1978-79)...Waived on October 25, 1982. |            |             |             |             |             |            |            |             |            |            |            |             |              |            |           |             |             |
| 78-79   | 78         | 2629        | 525         | 1107        | .474        | 165        | 219        | .753        | 115        | 141        | 256        | 369         | 200-2        | 114        | 24        | 1215        | 15.6        |
| 79-80   | 73         | 2115        | 330         | 709         | .465        | 86         | 114        | .754        | 77         | 104        | 181        | 215         | 178-0        | 111        | 27        | 816         | 11.2        |
| 80-81   | 82         | 2723        | 314         | 707         | .444        | 64         | 87         | .736        | 72         | 91         | 163        | 295         | 212-2        | 100        | 23        | 728         | 8.9         |
| 81-82   | 76         | 1591        | 188         | 450         | .418        | 39         | 56         | .696        | 52         | 56         | 108        | 142         | 143-0        | 42         | 10        | 435         | 5.7         |
| <b>TOTALS</b>   | <b>309</b> | <b>9058</b> | <b>1357</b> | <b>2973</b> | <b>.456</b> | <b>354</b> | <b>476</b> | <b>.744</b> | <b>316</b> | <b>392</b> | <b>708</b> | <b>1021</b> | <b>733-4</b> | <b>367</b> | <b>84</b> | <b>3194</b> | <b>10.3</b> |
| Three-Point Field Goals: 1979-80, 70-for-164 (.427); 1980-81, 36-for-109 (.330); 1981-82, 20-for-63 (.317). Totals: 126-for-336 (.375).   |            |             |             |             |             |            |            |             |            |            |            |             |              |            |           |             |             |

|   |           |            |            |            |             |           |           |             |           |           |           |           |             |           |          |            |            |
|---|-----------|------------|------------|------------|-------------|-----------|-----------|-------------|-----------|-----------|-----------|-----------|-------------|-----------|----------|------------|------------|
| <b>PLAYOFF RECORD</b>   |           |            |            |            |             |           |           |             |           |           |           |           |             |           |          |            |            |
| 79-80   | 9         | 279        | 34         | 79         | .430        | 12        | 15        | .800        | 9         | 16        | 25        | 21        | 35-1        | 14        | 6        | 82         | 9.1        |
| 80-81   | 17        | 507        | 66         | 146        | .452        | 15        | 25        | .600        | 13        | 32        | 45        | 46        | 47-0        | 14        | 1        | 154        | 9.1        |
| 81-82   | 12        | 138        | 20         | 42         | .476        | 5         | 7         | .714        | 6         | 9         | 15        | 15        | 15-0        | 3         | 1        | 47         | 3.9        |
| <b>TOTALS</b>   | <b>38</b> | <b>924</b> | <b>120</b> | <b>267</b> | <b>.449</b> | <b>32</b> | <b>47</b> | <b>.681</b> | <b>28</b> | <b>57</b> | <b>85</b> | <b>82</b> | <b>97-1</b> | <b>31</b> | <b>8</b> | <b>283</b> | <b>7.4</b> |
| Three-Point Field Goals: 1979-80, 2-for-13 (.154); 1980-81, 7-for-25 (.280); 1981-82, 2-for-7 (.286). Totals: 11-for-45 (.244). |           |            |            |            |             |           |           |             |           |           |           |           |             |           |          |            |            |

|   |   |    |   |    |      |   |   |       |   |   |   |   |     |   |   |   |     |
|---|---|----|---|----|------|---|---|-------|---|---|---|---|-----|---|---|---|-----|
| <b>JOSEPH FORTE [#40]</b>   |   |    |   |    |      |   |   |       |   |   |   |   |     |   |   |   |     |
| <b>6'4" 194 LBS 03/23/81 NORTH CAROLINA '03</b>   |   |    |   |    |      |   |   |       |   |   |   |   |     |   |   |   |     |
| >> Transactions: First round draft choice (2 <sup>nd</sup> pick overall) in 2001...Traded with Kenny Anderson and Vitaly Potapenko to the Seattle SuperSonics for Vin Baker and Shammond Williams on July 22, 2002. |   |    |   |    |      |   |   |       |   |   |   |   |     |   |   |   |     |
| 01-02   | 8 | 39 | 1 | 12 | .083 | 4 | 4 | 1.000 | 1 | 5 | 6 | 6 | 1-0 | 2 | 0 | 6 | 0.8 |
| Three-Point Field Goals: 2001-02, 0-for-3 (.000).   |   |    |   |    |      |   |   |       |   |   |   |   |     |   |   |   |     |

YEAR G MIN FGM FGA PCT FTM FTA PCT OFF DEF TOT AST PF-DQ ST BL PTS AVG

DANNY FORTSON [#27] 6'7" 260 LBS 03/27/76 CINCINNATI '98

>> Transactions: Acquired from the Denver Nuggets with Eric Williams, Eric Washington and a first-round draft choice for Ron Mercer, Popeye Jones and Dwayne Schintzius on August 3, 1999...Traded with a future draft choice to the Toronto Raptors for Alvin Williams, Sean Marks and cash considerations on February 9, 2000; trade later voided because Williams failed a physical...Traded to the Golden State Warriors as part of a four-team deal in which Boston received Robert Pack, John Williams and cash considerations from the Dallas Mavericks and a conditional first-round draft choice from the Utah Jazz, Dallas received Dana Barros from Boston, Bill Curley from Golden State and Howard Eisley from Utah, Utah received Donyell Marshall from Golden State and Bruno Sundov from Dallas and Golden State received Adam Keefe from Utah on August 16, 2000.

99-00 55 856 140 265 .528 139 189 .735 141 225 366 29 180-4 20 5 419 7.6  
Three-Point Field Goals: 1999-2000, None Attempted.

RICK FOX [#44] 6'7" 249 LBS 07/24/69 NORTH CAROLINA '91

>> Transactions: First round draft choice (24<sup>th</sup> pick overall) in 1991...Rights were renounced on July 7, 1997... Traded by the Los Angeles Lakers with Gary Payton and a conditional first round draft choice for Chuckie Atkins, Jumaane Jones and Chris Mihm on August 13, 2004...Waived to facilitate retirement.

|        |     |       |      |      |      |     |      |      |     |      |      |      |         |     |     |      |      |
|--------|-----|-------|------|------|------|-----|------|------|-----|------|------|------|---------|-----|-----|------|------|
| 91-92  | 81  | 1535  | 241  | 525  | .459 | 139 | 184  | .755 | 73  | 147  | 220  | 126  | 230-3   | 78  | 30  | 644  | 8.0  |
| 92-93  | 71  | 1082  | 184  | 380  | .484 | 81  | 101  | .802 | 55  | 104  | 159  | 113  | 133-1   | 61  | 21  | 453  | 6.4  |
| 93-94  | 82  | 2096  | 340  | 728  | .467 | 174 | 230  | .757 | 105 | 250  | 355  | 217  | 244-4   | 81  | 52  | 887  | 10.8 |
| 94-95  | 53  | 1039  | 169  | 351  | .481 | 95  | 123  | .772 | 61  | 94   | 155  | 139  | 154-1   | 52  | 19  | 464  | 8.8  |
| 95-96  | 81  | 2588  | 421  | 928  | .454 | 196 | 254  | .772 | 158 | 292  | 450  | 369  | 290-5   | 113 | 41  | 1137 | 14.0 |
| 96-97  | 76  | 2650  | 433  | 950  | .456 | 207 | 263  | .787 | 114 | 280  | 394  | 286  | 221-1   | 167 | 40  | 1174 | 15.4 |
| TOTALS | 444 | 10990 | 1788 | 3862 | .463 | 892 | 1155 | .772 | 566 | 1167 | 1733 | 1250 | 1272-15 | 552 | 203 | 4759 | 10.7 |

Three-Point Field Goals: 1991-92, 23-for-70 (.329); 1992-93, 4-for-23 (.174); 1993-94, 33-for-100 (.330); 1994-95, 31-for-75 (.413); 1995-96, 99-for-272 (.364); 1996-97, 101-for-278 (.363). Totals: 291-for-818 (.356).

PLAYOFF RECORD

|       |   |    |    |    |      |   |   |       |         |    |    |   |      |   |   |    |     |
|-------|---|----|----|----|------|---|---|-------|---------|----|----|---|------|---|---|----|-----|
| 91-92 | 8 | 67 | 11 | 23 | .478 | 4 | 4 | 1.000 | 3       | 3  | 6  | 4 | 11-0 | 2 | 2 | 29 | 3.6 |
| 92-93 | 4 | 71 | 7  | 25 | .280 | 2 | 2 | 1.000 | 8       | 11 | 19 | 5 | 7-0  | 2 | 1 | 17 | 4.3 |
| 94-95 |   |    |    |    |      |   |   |       | INJURED |    |    |   |      |   |   |    |     |

TOTALS 12 138 18 48 .375 6 6 1.000 11 14 25 9 18-0 4 3 46 3.8  
Three-Point Field Goals: 1991-92, 3-for-6 (.500); 1992-93, 1-for-3 (.333). Totals: 4-for-9 (.444).

KEVIN GAMBLE [#34] 6'5" 210 LBS 11/13/65 IOWA '87

>> Transactions: Signed as a free agent on December 15, 1988...Contract expired at the end of the 1993-94 season.

|        |     |       |      |      |      |     |     |      |     |     |      |      |        |     |     |      |      |
|--------|-----|-------|------|------|------|-----|-----|------|-----|-----|------|------|--------|-----|-----|------|------|
| 88-89  | 44  | 375   | 75   | 136  | .551 | 35  | 55  | .636 | 11  | 31  | 42   | 34   | 40-0   | 14  | 3   | 187  | 4.3  |
| 89-90  | 71  | 990   | 137  | 301  | .455 | 85  | 107 | .704 | 42  | 70  | 112  | 119  | 77-1   | 28  | 8   | 362  | 5.1  |
| 90-91  | 82  | 2706  | 548  | 933  | .587 | 185 | 227 | .815 | 85  | 182 | 267  | 256  | 237-6  | 100 | 34  | 1281 | 15.6 |
| 91-92  | 82  | 2496  | 480  | 908  | .529 | 139 | 157 | .885 | 80  | 206 | 286  | 219  | 200-2  | 75  | 37  | 1108 | 13.5 |
| 92-93  | 82  | 2541  | 459  | 906  | .507 | 123 | 149 | .826 | 46  | 200 | 246  | 226  | 185-1  | 86  | 37  | 1093 | 13.3 |
| 93-94  | 75  | 1880  | 368  | 804  | .458 | 103 | 126 | .817 | 41  | 118 | 159  | 149  | 134-0  | 57  | 22  | 864  | 11.5 |
| TOTALS | 436 | 10988 | 2067 | 3988 | .518 | 670 | 821 | .816 | 305 | 807 | 1112 | 1003 | 873-10 | 360 | 141 | 4895 | 11.2 |

Three-Point Field Goals: 1988-89, 2-for-11 (.182); 1989-90, 3-for-18 (.167); 1990-91, 0-for-7 (.000); 1991-92, 9-for-31 (.290); 1992-93, 52-for-139 (.374); 1993-94, 25-for-105 (.243). Totals: 91-for-309 (.294).

PLAYOFF RECORD

|        |    |     |     |     |      |    |    |       |    |    |    |    |      |    |   |     |      |
|--------|----|-----|-----|-----|------|----|----|-------|----|----|----|----|------|----|---|-----|------|
| 88-89  | 1  | 29  | 4   | 11  | .364 | 0  | 2  | .000  | 1  | 0  | 1  | 2  | 1-0  | 1  | 0 | 8   | 8.0  |
| 89-90  | 3  | 8   | 3   | 5   | .600 | 0  | 0  | .000  | 1  | 0  | 1  | 2  | 1-0  | 0  | 0 | 6   | 2.0  |
| 90-91  | 11 | 238 | 29  | 60  | .483 | 8  | 12 | .667  | 3  | 10 | 13 | 19 | 24-0 | 4  | 2 | 66  | 6.0  |
| 91-92  | 10 | 335 | 62  | 131 | .473 | 12 | 15 | .800  | 13 | 29 | 42 | 23 | 26-0 | 12 | 6 | 136 | 13.6 |
| 92-93  | 4  | 142 | 23  | 42  | .548 | 4  | 4  | 1.000 | 3  | 6  | 9  | 10 | 11-0 | 6  | 1 | 55  | 13.8 |
| TOTALS | 29 | 752 | 121 | 249 | .486 | 24 | 33 | .727  | 21 | 45 | 66 | 56 | 63-0 | 23 | 9 | 271 | 9.3  |

Three-Point Field Goals: 1988-89, 0-for-1 (.000); 1991-92, 0-for-2 (.000); 1992-93, 5-for-12 (.417). Totals: 5-for-15 (.333).

JACK GARFINKEL [#15, #21] 6'0" 190 LBS 06/13/18 ST. JOHN'S '41

|        |    |  |     |     |      |    |    |      |  |  |  |     |     |  |  |     |     |
|--------|----|--|-----|-----|------|----|----|------|--|--|--|-----|-----|--|--|-----|-----|
| 46-47  | 40 |  | 81  | 304 | .266 | 17 | 28 | .607 |  |  |  | 58  | 62  |  |  | 179 | 4.5 |
| 47-48  | 43 |  | 114 | 380 | .300 | 35 | 46 | .761 |  |  |  | 59  | 78  |  |  | 263 | 6.1 |
| 48-49  | 9  |  | 12  | 70  | .171 | 10 | 14 | .714 |  |  |  | 17  | 19  |  |  | 34  | 3.8 |
| TOTALS | 92 |  | 207 | 754 | .275 | 62 | 88 | .705 |  |  |  | 134 | 159 |  |  | 476 | 5.2 |

PLAYOFF RECORD

|       |   |  |   |    |      |   |    |      |  |  |  |   |    |  |  |    |     |
|-------|---|--|---|----|------|---|----|------|--|--|--|---|----|--|--|----|-----|
| 47-48 | 3 |  | 7 | 23 | .304 | 8 | 10 | .800 |  |  |  | 7 | 15 |  |  | 22 | 7.3 |
|-------|---|--|---|----|------|---|----|------|--|--|--|---|----|--|--|----|-----|

| YEAR | G | MIN | FGM | FGA | PCT | FTM | FTA | PCT | OFF | DEF | TOT | AST | PF-DQ | ST | BL | PTS | AVG |
|------|---|-----|-----|-----|-----|-----|-----|-----|-----|-----|-----|-----|-------|----|----|-----|-----|
|------|---|-----|-----|-----|-----|-----|-----|-----|-----|-----|-----|-----|-------|----|----|-----|-----|

**KEVIN GARNETT [#5]****6'11" 253 LBS 05/19/76****FARRAGUT ACADEMY (IL) '95**

>> Transactions: Acquired from Minnesota on July 31, 2007 in exchange for Ryan Gomes, Gerald Green, Al Jefferson, Theo Ratliff, Sebastian Telfair and two future first round draft choices...Traded to Brooklyn along with Paul Pierce, Jason Terry and D.J. White in exchange for Gerald Wallace, Kris Humphries, Keith Bogans, MarShon Brook, Kris Joseph, three future first round draft choices and the option to switch first round draft picks in 2017 on July 12, 2013.

|               |            |              |             |             |             |             |             |             |            |             |             |             |              |            |            |             |             |
|---------------|------------|--------------|-------------|-------------|-------------|-------------|-------------|-------------|------------|-------------|-------------|-------------|--------------|------------|------------|-------------|-------------|
| 07-08         | 71         | 2328         | 534         | 990         | .539        | 269         | 336         | .801        | 135        | 520         | 655         | 244         | 163-1        | 100        | 91         | 1337        | 18.8        |
| 08-09         | 57         | 1772         | 393         | 740         | .531        | 111         | 132         | .841        | 78         | 407         | 485         | 144         | 128-2        | 63         | 68         | 899         | 15.7        |
| 09-10         | 69         | 2060         | 402         | 772         | .521        | 185         | 221         | .837        | 78         | 428         | 506         | 185         | 170-1        | 68         | 57         | 990         | 14.3        |
| 10-11         | 71         | 2220         | 434         | 822         | .528        | 187         | 217         | .862        | 83         | 548         | 631         | 171         | 148-1        | 95         | 57         | 1056        | 14.9        |
| 11-12         | 60         | 1864         | 391         | 777         | .503        | 162         | 189         | .857        | 66         | 428         | 494         | 175         | 141-1        | 56         | 61         | 947         | 15.8        |
| 12-13         | 68         | 2022         | 422         | 850         | .496        | 158         | 201         | .786        | 75         | 455         | 530         | 159         | 154-1        | 78         | 62         | 1004        | 14.8        |
| <b>TOTALS</b> | <b>396</b> | <b>12266</b> | <b>2576</b> | <b>4951</b> | <b>.520</b> | <b>1072</b> | <b>1296</b> | <b>.827</b> | <b>515</b> | <b>2786</b> | <b>3301</b> | <b>1078</b> | <b>904-7</b> | <b>460</b> | <b>396</b> | <b>6233</b> | <b>15.7</b> |

Three-Point Field Goals: 2007-08, 0-for-11 (.000); 2008-09, 2-for-8 (.250); 2009-10, 1-for-5 (.200); 2010-11, 1-for-5 (.200); 2011-12, 3-for-9 (.333); 2012-13, 2-for-16 (.125). Totals: 9-for-54 (.167).

**PLAYOFF RECORD**

|               |                        |             |            |             |             |            |            |             |            |            |            |            |              |            |           |             |             |
|---------------|------------------------|-------------|------------|-------------|-------------|------------|------------|-------------|------------|------------|------------|------------|--------------|------------|-----------|-------------|-------------|
| 07-08         | 26                     | 987         | 217        | 438         | .495        | 94         | 116        | .810        | 72         | 202        | 274        | 87         | 74-0         | 35         | 29        | 530         | 20.4        |
| 08-09         | Did Not Play - Injured |             |            |             |             |            |            |             |            |            |            |            |              |            |           |             |             |
| 09-10         | 23                     | 766         | 149        | 301         | .495        | 47         | 56         | .839        | 32         | 138        | 170        | 58         | 74-0         | 26         | 20        | 345         | 15.0        |
| 10-11         | 9                      | 328         | 56         | 127         | .441        | 22         | 29         | .759        | 21         | 77         | 98         | 23         | 27-0         | 17         | 9         | 134         | 14.9        |
| 11-12         | 20                     | 737         | 159        | 320         | .497        | 65         | 80         | .813        | 31         | 175        | 206        | 30         | 59-0         | 23         | 29        | 384         | 19.2        |
| 12-13         | 6                      | 212         | 30         | 60          | .500        | 16         | 17         | .941        | 9          | 73         | 82         | 21         | 23-0         | 5          | 6         | 76          | 12.7        |
| <b>TOTALS</b> | <b>84</b>              | <b>3030</b> | <b>611</b> | <b>1246</b> | <b>.490</b> | <b>244</b> | <b>298</b> | <b>.819</b> | <b>165</b> | <b>665</b> | <b>830</b> | <b>219</b> | <b>257-0</b> | <b>106</b> | <b>93</b> | <b>1469</b> | <b>17.5</b> |

Three-Point Field Goals: 2007-08, 2-for-8 (.250); 2008-09, None Attempted; 2009-10, 0-for-0 (.000); 2010-11, 0-for-1 (.000); 2011-12, 1-for-4 (.250); 2012-13, 0-for-2 (.000). Totals: 3-for-17 (.177).

**MARLON GARNETT [#20]****6'2" 186 LBS 07/03/75****SANTA CLARA '97**

>> Transactions: Signed as a free agent on January 21, 1999...Waived on May 5, 1999.

|       |    |     |    |    |      |    |    |      |   |    |    |    |      |   |   |    |     |
|-------|----|-----|----|----|------|----|----|------|---|----|----|----|------|---|---|----|-----|
| 98-99 | 24 | 205 | 15 | 51 | .294 | 15 | 20 | .750 | 3 | 18 | 21 | 18 | 18-0 | 5 | 1 | 51 | 2.1 |
|-------|----|-----|----|----|------|----|----|------|---|----|----|----|------|---|---|----|-----|

Three-Point Field Goals: 1998-99, 6-for-23 (.261).

**WARD GIBSON****6'5" 198 LBS 12/06/21 D: 02/01/58****CREIGHTON '47**

|       |   |   |   |      |   |   |      |  |  |  |  |   |   |  |  |   |     |
|-------|---|---|---|------|---|---|------|--|--|--|--|---|---|--|--|---|-----|
| 49-50 | 2 | 3 | 4 | .750 | 1 | 4 | .250 |  |  |  |  | 1 | 3 |  |  | 7 | 3.5 |
|-------|---|---|---|------|---|---|------|--|--|--|--|---|---|--|--|---|-----|

Also played 30 games for Waterloo in 1949-50.

**J.R. GIDDENS [#4]****6'5" 215 LBS 02/13/85****NEW MEXICO '08**

>> Transactions: Selected in the first round (30<sup>th</sup> pick overall) of the 2008 NBA Draft...Traded to New York along with Eddie House and Bill Walker in exchange for Nate Robinson and Marcus Landry on February 18, 2010.

|               |           |            |           |           |             |          |           |             |          |           |           |          |             |          |          |           |            |
|---------------|-----------|------------|-----------|-----------|-------------|----------|-----------|-------------|----------|-----------|-----------|----------|-------------|----------|----------|-----------|------------|
| 08-09         | 6         | 8          | 2         | 3         | .667        | 0        | 0         | .000        | 2        | 1         | 3         | 0        | 1-0         | 1        | 0        | 4         | 0.7        |
| 09-10         | 21        | 98         | 9         | 21        | .429        | 6        | 12        | .500        | 4        | 16        | 20        | 6        | 10-0        | 4        | 1        | 24        | 1.1        |
| <b>TOTALS</b> | <b>27</b> | <b>106</b> | <b>11</b> | <b>24</b> | <b>.458</b> | <b>6</b> | <b>12</b> | <b>.500</b> | <b>6</b> | <b>17</b> | <b>23</b> | <b>6</b> | <b>11-0</b> | <b>5</b> | <b>1</b> | <b>28</b> | <b>1.0</b> |

Three-Point Field Goals: 2008-09, 0-for-0 (.000); 2009-10, 0-for-2 (.000). Totals: 0-for-2 (.000).

**ARTIS GILMORE [#53]****7'2" 265 LBS 09/21/49****JACKSONVILLE '71**

>> Transactions: Signed as a free agent on January 8, 1980 (also played 24 games for Chicago in 1987-88)...Contract expired at the end of the 1987-88 season.

|       |    |     |    |     |      |    |    |      |    |    |     |    |      |    |    |     |     |
|-------|----|-----|----|-----|------|----|----|------|----|----|-----|----|------|----|----|-----|-----|
| 87-88 | 47 | 521 | 58 | 101 | .574 | 48 | 91 | .527 | 54 | 94 | 148 | 12 | 94-0 | 10 | 18 | 164 | 3.5 |
|-------|----|-----|----|-----|------|----|----|------|----|----|-----|----|------|----|----|-----|-----|

Three-Point Field Goals: None Attempted.

**PLAYOFF RECORD**

|       |    |    |   |   |      |   |    |      |   |    |    |   |      |   |   |    |     |
|-------|----|----|---|---|------|---|----|------|---|----|----|---|------|---|---|----|-----|
| 87-88 | 14 | 86 | 4 | 8 | .500 | 7 | 14 | .500 | 4 | 16 | 20 | 1 | 14-0 | 0 | 4 | 15 | 1.1 |
|-------|----|----|---|---|------|---|----|------|---|----|----|---|------|---|---|----|-----|

Three-Point Field Goals: None Attempted.

**CLARENCE GLOVER [#28]****6'8" 210 LBS 11/01/47****WESTERN KENTUCKY '71**

>> Transactions: First round draft choice (10<sup>th</sup> pick overall) in 1971.

|       |    |     |    |    |      |    |    |      |  |  |    |   |      |  |  |    |     |
|-------|----|-----|----|----|------|----|----|------|--|--|----|---|------|--|--|----|-----|
| 71-72 | 25 | 119 | 25 | 55 | .455 | 15 | 32 | .469 |  |  | 46 | 4 | 26-0 |  |  | 65 | 2.6 |
|-------|----|-----|----|----|------|----|----|------|--|--|----|---|------|--|--|----|-----|

**PLAYOFF RECORD**

|       |   |    |   |   |      |   |   |       |  |  |   |   |     |  |  |   |     |
|-------|---|----|---|---|------|---|---|-------|--|--|---|---|-----|--|--|---|-----|
| 71-72 | 3 | 10 | 2 | 6 | .333 | 2 | 2 | 1.000 |  |  | 3 | 0 | 1-0 |  |  | 6 | 2.0 |
|-------|---|----|---|---|------|---|---|-------|--|--|---|---|-----|--|--|---|-----|

**RYAN GOMES [#4]****6'7" 250 LBS 09/01/82****PROVIDENCE '05**

>> Transactions: Second round draft choice (50<sup>th</sup> overall) in 2005 NBA Draft...Traded to Minnesota along with Gerald Green, Al Jefferson, Theo Ratliff, Sebastian Telfair and a future draft choice in exchange for Kevin Garnett on July 31, 2007...Acquired as part of a three-team trade that saw Boston also acquire guard Jerryd Bayless on January 6, 2014...Was immediately waived upon completion of the trade.

|               |            |             |            |             |             |            |            |             |            |            |            |            |              |           |           |             |             |
|---------------|------------|-------------|------------|-------------|-------------|------------|------------|-------------|------------|------------|------------|------------|--------------|-----------|-----------|-------------|-------------|
| 05-06         | 61         | 1376        | 173        | 355         | .487        | 112        | 149        | .752        | 102        | 196        | 298        | 58         | 83-1         | 35        | 5         | 461         | 7.6         |
| 06-07         | 73         | 2275        | 338        | 723         | .467        | 189        | 233        | .811        | 125        | 282        | 407        | 119        | 169-1        | 48        | 13        | 881         | 11.7        |
| <b>TOTALS</b> | <b>134</b> | <b>3651</b> | <b>511</b> | <b>1078</b> | <b>.474</b> | <b>301</b> | <b>382</b> | <b>.788</b> | <b>227</b> | <b>478</b> | <b>705</b> | <b>177</b> | <b>252-2</b> | <b>83</b> | <b>18</b> | <b>1342</b> | <b>10.0</b> |

Three-Point Field Goals: 2005-06, 3-for-9 (.333); 2006-07, 16-for-42 (.381); Totals: 19-for-51 (.373).

| YEAR | G | MIN | FGM | FGA | PCT | FTM | FTA | PCT | OFF | DEF | TOT | AST | PF-DQ | ST | BL | PTS | AVG |
|------|---|-----|-----|-----|-----|-----|-----|-----|-----|-----|-----|-----|-------|----|----|-----|-----|
|------|---|-----|-----|-----|-----|-----|-----|-----|-----|-----|-----|-----|-------|----|----|-----|-----|

|                         |             |                |                 |                                |
|-------------------------|-------------|----------------|-----------------|--------------------------------|
| <b>MAL GRAHAM [#11]</b> | <b>6'1"</b> | <b>185 LBS</b> | <b>02/23/45</b> | <b>NEW YORK UNIVERSITY '67</b> |
|-------------------------|-------------|----------------|-----------------|--------------------------------|

>> Transactions: First round draft choice (11<sup>th</sup> pick overall) in 1967.

|               |           |            |            |            |             |           |            |             |  |  |            |           |              |  |  |            |            |
|---------------|-----------|------------|------------|------------|-------------|-----------|------------|-------------|--|--|------------|-----------|--------------|--|--|------------|------------|
| 67-68         | 48        | 786        | 117        | 272        | .430        | 56        | 88         | .636        |  |  | 94         | 61        | 123-0        |  |  | 290        | 6.0        |
| 68-69         | 22        | 103        | 13         | 55         | .236        | 11        | 14         | .786        |  |  | 24         | 14        | 27-0         |  |  | 37         | 1.7        |
| <b>TOTALS</b> | <b>70</b> | <b>889</b> | <b>130</b> | <b>327</b> | <b>.398</b> | <b>67</b> | <b>102</b> | <b>.657</b> |  |  | <b>118</b> | <b>75</b> | <b>150-0</b> |  |  | <b>327</b> | <b>4.7</b> |

**PLAYOFF RECORD**

|               |          |           |          |          |             |          |          |             |  |  |          |          |            |  |  |          |            |
|---------------|----------|-----------|----------|----------|-------------|----------|----------|-------------|--|--|----------|----------|------------|--|--|----------|------------|
| 67-68         | 5        | 22        | 2        | 5        | .400        | 1        | 3        | .333        |  |  | 4        | 1        | 3-0        |  |  | 5        | 1.0        |
| 68-69         | 2        | 3         | 0        | 2        | .000        | 0        | 0        | .000        |  |  | 0        | 1        | 0-0        |  |  | 0        | 0.0        |
| <b>TOTALS</b> | <b>7</b> | <b>25</b> | <b>2</b> | <b>7</b> | <b>.286</b> | <b>1</b> | <b>3</b> | <b>.333</b> |  |  | <b>4</b> | <b>2</b> | <b>3-0</b> |  |  | <b>5</b> | <b>0.7</b> |

|                            |             |                |                 |                        |
|----------------------------|-------------|----------------|-----------------|------------------------|
| <b>RON GRANDISON [#31]</b> | <b>6'8"</b> | <b>217 LBS</b> | <b>07/09/64</b> | <b>NEW ORLEANS '87</b> |
|----------------------------|-------------|----------------|-----------------|------------------------|

>> Transactions: Signed as a free agent on September 27, 1988.

|  |    |     |    |     |      |    |    |      |    |    |    |    |      |    |   |     |     |
|--|----|-----|----|-----|------|----|----|------|----|----|----|----|------|----|---|-----|-----|
| 88-89  | 72 | 528 | 59 | 142 | .415 | 59 | 80 | .738 | 47 | 45 | 92 | 42 | 71-0 | 18 | 3 | 177 | 2.5 |
| Three-Point Field Goals: 1988-89, 0-for-10 (.000). |    |     |    |     |      |    |    |      |    |    |    |    |      |    |   |     |     |

|                         |             |                |                             |                              |
|-------------------------|-------------|----------------|-----------------------------|------------------------------|
| <b>WYNDOL GRAY [#4]</b> | <b>6'1"</b> | <b>175 LBS</b> | <b>03/20/22 D: 01/29/94</b> | <b>HARVARD/BOWLING GREEN</b> |
|-------------------------|-------------|----------------|-----------------------------|------------------------------|

|       |    |  |     |     |      |    |     |      |  |  |  |    |     |  |  |     |     |
|-------|----|--|-----|-----|------|----|-----|------|--|--|--|----|-----|--|--|-----|-----|
| 46-47 | 55 |  | 139 | 476 | .292 | 72 | 124 | .581 |  |  |  | 47 | 105 |  |  | 350 | 6.4 |
|-------|----|--|-----|-----|------|----|-----|------|--|--|--|----|-----|--|--|-----|-----|

|                          |             |                |                 |                                     |
|--------------------------|-------------|----------------|-----------------|-------------------------------------|
| <b>GERALD GREEN [#5]</b> | <b>6'8"</b> | <b>200 LBS</b> | <b>01/26/86</b> | <b>GULF SHORES ACADEMY (HS) '05</b> |
|--------------------------|-------------|----------------|-----------------|-------------------------------------|

>> Transactions: First round draft choice (18<sup>th</sup> overall pick) in 2005 NBA Draft...Traded to Minnesota along with Ryan Gomes, Al Jefferson, Theo Ratliff, Sebastian Telfair and a future draft choice in exchange for Kevin Garnett on July 31, 2007.

|               |            |             |            |            |             |            |            |             |           |            |            |            |              |           |           |             |            |
|---------------|------------|-------------|------------|------------|-------------|------------|------------|-------------|-----------|------------|------------|------------|--------------|-----------|-----------|-------------|------------|
| 05-06         | 32         | 374         | 66         | 138        | .478        | 29         | 37         | .784        | 10        | 31         | 41         | 18         | 41-1         | 13        | 4         | 167         | 5.2        |
| 06-07         | 81         | 1780        | 310        | 739        | .419        | 128        | 159        | .805        | 68        | 140        | 208        | 83         | 198-1        | 41        | 24        | 843         | 10.4       |
| <b>TOTALS</b> | <b>113</b> | <b>2154</b> | <b>376</b> | <b>877</b> | <b>.429</b> | <b>157</b> | <b>196</b> | <b>.801</b> | <b>78</b> | <b>171</b> | <b>249</b> | <b>101</b> | <b>239-2</b> | <b>54</b> | <b>28</b> | <b>1010</b> | <b>8.9</b> |

Three-Point Field Goals: 2005-06, 6-for-20 (.300); 2006-07, 95-for-258 (.368). Totals: 101-for-278 (.278).

|                           |             |                |                 |                     |
|---------------------------|-------------|----------------|-----------------|---------------------|
| <b>RICKEY GREEN [#13]</b> | <b>6'0"</b> | <b>172 LBS</b> | <b>08/18/54</b> | <b>MICHIGAN '77</b> |
|---------------------------|-------------|----------------|-----------------|---------------------|

>> Transactions: Signed as a free agent on September 6, 1991...Waived on March 23, 1992.

|   |    |     |    |     |      |    |    |      |   |    |    |    |      |    |   |     |     |
|---|----|-----|----|-----|------|----|----|------|---|----|----|----|------|----|---|-----|-----|
| 91-92   | 26 | 367 | 45 | 101 | .446 | 13 | 18 | .722 | 3 | 21 | 24 | 68 | 28-0 | 17 | 1 | 106 | 4.1 |
| Three-Point Field Goals: 1991-92, 1-for-4 (.250). |    |     |    |     |      |    |    |      |   |    |    |    |      |    |   |     |     |

|                           |             |                |                             |                     |
|---------------------------|-------------|----------------|-----------------------------|---------------------|
| <b>SIHUGO GREEN [#28]</b> | <b>6'2"</b> | <b>185 LBS</b> | <b>08/20/34 D: 10/04/80</b> | <b>DUQUESNE '56</b> |
|---------------------------|-------------|----------------|-----------------------------|---------------------|

|       |    |    |    |    |      |   |    |      |  |  |    |   |      |  |  |    |     |
|-------|----|----|----|----|------|---|----|------|--|--|----|---|------|--|--|----|-----|
| 65-66 | 10 | 92 | 12 | 31 | .387 | 8 | 16 | .500 |  |  | 11 | 9 | 16-0 |  |  | 32 | 3.2 |
|-------|----|----|----|----|------|---|----|------|--|--|----|---|------|--|--|----|-----|

|                          |             |                |                 |                                |
|--------------------------|-------------|----------------|-----------------|--------------------------------|
| <b>ORIEN GREENE [#0]</b> | <b>6'4"</b> | <b>208 LBS</b> | <b>02/04/82</b> | <b>LOUISIANA-LAFAYETTE '05</b> |
|--------------------------|-------------|----------------|-----------------|--------------------------------|

>> Transactions: Second round draft choice (53<sup>rd</sup> pick overall) in 2005...Waived on June 30, 2006.

|  |    |      |     |     |      |    |    |      |    |     |     |     |       |    |    |     |     |
|--|----|------|-----|-----|------|----|----|------|----|-----|-----|-----|-------|----|----|-----|-----|
| 05-06  | 80 | 1235 | 100 | 253 | .395 | 45 | 68 | .662 | 37 | 108 | 145 | 129 | 181-1 | 77 | 10 | 254 | 3.2 |
| Three-Point Field Goals: 2005-06, 9-for-40 (.225). |    |      |     |     |      |    |    |      |    |     |     |     |       |    |    |     |     |

|                             |             |                |                 |                       |
|-----------------------------|-------------|----------------|-----------------|-----------------------|
| <b>ADRIAN GRIFFIN [#44]</b> | <b>6'5"</b> | <b>215 LBS</b> | <b>07/04/74</b> | <b>SETON HALL '96</b> |
|-----------------------------|-------------|----------------|-----------------|-----------------------|

>> Transactions: Signed as a free agent on August 1, 1999...Contract was not renewed after the 2000-01 season.

|               |            |             |            |            |             |            |            |             |            |            |            |            |              |            |           |            |            |
|---------------|------------|-------------|------------|------------|-------------|------------|------------|-------------|------------|------------|------------|------------|--------------|------------|-----------|------------|------------|
| 99-00         | 72         | 1927        | 175        | 413        | .424        | 119        | 158        | .753        | 128        | 244        | 372        | 177        | 222-3        | 116        | 15        | 485        | 6.7        |
| 00-01         | 44         | 377         | 33         | 97         | .340        | 18         | 24         | .750        | 27         | 60         | 87         | 27         | 45-0         | 18         | 5         | 93         | 2.1        |
| <b>TOTALS</b> | <b>116</b> | <b>2304</b> | <b>208</b> | <b>510</b> | <b>.408</b> | <b>137</b> | <b>182</b> | <b>.753</b> | <b>155</b> | <b>304</b> | <b>459</b> | <b>204</b> | <b>267-3</b> | <b>134</b> | <b>20</b> | <b>578</b> | <b>5.0</b> |

Three-Point Field Goals: 1999-00, 16-for-57 (.281); 2000-01, 9-for-26 (.346). Totals: 25-for-83 (.301).

|                            |             |                |                 |                              |
|----------------------------|-------------|----------------|-----------------|------------------------------|
| <b>GENE GUARILIA [#20]</b> | <b>6'5"</b> | <b>220 LBS</b> | <b>09/13/37</b> | <b>GEORGE WASHINGTON '59</b> |
|----------------------------|-------------|----------------|-----------------|------------------------------|

>> Transactions: Second round draft choice (16<sup>th</sup> pick overall) in 1959.

|               |            |             |            |            |             |           |            |             |  |  |            |           |              |  |  |            |            |
|---------------|------------|-------------|------------|------------|-------------|-----------|------------|-------------|--|--|------------|-----------|--------------|--|--|------------|------------|
| 59-60         | 48         | 423         | 58         | 154        | .377        | 29        | 41         | .707        |  |  | 85         | 18        | 57-1         |  |  | 145        | 3.0        |
| 60-61         | 25         | 209         | 38         | 94         | .404        | 3         | 10         | .300        |  |  | 71         | 5         | 28-0         |  |  | 79         | 3.2        |
| 61-62         | 45         | 367         | 61         | 161        | .379        | 41        | 64         | .641        |  |  | 124        | 11        | 56-0         |  |  | 163        | 3.6        |
| 62-63         | 11         | 83          | 11         | 38         | .289        | 4         | 11         | .364        |  |  | 14         | 2         | 5-0          |  |  | 26         | 2.4        |
| <b>TOTALS</b> | <b>129</b> | <b>1082</b> | <b>168</b> | <b>447</b> | <b>.376</b> | <b>77</b> | <b>126</b> | <b>.611</b> |  |  | <b>294</b> | <b>36</b> | <b>146-1</b> |  |  | <b>413</b> | <b>3.2</b> |

**PLAYOFF RECORD**

|               |           |           |          |           |             |          |           |             |  |  |           |          |             |  |  |           |            |
|---------------|-----------|-----------|----------|-----------|-------------|----------|-----------|-------------|--|--|-----------|----------|-------------|--|--|-----------|------------|
| 59-60         | 7         | 41        | 4        | 18        | .222        | 6        | 6         | 1.000       |  |  | 19        | 3        | 4-0         |  |  | 14        | 2.0        |
| 61-62         | 5         | 26        | 2        | 8         | .250        | 2        | 5         | .400        |  |  | 4         | 1        | 6-0         |  |  | 6         | 1.2        |
| <b>TOTALS</b> | <b>12</b> | <b>67</b> | <b>6</b> | <b>26</b> | <b>.231</b> | <b>8</b> | <b>11</b> | <b>.727</b> |  |  | <b>23</b> | <b>4</b> | <b>10-0</b> |  |  | <b>20</b> | <b>1.7</b> |

| YEAR | G | MIN | FGM | FGA | PCT | FTM | FTA | PCT | OFF | DEF | TOT | AST | PF-DQ | ST | BL | PTS | AVG |
|------|---|-----|-----|-----|-----|-----|-----|-----|-----|-----|-----|-----|-------|----|----|-----|-----|
|------|---|-----|-----|-----|-----|-----|-----|-----|-----|-----|-----|-----|-------|----|----|-----|-----|

**TOM GUGLIOTTA [#7] 6'10" 250 LBS 12/19/69 NORTH CAROLINA STATE '92**

&gt;&gt; Transactions: Signed as a free agent on August 16, 2004...Traded with Gary Payton, Michael Stewart and a first round draft choice to the Atlanta Hawks for Antoine Walker on February 24, 2005.

|       |    |     |    |    |      |   |   |      |    |    |    |    |      |   |   |    |     |
|-------|----|-----|----|----|------|---|---|------|----|----|----|----|------|---|---|----|-----|
| 04-05 | 20 | 218 | 11 | 37 | .297 | 4 | 6 | .667 | 15 | 28 | 43 | 12 | 23-0 | 9 | 4 | 26 | 1.3 |
|-------|----|-----|----|----|------|---|---|------|----|----|----|----|------|---|---|----|-----|

 Three-Point Field Goals: None Attempted.

**CHARLES HALBERT [#11] 6'9" 225 LBS 02/27/19 D: 03/14/13 WEST TEXAS '42**

|       |    |  |    |     |      |     |     |      |  |  |  |    |    |  |  |     |     |
|-------|----|--|----|-----|------|-----|-----|------|--|--|--|----|----|--|--|-----|-----|
| 48-49 | 33 |  | 99 | 338 | .293 | 112 | 188 | .596 |  |  |  | 61 | 97 |  |  | 310 | 9.4 |
|-------|----|--|----|-----|------|-----|-----|------|--|--|--|----|----|--|--|-----|-----|

 Also played 27 games for Providence in 1948-49.

**STEVE HAMER [#42] 7'0" 245 LBS 11/13/73 TENNESSEE '96**

 >> Transactions: Second round draft choice (38<sup>th</sup> pick overall) in 1996...Rights were renounced on July 7, 1997.

|       |    |     |    |    |      |    |    |      |    |    |    |   |      |   |   |    |     |
|-------|----|-----|----|----|------|----|----|------|----|----|----|---|------|---|---|----|-----|
| 96-97 | 35 | 268 | 30 | 57 | .526 | 16 | 29 | .552 | 17 | 43 | 60 | 7 | 39-0 | 2 | 4 | 76 | 2.2 |
|-------|----|-----|----|----|------|----|----|------|----|----|----|---|------|---|---|----|-----|

 Three-Point Field Goals: 1996-97, 0-for-2 (.000).

**THOMAS HAMILTON [#30] 7'2" 360 LBS 04/03/75 PITTSBURGH '97**

&gt;&gt; Transactions: Signed as a free agent on November 24, 1995...Waived on June 28, 1996.

|       |    |    |   |    |      |   |    |      |    |    |    |   |      |   |   |    |     |
|-------|----|----|---|----|------|---|----|------|----|----|----|---|------|---|---|----|-----|
| 95-96 | 11 | 70 | 9 | 31 | .290 | 7 | 18 | .389 | 10 | 12 | 22 | 1 | 12-0 | 0 | 9 | 25 | 2.3 |
|-------|----|----|---|----|------|---|----|------|----|----|----|---|------|---|---|----|-----|

 Three-Point Field Goals: 1995-96, None Attempted.

**CECIL HANKINS [#5] 6'1" 175 LBS 01/06/22 D: 06/03/02 OKLAHOMA STATE '46**

|       |    |  |    |     |      |    |    |      |  |  |  |   |    |  |  |    |     |
|-------|----|--|----|-----|------|----|----|------|--|--|--|---|----|--|--|----|-----|
| 47-48 | 25 |  | 23 | 116 | .198 | 24 | 35 | .686 |  |  |  | 8 | 28 |  |  | 70 | 2.8 |
|-------|----|--|----|-----|------|----|----|------|--|--|--|---|----|--|--|----|-----|

**PHIL HANKINSON [#20] 6'8" 195 LBS 07/26/51 D: 11/19/96 PENN '73**

 >> Transactions: Second round draft choice (35<sup>th</sup> pick overall) in 1973.

|               |           |            |           |            |             |           |           |             |           |           |           |          |             |          |          |            |            |
|---------------|-----------|------------|-----------|------------|-------------|-----------|-----------|-------------|-----------|-----------|-----------|----------|-------------|----------|----------|------------|------------|
| 73-74         | 28        | 163        | 50        | 103        | .485        | 10        | 13        | .769        | 22        | 28        | 50        | 4        | 18-0        | 3        | 1        | 110        | 3.9        |
| 74-75         | 3         | 24         | 6         | 11         | .545        | 0         | 0         | .000        | 1         | 6         | 7         | 2        | 3-0         | 1        | 0        | 12         | 4.0        |
| <b>TOTALS</b> | <b>31</b> | <b>187</b> | <b>56</b> | <b>114</b> | <b>.491</b> | <b>10</b> | <b>13</b> | <b>.769</b> | <b>23</b> | <b>34</b> | <b>57</b> | <b>6</b> | <b>21-0</b> | <b>4</b> | <b>1</b> | <b>122</b> | <b>3.9</b> |

**PLAYOFF RECORD**

|               |          |          |          |          |             |          |          |              |          |          |          |          |            |          |          |          |            |
|---------------|----------|----------|----------|----------|-------------|----------|----------|--------------|----------|----------|----------|----------|------------|----------|----------|----------|------------|
| 73-74         | 2        | 5        | 2        | 4        | .500        | 2        | 2        | 1.000        | 0        | 1        | 1        | 0        | 0-0        | 0        | 1        | 6        | 3.0        |
| 74-75         | 2        | 3        | 1        | 3        | .333        | 0        | 0        | .000         | 2        | 0        | 2        | 0        | 0-0        | 0        | 1        | 2        | 1.0        |
| <b>TOTALS</b> | <b>4</b> | <b>8</b> | <b>3</b> | <b>7</b> | <b>.429</b> | <b>2</b> | <b>2</b> | <b>1.000</b> | <b>2</b> | <b>1</b> | <b>3</b> | <b>0</b> | <b>0-0</b> | <b>0</b> | <b>2</b> | <b>8</b> | <b>2.0</b> |

**REGGIE HANSON [#34] 6'8" 195 LBS 10/08/68 KENTUCKY '91**

&gt;&gt; Transactions: Signed to the first of two consecutive ten-day contracts on March 25, 1998.

|       |   |    |   |   |      |   |   |      |   |   |   |   |     |   |   |   |     |
|-------|---|----|---|---|------|---|---|------|---|---|---|---|-----|---|---|---|-----|
| 97-98 | 8 | 26 | 3 | 6 | .500 | 0 | 0 | .000 | 3 | 3 | 6 | 1 | 8-0 | 2 | 1 | 6 | 0.8 |
|-------|---|----|---|---|------|---|---|------|---|---|---|---|-----|---|---|---|-----|

 Three-Point Field Goals: None Attempted.

**LUKE HARANGODY [#55] 6'8" 246 LBS 01/02/88 NOTRE DAME '10**

 >> Transactions: Second round draft choice (52<sup>nd</sup> overall pick) in the 2010 NBA Draft...Traded along with Semih Erden to the Cleveland Cavaliers in exchange for a future second round draft pick on February 24, 2011.

|       |    |     |    |    |      |   |   |      |    |    |    |    |      |   |   |    |     |
|-------|----|-----|----|----|------|---|---|------|----|----|----|----|------|---|---|----|-----|
| 10-11 | 28 | 241 | 28 | 71 | .394 | 5 | 8 | .625 | 17 | 38 | 55 | 16 | 36-0 | 4 | 7 | 63 | 2.3 |
|-------|----|-----|----|----|------|---|---|------|----|----|----|----|------|---|---|----|-----|

 Three-Point Field Goals: 2010-11, 2-for-10 (.200).

**BOB HARRIS [#13, #18] 6'7" 195 LBS 03/16/27 D: 04/77 OKLAHOMA STATE '49**

|               |            |      |            |             |             |            |            |             |  |  |             |            |               |  |  |             |            |
|---------------|------------|------|------------|-------------|-------------|------------|------------|-------------|--|--|-------------|------------|---------------|--|--|-------------|------------|
| 50-51         |            |      |            |             |             |            |            |             |  |  |             |            |               |  |  |             |            |
| 51-52         | 66         | 1899 | 190        | 463         | .410        | 133        | 209        | .641        |  |  | 531         | 120        | 194-5         |  |  | 514         | 7.8        |
| 52-53         | 70         | 1971 | 192        | 459         | .418        | 133        | 226        | .588        |  |  | 485         | 95         | 238-6         |  |  | 517         | 7.4        |
| 53-54         | 71         | 1898 | 156        | 409         | .381        | 108        | 172        | .628        |  |  | 517         | 94         | 224-8         |  |  | 420         | 5.9        |
| <b>TOTALS</b> | <b>207</b> |      | <b>538</b> | <b>1331</b> | <b>.404</b> | <b>375</b> | <b>607</b> | <b>.618</b> |  |  | <b>1533</b> | <b>309</b> | <b>656-19</b> |  |  | <b>1451</b> | <b>7.0</b> |

**PLAYOFF RECORD**

|               |           |     |           |           |             |           |           |             |  |  |            |           |             |  |  |            |            |
|---------------|-----------|-----|-----------|-----------|-------------|-----------|-----------|-------------|--|--|------------|-----------|-------------|--|--|------------|------------|
| 50-51         | 2         |     | 1         | 10        | .100        | 5         | 7         | .714        |  |  | 4          | 2         | 4-0         |  |  | 7          | 3.5        |
| 51-52         | 3         | 87  | 9         | 21        | .429        | 5         | 5         | 1.000       |  |  | 25         | 4         | 16-1        |  |  | 23         | 7.7        |
| 52-53         | 6         | 193 | 16        | 35        | .457        | 18        | 24        | .750        |  |  | 56         | 12        | 28-3        |  |  | 50         | 8.3        |
| 53-54         | 6         | 150 | 16        | 25        | .640        | 16        | 23        | .696        |  |  | 35         | 3         | 25-1        |  |  | 48         | 8.0        |
| <b>TOTALS</b> | <b>17</b> |     | <b>42</b> | <b>91</b> | <b>.462</b> | <b>44</b> | <b>59</b> | <b>.746</b> |  |  | <b>120</b> | <b>21</b> | <b>73-5</b> |  |  | <b>128</b> | <b>7.5</b> |

Also played for Fort Wayne in 1950-51. Games played for Boston were not recorded.

**TONY HARRIS [#43] 6'3" 190 LBS 05/13/67 NEW ORLEANS '90**

&gt;&gt; Transactions: Signed to the first of two consecutive ten-day contracts on March 6, 1994...Waived on March 23, 1994...Re-signed on March 9, 1994...Waived on December 28, 1994.

|               |          |            |           |           |             |           |           |             |          |          |           |          |             |          |          |           |            |
|---------------|----------|------------|-----------|-----------|-------------|-----------|-----------|-------------|----------|----------|-----------|----------|-------------|----------|----------|-----------|------------|
| 93-94         | 5        | 88         | 9         | 31        | .290        | 23        | 25        | .920        | 3        | 7        | 10        | 8        | 8-0         | 4        | 0        | 44        | 8.8        |
| 94-95         | 3        | 18         | 3         | 8         | .375        | 8         | 9         | .889        | 0        | 0        | 0         | 0        | 2-0         | 0        | 0        | 14        | 4.7        |
| <b>TOTALS</b> | <b>8</b> | <b>106</b> | <b>12</b> | <b>39</b> | <b>.308</b> | <b>31</b> | <b>34</b> | <b>.912</b> | <b>3</b> | <b>7</b> | <b>10</b> | <b>8</b> | <b>10-0</b> | <b>4</b> | <b>0</b> | <b>56</b> | <b>7.0</b> |

Three-Point Field Goals: 1993-94, 3-for-9 (.333); 1994-95, 0-for-1 (.000). Totals: 3-for-10 (.300).

YEAR G MIN FGM FGA PCT FTM FTA PCT OFF DEF TOT AST PF-DQ ST BL PTS AVG

JOHN HAVLICEK [#17] 6'5" 205 LBS 04/08/40 OHIO STATE '62

>> Transactions: First round draft choice (7<sup>th</sup> pick overall) in 1962...Retired in 1978.

|        |      |       |       |       |      |      |      |      |     |      |      |      |         |     |     |       |      |
|--------|------|-------|-------|-------|------|------|------|------|-----|------|------|------|---------|-----|-----|-------|------|
| 62-63  | 80   | 2200  | 483   | 1085  | .445 | 174  | 239  | .728 |     |      | 534  | 179  | 189-2   |     |     | 1140  | 14.3 |
| 63-64  | 80   | 2587  | 640   | 1535  | .417 | 315  | 422  | .746 |     |      | 428  | 238  | 227-1   |     |     | 1595  | 19.9 |
| 64-65  | 75   | 2169  | 570   | 1420  | .401 | 235  | 316  | .744 |     |      | 371  | 199  | 200-2   |     |     | 1375  | 18.3 |
| 65-66  | 71   | 2175  | 530   | 1328  | .399 | 214  | 349  | .785 |     |      | 423  | 210  | 158-1   |     |     | 1334  | 18.8 |
| 66-67  | 81   | 2602  | 684   | 1540  | .444 | 365  | 441  | .828 |     |      | 532  | 278  | 210-0   |     |     | 1733  | 21.4 |
| 67-68  | 82   | 2921  | 666   | 1551  | .429 | 368  | 453  | .812 |     |      | 546  | 384  | 237-2   |     |     | 1700  | 20.7 |
| 68-69  | 82   | 3174  | 692   | 1709  | .405 | 387  | 496  | .780 |     |      | 570  | 441  | 247-0   |     |     | 1771  | 21.6 |
| 69-70  | 81   | 3369  | 736   | 1585  | .464 | 488  | 578  | .844 |     |      | 635  | 550  | 211-1   |     |     | 1960  | 24.2 |
| 70-71  | 81   | 3678  | 892   | 1982  | .450 | 554  | 677  | .818 |     |      | 730  | 607  | 200-0   |     |     | 2358  | 28.9 |
| 71-72  | 82   | 3698  | 897   | 1957  | .458 | 458  | 549  | .834 |     |      | 672  | 614  | 183-1   |     |     | 2252  | 27.5 |
| 72-73  | 80   | 3367  | 766   | 1704  | .450 | 370  | 431  | .858 |     |      | 567  | 529  | 195-1   |     |     | 1902  | 23.8 |
| 73-74  | 76   | 3091  | 685   | 1502  | .456 | 346  | 416  | .832 | 138 | 349  | 487  | 447  | 196-1   | 95  | 32  | 1716  | 22.6 |
| 74-75  | 82   | 3132  | 642   | 1411  | .455 | 289  | 332  | .870 | 154 | 330  | 484  | 432  | 231-2   | 110 | 16  | 1573  | 19.2 |
| 75-76  | 76   | 2598  | 504   | 1121  | .450 | 281  | 333  | .844 | 116 | 198  | 314  | 278  | 204-1   | 97  | 29  | 1289  | 17.0 |
| 76-77  | 79   | 2913  | 580   | 1283  | .452 | 235  | 288  | .816 | 109 | 273  | 382  | 400  | 208-4   | 84  | 18  | 1395  | 17.7 |
| 77-78  | 82   | 2797  | 546   | 1217  | .449 | 230  | 269  | .855 | 93  | 239  | 332  | 328  | 185-2   | 90  | 22  | 1322  | 16.1 |
| TOTALS | 1270 | 46471 | 10513 | 23930 | .439 | 5369 | 6589 | .815 | 610 | 1389 | 8007 | 6114 | 3281-21 | 476 | 117 | 26395 | 20.8 |

PLAYOFF RECORD

|        |     |      |      |      |      |     |      |      |    |     |      |     |       |    |    |      |      |
|--------|-----|------|------|------|------|-----|------|------|----|-----|------|-----|-------|----|----|------|------|
| 62-63  | 11  | 254  | 56   | 125  | .488 | 18  | 27   | .667 |    |     | 53   | 17  | 28-1  |    |    | 130  | 11.8 |
| 63-64  | 10  | 289  | 61   | 159  | .384 | 53  | 44   | .795 |    |     | 43   | 32  | 26-0  |    |    | 157  | 15.7 |
| 64-65  | 12  | 405  | 88   | 250  | .352 | 46  | 55   | .836 |    |     | 88   | 29  | 44-1  |    |    | 22   | 18.5 |
| 65-66  | 17  | 719  | 153  | 374  | .409 | 95  | 113  | .841 |    |     | 154  | 70  | 69-2  |    |    | 401  | 23.6 |
| 66-67  | 9   | 330  | 95   | 212  | .448 | 57  | 71   | .803 |    |     | 73   | 28  | 30-0  |    |    | 247  | 27.4 |
| 67-68  | 19  | 862  | 184  | 407  | .452 | 125 | 151  | .828 |    |     | 164  | 142 | 67-1  |    |    | 493  | 25.9 |
| 68-69  | 18  | 850  | 170  | 382  | .445 | 118 | 138  | .855 |    |     | 179  | 100 | 58-2  |    |    | 458  | 25.4 |
| 71-72  | 11  | 517  | 108  | 235  | .460 | 85  | 99   | .859 |    |     | 92   | 70  | 35-1  |    |    | 301  | 27.4 |
| 72-73  | 12  | 479  | 112  | 235  | .477 | 61  | 74   | .824 |    |     | 62   | 65  | 24-0  |    |    | 285  | 23.8 |
| 73-74  | 18  | 811  | 199  | 411  | .484 | 89  | 101  | .881 | 28 | 88  | 116  | 108 | 43-0  | 24 | 6  | 487  | 27.1 |
| 74-75  | 11  | 464  | 83   | 192  | .432 | 66  | 76   | .868 | 18 | 39  | 57   | 51  | 38-1  | 16 | 1  | 232  | 21.1 |
| 75-76  | 15  | 505  | 80   | 180  | .444 | 38  | 47   | .809 | 18 | 38  | 56   | 51  | 22-0  | 12 | 5  | 198  | 13.2 |
| 76-77  | 9   | 375  | 62   | 167  | .371 | 41  | 50   | .820 | 15 | 34  | 49   | 62  | 33-0  | 8  | 4  | 165  | 18.3 |
| TOTALS | 172 | 6860 | 1451 | 3329 | .436 | 874 | 1046 | .836 | 79 | 199 | 1186 | 825 | 517-9 | 60 | 16 | 3776 | 22.0 |

MICHAEL HAWKINS [#5] 6'0" 180 LBS 10/28/72 XAVIER (OH) '95

>> Transactions: Signed to the first of two consecutive ten-day contracts on February 8, 1992...Re-signed for the remainder of the season on March 7, 1992...Rights renounced on July 7, 1997.

|   |    |     |    |    |      |    |    |      |   |    |    |    |      |    |   |    |     |
|---|----|-----|----|----|------|----|----|------|---|----|----|----|------|----|---|----|-----|
| 96-97   | 29 | 326 | 29 | 68 | .426 | 12 | 15 | .800 | 9 | 22 | 31 | 64 | 40-0 | 16 | 1 | 80 | 2.8 |
| Three-Point Field Goals: 1996-97, 10-for-31 (.323). |    |     |    |    |      |    |    |      |   |    |    |    |      |    |   |    |     |

JOHN HAZEN [#3, #10] 6'2" 172 LBS 03/02/27 D: 10/21/98 INDIANA STATE '48

|       |   |  |   |    |      |   |   |      |  |  |  |   |    |  |  |    |     |
|-------|---|--|---|----|------|---|---|------|--|--|--|---|----|--|--|----|-----|
| 48-49 | 6 |  | 6 | 17 | .353 | 6 | 7 | .857 |  |  |  | 3 | 10 |  |  | 18 | 3.0 |
|-------|---|--|---|----|------|---|---|------|--|--|--|---|----|--|--|----|-----|

TOM HEINSOHN [#15] 6'7" 218 LBS 08/26/34 HOLY CROSS '56

>> Transactions: First round draft choice, selected as a territorial choice, in 1956...Retired in 1965.

|        |     |       |      |       |      |      |      |      |  |  |      |      |         |  |  |       |      |
|--------|-----|-------|------|-------|------|------|------|------|--|--|------|------|---------|--|--|-------|------|
| 56-57  | 72  | 2150  | 466  | 1123  | .397 | 271  | 343  | .790 |  |  | 705  | 117  | 304-12  |  |  | 1163  | 16.2 |
| 57-58  | 69  | 2206  | 468  | 1226  | .382 | 294  | 394  | .746 |  |  | 705  | 125  | 274-6   |  |  | 1230  | 17.8 |
| 58-59  | 66  | 2089  | 465  | 1192  | .390 | 312  | 391  | .798 |  |  | 638  | 164  | 271-11  |  |  | 1242  | 18.8 |
| 59-60  | 75  | 2420  | 673  | 1590  | .423 | 283  | 386  | .734 |  |  | 794  | 171  | 275-8   |  |  | 1629  | 21.7 |
| 60-61  | 74  | 2256  | 627  | 1660  | .376 | 325  | 424  | .766 |  |  | 732  | 141  | 260-7   |  |  | 1579  | 21.3 |
| 61-62  | 79  | 2383  | 692  | 1613  | .429 | 358  | 457  | .819 |  |  | 747  | 165  | 280-2   |  |  | 1742  | 22.1 |
| 62-63  | 76  | 2004  | 550  | 1300  | .423 | 440  | 407  | .835 |  |  | 569  | 95   | 270-4   |  |  | 1440  | 18.9 |
| 63-64  | 76  | 2040  | 487  | 1223  | .398 | 283  | 342  | .827 |  |  | 460  | 183  | 268-3   |  |  | 1257  | 16.5 |
| 64-65  | 67  | 1706  | 365  | 954   | .383 | 182  | 229  | .795 |  |  | 399  | 157  | 252-5   |  |  | 912   | 13.6 |
| TOTALS | 654 | 19254 | 4773 | 11787 | .405 | 2648 | 3353 | .790 |  |  | 5749 | 1318 | 2454-58 |  |  | 12194 | 18.6 |

PLAYOFF RECORD

|        |     |      |     |      |      |     |     |      |  |  |     |     |        |  |  |      |      |
|--------|-----|------|-----|------|------|-----|-----|------|--|--|-----|-----|--------|--|--|------|------|
| 56-57  | 10  | 370  | 90  | 231  | .390 | 49  | 69  | .710 |  |  | 117 | 20  | 40-1   |  |  | 229  | 22.9 |
| 57-58  | 11  | 349  | 68  | 194  | .351 | 56  | 72  | .778 |  |  | 119 | 18  | 52-3   |  |  | 192  | 17.5 |
| 58-59  | 11  | 348  | 91  | 220  | .414 | 37  | 56  | .661 |  |  | 98  | 32  | 41-0   |  |  | 219  | 19.9 |
| 59-60  | 13  | 423  | 112 | 267  | .419 | 60  | 80  | .750 |  |  | 126 | 27  | 53-2   |  |  | 284  | 21.8 |
| 60-61  | 10  | 291  | 82  | 201  | .408 | 33  | 43  | .767 |  |  | 99  | 20  | 36-1   |  |  | 197  | 19.7 |
| 61-62  | 14  | 445  | 116 | 291  | .399 | 58  | 76  | .763 |  |  | 115 | 34  | 53-4   |  |  | 290  | 20.7 |
| 62-63  | 13  | 413  | 123 | 270  | .456 | 75  | 98  | .765 |  |  | 116 | 15  | 55-2   |  |  | 321  | 24.7 |
| 63-64  | 10  | 308  | 70  | 180  | .412 | 34  | 42  | .810 |  |  | 80  | 26  | 36-0   |  |  | 174  | 17.4 |
| 64-65  | 12  | 276  | 66  | 181  | .365 | 20  | 32  | .625 |  |  | 84  | 23  | 46-1   |  |  | 152  | 12.7 |
| TOTALS | 104 | 3223 | 818 | 2035 | .402 | 422 | 568 | .743 |  |  | 954 | 215 | 417-14 |  |  | 2058 | 19.8 |

| YEAR | G | MIN | FGM | FGA | PCT | FTM | FTA | PCT | OFF | DEF | TOT | AST | PF-DQ | ST | BL | PTS | AVG |
|------|---|-----|-----|-----|-----|-----|-----|-----|-----|-----|-----|-----|-------|----|----|-----|-----|
|------|---|-----|-----|-----|-----|-----|-----|-----|-----|-----|-----|-----|-------|----|----|-----|-----|

**DIXON HEMRIC [#20]****6'6"****220 LBS****08/29/33****WAKE FOREST '55**

&gt;&gt; Transactions: Second round draft choice in 1955.

|               |            |             |            |            |             |            |            |             |  |  |            |            |              |  |  |            |            |
|---------------|------------|-------------|------------|------------|-------------|------------|------------|-------------|--|--|------------|------------|--------------|--|--|------------|------------|
| 55-56         | 71         | 1329        | 161        | 400        | .403        | 177        | 273        | .648        |  |  | 399        | 60         | 142-2        |  |  | 499        | 7.0        |
| 56-57         | 67         | 1055        | 109        | 317        | .344        | 146        | 210        | .695        |  |  | 304        | 42         | 98-0         |  |  | 364        | 5.4        |
| <b>TOTALS</b> | <b>138</b> | <b>2384</b> | <b>270</b> | <b>717</b> | <b>.377</b> | <b>323</b> | <b>483</b> | <b>.669</b> |  |  | <b>703</b> | <b>102</b> | <b>240-2</b> |  |  | <b>863</b> | <b>6.3</b> |

**PLAYOFF RECORD**

|               |          |           |          |           |             |          |           |             |  |  |           |          |            |  |  |           |            |
|---------------|----------|-----------|----------|-----------|-------------|----------|-----------|-------------|--|--|-----------|----------|------------|--|--|-----------|------------|
| 55-56         | 3        | 54        | 5        | 24        | .208        | 9        | 16        | .563        |  |  | 22        | 1        | 7-0        |  |  | 19        | 6.3        |
| 56-57         | 2        | 19        | 1        | 7         | .143        | 0        | 0         | .000        |  |  | 9         | 1        | 1-0        |  |  | 2         | 1.0        |
| <b>TOTALS</b> | <b>5</b> | <b>73</b> | <b>6</b> | <b>31</b> | <b>.194</b> | <b>9</b> | <b>16</b> | <b>.563</b> |  |  | <b>31</b> | <b>2</b> | <b>8-0</b> |  |  | <b>21</b> | <b>4.2</b> |

**GERALD HENDERSON [#43]****6'2"****175 LBS****01/16/56****VIRGINIA COMMONWEALTH '78**

&gt;&gt; Transactions: Signed as a free agent on June 25, 1979...Traded to the Seattle SuperSonics for a 1986 first round draft choice on October 16, 1984.

|               |            |             |             |             |             |            |            |             |            |            |            |             |               |            |           |             |            |
|---------------|------------|-------------|-------------|-------------|-------------|------------|------------|-------------|------------|------------|------------|-------------|---------------|------------|-----------|-------------|------------|
| 79-80         | 76         | 1061        | 191         | 382         | .500        | 89         | 129        | .690        | 37         | 46         | 83         | 147         | 96-0          | 45         | 15        | 473         | 6.2        |
| 80-81         | 82         | 1608        | 261         | 579         | .451        | 113        | 157        | .720        | 43         | 89         | 132        | 213         | 177-0         | 79         | 12        | 636         | 7.8        |
| 81-82         | 82         | 1844        | 353         | 705         | .501        | 125        | 172        | .727        | 47         | 105        | 152        | 252         | 199-3         | 82         | 11        | 833         | 10.2       |
| 82-83         | 82         | 1551        | 286         | 618         | .463        | 96         | 133        | .722        | 57         | 67         | 124        | 195         | 190-6         | 95         | 3         | 671         | 8.2        |
| 83-84         | 78         | 2088        | 376         | 718         | .524        | 136        | 177        | .768        | 68         | 79         | 147        | 300         | 209-1         | 117        | 14        | 908         | 11.6       |
| <b>TOTALS</b> | <b>400</b> | <b>8152</b> | <b>1467</b> | <b>3002</b> | <b>.489</b> | <b>559</b> | <b>768</b> | <b>.728</b> | <b>252</b> | <b>386</b> | <b>638</b> | <b>1107</b> | <b>871-10</b> | <b>418</b> | <b>55</b> | <b>3521</b> | <b>8.8</b> |

Three-Point Field Goals: 1979-80, 2-for-6 (.333); 1980-81, 1-for-16 (.063); 1981-82, 2-for-12 (.167); 1982-83, 3-for-16 (.188); 1983-84, 20-for-57 (.351). Totals 28-for-107 (.262)

**PLAYOFF RECORD**

|               |           |             |            |            |             |            |            |             |           |           |            |            |              |           |          |            |            |
|---------------|-----------|-------------|------------|------------|-------------|------------|------------|-------------|-----------|-----------|------------|------------|--------------|-----------|----------|------------|------------|
| 79-80         | 9         | 101         | 15         | 37         | .405        | 12         | 20         | .600        | 4         | 6         | 10         | 12         | 8-0          | 4         | 0        | 42         | 4.7        |
| 80-81         | 16        | 228         | 41         | 86         | .477        | 10         | 12         | .833        | 10        | 15        | 25         | 26         | 24-0         | 10        | 3        | 92         | 5.8        |
| 81-82         | 12        | 310         | 38         | 93         | .409        | 24         | 35         | .686        | 12        | 13        | 25         | 48         | 30-0         | 14        | 2        | 100        | 8.3        |
| 82-83         | 7         | 187         | 35         | 85         | .412        | 6          | 7          | .857        | 8         | 6         | 14         | 31         | 25-1         | 11        | 1        | 76         | 10.9       |
| 83-84         | 23        | 616         | 115        | 237        | .485        | 54         | 75         | .720        | 23        | 29        | 52         | 97         | 78-0         | 34        | 1        | 287        | 12.5       |
| <b>TOTALS</b> | <b>67</b> | <b>1442</b> | <b>244</b> | <b>538</b> | <b>.454</b> | <b>106</b> | <b>149</b> | <b>.711</b> | <b>57</b> | <b>69</b> | <b>126</b> | <b>214</b> | <b>165-1</b> | <b>73</b> | <b>7</b> | <b>597</b> | <b>8.9</b> |

Three-Point Field Goals: 1979-80, 0-for-2 (.000); 1980-81 0-for-1 (.000); 1981-82, 0-for-2 (.000); 1982-83, 0-for-3 (.000); 1983-84, 3-for-11 (.273). Totals: 3-for-19 (.158)

**CONNER HENRY [#43]****6'7"****195 LBS****07/21/63****CAL-SANTA BARBARA '86**

&gt;&gt; Transactions: Signed to the first of two consecutive ten-day contracts on January 1, 1987 (also played 18 games for Houston in 1986-87)...Re-signed for the remainder of the season on January 22, 1987...Waived on November 30, 1987.

|               |           |            |           |            |             |           |           |             |          |           |           |           |             |          |          |            |            |
|---------------|-----------|------------|-----------|------------|-------------|-----------|-----------|-------------|----------|-----------|-----------|-----------|-------------|----------|----------|------------|------------|
| 86-87         | 36        | 231        | 38        | 103        | .369        | 10        | 17        | .588        | 7        | 20        | 27        | 27        | 27-0        | 6        | 1        | 98         | 2.7        |
| 87-88         | 10        | 81         | 11        | 28         | .393        | 9         | 10        | .900        | 2        | 8         | 10        | 12        | 11-0        | 1        | 1        | 34         | 3.4        |
| <b>TOTALS</b> | <b>46</b> | <b>312</b> | <b>49</b> | <b>131</b> | <b>.374</b> | <b>19</b> | <b>27</b> | <b>.704</b> | <b>9</b> | <b>28</b> | <b>37</b> | <b>39</b> | <b>38-0</b> | <b>7</b> | <b>2</b> | <b>132</b> | <b>2.9</b> |

Three-Point Field Goals: 1986-87, 12-for-31 (.387); 1987-88, 3-for-8 (.375); Totals: 15-for-39 (.385).

**PLAYOFF RECORD**

|       |    |    |   |    |      |   |    |      |   |   |   |   |     |   |   |    |     |
|-------|----|----|---|----|------|---|----|------|---|---|---|---|-----|---|---|----|-----|
| 86-87 | 11 | 35 | 8 | 16 | .500 | 5 | 10 | .500 | 3 | 3 | 6 | 0 | 3-0 | 0 | 0 | 22 | 2.0 |
|-------|----|----|---|----|------|---|----|------|---|---|---|---|-----|---|---|----|-----|

Three-Point Field Goals: 1-for-5 (.200).

**CLARENCE HERMSEN [#10]****6'9"****235 LBS****03/12/23****D: 03/02/94 MINNESOTA '48**

|       |   |  |   |   |      |   |   |      |  |  |   |   |     |  |  |   |     |
|-------|---|--|---|---|------|---|---|------|--|--|---|---|-----|--|--|---|-----|
| 50-51 |   |  |   |   |      |   |   |      |  |  |   |   |     |  |  |   |     |
| 52-53 | 4 |  | 0 | 9 | .000 | 1 | 2 | .500 |  |  | 7 | 0 | 6-0 |  |  | 1 | 0.3 |

**PLAYOFF RECORD**

|       |   |  |   |   |      |   |   |      |  |  |   |   |     |  |  |   |     |
|-------|---|--|---|---|------|---|---|------|--|--|---|---|-----|--|--|---|-----|
| 50-51 | 2 |  | 1 | 6 | .167 | 0 | 0 | .000 |  |  | 3 | 0 | 6-0 |  |  | 2 | 1.0 |
|-------|---|--|---|---|------|---|---|------|--|--|---|---|-----|--|--|---|-----|

Also played for Tri-Cities in 1950-51 and played 6 games for Indianapolis in 1952-53. Games played for Boston were not recorded.

**CHRIS HERREN [#12]****6'2"****190 LBS****09/27/75****FRESNO STATE '99**

&gt;&gt; Transactions: Acquired from the Denver Nuggets with Bryant Stith for Robert Pack and Gilbert Cheaney on October 16, 2000...Waived on October 28, 2001.

|       |    |     |    |    |      |   |    |      |   |    |    |    |      |    |   |    |     |
|-------|----|-----|----|----|------|---|----|------|---|----|----|----|------|----|---|----|-----|
| 00-01 | 25 | 408 | 29 | 96 | .302 | 9 | 12 | .750 | 4 | 17 | 21 | 56 | 43-0 | 14 | 0 | 83 | 3.3 |
|-------|----|-----|----|----|------|---|----|------|---|----|----|----|------|----|---|----|-----|

Three-Point Field Goals: 16-for-55 (.291).

**SIDNEY HERTZBERG [#4]****6'0"****176 LBS****07/29/22****D: 07/26/05****CCNY**

|               |            |  |            |             |             |            |            |             |  |  |            |            |            |  |  |             |             |
|---------------|------------|--|------------|-------------|-------------|------------|------------|-------------|--|--|------------|------------|------------|--|--|-------------|-------------|
| 49-50         | 68         |  | 275        | 865         | .318        | 143        | 191        | .749        |  |  |            | 200        | 153        |  |  | 693         | 10.2        |
| 50-51         | 65         |  | 206        | 651         | .316        | 223        | 270        | .826        |  |  | 260        | 244        | 156-4      |  |  | 635         | 9.8         |
| <b>TOTALS</b> | <b>133</b> |  | <b>481</b> | <b>1516</b> | <b>.317</b> | <b>366</b> | <b>461</b> | <b>.794</b> |  |  | <b>260</b> | <b>444</b> | <b>309</b> |  |  | <b>1328</b> | <b>10.0</b> |

**PLAYOFF RECORD**

|       |   |  |   |    |      |   |   |      |  |  |   |   |   |  |  |    |     |
|-------|---|--|---|----|------|---|---|------|--|--|---|---|---|--|--|----|-----|
| 50-51 | 2 |  | 3 | 13 | .231 | 4 | 5 | .800 |  |  | 2 | 3 | 8 |  |  | 10 | 5.0 |
|-------|---|--|---|----|------|---|---|------|--|--|---|---|---|--|--|----|-----|



| YEAR | G | MIN | FGM | FGA | PCT | FTM | FTA | PCT | OFF | DEF | TOT | AST | PF-DQ | ST | BL | PTS | AVG |
|------|---|-----|-----|-----|-----|-----|-----|-----|-----|-----|-----|-----|-------|----|----|-----|-----|
|------|---|-----|-----|-----|-----|-----|-----|-----|-----|-----|-----|-----|-------|----|----|-----|-----|

### KRIS HUMPHRIES [#43] 6'9" 235 LBS 02/06/85 MINNESOTA '04

>> Transactions: Acquired from Brooklyn along with Gerald Wallace, Keith Bogans, MarShon Brooks, Kris Joseph and three future first round draft picks in exchange for Paul Pierce, Kevin Garnett, Jason Terry and D.J. White on July 12, 2013...Traded to Washington as part of a sign and trade agreement in exchange for a future conditional second round draft pick and a trade exception on July 19, 2014.

|       |    |      |     |     |      |     |     |      |     |     |     |    |       |    |    |     |     |
|-------|----|------|-----|-----|------|-----|-----|------|-----|-----|-----|----|-------|----|----|-----|-----|
| 13-14 | 69 | 1376 | 231 | 461 | .501 | 117 | 144 | .813 | 127 | 282 | 409 | 67 | 136-1 | 31 | 61 | 579 | 8.4 |
|-------|----|------|-----|-----|------|-----|-----|------|-----|-----|-----|----|-------|----|----|-----|-----|

Three-Point Field Goals: 2013-14, 0-for-2 (.000).

### BRANDON HUNTER [#56] 6'7" 260 LBS 11/24/80 OHIO UNIVERSITY '03

>> Transactions: Second round draft choice (56<sup>th</sup> pick overall) in 2003...Selected by the Charlotte Bobcats in the NBA Expansion Draft on June 22, 2004.

|       |    |     |    |     |      |    |    |      |    |    |     |    |      |    |   |     |     |
|-------|----|-----|----|-----|------|----|----|------|----|----|-----|----|------|----|---|-----|-----|
| 03-04 | 36 | 406 | 53 | 116 | .457 | 19 | 43 | .442 | 50 | 68 | 118 | 19 | 40-0 | 13 | 1 | 125 | 3.5 |
|-------|----|-----|----|-----|------|----|----|------|----|----|-----|----|------|----|---|-----|-----|

Three-Point Field Goals: 2003-04, 0-for-3 (.000).

### TRACY JACKSON [#11] 6'6" 205 LBS 04/21/59 NOTRE DAME '81

>> Transactions: Second round draft choice (25<sup>th</sup> pick overall) in 1981...Sold to the Chicago Bulls on December 9, 1981.

|       |    |    |    |    |      |   |    |      |   |   |    |   |     |   |   |    |     |
|-------|----|----|----|----|------|---|----|------|---|---|----|---|-----|---|---|----|-----|
| 81-82 | 11 | 66 | 10 | 26 | .385 | 6 | 10 | .600 | 7 | 5 | 12 | 5 | 5-0 | 3 | 0 | 26 | 2.4 |
|-------|----|----|----|----|------|---|----|------|---|---|----|---|-----|---|---|----|-----|

Three-Point Field Goals: None Attempted.

### MIKE JAMES [#13] 6'2" 188 LBS 06/23/75 DUQUESNE '98

>> Transactions: Signed as free agent on July 25, 2003...Traded to Detroit for Chaudy Atkins, Lindsey Hunter, Detroit's 2004 first round draft choice and cash on February 19, 2004.

|       |    |      |     |     |      |    |    |      |    |     |     |     |       |    |   |     |      |
|-------|----|------|-----|-----|------|----|----|------|----|-----|-----|-----|-------|----|---|-----|------|
| 03-04 | 55 | 1684 | 213 | 510 | .418 | 76 | 95 | .800 | 20 | 156 | 176 | 244 | 113-0 | 70 | 2 | 588 | 10.7 |
|-------|----|------|-----|-----|------|----|----|------|----|-----|-----|-----|-------|----|---|-----|------|

Three-Point Field Goals: 2003-04, 86-for-226 (.381).

### JOHN JANISCH [#17] 6'3" 200 LBS 03/15/20 D: 08/25/92 VALPARAISO '46

|       |   |  |   |   |      |   |   |      |  |  |  |   |   |  |  |   |     |
|-------|---|--|---|---|------|---|---|------|--|--|--|---|---|--|--|---|-----|
| 47-48 | 3 |  | 1 | 7 | .143 | 1 | 2 | .500 |  |  |  | 0 | 3 |  |  | 3 | 1.0 |
|-------|---|--|---|---|------|---|---|------|--|--|--|---|---|--|--|---|-----|

Also played 7 games for Providence in 1947-48.

### AL JEFFERSON [#7, #8] 6'10" 265 LBS 01/04/85 PRENTISS HS (MS) '04

>> Transactions: First round draft choice (15<sup>th</sup> overall) in 2004 NBA Draft...Traded to Minnesota along with Ryan Gomes, Gerald Green, Theo Ratliff, Sebastian Telfair and two future draft choices in exchange for Kevin Garnett on July 31, 2007.

|               |            |             |            |             |             |            |            |             |            |            |             |            |              |            |            |             |             |
|---------------|------------|-------------|------------|-------------|-------------|------------|------------|-------------|------------|------------|-------------|------------|--------------|------------|------------|-------------|-------------|
| 04-05         | 71         | 1051        | 195        | 369         | .528        | 85         | 135        | .630        | 119        | 193        | 312         | 24         | 195-4        | 22         | 55         | 475         | 6.7         |
| 05-06         | 59         | 1062        | 189        | 379         | .499        | 86         | 134        | .642        | 97         | 202        | 299         | 30         | 166-1        | 30         | 46         | 464         | 7.9         |
| 06-07         | 69         | 2319        | 453        | 882         | .514        | 201        | 295        | .681        | 237        | 519        | 756         | 88         | 232-2        | 48         | 106        | 1107        | 16.0        |
| <b>TOTALS</b> | <b>199</b> | <b>4432</b> | <b>837</b> | <b>1630</b> | <b>.513</b> | <b>372</b> | <b>564</b> | <b>.660</b> | <b>453</b> | <b>914</b> | <b>1367</b> | <b>142</b> | <b>593-7</b> | <b>100</b> | <b>207</b> | <b>2046</b> | <b>10.3</b> |

Three-Point Field Goals: 2004-05, 0-for-5 (.000); 2005-06, 0-for-4 (.000); 2006-07, 0-for-1 (.000); Totals: 0-for-8 (.000).

#### PLAYOFF RECORD

|       |   |     |    |    |      |   |    |      |    |    |    |   |      |   |   |    |     |
|-------|---|-----|----|----|------|---|----|------|----|----|----|---|------|---|---|----|-----|
| 04-05 | 7 | 136 | 17 | 41 | .415 | 9 | 12 | .750 | 17 | 28 | 45 | 2 | 16-0 | 4 | 8 | 43 | 6.1 |
|-------|---|-----|----|----|------|---|----|------|----|----|----|---|------|---|---|----|-----|

Three-Point Field Goals: None Attempted.

### CHRIS JOHNSON [#12] 6'6" 201 LBS 04/29/90 DAYTON '12

>> Transactions: Signed to a 10-day contract on January 17, 2014...Signed to a second 10-day contract on January 28, 2014...Signed to a multi-year contract on February 7, 2014...Waived on September 25, 2014.

|       |    |     |    |     |      |    |    |      |    |    |    |    |      |    |   |     |     |
|-------|----|-----|----|-----|------|----|----|------|----|----|----|----|------|----|---|-----|-----|
| 13-14 | 40 | 789 | 86 | 214 | .397 | 37 | 43 | .860 | 31 | 66 | 97 | 31 | 63-0 | 27 | 4 | 250 | 6.3 |
|-------|----|-----|----|-----|------|----|----|------|----|----|----|----|------|----|---|-----|-----|

Three-Point Field Goals: 43-for-127 (.339).

### CHRIS JOHNSON [#86] 6'11" 211 LBS 07/17/85 LOUISIANA STATE '09

>> Transactions: Signed on February 24, 2011 to a 10-day contract...contract not renewed after 10 days.

|       |   |    |   |   |      |   |   |       |   |   |   |   |     |   |   |   |     |
|-------|---|----|---|---|------|---|---|-------|---|---|---|---|-----|---|---|---|-----|
| 10-11 | 4 | 32 | 2 | 3 | .667 | 2 | 2 | 1.000 | 1 | 4 | 5 | 1 | 3-0 | 0 | 3 | 6 | 1.5 |
|-------|---|----|---|---|------|---|---|-------|---|---|---|---|-----|---|---|---|-----|

Three-Point Field Goals: 2010-11, None Attempted.

### DENNIS JOHNSON [#3] 6'4" 202 LBS 09/18/54 D: 02/22/07 PEPPERDINE '76

>> Transactions: Acquired from the Phoenix Suns with 1983 first and third-round draft choices for Rick Robey and two 1983 second-round draft choices on June 21, 1983...Retired in 1990.

|               |            |              |             |             |             |             |             |             |            |             |             |             |                |            |            |             |             |
|---------------|------------|--------------|-------------|-------------|-------------|-------------|-------------|-------------|------------|-------------|-------------|-------------|----------------|------------|------------|-------------|-------------|
| 83-84         | 80         | 2665         | 384         | 878         | .437        | 281         | 330         | .852        | 87         | 193         | 280         | 338         | 251-6          | 93         | 57         | 1053        | 13.2        |
| 84-85         | 80         | 2976         | 493         | 1066        | .462        | 261         | 306         | .853        | 91         | 226         | 317         | 543         | 224-2          | 96         | 39         | 1254        | 15.7        |
| 85-86         | 78         | 2732         | 482         | 1060        | .455        | 243         | 297         | .818        | 69         | 199         | 268         | 456         | 206-3          | 110        | 35         | 1213        | 15.6        |
| 86-87         | 79         | 2933         | 423         | 953         | .444        | 209         | 251         | .833        | 45         | 216         | 261         | 594         | 201-0          | 87         | 38         | 1062        | 13.4        |
| 87-88         | 77         | 2670         | 352         | 803         | .438        | 255         | 298         | .856        | 62         | 178         | 240         | 598         | 204-0          | 93         | 21         | 971         | 12.6        |
| 88-89         | 72         | 2309         | 277         | 638         | .434        | 160         | 195         | .821        | 31         | 159         | 190         | 472         | 211-3          | 94         | 21         | 721         | 10.0        |
| 89-90         | 75         | 2036         | 206         | 475         | .434        | 118         | 140         | .843        | 48         | 153         | 201         | 485         | 179-2          | 81         | 14         | 531         | 7.1         |
| <b>TOTALS</b> | <b>541</b> | <b>18321</b> | <b>2617</b> | <b>5873</b> | <b>.446</b> | <b>1527</b> | <b>1817</b> | <b>.840</b> | <b>433</b> | <b>1324</b> | <b>1757</b> | <b>3486</b> | <b>1476-16</b> | <b>654</b> | <b>233</b> | <b>6805</b> | <b>12.6</b> |

Three-Point Field Goals: 1983-84, 4-for-32 (.125); 1984-85, 7-for-26 (.269); 1985-86, 6-for-42 (.143); 1986-87, 7-for-62 (.113); 1987-88, 12-for-46 (.261); 1988-89, 7-for-50 (.140); 1989-90, 1-for-24 (.042). Totals: 44 for 282 (.156).

| YEAR  | G   | MIN  | FGM | FGA  | PCT  | FTM | FTA | PCT   | OFF | DEF | TOT | AST | PF-DQ | ST  | BL | PTS  | AVG  |
|---|-----|------|-----|------|------|-----|-----|-------|-----|-----|-----|-----|-------|-----|----|------|------|
| DENNIS JOHNSON PLAYOFF RECORD   |     |      |     |      |      |     |     |       |     |     |     |     |       |     |    |      |      |
| 83-84   | 22  | 808  | 129 | 319  | .404 | 104 | 120 | .867  | 30  | 49  | 79  | 97  | 75-1  | 25  | 7  | 365  | 16.6 |
| 84-85   | 21  | 848  | 142 | 319  | .445 | 80  | 93  | .860  | 24  | 60  | 84  | 154 | 66-0  | 31  | 9  | 364  | 17.3 |
| 85-86   | 18  | 715  | 109 | 245  | .445 | 67  | 84  | .798  | 23  | 53  | 76  | 107 | 58-2  | 39  | 5  | 291  | 16.2 |
| 86-87   | 23  | 964  | 168 | 361  | .465 | 96  | 113 | .850  | 24  | 67  | 91  | 205 | 71-0  | 16  | 8  | 435  | 18.9 |
| 87-88   | 17  | 702  | 91  | 210  | .433 | 82  | 103 | .796  | 15  | 62  | 77  | 139 | 51-0  | 24  | 8  | 270  | 15.9 |
| 88-89   | 3   | 59   | 4   | 15   | .267 | 0   | 0   | .000  | 2   | 2   | 4   | 9   | 8-0   | 3   | 0  | 8    | 2.7  |
| 89-90   | 5   | 162  | 30  | 62   | .484 | 7   | 7   | 1.000 | 2   | 12  | 14  | 28  | 17-1  | 2   | 2  | 69   | 13.8 |
| TOTALS  | 109 | 4258 | 673 | 1531 | .440 | 436 | 520 | .838  | 120 | 305 | 425 | 739 | 346-4 | 140 | 39 | 1802 | 16.5 |
| Three-Point Field Goals: 1983-84, 3-for-7 (.429); 1984-85, 0-for-14 (.000); 1985-86, 6-for-16 (.357); 1986-87, 3-for-26 (.115); 1987-88, 6-for-16 (.375); 1988-89, None Attempted; 1989-90, 2-for-6 (.333). Totals: 20-for-85 (.235). |     |      |     |      |      |     |     |       |     |     |     |     |       |     |    |      |      |

|  |    |     |    |              |      |                |   |                 |    |                   |    |   |      |   |    |     |     |
|--|----|-----|----|--------------|------|----------------|---|-----------------|----|-------------------|----|---|------|---|----|-----|-----|
| <b>AJAJUAN JOHNSON [#12]</b>   |    |     |    | <b>6'10"</b> |      | <b>221 LBS</b> |   | <b>02/08/89</b> |    | <b>PURDUE '11</b> |    |   |      |   |    |     |     |
| >> Transactions: Draft rights acquired from New Jersey along with a future second round pick in exchange for the draft rights to MarShon Brooks on June 23, 2011...Traded to Houston along with E'Twaun Moore, Sean Williams and a future second round pick as part of a three team trade with Boston receiving Courtney Lee and Portland receiving Sasha Pavlovic, two future second round picks and cash considerations. |    |     |    |              |      |                |   |                 |    |                   |    |   |      |   |    |     |     |
| 11-12  | 36 | 298 | 54 | 121          | .446 | 6              | 9 | .667            | 20 | 38                | 58 | 6 | 25-0 | 5 | 14 | 114 | 3.2 |
| Three-Point Field Goals: 2011-12, None Attempted.  |    |     |    |              |      |                |   |                 |    |                   |    |   |      |   |    |     |     |

|   |    |      |     |     |      |    |    |      |    |      |     |         |      |          |   |              |     |  |  |
|---|----|------|-----|-----|------|----|----|------|----|------|-----|---------|------|----------|---|--------------|-----|--|--|
| JOE JOHNSON [#31]   |    |      |     |     |      |    |    |      |    | 6'8" |     | 225 LBS |      | 06/29/81 |   | ARKANSAS '03 |     |  |  |
| >> Transactions: First round draft choice (10 <sup>th</sup> pick overall) in 2001 NBA Draft...Traded to the Phoenix Suns with Milt Palacio, Randy Brown and a 2002 first-round draft choice for Tony Delk and Rodney Rogers on February 20, 2002. |    |      |     |     |      |    |    |      |    |      |     |         |      |          |   |              |     |  |  |
| 01-02   | 48 | 1003 | 130 | 296 | .439 | 20 | 26 | .769 | 40 | 99   | 139 | 74      | 59-0 | 33       | 9 | 304          | 6.3 |  |  |
| Three-Point Field Goals: 2001-02, 24-for-88 (.273).   |    |      |     |     |      |    |    |      |    |      |     |         |      |          |   |              |     |  |  |

| RICH JOHNSON [#26]  |    |      |     | 6'9" |      | 210 LBS |    | 12/18/46 |     | GRAMBLING '68 |       |     |     |
|---|----|------|-----|------|------|---------|----|----------|-----|---------------|-------|-----|-----|
| >> Transactions: Fourth round draft choice (46th pick overall) in 1968. |    |      |     |      |      |         |    |          |     |               |       |     |     |
| 68-69   | 31 | 163  | 29  | 76   | .382 | 11      | 23 | .478     | 52  | 7             | 40-0  | 69  | 2.2 |
| 69-70   | 65 | 898  | 167 | 361  | .462 | 46      | 70 | .657     | 208 | 32            | 155-3 | 380 | 5.8 |
| 70-71   | 1  | 13   | 4   | 5    | .800 | 0       | 0  | .000     | 5   | 0             | 3-0   | 8   | 8.0 |
| TOTALS  | 97 | 1074 | 200 | 442  | .452 | 57      | 93 | .613     | 265 | 39            | 198-3 | 457 | 4.7 |

|                |   |   |   |   |       |   |   |      |  |  |   |   |     |  |  |   |     |
|----------------|---|---|---|---|-------|---|---|------|--|--|---|---|-----|--|--|---|-----|
| PLAYOFF RECORD |   |   |   |   |       |   |   |      |  |  |   |   |     |  |  |   |     |
| 68-69          | 2 | 4 | 1 | 1 | 1.000 | 0 | 0 | .000 |  |  | 2 | 0 | 0-0 |  |  | 2 | 1.0 |

|   |    |     |    |      |      |         |   |          |   |             |    |    |      |   |   |    |     |
|---|----|-----|----|------|------|---------|---|----------|---|-------------|----|----|------|---|---|----|-----|
| DAMON JONES [ #13]  |    |     |    | 6'3" |      | 185 LBS |   | 08/25/76 |   | HOUSTON '98 |    |    |      |   |   |    |     |
| >> Transactions: Signed to the first of two consecutive contracts on April 14, 1999...Re-signed for the remainder of the season on May 4, 1999. |    |     |    |      |      |         |   |          |   |             |    |    |      |   |   |    |     |
| 98-99   | 13 | 213 | 29 | 75   | .387 | 3       | 4 | .750     | 4 | 27          | 31 | 29 | 16-0 | 6 | 0 | 76 | 5.8 |
| Three-Point Field Goals: 1998-99, 15-for-33 (.455).   |    |     |    |      |      |         |   |          |   |             |    |    |      |   |   |    |     |

| DONTAE' JONES [#13]  |    |    |    | 6'8" |      | 220 LBS |   | 06/02/75 |   | MISSISSIPPI STATE '97 |   |   |      |   |   |    |     |
|--|----|----|----|------|------|---------|---|----------|---|-----------------------|---|---|------|---|---|----|-----|
| >> Transactions: Acquired from the New York Knicks with Scott Brooks, Walter McCarty and John Thomas for Chris Mills and two future second-round draft choices on October 22, 1997...Waived on January 24, 1999. |    |    |    |      |      |         |   |          |   |                       |   |   |      |   |   |    |     |
| 97-98  | 15 | 91 | 19 | 57   | .333 | 0       | 0 | .000     | 3 | 6                     | 9 | 5 | 12/0 | 2 | 3 | 44 | 2.9 |
| Three-Point Field Goals: 1997-98, 6-for-23 (.261).   |    |    |    |      |      |         |   |          |   |                       |   |   |      |   |   |    |     |

|  |    |    |       |    |         |   |          |      |                       |    |    |   |      |   |   |    |     |
|--|----|----|-------|----|---------|---|----------|------|-----------------------|----|----|---|------|---|---|----|-----|
| DWAYNE JONES [#27]   |    |    | 6'11" |    | 250 LBS |   | 06/09/83 |      | ST. JOSEPH'S (PA) '05 |    |    |   |      |   |   |    |     |
| >> Transactions: Acquired from Minnesota Timberwolves along with Wally Szczerbiak, Michael Olowokandi and a future first round draft pick in exchange for Ricky Davis, Marcus Banks, Mark Blount, Justin Reed, and two conditional second round draft picks on January 26, 2006...Traded to Cleveland in exchange for Luke Jackson and cash on October 13, 2006. |    |    |       |    |         |   |          |      |                       |    |    |   |      |   |   |    |     |
| 05-06  | 14 | 87 | 4     | 10 | .400    | 6 | 13       | .462 | 10                    | 21 | 31 | 2 | 14-0 | 1 | 3 | 14 | 1.0 |
| Three-Point Field Goals: 2005-06, None Attempted.  |    |    |       |    |         |   |          |      |                       |    |    |   |      |   |   |    |     |

| JOHNNY JONES [#27]  |    |     |    | 6'7" |      | 210 LBS |    | 03/12/43 |  | LOS ANGELES STATE '67 |    |      |  |     |     |
|---|----|-----|----|------|------|---------|----|----------|--|-----------------------|----|------|--|-----|-----|
| >> Transactions: Made the 1967-68 team after playing one year at Los Angeles State, under Bill Sharman...Selected by the Milwaukee Bucks in the NBA expansion draft on May 6, 1968. |    |     |    |      |      |         |    |          |  |                       |    |      |  |     |     |
| 67-68   | 51 | 475 | 86 | 253  | .340 | 42      | 68 | .618     |  | 114                   | 26 | 60-0 |  | 214 | 4.2 |
| PLAYOFF RECORD  |    |     |    |      |      |         |    |          |  |                       |    |      |  |     |     |
| 67-68   | 5  | 10  | 3  | 6    | .500 | 0       | 0  | .000     |  | 4                     | 0  | 2-0  |  | 6   | 1.2 |

YEAR G MIN FGM FGA PCT FTM FTA PCT OFF DEF TOT AST PF-DQ ST BL PTS AVG

JUMAINE JONES [#20] 6'8" 218 LBS 02/10/79 GEORGIA '01

>> Transactions: Acquired from the Cleveland Cavaliers for J.R. Bremer, Bruno Sundov and a conditional second round draft choice on July 29, 2003...Traded to the Los Angeles Lakers with Chuckie Atkins and Chris Mihm for Gary Payton, Rick Fox and a conditional first round draft choice on August 13, 2004.

|   |    |     |    |    |      |    |    |      |    |    |    |    |      |    |   |    |     |
|---|----|-----|----|----|------|----|----|------|----|----|----|----|------|----|---|----|-----|
| 03-04   | 42 | 373 | 33 | 96 | .344 | 14 | 23 | .609 | 24 | 44 | 68 | 14 | 48-0 | 12 | 9 | 93 | 2.2 |
| Three-Point Field Goals: 2003-04, 13-for-44 (.295). |    |     |    |    |      |    |    |      |    |    |    |    |      |    |   |    |     |

PLAYOFF RECORD

|   |   |    |   |   |      |   |   |      |   |   |   |   |     |   |   |   |     |
|---|---|----|---|---|------|---|---|------|---|---|---|---|-----|---|---|---|-----|
| 03-04   | 2 | 28 | 2 | 6 | .333 | 0 | 0 | .000 | 1 | 4 | 5 | 2 | 4-0 | 0 | 0 | 4 | 2.0 |
| Three-Point Field Goals: 2003-04, 0-for-2 (.000). |   |    |   |   |      |   |   |      |   |   |   |   |     |   |   |   |     |

K. C. JONES [#25, #27] 6'1" 200 LBS 05/25/32 SAN FRANCISCO '56

>> Transactions: Second round draft choice in 1956...Retired in 1967.

|        |     |       |      |      |      |      |      |      |  |  |  |      |      |         |  |      |     |
|--------|-----|-------|------|------|------|------|------|------|--|--|--|------|------|---------|--|------|-----|
| 58-59  | 49  | 609   | 65   | 192  | .339 | 41   | 68   | .603 |  |  |  | 127  | 70   | 58-0    |  | 171  | 3.5 |
| 59-60  | 74  | 1274  | 169  | 414  | .408 | 128  | 170  | .753 |  |  |  | 199  | 189  | 109-1   |  | 466  | 6.3 |
| 60-61  | 78  | 1605  | 203  | 601  | .338 | 186  | 280  | .664 |  |  |  | 279  | 253  | 190-3   |  | 592  | 7.6 |
| 61-62  | 79  | 2054  | 294  | 724  | .406 | 147  | 232  | .634 |  |  |  | 298  | 343  | 206-1   |  | 735  | 9.2 |
| 62-63  | 79  | 1945  | 230  | 591  | .389 | 112  | 177  | .633 |  |  |  | 263  | 317  | 221-3   |  | 572  | 7.2 |
| 63-64  | 80  | 2424  | 283  | 722  | .392 | 88   | 168  | .524 |  |  |  | 372  | 407  | 253-0   |  | 654  | 8.2 |
| 64-65  | 78  | 2434  | 253  | 639  | .396 | 143  | 227  | .630 |  |  |  | 318  | 437  | 263-5   |  | 649  | 8.3 |
| 65-66  | 80  | 2710  | 240  | 619  | .388 | 209  | 303  | .690 |  |  |  | 304  | 503  | 243-4   |  | 689  | 8.6 |
| 66-67  | 78  | 2446  | 182  | 459  | .397 | 109  | 189  | .630 |  |  |  | 239  | 389  | 273-7   |  | 483  | 6.2 |
| TOTALS | 676 | 17472 | 1914 | 4944 | .387 | 1171 | 1853 | .632 |  |  |  | 2392 | 2904 | 1824-25 |  | 4999 | 7.4 |

PLAYOFF RECORD

|        |     |      |     |     |      |     |     |       |  |  |  |     |     |       |  |     |      |
|--------|-----|------|-----|-----|------|-----|-----|-------|--|--|--|-----|-----|-------|--|-----|------|
| 58-59  | 8   | 75   | 5   | 20  | .250 | 5   | 5   | 1.000 |  |  |  | 12  | 10  | 8-0   |  | 15  | 1.9  |
| 59-60  | 13  | 232  | 27  | 80  | .337 | 17  | 22  | .773  |  |  |  | 45  | 14  | 28-0  |  | 71  | 5.5  |
| 60-61  | 9   | 103  | 9   | 30  | .300 | 7   | 14  | .500  |  |  |  | 19  | 15  | 17-0  |  | 25  | 2.8  |
| 61-62  | 14  | 329  | 44  | 102 | .431 | 38  | 53  | .717  |  |  |  | 56  | 55  | 50-1  |  | 126 | 9.0  |
| 62-63  | 13  | 255  | 19  | 64  | .297 | 21  | 30  | .700  |  |  |  | 36  | 37  | 42-1  |  | 59  | 4.5  |
| 63-64  | 10  | 312  | 25  | 72  | .347 | 13  | 25  | .520  |  |  |  | 37  | 68  | 40-0  |  | 63  | 6.3  |
| 64-65  | 12  | 396  | 43  | 104 | .413 | 35  | 45  | .778  |  |  |  | 39  | 74  | 49-1  |  | 121 | 10.1 |
| 65-66  | 17  | 543  | 45  | 109 | .413 | 39  | 57  | .684  |  |  |  | 52  | 75  | 65-0  |  | 129 | 7.6  |
| 66-67  | 9   | 254  | 24  | 75  | .320 | 11  | 18  | .611  |  |  |  | 24  | 48  | 36-1  |  | 59  | 6.6  |
| TOTALS | 105 | 2494 | 241 | 656 | .367 | 186 | 269 | .691  |  |  |  | 320 | 396 | 335-4 |  | 668 | 6.4  |

RONALD "POPEYE" JONES [#4] 6'8" 250 LBS 06/17/70 MURRAY STATE '92

>> Transactions: Acquired from the Toronto Raptors with Kenny Anderson and Zan Tabak for Chauncey Billups, Dee Brown, John Thomas and Roy Rogers on February 18, 1998...Traded with Ron Mercer and Dwayne Schintzius to the Denver Nuggets for Danny Fortson, Eric Williams, Eric Washington and a first-round draft choice on August 3, 1999.

|        |         |     |    |    |      |    |    |      |    |    |    |    |      |   |   |    |     |
|--------|---------|-----|----|----|------|----|----|------|----|----|----|----|------|---|---|----|-----|
| 97-98  | INJURED |     |    |    |      |    |    |      |    |    |    |    |      |   |   |    |     |
| 98-99  | 18      | 206 | 20 | 51 | .392 | 14 | 17 | .824 | 28 | 24 | 52 | 15 | 31-0 | 5 | 0 | 54 | 3.0 |
| TOTALS | 18      | 206 | 20 | 51 | .392 | 14 | 17 | .824 | 28 | 24 | 52 | 15 | 31-0 | 5 | 0 | 54 | 3.0 |

Three-Point Field Goals: 1997-98, None Attempted; 1998-99, 0-for-1 (.000). Total: 0-for-1 (.000).

SAM JONES [#24] 6'4" 205 LBS 06/24/33 NORTH CAROLINA CENTRAL '57

>> Transactions: First round draft choice (8<sup>th</sup> pick overall) in 1957 NBA Draft...Retired in 1969.

|        |     |       |      |       |      |      |      |      |  |  |  |      |      |        |  |       |      |
|--------|-----|-------|------|-------|------|------|------|------|--|--|--|------|------|--------|--|-------|------|
| 57-58  | 56  | 594   | 100  | 233   | .429 | 60   | 84   | .714 |  |  |  | 160  | 37   | 42-0   |  | 260   | 4.6  |
| 58-59  | 71  | 1466  | 305  | 703   | .434 | 151  | 196  | .770 |  |  |  | 428  | 101  | 102-0  |  | 761   | 10.7 |
| 59-60  | 74  | 1512  | 355  | 782   | .454 | 168  | 220  | .764 |  |  |  | 375  | 125  | 101-1  |  | 878   | 11.9 |
| 60-61  | 78  | 2028  | 480  | 1069  | .449 | 211  | 268  | .787 |  |  |  | 421  | 217  | 148-1  |  | 1171  | 15.0 |
| 61-62  | 78  | 2388  | 596  | 1284  | .464 | 243  | 297  | .818 |  |  |  | 458  | 232  | 149-0  |  | 1435  | 18.4 |
| 62-63  | 76  | 2323  | 621  | 1305  | .476 | 257  | 324  | .793 |  |  |  | 396  | 241  | 162-1  |  | 1499  | 19.7 |
| 63-64  | 76  | 2381  | 612  | 1359  | .450 | 249  | 318  | .783 |  |  |  | 349  | 202  | 192-1  |  | 1473  | 19.4 |
| 64-65  | 80  | 2885  | 821  | 1818  | .452 | 428  | 522  | .820 |  |  |  | 411  | 223  | 176-0  |  | 2070  | 25.9 |
| 65-66  | 67  | 2155  | 626  | 1335  | .469 | 325  | 407  | .799 |  |  |  | 347  | 216  | 170-0  |  | 1577  | 23.5 |
| 66-67  | 72  | 2325  | 638  | 1406  | .454 | 318  | 371  | .857 |  |  |  | 338  | 217  | 191-1  |  | 1594  | 22.1 |
| 67-68  | 73  | 2408  | 621  | 1348  | .461 | 311  | 376  | .827 |  |  |  | 357  | 216  | 181-0  |  | 1553  | 21.3 |
| 68-69  | 70  | 1820  | 496  | 1103  | .450 | 148  | 189  | .783 |  |  |  | 265  | 182  | 121-0  |  | 1140  | 16.3 |
| TOTALS | 871 | 24285 | 6271 | 13745 | .456 | 2869 | 3572 | .803 |  |  |  | 4305 | 2209 | 1735-5 |  | 15411 | 17.7 |

PLAYOFF RECORD

|       |    |     |     |     |      |    |    |      |  |  |  |    |    |      |  |     |      |
|-------|----|-----|-----|-----|------|----|----|------|--|--|--|----|----|------|--|-----|------|
| 57-58 | 8  | 75  | 10  | 22  | .455 | 11 | 16 | .688 |  |  |  | 24 | 4  | 7-0  |  | 31  | 3.9  |
| 58-59 | 11 | 192 | 40  | 108 | .370 | 33 | 39 | .846 |  |  |  | 63 | 17 | 14-0 |  | 113 | 10.3 |
| 59-60 | 13 | 197 | 45  | 117 | .385 | 17 | 21 | .809 |  |  |  | 41 | 18 | 15-0 |  | 107 | 8.2  |
| 60-61 | 10 | 258 | 50  | 112 | .446 | 31 | 35 | .886 |  |  |  | 54 | 22 | 22-0 |  | 131 | 13.1 |
| 61-62 | 14 | 504 | 123 | 277 | .444 | 42 | 60 | .700 |  |  |  | 99 | 44 | 30-0 |  | 288 | 20.6 |
| 62-63 | 13 | 450 | 120 | 248 | .484 | 69 | 83 | .831 |  |  |  | 81 | 32 | 42-1 |  | 309 | 23.8 |
| 63-64 | 10 | 356 | 91  | 180 | .506 | 50 | 68 | .735 |  |  |  | 47 | 23 | 24-0 |  | 232 | 23.2 |

| YEAR                           | G   | MIN  | FGM  | FGA  | PCT  | FTM | FTA | PCT  | OFF | DEF | TOT | AST | PF-DQ | ST | BL | PTS  | AVG  |
|--------------------------------|-----|------|------|------|------|-----|-----|------|-----|-----|-----|-----|-------|----|----|------|------|
| SAM JONES PLAYOFF RECORD CONT. |     |      |      |      |      |     |     |      |     |     |     |     |       |    |    |      |      |
| 64-65                          | 12  | 495  | 135  | 294  | .459 | 73  | 84  | .869 |     |     | 55  | 30  | 39-1  |    |    | 343  | 28.6 |
| 65-66                          | 17  | 602  | 154  | 343  | .449 | 114 | 136 | .838 |     |     | 86  | 53  | 65-1  |    |    | 422  | 24.8 |
| 66-67                          | 9   | 326  | 95   | 207  | .459 | 50  | 58  | .862 |     |     | 46  | 28  | 30-1  |    |    | 240  | 26.7 |
| 67-68                          | 19  | 685  | 162  | 367  | .441 | 66  | 84  | .786 |     |     | 64  | 50  | 58-0  |    |    | 390  | 20.5 |
| 68-69                          | 18  | 514  | 124  | 296  | .419 | 55  | 69  | .797 |     |     | 58  | 37  | 45-1  |    |    | 303  | 16.8 |
| TOTALS                         | 154 | 4654 | 1149 | 2571 | .447 | 611 | 753 | .811 |     |     | 718 | 358 | 391-5 |    |    | 2909 | 18.9 |

|   |   |    |   |    |      |   |   |      |   |             |   |                |     |                 |   |                     |     |  |  |  |  |  |  |  |  |  |  |
|---|---|----|---|----|------|---|---|------|---|-------------|---|----------------|-----|-----------------|---|---------------------|-----|--|--|--|--|--|--|--|--|--|--|
| <b>KRIS JOSEPH [#43]</b>  |   |    |   |    |      |   |   |      |   | <b>6'7"</b> |   | <b>215 LBS</b> |     | <b>12/17/88</b> |   | <b>SYRACUSE '12</b> |     |  |  |  |  |  |  |  |  |  |  |
| >> Transactions: Second round draft choice (51st overall) in 2012 NBA Draft...Waived on January 6, 2013...Acquired from Brooklyn along with Keith Bogans, MarShon Brooks, Kris Humphries, Gerald Wallace, three future first round draft picks, and the option to swap first round draft picks in 2017 in exchange for Paul Pierce, Kevin Garnett, Jason Terry and D.J. White on July 12, 2013...Waived on July 15, 2013. |   |    |   |    |      |   |   |      |   |             |   |                |     |                 |   |                     |     |  |  |  |  |  |  |  |  |  |  |
| 12-13   | 6 | 24 | 2 | 11 | .182 | 3 | 4 | .750 | 1 | 4           | 5 | 1              | 2-0 | 0               | 0 | 7                   | 1.2 |  |  |  |  |  |  |  |  |  |  |
| Three-Point Field Goals: 2012-13, 0-for-2 (.000).   |   |    |   |    |      |   |   |      |   |             |   |                |     |                 |   |                     |     |  |  |  |  |  |  |  |  |  |  |

| JEFF JUDKINS [#32]   |     |      |     | 6'6" |      | 185 LBS |     | 03/23/56 |     | UTAH '78 |     |     |       |     |    |      |     |
|--|-----|------|-----|------|------|---------|-----|----------|-----|----------|-----|-----|-------|-----|----|------|-----|
| >> Transactions: Second round draft choice (30th pick overall) in 1978 NBA Draft...Selected by the Dallas Mavericks in the NBA expansion draft on July 28, 1980. |     |      |     |      |      |         |     |          |     |          |     |     |       |     |    |      |     |
| 78-79  | 81  | 1521 | 295 | 587  | .503 | 119     | 146 | .815     | 70  | 121      | 191 | 145 | 184-1 | 81  | 12 | 709  | 8.8 |
| 79-80  | 65  | 674  | 139 | 276  | .504 | 62      | 76  | .816     | 32  | 34       | 66  | 47  | 91-0  | 29  | 5  | 351  | 5.4 |
| TOTALS   | 146 | 2195 | 434 | 863  | .503 | 181     | 222 | .816     | 102 | 155      | 257 | 192 | 275-1 | 110 | 17 | 1060 | 7.3 |
| Three-Point Field Goals: 1979-80 11-for-27 (.407).   |     |      |     |      |      |         |     |          |     |          |     |     |       |     |    |      |     |

|   |   |    |   |   |      |   |   |      |   |   |   |   |     |   |   |   |     |
|---|---|----|---|---|------|---|---|------|---|---|---|---|-----|---|---|---|-----|
| <b>PLAYOFF RECORD</b>                             |   |    |   |   |      |   |   |      |   |   |   |   |     |   |   |   |     |
| 79-80   | 7 | 10 | 4 | 8 | .500 | 0 | 0 | .000 | 3 | 1 | 4 | 0 | 0-0 | 1 | 0 | 9 | 1.3 |
| Three-Point Field Goals: 1979-80, 1-for-3 (.333). |   |    |   |   |      |   |   |      |   |   |   |   |     |   |   |   |     |

|                           |    |             |     |                |     |                 |      |                       |  |  |     |     |  |  |  |     |      |
|---------------------------|----|-------------|-----|----------------|-----|-----------------|------|-----------------------|--|--|-----|-----|--|--|--|-----|------|
| <b>GEORGE KAFTAN [#9]</b> |    | <b>6'3"</b> |     | <b>190 LBS</b> |     | <b>02/22/28</b> |      | <b>HOLY CROSS '48</b> |  |  |     |     |  |  |  |     |      |
| 48-49                     | 21 | 116         | 315 | .368           | 72  | 115             | .626 |                       |  |  | 61  | 28  |  |  |  | 304 | 14.5 |
| 49-50                     | 55 | 199         | 535 | .372           | 136 | 208             | .654 |                       |  |  | 145 | 92  |  |  |  | 534 | 9.7  |
| TOTALS                    | 76 | 315         | 850 | .371           | 208 | 323             | .644 |                       |  |  | 206 | 120 |  |  |  | 838 | 11.0 |

|  |    |              |    |                |    |                             |      |                   |  |  |   |    |  |  |  |    |     |
|--|----|--------------|----|----------------|----|-----------------------------|------|-------------------|--|--|---|----|--|--|--|----|-----|
| <b>TONY KAPPEN [#5]</b>                        |    | <b>5'10"</b> |    | <b>165 LBS</b> |    | <b>04/13/19 D: 12/18/93</b> |      | <b>NO COLLEGE</b> |  |  |   |    |  |  |  |    |     |
| 46-47  | 18 | 25           | 91 | .275           | 24 | 38                          | .632 |                   |  |  | 6 | 24 |  |  |  | 74 | 4.1 |
| Also played 41 games for Pittsburgh in 1946-47 |    |              |    |                |    |                             |      |                   |  |  |   |    |  |  |  |    |     |

|                                |    |             |     |                |    |                 |      |                 |  |  |    |     |  |  |  |     |     |
|--------------------------------|----|-------------|-----|----------------|----|-----------------|------|-----------------|--|--|----|-----|--|--|--|-----|-----|
| <b>GERARD KELLY [#14, #24]</b> |    | <b>6'2"</b> |     | <b>180 LBS</b> |    | <b>06/14/18</b> |      | <b>MARSHALL</b> |  |  |    |     |  |  |  |     |     |
| 46-47                          | 43 | 91          | 313 | .291           | 74 | 111             | .667 |                 |  |  | 21 | 128 |  |  |  | 256 | 6.0 |

|                       |    |             |     |                |    |                             |      |                          |  |  |    |    |  |  |  |     |     |
|-----------------------|----|-------------|-----|----------------|----|-----------------------------|------|--------------------------|--|--|----|----|--|--|--|-----|-----|
| <b>TOM KELLY [#6]</b> |    | <b>6'2"</b> |     | <b>172 LBS</b> |    | <b>03/05/24 D: 03/20/08</b> |      | <b>NY UNIVERSITY '48</b> |  |  |    |    |  |  |  |     |     |
| 48-49                 | 27 | 73          | 218 | .335           | 45 | 73                          | .616 |                          |  |  | 38 | 73 |  |  |  | 191 | 7.1 |

|  |    |     |    |             |      |                |    |                 |  |                        |     |    |      |  |  |    |     |  |  |
|--|----|-----|----|-------------|------|----------------|----|-----------------|--|------------------------|-----|----|------|--|--|----|-----|--|--|
| <b>TOBY KIMBALL [#26]</b>  |    |     |    | <b>6'8"</b> |      | <b>220 LBS</b> |    | <b>09/07/42</b> |  | <b>CONNECTICUT '65</b> |     |    |      |  |  |    |     |  |  |
| >> Transactions: Third round draft choice (22nd pick overall) in 1965 NBA Draft...Selected by the San Diego Rockets in the NBA expansion draft on May 1, 1967. |    |     |    |             |      |                |    |                 |  |                        |     |    |      |  |  |    |     |  |  |
| 66-67  | 38 | 222 | 35 | 97          | .361 | 27             | 40 | .675            |  |                        | 146 | 13 | 42-0 |  |  | 97 | 2.6 |  |  |

|                       |   |   |   |   |      |   |   |      |  |  |   |   |     |  |  |   |     |
|-----------------------|---|---|---|---|------|---|---|------|--|--|---|---|-----|--|--|---|-----|
| <b>PLAYOFF RECORD</b> |   |   |   |   |      |   |   |      |  |  |   |   |     |  |  |   |     |
| 66-67                 | 1 | 4 | 0 | 2 | .000 | 0 | 0 | .000 |  |  | 3 | 0 | 1-0 |  |  | 0 | 0.0 |

|                           |   |             |   |                |      |                            |   |                   |  |  |   |   |     |  |  |    |      |
|---------------------------|---|-------------|---|----------------|------|----------------------------|---|-------------------|--|--|---|---|-----|--|--|----|------|
| <b>MAURICE KING [#19]</b> |   | <b>6'3"</b> |   | <b>195 LBS</b> |      | <b>03/12/35 D:09/17/07</b> |   | <b>KANSAS '57</b> |  |  |   |   |     |  |  |    |      |
| 59-60                     | 1 | 19          | 5 | 8              | .625 | 0                          | 1 | .000              |  |  | 4 | 2 | 3-0 |  |  | 10 | 10.0 |

|  |   |              |   |                |      |                 |   |                     |   |   |   |   |     |   |   |    |     |
|--|---|--------------|---|----------------|------|-----------------|---|---------------------|---|---|---|---|-----|---|---|----|-----|
| <b>STACEY KING [#41]</b>   |   | <b>6'11"</b> |   | <b>250 LBS</b> |      | <b>01/29/67</b> |   | <b>OKLAHOMA '89</b> |   |   |   |   |     |   |   |    |     |
| >> Transactions: Signed to a ten-day contract on March 10, 1997...Not signed to a second ten-day contract and was released on March 21, 1997 (also played 6 games for Dalls in 1996-97). |   |              |   |                |      |                 |   |                     |   |   |   |   |     |   |   |    |     |
| 96-97  | 5 | 33           | 5 | 7              | .714 | 2               | 3 | .667                | 1 | 8 | 9 | 1 | 3-0 | 0 | 1 | 12 | 2.4 |
| Three-Point Field Goals: 1996-97, None Attempted.  |   |              |   |                |      |                 |   |                     |   |   |   |   |     |   |   |    |     |

|   |    |             |     |                |     |                             |      |                 |  |  |     |     |  |  |  |     |      |
|---|----|-------------|-----|----------------|-----|-----------------------------|------|-----------------|--|--|-----|-----|--|--|--|-----|------|
| <b>BOB KINNEY [#22]</b>                         |    | <b>6'6"</b> |     | <b>220 LBS</b> |     | <b>09/16/20 D: 09/02/85</b> |      | <b>RICE '42</b> |  |  |     |     |  |  |  |     |      |
| 48-49   | 21 | 75          | 224 | .335           | 54  | 91                          | .593 |                 |  |  | 26  | 89  |  |  |  | 204 | 9.7  |
| 49-50   | 60 | 233         | 621 | .375           | 201 | 320                         | .628 |                 |  |  | 100 | 251 |  |  |  | 667 | 11.1 |
| TOTALS  | 81 | 308         | 845 | .364           | 255 | 411                         | .620 |                 |  |  | 126 | 340 |  |  |  | 871 | 10.8 |
| Also played 37 games for Fort Wayne in 1948-49. |    |             |     |                |     |                             |      |                 |  |  |     |     |  |  |  |     |      |

YEAR G MIN FGM FGA PCT FTM FTA PCT OFF DEF TOT AST PF-DQ ST BL PTS AVG

GREG KITE [#50] 6'11" 250 LBS 08/05/61 BRIGHAM YOUNG '83

>> Transactions: First round draft choice (21<sup>st</sup> pick overall) in 1983 NBA Draft...Waived on February 1, 1988 (also played 40 games for LA Clippers in 1987-88).

|        |     |      |     |     |      |    |     |      |     |     |     |    |       |    |    |     |     |
|--------|-----|------|-----|-----|------|----|-----|------|-----|-----|-----|----|-------|----|----|-----|-----|
| 83-84  | 35  | 197  | 30  | 66  | .455 | 5  | 16  | .313 | 27  | 35  | 62  | 7  | 42-0  | 1  | 5  | 65  | 1.9 |
| 84-85  | 55  | 424  | 33  | 88  | .375 | 22 | 32  | .688 | 38  | 51  | 89  | 17 | 84-3  | 3  | 10 | 88  | 1.6 |
| 85-86  | 64  | 464  | 34  | 91  | .374 | 15 | 39  | .385 | 35  | 93  | 128 | 17 | 81-1  | 3  | 28 | 83  | 1.3 |
| 86-87  | 74  | 745  | 47  | 110 | .427 | 29 | 76  | .382 | 61  | 108 | 169 | 27 | 148-2 | 17 | 46 | 123 | 1.7 |
| 87-88  | 13  | 86   | 9   | 23  | .391 | 1  | 6   | .167 | 10  | 14  | 24  | 2  | 16-0  | 3  | 8  | 19  | 1.5 |
| TOTALS | 241 | 1916 | 153 | 378 | .405 | 72 | 169 | .426 | 171 | 301 | 472 | 70 | 371-6 | 27 | 97 | 378 | 1.6 |

Three-Point Field Goals: 1985-86, 0-for-1 (.000); 1986-87, 0-for-1 (.000). Totals: 0-for-2 (.000).

PLAYOFF RECORD

|        |    |     |    |    |      |    |    |      |    |    |    |    |      |   |    |    |     |
|--------|----|-----|----|----|------|----|----|------|----|----|----|----|------|---|----|----|-----|
| 83-84  | 11 | 38  | 1  | 8  | .125 | 5  | 6  | .833 | 5  | 4  | 9  | 3  | 9-0  | 0 | 1  | 7  | 0.6 |
| 84-85  | 9  | 63  | 5  | 12 | .417 | 1  | 2  | .500 | 5  | 11 | 16 | 3  | 13-0 | 1 | 0  | 11 | 1.2 |
| 85-86  | 13 | 78  | 7  | 10 | .700 | 4  | 7  | .571 | 5  | 14 | 19 | 3  | 20-0 | 2 | 4  | 18 | 1.4 |
| 86-87  | 20 | 172 | 7  | 20 | .350 | 3  | 7  | .429 | 15 | 31 | 46 | 8  | 43-1 | 2 | 8  | 17 | 0.9 |
| TOTALS | 53 | 351 | 20 | 50 | .400 | 13 | 22 | .591 | 30 | 60 | 90 | 17 | 85-1 | 5 | 13 | 53 | 1.0 |

Three-Point Field Goals: None Attempted.

JOE KLEINE [#53] 7'0" 271 LBS 01/04/62 ARKANSAS '85

>> Transactions: Acquired from the Sacramento Kings with Ed Pinckney for Danny Ainge and Brad Lohaus on February 23, 1989 (also played 47 games for Sacramento in 1988-89)...Contract was not renewed after the 1992-93 season and he became a free agent.

|        |     |      |     |      |      |     |     |      |     |     |      |     |       |    |    |      |     |
|--------|-----|------|-----|------|------|-----|-----|------|-----|-----|------|-----|-------|----|----|------|-----|
| 88-89  | 28  | 498  | 59  | 129  | .457 | 53  | 64  | .828 | 49  | 88  | 137  | 32  | 66-0  | 15 | 5  | 171  | 6.1 |
| 89-90  | 81  | 1365 | 176 | 367  | .480 | 83  | 100 | .830 | 117 | 238 | 355  | 46  | 170-0 | 15 | 27 | 435  | 5.4 |
| 90-91  | 72  | 850  | 102 | 218  | .468 | 54  | 69  | .783 | 71  | 173 | 244  | 21  | 108-0 | 15 | 14 | 258  | 3.6 |
| 91-92  | 70  | 991  | 144 | 293  | .491 | 34  | 48  | .708 | 94  | 202 | 296  | 32  | 99-0  | 23 | 14 | 326  | 4.7 |
| 92-93  | 78  | 1129 | 108 | 267  | .404 | 41  | 58  | .707 | 113 | 233 | 346  | 39  | 123-0 | 17 | 17 | 257  | 3.3 |
| TOTALS | 329 | 4833 | 589 | 1274 | .461 | 265 | 339 | .782 | 444 | 934 | 1378 | 170 | 566-0 | 85 | 77 | 1447 | 4.4 |

Three-Point Field Goals: 1988-89, 0-for-1 (.000); 1989-90, 0-for-4 (.000); 1990-91, 0-for-2 (.000); 1991-92, 4-for-8 (.500); 1992-93, 0-for-6 (.000). Totals: 4-for-22 (.182).

PLAYOFF RECORD

|        |    |     |    |    |      |    |    |      |    |    |    |   |      |   |   |    |     |
|--------|----|-----|----|----|------|----|----|------|----|----|----|---|------|---|---|----|-----|
| 88-89  | 3  | 65  | 6  | 11 | .545 | 7  | 9  | .778 | 4  | 13 | 17 | 2 | 9-0  | 0 | 1 | 19 | 6.3 |
| 89-90  | 5  | 79  | 13 | 17 | .765 | 5  | 6  | .833 | 3  | 11 | 14 | 2 | 12-0 | 2 | 3 | 31 | 6.2 |
| 90-91  | 5  | 31  | 4  | 9  | .444 | 0  | 0  | .000 | 5  | 6  | 11 | 1 | 7-0  | 0 | 0 | 8  | 1.6 |
| 91-92  | 9  | 82  | 9  | 22 | .409 | 2  | 2  | 1.00 | 6  | 16 | 22 | 1 | 11-0 | 0 | 1 | 20 | 2.2 |
| 92-93  | 4  | 29  | 3  | 5  | .600 | 0  | 0  | .000 | 0  | 5  | 5  | 0 | 4-0  | 0 | 1 | 6  | 1.5 |
| TOTALS | 26 | 286 | 35 | 64 | .547 | 14 | 17 | .824 | 18 | 51 | 69 | 6 | 43-0 | 2 | 6 | 84 | 3.2 |

Three-Point Field Goals: 1988-89, 0-for-1 (.000); 1989-90, 0-for-1 (.000); 1991-92, 0-for-1 (.000). Totals: 0-for-3 (.000).

BILLY KNIGHT [#35] 6'6" 195 LBS 06/09/52 PITTSBURGH '74

>> Transactions: Acquired from the San Diego Clippers with Nate Archibald, Marvin Barnes and draft choices for Kevin Kunnert, Kermit Washington, Sidney Wicks and the rights to Freeman Williams on August 4, 1978...Traded to the Indiana Pacers for Rick Robey on January 16, 1979 (also played 39 games for Indiana in 1978-79).

|       |    |      |     |     |      |     |     |      |    |     |     |    |      |    |   |     |      |
|-------|----|------|-----|-----|------|-----|-----|------|----|-----|-----|----|------|----|---|-----|------|
| 78-79 | 40 | 1119 | 219 | 436 | .502 | 118 | 146 | .808 | 41 | 132 | 173 | 66 | 86-1 | 31 | 3 | 556 | 13.9 |
|-------|----|------|-----|-----|------|-----|-----|------|----|-----|-----|----|------|----|---|-----|------|

TRAVIS KNIGHT [#40] 7'0" 235 LBS 09/13/74 CONNECTICUT '96

>> Transactions: Signed as a free agent on July 7, 1997...Traded to the Los Angeles Lakers for Tony Battie on January 21, 1999.

|       |    |      |     |     |      |    |     |      |     |     |     |     |       |    |    |     |     |
|-------|----|------|-----|-----|------|----|-----|------|-----|-----|-----|-----|-------|----|----|-----|-----|
| 97-98 | 74 | 1503 | 193 | 438 | .441 | 81 | 103 | .786 | 146 | 219 | 365 | 104 | 253-3 | 54 | 82 | 482 | 6.5 |
|-------|----|------|-----|-----|------|----|-----|------|-----|-----|-----|-----|-------|----|----|-----|-----|

BART KOFOED [#12] 6'4" 210 LBS 03/24/64 KEARNEY STATE '87

>> Transactions: Signed as a free agent on October 8, 1992...Waived on November 26, 1992.

|       |   |    |   |    |      |    |    |      |   |   |   |    |     |   |   |    |     |
|-------|---|----|---|----|------|----|----|------|---|---|---|----|-----|---|---|----|-----|
| 92-93 | 7 | 41 | 3 | 13 | .231 | 11 | 14 | .786 | 0 | 1 | 1 | 10 | 1-0 | 2 | 1 | 17 | 2.4 |
|-------|---|----|---|----|------|----|----|------|---|---|---|----|-----|---|---|----|-----|

Three-Point Field Goals: 1992-93, 0-for-1 (.000).

HAROLD KOTTMAN [#9] 6'8" 220 LBS 08/22/22 CULVER-STOCKTON '46

|       |    |  |    |     |      |    |     |      |  |  |  |    |    |  |  |     |     |
|-------|----|--|----|-----|------|----|-----|------|--|--|--|----|----|--|--|-----|-----|
| 46-47 | 53 |  | 59 | 188 | .314 | 47 | 101 | .465 |  |  |  | 17 | 58 |  |  | 165 | 3.1 |
|-------|----|--|----|-----|------|----|-----|------|--|--|--|----|----|--|--|-----|-----|

WAYNE KREKLOW [#20] 6'4" 175 LBS 01/04/57 DRAKE '79

>> Transactions: Third round draft choice (53<sup>rd</sup> pick overall) in 1979...Waived on October 10, 1979...Re-signed on September 12, 1980...Waived on January 21, 1981.

|       |    |     |    |    |      |   |    |      |   |    |    |   |      |   |   |    |     |
|-------|----|-----|----|----|------|---|----|------|---|----|----|---|------|---|---|----|-----|
| 80-81 | 25 | 100 | 11 | 47 | .234 | 7 | 10 | .700 | 2 | 10 | 12 | 9 | 20-0 | 2 | 1 | 30 | 1.2 |
|-------|----|-----|----|----|------|---|----|------|---|----|----|---|------|---|---|----|-----|

Three-Point Field Goals: 1980-81, 1-for-4 (.250).

YEAR G MIN FGM FGA PCT FTM FTA PCT OFF DEF TOT AST PF-DQ ST BL PTS AVG

NENAD KRSTIC [#4] 7'0" 240 LBS 07/25/83 SERBIA

>> Transactions: Acquired from the Oklahoma City Thunder along with Jeff Green and a future first round draft pick (from the LA Clippers) in exchange for Kendrick Perkins and Nate Robinson on February 24, 2011.  
10-11 24 553 79 147 .537 60 80 .750 47 81 128 8 77-0 8 8 218 9.1  
Three-Point Field Goals: 2010-11, None Attempted.

PLAYOFF RECORD

10-11 7 56 5 8 .625 2 3 .667 5 7 12 2 8-0 0 4 12 1.7  
Three-Point Field Goals: 2010-11, None Attempted.

STEVE KUBERSKI [#11, #33] 6'8" 215 LBS 11/06/47 BRADLEY '69

>> Transactions: Fourth round draft choice (52nd pick overall) in 1969 NBA Draft...Selected by the New Orleans Jazz in the NBA expansion draft on May 20, 1974...Signed as a free agent on December 11, 1975 (also played 10 games for Buffalo in 1975-76)...Waived on December 8, 1977.

|        |     |      |      |      |      |     |     |      |     |     |      |     |       |    |    |      |     |
|--------|-----|------|------|------|------|-----|-----|------|-----|-----|------|-----|-------|----|----|------|-----|
| 69-70  | 51  | 797  | 130  | 335  | .388 | 64  | 92  | .696 |     |     | 257  | 29  | 87-0  |    |    | 324  | 6.4 |
| 70-71  | 82  | 1867 | 313  | 745  | .420 | 133 | 183 | .727 |     |     | 538  | 78  | 198-1 |    |    | 759  | 9.3 |
| 71-72  | 71  | 1128 | 185  | 444  | .417 | 80  | 102 | .784 |     |     | 320  | 46  | 130-1 |    |    | 450  | 6.3 |
| 72-73  | 78  | 762  | 140  | 347  | .403 | 65  | 84  | .774 |     |     | 197  | 26  | 92-0  |    |    | 345  | 4.4 |
| 73-74  | 78  | 985  | 157  | 368  | .427 | 86  | 111 | .775 |     |     | 237  | 38  | 125-0 |    |    | 400  | 5.1 |
| 75-76  | 60  | 882  | 128  | 274  | .467 | 68  | 76  | .895 | 86  | 148 | 234  | 44  | 123-1 | 11 | 11 | 324  | 5.4 |
| 76-77  | 76  | 860  | 131  | 312  | .420 | 63  | 83  | .759 | 76  | 133 | 209  | 39  | 89-0  | 7  | 5  | 325  | 4.3 |
| 77-78  | 3   | 14   | 1    | 4    | .250 | 0   | 0   | .000 | 1   | 5   | 6    | 0   | 2-0   | 1  | 0  | 2    | 0.7 |
| TOTALS | 499 | 7285 | 1185 | 2829 | .419 | 559 | 731 | .765 | 259 | 427 | 1998 | 300 | 846-3 | 26 | 23 | 2929 | 5.9 |

PLAYOFF RECORD

|        |    |     |     |     |      |    |    |      |    |    |     |    |      |   |   |     |      |
|--------|----|-----|-----|-----|------|----|----|------|----|----|-----|----|------|---|---|-----|------|
| 71-72  | 11 | 218 | 48  | 87  | .552 | 32 | 38 | .842 |    |    | 63  | 3  | 23-0 |   |   | 128 | 11.6 |
| 72-73  | 12 | 95  | 19  | 46  | .413 | 7  | 10 | .700 |    |    | 14  | 3  | 15-0 |   |   | 45  | 3.8  |
| 73-74  | 9  | 69  | 5   | 25  | .200 | 5  | 10 | .500 | 8  | 12 | 20  | 2  | 9-0  | 1 | 1 | 15  | 1.7  |
| 75-76  | 18 | 232 | 38  | 81  | .469 | 21 | 26 | .808 | 16 | 35 | 51  | 16 | 38-0 | 0 | 3 | 97  | 5.4  |
| TOTALS | 50 | 614 | 110 | 239 | .460 | 65 | 84 | .774 | 24 | 47 | 148 | 24 | 85-0 | 1 | 4 | 285 | 5.7  |

FRANK KUDELKA [#21] 6'2" 193 LBS 06/25/25 D: 05/04/93 ST. MARY'S (CA)

50-51

PLAYOFF RECORD

|       |   |  |   |   |      |   |   |      |  |  |   |   |     |  |  |   |     |
|-------|---|--|---|---|------|---|---|------|--|--|---|---|-----|--|--|---|-----|
| 50-51 | 1 |  | 2 | 4 | .500 | 0 | 3 | .000 |  |  | 5 | 2 | 3-0 |  |  | 4 | 4.0 |
|-------|---|--|---|---|------|---|---|------|--|--|---|---|-----|--|--|---|-----|

Also played for Washington in 1950-51. Games played for Boston were not recorded.

OLIVER LAFAYETTE [#0] 6'2" 190 LBS 05/06/84 HOUSTON '07

>> Transactions: Signed on April 14, 2010.

|       |   |    |   |   |      |   |   |     |   |   |   |   |     |   |   |   |     |
|-------|---|----|---|---|------|---|---|-----|---|---|---|---|-----|---|---|---|-----|
| 09-10 | 1 | 22 | 3 | 6 | .500 | 0 | 0 | --- | 1 | 3 | 4 | 2 | 0-0 | 0 | 0 | 7 | 7.0 |
|-------|---|----|---|---|------|---|---|-----|---|---|---|---|-----|---|---|---|-----|

Three-Point Field Goals: 2009-10, 1-for-2 (.500).

RAEF LAFRENTZ [#45] 6'11" 245 LBS 05/29/76 KANSAS '98

>> Transactions: Acquired from the Dallas Mavericks along with Chris Hills, Jiri Welsch and a first round draft choice for Tony Delk and Antoine Walker on October 20, 2003...Traded to the Portland Trail Blazers along with Dan Dickau and Boston's 2006 first round draft pick (#7 pick overall) for Sebastian Telfair, Theo Ratcliff and a second round draft pick in 2008 on June 28, 2006.

|        |     |      |     |      |      |     |     |      |     |     |      |     |       |    |     |      |      |
|--------|-----|------|-----|------|------|-----|-----|------|-----|-----|------|-----|-------|----|-----|------|------|
| 03-04  | 17  | 328  | 57  | 124  | .460 | 10  | 13  | .769 | 30  | 49  | 79   | 24  | 47-1  | 8  | 13  | 132  | 7.8  |
| 04-05  | 80  | 2196 | 341 | 688  | .496 | 120 | 148 | .811 | 154 | 399 | 553  | 98  | 262-2 | 42 | 99  | 884  | 11.1 |
| 05-06  | 82  | 2033 | 238 | 552  | .431 | 51  | 75  | .680 | 80  | 326 | 406  | 115 | 273-6 | 29 | 72  | 639  | 7.8  |
| TOTALS | 179 | 4557 | 636 | 1364 | .466 | 181 | 236 | .767 | 264 | 774 | 1038 | 237 | 582-9 | 79 | 184 | 1655 | 9.2  |

Three-Point Field Goals: 2003-04, 8-for-40 (.200); 2004-05, 82-for-225 (.364); 2005-06, 112-for-286 (.392). Totals: 202-for-551 (.367).

PLAYOFF RECORD

|       |   |     |    |    |      |   |    |      |   |    |    |   |      |   |    |    |     |
|-------|---|-----|----|----|------|---|----|------|---|----|----|---|------|---|----|----|-----|
| 04-05 | 7 | 185 | 16 | 41 | .390 | 8 | 10 | .800 | 6 | 28 | 34 | 8 | 27-1 | 6 | 12 | 48 | 6.9 |
|-------|---|-----|----|----|------|---|----|------|---|----|----|---|------|---|----|----|-----|

Three-Point Field Goals: 2004-05, 8-for-16 (.500).

MARCUS LANDRY [#12] 6'7" 230 LBS 11/01/85 WISCONSIN '09

>> Transactions: Acquired from the New York Knicks along with Nate Robinson in exchange for Eddie House, Bill Walker and J.R. Giddens on February 18, 2010...Waived April 9, 2010.

|       |   |   |   |   |      |   |   |      |   |   |   |   |     |   |   |   |     |
|-------|---|---|---|---|------|---|---|------|---|---|---|---|-----|---|---|---|-----|
| 09-10 | 1 | 3 | 0 | 2 | .000 | 0 | 0 | .000 | 0 | 0 | 0 | 0 | 0-0 | 0 | 0 | 0 | 0.0 |
|-------|---|---|---|---|------|---|---|------|---|---|---|---|-----|---|---|---|-----|

Three-Point Field Goals: 2009-10, 0-for-2 (.000).

TONY LAVELLI [#4, #11] 6'3" 185 LBS 07/11/26 D: 01/10/98 YALE '49

>> Transactions: First round draft choice in 1949.

|       |    |  |     |     |      |     |     |      |  |  |  |    |     |  |  |     |     |
|-------|----|--|-----|-----|------|-----|-----|------|--|--|--|----|-----|--|--|-----|-----|
| 49-50 | 56 |  | 162 | 436 | .372 | 168 | 197 | .853 |  |  |  | 40 | 107 |  |  | 492 | 8.8 |
|-------|----|--|-----|-----|------|-----|-----|------|--|--|--|----|-----|--|--|-----|-----|

| YEAR | G | MIN | FGM | FGA | PCT | FTM | FTA | PCT | OFF | DEF | TOT | AST | PF-DQ | ST | BL | PTS | AVG |
|------|---|-----|-----|-----|-----|-----|-----|-----|-----|-----|-----|-----|-------|----|----|-----|-----|
|------|---|-----|-----|-----|-----|-----|-----|-----|-----|-----|-----|-----|-------|----|----|-----|-----|

**COURTNEY LEE [#11]****6'5"****200 LBS****10/03/85****WESTERN KENTUCKY '08**

>> Transactions: Acquired from Houston in a three-team trade that sent JaJuan Johnson, E'Twaun Moore, Sean Williams and a future second round pick to Houston and two future second round picks, Sasha Pavlovic and cash considerations to Portland on July 20, 2012...Traded to Memphis as part of a three-team trade that saw Boston acquire Jerryd Bayless and forward Ryan Gomes on January 6, 2014.

|               |            |             |            |            |             |           |           |             |           |            |            |            |              |            |           |            |            |
|---------------|------------|-------------|------------|------------|-------------|-----------|-----------|-------------|-----------|------------|------------|------------|--------------|------------|-----------|------------|------------|
| 12-13         | 78         | 1941        | 246        | 530        | .464        | 62        | 72        | .861        | 31        | 159        | 190        | 143        | 139-0        | 89         | 21        | 612        | 7.8        |
| 13-14         | 30         | 505         | 90         | 183        | .492        | 18        | 22        | .818        | 8         | 41         | 49         | 32         | 37-1         | 20         | 9         | 221        | 7.4        |
| <b>TOTALS</b> | <b>108</b> | <b>2446</b> | <b>336</b> | <b>713</b> | <b>.471</b> | <b>80</b> | <b>94</b> | <b>.851</b> | <b>39</b> | <b>200</b> | <b>239</b> | <b>175</b> | <b>176-1</b> | <b>109</b> | <b>30</b> | <b>833</b> | <b>7.7</b> |

Three-Point Field Goals: 2012-13, 58-for-156 (.372); 2013-14, 23-for-52 (.442). Totals: 81-for-208 (.389).

**PLAYOFF RECORD**

|       |   |    |   |   |      |   |   |       |   |   |   |   |     |   |   |   |     |
|-------|---|----|---|---|------|---|---|-------|---|---|---|---|-----|---|---|---|-----|
| 12-13 | 4 | 39 | 1 | 5 | .200 | 4 | 4 | 1.000 | 0 | 2 | 2 | 1 | 3-0 | 2 | 0 | 6 | 1.5 |
|-------|---|----|---|---|------|---|---|-------|---|---|---|---|-----|---|---|---|-----|

Three-Point Field Goals: 2013-14, 0-for-2 (.000).

**ED LEEDE [#5]****6'3"****185 LBS****07/17/27****DARTMOUTH '48**

|               |            |  |            |            |             |            |            |             |  |  |  |            |            |            |  |            |            |
|---------------|------------|--|------------|------------|-------------|------------|------------|-------------|--|--|--|------------|------------|------------|--|------------|------------|
| 49-50         | 64         |  | 174        | 507        | .343        | 223        | 316        | .706        |  |  |  | 130        | 167        |            |  | 571        | 8.9        |
| 50-51         | 57         |  | 119        | 370        | .322        | 140        | 189        | .741        |  |  |  | 118        | 95         | 144-3      |  | 378        | 6.6        |
| <b>TOTALS</b> | <b>121</b> |  | <b>293</b> | <b>877</b> | <b>.335</b> | <b>363</b> | <b>505</b> | <b>.719</b> |  |  |  | <b>118</b> | <b>225</b> | <b>311</b> |  | <b>949</b> | <b>7.8</b> |

**PLAYOFF RECORD**

|       |   |  |   |   |      |   |   |       |  |  |  |   |   |   |  |   |     |
|-------|---|--|---|---|------|---|---|-------|--|--|--|---|---|---|--|---|-----|
| 50-51 | 2 |  | 1 | 7 | .143 | 1 | 1 | 1.000 |  |  |  | 0 | 2 | 3 |  | 3 | 1.5 |
|-------|---|--|---|---|------|---|---|-------|--|--|--|---|---|---|--|---|-----|

**REGGIE LEWIS [#35]****6'7"****195 LBS****11/21/65 D: 07/27/93****NORTHEASTERN '87**

>> Transactions: First round draft choice (2<sup>nd</sup> pick overall) in 1987 NBA Draft.

|               |            |              |             |             |             |             |             |             |            |             |             |             |                |            |            |             |             |
|---------------|------------|--------------|-------------|-------------|-------------|-------------|-------------|-------------|------------|-------------|-------------|-------------|----------------|------------|------------|-------------|-------------|
| 87-88         | 49         | 405          | 90          | 193         | .466        | 40          | 57          | .702        | 28         | 35          | 63          | 26          | 54-0           | 16         | 15         | 220         | 4.5         |
| 88-89         | 81         | 2657         | 604         | 1242        | .486        | 284         | 361         | .787        | 116        | 261         | 377         | 218         | 258-5          | 124        | 72         | 1495        | 18.5        |
| 89-90         | 79         | 2522         | 540         | 1089        | .496        | 256         | 317         | .808        | 109        | 238         | 347         | 225         | 216-2          | 88         | 63         | 1340        | 17.0        |
| 90-91         | 79         | 2878         | 598         | 1219        | .491        | 281         | 340         | .826        | 119        | 291         | 410         | 201         | 234-1          | 98         | 85         | 1478        | 18.7        |
| 91-92         | 82         | 3070         | 703         | 1397        | .503        | 292         | 343         | .851        | 117        | 277         | 394         | 185         | 258-4          | 125        | 105        | 1703        | 20.8        |
| 92-93         | 80         | 3144         | 663         | 1410        | .470        | 326         | 376         | .867        | 88         | 259         | 347         | 298         | 248-1          | 118        | 77         | 1666        | 20.8        |
| <b>TOTALS</b> | <b>450</b> | <b>14674</b> | <b>3198</b> | <b>6550</b> | <b>.488</b> | <b>1479</b> | <b>1794</b> | <b>.824</b> | <b>577</b> | <b>1361</b> | <b>1938</b> | <b>1153</b> | <b>1268-13</b> | <b>569</b> | <b>417</b> | <b>7902</b> | <b>17.6</b> |

Three-Point Field Goals: 1987-88, 0-for-4 (.000); 1988-89, 3-for-22 (.136); 1989-90, 4-for-15 (.267); 1990-91, 1-for-13 (.077); 1991-92, 5-for-21 (.238); 1992-93, 14-for-60 (.233). Totals: 27-for-135 (.200).

**PLAYOFF RECORD**

|               |           |             |            |            |             |            |            |             |           |            |            |            |              |           |           |            |             |
|---------------|-----------|-------------|------------|------------|-------------|------------|------------|-------------|-----------|------------|------------|------------|--------------|-----------|-----------|------------|-------------|
| 87-88         | 12        | 70          | 13         | 34         | .382        | 3          | 5          | .600        | 9         | 7          | 16         | 4          | 13-0         | 3         | 2         | 29         | 2.4         |
| 88-89         | 3         | 125         | 26         | 55         | .473        | 9          | 13         | .692        | 5         | 16         | 21         | 11         | 11-0         | 5         | 0         | 61         | 20.3        |
| 89-90         | 5         | 200         | 37         | 62         | .597        | 27         | 35         | .771        | 9         | 16         | 25         | 22         | 14-0         | 7         | 2         | 101        | 20.2        |
| 90-91         | 11        | 462         | 95         | 195        | .487        | 56         | 68         | .824        | 18        | 50         | 68         | 32         | 33-1         | 12        | 6         | 246        | 22.4        |
| 91-92         | 10        | 408         | 115        | 218        | .528        | 48         | 63         | .762        | 11        | 32         | 43         | 39         | 38-2         | 24        | 8         | 280        | 28.0        |
| 92-93         | 1         | 13          | 7          | 11         | .636        | 3          | 4          | .750        | 2         | 0          | 2          | 1          | 1-0          | 0         | 1         | 17         | 17.0        |
| <b>TOTALS</b> | <b>42</b> | <b>1278</b> | <b>293</b> | <b>575</b> | <b>.510</b> | <b>146</b> | <b>188</b> | <b>.777</b> | <b>54</b> | <b>121</b> | <b>175</b> | <b>109</b> | <b>110-3</b> | <b>51</b> | <b>19</b> | <b>734</b> | <b>17.5</b> |

Three-Point Field Goals: 1987-88, 0-for-1 (.000); 1988-89, 0-for-2 (.000); 1989-90, 0-for-1 (.000); 1990-91, 0-for-4 (.000); 1991-92, 2-for-6 (.333); 1992-93, 0-for-1 (.000). Totals: 2-for-15 (.133).

**TODD LICHTI [#30]****6'4"****205 LBS****01/08/67****STANFORD '89**

>> Transactions: Signed the first of two consecutive ten-day contracts on March 29, 1994...Not signed for the remainder of the season and was released on April 17, 1994 (also played 5 games for Golden State and 4 games for Orlando in 1993-94).

|       |   |    |   |    |      |   |    |      |   |   |   |   |     |   |   |    |     |
|-------|---|----|---|----|------|---|----|------|---|---|---|---|-----|---|---|----|-----|
| 93-94 | 4 | 48 | 6 | 14 | .429 | 7 | 14 | .500 | 2 | 6 | 8 | 6 | 4-0 | 5 | 1 | 19 | 4.8 |
|-------|---|----|---|----|------|---|----|------|---|---|---|---|-----|---|---|----|-----|

Three-Point Field Goals: 1993-94, None Attempted.

**ALTON LISTER [#53]****7'0"****245 LBS****10/01/58****ARIZONA STATE '81**

>> Transactions: Acquired from the Milwaukee Bucks with Todd Day for Sherman Douglas on November 26, 1995 (also played 7 games for Milwaukee in 1995-96)...Rights were renounced on July 7, 1997.

|               |            |             |           |            |             |           |           |             |            |            |            |           |              |           |           |            |            |
|---------------|------------|-------------|-----------|------------|-------------|-----------|-----------|-------------|------------|------------|------------|-----------|--------------|-----------|-----------|------------|------------|
| 95-96         | 57         | 647         | 47        | 96         | .490        | 39        | 62        | .629        | 60         | 191        | 251        | 15        | 121-1        | 6         | 39        | 133        | 2.3        |
| 96-97         | 53         | 516         | 32        | 77         | .416        | 23        | 31        | .742        | 66         | 102        | 168        | 13        | 95-1         | 8         | 14        | 87         | 1.6        |
| <b>TOTALS</b> | <b>110</b> | <b>1163</b> | <b>79</b> | <b>173</b> | <b>.453</b> | <b>62</b> | <b>93</b> | <b>.686</b> | <b>126</b> | <b>293</b> | <b>419</b> | <b>28</b> | <b>216-2</b> | <b>14</b> | <b>53</b> | <b>220</b> | <b>2.0</b> |

Three-Point Field Goals: 1995-96, 1996-97, None Attempted.

**BRAD LOHAUS [#54]****7'0"****235 LBS****09/29/64****IOWA '87**

>> Transactions: Second round draft choice (45<sup>th</sup> pick overall) in 1987 NBA Draft...Traded with Danny Ainge to the Sacramento Kings for Joe Kleine and Ed Pinckney on February 23, 1989.

|               |            |             |            |            |             |           |            |             |           |            |            |           |              |           |           |            |            |
|---------------|------------|-------------|------------|------------|-------------|-----------|------------|-------------|-----------|------------|------------|-----------|--------------|-----------|-----------|------------|------------|
| 87-88         | 70         | 718         | 122        | 246        | .496        | 50        | 62         | .806        | 46        | 92         | 138        | 49        | 123-1        | 20        | 41        | 297        | 4.2        |
| 88-89         | 48         | 738         | 117        | 270        | .433        | 35        | 46         | .761        | 47        | 95         | 142        | 49        | 101-1        | 21        | 26        | 269        | 5.6        |
| <b>TOTALS</b> | <b>118</b> | <b>1456</b> | <b>239</b> | <b>516</b> | <b>.463</b> | <b>85</b> | <b>108</b> | <b>.787</b> | <b>93</b> | <b>187</b> | <b>280</b> | <b>98</b> | <b>224-2</b> | <b>41</b> | <b>67</b> | <b>566</b> | <b>4.8</b> |

Three-Point Field Goals: 1987-88, 3-for-13 (.231); 1988-89, 0-for-4 (.000). Totals: 3-for-17 (.176).

| YEAR                                     | G | MIN | FGM | FGA | PCT  | FTM | FTA | PCT  | OFF | DEF | TOT | AST | PF-DQ | ST | BL | PTS | AVG |
|--|---|-----|-----|-----|------|-----|-----|------|-----|-----|-----|-----|-------|----|----|-----|-----|
| BRAD LOHAUS PLAYOFF RECORD               |   |     |     |     |      |     |     |      |     |     |     |     |       |    |    |     |     |
| 87-88                                    | 9 | 26  | 8   | 11  | .727 | 0   | 0   | .000 | 1   | 3   | 4   | 0   | 4-0   | 0  | 1  | 16  | 1.8 |
| Three-Point Field Goals: 0-for-2 (.000). |   |     |     |     |      |     |     |      |     |     |     |     |       |    |    |     |     |

|   |    |     |    |      |      |         |    |          |    |    |                      |    |      |   |   |    |     |
|---|----|-----|----|------|------|---------|----|----------|----|----|----------------------|----|------|---|---|----|-----|
| GRANT LONG [#43]  |    |     |    | 6'9" |      | 248 LBS |    | 03/12/66 |    |    | EASTERN MICHIGAN '88 |    |      |   |   |    |     |
| >> Transactions: Signed as a free agent on January 16, 2003...Completed contract and was not re-signed. |    |     |    |      |      |         |    |          |    |    |                      |    |      |   |   |    |     |
| 02-03   | 41 | 488 | 27 | 70   | .386 | 18      | 23 | .783     | 24 | 59 | 83                   | 25 | 62-0 | 9 | 1 | 72 | 1.8 |
| Three-Point Field Goals: 2002-03, 0-for-3 (.000).   |    |     |    |      |      |         |    |          |    |    |                      |    |      |   |   |    |     |

|   |   |    |   |   |      |   |   |      |   |   |   |   |     |   |   |   |     |
|---|---|----|---|---|------|---|---|------|---|---|---|---|-----|---|---|---|-----|
| PLAYOFF RECORD                                    |   |    |   |   |      |   |   |      |   |   |   |   |     |   |   |   |     |
| 02-03   | 8 | 34 | 1 | 4 | .250 | 0 | 0 | .000 | 3 | 2 | 5 | 1 | 1-0 | 0 | 0 | 2 | 0.3 |
| Three-Point Field Goals: 2002-03, None Attempted. |   |    |   |   |      |   |   |      |   |   |   |   |     |   |   |   |     |

|  |  |  |      |  |         |  |          |  |            |  |  |  |  |  |  |  |  |  |
|--|--|--|------|--|---------|--|----------|--|------------|--|--|--|--|--|--|--|--|--|
| JIM LOSCUTOFF [#18]  |  |  | 6'5" |  | 230 LBS |  | 02/04/30 |  | OREGON '55 |  |  |  |  |  |  |  |  |  |
| >> Transactions: First round draft choice in 1955...Retired in 1964. |  |  |      |  |         |  |          |  |            |  |  |  |  |  |  |  |  |  |

|        |     |      |      |      |      |     |     |      |  |  |      |     |         |  |  |      |      |
|--------|-----|------|------|------|------|-----|-----|------|--|--|------|-----|---------|--|--|------|------|
| 55-56  | 71  | 1582 | 226  | 628  | .360 | 139 | 207 | .671 |  |  | 622  | 65  | 213-4   |  |  | 591  | 8.3  |
| 56-57  | 70  | 2220 | 306  | 888  | .345 | 132 | 187 | .706 |  |  | 730  | 89  | 244-5   |  |  | 744  | 10.6 |
| 57-58  | 5   | 56   | 11   | 31   | .355 | 1   | 3   | .333 |  |  | 20   | 1   | 8-0     |  |  | 23   | 4.6  |
| 58-59  | 66  | 1680 | 242  | 686  | .353 | 62  | 84  | .738 |  |  | 420  | 60  | 285-15  |  |  | 546  | 8.3  |
| 59-60  | 28  | 536  | 66   | 205  | .322 | 22  | 36  | .611 |  |  | 108  | 12  | 108-6   |  |  | 154  | 5.5  |
| 60-61  | 76  | 1153 | 144  | 478  | .301 | 49  | 76  | .645 |  |  | 291  | 25  | 238-5   |  |  | 358  | 4.7  |
| 61-62  | 79  | 1146 | 188  | 519  | .362 | 45  | 84  | .536 |  |  | 329  | 51  | 185-3   |  |  | 421  | 5.3  |
| 62-63  | 63  | 607  | 94   | 251  | .375 | 22  | 42  | .524 |  |  | 157  | 25  | 126-1   |  |  | 210  | 3.3  |
| 63-64  | 53  | 451  | 56   | 182  | .308 | 18  | 31  | .581 |  |  | 131  | 25  | 90-1    |  |  | 130  | 2.5  |
| TOTALS | 511 | 9431 | 1333 | 3868 | .345 | 490 | 750 | .653 |  |  | 2808 | 353 | 1497-40 |  |  | 3156 | 6.2  |

|                |    |     |     |     |       |    |    |      |  |  |     |    |       |  |  |     |     |
|----------------|----|-----|-----|-----|-------|----|----|------|--|--|-----|----|-------|--|--|-----|-----|
| PLAYOFF RECORD |    |     |     |     |       |    |    |      |  |  |     |    |       |  |  |     |     |
| 55-56          | 3  | 89  | 11  | 31  | .355  | 7  | 9  | .788 |  |  | 26  | 4  | 8-0   |  |  | 29  | 9.7 |
| 56-57          | 10 | 259 | 31  | 109 | .284  | 18 | 28 | .643 |  |  | 83  | 5  | 46-2  |  |  | 80  | 8.0 |
| 58-59          | 11 | 260 | 39  | 113 | .345  | 11 | 21 | .524 |  |  | 73  | 13 | 49-1  |  |  | 89  | 8.1 |
| 60-61          | 10 | 116 | 15  | 54  | .278  | 7  | 9  | .778 |  |  | 35  | 3  | 34-0  |  |  | 37  | 3.7 |
| 61-62          | 14 | 212 | 31  | 86  | .360  | 4  | 10 | .400 |  |  | 59  | 6  | 59-5  |  |  | 66  | 4.7 |
| 62-63          | 9  | 56  | 7   | 25  | .280  | 1  | 2  | .500 |  |  | 21  | 1  | 20-0  |  |  | 15  | 1.7 |
| 63-64          | 1  | 5   | 2   | 2   | 1.000 | 0  | 0  | .000 |  |  | 2   | 0  | 3-0   |  |  | 4   | 4.0 |
| TOTALS         | 58 | 997 | 136 | 420 | .324  | 48 | 79 | .608 |  |  | 299 | 32 | 219-8 |  |  | 320 | 5.5 |

|                            |     |      |      |     |         |     |          |      |            |  |     |    |       |  |  |     |     |
|----------------------------|-----|------|------|-----|---------|-----|----------|------|------------|--|-----|----|-------|--|--|-----|-----|
| CLYDE LOVELLETTE [#4, #34] |     |      | 6'9" |     | 235 LBS |     | 09/07/29 |      | KANSAS '52 |  |     |    |       |  |  |     |     |
| 62-63                      | 61  | 568  | 161  | 376 | .428    | 73  | 98       | .745 |            |  | 177 | 27 | 137-0 |  |  | 395 | 6.5 |
| 63-64                      | 45  | 437  | 128  | 305 | .420    | 45  | 57       | .789 |            |  | 126 | 24 | 100-0 |  |  | 301 | 6.7 |
| TOTALS                     | 106 | 1005 | 289  | 681 | .424    | 118 | 155      | .761 |            |  | 303 | 51 | 237-0 |  |  | 696 | 6.6 |

|                |    |    |    |    |      |   |    |       |  |  |    |   |      |  |  |    |     |
|----------------|----|----|----|----|------|---|----|-------|--|--|----|---|------|--|--|----|-----|
| PLAYOFF RECORD |    |    |    |    |      |   |    |       |  |  |    |   |      |  |  |    |     |
| 62-63          | 6  | 40 | 7  | 26 | .269 | 4 | 6  | .667  |  |  | 5  | 1 | 13-0 |  |  | 18 | 3.0 |
| 63-64          | 5  | 40 | 8  | 34 | .235 | 4 | 4  | 1.000 |  |  | 7  | 2 | 8-0  |  |  | 20 | 4.0 |
| TOTALS         | 11 | 80 | 15 | 60 | .250 | 8 | 10 | .800  |  |  | 12 | 3 | 21-0 |  |  | 38 | 3.5 |

|          |   |  |      |   |         |   |                      |      |         |  |  |   |   |  |  |   |     |
|----------|---|--|------|---|---------|---|----------------------|------|---------|--|--|---|---|--|--|---|-----|
| AL LUCAS |   |  | 6'3" |   | 195 LBS |   | 07/04/22 D: 04/26/95 |      | FORDHAM |  |  |   |   |  |  |   |     |
| 48-49    | 2 |  | 1    | 3 | .333    | 0 | 0                    | .000 |         |  |  | 2 | 0 |  |  | 2 | 1.0 |

|   |  |  |      |  |         |  |          |  |               |  |  |  |  |  |  |  |  |  |  |
|---|--|--|------|--|---------|--|----------|--|---------------|--|--|--|--|--|--|--|--|--|--|
| ED MACAULEY [#22]   |  |  | 6'8" |  | 190 LBS |  | 03/22/28 |  | ST. LOUIS '49 |  |  |  |  |  |  |  |  |  |  |
| >> Transactions: Selected in the NBA dispersal draft on April 25, 1950...Traded with the draft rights of Cliff Hagan to the St. Louis Hawks for the draft rights to Bill Russell on April 29, 1956. |  |  |      |  |         |  |          |  |               |  |  |  |  |  |  |  |  |  |  |

|        |     |      |      |      |      |      |      |      |  |  |      |      |        |  |  |      |      |
|--------|-----|------|------|------|------|------|------|------|--|--|------|------|--------|--|--|------|------|
| 50-51  | 68  |      | 459  | 985  | .466 | 466  | 614  | .759 |  |  | 616  | 252  | 205-4  |  |  | 1384 | 20.4 |
| 51-52  | 66  | 2631 | 384  | 888  | .432 | 496  | 621  | .799 |  |  | 529  | 232  | 174-0  |  |  | 1264 | 19.2 |
| 52-53  | 69  | 2902 | 451  | 997  | .452 | 500  | 667  | .750 |  |  | 629  | 280  | 188-0  |  |  | 1402 | 20.3 |
| 53-54  | 71  | 2792 | 462  | 950  | .486 | 420  | 554  | .758 |  |  | 571  | 271  | 168-1  |  |  | 1344 | 18.9 |
| 54-55  | 71  | 2706 | 403  | 951  | .424 | 442  | 558  | .792 |  |  | 600  | 275  | 171-0  |  |  | 1248 | 17.6 |
| 55-56  | 71  | 2354 | 420  | 995  | .422 | 400  | 504  | .794 |  |  | 422  | 211  | 158-2  |  |  | 1240 | 17.5 |
| TOTALS | 416 |      | 2579 | 5796 | .447 | 2724 | 3518 | .774 |  |  | 3367 | 1521 | 1064-7 |  |  | 7882 | 18.9 |

|                |    |     |     |     |      |     |     |      |  |  |     |    |      |  |  |     |      |
|----------------|----|-----|-----|-----|------|-----|-----|------|--|--|-----|----|------|--|--|-----|------|
| PLAYOFF RECORD |    |     |     |     |      |     |     |      |  |  |     |    |      |  |  |     |      |
| 50-51          | 2  |     | 17  | 36  | .472 | 10  | 16  | .625 |  |  | 18  | 8  | 4-0  |  |  | 44  | 22.0 |
| 51-52          | 3  | 129 | 27  | 49  | .551 | 16  | 19  | .842 |  |  | 33  | 11 | 11-1 |  |  | 70  | 23.3 |
| 52-53          | 6  | 278 | 31  | 71  | .437 | 39  | 54  | .722 |  |  | 58  | 21 | 23-2 |  |  | 101 | 16.8 |
| 53-54          | 5  | 127 | 8   | 22  | .364 | 9   | 13  | .692 |  |  | 21  | 21 | 14-0 |  |  | 25  | 5.0  |
| 54-55          | 7  | 283 | 43  | 93  | .462 | 41  | 54  | .759 |  |  | 52  | 32 | 21-0 |  |  | 127 | 18.1 |
| 55-56          | 3  | 73  | 12  | 30  | .400 | 7   | 11  | .636 |  |  | 15  | 5  | 6-0  |  |  | 31  | 10.3 |
| TOTALS         | 26 |     | 138 | 301 | .458 | 122 | 167 | .731 |  |  | 197 | 98 | 79-3 |  |  | 398 | 15.0 |

| YEAR | G | MIN | FGM | FGA | PCT | FTM | FTA | PCT | OFF | DEF | TOT | AST | PF-DQ | ST | BL | PTS | AVG |
|------|---|-----|-----|-----|-----|-----|-----|-----|-----|-----|-----|-----|-------|----|----|-----|-----|
|------|---|-----|-----|-----|-----|-----|-----|-----|-----|-----|-----|-----|-------|----|----|-----|-----|

|                           |    |     |             |     |      |                |    |      |                 |  |     |                       |       |  |  |     |     |
|---------------------------|----|-----|-------------|-----|------|----------------|----|------|-----------------|--|-----|-----------------------|-------|--|--|-----|-----|
| <b>JOHN MAHNKEN [#16]</b> |    |     | <b>6'8"</b> |     |      | <b>220 LBS</b> |    |      | <b>06/16/22</b> |  |     | <b>GEORGETOWN '45</b> |       |  |  |     |     |
| 49-50                     | 24 |     | 44          | 168 | .262 | 23             | 36 | .639 |                 |  |     | 42                    | 74    |  |  | 111 | 4.6 |
| 50-51                     |    |     |             |     |      |                |    |      |                 |  |     |                       |       |  |  |     |     |
| 51-52                     | 60 | 581 | 78          | 227 | .344 | 26             | 43 | .605 |                 |  | 132 | 63                    | 91-2  |  |  | 182 | 3.0 |
| 52-53                     | 69 | 771 | 76          | 252 | .302 | 39             | 56 | .696 |                 |  | 182 | 75                    | 110-1 |  |  | 191 | 2.8 |
| <b>TOTALS</b>             |    |     |             |     |      |                |    |      |                 |  |     |                       |       |  |  |     |     |

|  |          |            |          |           |             |          |           |             |  |  |           |          |             |  |  |           |            |
|--|----------|------------|----------|-----------|-------------|----------|-----------|-------------|--|--|-----------|----------|-------------|--|--|-----------|------------|
| <b>PLAYOFF RECORD</b>  |          |            |          |           |             |          |           |             |  |  |           |          |             |  |  |           |            |
| 51-52  | 3        | 50         | 2        | 7         | .286        | 3        | 6         | .500        |  |  | 10        | 3        | 11-1        |  |  | 7         | 2.3        |
| 52-53  | 6        | 72         | 0        | 10        | .000        | 5        | 5         | 1.000       |  |  | 19        | 6        | 16-0        |  |  | 5         | 0.8        |
| <b>TOTALS</b>  | <b>9</b> | <b>122</b> | <b>2</b> | <b>17</b> | <b>.118</b> | <b>8</b> | <b>11</b> | <b>.727</b> |  |  | <b>29</b> | <b>9</b> | <b>27-1</b> |  |  | <b>12</b> | <b>1.3</b> |
| Also played 2 games for Fort Wayne and 36 games for Tri-Cities in 1949-50. Also played for Indianapolis in 1950-51. Games played for Boston were not recorded. |          |            |          |           |             |          |           |             |  |  |           |          |             |  |  |           |            |

|                              |   |    |             |    |      |                |   |      |                 |  |   |                  |      |  |  |    |     |
|------------------------------|---|----|-------------|----|------|----------------|---|------|-----------------|--|---|------------------|------|--|--|----|-----|
| <b>FRANCIS MAHONEY [#19]</b> |   |    | <b>6'4"</b> |    |      | <b>205 LBS</b> |   |      | <b>11/20/27</b> |  |   | <b>BROWN '50</b> |      |  |  |    |     |
| 52-53                        | 6 | 34 | 4           | 10 | .400 | 4              | 5 | .800 |                 |  | 7 | 1                | 7-0  |  |  | 12 | 2.0 |
| <b>PLAYOFF RECORD</b>        |   |    |             |    |      |                |   |      |                 |  |   |                  |      |  |  |    |     |
| 52-53                        | 4 | 45 | 3           | 14 | .214 | 3              | 5 | .600 |                 |  | 7 | 2                | 14-0 |  |  | 9  | 2.3 |

|   |    |     |     |     |      |    |         |      |                      |    |    |    |                     |   |   |     |      |
|---|----|-----|-----|-----|------|----|---------|------|----------------------|----|----|----|---------------------|---|---|-----|------|
| PETE MARAVICH [#44]   |    |     |     |     | 6'5" |    | 200 LBS |      | 06/22/48 D: 01/05/88 |    |    |    | LOUISIANA STATE '70 |   |   |     |      |
| >> Transactions: Signed as a free agent on January 22, 1980 (also played 17 games for Utah in 1979-80). |    |     |     |     |      |    |         |      |                      |    |    |    |                     |   |   |     |      |
| 79-80   | 26 | 442 | 123 | 249 | .494 | 50 | 55      | .909 | 10                   | 28 | 38 | 29 | 49-1                | 9 | 2 | 299 | 11.5 |
| Three-Point Field Goals: 1979-80, 3-for-4 (.750).   |    |     |     |     |      |    |         |      |                      |    |    |    |                     |   |   |     |      |
| PLAYOFF RECORD  |    |     |     |     |      |    |         |      |                      |    |    |    |                     |   |   |     |      |
| 79-80   | 9  | 104 | 25  | 51  | .490 | 2  | 3       | .667 | 0                    | 8  | 8  | 6  | 12-0                | 3 | 0 | 54  | 6.0  |
| Three-Point Field Goals, 1979-80, 2-for-6 (.333).   |    |     |     |     |      |    |         |      |                      |    |    |    |                     |   |   |     |      |

|   |    |     |    |     |      |   |         |       |          |    |    |                  |      |    |   |    |     |
|---|----|-----|----|-----|------|---|---------|-------|----------|----|----|------------------|------|----|---|----|-----|
| STEPHON MARBURY [#8]  |    |     |    |     | 6'2" |   | 205 LBS |       | 02/20/77 |    |    | GEORGIA TECH '96 |      |    |   |    |     |
| >> Transactions: Signed as a free agent on February 27, 2009. |    |     |    |     |      |   |         |       |          |    |    |                  |      |    |   |    |     |
| 08-09   | 23 | 414 | 38 | 111 | .342 | 6 | 13      | .462  | 2        | 26 | 28 | 75               | 34-0 | 10 | 3 | 88 | 3.8 |
| Three-Point Field Goals: 2008-09, 6-for-25 (.240).            |    |     |    |     |      |   |         |       |          |    |    |                  |      |    |   |    |     |
| PLAYOFF RECORD  |    |     |    |     |      |   |         |       |          |    |    |                  |      |    |   |    |     |
| 08-09   | 14 | 166 | 20 | 66  | .303 | 9 | 9       | 1.000 | 2        | 11 | 13 | 25               | 15-0 | 1  | 0 | 52 | 3.7 |
| Three-Point Field Goals: 2008-09, 3-for-12 (.250).            |    |     |    |     |      |   |         |       |          |    |    |                  |      |    |   |    |     |

| SAUL MARIASCHIN [#4]                               |    |  |     | 5'11" |      | 165 LBS |     | 09/01/24 D: 1991 |  |  |  | HARVARD '47 |     |  |  |     |     |
|--|----|--|-----|-------|------|---------|-----|------------------|--|--|--|-------------|-----|--|--|-----|-----|
| >> Transactions: Third round draft choice in 1947. |    |  |     |       |      |         |     |                  |  |  |  |             |     |  |  |     |     |
| 47-48  | 43 |  | 125 | 463   | .270 | 83      | 117 | .709             |  |  |  | 60          | 121 |  |  | 333 | 7.7 |
| PLAYOFF RECORD                                     |    |  |     |       |      |         |     |                  |  |  |  |             |     |  |  |     |     |
| 47-48  | 2  |  | 10  | 42    | .238 | 9       | 14  | .643             |  |  |  | 1           | 12  |  |  | 29  | 9.7 |

|   |   |    |   |   |      |   |   |      |   |   |   |   |     |   |   |    |     |
|---|---|----|---|---|------|---|---|------|---|---|---|---|-----|---|---|----|-----|
| <b>TONY MASSENBURG</b> <b>[#41]</b> <b>6'9"</b> <b>220 LBS</b> <b>07/31/67</b> <b>MARYLAND '90</b>  |   |    |   |   |      |   |   |      |   |   |   |   |     |   |   |    |     |
| >> Transactions: Signed to the first of two consecutive ten-day contracts on January 10, 1992...Contract expired on January 29, 1992 and was not signed for the remainder of the season (also played 7 games for Golden State; 3 games for Charlotte and 1 game for San Antonio in 1991-92)...Signed as a free agent on July 28, 1997...Traded with a future second-round draft choice to the Vancouver Grizzlies for Roy Rogers on October 28, 1997. |   |    |   |   |      |   |   |      |   |   |   |   |     |   |   |    |     |
| 91-92   | 7 | 46 | 4 | 9 | .444 | 2 | 4 | .500 | 2 | 7 | 9 | 0 | 7-0 | 0 | 1 | 10 | 1.4 |
| Three-Point Field Goals: 1991-92, None Attempted.   |   |    |   |   |      |   |   |      |   |   |   |   |     |   |   |    |     |

| CEDRIC MAXWELL [#30, #31]  |     |       |      | 6'8" |      | 217 LBS |      | 11/21/55 |      | UNC CHARLOTTE '77 |      |      |         |     |     |      |      |
|--|-----|-------|------|------|------|---------|------|----------|------|-------------------|------|------|---------|-----|-----|------|------|
| >> Transactions: First round draft choice (12 <sup>th</sup> pick overall) in 1977 NBA Draft...Traded with a 1986 first round draft choice and cash to the Los Angeles Clippers for Bill Walton on September 6, 1985. |     |       |      |      |      |         |      |          |      |                   |      |      |         |     |     |      |      |
| 77-78  | 72  | 1213  | 170  | 316  | .538 | 188     | 250  | .752     | 138  | 241               | 379  | 68   | 151-2   | 53  | 48  | 528  | 7.3  |
| 78-79  | 80  | 2969  | 472  | 808  | .584 | 574     | 716  | .802     | 272  | 519               | 791  | 228  | 266-4   | 98  | 74  | 1518 | 19.0 |
| 79-80  | 80  | 2744  | 457  | 750  | .609 | 436     | 554  | .787     | 284  | 420               | 704  | 199  | 266-6   | 76  | 61  | 1350 | 16.9 |
| 80-81  | 81  | 2730  | 441  | 750  | .588 | 352     | 450  | .782     | 222  | 303               | 525  | 219  | 256-5   | 79  | 68  | 1234 | 15.2 |
| 81-82  | 78  | 2590  | 397  | 724  | .548 | 357     | 478  | .747     | 218  | 281               | 499  | 183  | 263-6   | 79  | 49  | 1151 | 14.8 |
| 82-83  | 79  | 2252  | 331  | 663  | .499 | 280     | 345  | .812     | 185  | 237               | 422  | 186  | 202-3   | 65  | 39  | 942  | 11.9 |
| 83-84  | 80  | 2502  | 317  | 596  | .532 | 320     | 425  | .753     | 201  | 260               | 461  | 205  | 224-4   | 63  | 24  | 955  | 11.9 |
| 84-85  | 57  | 1495  | 201  | 377  | .533 | 231     | 278  | .831     | 98   | 144               | 242  | 102  | 140-2   | 36  | 15  | 633  | 11.1 |
| TOTALS   | 607 | 18495 | 2786 | 4984 | .559 | 2738    | 3496 | .783     | 1618 | 2405              | 4023 | 1390 | 1768-32 | 549 | 378 | 8311 | 13.7 |
| Three-Point Field Goals: 1980-81, 0-for-1 (.000); 1981-82, 0-for-3 (.000); 1982-83, 0-for-1 (.000); 1983-84, 1-for-6 (.167); 1984-85, 0-for-2 (.000). Totals: 1-for-13 (.077).                                       |     |       |      |      |      |         |      |          |      |                   |      |      |         |     |     |      |      |

| YEAR                          | G  | MIN  | FGM | FGA | PCT  | FTM | FTA | PCT  | OFF | DEF | TOT | AST | PF-DQ | ST | BL | PTS  | AVG  |
|-------------------------------|----|------|-----|-----|------|-----|-----|------|-----|-----|-----|-----|-------|----|----|------|------|
| CEDRIC MAXWELL PLAYOFF RECORD |    |      |     |     |      |     |     |      |     |     |     |     |       |    |    |      |      |
| 79-80                         | 9  | 320  | 59  | 93  | .634 | 46  | 61  | .754 | 31  | 59  | 90  | 19  | 25-0  | 5  | 10 | 164  | 18.2 |
| 80-81                         | 17 | 598  | 101 | 174 | .580 | 72  | 88  | .818 | 61  | 64  | 125 | 46  | 53-0  | 12 | 16 | 274  | 16.1 |
| 81-82                         | 12 | 385  | 62  | 120 | .517 | 50  | 70  | .714 | 37  | 50  | 87  | 26  | 40-0  | 18 | 11 | 174  | 14.5 |
| 82-83                         | 7  | 246  | 29  | 55  | .527 | 32  | 38  | .842 | 23  | 28  | 51  | 23  | 18-0  | 4  | 4  | 90   | 12.9 |
| 83-84                         | 23 | 752  | 84  | 167 | .503 | 106 | 136 | .779 | 52  | 67  | 119 | 55  | 77-1  | 22 | 7  | 274  | 11.9 |
| 84-85                         | 20 | 238  | 21  | 43  | .488 | 34  | 43  | .791 | 17  | 30  | 47  | 7   | 29-0  | 9  | 2  | 76   | 3.8  |
| TOTALS                        | 88 | 2539 | 356 | 652 | .546 | 340 | 436 | .780 | 221 | 298 | 519 | 176 | 242-1 | 70 | 50 | 1052 | 11.9 |

Three-Point Field Goals: 1983-84, 0-for-1 (.000).

**BOB MCADOO** [#11]      **6'9"**      **210 LBS**      **09/25/51**      **NORTH CAROLINA '73**  
>> Transactions: Acquired from the New York Knicks for future draft choices and a player to be named later on February 12, 1979 (New York acquired Tom Barker to complete the deal)...Also played 40 games for New York in 1978-79...Awarded to the Detroit Pistons for future draft choices as compensation for signing veteran free agent M.L. Carr on September 6, 1979.

|       |    |     |     |     |      |    |     |      |    |     |     |    |      |    |    |     |      |
|-------|----|-----|-----|-----|------|----|-----|------|----|-----|-----|----|------|----|----|-----|------|
| 78-79 | 20 | 637 | 167 | 334 | .500 | 77 | 115 | .670 | 36 | 105 | 141 | 40 | 55-1 | 12 | 20 | 411 | 20.6 |
|-------|----|-----|-----|-----|------|----|-----|------|----|-----|-----|----|------|----|----|-----|------|

**JOHN MCCARTHY** [#21]      **6'1"**      **185 LBS**      **04/25/34**      **CANISIUS '56**  
63-64      28      206      16      48      .333      5      13      .385                35      24      42-0                37      1.3

PLAYOFF RECORD

|       |   |   |   |   |       |   |   |      |  |  |   |   |     |  |  |   |     |
|-------|---|---|---|---|-------|---|---|------|--|--|---|---|-----|--|--|---|-----|
| 63-64 | 1 | 8 | 1 | 1 | 1.000 | 0 | 0 | .000 |  |  | 1 | 1 | 0-0 |  |  | 2 | 2.0 |
|-------|---|---|---|---|-------|---|---|------|--|--|---|---|-----|--|--|---|-----|

**WALTER MCCARTY** [#0]      **6'10"**      **230 LBS**      **02/01/74**      **KENTUCKY '96**  
>> Transactions: Acquired from the New York Knicks with Scott Brooks, Dontae' Jones and John Thomas for Chris Mills and two second round draft choices on October 22, 1997...Traded to the Phoenix Suns for a second round draft choice on February 8, 2005.

|        |     |      |      |      |      |     |     |      |     |      |      |     |        |     |     |      |     |
|--------|-----|------|------|------|------|-----|-----|------|-----|------|------|-----|--------|-----|-----|------|-----|
| 97-98  | 82  | 2340 | 295  | 730  | .404 | 144 | 194 | .742 | 141 | 223  | 364  | 177 | 274-6  | 110 | 44  | 788  | 9.6 |
| 98-99  | 32  | 659  | 64   | 177  | .362 | 40  | 57  | .702 | 36  | 79   | 115  | 40  | 88-0   | 24  | 13  | 181  | 5.7 |
| 99-00  | 61  | 879  | 78   | 230  | .339 | 39  | 54  | .722 | 33  | 77   | 110  | 70  | 83-1   | 24  | 23  | 229  | 3.8 |
| 00-01  | 60  | 478  | 45   | 126  | .357 | 22  | 28  | .786 | 24  | 57   | 81   | 39  | 82-0   | 14  | 7   | 131  | 2.2 |
| 01-02  | 56  | 718  | 80   | 180  | .444 | 13  | 19  | .684 | 32  | 96   | 128  | 41  | 83-0   | 18  | 7   | 212  | 3.8 |
| 02-03  | 82  | 1949 | 173  | 418  | .414 | 61  | 98  | .622 | 64  | 224  | 288  | 106 | 188-1  | 78  | 28  | 498  | 6.1 |
| 03-04  | 77  | 1900 | 203  | 523  | .388 | 62  | 82  | .756 | 28  | 211  | 239  | 124 | 179-1  | 72  | 22  | 605  | 7.9 |
| 04-05  | 44  | 553  | 62   | 150  | .413 | 8   | 15  | .533 | 21  | 56   | 77   | 26  | 85-0   | 15  | 9   | 162  | 3.7 |
| TOTALS | 494 | 9476 | 1000 | 2534 | .395 | 389 | 547 | .711 | 379 | 1023 | 1402 | 623 | 1062-9 | 355 | 153 | 2806 | 5.7 |

Three-Point Field Goals: 1997-98, 54-for-175 (.309); 1998-99, 13-for-50 (.260); 1999-00, 34-for-110 (.309); 2000-01, 19-for-56 (.339); 2001-02, 39-for-99 (.394); 2002-03, 91-for-248 (.367); 2003-04, 137-for-366 (.374); 2004-05, 30-for-90 (.333). Totals: 417-for-1194 (.349).

PLAYOFF RECORD

|        |    |     |    |     |      |    |    |      |    |    |    |    |      |    |    |     |     |
|--------|----|-----|----|-----|------|----|----|------|----|----|----|----|------|----|----|-----|-----|
| 01-02  | 14 | 194 | 17 | 38  | .447 | 7  | 9  | .778 | 8  | 26 | 34 | 4  | 19-0 | 4  | 4  | 44  | 3.1 |
| 02-03  | 10 | 352 | 36 | 75  | .480 | 6  | 7  | .857 | 10 | 33 | 43 | 22 | 35-0 | 8  | 11 | 99  | 9.9 |
| 03-04  | 4  | 127 | 11 | 23  | .478 | 0  | 0  |      | 3  | 18 | 21 | 8  | 7-0  | 2  | 4  | 28  | 7.0 |
| TOTALS | 28 | 673 | 64 | 136 | .471 | 13 | 16 | .813 | 21 | 77 | 98 | 34 | 61-0 | 14 | 19 | 171 | 6.1 |

Three-Point Field Goals: 2001-02, 3-for-18 (.167); 2002-03, 21-for-52 (.404); 2003-04, 6-for-15 (.400). Totals: 30-for-85 (.353).

**XAVIER MCDANIEL** [#31, #34] **6'7"**      **232 LBS**      **06/04/63**      **WICHITA STATE '85**

>> Transactions: Signed as a free agent on September 10, 1992...Contract expired and elected to play overseas on September 6, 1995.

|        |     |      |      |      |      |     |     |      |     |     |      |     |       |     |     |      |      |
|--------|-----|------|------|------|------|-----|-----|------|-----|-----|------|-----|-------|-----|-----|------|------|
| 92-93  | 82  | 2215 | 457  | 924  | .495 | 191 | 241 | .793 | 168 | 321 | 489  | 163 | 249-4 | 72  | 51  | 1111 | 13.5 |
| 93-94  | 82  | 1971 | 387  | 839  | .461 | 144 | 213 | .676 | 142 | 258 | 400  | 126 | 193-0 | 48  | 39  | 928  | 11.3 |
| 94-95  | 68  | 1430 | 246  | 546  | .451 | 89  | 125 | .712 | 94  | 206 | 300  | 108 | 146-0 | 30  | 20  | 587  | 8.6  |
| TOTALS | 232 | 5616 | 1090 | 2309 | .472 | 424 | 579 | .732 | 404 | 785 | 1189 | 397 | 588-4 | 150 | 110 | 2626 | 11.3 |

Three-Point Field Goals: 1992-93, 6-for-22 (.273); 1993-94, 10-for-41 (.244); 1994-95, 6-for-21 (.286). Totals: 22-for-84 (.262).

PLAYOFF RECORD

|        |   |     |    |    |      |   |    |      |   |    |    |    |      |   |   |    |      |
|--------|---|-----|----|----|------|---|----|------|---|----|----|----|------|---|---|----|------|
| 92-93  | 4 | 126 | 22 | 53 | .415 | 6 | 9  | .667 | 6 | 12 | 18 | 9  | 16-0 | 1 | 4 | 50 | 12.5 |
| 94-95  | 4 | 59  | 5  | 17 | .294 | 3 | 4  | .750 | 2 | 4  | 6  | 5  | 5-0  | 0 | 0 | 13 | 3.3  |
| TOTALS | 8 | 185 | 27 | 70 | .386 | 9 | 13 | .692 | 8 | 16 | 24 | 14 | 21-0 | 1 | 4 | 63 | 7.9  |

Three-Point Field Goals: 1992-93, 0-for-2 (.000); 1994-95, 0-for-1 (.000). Totals: 0-for-3 (.000).

**GLENN MCDONALD** [#30]      **6'6"**      **198 LBS**      **03/18/52**      **LONG BEACH STATE '74**

>> Transactions: First round draft choice (77<sup>th</sup> pick overall) in 1974 NBA Draft...Waived on October 21, 1976.

|        |     |      |     |     |      |    |    |      |    |     |     |    |       |    |    |     |     |
|--------|-----|------|-----|-----|------|----|----|------|----|-----|-----|----|-------|----|----|-----|-----|
| 74-75  | 62  | 395  | 70  | 182 | .385 | 28 | 37 | .757 | 20 | 48  | 68  | 24 | 58-0  | 8  | 5  | 168 | 2.7 |
| 75-76  | 75  | 1019 | 191 | 456 | .419 | 40 | 56 | .714 | 56 | 79  | 135 | 68 | 123-0 | 39 | 20 | 422 | 5.6 |
| TOTALS | 137 | 1414 | 261 | 638 | .409 | 68 | 93 | .731 | 76 | 127 | 203 | 92 | 181-0 | 47 | 25 | 590 | 4.3 |

PLAYOFF RECORD

|        |    |    |    |    |      |   |   |      |   |    |    |   |      |   |   |    |     |
|--------|----|----|----|----|------|---|---|------|---|----|----|---|------|---|---|----|-----|
| 74-75  | 6  | 30 | 2  | 12 | .167 | 1 | 3 | .333 | 1 | 5  | 6  | 2 | 4-0  | 1 | 0 | 5  | 0.8 |
| 75-76  | 13 | 68 | 8  | 26 | .308 | 5 | 6 | .833 | 1 | 7  | 8  | 4 | 12-0 | 1 | 0 | 21 | 1.6 |
| TOTALS | 19 | 98 | 10 | 38 | .263 | 6 | 9 | .667 | 2 | 12 | 14 | 6 | 16-0 | 2 | 0 | 26 | 1.4 |

| YEAR | G | MIN | FGM | FGA | PCT | FTM | FTA | PCT | OFF | DEF | TOT | AST | PF-DQ | ST | BL | PTS | AVG |
|------|---|-----|-----|-----|-----|-----|-----|-----|-----|-----|-----|-----|-------|----|----|-----|-----|
|------|---|-----|-----|-----|-----|-----|-----|-----|-----|-----|-----|-----|-------|----|----|-----|-----|

**KEVIN MCHALE [#32]****6'10"****225 LBS****12/19/57****MINNESOTA '80**>> Transactions: First round draft choice (3<sup>rd</sup> pick overall) in 1980 NBA Draft...Retired in 1993.

|       |    |      |     |      |      |     |     |      |     |     |     |     |       |    |     |      |      |
|-------|----|------|-----|------|------|-----|-----|------|-----|-----|-----|-----|-------|----|-----|------|------|
| 80-81 | 82 | 1645 | 355 | 666  | .533 | 108 | 159 | .679 | 155 | 204 | 359 | 55  | 260-3 | 27 | 151 | 818  | 10.0 |
| 81-82 | 82 | 2332 | 465 | 875  | .531 | 187 | 248 | .754 | 191 | 365 | 556 | 91  | 264-1 | 30 | 185 | 1117 | 13.6 |
| 82-83 | 82 | 2345 | 483 | 893  | .541 | 193 | 269 | .717 | 215 | 338 | 553 | 104 | 241-3 | 34 | 192 | 1159 | 14.1 |
| 83-84 | 82 | 2577 | 587 | 1055 | .556 | 336 | 439 | .765 | 208 | 402 | 610 | 104 | 243-5 | 23 | 126 | 1511 | 18.4 |
| 84-85 | 79 | 2653 | 605 | 1062 | .570 | 355 | 467 | .760 | 229 | 483 | 712 | 141 | 234-3 | 28 | 120 | 1565 | 19.8 |
| 85-86 | 68 | 2397 | 561 | 978  | .574 | 326 | 420 | .776 | 171 | 380 | 551 | 181 | 192-2 | 29 | 134 | 1448 | 21.3 |
| 86-87 | 77 | 3060 | 790 | 1307 | .604 | 428 | 512 | .836 | 247 | 516 | 763 | 198 | 240-1 | 38 | 172 | 2008 | 26.1 |
| 87-88 | 64 | 2390 | 550 | 911  | .604 | 346 | 434 | .797 | 159 | 377 | 536 | 171 | 179-1 | 27 | 92  | 1446 | 22.6 |
| 88-89 | 78 | 2876 | 661 | 1211 | .546 | 436 | 533 | .818 | 223 | 414 | 637 | 172 | 223-2 | 26 | 97  | 1758 | 22.5 |
| 89-90 | 82 | 2722 | 648 | 1181 | .549 | 393 | 440 | .893 | 201 | 476 | 677 | 172 | 250-3 | 30 | 157 | 1712 | 20.9 |
| 90-91 | 68 | 2067 | 504 | 912  | .553 | 228 | 275 | .829 | 145 | 335 | 480 | 126 | 194-2 | 25 | 146 | 1251 | 18.4 |
| 91-92 | 56 | 1398 | 323 | 634  | .509 | 134 | 163 | .822 | 119 | 211 | 330 | 82  | 112-1 | 11 | 59  | 780  | 13.9 |
| 92-93 | 71 | 1656 | 298 | 649  | .459 | 164 | 195 | .841 | 95  | 263 | 358 | 73  | 126-0 | 16 | 59  | 762  | 10.7 |

|               |            |              |             |              |             |             |             |             |             |             |             |             |                |            |             |              |             |
|---------------|------------|--------------|-------------|--------------|-------------|-------------|-------------|-------------|-------------|-------------|-------------|-------------|----------------|------------|-------------|--------------|-------------|
| <b>TOTALS</b> | <b>971</b> | <b>30118</b> | <b>6830</b> | <b>12334</b> | <b>.554</b> | <b>3634</b> | <b>4554</b> | <b>.798</b> | <b>2358</b> | <b>4764</b> | <b>7122</b> | <b>1670</b> | <b>2758-27</b> | <b>344</b> | <b>1690</b> | <b>17335</b> | <b>17.9</b> |
|---------------|------------|--------------|-------------|--------------|-------------|-------------|-------------|-------------|-------------|-------------|-------------|-------------|----------------|------------|-------------|--------------|-------------|

Three-Point Field Goals: 1980-81, 0-for-2 (.000); 1982-83, 0-for-1 (.000); 1983-84, 1-for-3 (.333); 1984-85, 0-for-6 (.000); 1986-87, 0-for-4 (.000); 1988-89, 0-for-4 (.000); 1989-90, 23-for-69 (.333); 1990-91, 15-for-37 (.405); 1991-92, 0-for-13 (.000); 1992-93, 2-for-18 (.111). Totals: 41-for-157 (.261).

**PLAYOFF RECORD**

|       |    |     |     |     |      |     |     |      |    |     |     |    |      |    |    |     |      |
|-------|----|-----|-----|-----|------|-----|-----|------|----|-----|-----|----|------|----|----|-----|------|
| 80-81 | 17 | 296 | 61  | 113 | .540 | 23  | 36  | .639 | 29 | 30  | 59  | 14 | 51-1 | 4  | 25 | 145 | 8.5  |
| 81-82 | 12 | 344 | 77  | 134 | .575 | 40  | 53  | .755 | 41 | 44  | 85  | 11 | 44-0 | 5  | 27 | 194 | 16.2 |
| 82-83 | 7  | 177 | 34  | 62  | .548 | 10  | 18  | .556 | 15 | 27  | 42  | 5  | 16-0 | 3  | 7  | 78  | 11.1 |
| 83-84 | 23 | 702 | 123 | 244 | .504 | 94  | 121 | .777 | 62 | 81  | 143 | 27 | 75-1 | 3  | 35 | 340 | 14.8 |
| 84-85 | 21 | 837 | 172 | 303 | .568 | 121 | 150 | .807 | 74 | 134 | 208 | 32 | 73-3 | 13 | 46 | 465 | 22.1 |
| 85-86 | 18 | 715 | 168 | 290 | .579 | 112 | 141 | .794 | 51 | 104 | 155 | 48 | 64-0 | 8  | 43 | 448 | 24.9 |
| 86-87 | 21 | 827 | 174 | 298 | .584 | 96  | 126 | .762 | 66 | 128 | 194 | 39 | 71-2 | 7  | 30 | 444 | 21.1 |
| 87-88 | 17 | 716 | 158 | 262 | .603 | 115 | 137 | .839 | 55 | 81  | 136 | 40 | 65-1 | 7  | 30 | 432 | 25.4 |
| 88-89 | 3  | 115 | 20  | 41  | .448 | 17  | 23  | .739 | 7  | 17  | 24  | 9  | 13-0 | 1  | 2  | 57  | 19.0 |
| 89-90 | 5  | 192 | 42  | 69  | .609 | 25  | 29  | .862 | 8  | 31  | 39  | 13 | 17-0 | 2  | 10 | 110 | 22.0 |
| 90-91 | 11 | 376 | 78  | 148 | .527 | 66  | 80  | .825 | 18 | 54  | 72  | 20 | 42-0 | 5  | 14 | 228 | 20.7 |
| 91-92 | 10 | 306 | 65  | 126 | .516 | 35  | 44  | .795 | 21 | 46  | 67  | 13 | 34-0 | 5  | 5  | 165 | 16.5 |
| 92-93 | 4  | 113 | 32  | 55  | .582 | 12  | 14  | .857 | 9  | 20  | 29  | 3  | 6-0  | 2  | 7  | 76  | 19.0 |

|               |            |             |             |             |             |            |            |             |            |            |             |            |              |           |            |             |             |
|---------------|------------|-------------|-------------|-------------|-------------|------------|------------|-------------|------------|------------|-------------|------------|--------------|-----------|------------|-------------|-------------|
| <b>TOTALS</b> | <b>169</b> | <b>5716</b> | <b>1204</b> | <b>2145</b> | <b>.561</b> | <b>766</b> | <b>972</b> | <b>.788</b> | <b>456</b> | <b>797</b> | <b>1253</b> | <b>274</b> | <b>571-8</b> | <b>65</b> | <b>281</b> | <b>3182</b> | <b>18.8</b> |
|---------------|------------|-------------|-------------|-------------|-------------|------------|------------|-------------|------------|------------|-------------|------------|--------------|-----------|------------|-------------|-------------|

Three-Point Field Goals: 1982-83, 0-for-1 (.000); 1983-84, 0-for-3 (.000); 1985-86, 0-for-1 (.000); 1987-88, 1-for-1 (1.000); 1989-90, 1-for-3 (.333); 1990-91, 6-for-11 (.545); 1991-92, 0-for-1 (.000). Totals: 8-for-21 (.381).

**HORACE MCKINNEY [#17]****6'6"****187 LBS****01/01/19 D: 05/16/97 NORTH CAROLINA '46**

50-51

|       |    |      |     |     |      |    |    |      |  |  |     |     |       |  |  |     |     |
|-------|----|------|-----|-----|------|----|----|------|--|--|-----|-----|-------|--|--|-----|-----|
| 51-52 | 63 | 1083 | 136 | 418 | .325 | 65 | 80 | .813 |  |  | 175 | 111 | 148-4 |  |  | 337 | 5.3 |
|-------|----|------|-----|-----|------|----|----|------|--|--|-----|-----|-------|--|--|-----|-----|

**PLAYOFF RECORD**

|       |   |    |    |    |      |   |   |      |  |  |    |   |     |  |  |    |      |
|-------|---|----|----|----|------|---|---|------|--|--|----|---|-----|--|--|----|------|
| 50-51 | 2 |    | 11 | 25 | .440 | 4 | 5 | .800 |  |  | 10 | 8 | 9-0 |  |  | 26 | 13.0 |
| 51-52 | 3 | 20 | 2  | 9  | .222 | 0 | 0 | .000 |  |  | 6  | 2 | 9-0 |  |  | 4  | 1.3  |

|               |          |  |           |           |             |          |          |             |  |  |           |           |             |  |  |           |            |
|---------------|----------|--|-----------|-----------|-------------|----------|----------|-------------|--|--|-----------|-----------|-------------|--|--|-----------|------------|
| <b>TOTALS</b> | <b>5</b> |  | <b>13</b> | <b>34</b> | <b>.382</b> | <b>4</b> | <b>5</b> | <b>.800</b> |  |  | <b>16</b> | <b>10</b> | <b>18-0</b> |  |  | <b>30</b> | <b>6.0</b> |
|---------------|----------|--|-----------|-----------|-------------|----------|----------|-------------|--|--|-----------|-----------|-------------|--|--|-----------|------------|

Also played for Washington in 1950-51.

**ROSHOWN MCLEOD [#5]****6'8"****221 LBS****11/17/75****DUKE '98**

&gt;&gt; Transactions: Acquired from the Philadelphia 76ers with a conditional first-round draft choice for Jerome Moiso on August 3, 2001...Contract expired and was not renewed.

01-02

INJURED

**DICK MEHEN [#13]****6'6"****195 LBS****05/20/22 D: 12/14/86****TENNESSEE '47**

50-51

Also played for Baltimore and Fort Wayne in 1950-51. Games played with Boston were not recorded.

**FAB MELO [#13]****7'0"****255 LBS****06/20/90****SYRACUSE '12**>> Transactions: First round draft choice (2<sup>nd</sup> pick overall) in 2012 NBA Draft...Traded along with cash considerations to the Memphis Grizzlies in exchange for Donte Greene on August 15, 2013.

|       |   |    |   |   |      |   |   |      |   |   |   |   |     |   |   |   |     |
|-------|---|----|---|---|------|---|---|------|---|---|---|---|-----|---|---|---|-----|
| 12-13 | 6 | 36 | 3 | 6 | .500 | 1 | 4 | .250 | 0 | 3 | 3 | 0 | 7-0 | 2 | 2 | 7 | 1.2 |
|-------|---|----|---|---|------|---|---|------|---|---|---|---|-----|---|---|---|-----|

Three-Point Field Goals: 2012-13, None Attempted.

**PLAYOFF RECORD**

12-13 Did Not Appear In Any Games

Three-Point Field Goals: 2012-13, None Attempted.

YEAR    G    MIN    FGM    FGA    PCT    FTM    FTA    PCT    OFF    DEF    TOT    AST    PF-DQ    ST    BL    PTS    AVG

**RON MERCER [#5]                      6'7"    210 LBS    05/18/76                      KENTUCKY '99**

>> Transactions: First round draft choice (6<sup>th</sup> pick overall) in 1997 NBA Draft...Traded with Popeye Jones and Dwayne Schintzius to the Denver Nuggets for Danny Fortson, Eric Williams, Eric Washington and a first-round draft choice on August 3, 1999.

|               |            |             |            |             |             |            |            |             |            |            |            |            |              |            |           |             |             |
|---------------|------------|-------------|------------|-------------|-------------|------------|------------|-------------|------------|------------|------------|------------|--------------|------------|-----------|-------------|-------------|
| 97-98         | 80         | 2662        | 515        | 1145        | .450        | 188        | 224        | .839        | 109        | 171        | 280        | 176        | 213-2        | 125        | 17        | 1221        | 15.3        |
| 98-99         | 41         | 1551        | 305        | 707         | .431        | 83         | 105        | .790        | 37         | 118        | 155        | 104        | 81-1         | 67         | 12        | 698         | 17.0        |
| <b>TOTALS</b> | <b>121</b> | <b>4213</b> | <b>820</b> | <b>1852</b> | <b>.443</b> | <b>271</b> | <b>329</b> | <b>.824</b> | <b>146</b> | <b>289</b> | <b>435</b> | <b>280</b> | <b>294-3</b> | <b>192</b> | <b>29</b> | <b>1919</b> | <b>15.9</b> |

Three-Point Field Goals: 1997-98, 3-for-28 (.107); 1998-99, 5-for-30 (.167). Total: 8-for-58 (.138).

**CHRIS MIHM [#4]                      7'0"    265 LBS    07/16/79                      TEXAS '00**

>> Transactions: Acquired from the Cleveland Cavaliers with Ricky Davis, Michael Stewart and a second round draft choice for Tony Battie, Eric Williams and Kedrick Brown on December 15, 2003...Traded to the Los Angeles Lakers with Chucky Atkins and Jumaine Jones for Gary Payton, Rick Fox and a conditional first round draft choice on August 13, 2004.

|       |    |     |     |     |      |    |     |      |     |     |     |    |       |    |    |     |     |
|-------|----|-----|-----|-----|------|----|-----|------|-----|-----|-----|----|-------|----|----|-----|-----|
| 03-04 | 54 | 939 | 127 | 254 | .500 | 76 | 118 | .644 | 109 | 164 | 273 | 11 | 150-2 | 28 | 41 | 330 | 6.1 |
|-------|----|-----|-----|-----|------|----|-----|------|-----|-----|-----|----|-------|----|----|-----|-----|

Three-Point Field Goals: None Attempted.

**PLAYOFF RECORD**

|       |   |    |   |    |      |   |    |      |   |    |    |   |      |   |   |    |     |
|-------|---|----|---|----|------|---|----|------|---|----|----|---|------|---|---|----|-----|
| 03-04 | 4 | 65 | 7 | 22 | .318 | 6 | 10 | .600 | 8 | 10 | 18 | 0 | 12-1 | 4 | 4 | 20 | 5.0 |
|-------|---|----|---|----|------|---|----|------|---|----|----|---|------|---|---|----|-----|

Three-Point Field Goals: None Attempted.

**ED MIKAN [#16]                      6'8"    230 LBS    10/20/25 D: 10/22/99                      DEPAUL '48**

|       |   |    |   |    |      |   |   |      |  |  |    |   |      |  |  |    |     |
|-------|---|----|---|----|------|---|---|------|--|--|----|---|------|--|--|----|-----|
| 53-54 | 9 | 71 | 8 | 24 | .333 | 5 | 9 | .556 |  |  | 20 | 3 | 15-0 |  |  | 21 | 2.3 |
|-------|---|----|---|----|------|---|---|------|--|--|----|---|------|--|--|----|-----|

**DARKO MILICIC [#99]                      7'0"    275 LBS    06/20/85                      SERBIA '03**

>> Transactions: Signed as a free agent on September 28, 2012...Waived on November 21, 2011.

|       |   |   |   |   |      |   |   |     |   |   |   |   |     |   |   |   |     |
|-------|---|---|---|---|------|---|---|-----|---|---|---|---|-----|---|---|---|-----|
| 12-13 | 1 | 5 | 0 | 1 | .000 | 0 | 0 | --- | 0 | 1 | 1 | 0 | 1-0 | 0 | 0 | 0 | 0.0 |
|-------|---|---|---|---|------|---|---|-----|---|---|---|---|-----|---|---|---|-----|

Three-Point Field Goals: None Attempted.

**DIRK MINNIEFIELD [#11]                      6'3"    180 LBS    01/17/61                      KENTUCKY '83**

>> Transactions: Signed as a free agent on December 17, 1987 (also played 11 games for Golden State in 1987-88)...Contract expired on October 5, 1988.

|       |    |     |    |     |      |    |    |      |    |    |    |     |       |    |   |     |     |
|-------|----|-----|----|-----|------|----|----|------|----|----|----|-----|-------|----|---|-----|-----|
| 87-88 | 61 | 868 | 83 | 173 | .480 | 27 | 32 | .844 | 22 | 53 | 75 | 190 | 107-0 | 44 | 3 | 196 | 3.2 |
|-------|----|-----|----|-----|------|----|----|------|----|----|----|-----|-------|----|---|-----|-----|

Three-Point Field Goals: 1987-88, 4-for-16 (.250)

**PLAYOFF RECORD**

|       |    |    |   |    |      |   |   |       |   |   |   |    |      |   |   |    |     |
|-------|----|----|---|----|------|---|---|-------|---|---|---|----|------|---|---|----|-----|
| 87-88 | 11 | 50 | 6 | 14 | .429 | 2 | 2 | 1.000 | 1 | 1 | 2 | 11 | 13-0 | 2 | 0 | 16 | 1.5 |
|-------|----|----|---|----|------|---|---|-------|---|---|---|----|------|---|---|----|-----|

**GREG MINOR [#9]                      6'6"    230 LBS    09/08/71                      LOUISVILLE '94**

>> Transactions: Signed as a free agent on October 19, 1994.

|       |    |      |     |     |      |    |     |      |    |     |     |     |       |    |    |     |     |
|-------|----|------|-----|-----|------|----|-----|------|----|-----|-----|-----|-------|----|----|-----|-----|
| 94-95 | 63 | 945  | 155 | 301 | .515 | 65 | 78  | .833 | 49 | 88  | 137 | 66  | 89-0  | 32 | 16 | 377 | 6.0 |
| 95-96 | 78 | 1761 | 320 | 640 | .500 | 99 | 130 | .762 | 93 | 164 | 257 | 146 | 161-0 | 36 | 11 | 746 | 9.6 |
| 96-97 | 23 | 547  | 94  | 196 | .480 | 31 | 36  | .861 | 30 | 50  | 80  | 34  | 45-0  | 15 | 2  | 220 | 9.6 |
| 97-98 | 69 | 1126 | 140 | 321 | .436 | 59 | 86  | .686 | 55 | 95  | 150 | 88  | 100-0 | 53 | 11 | 345 | 5.0 |
| 98-99 | 44 | 765  | 85  | 204 | .417 | 36 | 48  | .750 | 31 | 86  | 117 | 50  | 69-1  | 20 | 6  | 214 | 4.9 |
| 99-00 |    |      |     |     |      |    |     |      |    |     |     |     |       |    |    |     |     |

|               |            |             |            |             |             |            |            |             |            |            |            |            |              |            |           |             |            |
|---------------|------------|-------------|------------|-------------|-------------|------------|------------|-------------|------------|------------|------------|------------|--------------|------------|-----------|-------------|------------|
| <b>TOTALS</b> | <b>277</b> | <b>5144</b> | <b>794</b> | <b>1662</b> | <b>.478</b> | <b>290</b> | <b>378</b> | <b>.767</b> | <b>258</b> | <b>483</b> | <b>741</b> | <b>384</b> | <b>464-1</b> | <b>156</b> | <b>46</b> | <b>1902</b> | <b>6.9</b> |
|---------------|------------|-------------|------------|-------------|-------------|------------|------------|-------------|------------|------------|------------|------------|--------------|------------|-----------|-------------|------------|

Three-Point Field Goals: 1994-95, 2-for-12 (.167); 1995-96, 7-for-27 (.259); 1996-97, 1-for-8 (.125); 1997-98, 6-for-31 (.194); 1998-99, 8-for-28 (.286); 1999-00, None Attempted; Total: 24-for-106 (.226).

**PLAYOFF RECORD**

|       |   |    |   |    |      |   |   |       |   |   |   |   |     |   |   |    |     |
|-------|---|----|---|----|------|---|---|-------|---|---|---|---|-----|---|---|----|-----|
| 94-95 | 4 | 37 | 5 | 13 | .385 | 1 | 1 | 1.000 | 1 | 0 | 1 | 2 | 3-0 | 1 | 1 | 11 | 2.8 |
|-------|---|----|---|----|------|---|---|-------|---|---|---|---|-----|---|---|----|-----|

Three-Point Field Goals: 1994-95, None Attempted.

**MARK MINOR [#27]                      6'5"    210 LBS    05/14/50                      OHIO STATE '72**

>> Transactions: Eleventh round draft choice (165<sup>th</sup> pick overall) in 1972 NBA Draft.

|       |   |    |   |   |      |   |   |      |  |  |   |   |     |  |  |   |     |
|-------|---|----|---|---|------|---|---|------|--|--|---|---|-----|--|--|---|-----|
| 72-73 | 4 | 20 | 1 | 4 | .250 | 3 | 4 | .750 |  |  | 4 | 2 | 5-0 |  |  | 5 | 1.3 |
|-------|---|----|---|---|------|---|---|------|--|--|---|---|-----|--|--|---|-----|

**JEROME MOISO [#5]                      6'10"    232 LBS    06/15/78                      UCLA '02**

>> Transactions: First round draft choice (11<sup>th</sup> pick overall) in 2000 NBA Draft...Traded to the Philadelphia 76ers for Roshown McLeod and a conditional first-round draft choice on August 3, 2001.

|       |    |     |    |    |      |    |    |      |    |    |    |   |      |   |   |    |     |
|-------|----|-----|----|----|------|----|----|------|----|----|----|---|------|---|---|----|-----|
| 00-01 | 24 | 135 | 12 | 30 | .400 | 11 | 26 | .423 | 12 | 30 | 42 | 3 | 29-0 | 3 | 4 | 35 | 1.5 |
|-------|----|-----|----|----|------|----|----|------|----|----|----|---|------|---|---|----|-----|

Three-Point Field Goals: 2000-01, 0-for-1 (.000).

| YEAR | G | MIN | FGM | FGA | PCT | FTM | FTA | PCT | OFF | DEF | TOT | AST | PF-DQ | ST | BL | PTS | AVG |
|------|---|-----|-----|-----|-----|-----|-----|-----|-----|-----|-----|-----|-------|----|----|-----|-----|
|------|---|-----|-----|-----|-----|-----|-----|-----|-----|-----|-----|-----|-------|----|----|-----|-----|

### ERIC MONTROSS [#0] 7'0" 270 LBS 09/23/71 NORTH CAROLINA '94

>> Transactions: First round draft choice (9<sup>th</sup> pick overall) in 1994 NBA Draft...Traded with a 1996 first-round draft choice to the Dallas Mavericks for 1996 and 1997 first-round draft choices on June 21, 1996.

|               |            |             |            |            |             |            |            |             |            |            |            |           |               |           |           |             |            |
|---------------|------------|-------------|------------|------------|-------------|------------|------------|-------------|------------|------------|------------|-----------|---------------|-----------|-----------|-------------|------------|
| 94-95         | 78         | 2315        | 307        | 575        | .534        | 167        | 263        | .635        | 196        | 370        | 566        | 36        | 299-10        | 29        | 61        | 781         | 10.0       |
| 95-96         | 61         | 1432        | 196        | 346        | .566        | 50         | 133        | .376        | 119        | 233        | 352        | 43        | 181-1         | 19        | 29        | 442         | 7.2        |
| <b>TOTALS</b> | <b>139</b> | <b>3747</b> | <b>503</b> | <b>921</b> | <b>.546</b> | <b>217</b> | <b>396</b> | <b>.548</b> | <b>315</b> | <b>603</b> | <b>918</b> | <b>79</b> | <b>480-11</b> | <b>48</b> | <b>90</b> | <b>1223</b> | <b>8.8</b> |

Three-Point Field Goals: 1994-95, 0-for-1 (.000); 1995-96, None Attempted. Totals: 0-for-1 (.000).

#### PLAYOFF RECORD

|       |   |    |   |    |      |   |   |      |   |   |   |   |      |   |   |    |     |
|-------|---|----|---|----|------|---|---|------|---|---|---|---|------|---|---|----|-----|
| 94-95 | 4 | 62 | 5 | 11 | .455 | 3 | 6 | .500 | 7 | 2 | 9 | 0 | 13-0 | 0 | 0 | 13 | 3.3 |
|-------|---|----|---|----|------|---|---|------|---|---|---|---|------|---|---|----|-----|

Three-Point Field Goals: 1994-95, None Attempted.

### E'TWAUN MOORE [#55] 6'4" 191 LBS 02/25/89 PURDUE '11

>> Transactions: Second round draft choice (53<sup>rd</sup> pick overall) in 2011 NBA Draft...Traded along with JaJuan Johnson, Sean Williams and a future second round pick to Houston as part of a three team trade that saw Boston acquire Courtney Lee and Portland acquire Sasha Pavlovic, two future second round picks and cash considerations on July 20, 2012.

|       |    |     |    |     |      |   |   |       |   |    |    |    |      |    |   |     |     |
|-------|----|-----|----|-----|------|---|---|-------|---|----|----|----|------|----|---|-----|-----|
| 11-12 | 38 | 331 | 43 | 113 | .381 | 7 | 7 | 1.000 | 4 | 29 | 33 | 34 | 33-0 | 11 | 3 | 110 | 2.9 |
|-------|----|-----|----|-----|------|---|---|-------|---|----|----|----|------|----|---|-----|-----|

Three-Point Field Goals: 2011-12, 17-for-45 (.378).

#### PLAYOFF RECORD

|       |   |    |   |   |      |   |   |      |   |   |   |   |     |   |   |   |     |
|-------|---|----|---|---|------|---|---|------|---|---|---|---|-----|---|---|---|-----|
| 11-12 | 9 | 21 | 2 | 8 | .250 | 1 | 2 | .500 | 0 | 3 | 3 | 3 | 2-0 | 0 | 1 | 5 | 0.6 |
|-------|---|----|---|---|------|---|---|------|---|---|---|---|-----|---|---|---|-----|

Three-Point Field Goals: 2011-12, 0-for-2 (.000).

### MIKKI MOORE [#7, #31] 7'0" 230 LBS 11/04/75 NEBRASKA '97

>> Transactions: Signed to a ten-day contract on January 6, 2003...Waived on January 16, 2003...Signed as a free agent on February 24, 2009.

|               |           |            |           |           |             |           |           |             |           |           |            |           |              |          |          |            |            |
|---------------|-----------|------------|-----------|-----------|-------------|-----------|-----------|-------------|-----------|-----------|------------|-----------|--------------|----------|----------|------------|------------|
| 02-03         | 3         | 12         | 0         | 1         | .000        | 0         | 0         | .000        | 1         | 0         | 1          | 0         | 6-0          | 0        | 2        | 0          | 0.0        |
| 08-09         | 24        | 456        | 51        | 85        | .600        | 14        | 19        | .737        | 31        | 75        | 106        | 25        | 96-2         | 4        | 5        | 116        | 4.8        |
| <b>TOTALS</b> | <b>27</b> | <b>468</b> | <b>51</b> | <b>86</b> | <b>.593</b> | <b>14</b> | <b>19</b> | <b>.737</b> | <b>32</b> | <b>75</b> | <b>107</b> | <b>25</b> | <b>102-2</b> | <b>4</b> | <b>7</b> | <b>116</b> | <b>4.3</b> |

Three-Point Field Goals: 2002-03, None Attempted; 2008-09, None Attempted.

#### PLAYOFF RECORD

|       |    |    |   |    |      |   |   |      |   |   |    |   |      |   |   |    |     |
|-------|----|----|---|----|------|---|---|------|---|---|----|---|------|---|---|----|-----|
| 08-09 | 10 | 66 | 5 | 10 | .500 | 5 | 6 | .833 | 6 | 9 | 15 | 4 | 11-0 | 2 | 5 | 15 | 1.5 |
|-------|----|----|---|----|------|---|---|------|---|---|----|---|------|---|---|----|-----|

Three-Point Field Goals: 2008-09, None Attempted.

### REX MORGAN [#20] 6'5" 190 LBS 10/27/48 JACKSONVILLE '70

>> Transactions: Second round draft choice (21<sup>st</sup> pick overall) in 1970 NBA Draft.

|               |           |            |           |            |             |           |           |             |  |  |           |           |             |  |  |            |            |
|---------------|-----------|------------|-----------|------------|-------------|-----------|-----------|-------------|--|--|-----------|-----------|-------------|--|--|------------|------------|
| 70-71         | 34        | 266        | 41        | 102        | .402        | 35        | 54        | .648        |  |  | 61        | 22        | 58-2        |  |  | 117        | 3.4        |
| 71-72         | 28        | 150        | 16        | 50         | .320        | 23        | 31        | .742        |  |  | 30        | 17        | 34-0        |  |  | 55         | 2.0        |
| <b>TOTALS</b> | <b>62</b> | <b>416</b> | <b>57</b> | <b>152</b> | <b>.375</b> | <b>58</b> | <b>85</b> | <b>.682</b> |  |  | <b>91</b> | <b>39</b> | <b>92-2</b> |  |  | <b>172</b> | <b>2.8</b> |

#### PLAYOFF RECORD

|       |   |    |   |   |      |   |   |      |  |  |   |   |     |  |  |   |     |
|-------|---|----|---|---|------|---|---|------|--|--|---|---|-----|--|--|---|-----|
| 71-72 | 4 | 10 | 1 | 7 | .143 | 1 | 3 | .333 |  |  | 6 | 0 | 6-0 |  |  | 3 | 0.8 |
|-------|---|----|---|---|------|---|---|------|--|--|---|---|-----|--|--|---|-----|

### DWIGHT MORRISON [#15] 6'8" 220 LBS 04/26/32 IDAHO '54

>> Transactions: Second round draft choice in 1954 NBA Draft.

|               |            |             |            |            |             |            |            |             |  |  |            |            |               |  |  |            |            |
|---------------|------------|-------------|------------|------------|-------------|------------|------------|-------------|--|--|------------|------------|---------------|--|--|------------|------------|
| 54-55         | 71         | 1227        | 120        | 284        | .423        | 72         | 115        | .626        |  |  | 451        | 82         | 222-10        |  |  | 312        | 4.4        |
| 55-56         | 71         | 910         | 89         | 240        | .371        | 44         | 89         | .494        |  |  | 345        | 53         | 159-5         |  |  | 222        | 3.1        |
| <b>TOTALS</b> | <b>142</b> | <b>2137</b> | <b>209</b> | <b>524</b> | <b>.399</b> | <b>116</b> | <b>204</b> | <b>.569</b> |  |  | <b>796</b> | <b>135</b> | <b>381-15</b> |  |  | <b>534</b> | <b>3.8</b> |

#### PLAYOFF RECORD

|               |           |           |          |           |             |          |          |             |  |  |           |          |             |  |  |           |            |
|---------------|-----------|-----------|----------|-----------|-------------|----------|----------|-------------|--|--|-----------|----------|-------------|--|--|-----------|------------|
| 54-55         | 7         | 42        | 3        | 8         | .375        | 1        | 3        | .333        |  |  | 14        | 1        | 22-1        |  |  | 7         | 1.0        |
| 55-56         | 3         | 23        | 2        | 7         | .286        | 0        | 4        | .000        |  |  | 11        | 0        | 5-0         |  |  | 4         | 1.3        |
| <b>TOTALS</b> | <b>10</b> | <b>65</b> | <b>5</b> | <b>15</b> | <b>.333</b> | <b>1</b> | <b>7</b> | <b>.143</b> |  |  | <b>25</b> | <b>1</b> | <b>27-1</b> |  |  | <b>11</b> | <b>1.1</b> |

### JOE MULLANEY [#17] 6'0" 165 LBS 11/17/25 D: 03/08/00 HOLY CROSS '59

>> Transactions: Second round draft choice in 1949 NBA Draft.

|       |    |  |   |    |      |    |    |      |  |  |  |    |    |  |  |    |     |
|-------|----|--|---|----|------|----|----|------|--|--|--|----|----|--|--|----|-----|
| 49-50 | 37 |  | 9 | 70 | .129 | 12 | 15 | .800 |  |  |  | 52 | 30 |  |  | 30 | 0.8 |
|-------|----|--|---|----|------|----|----|------|--|--|--|----|----|--|--|----|-----|

### TODD MUNDT [#51] 7'0" 250 LBS 05/17/70 DELTA STATE '93

>> Transactions: Signed to the first of two consecutive ten-day contracts on March 23, 1996...Re-signed for the remainder of the season on April 12, 1996 (also played 24 games for Atlanta in 1995-96)...Rights renounced on July 30, 1996.

|       |    |     |    |    |      |   |   |      |    |    |    |   |      |   |   |    |     |
|-------|----|-----|----|----|------|---|---|------|----|----|----|---|------|---|---|----|-----|
| 95-96 | 33 | 151 | 16 | 41 | .390 | 5 | 8 | .625 | 11 | 17 | 28 | 3 | 29-0 | 2 | 5 | 37 | 1.1 |
|-------|----|-----|----|----|------|---|---|------|----|----|----|---|------|---|---|----|-----|

Three-Point Field Goals: 1995-96, None Attempted.

YEAR G MIN FGM FGA PCT FTM FTA PCT OFF DEF TOT AST PF-DQ ST BL PTS AVG

GEORGE MUNROE [#6] 5'11" 175 LBS 01/05/22 DARTMOUTH '43  
47-48 21 27 91 .297 17 26 .654 3 20 71 3.4

PLAYOFF RECORD  
47-48 3 1 5 .200 2 2 1.000 1 2 4 1.3

DICK MURPHY [#5] 6'1" 180 LBS 03/10/21 D: 10/22/73 MANHATTAN  
46-47 7 1 17 .059 0 4 .000 3 6 2 0.3  
Also played 24 games for New York in 1946-47.

TROY MURPHY [#30] 6'11" 245 LBS 05/02/80 NOTRE DAME '01  
>> Transactions: Signed as a free agent on March 2, 2011.  
10-11 17 178 10 38 .421 11 13 .846 11 27 38 6 19-0 8 1 44 2.6  
Three-Point Field Goals: 2010-11, 1-for-10 (.100).

PLAYOFF RECORD  
10-11 1 3 0 0 --- 0 0 --- 1 0 1 0 0-0 0 0 0 0.0  
Three-Point Field Goals: 2010-11, None Attempted.

WILLIE NAULLS [#12] 6'6" 225 LBS 10/07/34 UCLA '56  
>> Transactions: Sold to Boston on September 4, 1963...Retired in 1966.  
63-64 75 1409 321 769 .417 125 157 .796 356 64 208-0 767 9.8  
64-65 71 1465 302 786 .384 143 176 .813 336 72 225-5 747 10.5  
65-66 71 1433 328 815 .402 104 131 .794 319 72 197-4 760 10.7  
TOTALS 220 4307 951 2370 .401 372 464 .802 1011 208 630-9 2274 10.3

PLAYOFF RECORD  
63-64 10 177 37 95 .389 17 23 .739 46 8 31-1 91 9.1  
64-65 12 180 39 95 .411 10 15 .667 51 9 27-0 88 7.3  
65-66 11 75 9 35 .257 17 21 .810 16 1 23-0 38 3.2  
TOTALS 33 432 85 225 .378 44 59 .746 113 18 81-1 217 6.6

DON NELSON [#19] 6'6" 210 LBS 05/15/40 IOWA '62  
>> Transactions: Signed as a free agent on October 28, 1965...Retired in 1973.  
65-66 75 1765 271 618 .439 223 326 .684 403 79 187-1 765 10.2  
66-67 79 1202 227 509 .446 141 190 .741 295 65 143-0 595 7.5  
67-68 82 1498 312 632 .494 195 268 .728 431 103 178-1 819 10.0  
68-69 82 1773 374 771 .485 201 259 .776 458 92 198-2 949 11.6  
69-70 82 2224 461 920 .501 337 435 .775 601 148 238-3 1259 15.4  
70-71 82 2254 412 881 .468 317 426 .744 565 153 232-2 1141 13.9  
71-72 82 2086 389 811 .480 356 452 .788 453 192 220-3 1134 13.8  
72-73 72 1425 309 649 .476 159 188 .846 315 102 155-1 777 10.8  
73-74 82 1748 364 717 .508 215 273 .788 90 255 345 162 189-1 10 13 943 11.5  
74-75 79 2052 423 785 .539 263 318 .827 127 342 469 181 239-2 32 15 1109 14.0  
75-76 75 945 175 379 .462 127 161 .789 56 126 182 77 115-0 1 7 477 6.4  
TOTALS 872 18970 3717 7672 .484 2534 3296 .769 273 723 4517 1354 2094-16 43 35 9968 11.4

PLAYOFF RECORD  
65-66 17 316 50 118 .424 42 52 .808 85 13 50-0 142 8.4  
66-67 9 142 27 59 .458 10 17 .588 42 9 12-0 64 7.1  
67-68 19 468 91 175 .520 55 74 .743 143 32 49-0 237 12.5  
68-69 18 348 87 168 .518 50 60 .833 83 21 51-0 224 12.4  
71-72 11 308 52 99 .525 41 48 .854 61 21 30-0 145 13.2  
72-73 13 303 47 101 .465 49 56 .875 38 15 29-0 143 11.0  
73-74 18 467 82 164 .500 41 53 .774 25 72 97 35 54-2 8 3 205 11.4  
74-75 11 274 66 117 .564 37 41 .902 18 27 45 26 36-1 2 2 169 15.4  
75-76 18 315 52 108 .481 60 69 .870 17 36 53 17 46-1 3 2 164 9.1  
TOTALS 134 2941 554 1109 .500 385 470 .819 60 135 647 189 357-4 13 7 1493 11.1

| YEAR | G | MIN | FGM | FGA | PCT | FTM | FTA | PCT | OFF | DEF | TOT | AST | PF-DQ | ST | BL | PTS | AVG |
|------|---|-----|-----|-----|-----|-----|-----|-----|-----|-----|-----|-----|-------|----|----|-----|-----|
|------|---|-----|-----|-----|-----|-----|-----|-----|-----|-----|-----|-----|-------|----|----|-----|-----|

|                           |            |             |             |             |             |                |            |             |                             |  |             |                       |               |  |  |             |            |
|---------------------------|------------|-------------|-------------|-------------|-------------|----------------|------------|-------------|-----------------------------|--|-------------|-----------------------|---------------|--|--|-------------|------------|
| <b>JACK NICHOLS [#16]</b> |            |             | <b>6'7"</b> |             |             | <b>230 LBS</b> |            |             | <b>04/09/26 D: 12/24/92</b> |  |             | <b>WASHINGTON '48</b> |               |  |  |             |            |
| 53-54                     | 75         | 1607        | 163         | 528         | .309        | 113            | 152        | .743        |                             |  | 363         | 104                   | 187-2         |  |  | 439         | 5.9        |
| 54-55                     | 64         | 1910        | 249         | 656         | .380        | 138            | 177        | .780        |                             |  | 533         | 144                   | 238-10        |  |  | 636         | 9.9        |
| 55-56                     | 60         | 1964        | 330         | 799         | .413        | 200            | 253        | .791        |                             |  | 625         | 160                   | 228-7         |  |  | 860         | 14.3       |
| 56-57                     | 61         | 1372        | 195         | 537         | .363        | 108            | 136        | .794        |                             |  | 374         | 85                    | 185-4         |  |  | 498         | 8.2        |
| 57-58                     | 69         | 1224        | 170         | 484         | .351        | 59             | 80         | .738        |                             |  | 302         | 63                    | 123-1         |  |  | 399         | 5.8        |
| <b>TOTALS</b>             | <b>329</b> | <b>8077</b> | <b>1107</b> | <b>3004</b> | <b>.369</b> | <b>618</b>     | <b>798</b> | <b>.774</b> |                             |  | <b>2197</b> | <b>556</b>            | <b>961-24</b> |  |  | <b>2932</b> | <b>8.6</b> |

## PLAYOFF RECORD

|               |           |            |            |            |             |           |           |             |  |  |            |           |              |  |  |            |            |
|---------------|-----------|------------|------------|------------|-------------|-----------|-----------|-------------|--|--|------------|-----------|--------------|--|--|------------|------------|
| 53-54         | 6         | 211        | 35         | 72         | .486        | 30        | 38        | .789        |  |  | 62         | 31        | 24-0         |  |  | 100        | 16.7       |
| 54-55         | 7         | 231        | 30         | 81         | .370        | 13        | 16        | .813        |  |  | 49         | 23        | 28-1         |  |  | 73         | 10.4       |
| 55-56         | 3         | 100        | 16         | 43         | .372        | 9         | 10        | .900        |  |  | 36         | 10        | 13-0         |  |  | 41         | 13.7       |
| 56-57         | 10        | 117        | 16         | 40         | .400        | 3         | 5         | .600        |  |  | 17         | 7         | 23-0         |  |  | 35         | 3.5        |
| 57-58         | 11        | 148        | 23         | 66         | .348        | 7         | 10        | .700        |  |  | 45         | 8         | 21-1         |  |  | 53         | 4.8        |
| <b>TOTALS</b> | <b>37</b> | <b>807</b> | <b>120</b> | <b>302</b> | <b>.397</b> | <b>62</b> | <b>79</b> | <b>.785</b> |  |  | <b>209</b> | <b>79</b> | <b>109-2</b> |  |  | <b>302</b> | <b>8.2</b> |

|                           |  |  |             |  |  |                |  |  |                 |  |  |                      |  |  |  |  |  |
|---------------------------|--|--|-------------|--|--|----------------|--|--|-----------------|--|--|----------------------|--|--|--|--|--|
| <b>RICH NIEMANN [#27]</b> |  |  | <b>7'0"</b> |  |  | <b>252 LBS</b> |  |  | <b>07/02/46</b> |  |  | <b>ST. LOUIS '68</b> |  |  |  |  |  |
|---------------------------|--|--|-------------|--|--|----------------|--|--|-----------------|--|--|----------------------|--|--|--|--|--|

&gt;&gt; Transactions: Acquired off waivers from the Milwaukee Bucks on October 14, 1969.

|       |   |    |   |   |      |   |   |       |  |  |   |   |      |  |  |   |     |
|-------|---|----|---|---|------|---|---|-------|--|--|---|---|------|--|--|---|-----|
| 69-70 | 6 | 18 | 2 | 5 | .400 | 2 | 2 | 1.000 |  |  | 6 | 2 | 10-0 |  |  | 6 | 1.0 |
|-------|---|----|---|---|------|---|---|-------|--|--|---|---|------|--|--|---|-----|

|                           |   |    |              |   |      |                |   |      |                 |  |   |                      |   |  |  |   |     |
|---------------------------|---|----|--------------|---|------|----------------|---|------|-----------------|--|---|----------------------|---|--|--|---|-----|
| <b>BOB NORDMANN [#34]</b> |   |    | <b>6'10"</b> |   |      | <b>262 LBS</b> |   |      | <b>12/11/39</b> |  |   | <b>ST. LOUIS '61</b> |   |  |  |   |     |
| 64-65                     | 3 | 25 | 3            | 5 | .600 | 0              | 0 | .000 |                 |  | 8 | 3                    | 5 |  |  | 6 | 2.0 |

|                             |           |  |             |            |             |                |            |             |                             |  |           |                    |  |  |  |            |            |
|-----------------------------|-----------|--|-------------|------------|-------------|----------------|------------|-------------|-----------------------------|--|-----------|--------------------|--|--|--|------------|------------|
| <b>GEORGE NOSTRAND [#3]</b> |           |  | <b>6'8"</b> |            |             | <b>197 LBS</b> |            |             | <b>04/05/24 D: 11/08/81</b> |  |           | <b>WYOMING '46</b> |  |  |  |            |            |
| 48-49                       | 27        |  | 91          | 267        | .341        | 83             | 135        | .615        |                             |  | 38        | 74                 |  |  |  | 265        | 9.8        |
| 49-50                       | 18        |  | 36          | 120        | .265        | 35             | 51         | .686        |                             |  | 22        | 39                 |  |  |  | 107        | 6.7        |
| <b>TOTALS</b>               | <b>45</b> |  | <b>127</b>  | <b>387</b> | <b>.328</b> | <b>118</b>     | <b>186</b> | <b>.634</b> |                             |  | <b>60</b> | <b>113</b>         |  |  |  | <b>372</b> | <b>8.3</b> |

Also played 33 games for Providence in 1948-49. Also played 1 game for Tri-Cities and 36 games for Chicago in 1949-50.

|                               |           |  |             |            |             |                |           |             |                             |  |           |                     |  |  |  |            |            |
|-------------------------------|-----------|--|-------------|------------|-------------|----------------|-----------|-------------|-----------------------------|--|-----------|---------------------|--|--|--|------------|------------|
| <b>STAN NOSZKA [#10, #11]</b> |           |  | <b>6'1"</b> |            |             | <b>185 LBS</b> |           |             | <b>09/19/20 D: 11/15/91</b> |  |           | <b>DUQUESNE '43</b> |  |  |  |            |            |
| 47-48                         | 22        |  | 27          | 97         | .278        | 24             | 35        | .686        |                             |  | 4         | 52                  |  |  |  | 78         | 3.5        |
| 48-49                         | 30        |  | 30          | 123        | .244        | 15             | 30        | .500        |                             |  | 25        | 56                  |  |  |  | 75         | 2.5        |
| <b>TOTALS</b>                 | <b>52</b> |  | <b>57</b>   | <b>220</b> | <b>.259</b> | <b>39</b>      | <b>65</b> | <b>.600</b> |                             |  | <b>29</b> | <b>108</b>          |  |  |  | <b>153</b> | <b>2.9</b> |

## PLAYOFF RECORD

|       |   |  |    |    |      |   |   |      |  |  |   |    |  |  |  |    |     |
|-------|---|--|----|----|------|---|---|------|--|--|---|----|--|--|--|----|-----|
| 47-48 | 3 |  | 10 | 30 | .333 | 5 | 8 | .625 |  |  | 2 | 11 |  |  |  | 25 | 8.3 |
|-------|---|--|----|----|------|---|---|------|--|--|---|----|--|--|--|----|-----|

|                          |  |  |              |  |  |                |  |  |                 |  |  |                    |  |  |  |  |  |
|--------------------------|--|--|--------------|--|--|----------------|--|--|-----------------|--|--|--------------------|--|--|--|--|--|
| <b>JULIUS NWOSU [#0]</b> |  |  | <b>6'10"</b> |  |  | <b>255 LBS</b> |  |  | <b>05/01/71</b> |  |  | <b>LIBERTY '93</b> |  |  |  |  |  |
|--------------------------|--|--|--------------|--|--|----------------|--|--|-----------------|--|--|--------------------|--|--|--|--|--|

&gt;&gt; Transactions: Signed as a free agent on August 9, 1996...Waived on November 2, 1996.

96-97 Received DNP-CD 11/1 vs. Chicago.

|                               |  |  |             |  |  |                |  |  |                 |  |  |                    |  |  |  |  |  |
|-------------------------------|--|--|-------------|--|--|----------------|--|--|-----------------|--|--|--------------------|--|--|--|--|--|
| <b>PATRICK O'BRYANT [#26]</b> |  |  | <b>7'0"</b> |  |  | <b>249 LBS</b> |  |  | <b>06/20/86</b> |  |  | <b>BRADLEY '06</b> |  |  |  |  |  |
|-------------------------------|--|--|-------------|--|--|----------------|--|--|-----------------|--|--|--------------------|--|--|--|--|--|

&gt;&gt; Transactions: Signed as a free agent on July 16, 2008...Traded to Toronto as part of a three team deal which resulted in Boston acquiring a future conditional second round pick from Sacramento and Sacramento acquiring Will Solomon from Toronto and cash considerations from Boston on February 19, 2009.

|       |    |     |    |    |      |   |    |      |   |    |    |   |      |   |   |    |     |
|-------|----|-----|----|----|------|---|----|------|---|----|----|---|------|---|---|----|-----|
| 08-09 | 26 | 4.2 | 16 | 31 | .516 | 8 | 12 | .667 | 7 | 27 | 34 | 8 | 29-0 | 3 | 8 | 40 | 1.5 |
|-------|----|-----|----|----|------|---|----|------|---|----|----|---|------|---|---|----|-----|

Three-Point Field Goals: 2008-09, None Attempted.

|                               |           |  |             |            |             |                |            |             |                             |  |            |                       |  |  |  |            |            |
|-------------------------------|-----------|--|-------------|------------|-------------|----------------|------------|-------------|-----------------------------|--|------------|-----------------------|--|--|--|------------|------------|
| <b>DERMOTT O'CONNELL [#7]</b> |           |  | <b>6'0"</b> |            |             | <b>174 LBS</b> |            |             | <b>04/13/28 D: 10/05/88</b> |  |            | <b>HOLY CROSS '49</b> |  |  |  |            |            |
| 48-49                         | 21        |  | 87          | 315        | .276        | 30             | 56         | .536        |                             |  | 65         | 40                    |  |  |  | 204        | 9.7        |
| 49-50                         | 37        |  | 72          | 275        | .262        | 33             | 58         | .569        |                             |  | 64         | 62                    |  |  |  | 177        | 4.8        |
| <b>TOTALS</b>                 | <b>58</b> |  | <b>159</b>  | <b>590</b> | <b>.269</b> | <b>63</b>      | <b>114</b> | <b>.553</b> |                             |  | <b>129</b> | <b>102</b>            |  |  |  | <b>381</b> | <b>6.6</b> |

Also played 24 games for St. Louis in 1949-50.

|                             |  |  |              |  |  |                |  |  |                 |  |  |                               |  |  |  |  |  |
|-----------------------------|--|--|--------------|--|--|----------------|--|--|-----------------|--|--|-------------------------------|--|--|--|--|--|
| <b>JERMAINE O'NEAL [#7]</b> |  |  | <b>6'11"</b> |  |  | <b>255 LBS</b> |  |  | <b>10/13/78</b> |  |  | <b>EAU CLAIRE HS (SC) '96</b> |  |  |  |  |  |
|-----------------------------|--|--|--------------|--|--|----------------|--|--|-----------------|--|--|-------------------------------|--|--|--|--|--|

&gt;&gt; Transactions: Signed as a free agent on July 14, 2010...Waived on April 20, 2012.

|               |           |             |            |            |             |           |           |             |           |            |            |           |              |           |           |            |            |
|---------------|-----------|-------------|------------|------------|-------------|-----------|-----------|-------------|-----------|------------|------------|-----------|--------------|-----------|-----------|------------|------------|
| 10-11         | 24        | 431         | 50         | 109        | .459        | 29        | 43        | .674        | 25        | 63         | 88         | 12        | 65-3         | 2         | 30        | 129        | 5.4        |
| 11-12         | 25        | 570         | 52         | 120        | .433        | 21        | 31        | .677        | 37        | 98         | 135        | 10        | 80-1         | 8         | 43        | 125        | 5.0        |
| <b>TOTALS</b> | <b>49</b> | <b>1001</b> | <b>102</b> | <b>229</b> | <b>.445</b> | <b>50</b> | <b>74</b> | <b>.676</b> | <b>62</b> | <b>161</b> | <b>223</b> | <b>22</b> | <b>145-4</b> | <b>10</b> | <b>73</b> | <b>254</b> | <b>5.2</b> |

Three-Point Field Goals: 2010-11, 0-for-1 (0.000); 2011-12, None Attempted. Totals: 0-for-1 (0.000).

## PLAYOFF RECORD

|       |   |     |    |    |      |    |    |      |    |    |    |   |      |   |    |    |     |
|-------|---|-----|----|----|------|----|----|------|----|----|----|---|------|---|----|----|-----|
| 10-11 | 9 | 197 | 21 | 43 | .488 | 10 | 11 | .909 | 15 | 23 | 38 | 8 | 34-0 | 2 | 16 | 52 | 5.8 |
|-------|---|-----|----|----|------|----|----|------|----|----|----|---|------|---|----|----|-----|

Three-Point Field Goals: 2010-11, None Attempted.

| YEAR | G | MIN | FGM | FGA | PCT | FTM | FTA | PCT | OFF | DEF | TOT | AST | PF-DQ | ST | BL | PTS | AVG |
|------|---|-----|-----|-----|-----|-----|-----|-----|-----|-----|-----|-----|-------|----|----|-----|-----|
|------|---|-----|-----|-----|-----|-----|-----|-----|-----|-----|-----|-----|-------|----|----|-----|-----|

### SHAQUILLE O'NEAL [#36] 7'1" 325 LBS 03/06/72 LOUISIANA STATE '92

>> Transactions: Signed as a free agent on August 4, 2010...Retired June 2, 2011.

|       |    |     |     |     |      |    |     |      |    |     |     |    |       |    |    |     |     |
|-------|----|-----|-----|-----|------|----|-----|------|----|-----|-----|----|-------|----|----|-----|-----|
| 10-11 | 37 | 752 | 134 | 201 | .667 | 73 | 131 | .557 | 48 | 130 | 178 | 26 | 120-4 | 16 | 42 | 341 | 9.2 |
|-------|----|-----|-----|-----|------|----|-----|------|----|-----|-----|----|-------|----|----|-----|-----|

Three-Point Field Goals: 2010-11, None Attempted.

#### PLAYOFF RECORD

|       |   |    |   |   |      |   |   |      |   |   |   |   |     |   |   |   |     |
|-------|---|----|---|---|------|---|---|------|---|---|---|---|-----|---|---|---|-----|
| 10-11 | 2 | 12 | 1 | 2 | .500 | 0 | 2 | .000 | 0 | 0 | 0 | 1 | 4-0 | 1 | 0 | 2 | 1.0 |
|-------|---|----|---|---|------|---|---|------|---|---|---|---|-----|---|---|---|-----|

Three-Point Field Goals: 2010-11, None Attempted.

### JIMMY OLIVER [#27] 6'6" 208 LBS 07/12/69 PURDUE '91

>> Transactions: Signed as a free agent on October 7, 1993...Contract not renewed after the 1993-94 season.

|       |    |     |    |     |      |    |    |      |   |    |    |    |      |    |   |     |     |
|-------|----|-----|----|-----|------|----|----|------|---|----|----|----|------|----|---|-----|-----|
| 93-94 | 44 | 540 | 89 | 214 | .426 | 25 | 33 | .758 | 8 | 38 | 46 | 33 | 39-0 | 16 | 1 | 216 | 4.9 |
|-------|----|-----|----|-----|------|----|----|------|---|----|----|----|------|----|---|-----|-----|

Three-Point Field goals: 1993-94, 13-for-32 (.406).

### MICHAEL OLOWOKANDI [#41] 7'0" 270 LBS 04/03/75 PACIFIC '98

>> Transactions: Acquired from the Minnesota Timberwolves along with Wayne Jones, Wally Szczerbiak and a future first round draft choice in exchange for Marcus Banks, Mark Blount, Ricky Paus, Justin Reed and two future conditional second round draft choices on January 27, 2006...Signed as a free agent on October 2, 2006...Contract expired on July 1, 2007.

|               |           |            |           |           |             |          |           |             |           |           |           |           |             |           |           |           |            |
|---------------|-----------|------------|-----------|-----------|-------------|----------|-----------|-------------|-----------|-----------|-----------|-----------|-------------|-----------|-----------|-----------|------------|
| 05-06         | 16        | 167        | 20        | 45        | .444        | 5        | 8         | .625        | 5         | 36        | 41        | 6         | 22-0        | 3         | 6         | 45        | 2.8        |
| 06-07         | 24        | 234        | 19        | 46        | .413        | 2        | 3         | .667        | 14        | 34        | 48        | 5         | 48-0        | 8         | 13        | 40        | 1.7        |
| <b>TOTALS</b> | <b>40</b> | <b>401</b> | <b>39</b> | <b>91</b> | <b>.429</b> | <b>7</b> | <b>10</b> | <b>.700</b> | <b>19</b> | <b>70</b> | <b>89</b> | <b>11</b> | <b>70-0</b> | <b>11</b> | <b>19</b> | <b>85</b> | <b>2.1</b> |

Three-Point Field Goals: 2005-06, None Attempted; 2006-07, None Attempted.

### ENOCH OLSEN [#25] 6'8" 230 LBS 07/25/40 LOUISVILLE '62

|       |   |    |   |    |      |   |   |      |  |  |    |   |     |  |  |    |     |
|-------|---|----|---|----|------|---|---|------|--|--|----|---|-----|--|--|----|-----|
| 68-69 | 7 | 43 | 7 | 19 | .368 | 0 | 6 | .000 |  |  | 14 | 4 | 6-0 |  |  | 14 | 2.0 |
|-------|---|----|---|----|------|---|---|------|--|--|----|---|-----|--|--|----|-----|

### DOUG OVERTON [#9, #20] 6'3" 190 LBS 08/03/69 LASALLE '91

>> Transactions: Signed as a free agent on November 8, 1999...Waived on October 29, 2000...Re-signed as a free agent on November 21, 2000...Waived on December 7, 2000.

|               |           |            |           |            |             |           |           |             |           |           |           |           |             |           |          |            |            |
|---------------|-----------|------------|-----------|------------|-------------|-----------|-----------|-------------|-----------|-----------|-----------|-----------|-------------|-----------|----------|------------|------------|
| 99-00         | 48        | 432        | 61        | 154        | .396        | 20        | 21        | .833        | 14        | 19        | 33        | 53        | 46-0        | 10        | 0        | 152        | 3.2        |
| 00-01         | 7         | 144        | 15        | 44         | .341        | 7         | 11        | .636        | 3         | 12        | 15        | 19        | 15-0        | 4         | 0        | 38         | 5.4        |
| <b>TOTALS</b> | <b>55</b> | <b>576</b> | <b>76</b> | <b>198</b> | <b>.389</b> | <b>27</b> | <b>32</b> | <b>.844</b> | <b>17</b> | <b>31</b> | <b>48</b> | <b>72</b> | <b>61-0</b> | <b>14</b> | <b>0</b> | <b>190</b> | <b>3.5</b> |

Three-Point Field Goals: 1999-00, 10-for-28 (.357); 2000-01, 1-for-4 (.250). Totals: 11-for-32 (.344).

### MILT PALACIO [#9] 6'3" 195 LBS 02/07/78 COLORADO STATE '99

>> Transactions: Signed as a free agent on December 7, 2000...Waived on January 5, 2001...Re-signed to the first of two consecutive ten-day contracts on January 10, 2001...Signed for the remainder of the season on January 29, 2001...Traded to the Phoenix Suns with Joe Johnson, Randy Brown and a 2002 first-round draft choice for Tony Delk and Rodney Rogers on February 20, 2002.

|               |           |             |            |            |             |            |            |             |           |            |            |            |              |           |          |            |            |
|---------------|-----------|-------------|------------|------------|-------------|------------|------------|-------------|-----------|------------|------------|------------|--------------|-----------|----------|------------|------------|
| 00-01         | 58        | 1141        | 126        | 267        | .472        | 78         | 92         | .848        | 25        | 77         | 102        | 151        | 83-0         | 48        | 0        | 342        | 5.9        |
| 01-02         | 41        | 518         | 52         | 135        | .385        | 36         | 51         | .706        | 8         | 42         | 50         | 54         | 38-0         | 21        | 3        | 152        | 3.7        |
| <b>TOTALS</b> | <b>99</b> | <b>1659</b> | <b>178</b> | <b>402</b> | <b>.443</b> | <b>114</b> | <b>143</b> | <b>.797</b> | <b>33</b> | <b>119</b> | <b>152</b> | <b>205</b> | <b>121-0</b> | <b>69</b> | <b>3</b> | <b>494</b> | <b>5.0</b> |

Three-Point Field Goals: 2000-01, 12-for-36 (.333); 2001-02, 12-for-34 (.353). Totals: 24-for-70 (.343).

### TOGO PALAZZI [#12] 6'4" 205 LBS 08/08/32 HOLY CROSS '54

>> Transactions: First round draft choice in 1954 NBA Draft.

|               |            |     |     |     |      |    |     |      |  |  |     |    |      |  |  |     |     |
|---------------|------------|-----|-----|-----|------|----|-----|------|--|--|-----|----|------|--|--|-----|-----|
| 54-55         | 53         | 504 | 101 | 253 | .399 | 45 | 60  | .750 |  |  | 146 | 30 | 60-1 |  |  | 247 | 4.7 |
| 55-56         | 63         | 703 | 145 | 373 | .389 | 85 | 124 | .685 |  |  | 182 | 42 | 87-0 |  |  | 375 | 6.0 |
| 56-57         | 20         |     |     |     |      |    |     |      |  |  |     |    |      |  |  |     |     |
| <b>TOTALS</b> | <b>136</b> |     |     |     |      |    |     |      |  |  |     |    |      |  |  |     |     |

#### PLAYOFF RECORD

|               |          |           |           |           |             |          |           |             |  |  |           |          |            |  |  |           |            |
|---------------|----------|-----------|-----------|-----------|-------------|----------|-----------|-------------|--|--|-----------|----------|------------|--|--|-----------|------------|
| 54-55         | 5        | 30        | 12        | 24        | .500        | 5        | 10        | .500        |  |  | 14        | 1        | 7-0        |  |  | 29        | 5.8        |
| 55-56         | 2        | 7         | 1         | 5         | .200        | 0        | 0         | .000        |  |  | 2         | 0        | 1-0        |  |  | 2         | 1.0        |
| <b>TOTALS</b> | <b>7</b> | <b>37</b> | <b>13</b> | <b>29</b> | <b>.448</b> | <b>5</b> | <b>10</b> | <b>.500</b> |  |  | <b>16</b> | <b>1</b> | <b>8-0</b> |  |  | <b>31</b> | <b>4.4</b> |

Also played 43 games for Syracuse in 1956-57.

### ROBERT PARISH [#00] 7' 1/2" 230 LBS 08/30/53 CENTENARY '76

>> Transactions: Acquired from the Golden State Warriors with a 1980 first-round draft choice for two 1980 first-round draft choices on June 9, 1980...Contract was not renewed and became a free agent following the 1994 season...Retired in 1997.

|       |    |      |     |      |      |     |     |      |     |     |     |     |       |    |     |      |      |
|-------|----|------|-----|------|------|-----|-----|------|-----|-----|-----|-----|-------|----|-----|------|------|
| 80-81 | 82 | 2298 | 635 | 1166 | .545 | 282 | 397 | .710 | 245 | 532 | 777 | 144 | 310-9 | 81 | 214 | 1552 | 18.9 |
| 81-82 | 80 | 2534 | 669 | 1235 | .542 | 252 | 355 | .710 | 288 | 578 | 866 | 140 | 267-5 | 68 | 192 | 1590 | 19.9 |
| 82-83 | 78 | 2459 | 619 | 1125 | .550 | 271 | 388 | .698 | 260 | 567 | 827 | 141 | 222-4 | 79 | 148 | 1509 | 19.3 |
| 83-84 | 80 | 2867 | 623 | 1140 | .546 | 274 | 368 | .745 | 243 | 614 | 857 | 139 | 266-7 | 55 | 116 | 1520 | 19.0 |
| 84-85 | 79 | 2850 | 551 | 1016 | .542 | 292 | 393 | .743 | 263 | 577 | 840 | 125 | 223-2 | 56 | 101 | 1394 | 17.6 |
| 85-86 | 81 | 2567 | 530 | 966  | .549 | 245 | 335 | .731 | 246 | 524 | 770 | 145 | 215-3 | 65 | 116 | 1305 | 16.1 |

| YEAR   | G           | MIN          | FGM         | FGA          | PCT         | FTM         | FTA         | PCT         | OFF         | DEF         | TOT          | AST         | PF-DQ          | ST         | BL          | PTS          | AVG         |
|--|-------------|--------------|-------------|--------------|-------------|-------------|-------------|-------------|-------------|-------------|--------------|-------------|----------------|------------|-------------|--------------|-------------|
| <b>ROBERT PARISH REGULAR SEASON RECORD CONT.</b> |             |              |             |              |             |             |             |             |             |             |              |             |                |            |             |              |             |
| 86-87  | 80          | 2995         | 588         | 1057         | .556        | 227         | 309         | .735        | 254         | 597         | 851          | 173         | 266-5          | 64         | 144         | 1403         | 17.5        |
| 87-88  | 74          | 2312         | 442         | 750          | .589        | 177         | 241         | .734        | 173         | 455         | 628          | 115         | 198-5          | 55         | 84          | 1061         | 14.3        |
| 88-89  | 80          | 2840         | 596         | 1045         | .570        | 294         | 409         | .719        | 342         | 654         | 996          | 175         | 209-2          | 79         | 116         | 1486         | 18.6        |
| 89-90  | 79          | 2396         | 505         | 871          | .580        | 233         | 312         | .747        | 259         | 537         | 796          | 103         | 189-2          | 38         | 69          | 1243         | 15.7        |
| 90-91  | 81          | 2441         | 485         | 811          | .598        | 237         | 309         | .767        | 271         | 585         | 856          | 66          | 197-1          | 66         | 103         | 1207         | 14.9        |
| 91-92  | 79          | 2285         | 468         | 874          | .535        | 179         | 232         | .772        | 219         | 486         | 705          | 70          | 172-2          | 68         | 97          | 1115         | 14.1        |
| 92-93  | 79          | 2146         | 416         | 777          | .535        | 162         | 235         | .689        | 246         | 494         | 740          | 61          | 201-3          | 57         | 107         | 994          | 12.6        |
| 93-94  | 74          | 1987         | 356         | 725          | .491        | 154         | 208         | .740        | 141         | 401         | 542          | 82          | 190-3          | 42         | 96          | 866          | 11.7        |
| <b>TOTALS</b>                                    | <b>1106</b> | <b>34977</b> | <b>7483</b> | <b>13558</b> | <b>.552</b> | <b>3279</b> | <b>4491</b> | <b>.730</b> | <b>3450</b> | <b>7601</b> | <b>11051</b> | <b>1679</b> | <b>3125-53</b> | <b>873</b> | <b>1703</b> | <b>18245</b> | <b>16.5</b> |

Three-Point Field Goals: 1980-81, 0-for-1 (.000); 1982-83, 0-for-1 (.000); 1986-87, 0-for-1 (.000); 1987-88 0-for-1 (.000); 1990-91, 0-for-1 (.000). Totals: 0-for-5 (.000).

**PLAYOFF RECORD**

|               |            |             |             |             |             |            |            |             |            |            |             |            |               |            |            |             |             |
|---------------|------------|-------------|-------------|-------------|-------------|------------|------------|-------------|------------|------------|-------------|------------|---------------|------------|------------|-------------|-------------|
| 80-81         | 17         | 492         | 108         | 219         | .493        | 39         | 58         | .672        | 50         | 96         | 146         | 19         | 74-2          | 21         | 39         | 255         | 15.0        |
| 81-82         | 12         | 426         | 102         | 209         | .488        | 51         | 75         | .680        | 43         | 92         | 135         | 18         | 47-1          | 5          | 48         | 255         | 21.3        |
| 82-83         | 7          | 249         | 43          | 89          | .483        | 17         | 20         | .850        | 21         | 53         | 74          | 9          | 18-0          | 5          | 9          | 103         | 14.7        |
| 83-84         | 23         | 869         | 139         | 291         | .478        | 64         | 99         | .646        | 76         | 172        | 248         | 27         | 100-6         | 23         | 41         | 342         | 14.9        |
| 84-85         | 21         | 803         | 136         | 276         | .493        | 87         | 111        | .784        | 57         | 162        | 219         | 31         | 68-0          | 21         | 34         | 359         | 17.1        |
| 85-86         | 18         | 591         | 106         | 225         | .471        | 58         | 89         | .652        | 52         | 106        | 158         | 25         | 47-1          | 9          | 30         | 270         | 15.0        |
| 86-87         | 21         | 734         | 149         | 263         | .567        | 79         | 103        | .767        | 59         | 139        | 198         | 28         | 79-4          | 18         | 35         | 377         | 18.0        |
| 87-88         | 17         | 626         | 100         | 188         | .532        | 50         | 61         | .820        | 51         | 117        | 168         | 21         | 42-0          | 11         | 19         | 250         | 14.7        |
| 88-89         | 3          | 112         | 20          | 44          | .455        | 7          | 9          | .778        | 6          | 20         | 26          | 6          | 5-0           | 4          | 2          | 47          | 15.7        |
| 89-90         | 5          | 170         | 31          | 54          | .574        | 17         | 18         | .944        | 23         | 27         | 50          | 13         | 21-0          | 5          | 7          | 79          | 15.8        |
| 90-91         | 10         | 296         | 58          | 97          | .598        | 42         | 61         | .689        | 33         | 59         | 92          | 6          | 34-1          | 8          | 7          | 158         | 15.8        |
| 91-92         | 10         | 335         | 50          | 101         | .495        | 20         | 28         | .714        | 38         | 59         | 97          | 14         | 22-0          | 7          | 15         | 120         | 12.0        |
| 92-93         | 4          | 146         | 31          | 57          | .544        | 6          | 7          | .857        | 13         | 25         | 38          | 5          | 14-0          | 1          | 6          | 68          | 17.0        |
| <b>TOTALS</b> | <b>168</b> | <b>5849</b> | <b>1073</b> | <b>2113</b> | <b>.508</b> | <b>537</b> | <b>739</b> | <b>.727</b> | <b>408</b> | <b>886</b> | <b>1649</b> | <b>176</b> | <b>571-15</b> | <b>107</b> | <b>196</b> | <b>2683</b> | <b>16.0</b> |

Three-Point Field Goals: 1986-87, 0-for-1 (.000).

**SASHA PAVLOVIC [ #11, 77 ] 6'7" 235 LBS 11/15/83****MONTENEGRO**

>> Transactions: Signed as a free agent on March 3, 2011...Traded to Portland along with two future second round picks and cash considerations as part of a three team trade that saw Boston acquire Courtney Lee and Houston acquire JaJuan Johnson, ET'waun Moore, Sean Williams and a future second round pick on July 20, 2012.

|               |           |            |           |            |             |          |           |             |          |           |           |           |             |           |           |            |            |
|---------------|-----------|------------|-----------|------------|-------------|----------|-----------|-------------|----------|-----------|-----------|-----------|-------------|-----------|-----------|------------|------------|
| 10-11         | 17        | 149        | 12        | 26         | .462        | 2        | 5         | .400        | 1        | 13        | 14        | 3         | 15-0        | 5         | 0         | 31         | 1.8        |
| 11-12         | 45        | 527        | 50        | 128        | .391        | 3        | 8         | .375        | 4        | 68        | 72        | 18        | 54-0        | 20        | 15        | 120        | 2.7        |
| <b>TOTALS</b> | <b>62</b> | <b>676</b> | <b>62</b> | <b>154</b> | <b>.403</b> | <b>5</b> | <b>13</b> | <b>.384</b> | <b>5</b> | <b>81</b> | <b>86</b> | <b>21</b> | <b>69-0</b> | <b>25</b> | <b>15</b> | <b>151</b> | <b>2.4</b> |

Three-Point Field Goals: 2010-11, 5-for-10 (.500); 2011-12, 17-for-58 (.293). Totals: 22-for-68 (.324).

**PLAYOFF RECORD**

|       |    |    |   |   |      |   |   |     |   |   |   |   |     |   |   |   |     |
|-------|----|----|---|---|------|---|---|-----|---|---|---|---|-----|---|---|---|-----|
| 11-12 | 10 | 40 | 3 | 9 | .333 | 0 | 0 | --- | 2 | 3 | 5 | 1 | 4-0 | 1 | 1 | 7 | 0.7 |
|-------|----|----|---|---|------|---|---|-----|---|---|---|---|-----|---|---|---|-----|

Three-Point Field Goals: 2011-12, 1-for-5 (.200).

**JIM PAXSON [ #4 ]****6'6" 210 LBS 07/09/57****DAYTON '79**

>> Transactions: Acquired from the Portland TrailBlazers for Jerry Sichting and future considerations on February 23, 1988 (also played 17 games for Portland in 1987-88)...Contract not renewed on October 6, 1990.

|               |            |             |            |             |             |            |            |             |           |            |            |            |              |           |           |             |            |
|---------------|------------|-------------|------------|-------------|-------------|------------|------------|-------------|-----------|------------|------------|------------|--------------|-----------|-----------|-------------|------------|
| 87-88         | 28         | 538         | 94         | 191         | .492        | 54         | 61         | .885        | 7         | 20         | 27         | 49         | 44-0         | 23        | 4         | 244         | 8.7        |
| 88-89         | 57         | 1138        | 202        | 445         | .454        | 84         | 103        | .816        | 18        | 56         | 74         | 107        | 96-0         | 38        | 8         | 492         | 8.6        |
| 89-90         | 72         | 1283        | 191        | 422         | .453        | 73         | 90         | .811        | 24        | 53         | 77         | 137        | 115-0        | 33        | 5         | 460         | 6.4        |
| <b>TOTALS</b> | <b>157</b> | <b>2959</b> | <b>487</b> | <b>1058</b> | <b>.460</b> | <b>211</b> | <b>254</b> | <b>.831</b> | <b>49</b> | <b>129</b> | <b>178</b> | <b>293</b> | <b>255-0</b> | <b>94</b> | <b>17</b> | <b>1196</b> | <b>7.6</b> |

Three-Point Field Goals: 1987-88, 2-for-13 (.154); 1988-89, 4-for-24 (.167); 1989-90, 5-for-20 (.250). Totals: 11-for-57 (.193).

**PLAYOFF RECORD**

|               |                |            |           |           |             |           |           |             |          |          |          |           |             |           |          |           |            |
|---------------|----------------|------------|-----------|-----------|-------------|-----------|-----------|-------------|----------|----------|----------|-----------|-------------|-----------|----------|-----------|------------|
| 87-88         | 15             | 188        | 17        | 59        | .288        | 16        | 20        | .800        | 1        | 8        | 9        | 11        | 18-0        | 6         | 2        | 50        | 3.3        |
| 88-89         | <b>INJURED</b> |            |           |           |             |           |           |             |          |          |          |           |             |           |          |           |            |
| 89-90         | 5              | 62         | 8         | 16        | .500        | 3         | 4         | .750        | 0        | 0        | 0        | 7         | 1-0         | 5         | 0        | 19        | 3.8        |
| <b>TOTALS</b> | <b>20</b>      | <b>250</b> | <b>25</b> | <b>75</b> | <b>.333</b> | <b>19</b> | <b>24</b> | <b>.792</b> | <b>1</b> | <b>8</b> | <b>9</b> | <b>18</b> | <b>19-0</b> | <b>11</b> | <b>2</b> | <b>69</b> | <b>3.5</b> |

Three-Point Field Goals: 1987-88, 0-for-2 (.000); 1989-90, 0-for-1 (.000). Totals: 0-for-3 (.000).

**GARY PAYTON [ #20 ]****6'4" 180 LBS 07/23/68****OREGON STATE '90**

>> Transactions: Acquired from the Los Angeles Lakers along with Rick Fox and a future first round draft choice in exchange for Chaucky Atkins, Jumaane Jones and Chris Mihm on August 13, 2004...Traded to the Atlanta Hawks along with Tom Gugliotta, Michael Stewart and a future first round draft choice in exchange for Antoine Walker on February 24, 2005...Signed as a free agent on March 4, 2005.

|       |    |      |     |     |      |     |     |      |    |     |     |     |       |    |    |     |      |
|-------|----|------|-----|-----|------|-----|-----|------|----|-----|-----|-----|-------|----|----|-----|------|
| 04-05 | 77 | 2541 | 339 | 725 | .468 | 153 | 201 | .761 | 48 | 188 | 236 | 469 | 121-0 | 88 | 12 | 873 | 11.3 |
|-------|----|------|-----|-----|------|-----|-----|------|----|-----|-----|-----|-------|----|----|-----|------|

Three-Point Field Goals: 2004-05, 42-for-129 (.326).

**PLAYOFF RECORD**

|       |   |     |    |    |      |   |   |      |   |    |    |    |      |   |   |    |      |
|-------|---|-----|----|----|------|---|---|------|---|----|----|----|------|---|---|----|------|
| 04-05 | 7 | 239 | 33 | 74 | .446 | 5 | 6 | .833 | 8 | 21 | 29 | 32 | 10-0 | 6 | 1 | 72 | 10.3 |
|-------|---|-----|----|----|------|---|---|------|---|----|----|----|------|---|---|----|------|

Three-Point Field Goals: 2004-05, 1-for-14 (.071).

| YEAR | G | MIN | FGM | FGA | PCT | FTM | FTA | PCT | OFF | DEF | TOT | AST | PF-DQ | ST | BL | PTS | AVG |
|------|---|-----|-----|-----|-----|-----|-----|-----|-----|-----|-----|-----|-------|----|----|-----|-----|
|------|---|-----|-----|-----|-----|-----|-----|-----|-----|-----|-----|-----|-------|----|----|-----|-----|

### KENDRICK PERKINS [#43] 6'10" 278 LBS 11/10/84 CLIFTON J. OZEN HS (TX) '03

>> Transactions: Draft rights acquired along with draft rights to Marcus Banks from the Memphis Grizzlies in exchange for the draft rights to Dahntay Jones and Troy Bell on June 26, 2003. Signed contract extension on September 11, 2006. Traded along with Nate Robinson to the Oklahoma City Thunder in exchange for Jeff Green, Nenad Krstic and a future first round draft pick (from the LA Clippers) on February 24, 2011.

|               |            |             |             |             |             |            |            |             |            |             |             |            |                |            |            |             |            |
|---------------|------------|-------------|-------------|-------------|-------------|------------|------------|-------------|------------|-------------|-------------|------------|----------------|------------|------------|-------------|------------|
| 03-04         | 10         | 35          | 8           | 15          | .533        | 6          | 9          | .667        | 5          | 9           | 14          | 3          | 6-0            | 0          | 2          | 22          | 2.2        |
| 04-05         | 60         | 548         | 56          | 119         | .471        | 37         | 58         | .638        | 53         | 123         | 176         | 21         | 98-1           | 9          | 37         | 149         | 2.5        |
| 05-06         | 68         | 1332        | 137         | 266         | .515        | 80         | 130        | .615        | 140        | 264         | 404         | 69         | 199-3          | 21         | 105        | 354         | 5.2        |
| 06-07         | 72         | 1576        | 132         | 269         | .491        | 60         | 100        | .600        | 113        | 251         | 372         | 94         | 214-0          | 23         | 96         | 324         | 4.5        |
| 07-08         | 78         | 1912        | 214         | 349         | .613        | 114        | 183        | .623        | 145        | 329         | 474         | 84         | 242-3          | 31         | 114        | 542         | 6.9        |
| 08-09         | 76         | 2253        | 276         | 478         | .577        | 96         | 160        | .600        | 204        | 415         | 619         | 96         | 253-4          | 22         | 150        | 648         | 8.5        |
| 09-10         | 78         | 2154        | 313         | 522         | .602        | 163        | 280        | .582        | 155        | 440         | 595         | 80         | 219-1          | 26         | 132        | 791         | 10.1       |
| 10-11         | 12         | 313         | 22          | 59          | .542        | 23         | 40         | .575        | 23         | 74          | 97          | 10         | 37-0           | 2          | 10         | 87          | 7.3        |
| <b>TOTALS</b> | <b>462</b> | <b>8093</b> | <b>1158</b> | <b>2077</b> | <b>.558</b> | <b>579</b> | <b>960</b> | <b>.603</b> | <b>838</b> | <b>1905</b> | <b>2743</b> | <b>457</b> | <b>1268-12</b> | <b>134</b> | <b>646</b> | <b>2917</b> | <b>6.3</b> |

Three-Point Field Goals: 2003-04, None Attempted; 2004-05, None Attempted; 2005-06, 0-for-2 (.000); 2006-07, 0-for-3 (.000); 2007-08, 0-for-1 (.000); 2008-09, 0-for-2 (.000); 2009-10, 0-for-3 (.000); 2010-11, None Attempted. Totals: 0-for-1 (.000).

## PLAYOFF RECORD

|               |           |             |            |            |             |           |            |             |            |            |            |           |              |           |            |            |            |
|---------------|-----------|-------------|------------|------------|-------------|-----------|------------|-------------|------------|------------|------------|-----------|--------------|-----------|------------|------------|------------|
| 04-05         | 6         | 28          | 4          | 5          | .800        | 1         | 3          | .333        | 3          | 3          | 6          | 0         | 7-0          | 0         | 3          | 9          | 1.5        |
| 07-08         | 25        | 631         | 62         | 106        | .585        | 40        | 59         | .678        | 52         | 101        | 153        | 13        | 91-1         | 15        | 32         | 164        | 6.6        |
| 08-09         | 14        | 512         | 73         | 127        | .575        | 20        | 30         | .667        | 51         | 111        | 162        | 20        | 51-2         | 6         | 37         | 166        | 11.9       |
| 09-10         | 23        | 575         | 49         | 96         | .510        | 35        | 55         | .600        | 41         | 102        | 143        | 22        | 79-1         | 9         | 32         | 131        | 5.7        |
| <b>TOTALS</b> | <b>68</b> | <b>1746</b> | <b>188</b> | <b>334</b> | <b>.563</b> | <b>94</b> | <b>147</b> | <b>.639</b> | <b>147</b> | <b>317</b> | <b>464</b> | <b>55</b> | <b>228-4</b> | <b>30</b> | <b>104</b> | <b>470</b> | <b>6.9</b> |

Three-Point Field Goals: 2004-05, None Attempted; 2007-08, 0-for-1 (.000); 2008-09, 0-for-1 (.000); 2009-10, 0-for-1 (.000). Totals: 0-for-3 (.000).

### ANDY PHILLIP [#17] 6'2" 195 LBS 03/07/22 D: 04/28/01 ILLINOIS '47

|               |            |             |            |            |             |            |            |             |  |  |            |            |              |  |  |            |            |
|---------------|------------|-------------|------------|------------|-------------|------------|------------|-------------|--|--|------------|------------|--------------|--|--|------------|------------|
| 56-57         | 67         | 1476        | 105        | 277        | .379        | 88         | 137        | .642        |  |  | 181        | 168        | 121-1        |  |  | 298        | 4.4        |
| 57-58         | 70         | 1164        | 97         | 273        | .355        | 42         | 71         | .592        |  |  | 158        | 121        | 121-0        |  |  | 236        | 3.4        |
| <b>TOTALS</b> | <b>137</b> | <b>2640</b> | <b>202</b> | <b>550</b> | <b>.367</b> | <b>130</b> | <b>208</b> | <b>.625</b> |  |  | <b>339</b> | <b>289</b> | <b>242-1</b> |  |  | <b>534</b> | <b>3.9</b> |

## PLAYOFF RECORD

|               |           |            |           |           |             |           |           |             |  |  |           |           |             |  |  |           |            |
|---------------|-----------|------------|-----------|-----------|-------------|-----------|-----------|-------------|--|--|-----------|-----------|-------------|--|--|-----------|------------|
| 56-57         | 10        | 128        | 8         | 22        | .364        | 6         | 15        | .400        |  |  | 20        | 17        | 18-0        |  |  | 22        | 2.2        |
| 57-58         | 10        | 91         | 5         | 21        | .238        | 7         | 9         | .778        |  |  | 14        | 7         | 20-0        |  |  | 17        | 1.7        |
| <b>TOTALS</b> | <b>20</b> | <b>219</b> | <b>13</b> | <b>43</b> | <b>.302</b> | <b>13</b> | <b>24</b> | <b>.542</b> |  |  | <b>34</b> | <b>24</b> | <b>38-0</b> |  |  | <b>39</b> | <b>2.0</b> |

### GARY PHILLIPS [#21] 6'3" 189 LBS 12/07/39 HOUSTON '61

|       |    |     |     |     |      |    |    |      |  |  |     |    |       |  |  |     |     |
|-------|----|-----|-----|-----|------|----|----|------|--|--|-----|----|-------|--|--|-----|-----|
| 61-62 | 67 | 713 | 110 | 310 | .355 | 50 | 86 | .581 |  |  | 107 | 63 | 109-0 |  |  | 270 | 4.0 |
|-------|----|-----|-----|-----|------|----|----|------|--|--|-----|----|-------|--|--|-----|-----|

## PLAYOFF RECORD

|       |   |    |   |    |      |   |    |      |  |  |   |   |     |  |  |    |     |
|-------|---|----|---|----|------|---|----|------|--|--|---|---|-----|--|--|----|-----|
| 61-62 | 6 | 32 | 1 | 16 | .062 | 8 | 11 | .727 |  |  | 3 | 1 | 6-0 |  |  | 10 | 1.7 |
|-------|---|----|---|----|------|---|----|------|--|--|---|---|-----|--|--|----|-----|

### PAUL PIERCE [#34] 6'7" 235 LBS 10/13/77 KANSAS '98

>> Transactions: Selected in the first round (10th overall) in the 1998 NBA Draft. Traded along with Kevin Garnett, Jason Terry and D.J. White to Brooklyn in exchange for Gerald Wallace, Kris Humphries, Keith Bogans, MarShon Brooks, Kris Joseph, three unprotected first round picks and the option to swap first round picks in 2017 on July 12, 2013.

|               |             |              |             |              |             |             |             |             |             |             |             |             |                |             |            |              |             |
|---------------|-------------|--------------|-------------|--------------|-------------|-------------|-------------|-------------|-------------|-------------|-------------|-------------|----------------|-------------|------------|--------------|-------------|
| 98-99         | 48          | 1632         | 284         | 647          | .439        | 139         | 195         | .713        | 117         | 192         | 309         | 115         | 139-1          | 82          | 50         | 791          | 16.5        |
| 99-00         | 73          | 2583         | 486         | 1099         | .442        | 359         | 450         | .798        | 83          | 313         | 396         | 221         | 237-5          | 152         | 62         | 1427         | 19.5        |
| 00-01         | 82          | 3120         | 687         | 1513         | .454        | 550         | 738         | .745        | 94          | 428         | 522         | 253         | 251-3          | 138         | 69         | 2071         | 25.3        |
| 01-02         | 82          | 3302         | 707         | 1598         | .442        | 520         | 643         | .809        | 81          | 485         | 566         | 261         | 237-1          | 154         | 86         | 2144         | 26.1        |
| 02-03         | 79          | 3096         | 663         | 1592         | .416        | 604         | 753         | .802        | 106         | 472         | 578         | 349         | 227-2          | 139         | 62         | 2048         | 25.9        |
| 03-04         | 80          | 3099         | 602         | 1497         | .402        | 517         | 631         | .819        | 69          | 453         | 522         | 410         | 234-3          | 131         | 52         | 1836         | 23.0        |
| 04-05         | 82          | 2960         | 556         | 1223         | .455        | 549         | 668         | .822        | 78          | 461         | 539         | 348         | 255-1          | 133         | 39         | 1769         | 21.6        |
| 05-06         | 79          | 3084         | 689         | 1462         | .471        | 627         | 812         | .772        | 77          | 453         | 530         | 375         | 223-3          | 107         | 34         | 2116         | 26.8        |
| 06-07         | 47          | 1740         | 373         | 850          | .439        | 320         | 402         | .796        | 39          | 238         | 277         | 194         | 122-0          | 48          | 13         | 1173         | 25.0        |
| 07-08         | 80          | 2874         | 509         | 1098         | .464        | 409         | 485         | .843        | 53          | 358         | 411         | 363         | 199-0          | 102         | 35         | 1570         | 19.8        |
| 08-09         | 81          | 3035         | 540         | 1181         | .457        | 459         | 553         | .830        | 56          | 401         | 457         | 294         | 215-0          | 80          | 27         | 1658         | 20.5        |
| 09-10         | 71          | 2411         | 409         | 867          | .472        | 369         | 433         | .852        | 39          | 271         | 310         | 218         | 196-1          | 84          | 31         | 1296         | 18.3        |
| 10-11         | 80          | 2774         | 507         | 1021         | .497        | 386         | 449         | .860        | 34          | 396         | 430         | 260         | 231-0          | 80          | 51         | 1511         | 18.9        |
| 11-12         | 61          | 2075         | 394         | 890          | .443        | 293         | 344         | .852        | 37          | 280         | 317         | 274         | 147-1          | 70          | 26         | 1181         | 19.4        |
| 12-13         | 77          | 2575         | 476         | 1092         | .436        | 333         | 423         | .787        | 45          | 442         | 487         | 370         | 210-2          | 84          | 30         | 1430         | 18.6        |
| <b>TOTALS</b> | <b>1102</b> | <b>40360</b> | <b>7882</b> | <b>17630</b> | <b>.447</b> | <b>6434</b> | <b>7979</b> | <b>.806</b> | <b>1008</b> | <b>5643</b> | <b>6651</b> | <b>4305</b> | <b>3124-23</b> | <b>1583</b> | <b>668</b> | <b>24021</b> | <b>21.8</b> |

Three-Point Field Goals: 1998-99, 84-for-204 (.412); 1999-2000, 96-for-280 (.343); 2000-01, 147-for-384 (.384); 2001-02, 210-for-520 (.404); 2002-03, 118-for-391 (.302); 2003-04, 115-for-384 (.299); 2004-05, 108-for-292 (.370); 2005-06, 111-for-314 (.354); 2006-07, 107-for-275 (.389); 2007-08, 143-for-365 (.392); 2008-09, 119-for-304 (.391); 2009-10, 109-for-263 (.414); 2010-11, 111-for-297 (.374); 2011-12, 100-for-273 (.366); 2012-13, 145-for-382 (.380). Totals: 1823-for-4928 (.370).

## PLAYOFF RECORD

|       |    |     |     |     |      |     |     |      |    |     |     |     |      |    |    |     |      |
|-------|----|-----|-----|-----|------|-----|-----|------|----|-----|-----|-----|------|----|----|-----|------|
| 01-02 | 16 | 672 | 122 | 303 | .403 | 120 | 157 | .764 | 27 | 110 | 137 | 66  | 52-0 | 27 | 20 | 394 | 24.6 |
| 02-03 | 10 | 445 | 77  | 193 | .399 | 101 | 117 | .863 | 11 | 79  | 90  | 67  | 38-0 | 21 | 8  | 271 | 27.1 |
| 03-04 | 4  | 162 | 26  | 76  | .342 | 26  | 31  | .839 | 6  | 29  | 35  | 10  | 12-0 | 5  | 4  | 83  | 20.8 |
| 04-05 | 7  | 277 | 47  | 93  | .505 | 59  | 68  | .868 | 7  | 47  | 54  | 32  | 18-0 | 13 | 10 | 160 | 22.9 |
| 07-08 | 26 | 990 | 163 | 370 | .441 | 142 | 177 | .802 | 21 | 108 | 129 | 119 | 90-1 | 28 | 8  | 511 | 19.7 |
| 08-09 | 14 | 556 | 95  | 221 | .430 | 85  | 101 | .842 | 4  | 77  | 81  | 43  | 44-1 | 15 | 5  | 294 | 21.0 |

| YEAR                             | G   | MIN   | FGM | FGA  | PCT  | FTM | FTA | PCT  | OFF | DEF | TOT | AST | PF-DQ | ST  | BL | PTS  | AVG  |
|----------------------------------|-----|-------|-----|------|------|-----|-----|------|-----|-----|-----|-----|-------|-----|----|------|------|
| PAUL PIERCE PLAYOFF RECORD CONT. |     |       |     |      |      |     |     |      |     |     |     |     |       |     |    |      |      |
| 09-10                            | 24  | 930   | 147 | 336  | .438 | 117 | 142 | .824 | 20  | 123 | 143 | 82  | 80-1  | 24  | 14 | 451  | 18.8 |
| 10-11                            | 9   | 343   | 68  | 148  | .459 | 30  | 34  | .882 | 5   | 40  | 45  | 25  | 30-0  | 12  | 4  | 187  | 20.8 |
| 11-12                            | 20  | 778   | 120 | 311  | .386 | 110 | 123 | .894 | 14  | 107 | 121 | 62  | 68-3  | 30  | 18 | 377  | 18.9 |
| 12-13                            | 6   | 255   | 39  | 106  | .368 | 26  | 29  | .897 | 4   | 30  | 34  | 32  | 21-0  | 5   | 3  | 115  | 19.2 |
| TOTALS                           | 136 | 10818 | 904 | 2157 | .419 | 816 | 979 | .834 | 119 | 750 | 869 | 538 | 453-6 | 180 | 94 | 2843 | 20.9 |

Three-Point Field Goals: 2001-02, 30-for-104 (.288); 2002-03, 16-for-45 (.356); 2003-04, 5-for-17 (.294); 2004-05, 7-for-27 (.259); 2007-08, 43-for-119 (.361); 2008-09, 19-for-57 (.333); 2009-10, 40-for-102 (.392); 2010-11, 21-for-47 (.447); 2011-12, 27-for-87 (.310); 2012-13, 11-for-41 (.268). Totals: 219-for-646 (.339).

MICKAEAL PIETRUS [#28] 6'6" 215 LBS 02/07/82 GUADELOUPE

>> Transactions: Signed as a free agent on December 24, 2011.  
11-12 42 921 104 270 .385 20 31 .645 18 112 130 25 81-0 21 10 289 6.9  
Three-Point Field Goals: 2011-12, 61-for-182 (.335).

PLAYOFF RECORD  
11-12 20 393 24 73 .329 9 16 .563 12 29 41 2 50-0 14 5 69 3.5  
Three-Point Field Goals: 2011-12, 12-for-54 (.222).

ED PINCKNEY [#54] 6'9" 215 LBS 03/27/63 VILLANOVA '85

>> Transactions: Acquired from the Sacramento Kings with Joe Kleine for Danny Ainge and Brad Lohaus on February 23, 1989...Traded to the Milwaukee Bucks with the draft rights to Andrei Fetisov for Blue Edwards and Derek Strong on June 29, 1994.

|        |     |      |     |      |      |     |     |      |     |      |      |     |       |     |     |      |      |
|--------|-----|------|-----|------|------|-----|-----|------|-----|------|------|-----|-------|-----|-----|------|------|
| 88-89  | 29  | 678  | 95  | 176  | .540 | 103 | 129 | .798 | 60  | 88   | 148  | 44  | 77-1  | 29  | 23  | 293  | 10.1 |
| 89-90  | 77  | 1082 | 135 | 249  | .542 | 92  | 119 | .773 | 93  | 132  | 225  | 68  | 126-1 | 34  | 42  | 362  | 4.7  |
| 90-91  | 70  | 1165 | 131 | 243  | .539 | 104 | 116 | .897 | 155 | 186  | 341  | 45  | 147-0 | 61  | 43  | 366  | 5.2  |
| 91-92  | 81  | 1917 | 203 | 378  | .537 | 207 | 255 | .812 | 252 | 312  | 564  | 62  | 158-1 | 70  | 56  | 613  | 7.6  |
| 92-93  | 7   | 151  | 10  | 24   | .417 | 12  | 13  | .923 | 14  | 29   | 43   | 1   | 13-0  | 4   | 7   | 32   | 4.6  |
| 93-94  | 76  | 1524 | 151 | 289  | .522 | 92  | 125 | .736 | 160 | 318  | 478  | 62  | 131-0 | 58  | 44  | 394  | 5.2  |
| TOTALS | 340 | 6517 | 725 | 1359 | .533 | 610 | 757 | .806 | 734 | 1065 | 1799 | 282 | 652-3 | 256 | 215 | 2060 | 6.1  |

Three-Point Field Goals: 1989-90, 0-for-1 (.000); 1990-91, 0-for-1 (.000); 1991-92, 0-for-1 (.000). Totals: 0-for-3 (.000).

|                |         |     |    |    |      |    |    |       |    |    |     |    |      |    |    |     |     |
|----------------|---------|-----|----|----|------|----|----|-------|----|----|-----|----|------|----|----|-----|-----|
| PLAYOFF RECORD |         |     |    |    |      |    |    |       |    |    |     |    |      |    |    |     |     |
| 88-89          | 3       | 45  | 3  | 12 | .250 | 2  | 2  | 1.000 | 2  | 3  | 5   | 1  | 7-0  | 1  | 1  | 8   | 2.7 |
| 89-90          | 4       | 25  | 6  | 7  | .857 | 7  | 9  | .778  | 2  | 4  | 6   | 0  | 3-0  | 0  | 0  | 19  | 4.8 |
| 90-91          | 11      | 170 | 16 | 21 | .762 | 17 | 21 | .810  | 23 | 17 | 40  | 2  | 17-0 | 6  | 2  | 49  | 4.5 |
| 91-92          | 10      | 314 | 35 | 58 | .603 | 26 | 31 | .839  | 36 | 48 | 84  | 7  | 30-0 | 12 | 9  | 96  | 9.6 |
| 92-93          | INJURED |     |    |    |      |    |    |       |    |    |     |    |      |    |    |     |     |
| TOTALS         | 28      | 554 | 60 | 98 | .612 | 52 | 63 | .825  | 63 | 72 | 135 | 10 | 57-0 | 19 | 12 | 172 | 6.1 |

Three-Point Field Goals: 1991-92, 0-for-1 (.000).

KEVINN PINKNEY [#51] 6'10" 245 LBS 10/23/83 NEVADA '05

>> Transactions: Signed to a 10-day contract on April 4, 2007...Contract was not renewed after 10 days.  
06-07 6 100 12 27 .444 6 9 .667 7 8 15 5 12-0 3 3 31 5.2  
Three-Point Field Goals: 2006-07, 1-for-2 (.500).

SCOT POLLARD [#66] 6'11" 278 LBS 02/12/75 KANSAS '97

>> Transactions: Signed as a free agent on August 8, 2007.  
07-08 22 173 12 23 .522 15 22 .682 14 23 37 3 43-1 3 6 39 1.8  
Three-Point Field Goals: None Attempted.

PLAYOFF RECORD  
07-08 INJURED

DAVE POPSON [#42] 6'10" 230 LBS 05/17/64 NORTH CAROLINA '87

>> Transactions: Signed as a free agent on August 17, 1990...Waived on December 24, 1990...Re-signed as a free agent on December 27, 1990...Contract was not renewed.  
90-91 19 64 13 32 .406 9 10 .900 7 7 14 2 12-0 1 2 35 1.8  
Three-Point Field Goals: None Attempted.

PLAYOFF RECORD  
90-91 INJURED

YEAR G MIN FGM FGA PCT FTM FTA PCT OFF DEF TOT AST PF-DQ ST BL PTS AVG

JAMES POSEY [#41] 6'8" 217 LBS 01/13/77 XAVIER (OH) '00

>> Transactions: Signed as a free agent on August 28, 2007.

07-08 74 1821 173 414 .418 93 115 .809 30 242 322 114 181-1 72 20 545 7.4  
Three-Point Field Goals: 2007-08, 106-for-274 (.380).

PLAYOFF RECORD

07-08 26 573 52 119 .437 35 40 .875 12 81 93 28 61-0 26 8 174 6.7  
Three-Point Field Goals: 2007-08, 35-for-88 (.398).

VITALY POTAPENKO [#52] 6'10" 285 LBS 03/21/75 WRIGHT STATE '97

>> Transactions: Acquired from the Cleveland Cavaliers for Andrew Delecq and a 1999 first-round draft choice on March 11, 1999...Traded to the Seattle SuperSonics with Kenny Anderson and Joseph Forte for Vin Baker and Shammond Williams on July 22, 2002.

98-99 33 927 149 286 .521 58 106 .547 91 147 238 59 116-2 24 20 356 10.8  
99-00 79 1797 307 615 .499 109 160 .681 182 317 499 77 239-4 41 29 723 9.2  
00-01 82 1901 248 521 .476 115 158 .728 206 289 495 64 228-2 52 23 611 7.5  
01-02 79 1343 137 301 .455 89 120 .742 167 180 347 30 174-0 37 18 363 4.6  
TOTALS 273 5968 841 1723 .488 371 544 .682 646 933 1579 230 757-8 154 90 2053 7.5

Three-Point Field Goals: 1998-99, None Attempted; 1999-00, 0-for-1 (.000); 2000-01, None Attempted; 2001-02, None Attempted. Totals: 0-for-1 (.000).

PLAYOFF RECORD

01-02 ----- INJURED -----

LEON POWE [#0] 6'8" 240 LBS 01/22/84 CALIFORNIA '06

>> Transactions: Draft rights acquired from the Denver Nuggets in exchange for a future second round draft pick on June 28, 2006.

06-07 63 720 79 177 .446 106 144 .736 97 118 215 10 104-2 14 22 264 4.2  
07-08 56 809 154 269 .572 137 193 .710 95 132 227 15 127-1 15 16 445 7.9  
08-09 70 1227 177 338 .524 184 267 .689 145 200 345 46 192-3 24 38 538 7.7  
TOTALS 189 2756 410 784 .523 427 604 .707 337 450 787 71 423-6 53 76 1247 6.6

Three-Point Field Goals: 2006-07, 0-for-2 (.000); 2007-08, 0-for-1 (.000); 2008-09, None Attempted. Totals: 0-for-3 (.000).

PLAYOFF RECORD

07-08 23 270 36 73 .493 44 66 .667 32 30 62 4 45-0 0 3 116 5.0  
08-09 2 24 3 7 .429 4 6 .667 1 8 9 0 3-0 0 0 10 5.0  
TOTALS 25 296 39 80 .488 48 72 .667 33 38 71 4 48-0 0 3 126 5.0  
Three-Point Field Goals: 2007-08, None Attempted; 2008-09, None Attempted.

KEVIN PRITCHARD [#12] 6'3" 180 LBS 07/17/67 KANSAS '90

>> Transactions: Signed as a free agent on October 30, 1991...Waived on November 25, 1991...Signed as a free agent on November 27, 1991...Waived on January 7, 1992.

91-92 11 136 16 34 .471 14 18 .778 1 10 11 30 17-0 3 4 46 4.2  
Three-Point Field Goals: 1991-92, 0-for-3 (.000).

GABE PRUITT [#13] 6'4" 170 LBS 04/19/86 SOUTHERN CALIFORNIA '07

>> Transactions: Second round draft choice (32<sup>nd</sup> pick overall) in 2007 NBA Draft...Waived July 31, 2009.

07-08 15 95 14 39 .359 1 2 .500 1 7 8 13 10-0 5 0 32 2.1  
08-09 47 766 31 101 .307 17 21 .810 9 34 43 39 34-0 15 3 93 2.0  
TOTALS 62 461 45 140 .321 18 23 .783 10 41 51 52 44-0 20 3 125 2.0

Three-Point Field Goals: 2007-08, 3-for-12 (.250); 2008-09, 14-for-48 (.292). Totals: 17-for-60 (.283).

PLAYOFF RECORD

08-09 4 11 0 3 .000 0 0 --- 0 0 0 2 0-0 0 1 0 0.0  
Three-Point Field Goals: 2008-09, 0-for-1 (.000).

DINO RADJA [#40] 6'11" 255 LBS 04/24/67 CROATIA

>> Transactions: Second round draft choice (40<sup>th</sup> pick overall) in 1989 NBA Draft (played in Italy from 1990-1993)...Signed on July 9, 1993...Traded to the Philadelphia 76ers for Michael Cage and Clarence Weatherspoon on June 20, 1997; trade voided because Radja failed the physical on June 24, 1997...Waived on July 16, 1997.

93-94 80 2303 491 942 .521 226 301 .751 191 386 577 114 276-2 70 67 1208 15.1  
94-95 66 2147 450 919 .490 233 307 .759 149 424 573 111 232-5 60 86 1133 17.2  
95-96 53 1984 426 852 .500 191 275 .695 113 409 522 83 161-2 48 81 1043 19.7  
96-97 25 874 149 339 .440 51 71 .718 44 167 211 48 76-2 23 48 349 14.0  
TOTALS 224 7308 1516 3052 .497 701 954 .735 497 1386 1883 356 745-11 201 282 3733 16.7

Three-Point Field Goals: 1993-94, 0-for-1 (.000); 1994-95, 0-for-1 (.000); 1995-96, None Attempted; 1996-97, 0-for-1 (.000). Totals: 0-for-3 (.000).

| YEAR  | G | MIN | FGM | FGA | PCT  | FTM | FTA | PCT  | OFF | DEF | TOT | AST | PF-DQ | ST | BL | PTS | AVG  |
|---|---|-----|-----|-----|------|-----|-----|------|-----|-----|-----|-----|-------|----|----|-----|------|
| <b>DINO RADJA PLAYOFF RECORD</b>                  |   |     |     |     |      |     |     |      |     |     |     |     |       |    |    |     |      |
| 94-95   | 4 | 153 | 20  | 50  | .400 | 20  | 28  | .714 | 4   | 24  | 28  | 9   | 19-0  | 4  | 5  | 60  | 15.0 |
| Three-Point Field Goals: 1994-95, None Attempted. |   |     |     |     |      |     |     |      |     |     |     |     |       |    |    |     |      |

| FRANK RAMSEY [#23]   |     |       |      | 6'3" |      | 190 LBS |      | 07/13/31 |  | KENTUCKY '53 |      |         |  |      |      |
|--|-----|-------|------|------|------|---------|------|----------|--|--------------|------|---------|--|------|------|
| >> Transactions: First round draft choice in 1953 NBA Draft...Retired in 1964. |     |       |      |      |      |         |      |          |  |              |      |         |  |      |      |
| 54-55  | 64  | 1754  | 236  | 592  | .399 | 243     | 322  | .755     |  | 402          | 185  | 250-11  |  | 715  | 11.2 |
| 56-57  | 35  | 807   | 137  | 349  | .393 | 144     | 182  | .791     |  | 178          | 67   | 113-3   |  | 418  | 11.9 |
| 57-58  | 69  | 2047  | 377  | 900  | .419 | 383     | 472  | .811     |  | 504          | 167  | 245-8   |  | 1137 | 16.5 |
| 58-59  | 72  | 2013  | 383  | 1013 | .378 | 341     | 436  | .782     |  | 491          | 147  | 266-11  |  | 1107 | 15.5 |
| 59-60  | 73  | 2009  | 422  | 1062 | .397 | 273     | 347  | .787     |  | 506          | 137  | 251-10  |  | 1117 | 15.3 |
| 60-61  | 79  | 2019  | 448  | 1100 | .407 | 295     | 354  | .833     |  | 431          | 146  | 284-14  |  | 1191 | 15.1 |
| 61-62  | 79  | 1913  | 436  | 1019 | .428 | 334     | 405  | .825     |  | 387          | 109  | 245-10  |  | 1206 | 15.3 |
| 62-63  | 77  | 1541  | 284  | 743  | .382 | 271     | 332  | .816     |  | 288          | 95   | 259-13  |  | 839  | 10.9 |
| 63-64  | 75  | 1227  | 226  | 604  | .374 | 196     | 233  | .841     |  | 233          | 81   | 245-7   |  | 648  | 8.6  |
| TOTALS   | 623 | 15330 | 2949 | 7382 | .399 | 2480    | 3083 | .804     |  | 3410         | 1134 | 2158-87 |  | 8378 | 13.4 |

|                       |           |             |            |             |             |            |            |             |  |  |            |            |               |  |  |             |             |
|-----------------------|-----------|-------------|------------|-------------|-------------|------------|------------|-------------|--|--|------------|------------|---------------|--|--|-------------|-------------|
| <b>PLAYOFF RECORD</b> |           |             |            |             |             |            |            |             |  |  |            |            |               |  |  |             |             |
| 54-55                 | 7         | 154         | 28         | 54          | .519        | 19         | 26         | .731        |  |  | 35         | 16         | 27-0          |  |  | 75          | 10.7        |
| 56-57                 | 10        | 229         | 38         | 82          | .463        | 46         | 59         | .780        |  |  | 43         | 17         | 36-1          |  |  | 122         | 12.2        |
| 57-58                 | 11        | 352         | 74         | 174         | .425        | 54         | 59         | .915        |  |  | 90         | 16         | 50-3          |  |  | 202         | 18.4        |
| 58-59                 | 11        | 303         | 95         | 192         | .495        | 65         | 81         | .802        |  |  | 68         | 20         | 52-4          |  |  | 255         | 23.2        |
| 59-60                 | 13        | 459         | 81         | 196         | .413        | 55         | 63         | .873        |  |  | 100        | 27         | 51-2          |  |  | 217         | 16.7        |
| 60-61                 | 10        | 300         | 55         | 136         | .404        | 61         | 75         | .813        |  |  | 64         | 23         | 40-0          |  |  | 171         | 17.1        |
| 61-62                 | 13        | 210         | 39         | 104         | .375        | 41         | 45         | .911        |  |  | 38         | 10         | 38-3          |  |  | 110         | 9.1         |
| 62-63                 | 13        | 251         | 37         | 104         | .356        | 34         | 47         | .723        |  |  | 35         | 12         | 43-1          |  |  | 108         | 8.3         |
| 63-64                 | 10        | 138         | 22         | 63          | .349        | 18         | 21         | .857        |  |  | 21         | 10         | 25-0          |  |  | 62          | 6.2         |
| <b>TOTALS</b>         | <b>98</b> | <b>2396</b> | <b>469</b> | <b>1105</b> | <b>.424</b> | <b>393</b> | <b>476</b> | <b>.826</b> |  |  | <b>494</b> | <b>151</b> | <b>362-14</b> |  |  | <b>1331</b> | <b>13.6</b> |

|   |    |     |    |    |      |    |    |      |    |    |    |   |      |   |       |    |         |  |          |  |          |  |  |  |  |  |  |  |  |  |
|---|----|-----|----|----|------|----|----|------|----|----|----|---|------|---|-------|----|---------|--|----------|--|----------|--|--|--|--|--|--|--|--|--|
| SHAVLIK RANDOLPH [#42]  |    |     |    |    |      |    |    |      |    |    |    |   |      |   | 6'10" |    | 235 LBS |  | 11/24/83 |  | DUKE '05 |  |  |  |  |  |  |  |  |  |
| >> Transactions: Signed to a 10-day contract on March 1, 2013...Signed a second-10 day contract on March 11, 2013...Signed to a multi-year contract on March 21, 2013...Waived on August 1, 2015. |    |     |    |    |      |    |    |      |    |    |    |   |      |   |       |    |         |  |          |  |          |  |  |  |  |  |  |  |  |  |
| 12-13   | 16 | 198 | 28 | 48 | .583 | 11 | 27 | .407 | 28 | 42 | 70 | 4 | 38-1 | 8 | 7     | 67 | 4.2     |  |          |  |          |  |  |  |  |  |  |  |  |  |
| Three-Point Field Goals: 2012-13, None Attempted.   |    |     |    |    |      |    |    |      |    |    |    |   |      |   |       |    |         |  |          |  |          |  |  |  |  |  |  |  |  |  |

|   |   |   |   |   |     |   |   |     |   |   |   |   |     |   |   |   |     |
|---|---|---|---|---|-----|---|---|-----|---|---|---|---|-----|---|---|---|-----|
| <b>PLAYOFF RECORD</b>                             |   |   |   |   |     |   |   |     |   |   |   |   |     |   |   |   |     |
| 12-13   | 1 | 3 | 0 | 0 | --- | 0 | 0 | --- | 0 | 3 | 3 | 0 | 1-0 | 0 | 0 | 0 | 0.0 |
| Three-Point Field Goals: 2012-13, None Attempted. |   |   |   |   |     |   |   |     |   |   |   |   |     |   |   |   |     |

|   |   |    |   |              |      |                |   |                 |   |   |   |                    |     |   |   |   |     |  |  |
|---|---|----|---|--------------|------|----------------|---|-----------------|---|---|---|--------------------|-----|---|---|---|-----|--|--|
| <b>THEO RATLIFF [#50]</b>   |   |    |   | <b>6'10"</b> |      | <b>235 LBS</b> |   | <b>04/17/73</b> |   |   |   | <b>WYOMING '95</b> |     |   |   |   |     |  |  |
| >> Transactions: Acquired from the Portland Trail Blazers along with Sebastian Telfair and a 2008 second round draft choice in exchange for Rael LaFrentz, Dan Dickau and the draft rights to Randy Foye on June 28, 2006...Traded to Minnesota along with Ryan Gomes, Gerald Green, Al Jefferson, Sebastian Telfair and two future draft choices in exchange for Kevin Garnett on July 31, 2007. |   |    |   |              |      |                |   |                 |   |   |   |                    |     |   |   |   |     |  |  |
| 06-07   | 2 | 44 | 1 | 3            | .333 | 3              | 4 | .750            | 2 | 5 | 7 | 0                  | 6-0 | 1 | 3 | 5 | 2.5 |  |  |
| Three-Point Field Goals: None Attempted.  |   |    |   |              |      |                |   |                 |   |   |   |                    |     |   |   |   |     |  |  |

|   |    |     |    |     |      |      |    |         |   |          |    |               |      |   |   |     |     |
|---|----|-----|----|-----|------|------|----|---------|---|----------|----|---------------|------|---|---|-----|-----|
| ALLAN RAY [#12]   |    |     |    |     |      | 6'2" |    | 190 LBS |   | 06/17/84 |    | VILLANOVA '06 |      |   |   |     |     |
| >> Transactions: Signed as a free agent on July 6, 2006...Contract expired on August 1, 2007. |    |     |    |     |      |      |    |         |   |          |    |               |      |   |   |     |     |
| 06-07   | 25 | 266 | 41 | 112 | .366 | 23   | 34 | .676    | 6 | 22       | 28 | 12            | 32-1 | 8 | 0 | 123 | 4.9 |
| Three-Point Field Goals: 2006-07, 18-for-46 (.391).   |    |     |    |     |      |      |    |         |   |          |    |               |      |   |   |     |     |

| JUSTIN REED [#9]   |    |     |    | 6'8" |      | 240 LBS |    | 01/16/82 |    | MISSISSIPPI '04 |    |    |      |   |   |     |     |
|--|----|-----|----|------|------|---------|----|----------|----|-----------------|----|----|------|---|---|-----|-----|
| >> Transactions: Second round draft choice (40 <sup>th</sup> Pick overall) in the 2004 NBA Draft...Traded to the Minnesota Timberwolves along with Marcus Banks, Mark Blount, Ricky Davis and two conditional second draft choices for Wally Szczerbiak, Michael Olowokandi, Dwayne Jones and a future first round draft choice on January 26, 2006. |    |     |    |      |      |         |    |          |    |                 |    |    |      |   |   |     |     |
| 04-05  | 23 | 121 | 15 | 29   | .517 | 11      | 15 | .733     | 8  | 8               | 16 | 10 | 12-0 | 3 | 1 | 41  | 1.8 |
| 05-06  | 32 | 291 | 25 | 74   | .338 | 25      | 40 | .625     | 13 | 16              | 29 | 7  | 45-0 | 5 | 4 | 75  | 2.3 |
| TOTALS   | 55 | 412 | 40 | 103  | .388 | 36      | 55 | .655     | 21 | 24              | 45 | 17 | 57-0 | 8 | 5 | 116 | 2.1 |
| Three-Point Field Goals: 2004-05, 0-for-3 (.000); 2005-06, None Attempted. Totals: 0-for-3 (.000).   |    |     |    |      |      |         |    |          |    |                 |    |    |      |   |   |     |     |

|   |          |           |          |          |             |          |          |             |          |          |          |          |            |          |          |          |            |
|---|----------|-----------|----------|----------|-------------|----------|----------|-------------|----------|----------|----------|----------|------------|----------|----------|----------|------------|
| <b>PLAYOFF RECORD</b>                             |          |           |          |          |             |          |          |             |          |          |          |          |            |          |          |          |            |
| 04-05   | 6        | 22        | 2        | 6        | .333        | 3        | 4        | .750        | 0        | 1        | 1        | 0        | 2-0        | 0        | 0        | 7        | 1.2        |
| <b>TOTALS</b>                                     | <b>6</b> | <b>22</b> | <b>2</b> | <b>6</b> | <b>.333</b> | <b>3</b> | <b>4</b> | <b>.750</b> | <b>0</b> | <b>1</b> | <b>1</b> | <b>0</b> | <b>2-0</b> | <b>0</b> | <b>0</b> | <b>7</b> | <b>1.2</b> |
| Three-Point Field Goals: 2004-05, 0-for-2 (.000). |          |           |          |          |             |          |          |             |          |          |          |          |            |          |          |          |            |

YEAR G MIN FGM FGA PCT FTM FTA PCT OFF DEF TOT AST PF-DQ ST BL PTS AVG

JOHN RICHTER [#16] 6'9" 225 LBS 03/12/37 NORTH CAROLINA STATE '59

>> Transactions: First round draft choice in 1959 NBA Draft.

59-60 66 808 113 332 .340 59 117 .504 312 27 158-1 285 4.3

PLAYOFF RECORD

59-60 8 95 15 38 .395 5 14 .357 29 2 17-1 35 4.4

MEL RIEBE [#7, #9] 5'11" 180 LBS 07/12/16 D: 07/25/77 WOOSTER

47-48 48 202 653 .309 85 137 .620 41 137 489 10.2

48-49 33 146 501 .291 70 116 .603 95 97 362 11.0

TOTALS 81 348 1154 .302 155 253 .613 136 234 851 10.6

PLAYOFF RECORD

47-48 3 14 43 .326 14 20 .700 3 10 42 14.0

Also played 10 games for Providence in 1948-49.

ERIC RILEY [#44] 7'0" 245 LBS 06/02/70 MICHIGAN '93

>> Transactions: Signed as a free agent on January 27, 1999...Contract was not renewed after the 1998-99 season.

98-99 35 337 28 54 .519 22 31 .710 36 63 99 12 73-2 9 26 78 2.2

Three-Point Field Goals: None Attempted.

ARNIE RISEN [#19] 6'9" 200 LBS 10/09/24 OHIO STATE

55-56 68 1597 189 493 .383 170 240 .708 553 88 300-17 548 8.1

56-57 43 935 119 307 .388 106 156 .679 286 53 163-4 344 8.0

57-58 63 1119 134 397 .338 114 167 .683 360 50 195-5 382 6.1

TOTALS 174 3651 442 1197 .369 390 563 .693 1199 191 658-26 1274 7.3

PLAYOFF RECORD

55-56 3 88 12 34 .353 13 18 .722 44 2 15-0 37 12.3

56-57 10 152 28 63 .444 19 29 .655 58 8 48-5 75 7.5

57-58 10 168 12 52 .231 22 33 .667 62 9 32-1 46 4.6

TOTALS 33 408 52 149 .349 54 80 .675 164 19 95-6 158 6.9

RAMON RIVAS [#45] 6'10" 260 LBS 06/03/66 TEMPLE '88

>> Transactions: Signed as a free agent on August 28, 1988...Contract not renewed after the 1988-89 season.

88-89 28 91 12 31 .387 16 25 .640 9 15 24 3 21-0 4 1 40 1.4

Three-Point Field Goals: 0-for-1 (.000).

BILL ROBERTS [#5] 6'9" 210 LBS 1925 WYOMING

48-49 26 36 109 .330 9 19 .474 13 34 81 3.1

Also played 2 games for Chicago and 22 games for St. Louis in 1948-49.

FRED ROBERTS [#31] 6'10" 220 LBS 08/14/60 BRIGHAM YOUNG '82

>> Transactions: Acquired from the Utah Jazz for a 1987 third round draft choice on September 25, 1986...Selected by the Miami Heat in the NBA expansion draft on June 23, 1988.

86-87 73 1079 139 270 .515 124 153 .810 54 136 190 62 129-1 22 20 402 5.5

87-88 74 1032 161 330 .488 128 165 .776 60 102 162 81 118-0 16 15 450 6.1

TOTALS 147 2111 300 600 .500 252 318 .792 114 238 352 143 247-1 38 35 852 5.8

Three-Point Field Goals: 1986-87, 0-for-3 (.000); 1987-88, 0-for-6 (.000). Totals: 0-for-9 (.000).

PLAYOFF RECORD

86-87 20 265 30 59 .508 31 44 .705 15 18 33 12 47-0 6 3 91 4.6

87-88 15 100 11 21 .524 7 11 .636 8 8 16 3 20-1 3 0 29 1.9

TOTALS 35 365 41 80 .513 38 55 .691 23 26 49 15 67-1 9 3 120 3.4

Three-Point Field Goals: None Attempted.

RICK ROBEY [#53] 6'10" 235 LBS 01/30/56 KENTUCKY '78

>> Transactions: Acquired from the Indiana Pacers for Billy Knight on January 16, 1979 (also played 43 games for Indiana in 1978-79)...Traded with two 1983 second-round draft choices to the Phoenix Suns for Dennis Johnson and 1981 first and third-round draft choices on June 27, 1983.

78-79 36 914 182 378 .481 84 103 .816 88 171 259 79 121-3 23 3 448 12.4

79-80 82 1918 379 727 .521 184 269 .684 209 321 530 92 244-2 53 15 942 11.5

80-81 82 1569 298 547 .545 144 251 .574 132 258 390 126 204-0 38 19 740 9.0

81-82 80 1186 185 375 .493 84 157 .535 114 181 295 68 183-2 27 14 454 5.7

82-83 59 855 100 214 .467 45 78 .577 79 140 219 65 131-1 13 8 245 4.2

TOTALS 339 6442 1144 2241 .510 541 858 .631 622 1071 1693 433 883-8 154 59 2829 8.3

Three-Point Field Goals: 1979-80, 0-for-1 (.000); 1980-81, 0-for-1 (.000); 1981-82, 0-for-2 (.000). Totals: 0-for-4 (.000).

| YEAR                             | G         | MIN        | FGM       | FGA        | PCT         | FTM       | FTA       | PCT         | OFF       | DEF       | TOT        | AST       | PF-DQ        | ST        | BL        | PTS        | AVG        |
|----------------------------------|-----------|------------|-----------|------------|-------------|-----------|-----------|-------------|-----------|-----------|------------|-----------|--------------|-----------|-----------|------------|------------|
| <b>RICK ROBEY PLAYOFF RECORD</b> |           |            |           |            |             |           |           |             |           |           |            |           |              |           |           |            |            |
| 79-80                            | 9         | 151        | 24        | 53         | .453        | 7         | 14        | .500        | 13        | 19        | 32         | 10        | 27-0         | 7         | 3         | 55         | 6.1        |
| 80-81                            | 17        | 265        | 35        | 81         | .432        | 16        | 35        | .457        | 19        | 41        | 60         | 12        | 44-0         | 2         | 5         | 86         | 5.1        |
| 81-82                            | 12        | 122        | 21        | 40         | .525        | 13        | 17        | .765        | 13        | 16        | 29         | 4         | 27-0         | 2         | 2         | 55         | 4.6        |
| 82-83                            | 5         | 29         | 0         | 4          | .000        | 2         | 4         | .500        | 3         | 5         | 8          | 1         | 4-0          | 0         | 0         | 2          | 0.4        |
| <b>TOTALS</b>                    | <b>43</b> | <b>567</b> | <b>80</b> | <b>178</b> | <b>.449</b> | <b>38</b> | <b>70</b> | <b>.543</b> | <b>48</b> | <b>81</b> | <b>129</b> | <b>27</b> | <b>102-0</b> | <b>11</b> | <b>10</b> | <b>198</b> | <b>4.6</b> |

Three-Point Field Goals: 1979-80, 0-for-1 (.000); 1982-83, 0-for-1 (.000). Totals: 0-for-2 (.000).

### LARRY ROBINSON [#4] 6'5" 180 LBS 01/11/68 CENTENARY '90

>> Transactions: Signed as a free agent on October 29, 1991...Waived on November 11, 1991.

|   |   |   |   |   |      |   |   |      |   |   |   |   |     |   |   |   |     |
|---|---|---|---|---|------|---|---|------|---|---|---|---|-----|---|---|---|-----|
| 91-92   | 1 | 6 | 1 | 5 | .200 | 0 | 0 | .000 | 2 | 0 | 2 | 1 | 3-0 | 0 | 0 | 2 | 2.0 |
| Three-Point Field Goals: 1991-92, None Attempted. |   |   |   |   |      |   |   |      |   |   |   |   |     |   |   |   |     |

### NATE ROBINSON [#4] 5'9" 180 LBS 05/31/84 WASHINGTON '05

>> Transactions: Acquired from the New York Knicks along with Marcus Landry in exchange for Eddie House, J.R. Giddens and Bill Walker on February 18, 2010...Traded along with Kendrick Perkins to the Oklahoma City Thunder in exchange for Jeff Green, Nenad Krstic and a future first round draft pick (from the LA Clippers) on February 24, 2011.

|               |           |             |            |            |             |           |           |             |           |            |            |            |              |           |          |            |            |
|---------------|-----------|-------------|------------|------------|-------------|-----------|-----------|-------------|-----------|------------|------------|------------|--------------|-----------|----------|------------|------------|
| 09-10         | 26        | 382         | 63         | 157        | .401        | 8         | 13        | .615        | 5         | 33         | 38         | 51         | 50-0         | 22        | 0        | 170        | 6.5        |
| 10-11         | 55        | 983         | 146        | 361        | .404        | 33        | 40        | .825        | 15        | 74         | 89         | 105        | 107-1        | 29        | 4        | 388        | 7.1        |
| <b>TOTALS</b> | <b>81</b> | <b>1365</b> | <b>209</b> | <b>518</b> | <b>.404</b> | <b>41</b> | <b>53</b> | <b>.774</b> | <b>20</b> | <b>107</b> | <b>127</b> | <b>156</b> | <b>157-1</b> | <b>51</b> | <b>4</b> | <b>558</b> | <b>6.9</b> |

Three-Point Field Goals: 2009-10, 36-for-87 (.414); 2010-11, 63-for-192 (.328). Totals: 99-for-279 (.355).

|  |    |     |    |    |      |    |    |      |   |    |    |    |      |   |   |    |     |
|--|----|-----|----|----|------|----|----|------|---|----|----|----|------|---|---|----|-----|
| <b>NATE ROBINSON PLAYOFF RECORD</b>                |    |     |    |    |      |    |    |      |   |    |    |    |      |   |   |    |     |
| 09-10  | 17 | 128 | 24 | 64 | .375 | 12 | 15 | .800 | 4 | 10 | 14 | 18 | 16-0 | 6 | 1 | 71 | 4.2 |
| Three-Point Field Goals: 2009-10, 11-for-33 (.333) |    |     |    |    |      |    |    |      |   |    |    |    |      |   |   |    |     |

### RODNEY ROGERS [#54] 6'7" 255 LBS 06/20/71 WAKE FOREST '94

>> Transactions: Acquired from the Phoenix Suns with Tony Delk for Joe Johnson, Mill Palacio, Randy Brown and a 2002 first-round draft choice on February 20, 2002...Contract expired and was not renewed and became a free agent on July 1, 2002.

|   |    |     |     |     |      |    |    |      |    |    |     |    |      |    |    |     |      |
|---|----|-----|-----|-----|------|----|----|------|----|----|-----|----|------|----|----|-----|------|
| 01-02   | 27 | 626 | 107 | 222 | .482 | 35 | 50 | .700 | 34 | 73 | 107 | 40 | 78-1 | 16 | 12 | 288 | 10.7 |
| Three-Point Field Goals: 2001-02, 39-for-95 (.411). |    |     |     |     |      |    |    |      |    |    |     |    |      |    |    |     |      |

|   |    |     |    |     |      |    |    |      |    |    |    |    |      |    |   |     |     |
|---|----|-----|----|-----|------|----|----|------|----|----|----|----|------|----|---|-----|-----|
| <b>PLAYOFF RECORD</b>                               |    |     |    |     |      |    |    |      |    |    |    |    |      |    |   |     |     |
| 01-02   | 16 | 394 | 46 | 108 | .426 | 31 | 35 | .886 | 28 | 60 | 88 | 34 | 42-1 | 16 | 7 | 142 | 8.9 |
| Three-Point Field Goals: 2001-02, 19-for-52 (.365). |    |     |    |     |      |    |    |      |    |    |    |    |      |    |   |     |     |

### ROY ROGERS, JR. [#99] 6'10" 235 LBS 08/19/73 ALABAMA '96

>> Transactions: Acquired from the Vancouver Grizzlies for Tony Massenburg and a future second-round draft choice on October 28, 1997...Traded to the Toronto Raptors with Chauncey Billups, Dee Brown and John Thomas for Kenny Anderson, Zan Tabak and Popeye Jones on February 18, 1998.

|   |   |    |   |   |      |   |   |      |   |   |   |   |     |   |   |   |     |
|---|---|----|---|---|------|---|---|------|---|---|---|---|-----|---|---|---|-----|
| 97-98   | 9 | 37 | 3 | 8 | .375 | 1 | 2 | .500 | 0 | 5 | 5 | 1 | 6-0 | 2 | 4 | 7 | 0.8 |
| Three-Point Field Goals: 1997-98, None Attempted. |   |    |   |   |      |   |   |      |   |   |   |   |     |   |   |   |     |

### KEN ROLLINS [#4] 6'0" 168 LBS 09/14/23 KENTUCKY '48

|       |    |     |    |     |      |    |    |      |  |  |    |    |      |  |  |    |     |
|-------|----|-----|----|-----|------|----|----|------|--|--|----|----|------|--|--|----|-----|
| 52-53 | 43 | 426 | 38 | 115 | .330 | 22 | 27 | .815 |  |  | 45 | 46 | 63-1 |  |  | 98 | 2.3 |
|-------|----|-----|----|-----|------|----|----|------|--|--|----|----|------|--|--|----|-----|

|                       |   |    |   |    |      |   |   |       |  |  |   |   |      |  |  |    |     |
|-----------------------|---|----|---|----|------|---|---|-------|--|--|---|---|------|--|--|----|-----|
| <b>PLAYOFF RECORD</b> |   |    |   |    |      |   |   |       |  |  |   |   |      |  |  |    |     |
| 52-53                 | 6 | 65 | 6 | 15 | .400 | 8 | 8 | 1.000 |  |  | 8 | 7 | 14-0 |  |  | 20 | 3.3 |

### CURTIS ROWE [#41] 6'7" 225 LBS 07/02/49 UCLA '71

>> Transactions: Acquired from the Detroit Pistons in a three-way deal, in which Paul Silas was traded to the Denver Nuggets, and Ralph Simpson was traded by Denver to Detroit on October 20, 1976...Contract was not renewed after the 1978-79 season.

|               |            |             |            |             |             |            |            |             |            |            |             |            |              |           |           |             |            |
|---------------|------------|-------------|------------|-------------|-------------|------------|------------|-------------|------------|------------|-------------|------------|--------------|-----------|-----------|-------------|------------|
| 76-77         | 79         | 2190        | 315        | 632         | .498        | 170        | 240        | .708        | 188        | 375        | 563         | 107        | 215-3        | 24        | 47        | 800         | 10.1       |
| 77-78         | 51         | 911         | 123        | 273         | .451        | 66         | 89         | .742        | 74         | 129        | 203         | 45         | 94-1         | 14        | 8         | 312         | 6.1        |
| 78-79         | 53         | 1222        | 151        | 346         | .436        | 52         | 75         | .693        | 79         | 163        | 242         | 69         | 105-2        | 15        | 13        | 354         | 6.7        |
| <b>TOTALS</b> | <b>183</b> | <b>4323</b> | <b>589</b> | <b>1251</b> | <b>.471</b> | <b>288</b> | <b>404</b> | <b>.714</b> | <b>341</b> | <b>667</b> | <b>1308</b> | <b>221</b> | <b>414-6</b> | <b>53</b> | <b>68</b> | <b>1466</b> | <b>8.0</b> |

|                       |   |     |    |    |      |    |    |      |    |    |    |    |      |   |   |    |     |
|-----------------------|---|-----|----|----|------|----|----|------|----|----|----|----|------|---|---|----|-----|
| <b>PLAYOFF RECORD</b> |   |     |    |    |      |    |    |      |    |    |    |    |      |   |   |    |     |
| 76-77                 | 9 | 237 | 32 | 68 | .471 | 22 | 29 | .759 | 29 | 43 | 72 | 10 | 29-1 | 1 | 4 | 86 | 9.9 |

### BILL RUSSELL [#6] 6'10" 220 LBS 02/12/34 SAN FRANCISCO '56

>> Transactions: Selected by the St. Louis Hawks in the first round (2<sup>nd</sup> pick overall) in 1956 NBA Draft...Draft rights were acquired from St. Louis for Ed Macauley and the draft rights to Cliff Hagan on April 29, 1956...Retired in 1969.

|       |    |      |     |      |      |     |     |      |  |  |      |     |       |  |  |      |      |
|-------|----|------|-----|------|------|-----|-----|------|--|--|------|-----|-------|--|--|------|------|
| 56-57 | 48 | 1695 | 277 | 649  | .427 | 152 | 309 | .492 |  |  | 943  | 88  | 143-2 |  |  | 706  | 14.7 |
| 57-58 | 69 | 2640 | 456 | 1032 | .442 | 230 | 443 | .519 |  |  | 1564 | 202 | 181-2 |  |  | 1142 | 16.6 |
| 58-59 | 70 | 2979 | 456 | 997  | .457 | 256 | 428 | .598 |  |  | 1612 | 222 | 161-3 |  |  | 1168 | 16.7 |
| 59-60 | 74 | 3146 | 555 | 1189 | .467 | 240 | 392 | .612 |  |  | 1778 | 277 | 210-0 |  |  | 1350 | 18.2 |
| 60-61 | 78 | 3458 | 532 | 1250 | .426 | 258 | 469 | .550 |  |  | 1868 | 268 | 155-0 |  |  | 1322 | 16.9 |
| 61-62 | 76 | 3433 | 575 | 1258 | .457 | 286 | 481 | .594 |  |  | 1790 | 341 | 207-3 |  |  | 1436 | 18.9 |

| YEAR                                     | G   | MIN   | FGM  | FGA   | PCT  | FTM  | FTA  | PCT  | OFF | DEF | TOT   | AST  | PF-DQ   | ST | BL | PTS   | AVG  |
|--|-----|-------|------|-------|------|------|------|------|-----|-----|-------|------|---------|----|----|-------|------|
| BILL RUSSELL REGULAR SEASON RECORD CONT. |     |       |      |       |      |      |      |      |     |     |       |      |         |    |    |       |      |
| 62-63                                    | 78  | 3500  | 511  | 1182  | .432 | 287  | 517  | .555 |     |     | 1843  | 348  | 189-1   |    |    | 1309  | 16.8 |
| 63-64                                    | 78  | 3482  | 466  | 1077  | .433 | 236  | 429  | .550 |     |     | 1930  | 370  | 190-0   |    |    | 1168  | 15.0 |
| 64-65                                    | 78  | 3466  | 429  | 980   | .438 | 244  | 426  | .573 |     |     | 1878  | 410  | 204-1   |    |    | 1102  | 14.1 |
| 65-66                                    | 78  | 3386  | 391  | 943   | .415 | 223  | 405  | .551 |     |     | 1779  | 371  | 221-4   |    |    | 1005  | 12.9 |
| 66-67                                    | 81  | 3297  | 395  | 870   | .454 | 285  | 467  | .610 |     |     | 1700  | 472  | 258-4   |    |    | 1075  | 13.4 |
| 67-68                                    | 78  | 2953  | 365  | 858   | .425 | 247  | 460  | .537 |     |     | 1451  | 357  | 242-2   |    |    | 977   | 12.5 |
| 68-69                                    | 77  | 3291  | 279  | 645   | .433 | 204  | 388  | .526 |     |     | 1484  | 374  | 231-2   |    |    | 762   | 9.9  |
| TOTALS                                   | 963 | 40726 | 5687 | 12930 | .440 | 3148 | 5614 | .561 |     |     | 21620 | 4100 | 2592-24 |    |    | 14522 | 15.1 |

PLAYOFF RECORD

|        |     |      |      |      |      |     |      |      |  |  |      |     |       |  |  |      |      |
|--------|-----|------|------|------|------|-----|------|------|--|--|------|-----|-------|--|--|------|------|
| 56-57  | 10  | 409  | 54   | 148  | .365 | 31  | 61   | .508 |  |  | 244  | 32  | 41-1  |  |  | 139  | 13.9 |
| 57-58  | 9   | 355  | 48   | 133  | .361 | 40  | 66   | .606 |  |  | 221  | 24  | 24-0  |  |  | 136  | 15.1 |
| 58-59  | 11  | 496  | 65   | 159  | .409 | 41  | 67   | .612 |  |  | 305  | 40  | 28-1  |  |  | 171  | 15.5 |
| 59-60  | 13  | 572  | 94   | 206  | .456 | 53  | 75   | .707 |  |  | 336  | 38  | 38-1  |  |  | 241  | 18.5 |
| 60-61  | 10  | 462  | 73   | 171  | .427 | 45  | 86   | .523 |  |  | 299  | 48  | 24-0  |  |  | 191  | 19.1 |
| 61-62  | 14  | 672  | 116  | 253  | .458 | 82  | 113  | .726 |  |  | 370  | 70  | 49-0  |  |  | 314  | 22.4 |
| 62-63  | 13  | 617  | 96   | 212  | .453 | 72  | 109  | .661 |  |  | 326  | 66  | 36-0  |  |  | 264  | 20.3 |
| 63-64  | 10  | 451  | 47   | 132  | .356 | 37  | 67   | .552 |  |  | 272  | 44  | 33-0  |  |  | 131  | 13.1 |
| 64-65  | 12  | 561  | 79   | 150  | .527 | 40  | 76   | .526 |  |  | 302  | 76  | 43-2  |  |  | 193  | 16.5 |
| 65-66  | 17  | 814  | 124  | 261  | .475 | 76  | 123  | .618 |  |  | 428  | 85  | 60-0  |  |  | 324  | 19.1 |
| 66-67  | 9   | 390  | 31   | 86   | .360 | 33  | 52   | .635 |  |  | 198  | 50  | 32-1  |  |  | 95   | 10.6 |
| 67-68  | 19  | 869  | 99   | 242  | .409 | 76  | 130  | .585 |  |  | 434  | 99  | 73-1  |  |  | 274  | 14.4 |
| 68-69  | 18  | 829  | 77   | 182  | .423 | 41  | 81   | .506 |  |  | 369  | 98  | 65-1  |  |  | 195  | 10.8 |
| TOTALS | 165 | 7497 | 1003 | 2335 | .430 | 667 | 1106 | .603 |  |  | 4104 | 770 | 546-8 |  |  | 2673 | 16.2 |

ED SADOWSKI [#22]

6'5"

240 LBS

07/11/17 D: 09/18/90

SETON HALL '40

|       |    |  |     |     |      |     |     |      |  |  |  |    |     |  |  |     |      |
|-------|----|--|-----|-----|------|-----|-----|------|--|--|--|----|-----|--|--|-----|------|
| 47-48 | 47 |  | 308 | 953 | .323 | 294 | 422 | .697 |  |  |  | 74 | 182 |  |  | 910 | 19.4 |
|-------|----|--|-----|-----|------|-----|-----|------|--|--|--|----|-----|--|--|-----|------|

PLAYOFF RECORD

|       |   |  |    |    |      |    |    |      |  |  |  |   |    |  |  |    |      |
|-------|---|--|----|----|------|----|----|------|--|--|--|---|----|--|--|----|------|
| 47-48 | 3 |  | 19 | 55 | .345 | 23 | 38 | .605 |  |  |  | 6 | 17 |  |  | 61 | 20.3 |
|-------|---|--|----|----|------|----|----|------|--|--|--|---|----|--|--|----|------|

KENNY SAILORS [#13]

5'10"

176 LBS

01/14/22

WYOMING '46

50-51

Also played for Baltimore in 1950-51. Games played with Boston were not recorded.

FRANKIE SANDERS [#45]

6'6"

200 LBS

01/23/57

SOUTHERN CAL '78

>> Transactions: Signed as a free agent on January 19, 1979 (also played 22 games for San Antonio in 1978-79)...Completed contract and signed by the Indiana Pacers as a veteran free agent on July 11, 1979 (Celtics received a future draft choice as compensation).

|       |    |     |    |     |      |    |    |      |    |    |    |    |      |   |   |     |     |
|-------|----|-----|----|-----|------|----|----|------|----|----|----|----|------|---|---|-----|-----|
| 78-79 | 24 | 216 | 55 | 119 | .462 | 22 | 27 | .815 | 22 | 29 | 51 | 17 | 25-0 | 7 | 3 | 132 | 5.5 |
|-------|----|-----|----|-----|------|----|----|------|----|----|----|----|------|---|---|-----|-----|

TOM SANDERS [#16]

6'6"

210 LBS

11/08/38

NEW YORK UNIVERSITY '60

>> Transactions: First round draft choice (8<sup>th</sup> pick overall) in 1960 NBA Draft...Retired in 1973.

|        |     |       |      |      |      |      |      |      |  |  |      |      |         |  |  |      |      |
|--------|-----|-------|------|------|------|------|------|------|--|--|------|------|---------|--|--|------|------|
| 60-61  | 68  | 1084  | 148  | 352  | .420 | 67   | 100  | .670 |  |  | 385  | 44   | 131-1   |  |  | 363  | 5.3  |
| 61-62  | 80  | 2325  | 350  | 804  | .435 | 197  | 263  | .749 |  |  | 762  | 74   | 279-9   |  |  | 897  | 11.2 |
| 62-63  | 80  | 2148  | 339  | 744  | .456 | 186  | 252  | .738 |  |  | 576  | 95   | 262-5   |  |  | 864  | 10.8 |
| 63-64  | 80  | 2370  | 349  | 836  | .417 | 213  | 280  | .761 |  |  | 667  | 102  | 277-6   |  |  | 911  | 11.4 |
| 64-65  | 80  | 2459  | 374  | 871  | .429 | 193  | 259  | .745 |  |  | 661  | 92   | 318-15  |  |  | 941  | 11.8 |
| 65-66  | 72  | 1896  | 349  | 816  | .428 | 211  | 276  | .764 |  |  | 508  | 90   | 317-19  |  |  | 909  | 12.6 |
| 66-67  | 81  | 1926  | 323  | 755  | .428 | 178  | 218  | .817 |  |  | 439  | 91   | 304-6   |  |  | 824  | 10.2 |
| 67-68  | 78  | 1981  | 296  | 691  | .428 | 200  | 255  | .784 |  |  | 454  | 100  | 300-12  |  |  | 792  | 10.2 |
| 68-69  | 82  | 2184  | 364  | 847  | .430 | 187  | 255  | .733 |  |  | 574  | 110  | 293-3   |  |  | 915  | 11.2 |
| 69-70  | 57  | 1616  | 246  | 555  | .443 | 161  | 183  | .880 |  |  | 314  | 92   | 199-5   |  |  | 653  | 11.5 |
| 70-71  | 17  | 121   | 16   | 44   | .364 | 7    | 8    | .875 |  |  | 17   | 11   | 25-0    |  |  | 39   | 2.3  |
| 71-72  | 82  | 1631  | 215  | 524  | .410 | 111  | 136  | .816 |  |  | 353  | 98   | 257-7   |  |  | 541  | 6.6  |
| 72-73  | 59  | 423   | 47   | 149  | .315 | 23   | 35   | .657 |  |  | 88   | 27   | 82-0    |  |  | 117  | 2.0  |
| TOTALS | 916 | 22164 | 3416 | 7988 | .428 | 1934 | 2520 | .767 |  |  | 5798 | 1026 | 3044-94 |  |  | 8766 | 9.6  |

PLAYOFF RECORD

|        |     |      |     |      |      |     |     |      |  |  |     |     |        |  |  |      |      |
|--------|-----|------|-----|------|------|-----|-----|------|--|--|-----|-----|--------|--|--|------|------|
| 60-61  | 10  | 216  | 37  | 75   | .493 | 15  | 24  | .625 |  |  | 84  | 7   | 42-2   |  |  | 89   | 8.9  |
| 61-62  | 14  | 439  | 56  | 130  | .431 | 29  | 36  | .806 |  |  | 115 | 14  | 65-4   |  |  | 141  | 10.1 |
| 62-63  | 13  | 387  | 52  | 119  | .437 | 24  | 31  | .774 |  |  | 96  | 19  | 61-4   |  |  | 128  | 9.8  |
| 63-64  | 10  | 292  | 34  | 94   | .362 | 23  | 34  | .676 |  |  | 71  | 6   | 45-5   |  |  | 91   | 9.1  |
| 64-65  | 12  | 365  | 64  | 152  | .421 | 31  | 43  | .721 |  |  | 102 | 19  | 58-4   |  |  | 159  | 13.3 |
| 65-66  | 17  | 500  | 97  | 201  | .483 | 36  | 48  | .750 |  |  | 110 | 27  | 70-2   |  |  | 230  | 13.5 |
| 66-67  | 9   | 144  | 21  | 61   | .344 | 2   | 5   | .400 |  |  | 43  | 5   | 31-1   |  |  | 44   | 4.9  |
| 67-68  | 14  | 289  | 50  | 99   | .505 | 16  | 21  | .762 |  |  | 63  | 12  | 53-4   |  |  | 116  | 8.3  |
| 68-69  | 15  | 197  | 32  | 73   | .438 | 23  | 31  | .742 |  |  | 48  | 7   | 40-0   |  |  | 87   | 5.8  |
| 71-72  | 11  | 186  | 17  | 53   | .321 | 13  | 21  | .619 |  |  | 26  | 10  | 36-0   |  |  | 47   | 4.3  |
| 72-73  | 5   | 24   | 5   | 9    | .556 | 0   | 2   | .000 |  |  | 5   | 1   | 7-0    |  |  | 10   | 2.0  |
| TOTALS | 130 | 3039 | 465 | 1066 | .436 | 212 | 296 | .716 |  |  | 763 | 127 | 508-26 |  |  | 1142 | 8.8  |

| YEAR | G | MIN | FGM | FGA | PCT | FTM | FTA | PCT | OFF | DEF | TOT | AST | PF-DQ | ST | BL | PTS | AVG |
|------|---|-----|-----|-----|-----|-----|-----|-----|-----|-----|-----|-----|-------|----|----|-----|-----|
|------|---|-----|-----|-----|-----|-----|-----|-----|-----|-----|-----|-----|-------|----|----|-----|-----|

**WOODROW SAULDSBERRY [#18] 6'7" 230 LBS 07/11/34 D: 09/07 TEXAS SOUTHERN '57**

&gt;&gt; Transactions: Signed as a free agent on December 15, 1965...Completed contract after the 1965-66 season.

|       |    |     |    |     |      |    |    |      |  |  |     |    |      |  |  |     |     |
|-------|----|-----|----|-----|------|----|----|------|--|--|-----|----|------|--|--|-----|-----|
| 65-66 | 39 | 530 | 80 | 249 | .321 | 11 | 22 | .500 |  |  | 142 | 15 | 94-0 |  |  | 171 | 4.4 |
|-------|----|-----|----|-----|------|----|----|------|--|--|-----|----|------|--|--|-----|-----|

**FRED SAUNDERS [#20] 6'7" 210 LBS 06/13/51 SYRACUSE '74**

&gt;&gt; Transactions: Signed as a free agent on May 27, 1976...Traded to the New Orleans Jazz for a future draft choice on February 1, 1978.

|               |           |             |            |            |             |           |           |             |           |            |            |           |              |           |           |            |            |
|---------------|-----------|-------------|------------|------------|-------------|-----------|-----------|-------------|-----------|------------|------------|-----------|--------------|-----------|-----------|------------|------------|
| 76-77         | 68        | 1051        | 184        | 395        | .466        | 35        | 53        | .660        | 73        | 150        | 223        | 85        | 191-3        | 26        | 7         | 403        | 5.9        |
| 77-78         | 26        | 243         | 30         | 91         | .330        | 14        | 17        | .824        | 11        | 26         | 37         | 11        | 34-0         | 7         | 4         | 74         | 2.8        |
| <b>TOTALS</b> | <b>94</b> | <b>1294</b> | <b>214</b> | <b>486</b> | <b>.440</b> | <b>49</b> | <b>70</b> | <b>.700</b> | <b>84</b> | <b>176</b> | <b>260</b> | <b>96</b> | <b>225-3</b> | <b>33</b> | <b>11</b> | <b>477</b> | <b>5.1</b> |

**PLAYOFF RECORD**

|       |   |    |    |    |      |   |   |      |   |   |   |   |      |   |   |    |     |
|-------|---|----|----|----|------|---|---|------|---|---|---|---|------|---|---|----|-----|
| 76-77 | 9 | 66 | 12 | 33 | .364 | 5 | 6 | .833 | 1 | 8 | 9 | 5 | 21-0 | 1 | 0 | 29 | 3.2 |
|-------|---|----|----|----|------|---|---|------|---|---|---|---|------|---|---|----|-----|

**BRIAN SCALABRINE [#44] 6'9" 235 LBS 03/18/78 SOUTHERN CALIFORNIA '01**

&gt;&gt; Transactions: Signed as a free agent on August 2, 2005.

|               |            |             |            |            |             |           |            |             |           |            |            |            |              |           |           |            |            |
|---------------|------------|-------------|------------|------------|-------------|-----------|------------|-------------|-----------|------------|------------|------------|--------------|-----------|-----------|------------|------------|
| 05-06         | 71         | 938         | 74         | 193        | .383        | 26        | 36         | .722        | 27        | 87         | 114        | 51         | 127-0        | 21        | 19        | 205        | 2.9        |
| 06-07         | 54         | 1027        | 77         | 191        | .403        | 18        | 23         | .783        | 24        | 81         | 105        | 59         | 130-3        | 23        | 18        | 216        | 4.0        |
| 07-08         | 48         | 512         | 29         | 94         | .309        | 15        | 20         | .750        | 22        | 57         | 79         | 40         | 63-0         | 9         | 8         | 88         | 1.8        |
| 08-09         | 39         | 504         | 48         | 114        | .421        | 16        | 18         | .889        | 7         | 43         | 50         | 18         | 73-3         | 7         | 10        | 136        | 3.5        |
| 09-10         | 52         | 472         | 29         | 85         | .341        | 4         | 6          | .667        | 9         | 39         | 48         | 27         | 59-1         | 9         | 4         | 78         | 1.5        |
| <b>TOTALS</b> | <b>264</b> | <b>3452</b> | <b>257</b> | <b>352</b> | <b>.380</b> | <b>79</b> | <b>103</b> | <b>.767</b> | <b>89</b> | <b>308</b> | <b>397</b> | <b>195</b> | <b>452-7</b> | <b>69</b> | <b>59</b> | <b>723</b> | <b>2.7</b> |

Three-Point Field Goals: 2005-06, 31-for-87 (.356); 2006-07, 44-for-110 (.400); 2007-08, 15-for-46 (.326); 2008-09, 24-for-61 (.393); 2009-10, 16-for-49 (.327).

Totals: 130-for-352 (.369).

**PLAYOFF RECORD**

07-08 Did not play - inactive for all games.

|               |           |            |           |           |             |          |          |              |          |           |           |           |             |          |          |           |            |
|---------------|-----------|------------|-----------|-----------|-------------|----------|----------|--------------|----------|-----------|-----------|-----------|-------------|----------|----------|-----------|------------|
| 08-09         | 12        | 246        | 22        | 52        | .423        | 4        | 4        | 1.000        | 7        | 19        | 26        | 12        | 43-1        | 2        | 5        | 61        | 5.1        |
| 09-10         | 1         | 1          | 0         | 0         | .000        | 0        | 0        | .000         | 0        | 0         | 0         | 0         | 0           | 0        | 0        | 0         | 0.0        |
| <b>TOTALS</b> | <b>13</b> | <b>247</b> | <b>22</b> | <b>52</b> | <b>.423</b> | <b>4</b> | <b>4</b> | <b>1.000</b> | <b>7</b> | <b>19</b> | <b>26</b> | <b>12</b> | <b>43-1</b> | <b>2</b> | <b>5</b> | <b>61</b> | <b>4.7</b> |

Three-Point Field Goals: 2007-08, 0-for-0 (.000); 2008-09, 13-for-29 (.448); 2009-10, 0-for-0 (.000). Totals: 13-for-29 (.448).

**DWAYNE SCHINTZIUS [#55] 7'2" 285 LBS 10/14/68 D: 04/15/13 FLORIDA '90**

&gt;&gt; Transactions: Signed as a free agent on January 21, 1999...Traded with Popeye Jones and Ron Mercer to the Denver Nuggets for Danny Fortson, Eric Williams, Eric Washington and a first-round draft choice on August 3, 1999.

|       |    |    |   |    |      |   |   |      |   |    |    |   |      |   |   |    |     |
|-------|----|----|---|----|------|---|---|------|---|----|----|---|------|---|---|----|-----|
| 98-99 | 16 | 67 | 4 | 16 | .250 | 3 | 4 | .750 | 7 | 12 | 19 | 8 | 17-0 | 0 | 3 | 11 | 0.7 |
|-------|----|----|---|----|------|---|---|------|---|----|----|---|------|---|---|----|-----|

Three-Point Field Goals: 1998-99, None Attempted.

**FRED SCOLARI [#24] 5'10" 180 LBS 03/01/22 D: 10/23/02 SAN FRANCISCO '43**

|       |    |     |    |     |      |    |    |      |  |  |    |    |      |  |  |     |     |
|-------|----|-----|----|-----|------|----|----|------|--|--|----|----|------|--|--|-----|-----|
| 54-55 | 59 | 619 | 76 | 249 | .305 | 39 | 49 | .796 |  |  | 77 | 93 | 76-0 |  |  | 191 | 3.2 |
|-------|----|-----|----|-----|------|----|----|------|--|--|----|----|------|--|--|-----|-----|

**PLAYOFF RECORD**

|       |   |    |   |    |      |   |   |      |  |  |   |   |     |  |  |    |     |
|-------|---|----|---|----|------|---|---|------|--|--|---|---|-----|--|--|----|-----|
| 54-55 | 5 | 29 | 4 | 15 | .267 | 4 | 5 | .800 |  |  | 5 | 3 | 7-0 |  |  | 12 | 2.4 |
|-------|---|----|---|----|------|---|---|------|--|--|---|---|-----|--|--|----|-----|

**CHARLIE SCOTT [#11] 6'6" 175 LBS 12/15/48 NORTH CAROLINA '70**>> Transactions: Seventh round draft choice (106<sup>th</sup> pick overall) in 1970 NBA Draft...Playing rights transferred to the Phoenix Suns for future considerations on March 14, 1972...Acquired from Phoenix for Paul Westphal and future draft choices on May 23, 1975...Traded to the Los Angeles Lakers for Kermit Washington, Don Chaney and future considerations on February 27, 1977 (also played 48 games for Los Angeles in 1977-78).

|               |            |             |             |             |             |            |            |             |            |            |            |            |               |            |           |             |             |
|---------------|------------|-------------|-------------|-------------|-------------|------------|------------|-------------|------------|------------|------------|------------|---------------|------------|-----------|-------------|-------------|
| 75-76         | 82         | 2913        | 588         | 1309        | .449        | 267        | 335        | .797        | 106        | 252        | 358        | 341        | 356-17        | 103        | 24        | 1443        | 17.6        |
| 76-77         | 43         | 1581        | 326         | 734         | .444        | 129        | 173        | .746        | 52         | 139        | 191        | 196        | 155-3         | 60         | 12        | 781         | 18.2        |
| 77-78         | 31         | 1080        | 210         | 485         | .433        | 84         | 118        | .712        | 24         | 77         | 101        | 143        | 97-2          | 51         | 6         | 504         | 16.3        |
| <b>TOTALS</b> | <b>156</b> | <b>5574</b> | <b>1124</b> | <b>2528</b> | <b>.445</b> | <b>480</b> | <b>626</b> | <b>.767</b> | <b>182</b> | <b>468</b> | <b>650</b> | <b>680</b> | <b>608-22</b> | <b>214</b> | <b>42</b> | <b>2728</b> | <b>17.5</b> |

**PLAYOFF RECORD**

|               |           |            |            |            |             |           |            |             |           |           |            |            |               |           |           |            |             |
|---------------|-----------|------------|------------|------------|-------------|-----------|------------|-------------|-----------|-----------|------------|------------|---------------|-----------|-----------|------------|-------------|
| 75-76         | 18        | 632        | 111        | 284        | .391        | 55        | 72         | .764        | 23        | 53        | 76         | 71         | 97-11         | 21        | 8         | 277        | 15.4        |
| 76-77         | 9         | 338        | 52         | 128        | .406        | 44        | 52         | .846        | 15        | 23        | 38         | 38         | 41-3          | 13        | 2         | 148        | 16.4        |
| <b>TOTALS</b> | <b>27</b> | <b>970</b> | <b>163</b> | <b>412</b> | <b>.396</b> | <b>99</b> | <b>124</b> | <b>.798</b> | <b>38</b> | <b>76</b> | <b>114</b> | <b>109</b> | <b>138-14</b> | <b>34</b> | <b>10</b> | <b>425</b> | <b>15.7</b> |

**ED SEARCY [#32] 6'6" 210 LBS 04/17/52 ST. JOHN'S '74**

|       |   |    |   |   |      |   |   |       |   |   |   |   |     |   |   |   |     |
|-------|---|----|---|---|------|---|---|-------|---|---|---|---|-----|---|---|---|-----|
| 75-76 | 4 | 12 | 2 | 6 | .333 | 2 | 2 | 1.000 | 0 | 0 | 0 | 1 | 4-0 | 0 | 0 | 6 | 1.5 |
|-------|---|----|---|---|------|---|---|-------|---|---|---|---|-----|---|---|---|-----|

**JIM SEMINOFF [#15] 6'2" 210 LBS 09/01/22 D: 06/12/01 SOUTHERN CALIFORNIA**

|               |            |            |            |            |             |            |            |  |  |  |            |            |  |  |  |            |            |
|---------------|------------|------------|------------|------------|-------------|------------|------------|--|--|--|------------|------------|--|--|--|------------|------------|
| 48-49         | 58         | 153        | 487        | 314        | .151        | 219        | 689        |  |  |  | 229        | 195        |  |  |  | 457        | 7.9        |
| 49-50         | 65         | 85         | 283        | 300        | .142        | 188        | 755        |  |  |  | 249        | 154        |  |  |  | 312        | 4.8        |
| <b>TOTALS</b> | <b>123</b> | <b>238</b> | <b>770</b> | <b>309</b> | <b>.293</b> | <b>407</b> | <b>720</b> |  |  |  | <b>478</b> | <b>349</b> |  |  |  | <b>769</b> | <b>6.3</b> |

YEAR G MIN FGM FGA PCT FTM FTA PCT OFF DEF TOT AST PF-DQ ST BL PTS AVG

**EARL SHANNON** 5'11" 170 LBS 11/23/21 D: 07/08/02 RHODE ISLAND  
48-49 5 2 11 .182 1 4 .250 4 2 5 1.0  
Also played 27 games for Providence in 1948-49.

**HOWARD SHANNON [#8]** 6'3" 185 LBS 06/10/23 D: 1995 KANSAS STATE '48  
49-50 67 222 646 .344 143 182 .786 174 148 587 8.8

**BILL SHARMAN [#21]** 6'1" 190 LBS 05/25/26 SOUTHERN CALIFORNIA '50  
>> Transactions: Acquired from the Fort Wayne Pistons as the player to be named later in an earlier deal that saw the Celtics trade the NBA rights to Charlie Share in exchange for Bob Harris and cash...Retired in 1961.

|        |     |       |      |       |      |      |      |      |      |      |         |       |      |
|--------|-----|-------|------|-------|------|------|------|------|------|------|---------|-------|------|
| 51-52  | 63  | 1389  | 244  | 628   | .389 | 183  | 213  | .859 | 221  | 151  | 181-3   | 671   | 10.7 |
| 52-53  | 71  | 2333  | 403  | 925   | .436 | 341  | 401  | .850 | 288  | 191  | 240-7   | 1147  | 16.2 |
| 53-54  | 72  | 2467  | 412  | 915   | .450 | 331  | 392  | .844 | 255  | 229  | 211-4   | 1155  | 16.0 |
| 54-55  | 68  | 2453  | 453  | 1062  | .427 | 347  | 387  | .897 | 302  | 280  | 212-2   | 1253  | 18.4 |
| 55-56  | 72  | 2698  | 538  | 1229  | .438 | 358  | 413  | .867 | 259  | 339  | 197-1   | 1434  | 19.9 |
| 56-57  | 67  | 2403  | 516  | 1241  | .416 | 381  | 421  | .905 | 286  | 236  | 188-1   | 1413  | 21.1 |
| 57-58  | 63  | 2214  | 550  | 1297  | .424 | 302  | 338  | .893 | 295  | 167  | 156-3   | 1402  | 22.3 |
| 58-59  | 72  | 2382  | 562  | 1377  | .408 | 342  | 367  | .932 | 292  | 179  | 173-1   | 1466  | 20.4 |
| 59-60  | 71  | 1916  | 559  | 1225  | .456 | 252  | 291  | .866 | 262  | 144  | 154-2   | 1370  | 19.3 |
| 60-61  | 61  | 1538  | 383  | 908   | .422 | 210  | 228  | .921 | 223  | 146  | 127-0   | 976   | 16.0 |
| TOTALS | 680 | 21793 | 4620 | 10807 | .428 | 3047 | 3451 | .883 | 2683 | 2062 | 1839-24 | 12287 | 18.1 |

|                |    |      |     |      |      |     |     |       |     |     |       |      |      |
|----------------|----|------|-----|------|------|-----|-----|-------|-----|-----|-------|------|------|
| PLAYOFF RECORD |    |      |     |      |      |     |     |       |     |     |       |      |      |
| 51-52          | 1  | 27   | 7   | 12   | .583 | 1   | 1   | 1.000 | 3   | 7   | 4-0   | 15   | 15.0 |
| 52-53          | 6  | 201  | 20  | 60   | .333 | 30  | 32  | .938  | 15  | 15  | 26-1  | 70   | 11.7 |
| 53-54          | 6  | 206  | 35  | 81   | .432 | 43  | 50  | .860  | 25  | 10  | 29-2  | 113  | 18.8 |
| 54-55          | 7  | 290  | 55  | 110  | .500 | 35  | 38  | .921  | 38  | 38  | 24-1  | 145  | 20.7 |
| 55-56          | 3  | 119  | 18  | 46   | .391 | 16  | 17  | .941  | 7   | 12  | 7-0   | 52   | 17.3 |
| 56-57          | 10 | 377  | 75  | 197  | .381 | 61  | 64  | .953  | 35  | 29  | 23-1  | 211  | 21.1 |
| 57-58          | 11 | 406  | 90  | 221  | .407 | 52  | 56  | .929  | 54  | 25  | 28-0  | 232  | 21.1 |
| 58-59          | 11 | 322  | 82  | 193  | .425 | 57  | 59  | .966  | 36  | 28  | 35-0  | 221  | 20.1 |
| 59-60          | 13 | 364  | 88  | 200  | .421 | 43  | 53  | .811  | 45  | 20  | 22-1  | 219  | 16.8 |
| 60-61          | 10 | 261  | 68  | 133  | .511 | 32  | 36  | .889  | 27  | 17  | 22-0  | 168  | 16.8 |
| TOTALS         | 78 | 2573 | 538 | 1262 | .426 | 370 | 406 | .911  | 285 | 201 | 220-6 | 1446 | 18.5 |

**BRIAN SHAW [#20]** 6'6" 190 LBS 03/22/66 CAL-SANTA BARBARA '88  
>> Transactions: First round draft choice (24<sup>th</sup> pick overall) in 1988 NBA Draft...Traded to the Miami Heat for Sherman Douglas on January 10, 1992 (also played 46 games for Miami in 1991-92).  
88-89 82 2301 297 686 .433 109 132 .826 119 257 376 472 211-1 78 27 703 8.6  
90-91 79 2772 442 942 .469 204 249 .819 104 266 370 602 206-1 105 34 1091 13.8  
91-92 17 436 70 164 .427 35 40 .875 11 58 69 89 29-0 12 10 175 10.3  
TOTALS 178 5509 809 1792 .451 348 421 .827 234 581 815 1163 446-2 195 71 1969 11.1  
Three-Point Field Goals: 1988-89, 0-for-13 (.000); 1990-91, 3-for-27 (.111); 1991-92, 0-for-7 (.000); Totals: 3-for-47 (.111).

| PLAYOFF RECORD |    |     |    |     |      |    |    |      |    |    |    |    |      |    |   |     |      |
|----------------|----|-----|----|-----|------|----|----|------|----|----|----|----|------|----|---|-----|------|
| 88-89          | 3  | 124 | 22 | 43  | .512 | 7  | 9  | .778 | 2  | 15 | 17 | 19 | 11-0 | 3  | 0 | 51  | 17.0 |
| 90-91          | 11 | 316 | 47 | 100 | .470 | 26 | 30 | .867 | 8  | 30 | 38 | 51 | 34-0 | 10 | 1 | 121 | 11.0 |
| TOTALS         | 14 | 440 | 69 | 143 | .483 | 33 | 39 | .846 | 10 | 45 | 55 | 70 | 45-0 | 13 | 1 | 172 | 12.3 |

Three-Point Field Goals: 1988-89, 0-for-1 (.000); 1990-91, 1-for-3 (.333); Totals: 1-for-4 (.250).

**JERRY SICHTING [#12]** 6'1" 180 LBS 11/29/56 PURDUE '79  
>> Transactions: Acquired from the Indiana Pacers for a 1990 second-round draft choice on October 3, 1985...Traded to the Portland TrailBlazers with future considerations for Jim Paxson on February 23, 1988 (also played 28 games for Portland in 1987-88).  
85-86 82 1596 235 412 .570 61 66 .924 27 77 104 188 118-0 50 0 537 6.5  
86-87 78 1566 202 398 .508 37 42 .881 22 69 91 187 124-0 40 1 448 5.7  
87-88 24 370 44 82 .537 8 12 .667 5 16 21 60 30-0 14 0 98 4.1  
TOTALS 184 3532 481 892 .539 106 120 .883 54 162 216 435 272-0 104 1 1083 5.9  
Three-Point Field Goals: 1985-86, 6-for-16 (.375); 1986-87, 1-for-26 (.038); 1987-88, 2-for-8 (.250); Totals: 15-for-50 (.300).

| PLAYOFF RECORD |    |     |    |     |      |    |    |      |    |    |    |    |      |    |   |     |     |
|----------------|----|-----|----|-----|------|----|----|------|----|----|----|----|------|----|---|-----|-----|
| 85-86          | 18 | 274 | 27 | 61  | .443 | 3  | 7  | .429 | 5  | 11 | 16 | 40 | 18-0 | 5  | 0 | 57  | 3.2 |
| 86-87          | 23 | 338 | 35 | 82  | .427 | 8  | 10 | .800 | 5  | 15 | 20 | 33 | 36-0 | 9  | 0 | 79  | 3.4 |
| TOTALS         | 41 | 612 | 62 | 143 | .434 | 11 | 17 | .647 | 10 | 26 | 36 | 73 | 54-0 | 14 | 0 | 136 | 3.3 |

Three-Point Field Goals: 1985-86, 0-for-1 (.000); 1986-87, 1-for-6 (.167); Totals: 1-for-7 (.143).

| YEAR | G | MIN | FGM | FGA | PCT | FTM | FTA | PCT | OFF | DEF | TOT | AST | PF-DQ | ST | BL | PTS | AVG |
|------|---|-----|-----|-----|-----|-----|-----|-----|-----|-----|-----|-----|-------|----|----|-----|-----|
|------|---|-----|-----|-----|-----|-----|-----|-----|-----|-----|-----|-----|-------|----|----|-----|-----|

### LARRY SIEGFRIED [#20] 6'3" 192 LBS 05/22/39 D: 10/14/10 OHIO STATE '61

>> Transactions: Signed as a free agent on October 14, 1963...Selected by the Portland Trail Blazers in the NBA expansion draft on May 11, 1970.

|               |            |              |             |             |             |             |             |             |  |  |             |             |               |  |  |             |             |
|---------------|------------|--------------|-------------|-------------|-------------|-------------|-------------|-------------|--|--|-------------|-------------|---------------|--|--|-------------|-------------|
| 63-64         | 31         | 261          | 35          | 110         | .318        | 31          | 39          | .795        |  |  | 51          | 40          | 33-0          |  |  | 101         | 3.3         |
| 64-65         | 72         | 996          | 173         | 417         | .415        | 109         | 140         | .779        |  |  | 134         | 119         | 108-1         |  |  | 455         | 6.3         |
| 65-66         | 71         | 1675         | 349         | 825         | .423        | 274         | 311         | .881        |  |  | 196         | 165         | 157-1         |  |  | 972         | 13.7        |
| 66-67         | 73         | 1891         | 368         | 833         | .442        | 294         | 347         | .847        |  |  | 228         | 250         | 207-1         |  |  | 1030        | 14.1        |
| 67-68         | 62         | 1937         | 261         | 629         | .415        | 236         | 272         | .868        |  |  | 215         | 289         | 194-2         |  |  | 758         | 12.2        |
| 68-69         | 79         | 2560         | 392         | 1031        | .380        | 336         | 389         | .864        |  |  | 282         | 370         | 222-0         |  |  | 1120        | 14.2        |
| 69-70         | 78         | 2081         | 382         | 902         | .424        | 220         | 257         | .856        |  |  | 212         | 299         | 187-2         |  |  | 984         | 12.6        |
| <b>TOTALS</b> | <b>466</b> | <b>11401</b> | <b>1960</b> | <b>4747</b> | <b>.413</b> | <b>1500</b> | <b>1755</b> | <b>.855</b> |  |  | <b>1318</b> | <b>1532</b> | <b>1108-7</b> |  |  | <b>5420</b> | <b>11.6</b> |

#### PLAYOFF RECORD

|               |           |             |            |            |             |            |            |             |  |  |            |            |              |  |  |            |             |
|---------------|-----------|-------------|------------|------------|-------------|------------|------------|-------------|--|--|------------|------------|--------------|--|--|------------|-------------|
| 63-64         | 4         | 24          | 2          | 6          | .333        | 3          | 6          | .500        |  |  | 4          | 1          | 4-0          |  |  | 7          | 1.8         |
| 64-65         | 12        | 163         | 30         | 79         | .380        | 24         | 28         | .857        |  |  | 25         | 21         | 25-0         |  |  | 84         | 7.0         |
| 65-66         | 17        | 452         | 81         | 193        | .420        | 62         | 75         | .827        |  |  | 42         | 41         | 52-0         |  |  | 224        | 13.2        |
| 66-67         | 9         | 260         | 38         | 102        | .373        | 35         | 43         | .814        |  |  | 40         | 44         | 33-1         |  |  | 111        | 12.3        |
| 67-68         | 19        | 535         | 78         | 201        | .288        | 77         | 85         | .906        |  |  | 50         | 56         | 75-3         |  |  | 233        | 12.2        |
| 68-69         | 18        | 392         | 72         | 172        | .419        | 55         | 70         | .786        |  |  | 38         | 46         | 60-1         |  |  | 199        | 11.1        |
| <b>TOTALS</b> | <b>79</b> | <b>1826</b> | <b>301</b> | <b>753</b> | <b>.400</b> | <b>256</b> | <b>307</b> | <b>.834</b> |  |  | <b>199</b> | <b>209</b> | <b>249-5</b> |  |  | <b>858</b> | <b>10.9</b> |

### PAUL SILAS [#35] 6'7" 220 LBS 07/12/43 CREIGHTON '64

>> Transactions: Acquired from the Phoenix Suns (on September 19, 1972), to complete a deal in which Phoenix acquired the draft rights to Charlie Scott (on March 14, 1972)...Traded to the Denver Nuggets in a three-way deal in which Curtis Rowe was traded by the Detroit Pistons to Boston, and Ralph Simpson was traded by Denver to Detroit on October 20, 1976.

|               |            |              |             |             |             |             |             |             |             |             |             |            |               |            |           |             |             |
|---------------|------------|--------------|-------------|-------------|-------------|-------------|-------------|-------------|-------------|-------------|-------------|------------|---------------|------------|-----------|-------------|-------------|
| 72-73         | 80         | 2618         | 400         | 851         | .470        | 266         | 380         | .700        |             |             | 1039        | 251        | 197-1         |            |           | 1066        | 13.3        |
| 73-74         | 82         | 2599         | 340         | 772         | .440        | 264         | 337         | .783        | 334         | 581         | 915         | 186        | 246-3         | 63         | 20        | 944         | 11.5        |
| 74-75         | 82         | 2661         | 312         | 749         | .417        | 244         | 344         | .709        | 348         | 677         | 1025        | 224        | 229-3         | 60         | 22        | 868         | 10.6        |
| 75-76         | 81         | 2662         | 315         | 740         | .426        | 236         | 333         | .709        | 365         | 660         | 1025        | 203        | 227-3         | 56         | 33        | 866         | 10.7        |
| <b>TOTALS</b> | <b>325</b> | <b>10540</b> | <b>1367</b> | <b>3112</b> | <b>.439</b> | <b>1010</b> | <b>1394</b> | <b>.725</b> | <b>1047</b> | <b>1918</b> | <b>4004</b> | <b>864</b> | <b>899-10</b> | <b>179</b> | <b>75</b> | <b>3744</b> | <b>11.5</b> |

#### PLAYOFF RECORD

|               |           |             |            |            |             |            |            |             |            |            |            |            |              |           |           |            |            |
|---------------|-----------|-------------|------------|------------|-------------|------------|------------|-------------|------------|------------|------------|------------|--------------|-----------|-----------|------------|------------|
| 72-73         | 13        | 512         | 47         | 120        | .392        | 31         | 50         | .620        |            |            | 196        | 39         | 39-0         |           |           | 125        | 9.6        |
| 73-74         | 18        | 574         | 50         | 126        | .397        | 44         | 53         | .830        | 53         | 138        | 191        | 47         | 51-2         | 13        | 9         | 144        | 8.0        |
| 74-75         | 11        | 405         | 42         | 92         | .457        | 16         | 25         | .640        | 46         | 84         | 130        | 40         | 45-1         | 12        | 2         | 100        | 9.1        |
| 75-76         | 18        | 741         | 69         | 154        | .448        | 56         | 69         | .812        | 78         | 168        | 246        | 42         | 67-1         | 24        | 6         | 194        | 10.8       |
| <b>TOTALS</b> | <b>60</b> | <b>2232</b> | <b>208</b> | <b>492</b> | <b>.423</b> | <b>147</b> | <b>197</b> | <b>.746</b> | <b>177</b> | <b>390</b> | <b>763</b> | <b>168</b> | <b>202-4</b> | <b>49</b> | <b>17</b> | <b>563</b> | <b>9.4</b> |

### CONNIE SIMMONS [#10] 6'8" 225 LBS 03/15/25 D: 04/15/89 NO COLLEGE

|               |           |  |            |             |             |            |            |             |  |  |           |            |  |  |  |            |            |
|---------------|-----------|--|------------|-------------|-------------|------------|------------|-------------|--|--|-----------|------------|--|--|--|------------|------------|
| 46-47         | 60        |  | 246        | 768         | .320        | 128        | 189        | .667        |  |  | 62        | 130        |  |  |  | 620        | 10.3       |
| 47-48         | 32        |  | 108        | 366         | .295        | 32         | 54         | .593        |  |  | 17        | 82         |  |  |  | 248        | 7.8        |
| <b>TOTALS</b> | <b>92</b> |  | <b>354</b> | <b>1134</b> | <b>.312</b> | <b>160</b> | <b>243</b> | <b>.658</b> |  |  | <b>79</b> | <b>212</b> |  |  |  | <b>868</b> | <b>9.4</b> |

Also played 13 games for Baltimore in 1947-48.

### JOHN SIMMONS [#6] 6'1" 184 LBS 07/07/24 NEW YORK UNIVERSITY

|       |    |  |     |     |      |    |     |      |  |  |    |    |  |  |  |     |     |
|-------|----|--|-----|-----|------|----|-----|------|--|--|----|----|--|--|--|-----|-----|
| 46-47 | 60 |  | 120 | 429 | .280 | 78 | 127 | .614 |  |  | 29 | 78 |  |  |  | 318 | 5.3 |
|-------|----|--|-----|-----|------|----|-----|------|--|--|----|----|--|--|--|-----|-----|

### CHARLES SMITH [#13] 6'1" 160 LBS 11/29/67 GEORGETOWN '89

>> Transactions: Signed as a free agent on September 27, 1989...Waived on December 5, 1990...Re-signed on March 4, 1991 to the first of two consecutive ten-day contracts that expired on March 24, 1991.

|               |           |            |           |            |             |           |           |             |           |           |           |            |             |           |          |            |            |
|---------------|-----------|------------|-----------|------------|-------------|-----------|-----------|-------------|-----------|-----------|-----------|------------|-------------|-----------|----------|------------|------------|
| 89-90         | 60        | 519        | 59        | 133        | .444        | 53        | 76        | .697        | 14        | 55        | 69        | 103        | 75-0        | 35        | 3        | 171        | 2.9        |
| 90-91         | 5         | 30         | 3         | 7          | .429        | 3         | 5         | .600        | 0         | 2         | 2         | 6          | 7-0         | 1         | 0        | 9          | 1.8        |
| <b>TOTALS</b> | <b>65</b> | <b>549</b> | <b>62</b> | <b>140</b> | <b>.443</b> | <b>56</b> | <b>81</b> | <b>.691</b> | <b>14</b> | <b>57</b> | <b>71</b> | <b>109</b> | <b>82-0</b> | <b>36</b> | <b>3</b> | <b>180</b> | <b>2.8</b> |

Three-Point Field Goals: 1989-90, 0-for-7 (.000); 1990-91, None Attempted. Totals: 0-for-7 (.000).

#### PLAYOFF RECORD

|       |   |   |   |   |      |   |   |      |   |   |   |   |     |   |   |   |     |
|-------|---|---|---|---|------|---|---|------|---|---|---|---|-----|---|---|---|-----|
| 89-90 | 3 | 9 | 1 | 2 | .500 | 0 | 0 | .000 | 1 | 0 | 1 | 3 | 0-0 | 1 | 0 | 2 | 0.7 |
|-------|---|---|---|---|------|---|---|------|---|---|---|---|-----|---|---|---|-----|

Three-Point Field Goals: None Attempted.

### DEREK SMITH [#43] 6'6" 218 LBS 11/01/61 D: 08/09/96 LOUISVILLE '82

>> Transactions: Signed as a free agent on December 22, 1990.

|       |   |    |   |   |      |   |   |      |   |   |   |   |     |   |   |   |     |
|-------|---|----|---|---|------|---|---|------|---|---|---|---|-----|---|---|---|-----|
| 90-91 | 2 | 16 | 1 | 4 | .250 | 3 | 4 | .750 | 0 | 0 | 0 | 5 | 3-0 | 1 | 1 | 5 | 2.5 |
|-------|---|----|---|---|------|---|---|------|---|---|---|---|-----|---|---|---|-----|

Three-Point Field Goals: 1990-91, 0-for-1 (.000).

#### PLAYOFF RECORD

|       |    |    |   |    |      |    |    |      |   |   |   |   |      |   |   |    |     |
|-------|----|----|---|----|------|----|----|------|---|---|---|---|------|---|---|----|-----|
| 90-91 | 10 | 86 | 9 | 21 | .429 | 11 | 14 | .786 | 2 | 7 | 9 | 5 | 20-0 | 3 | 1 | 29 | 2.9 |
|-------|----|----|---|----|------|----|----|------|---|---|---|---|------|---|---|----|-----|

Three-Point Field Goals: 1990-91, 0-for-1 (.000).

| YEAR  | G   | MIN  | FGM | FGA  | PCT  | FTM | FTA | PCT   | OFF | DEF | TOT | AST | PF-DQ | ST | BL | PTS  | AVG |
|---|-----|------|-----|------|------|-----|-----|-------|-----|-----|-----|-----|-------|----|----|------|-----|
| <b>DOUG SMITH [#34] 6'10" 220 LBS 09/17/69 MISSOURI '91</b>   |     |      |     |      |      |     |     |       |     |     |     |     |       |    |    |      |     |
| >> Transactions: Signed as a free agent on October 4, 1995...Waived on July 30, 1996.   |     |      |     |      |      |     |     |       |     |     |     |     |       |    |    |      |     |
| 95-96   | 17  | 92   | 14  | 39   | .359 | 5   | 8   | .625  | 12  | 10  | 22  | 4   | 21-0  | 3  | 0  | 33   | 1.9 |
| Three-Point Field Goals: 1995-96, None Attempted.   |     |      |     |      |      |     |     |       |     |     |     |     |       |    |    |      |     |
| <b>GARFIELD SMITH [#33] 6'9" 235 LBS 11/18/45 KENTUCKY '68</b>  |     |      |     |      |      |     |     |       |     |     |     |     |       |    |    |      |     |
| >> Transactions: Third round draft choice (32 <sup>nd</sup> pick overall) in 1968 NBA Draft.  |     |      |     |      |      |     |     |       |     |     |     |     |       |    |    |      |     |
| 70-71   | 37  | 281  | 42  | 116  | .362 | 22  | 56  | .393  |     |     | 95  | 9   | 53-0  |    |    | 106  | 2.9 |
| 71-72   | 26  | 134  | 28  | 66   | .424 | 6   | 31  | .194  |     |     | 37  | 8   | 22-0  |    |    | 62   | 2.4 |
| TOTALS  | 63  | 415  | 70  | 182  | .390 | 28  | 87  | .322  |     |     | 132 | 17  | 75-0  |    |    | 168  | 2.7 |
| <b>PLAYOFF RECORD</b>   |     |      |     |      |      |     |     |       |     |     |     |     |       |    |    |      |     |
| 71-72   | 4   | 6    | 1   | 5    | .200 | 0   | 3   | .000  |     |     | 1   | 0   | 1-0   |    |    | 2    | 0.5 |
| <b>MICHAEL SMITH [#11] 6'10" 225 LBS 05/19/65 BRIGHAM YOUNG '89</b>   |     |      |     |      |      |     |     |       |     |     |     |     |       |    |    |      |     |
| >> Transactions: First round draft choice (32 <sup>nd</sup> pick overall) in 1989 NBA Draft.  |     |      |     |      |      |     |     |       |     |     |     |     |       |    |    |      |     |
| 89-90   | 65  | 620  | 136 | 286  | .476 | 53  | 64  | .828  | 40  | 60  | 100 | 79  | 51-0  | 9  | 1  | 327  | 5.0 |
| 90-91   | 47  | 389  | 95  | 200  | .475 | 22  | 27  | .815  | 21  | 35  | 56  | 43  | 27-0  | 6  | 2  | 218  | 4.6 |
| TOTALS  | 112 | 1009 | 231 | 486  | .475 | 75  | 91  | .824  | 61  | 95  | 156 | 122 | 78-0  | 15 | 3  | 545  | 4.9 |
| Three-Point Field Goals: 1989-90, 2-for-28 (.071); 1990-91, 6-for-24 (.250). Totals: 8-for-52 (.154).   |     |      |     |      |      |     |     |       |     |     |     |     |       |    |    |      |     |
| <b>PLAYOFF RECORD</b>   |     |      |     |      |      |     |     |       |     |     |     |     |       |    |    |      |     |
| 89-90   | 4   | 16   | 5   | 8    | .625 | 7   | 7   | 1.000 | 0   | 0   | 0   | 0   | 1-0   | 1  | 0  | 17   | 4.3 |
| 90-91   | 2   | 6    | 1   | 2    | .500 | 0   | 0   | .000  | 0   | 0   | 0   | 1   | 2-0   | 0  | 0  | 2    | 1.0 |
| TOTALS  | 6   | 22   | 6   | 10   | .600 | 7   | 7   | 1.000 | 0   | 0   | 0   | 1   | 3-0   | 1  | 0  | 19   | 3.2 |
| Three-Point Field Goals: 1989-90, 0-for-2 (.000); 1990-91, 0-for-1 (.000); Totals: 0-for-3 (.000).  |     |      |     |      |      |     |     |       |     |     |     |     |       |    |    |      |     |
| <b>ART SPECTOR [#12] 6'4" 200 LBS 10/17/20 D: 06/18/87 VILLANOVA</b>  |     |      |     |      |      |     |     |       |     |     |     |     |       |    |    |      |     |
| 46-47   | 55  |      | 123 | 460  | .267 | 83  | 150 | .553  |     |     |     | 46  | 130   |    |    | 329  | 6.0 |
| 47-48   | 48  |      | 67  | 243  | .276 | 60  | 92  | .652  |     |     |     | 17  | 106   |    |    | 194  | 4.0 |
| 48-49   | 59  |      | 130 | 434  | .300 | 64  | 116 | .552  |     |     |     | 77  | 111   |    |    | 324  | 5.5 |
| 49-50   | 7   |      | 2   | 12   | .167 | 1   | 4   | .250  |     |     |     | 3   | 4     |    |    | 5    | 0.7 |
| TOTALS  | 169 |      | 322 | 1149 | .280 | 208 | 362 | .575  |     |     |     | 143 | 351   |    |    | 852  | 5.0 |
| <b>PLAYOFF RECORD</b>   |     |      |     |      |      |     |     |       |     |     |     |     |       |    |    |      |     |
| 47-48   | 3   |      | 2   | 9    | .222 | 2   | 4   | .500  |     |     |     | 0   | 9     |    |    | 6    | 2.0 |
| <b>KEVIN STACOM [#27] 6'4" 185 LBS 09/04/51 PROVIDENCE '74</b>  |     |      |     |      |      |     |     |       |     |     |     |     |       |    |    |      |     |
| >> Transactions: Second round draft choice (35 <sup>th</sup> pick overall) in 1974 NBA Draft...Waived on November 23, 1977...Re-signed on December 8, 1977...Completed contract and signed by the Indiana Pacers as a veteran free agent on July 28, 1978 (Boston received a draft choice as compensation)...Sold by Indiana to Boston on February 9, 1979 (also played 44 games for Indiana in 1978-79). |     |      |     |      |      |     |     |       |     |     |     |     |       |    |    |      |     |
| 74-75   | 61  | 447  | 72  | 159  | .453 | 29  | 33  | .879  | 30  | 25  | 55  | 49  | 65-0  | 11 | 3  | 173  | 2.8 |
| 75-76   | 77  | 1114 | 170 | 387  | .439 | 68  | 91  | .747  | 62  | 99  | 161 | 128 | 117-0 | 23 | 5  | 408  | 5.3 |
| 76-77   | 79  | 1051 | 179 | 438  | .409 | 46  | 58  | .793  | 40  | 57  | 97  | 117 | 65-0  | 19 | 3  | 404  | 5.1 |
| 77-78   | 55  | 1006 | 206 | 484  | .426 | 54  | 71  | .761  | 26  | 80  | 106 | 111 | 60-0  | 28 | 3  | 466  | 8.5 |
| 78-79   | 24  | 260  | 52  | 133  | .391 | 13  | 19  | .684  | 10  | 14  | 24  | 35  | 18-0  | 15 | 0  | 117  | 4.9 |
| TOTALS  | 296 | 3878 | 679 | 1601 | .424 | 210 | 272 | .772  | 168 | 275 | 443 | 440 | 325-0 | 96 | 14 | 1568 | 5.3 |
| <b>PLAYOFF RECORD</b>   |     |      |     |      |      |     |     |       |     |     |     |     |       |    |    |      |     |
| 74-75   | 4   | 7    | 0   | 2    | .000 | 0   | 0   | .000  | 0   | 0   | 0   | 1   | 0-0   | 0  | 0  | 0    | 0.0 |
| 75-76   | 17  | 195  | 13  | 45   | .277 | 8   | 11  | .727  | 9   | 8   | 17  | 16  | 21-0  | 5  | 0  | 34   | 2.0 |
| 76-77   | 5   | 25   | 3   | 6    | .500 | 1   | 1   | 1.000 | 0   | 2   | 2   | 4   | 3-0   | 0  | 0  | 7    | 1.4 |
| TOTALS  | 26  | 227  | 16  | 53   | .302 | 9   | 12  | .750  | 9   | 10  | 19  | 21  | 24-0  | 5  | 0  | 41   | 1.6 |
| <b>ED STANCZAK [#19, #21] 6'1" 185 LBS 08/15/21 D: 05/30/04 NO COLLEGE</b>  |     |      |     |      |      |     |     |       |     |     |     |     |       |    |    |      |     |
| 50-51   | 17  |      | 11  | 48   | .229 | 35  | 43  | .814  |     |     | 34  | 6   | 6-0   |    |    | 57   | 3.4 |
| <b>MICHAEL STEWART [#5] 6'10" 230 LBS 04/24/75 CALIFORNIA '97</b>   |     |      |     |      |      |     |     |       |     |     |     |     |       |    |    |      |     |
| >> Transactions: Acquired from the Cleveland Cavaliers with Ricky Davis, Chris Mihm and a second round draft choice for Tony Battie, Kedrick Brown and Eric Williams on December 15, 2003...Traded to the Atlanta Hawks with Tom Gugliotta, Gary Payton and first round draft choice for Antoine Walker on February 24, 2005.   |     |      |     |      |      |     |     |       |     |     |     |     |       |    |    |      |     |
| 03-04   | 17  | 71   | 2   | 5    | .400 | 1   | 2   | .500  | 3   | 8   | 11  | 0   | 13-0  | 1  | 2  | 5    | 0.3 |
| Three-Point Field Goals: None Attempted.  |     |      |     |      |      |     |     |       |     |     |     |     |       |    |    |      |     |
| <b>PLAYOFF RECORD</b>   |     |      |     |      |      |     |     |       |     |     |     |     |       |    |    |      |     |
| 03-04   | 1   | 2    | 0   | 0    |      | 0   | 0   |       | 0   | 0   | 0   | 0   | 2-0   | 0  | 0  | 0    | 0.0 |
| Three-Point Field Goals: None Attempted.  |     |      |     |      |      |     |     |       |     |     |     |     |       |    |    |      |     |

| YEAR   | G         | MIN  | FGM          | FGA        | PCT            | FTM        | FTA                         | PCT         | OFF                       | DEF | TOT | AST       | PF-DQ      | ST | BL | PTS        | AVG        |
|--|-----------|------|--------------|------------|----------------|------------|-----------------------------|-------------|---------------------------|-----|-----|-----------|------------|----|----|------------|------------|
| <b>GREG STIEMSMA [#54]</b>   |           |      | <b>6'11"</b> |            | <b>260 LBS</b> |            | <b>09/26/85</b>             |             | <b>WISCONSIN '08</b>      |     |     |           |            |    |    |            |            |
| >> Transactions: Signed as a free agent on December 9, 2011.   |           |      |              |            |                |            |                             |             |                           |     |     |           |            |    |    |            |            |
| 11-12  | 55        | 766  | 66           | 121        | .545           | 29         | 41                          | .707        | 48                        | 129 | 177 | 28        | 144-4      | 37 | 85 | 161        | 2.9        |
| Three-Point Field Goals: 2011-12, 0-for-0 (.000).  |           |      |              |            |                |            |                             |             |                           |     |     |           |            |    |    |            |            |
| <b>PLAYOFF RECORD</b>  |           |      |              |            |                |            |                             |             |                           |     |     |           |            |    |    |            |            |
| 11-12  | 19        | 143  | 12           | 18         | .667           | 4          | 6                           | .667        | 9                         | 32  | 41  | 5         | 26-0       | 4  | 11 | 28         | 1.5        |
| Three-Point Field Goals: 2011-12, 0-for-0 (.000).  |           |      |              |            |                |            |                             |             |                           |     |     |           |            |    |    |            |            |
| <b>BRYANT STITH [#20]</b>  |           |      | <b>6'5"</b>  |            | <b>210 LBS</b> |            | <b>12/10/70</b>             |             | <b>VIRGINIA '92</b>       |     |     |           |            |    |    |            |            |
| >> Transactions: Acquired from the Denver Nuggets with Chris Herren for Robert Pack and Gilbert Cheaney on October 16, 2000...Completed his contract and was not re-signed, becoming a free agent on July 1, 2001. |           |      |              |            |                |            |                             |             |                           |     |     |           |            |    |    |            |            |
| 00-01  | 78        | 2504 | 245          | 611        | .401           | 175        | 207                         | .845        | 65                        | 219 | 284 | 168       | 182-0      | 93 | 14 | 756        | 9.7        |
| Three-Point Field Goals: 2000-01, 91-for-242 (.376).   |           |      |              |            |                |            |                             |             |                           |     |     |           |            |    |    |            |            |
| <b>ERICK STRICKLAND [#20]</b>  |           |      | <b>6'3"</b>  |            | <b>218 LBS</b> |            | <b>11/25/73</b>             |             | <b>NEBRASKA '96</b>       |     |     |           |            |    |    |            |            |
| >> Transactions: Signed as a free agent on November 1, 2001...Completed his contract and was not re-signed becoming a free agent on July 1, 2002.  |           |      |              |            |                |            |                             |             |                           |     |     |           |            |    |    |            |            |
| 01-02  | 79        | 1643 | 190          | 488        | .389           | 131        | 155                         | .845        | 22                        | 191 | 213 | 184       | 145-1      | 56 | 1  | 606        | 7.7        |
| Three-Point Field Goals: 2001-02, 95-for-247 (.385).   |           |      |              |            |                |            |                             |             |                           |     |     |           |            |    |    |            |            |
| <b>PLAYOFF RECORD</b>  |           |      |              |            |                |            |                             |             |                           |     |     |           |            |    |    |            |            |
| 01-02  | 12        | 118  | 11           | 39         | .282           | 9          | 9                           | 1.000       | 2                         | 11  | 13  | 17        | 15-0       | 5  | 1  | 35         | 2.9        |
| Three-Point Field Goals: 2001-02, 4-for-20 (.200).   |           |      |              |            |                |            |                             |             |                           |     |     |           |            |    |    |            |            |
| <b>DEREK STRONG [#31]</b>  |           |      | <b>6'8"</b>  |            | <b>250 LBS</b> |            | <b>02/09/68</b>             |             | <b>XAVIER (OH) '90</b>    |     |     |           |            |    |    |            |            |
| >> Transactions: Acquired from the Milwaukee Bucks with Blue Edwards for Ed Pinckney and the draft rights to Andrei Fetisov on June 29, 1994...Completed contract and was not re-signed after the 1994-95 season.  |           |      |              |            |                |            |                             |             |                           |     |     |           |            |    |    |            |            |
| 94-95  | 70        | 1344 | 149          | 329        | .453           | 141        | 172                         | .820        | 136                       | 239 | 375 | 44        | 143-0      | 24 | 13 | 441        | 6.3        |
| Three-Point Field Goals: 1994-95, 2-for-7 (.286).  |           |      |              |            |                |            |                             |             |                           |     |     |           |            |    |    |            |            |
| <b>PLAYOFF RECORD</b>  |           |      |              |            |                |            |                             |             |                           |     |     |           |            |    |    |            |            |
| 94-95  | 4         | 81   | 4            | 12         | .333           | 3          | 6                           | .500        | 13                        | 11  | 24  | 3         | 7-0        | 3  | 1  | 11         | 2.8        |
| Three-Point Field Goals: 1994-95, None Attempted.  |           |      |              |            |                |            |                             |             |                           |     |     |           |            |    |    |            |            |
| <b>GENE STUMP [#13]</b>  |           |      | <b>6'2"</b>  |            | <b>185 LBS</b> |            | <b>11/13/23 D: 04/27/14</b> |             | <b>DEPAUL '47</b>         |     |     |           |            |    |    |            |            |
| >> Transactions: Second round draft choice in 1947 NBA Draft.  |           |      |              |            |                |            |                             |             |                           |     |     |           |            |    |    |            |            |
| 47-48  | 43        |      | 59           | 247        | .239           | 24         | 38                          | .632        |                           |     |     | 18        | 66         |    |    | 142        | 3.3        |
| 48-49  | 56        |      | 193          | 580        | .333           | 92         | 129                         | .713        |                           |     |     | 56        | 102        |    |    | 478        | 8.5        |
| <b>TOTALS</b>  | <b>99</b> |      | <b>252</b>   | <b>827</b> | <b>.305</b>    | <b>116</b> | <b>167</b>                  | <b>.695</b> |                           |     |     | <b>74</b> | <b>168</b> |    |    | <b>620</b> | <b>6.3</b> |
| <b>PLAYOFF RECORD</b>  |           |      |              |            |                |            |                             |             |                           |     |     |           |            |    |    |            |            |
| 47-48  | 3         |      | 1            | 3          | .333           | 0          | 0                           | .000        |                           |     |     | 0         | 2          |    |    | 2          | 0.7        |
| <b>BRUNO SUNDOV [#41]</b>  |           |      | <b>7'2"</b>  |            | <b>246 LBS</b> |            | <b>02/10/80</b>             |             | <b>CROATIA</b>            |     |     |           |            |    |    |            |            |
| >> Transactions: Signed as a free agent on July 19, 2002...Traded to the Cleveland Cavaliers with J. R. Bremer and a conditional second-round draft choice on July 29, 2003 for Jumaine Jones.                     |           |      |              |            |                |            |                             |             |                           |     |     |           |            |    |    |            |            |
| 02-03  | 26        | 138  | 14           | 56         | .250           | 0          | 2                           | .000        | 8                         | 20  | 28  | 7         | 24-0       | 6  | 3  | 32         | 1.2        |
| Three-Point Field Goals: 2002-03, 4-for-16 (.250).   |           |      |              |            |                |            |                             |             |                           |     |     |           |            |    |    |            |            |
| <b>BEN SWAIN [#16]</b>   |           |      | <b>6'8"</b>  |            | <b>222 LBS</b> |            | <b>11/13/33 D: 06/19/08</b> |             | <b>TEXAS SOUTHERN '58</b> |     |     |           |            |    |    |            |            |
| >> Transactions: First round draft choice (8 <sup>th</sup> pick overall) in 1958 NBA Draft.  |           |      |              |            |                |            |                             |             |                           |     |     |           |            |    |    |            |            |
| 58-59  | 58        | 708  | 99           | 244        | .406           | 67         | 110                         | .609        |                           |     | 262 | 29        | 127-3      |    |    | 265        | 4.6        |
| <b>PLAYOFF RECORD</b>  |           |      |              |            |                |            |                             |             |                           |     |     |           |            |    |    |            |            |
| 58-59  | 5         | 27   | 2            | 6          | .333           | 1          | 2                           | .500        |                           |     | 14  | 1         | 4-0        |    |    | 5          | 1.0        |
| <b>DAN SWARTZ [#12]</b>  |           |      | <b>6'4"</b>  |            | <b>215 LBS</b> |            | <b>12/23/34 D: N/A</b>      |             | <b>KENTUCKY '56</b>       |     |     |           |            |    |    |            |            |
| 62-63  | 39        | 335  | 57           | 150        | .380           | 61         | 72                          | .847        |                           |     | 88  | 21        | 92-0       |    |    | 175        | 4.5        |
| <b>PLAYOFF RECORD</b>  |           |      |              |            |                |            |                             |             |                           |     |     |           |            |    |    |            |            |
| 62-63  | 1         | 4    | 0            | 0          | .000           | 0          | 0                           | .000        |                           |     | 0   | 0         | 0-0        |    |    | 0          | 0.0        |
| <b>LARRY SYKES [#54]</b>   |           |      | <b>6'9"</b>  |            | <b>255 LBS</b> |            | <b>04/11/73</b>             |             | <b>XAVIER (OH) '95</b>    |     |     |           |            |    |    |            |            |
| >> Transactions: Signed as a free agent on November 8, 1995...Waived on November 24, 1995.   |           |      |              |            |                |            |                             |             |                           |     |     |           |            |    |    |            |            |
| 95-96  | 1         | 2    | 0            | 0          | .000           | 0          | 0                           | .000        | 1                         | 1   | 2   | 0         | 0-0        | 0  | 0  | 0          | 0.0        |
| Three-Point Field Goals: 1995-96, None Attempted.  |           |      |              |            |                |            |                             |             |                           |     |     |           |            |    |    |            |            |

| YEAR | G | MIN | FGM | FGA | PCT | FTM | FTA | PCT | OFF | DEF | TOT | AST | PF-DQ | ST | BL | PTS | AVG |
|------|---|-----|-----|-----|-----|-----|-----|-----|-----|-----|-----|-----|-------|----|----|-----|-----|
|------|---|-----|-----|-----|-----|-----|-----|-----|-----|-----|-----|-----|-------|----|----|-----|-----|

**BRETT SZABO [#43] 6'11" 250 LBS 02/01/68 AUGUSTANA '91**

>> Transactions: Signed as a free agent on October 8, 1996...Waived on January 7, 1997...Signed to the first of two consecutive ten-day contracts on January 10, 1997...Signed for the remainder of the season on January 30, 1997...Rights renounced on July 7, 1997.

|       |    |     |    |     |      |    |    |      |    |     |     |    |       |    |    |    |     |
|-------|----|-----|----|-----|------|----|----|------|----|-----|-----|----|-------|----|----|----|-----|
| 96-97 | 70 | 662 | 54 | 121 | .446 | 45 | 61 | .738 | 56 | 109 | 165 | 17 | 119-0 | 16 | 32 | 76 | 2.2 |
|-------|----|-----|----|-----|------|----|----|------|----|-----|-----|----|-------|----|----|----|-----|

Three-Point Field Goals: 1996-97, 0-for-1 (.000).

**WALLY SZCZERBIAK [#55] 6'7" 244 LBS 03/05/77 MIAMI (OH) '99**

>> Transactions: Acquired from the Minnesota Timberwolves, along with Dwayne Jones, Michael Olowokandi and a future first round draft choice in exchange for Marcus Banks, Mark Blount, Ricky Davis, Justin Reed and two future conditional second round draft choices on January 27, 2006... Traded to the Seattle SuperSonics along with Delonte West and the draft rights to Jeff Green in exchange for Ray Allen and the draft rights to Glen Davis on June 28, 2007.

|               |           |              |            |            |             |            |            |             |           |            |            |            |              |           |          |             |             |
|---------------|-----------|--------------|------------|------------|-------------|------------|------------|-------------|-----------|------------|------------|------------|--------------|-----------|----------|-------------|-------------|
| 05-06         | 32        | 1,174        | 201        | 422        | .476        | 115        | 128        | .898        | 41        | 82         | 123        | 101        | 60-0         | 19        | 4        | 561         | 17.5        |
| 06-07         | 32        | 900          | 161        | 388        | .415        | 113        | 126        | .897        | 16        | 82         | 98         | 55         | 65-1         | 18        | 3        | 479         | 15.0        |
| <b>TOTALS</b> | <b>64</b> | <b>2,074</b> | <b>362</b> | <b>810</b> | <b>.447</b> | <b>228</b> | <b>254</b> | <b>.898</b> | <b>57</b> | <b>164</b> | <b>221</b> | <b>156</b> | <b>125-1</b> | <b>37</b> | <b>7</b> | <b>1040</b> | <b>16.3</b> |

Three-Point Field Goals: 2005-06, 44-for-112 (.393); 2006-07, 44-for-106 (.415); Totals: 88-for-218 (.404).

**ZAN TABAK [#55] 7'0" 245 LBS 06/15/70 CROATIA**

>> Transactions: Acquired from the Toronto Raptors with Kenny Anderson and Popeye Jones to Boston for Chauncey Billups, Dee Brown, John Thomas and Roy Rogers on February 18, 1998...Completed contract and was not re-signed.

|       |    |     |    |    |      |   |    |      |    |    |    |    |      |   |    |    |     |
|-------|----|-----|----|----|------|---|----|------|----|----|----|----|------|---|----|----|-----|
| 97-98 | 18 | 232 | 26 | 55 | .473 | 7 | 13 | .538 | 25 | 33 | 58 | 12 | 46-1 | 5 | 11 | 59 | 3.3 |
|-------|----|-----|----|----|------|---|----|------|----|----|----|----|------|---|----|----|-----|

Three-Point Field Goals: 1996-97, None Attempted.

**EARL TATUM [#43] 6'6" 185 LBS 07/26/53 MARQUETTE '76**

>> Transactions: Acquired from the Indiana Pacers for a future draft choice and cash on July 19, 1978...Traded to the Detroit Pistons for Chris Ford and a future draft choice on October 19, 1978 (also played 76 games for Detroit in 1978-79).

|       |   |    |   |    |      |   |   |      |   |   |   |   |     |   |   |    |     |
|-------|---|----|---|----|------|---|---|------|---|---|---|---|-----|---|---|----|-----|
| 78-79 | 3 | 38 | 8 | 20 | .400 | 4 | 5 | .800 | 1 | 3 | 4 | 1 | 7-0 | 0 | 1 | 20 | 6.7 |
|-------|---|----|---|----|------|---|---|------|---|---|---|---|-----|---|---|----|-----|

**SEBASTIAN TELFAIR [#30] 6'0" 160 LBS 06/09/85 LINCOLN HS (NY) '04**

>> Transactions: Acquired from the Portland Trail Blazers along with Theo Ratliff and a 2008 second round draft choice in exchange for Rael LaFrenitz, Dan Dickau and the draft rights to Randy Foye on June 28, 2006... Traded to Minnesota along with Ryan Gomes, Gerald Green, Al Jefferson, Theo Ratliff and two future draft choices in exchange for Kevin Garnett on July 31, 2007.

|       |    |      |     |     |      |    |     |      |    |    |     |     |       |    |    |     |     |
|-------|----|------|-----|-----|------|----|-----|------|----|----|-----|-----|-------|----|----|-----|-----|
| 06-07 | 78 | 1578 | 176 | 474 | .371 | 90 | 110 | .818 | 17 | 91 | 108 | 218 | 166-1 | 43 | 11 | 479 | 6.1 |
|-------|----|------|-----|-----|------|----|-----|------|----|----|-----|-----|-------|----|----|-----|-----|

Three-Point Field Goals: 2006-07, 37-for-128 (.289).

**JASON TERRY [#4] 6'2" 180 LBS 09/15/77 ARIZONA '99**

>> Transactions: Signed as a free agent on July 18, 2012...Traded to Brooklyn along with Paul Pierce, Kevin Garnett and D.J. White in exchange for Gerald Wallace, Kris Humphries, Keith Bogans, MarShon Brooks, Kris Joseph, three future first round draft picks and the option to swap first round picks in 2017 on July 12, 2013.

|       |    |      |     |     |      |     |     |      |    |     |     |     |       |    |    |     |      |
|-------|----|------|-----|-----|------|-----|-----|------|----|-----|-----|-----|-------|----|----|-----|------|
| 12-13 | 79 | 2124 | 281 | 648 | .434 | 114 | 131 | .870 | 19 | 140 | 159 | 198 | 110-0 | 66 | 11 | 799 | 10.1 |
|-------|----|------|-----|-----|------|-----|-----|------|----|-----|-----|-----|-------|----|----|-----|------|

Three-Point Field Goals: 2012-13, 123-for-331 (.372).

**PLAYOFF RECORD**

|       |   |     |    |    |      |   |    |      |   |    |    |    |     |   |   |    |      |
|-------|---|-----|----|----|------|---|----|------|---|----|----|----|-----|---|---|----|------|
| 12-13 | 6 | 189 | 24 | 54 | .444 | 9 | 11 | .818 | 0 | 13 | 13 | 19 | 9-0 | 4 | 2 | 72 | 12.0 |
|-------|---|-----|----|----|------|---|----|------|---|----|----|----|-----|---|---|----|------|

Three-Point Field Goals: 2012-13, 15-for-34 (.441).

**TOM THACKER [#12] 6'2" 170 LBS 11/02/39 CINCINNATI '63**

>> Transactions: Signed as a free agent in 1967...Selected by the Milwaukee Bucks in the NBA expansion draft on May 6, 1968.

|       |    |     |     |     |      |    |    |      |  |  |     |    |       |  |  |     |     |
|-------|----|-----|-----|-----|------|----|----|------|--|--|-----|----|-------|--|--|-----|-----|
| 67-68 | 65 | 782 | 114 | 272 | .419 | 43 | 84 | .512 |  |  | 161 | 69 | 165-2 |  |  | 271 | 4.2 |
|-------|----|-----|-----|-----|------|----|----|------|--|--|-----|----|-------|--|--|-----|-----|

**PLAYOFF RECORD**

|       |    |    |   |    |      |   |   |      |  |  |    |   |      |  |  |    |     |
|-------|----|----|---|----|------|---|---|------|--|--|----|---|------|--|--|----|-----|
| 67-68 | 17 | 81 | 7 | 24 | .292 | 2 | 7 | .286 |  |  | 17 | 8 | 23-0 |  |  | 16 | 0.9 |
|-------|----|----|---|----|------|---|---|------|--|--|----|---|------|--|--|----|-----|

**DAVID THIRDKILL [#45] 6'8" 215 LBS 04/12/60 BRADLEY '82**

>> Transactions: Signed as a free agent on September 12, 1985...Waived on October 22, 1985...Re-signed on December 5, 1985...Waived on December 23, 1986.

|               |           |            |           |            |             |           |            |             |           |           |           |           |             |           |          |            |            |
|---------------|-----------|------------|-----------|------------|-------------|-----------|------------|-------------|-----------|-----------|-----------|-----------|-------------|-----------|----------|------------|------------|
| 85-86         | 49        | 385        | 54        | 110        | .491        | 55        | 88         | .625        | 27        | 43        | 70        | 15        | 55-0        | 11        | 3        | 163        | 3.3        |
| 86-87         | 13        | 78         | 10        | 19         | .526        | 5         | 12         | .417        | 2         | 12        | 14        | 2         | 11-0        | 1         | 0        | 25         | 1.9        |
| <b>TOTALS</b> | <b>62</b> | <b>463</b> | <b>64</b> | <b>129</b> | <b>.496</b> | <b>60</b> | <b>100</b> | <b>.600</b> | <b>29</b> | <b>55</b> | <b>84</b> | <b>17</b> | <b>66-0</b> | <b>12</b> | <b>3</b> | <b>188</b> | <b>3.0</b> |

Three-Point Field Goals: 1985-86, 0-for-1 (.000); 1986-87, 0-for-1 (.000). Totals 0-for-2 (.000).

**PLAYOFF RECORD**

|       |    |    |   |    |      |   |    |      |   |   |   |   |     |   |   |    |     |
|-------|----|----|---|----|------|---|----|------|---|---|---|---|-----|---|---|----|-----|
| 85-86 | 13 | 47 | 6 | 18 | .333 | 5 | 11 | .455 | 1 | 7 | 8 | 3 | 5-0 | 2 | 0 | 17 | 1.3 |
|-------|----|----|---|----|------|---|----|------|---|---|---|---|-----|---|---|----|-----|

Three-Point Field Goals: 1985-86, 0-for-1 (.000).

| YEAR | G | MIN | FGM | FGA | PCT | FTM | FTA | PCT | OFF | DEF | TOT | AST | PF-DQ | ST | BL | PTS | AVG |
|------|---|-----|-----|-----|-----|-----|-----|-----|-----|-----|-----|-----|-------|----|----|-----|-----|
|------|---|-----|-----|-----|-----|-----|-----|-----|-----|-----|-----|-----|-------|----|----|-----|-----|

### JAMEL THOMAS [#5] 6'6" 215 LBS 07/19/76 PROVIDENCE '99

>> Transactions: Signed as a free agent on December 13, 1999...Waived on December 23, 1999.

|   |   |    |   |    |      |   |   |       |   |   |   |   |     |   |   |    |     |
|---|---|----|---|----|------|---|---|-------|---|---|---|---|-----|---|---|----|-----|
| 99-00   | 3 | 19 | 5 | 10 | .500 | 1 | 1 | 1.000 | 0 | 2 | 2 | 2 | 0-0 | 0 | 0 | 11 | 3.7 |
| Three-Point Field Goals: 1999-00, 0-for-1 (.000). |   |    |   |    |      |   |   |       |   |   |   |   |     |   |   |    |     |

### JOHN THOMAS [#55] 6'9" 265 LBS 09/08/75 MINNESOTA '97

>> Transactions: Acquired from the New York Knicks with Scott Brooks, Walter McCarty and Dontae Jones for Chris Mills and two future second-round draft choices on October 22, 1997...Traded to the Toronto Raptors with Chauncey Billups, Dee Brown and Roy Rogers for Kenny Anderson, Zan Tabak and Popeye Jones on February 18, 1998.

|  |    |     |    |    |      |    |    |      |    |    |    |    |      |    |   |     |     |
|--|----|-----|----|----|------|----|----|------|----|----|----|----|------|----|---|-----|-----|
| 97-98                                    | 33 | 368 | 41 | 80 | .513 | 26 | 33 | .788 | 32 | 38 | 70 | 13 | 65-0 | 19 | 9 | 108 | 3.3 |
| Three-Point Field Goals: None Attempted. |    |     |    |    |      |    |    |      |    |    |    |    |      |    |   |     |     |

### JOHN THOMPSON [#5, #18] 6'10" 230 LBS 09/02/41 PROVIDENCE '64

>> Transactions: Third round draft choice (25<sup>th</sup> pick overall) in 1964 NBA Draft...Selected by the Chicago Bulls in the NBA expansion draft on April 30, 1966.

|               |           |            |           |            |             |           |            |             |  |  |            |           |              |  |  |            |            |
|---------------|-----------|------------|-----------|------------|-------------|-----------|------------|-------------|--|--|------------|-----------|--------------|--|--|------------|------------|
| 64-65         | 64        | 699        | 84        | 209        | .402        | 62        | 105        | .590        |  |  | 230        | 16        | 141-1        |  |  | 230        | 3.6        |
| 65-66         | 10        | 72         | 14        | 30         | .467        | 4         | 6          | .667        |  |  | 30         | 3         | 15-0         |  |  | 32         | 3.2        |
| <b>TOTALS</b> | <b>74</b> | <b>771</b> | <b>98</b> | <b>239</b> | <b>.410</b> | <b>66</b> | <b>111</b> | <b>.595</b> |  |  | <b>260</b> | <b>19</b> | <b>156-1</b> |  |  | <b>262</b> | <b>3.5</b> |

#### PLAYOFF RECORD

|               |          |           |          |           |             |          |          |              |  |  |           |          |            |  |  |           |            |
|---------------|----------|-----------|----------|-----------|-------------|----------|----------|--------------|--|--|-----------|----------|------------|--|--|-----------|------------|
| 64-65         | 3        | 21        | 2        | 7         | .286        | 7        | 7        | 1.000        |  |  | 12        | 1        | 2-0        |  |  | 11        | 3.7        |
| 65-66         | 3        | 11        | 1        | 7         | .143        | 0        | 0        | .000         |  |  | 4         | 0        | 2-0        |  |  | 2         | 0.7        |
| <b>TOTALS</b> | <b>6</b> | <b>32</b> | <b>3</b> | <b>14</b> | <b>.214</b> | <b>7</b> | <b>7</b> | <b>1.000</b> |  |  | <b>16</b> | <b>1</b> | <b>4-0</b> |  |  | <b>13</b> | <b>2.2</b> |

### DARREN TILLIS [#52] 6'11" 215 LBS 02/23/60 CLEVELAND STATE '82

>> Transactions: First round draft choice (23<sup>rd</sup> pick overall) in 1982 NBA Draft...Traded to the Cleveland Cavaliers with a 1983 first-round draft choice and cash for Scott Wedman on January 14, 1983 (also played 37 games for Cleveland in 1982-83).

|   |    |    |   |    |      |   |   |      |   |   |   |   |     |   |   |    |     |
|---|----|----|---|----|------|---|---|------|---|---|---|---|-----|---|---|----|-----|
| 82-83                                   | 15 | 44 | 7 | 23 | .304 | 2 | 6 | .333 | 4 | 5 | 9 | 2 | 8-0 | 0 | 2 | 16 | 1.1 |
| Three-Point Field Goal: 0-for-1 (.000). |    |    |   |    |      |   |   |      |   |   |   |   |     |   |   |    |     |

### LOU TSIOROPOULOS [#20, #29] 6'5" 195 LBS 08/31/30 KENTUCKY '53

>> Transactions: Seventh round draft choice in 1953 NBA Draft.

|               |            |             |            |             |             |            |            |             |  |  |            |            |               |  |  |            |            |
|---------------|------------|-------------|------------|-------------|-------------|------------|------------|-------------|--|--|------------|------------|---------------|--|--|------------|------------|
| 56-57         | 52         | 670         | 79         | 256         | .309        | 69         | 79         | .775        |  |  | 207        | 33         | 135-6         |  |  | 227        | 4.4        |
| 57-58         | 70         | 1819        | 198        | 624         | .317        | 142        | 207        | .688        |  |  | 434        | 12         | 242-8         |  |  | 538        | 7.7        |
| 58-59         | 35         | 488         | 60         | 190         | .316        | 25         | 33         | .758        |  |  | 110        | 20         | 74-0          |  |  | 145        | 4.1        |
| <b>TOTALS</b> | <b>157</b> | <b>2977</b> | <b>337</b> | <b>1070</b> | <b>.315</b> | <b>236</b> | <b>329</b> | <b>.717</b> |  |  | <b>751</b> | <b>165</b> | <b>451-14</b> |  |  | <b>910</b> | <b>5.8</b> |

#### PLAYOFF RECORD

|       |    |     |    |    |      |    |    |      |  |  |    |    |      |  |  |    |     |
|-------|----|-----|----|----|------|----|----|------|--|--|----|----|------|--|--|----|-----|
| 57-58 | 11 | 239 | 25 | 85 | .294 | 19 | 29 | .655 |  |  | 64 | 14 | 40-4 |  |  | 69 | 6.3 |
|-------|----|-----|----|----|------|----|----|------|--|--|----|----|------|--|--|----|-----|

### ANDRE TURNER [#7] 5'11" 160 LBS 12/13/64 MEMPHIS STATE '86

>> Transactions: Signed as a free agent on November 6, 1986...Waived on November 25, 1986.

|   |   |    |   |   |      |   |   |      |   |   |   |   |     |   |   |   |     |
|---|---|----|---|---|------|---|---|------|---|---|---|---|-----|---|---|---|-----|
| 86-87   | 3 | 18 | 2 | 5 | .400 | 0 | 0 | .000 | 1 | 1 | 2 | 1 | 1-0 | 0 | 0 | 4 | 1.3 |
| Three-Point Field Goals: 1986-87, 0-for-1 (.000). |   |    |   |   |      |   |   |      |   |   |   |   |     |   |   |   |     |

### WAYNE TURNER [#5] 6'2" 190 LBS 03/22/76 KENTUCKY '99

>> Transactions: Signed as a free agent on August 3, 1999...Waived on November 8, 1999.

|       |   |    |   |   |      |   |   |      |   |   |   |   |     |   |   |   |     |
|-------|---|----|---|---|------|---|---|------|---|---|---|---|-----|---|---|---|-----|
| 99-00 | 3 | 41 | 1 | 6 | .167 | 2 | 6 | .333 | 1 | 2 | 3 | 5 | 4-0 | 0 | 0 | 4 | 1.3 |
|-------|---|----|---|---|------|---|---|------|---|---|---|---|-----|---|---|---|-----|

### KELVIN UPSHAW [#7] 6'2" 180 LBS 01/24/63 UTAH '86

>> Transactions: Signed on March 9, 1989 to the first of consecutive 10-day contracts...Contract expired on March 28, 1989...Re-signed on March 28, 1989 (also played 9 games for Miami in 1988-89)...Waived on November 17, 1989...Re-signed as a free agent on November 24, 1989...Waived on December 26, 1989 (also played 3 games for Dallas and 23 games for Golden State in 1989-90).

|               |           |            |           |            |             |           |           |             |          |           |           |            |             |           |          |            |            |
|---------------|-----------|------------|-----------|------------|-------------|-----------|-----------|-------------|----------|-----------|-----------|------------|-------------|-----------|----------|------------|------------|
| 88-89         | 23        | 473        | 73        | 149        | .490        | 14        | 20        | .700        | 6        | 30        | 36        | 97         | 62-1        | 19        | 3        | 162        | 7.0        |
| 89-90         | 14        | 131        | 12        | 39         | .308        | 4         | 6         | .667        | 3        | 10        | 13        | 28         | 19-0        | 2         | 1        | 30         | 2.1        |
| <b>TOTALS</b> | <b>37</b> | <b>604</b> | <b>85</b> | <b>188</b> | <b>.452</b> | <b>18</b> | <b>26</b> | <b>.692</b> | <b>9</b> | <b>40</b> | <b>49</b> | <b>125</b> | <b>81-1</b> | <b>21</b> | <b>4</b> | <b>192</b> | <b>5.2</b> |

Three-Point Field Goals: 1988-89, 2-for-10 (.200); 1989-90, 2-for-5 (.400). Totals, 4-for-15 (.267).

### JARVIS VARNADO [#41] 6'9" 230 LBS 03/01/88 MISSISSIPPI STATE '10

>> Transactions: Signed as a free agent on December 24, 2012...Waived on January 6, 2013.

|   |   |    |   |   |      |   |   |      |   |   |   |   |     |   |   |   |     |
|---|---|----|---|---|------|---|---|------|---|---|---|---|-----|---|---|---|-----|
| 12-13   | 5 | 18 | 2 | 4 | .500 | 2 | 4 | .500 | 1 | 2 | 3 | 1 | 1-0 | 1 | 0 | 6 | 1.2 |
| Three-Point Field Goals: 2012-13, None Attempted. |   |    |   |   |      |   |   |      |   |   |   |   |     |   |   |   |     |

## FORMER PLAYER STATISTICS

| YEAR                  | G  | MIN | FGM  | FGA | PCT  | FTM     | FTA | PCT  | OFF                                   | DEF | TOT | AST | PF-DQ | ST | BL | PTS | AVG |
|-----------------------|----|-----|------|-----|------|---------|-----|------|---------------------------------------|-----|-----|-----|-------|----|----|-----|-----|
| VIRGIL VAUGHN [ #17 ] |    |     | 6'4" |     |      | 205 LBS |     |      | 05/15/18 D:02/26/07 KENTUCKY WESLEYAN |     |     |     |       |    |    |     |     |
| 46-47                 | 17 |     | 15   | 78  | .192 | 15      | 28  | .536 |                                       |     |     | 10  | 18    |    |    | 45  | 2.6 |

**SAM VINCENT** [#11]      **6'2"**    **185 LBS**    **05/18/63**      **MICHIGAN STATE '85**

>> Transactions: First round draft choice (20<sup>th</sup> pick overall) in 1985 NBA Draft...Traded with Scott Wedman to Seattle for a 1989 second-round draft choice on October 16, 1987.

|               |            |            |            |            |             |            |            |             |           |           |           |            |             |           |          |            |            |
|---------------|------------|------------|------------|------------|-------------|------------|------------|-------------|-----------|-----------|-----------|------------|-------------|-----------|----------|------------|------------|
| 85-86         | 57         | 432        | 59         | 162        | 364         | 65         | 70         | .929        | 11        | 37        | 48        | 69         | 59-0        | 17        | 4        | 184        | 3.2        |
| 86-87         | 46         | 374        | 60         | 136        | .441        | 51         | 55         | .927        | 5         | 22        | 27        | 59         | 33-0        | 13        | 1        | 171        | 3.7        |
| <b>TOTALS</b> | <b>103</b> | <b>806</b> | <b>119</b> | <b>298</b> | <b>.399</b> | <b>116</b> | <b>125</b> | <b>.928</b> | <b>16</b> | <b>59</b> | <b>75</b> | <b>128</b> | <b>92-0</b> | <b>30</b> | <b>5</b> | <b>355</b> | <b>3.4</b> |

Three-Point Field Goals: 1985-86, 1-for-4 (.250). Totals: 1-for-4 (.250).

### PLAYOFF RECORD

|               |           |            |           |           |             |           |           |             |          |           |           |           |             |          |          |           |            |
|---------------|-----------|------------|-----------|-----------|-------------|-----------|-----------|-------------|----------|-----------|-----------|-----------|-------------|----------|----------|-----------|------------|
| 85-86         | 9         | 41         | 8         | 28        | .286        | 6         | 6         | 1.000       | 1        | 6         | 7         | 5         | 9-0         | 2        | 0        | 22        | 2.4        |
| 86-87         | 17        | 141        | 23        | 56        | .411        | 27        | 35        | .771        | 3        | 9         | 12        | 19        | 13-0        | 3        | 2        | 74        | 4.4        |
| <b>TOTALS</b> | <b>26</b> | <b>182</b> | <b>31</b> | <b>84</b> | <b>.369</b> | <b>33</b> | <b>41</b> | <b>.805</b> | <b>4</b> | <b>15</b> | <b>19</b> | <b>24</b> | <b>22-0</b> | <b>5</b> | <b>2</b> | <b>96</b> | <b>3.7</b> |

Three-Point Field Goals: 1985-86, 0-for-1 (.000); 1986-87, 1-for-2 (.500). Totals: 1-for-3 (.333).

**STOJKO VRANKOVIC** [#11, #52] 7'2" 260 LBS 01/22/64 **CROATIA**

>> Transactions: Signed as a free agent on October 2, 1990.

|               |           |            |           |           |             |           |           |             |           |           |           |          |             |          |           |           |            |
|---------------|-----------|------------|-----------|-----------|-------------|-----------|-----------|-------------|-----------|-----------|-----------|----------|-------------|----------|-----------|-----------|------------|
| 90-91         | 31        | 166        | 24        | 52        | .462        | 10        | 18        | .556        | 15        | 36        | 51        | 4        | 43-1        | 1        | 29        | 58        | 1.9        |
| 91-92         | 19        | 110        | 15        | 32        | .469        | 7         | 12        | .583        | 8         | 20        | 28        | 5        | 22-0        | 0        | 17        | 37        | 1.9        |
| <b>TOTALS</b> | <b>50</b> | <b>276</b> | <b>39</b> | <b>84</b> | <b>.464</b> | <b>17</b> | <b>30</b> | <b>.567</b> | <b>23</b> | <b>56</b> | <b>79</b> | <b>9</b> | <b>65-1</b> | <b>1</b> | <b>46</b> | <b>95</b> | <b>1.9</b> |

### PLAYOFF RECORD

|               |          |          |          |          |              |          |          |             |          |          |          |          |            |          |          |          |            |
|---------------|----------|----------|----------|----------|--------------|----------|----------|-------------|----------|----------|----------|----------|------------|----------|----------|----------|------------|
| 90-91         | 1        | 4        | 1        | 1        | 1.000        | 0        | 0        | .000        | 0        | 2        | 2        | 0        | 2-0        | 0        | 0        | 2        | 2.0        |
| 91-92         | 1        | 3        | 1        | 1        | 1.000        | 0        | 0        | .000        | 0        | 0        | 0        | 1        | 0-0        | 0        | 0        | 2        | 2.0        |
| <b>TOTALS</b> | <b>2</b> | <b>7</b> | <b>2</b> | <b>2</b> | <b>1.000</b> | <b>0</b> | <b>0</b> | <b>.000</b> | <b>0</b> | <b>2</b> | <b>2</b> | <b>1</b> | <b>2-0</b> | <b>0</b> | <b>0</b> | <b>4</b> | <b>2.0</b> |

**VON WAER [#12]      6'5"    210 LBS    07/21/85      FLORIDA STATE '05**

>> Transactions: Signed as a free agent on July 30, 2010.

Three-Point Field Goals: 2010-11, 18-for-67 (.269).

Three-Point Field Goals: 2010-11, 18-for-67 (.269).

### PLAYOFF RECORD

Three-Point Field Goals: 2010-11, 0-for-1 (.000).

Three-Point Field Goals: 2010-11, 0-for-1 (.000).

**ANTOINE WALKER** [#8, #88] 6'9" 245 LBS 08/12/76 KENTUCKY '98

>> Transactions: First round draft choice (6<sup>th</sup> pick overall) in 1996 NBA Draft....Traded with Tony Delk to Dallas for Raef LaFrentz, Chris Mills, Jiri Velisch and a 2004 first round draft choice on October 20, 2003....Acquired from Atlanta in exchange for Tom Gugliotta, Gary Payton, Michael Stewart and a future first round draft choice on February 24, 2005....Traded to Miami in the 5-team, 13-player trade that brought Curtis Borchardt, the draft rights to Albert Miralles, Qyntel Woods, two second round draft choices and cash considerations on September 3, 2005.

|               |            |              |             |              |             |             |             |             |             |             |             |             |               |            |            |              |             |
|---------------|------------|--------------|-------------|--------------|-------------|-------------|-------------|-------------|-------------|-------------|-------------|-------------|---------------|------------|------------|--------------|-------------|
| 96-97         | 82         | 2970         | 576         | 1354         | .425        | 231         | 366         | .631        | 288         | 453         | 741         | 262         | 271-1         | 105        | 53         | 1435         | 17.5        |
| 97-98         | 82         | 3268         | 722         | 1705         | .423        | 305         | 473         | .645        | 270         | 566         | 836         | 273         | 262-2         | 142        | 60         | 1840         | 22.4        |
| 98-99         | 42         | 1549         | 303         | 735          | .412        | 113         | 202         | .559        | 106         | 253         | 359         | 130         | 142-2         | 63         | 28         | 784          | 18.7        |
| 99-00         | 82         | 3003         | 648         | 1506         | .430        | 311         | 445         | .699        | 199         | 453         | 652         | 305         | 263-4         | 117        | 32         | 1680         | 20.5        |
| 00-01         | 81         | 3396         | 711         | 1720         | .413        | 249         | 348         | .716        | 151         | 568         | 719         | 445         | 251-2         | 138        | 49         | 1892         | 23.4        |
| 01-02         | 81         | 3406         | 666         | 1689         | .394        | 240         | 324         | .714        | 150         | 564         | 714         | 407         | 237-2         | 122        | 38         | 1794         | 22.1        |
| 02-03         | 78         | 3235         | 603         | 1554         | .388        | 176         | 286         | .615        | 99          | 464         | 563         | 373         | 221-4         | 116        | 31         | 1570         | 20.1        |
| 04-05         | 24         | 827          | 161         | 364          | .442        | 44          | 79          | .557        | 56          | 142         | 198         | 71          | 70-0          | 25         | 26         | 391          | 16.3        |
| <b>TOTALS</b> | <b>552</b> | <b>21654</b> | <b>4390</b> | <b>10627</b> | <b>.413</b> | <b>1669</b> | <b>2523</b> | <b>.662</b> | <b>1319</b> | <b>3463</b> | <b>4782</b> | <b>2266</b> | <b>1717-1</b> | <b>828</b> | <b>317</b> | <b>11386</b> | <b>20.6</b> |

Three-Point Field Goals: 1996-97, 52-for-159 (.327); 1997-98, 91-for-292 (.312); 1998-99, 65-for-176 (.369); 1999-00, 73-for-285 (.256); 2000-01, 221-for-603 (.367); 2001-02, 222-for-645 (.344); 2002-03, 188-for-582 (.323); 2004-05, 25-for-73 (.342). Totals: 937-for-2,815 (.332).

### PLAYOFF RECORD

|               |           |             |            |            |             |           |           |             |           |            |            |            |              |           |           |            |             |
|---------------|-----------|-------------|------------|------------|-------------|-----------|-----------|-------------|-----------|------------|------------|------------|--------------|-----------|-----------|------------|-------------|
| 01-02         | 16        | 703         | 131        | 319        | .411        | 50        | 64        | .781        | 23        | 115        | 138        | 52         | 56-2         | 24        | 6         | 354        | 22.1        |
| 02-03         | 10        | 440         | 73         | 176        | .415        | 11        | 22        | 500         | 20        | 67         | 87         | 43         | 44-3         | 17        | 4         | 173        | 16.3        |
| 04-05         | 6         | 224         | 43         | 104        | .413        | 7         | 11        | .636        | 16        | 28         | 44         | 14         | 19-0         | 7         | 6         | 100        | 17.7        |
| <b>TOTALS</b> | <b>32</b> | <b>1367</b> | <b>247</b> | <b>599</b> | <b>.412</b> | <b>68</b> | <b>97</b> | <b>.701</b> | <b>59</b> | <b>210</b> | <b>269</b> | <b>109</b> | <b>119-5</b> | <b>48</b> | <b>16</b> | <b>627</b> | <b>19.6</b> |

Three-Point Field Goals: 2001-02, 47-for-109 (.385); 2002-03, 16-for-45 (.356); 2004-05, 7-for-19 (.368). Totals: 65-for-173 (.380).

|                          |             |                |                 |                         |
|--------------------------|-------------|----------------|-----------------|-------------------------|
| <b>BILL WALKER</b> [#12] | <b>6'6"</b> | <b>230 LBS</b> | <b>10/09/87</b> | <b>KANSAS STATE '08</b> |
|--------------------------|-------------|----------------|-----------------|-------------------------|

>> Transactions: Acquired from the Washington Wizards in exchange for cash consideration on June 28, 2008...Traded to New York along with J.R. Giddens and Eddie House in exchange for Nate Robinson and Marcus Landry on February 18, 2010.

|               |           |            |           |           |             |           |           |             |          |           |           |           |             |          |          |           |            |
|---------------|-----------|------------|-----------|-----------|-------------|-----------|-----------|-------------|----------|-----------|-----------|-----------|-------------|----------|----------|-----------|------------|
| 08-09         | 29        | 216        | 36        | 58        | .62         | 16        | 23        | .696        | 8        | 21        | 29        | 13        | 51-0        | 6        | 2        | 88        | 3.0        |
| 09-10         | 8         | 29         | 3         | 6         | .500        | 2         | 2         | 1.000       | 0        | 5         | 5         | 3         | 4-0         | 0        | 0        | 8         | 1.0        |
| <b>TOTALS</b> | <b>37</b> | <b>245</b> | <b>39</b> | <b>64</b> | <b>.609</b> | <b>18</b> | <b>25</b> | <b>.720</b> | <b>8</b> | <b>26</b> | <b>34</b> | <b>16</b> | <b>55-0</b> | <b>6</b> | <b>2</b> | <b>96</b> | <b>2.6</b> |

Three-Point Field Goals: 2008-09, 0-for-1 (.000); 2009-10, 0-for-0 (.000). Totals: 0-for-1 (.000).

| YEAR  | G         | MIN         | FGM        | FGA        | PCT         | FTM        | FTA        | PCT         | OFF        | DEF        | TOT        | AST        | PF-DQ        | ST        | BL         | PTS        | AVG        |
|---|-----------|-------------|------------|------------|-------------|------------|------------|-------------|------------|------------|------------|------------|--------------|-----------|------------|------------|------------|
| <b>BILL WALKER PLAYOFF RECORD</b>   |           |             |            |            |             |            |            |             |            |            |            |            |              |           |            |            |            |
| 08-09   | 4         | 10          | 0          | 2          | .000        | 2          | 2          | 1.000       | 0          | 0          | 0          | 0          | 2-0          | 2         | 0          | 2          | 0.5        |
| Three-Point Field Goals: 2008-09, 0-for-0 (.000).   |           |             |            |            |             |            |            |             |            |            |            |            |              |           |            |            |            |
| <b>BRADY WALKER [#13] 6'6" 205 LBS 03/15/21 BRIGHAM YOUNG '48</b>   |           |             |            |            |             |            |            |             |            |            |            |            |              |           |            |            |            |
| 49-50   | 68        |             | 218        | 583        | .374        | 72         | 114        | .632        |            |            | 109        | 100        |              |           |            | 508        | 7.5        |
| 50-51   |           |             |            |            |             |            |            |             |            |            |            |            |              |           |            |            |            |
| <b>TOTALS</b>   |           |             |            |            |             |            |            |             |            |            |            |            |              |           |            |            |            |
| Also played for Baltimore in 1950-51. Games played with Boston were not recorded.   |           |             |            |            |             |            |            |             |            |            |            |            |              |           |            |            |            |
| <b>BRANDON WALLACE [#8] 6'9" 203 LBS 03/14/85 SOUTH CAROLINA '07</b>  |           |             |            |            |             |            |            |             |            |            |            |            |              |           |            |            |            |
| >> Transactions: Signed as a free agent on July 10, 2007...waived on December 18, 2007.   |           |             |            |            |             |            |            |             |            |            |            |            |              |           |            |            |            |
| 07-08   |           |             |            |            |             |            |            |             |            |            |            |            |              |           |            |            |            |
| Received DNP-CP on 11/10/07 @ NJ  |           |             |            |            |             |            |            |             |            |            |            |            |              |           |            |            |            |
| <b>MIKE WALLACE [#13] 6'1" 185 LBS 07/12/18 D: 07/07/77 SCRANTON</b>  |           |             |            |            |             |            |            |             |            |            |            |            |              |           |            |            |            |
| 46-47   | 24        |             | 55         | 224        | .246        | 21         | 48         | .438        |            |            |            | 20         | 42           |           |            | 131        | 5.5        |
| Also played 37 games for Toronto in 1946-47.  |           |             |            |            |             |            |            |             |            |            |            |            |              |           |            |            |            |
| <b>RASHEED WALLACE [#30] 6'11" 230 LBS 07/17/74 NORTH CAROLINA '95</b>  |           |             |            |            |             |            |            |             |            |            |            |            |              |           |            |            |            |
| >> Transactions: Signed as a free agent on July 8, 2009.  |           |             |            |            |             |            |            |             |            |            |            |            |              |           |            |            |            |
| 09-10   | 79        | 1780        | 266        | 650        | .409        | 96         | 125        | .768        | 42         | 283        | 325        | 80         | 222-2        | 80        | 70         | 710        | 9.0        |
| Three-Point Field Goals: 2009-10, 82-for-290 (.283).  |           |             |            |            |             |            |            |             |            |            |            |            |              |           |            |            |            |
| <b>PLAYOFF RECORD</b>   |           |             |            |            |             |            |            |             |            |            |            |            |              |           |            |            |            |
| 09-10   | 24        | 410         | 52         | 125        | .416        | 24         | 29         | .828        | 5          | 66         | 71         | 9          | 82-2         | 10        | 14         | 147        | 6.1        |
| Three-Point Field Goals: 2009-10, 19-for-55 (.345).   |           |             |            |            |             |            |            |             |            |            |            |            |              |           |            |            |            |
| <b>BILL WALTON [#5] 6'11" 235 LBS 11/05/52 UCLA '74</b>   |           |             |            |            |             |            |            |             |            |            |            |            |              |           |            |            |            |
| >> Transactions: Acquired from the Los Angeles Clippers for Cedric Maxwell, a 1986 first-round choice and cash on September 6, 1985.  |           |             |            |            |             |            |            |             |            |            |            |            |              |           |            |            |            |
| 85-86   | 80        | 1546        | 231        | 411        | .562        | 144        | 202        | .713        | 136        | 408        | 544        | 165        | 210-1        | 38        | 106        | 606        | 7.6        |
| 86-87   | 10        | 112         | 10         | 26         | .385        | 8          | 15         | .533        | 11         | 20         | 31         | 9          | 23-0         | 1         | 10         | 28         | 2.8        |
| 87-88   |           |             |            |            |             |            |            |             | INJURED    |            |            |            |              |           |            |            |            |
| <b>TOTALS</b>   | <b>90</b> | <b>1658</b> | <b>241</b> | <b>437</b> | <b>.551</b> | <b>152</b> | <b>217</b> | <b>.700</b> | <b>147</b> | <b>428</b> | <b>575</b> | <b>174</b> | <b>233-1</b> | <b>39</b> | <b>116</b> | <b>634</b> | <b>7.0</b> |
| Three-Point Field Goals: None Attempted.  |           |             |            |            |             |            |            |             |            |            |            |            |              |           |            |            |            |
| <b>PLAYOFF RECORD</b>   |           |             |            |            |             |            |            |             |            |            |            |            |              |           |            |            |            |
| 85-86   | 16        | 291         | 54         | 93         | .581        | 19         | 23         | .826        | 25         | 78         | 103        | 27         | 45-1         | 6         | 12         | 127        | 7.9        |
| 86-87   | 12        | 102         | 12         | 25         | .480        | 5          | 14         | .357        | 9          | 22         | 31         | 10         | 23-0         | 3         | 4          | 29         | 2.4        |
| 87-88   |           |             |            |            |             |            |            |             | INJURED    |            |            |            |              |           |            |            |            |
| <b>TOTALS</b>   | <b>28</b> | <b>393</b>  | <b>66</b>  | <b>118</b> | <b>.559</b> | <b>24</b>  | <b>37</b>  | <b>.649</b> | <b>34</b>  | <b>100</b> | <b>134</b> | <b>37</b>  | <b>68-1</b>  | <b>9</b>  | <b>16</b>  | <b>156</b> | <b>5.6</b> |
| Three-Point Field Goals: 1985-86, 0-for-1 (.000).   |           |             |            |            |             |            |            |             |            |            |            |            |              |           |            |            |            |
| <b>GERRY WARD [#4] 6'4" 200 LBS 09/06/41 BOSTON COLLEGE '63</b>   |           |             |            |            |             |            |            |             |            |            |            |            |              |           |            |            |            |
| 64-65   | 3         | 30          | 2          | 18         | .111        | 1          | 1          | 1.000       |            |            | 5          | 6          | 6-0          |           |            | 5          | 1.7        |
| <b>KERMIT WASHINGTON [#26] 6'8" 230 LBS 09/17/51 AMERICAN '73</b>   |           |             |            |            |             |            |            |             |            |            |            |            |              |           |            |            |            |
| >> Transactions: Acquired from the Los Angeles Lakers with Don Chaney and future considerations for Charlie Scott on December 12, 1977 (also played 25 games for Los Angeles in 1977-78)...Traded with Kevin Kunnert, Sidney Wicks and the draft rights to Kevin Freeman to San Diego in exchange for Nate Archibald, Marvin Barnes, Billy Knight and future draft choices on August 4, 1978. |           |             |            |            |             |            |            |             |            |            |            |            |              |           |            |            |            |
| 77-78   | 32        | 866         | 137        | 263        | .521        | 102        | 136        | .750        | 105        | 230        | 335        | 42         | 114-2        | 28        | 40         | 376        | 11.8       |
| <b>RON WATTS [#12] 6'6" 210 LBS 05/21/43 WAKE FOREST '65</b>  |           |             |            |            |             |            |            |             |            |            |            |            |              |           |            |            |            |
| >> Transactions: Selected by the Seattle Supersonics in the NBA expansion draft in 1967.  |           |             |            |            |             |            |            |             |            |            |            |            |              |           |            |            |            |
| 65-66   | 1         | 3           | 1          | 2          | .500        | 0          | 0          | .000        |            |            | 1          | 1          | 1-0          |           |            | 2          | 2.0        |
| 66-67   | 27        | 89          | 11         | 44         | .250        | 16         | 23         | .696        |            |            | 38         | 1          | 16-0         |           |            | 38         | 1.4        |
| <b>TOTALS</b>   | <b>28</b> | <b>92</b>   | <b>12</b>  | <b>46</b>  | <b>.261</b> | <b>16</b>  | <b>23</b>  | <b>.696</b> |            |            | <b>39</b>  | <b>2</b>   | <b>17-0</b>  |           |            | <b>40</b>  | <b>1.4</b> |
| <b>PLAYOFF RECORD</b>   |           |             |            |            |             |            |            |             |            |            |            |            |              |           |            |            |            |
| 66-67   | 1         | 5           | 1          | 6          | .167        | 1          | 2          | .500        |            |            | 2          | 0          | 3-0          |           |            | 3          | 3.0        |

YEAR G MIN FGM FGA PCT FTM FTA PCT OFF DEF TOT AST PF-DQ ST BL PTS AVG

MARCUS WEBB [#41] 6'9" 255 LBS 05/09/70 ALABAMA '91

>> Transactions: Signed as a free agent on September 21, 1992...Waived on March 17, 1993.

|   |   |    |    |      |    |    |      |   |   |    |   |      |   |   |    |     |
|---|---|----|----|------|----|----|------|---|---|----|---|------|---|---|----|-----|
| 92-93   | 9 | 51 | 13 | .520 | 13 | 21 | .619 | 5 | 5 | 10 | 2 | 11-0 | 1 | 2 | 39 | 4.3 |
| Three-Point Field Goals: 1992-93, 0-for-1 (.000). |   |    |    |      |    |    |      |   |   |    |   |      |   |   |    |     |

SCOTT WEDMAN [#8, #20] 6'7" 220 LBS 07/29/52 COLORADO '74

>> Transactions: Acquired from the Cleveland Cavaliers for Darren Tillis, a 1983 first round draft choice and cash on January 14, 1983 (also played 35 games for Cleveland in 1982-83)...Traded to the Seattle SuperSonics with Sam Vincent for a 1989 second-round draft choice on October 16, 1987.

|        |     |      |     |      |      |     |     |      |     |     |     |     |       |     |    |      |     |
|--------|-----|------|-----|------|------|-----|-----|------|-----|-----|-----|-----|-------|-----|----|------|-----|
| 82-83  | 40  | 503  | 94  | .205 | .459 | 20  | 30  | .667 | 29  | 45  | 74  | 31  | 83-1  | 20  | 6  | 209  | 5.2 |
| 83-84  | 68  | 916  | 148 | .333 | .444 | 29  | 35  | .829 | 41  | 98  | 139 | 67  | 107-0 | 27  | 7  | 327  | 4.8 |
| 84-85  | 78  | 1127 | 220 | .460 | .478 | 42  | 55  | .764 | 57  | 102 | 159 | 94  | 111-0 | 23  | 10 | 499  | 6.4 |
| 85-86  | 79  | 1402 | 286 | .605 | .473 | 45  | 68  | .662 | 66  | 126 | 192 | 83  | 127-0 | 38  | 22 | 634  | 8.0 |
| 86-87  | 6   | 78   | 9   | .27  | .333 | 1   | 2   | .500 | 3   | 6   | 9   | 6   | 6-0   | 2   | 2  | 20   | 3.3 |
| TOTALS | 271 | 4026 | 757 | 1630 | .464 | 137 | 190 | .721 | 196 | 377 | 573 | 281 | 434-1 | 110 | 47 | 1689 | 6.2 |

Three-Point Field Goals: 1982-83, 1-for-10 (.100); 1983-84, 2-for-13 (.154); 1984-85, 17-for-34 (.500); 1985-86, 17-for-48 (.354); 1986-87, 1-for-2 (.500); Totals: 38-for-107 (.355).

PLAYOFF RECORD

|         |    |     |     |     |      |    |    |      |    |    |     |    |      |    |   |     |     |
|---------|----|-----|-----|-----|------|----|----|------|----|----|-----|----|------|----|---|-----|-----|
| 82-83   | 6  | 66  | 14  | 24  | .583 | 1  | 2  | .500 | 3  | 11 | 14  | 0  | 11-0 | 1  | 0 | 29  | 4.8 |
| 83-84   | 17 | 226 | 40  | 96  | .417 | 5  | 10 | .500 | 24 | 23 | 47  | 17 | 19-0 | 6  | 0 | 89  | 5.2 |
| 84-85   | 21 | 350 | 73  | 134 | .545 | 26 | 38 | .684 | 22 | 37 | 59  | 33 | 50-1 | 13 | 0 | 182 | 8.7 |
| 85-86   | 12 | 142 | 20  | 51  | .392 | 3  | 4  | .750 | 11 | 11 | 22  | 8  | 14-0 | 9  | 3 | 45  | 3.8 |
| INJURED |    |     |     |     |      |    |    |      |    |    |     |    |      |    |   |     |     |
| TOTALS  | 56 | 784 | 147 | 305 | .482 | 35 | 54 | .648 | 60 | 82 | 142 | 58 | 94-1 | 29 | 3 | 345 | 6.2 |

Three-Point Field Goals: 1982-83, 0-for-2 (.000); 1983-84, 4-for-7 (.571); 1984-85, 10-for-22 (.455); 1985-86, 2-for-4 (.500). Totals: 16-for-35 (.457).

RICK WEITZMAN [#26] 6'2" 175 LBS 04/30/46 NORTHEASTERN '67

>> Transactions: Tenth round draft choice (110<sup>th</sup> pick overall) in 1967 NBA Draft.

|       |    |    |    |     |      |   |    |      |  |  |    |   |     |  |  |    |     |
|-------|----|----|----|-----|------|---|----|------|--|--|----|---|-----|--|--|----|-----|
| 67-68 | 25 | 75 | 12 | .46 | .261 | 9 | 13 | .692 |  |  | 10 | 8 | 8-0 |  |  | 33 | 1.3 |
|-------|----|----|----|-----|------|---|----|------|--|--|----|---|-----|--|--|----|-----|

PLAYOFF RECORD

|       |   |   |   |     |      |   |   |      |  |  |   |   |     |  |  |   |     |
|-------|---|---|---|-----|------|---|---|------|--|--|---|---|-----|--|--|---|-----|
| 67-68 | 3 | 5 | 2 | .33 | .667 | 0 | 0 | .000 |  |  | 1 | 1 | 0-0 |  |  | 4 | 1.3 |
|-------|---|---|---|-----|------|---|---|------|--|--|---|---|-----|--|--|---|-----|

JIRI WELSCH [#44] 6'7" 208 LBS 01/27/80 CZECH REPUBLIC

>> Transactions: Acquired from the Dallas Mavericks with Raef LaFrentz, Chris Mills and Dallas' 2004 first round draft choice for Tony Delk and Antoine Walker on October 20, 2003...Traded to the Cleveland

Cavaliers for a first round draft choice on February 24, 2005.

|        |     |      |     |      |      |     |     |      |    |     |     |     |       |     |    |      |     |
|--------|-----|------|-----|------|------|-----|-----|------|----|-----|-----|-----|-------|-----|----|------|-----|
| 03-04  | 81  | 2179 | 262 | .612 | .428 | 153 | 206 | .743 | 60 | 236 | 296 | 183 | 176-0 | 101 | 7  | 746  | 9.2 |
| 04-05  | 55  | 1125 | 157 | .320 | .428 | 109 | 141 | .773 | 20 | 119 | 139 | 84  | 105-1 | 39  | 5  | 415  | 7.5 |
| TOTALS | 136 | 3304 | 399 | 932  | .428 | 262 | 347 | .755 | 80 | 355 | 435 | 267 | 281-1 | 140 | 12 | 1161 | 8.5 |

Three-Point Field Goals: 2003-04, 69-for-181 (.381); 2004-05, 32-for-99 (.323).

PLAYOFF RECORD

|        |   |     |    |     |      |   |   |       |   |    |    |   |     |   |   |    |     |
|--------|---|-----|----|-----|------|---|---|-------|---|----|----|---|-----|---|---|----|-----|
| 03-04  | 4 | 104 | 11 | .23 | .478 | 9 | 9 | 1.000 | 0 | 12 | 12 | 9 | 7-0 | 2 | 0 | 32 | 8.0 |
| TOTALS | 4 | 104 | 11 | .23 | .478 | 9 | 9 | 1.000 | 0 | 12 | 12 | 9 | 7-0 | 2 | 0 | 32 | 8.0 |

Three-Point Field Goals: 2003-04, 1-for-4 (.250).

MATT WENSTROM [#50] 7'1" 250 LBS 11/04/70 NORTH CAROLINA '93

>> Transactions: Signed as a free agent on September 30, 1995.

|  |    |    |   |    |      |   |    |      |   |   |    |   |     |   |   |    |     |
|--|----|----|---|----|------|---|----|------|---|---|----|---|-----|---|---|----|-----|
| 93-94                                    | 11 | 37 | 6 | 10 | .600 | 6 | 10 | .600 | 6 | 6 | 12 | 0 | 7-0 | 0 | 2 | 18 | 1.6 |
| Three-Point Field Goals: None Attempted. |    |    |   |    |      |   |    |      |   |   |    |   |     |   |   |    |     |

DAVID WESLEY [#4] 6'0" 200 LBS 11/14/70 BAYLOR '92

>> Transactions: Signed as a free agent on July 20, 1994...Completed his contract and was not re-signed becoming a free agent on July 1, 1997.

|        |     |      |     |      |      |     |     |      |     |     |     |      |       |     |    |      |      |
|--------|-----|------|-----|------|------|-----|-----|------|-----|-----|-----|------|-------|-----|----|------|------|
| 94-95  | 51  | 1380 | 128 | .313 | .409 | 71  | 94  | .755 | 31  | 86  | 117 | 266  | 144-0 | 82  | 9  | 378  | 7.4  |
| 95-96  | 82  | 2104 | 338 | .736 | .459 | 217 | 288 | .753 | 68  | 196 | 264 | 390  | 207-0 | 100 | 11 | 1009 | 12.3 |
| 96-97  | 74  | 2991 | 456 | .974 | .468 | 225 | 288 | .781 | 67  | 197 | 264 | 537  | 221-1 | 162 | 13 | 1240 | 16.8 |
| TOTALS | 207 | 6475 | 922 | 2133 | .432 | 513 | 670 | .766 | 166 | 479 | 645 | 1193 | 572-1 | 344 | 33 | 2627 | 12.7 |

Three-Point Field Goals: 1994-95, 51-for-119 (.429); 1995-96, 116-for-272 (.426); 1996-97, 103-for-286 (.360). Totals: 281-for-724 (.388).

| YEAR | G | MIN | FGM | FGA | PCT | FTM | FTA | PCT | OFF | DEF | TOT | AST | PF-DQ | ST | BL | PTS | AVG |
|------|---|-----|-----|-----|-----|-----|-----|-----|-----|-----|-----|-----|-------|----|----|-----|-----|
|------|---|-----|-----|-----|-----|-----|-----|-----|-----|-----|-----|-----|-------|----|----|-----|-----|

**DELONE WEST [#13]****6'3" 195 LBS 07/26/83****ST. JOSEPH'S '04**

>> Transactions: First round draft choice (#24 overall) in 2004...Traded to the Seattle SuperSonics along with Wally Szczerbiak and the draft rights to Jeff Green in exchange for Ray Allen and the draft rights to Glen Davis on 06/28/07.

|               |            |              |            |              |             |            |            |             |            |            |            |            |              |            |           |             |            |
|---------------|------------|--------------|------------|--------------|-------------|------------|------------|-------------|------------|------------|------------|------------|--------------|------------|-----------|-------------|------------|
| 04-05         | 39         | 507          | 66         | 155          | .426        | 19         | 27         | .704        | 14         | 51         | 65         | 53         | 69-0         | 21         | 8         | 175         | 4.5        |
| 05-06         | 71         | 2,418        | 333        | 684          | .487        | 86         | 101        | .851        | 57         | 232        | 289        | 329        | 197-3        | 84         | 46        | 836         | 11.8       |
| 06-07         | 69         | 2,219        | 306        | 717          | .427        | 168        | 197        | .853        | 32         | 176        | 208        | 304        | 152-1        | 74         | 34        | 845         | 12.2       |
| 10-11         | 24         | 453          | 55         | 120          | .458        | 13         | 15         | .867        | 6          | 31         | 37         | 64         | 29-0         | 20         | 10        | 87          | 7.3        |
| <b>TOTALS</b> | <b>203</b> | <b>5,597</b> | <b>760</b> | <b>1,676</b> | <b>.454</b> | <b>286</b> | <b>340</b> | <b>.841</b> | <b>109</b> | <b>490</b> | <b>599</b> | <b>750</b> | <b>447-4</b> | <b>199</b> | <b>98</b> | <b>1943</b> | <b>9.6</b> |

Three-Point Field Goals: 2004-05, 24-for-67 (.358); 2005-06, 84-for-218 (.385); 2006-07, 65-for-178 (.374); 2010-11, 12-for-33 (.364) Totals: 173-for-463 (.374).

**PLAYOFF RECORD**

|               |           |            |           |           |             |           |           |             |          |           |           |           |             |           |          |           |            |
|---------------|-----------|------------|-----------|-----------|-------------|-----------|-----------|-------------|----------|-----------|-----------|-----------|-------------|-----------|----------|-----------|------------|
| 04-05         | 7         | 115        | 11        | 21        | .524        | 2         | 4         | .500        | 2        | 7         | 9         | 4         | 17-0        | 7         | 1        | 29        | 4.1        |
| 10-11         | 9         | 170        | 22        | 47        | .468        | 8         | 10        | .800        | 4        | 13        | 17        | 12        | 16-0        | 5         | 0        | 59        | 6.6        |
| <b>TOTALS</b> | <b>16</b> | <b>285</b> | <b>33</b> | <b>68</b> | <b>.485</b> | <b>10</b> | <b>14</b> | <b>.714</b> | <b>6</b> | <b>20</b> | <b>26</b> | <b>16</b> | <b>33-0</b> | <b>12</b> | <b>1</b> | <b>88</b> | <b>5.5</b> |

Three-Point Field Goals: 2004-05, 5-for-11 (.455); 2010-11, 7-for-19, (.368) Totals: 12-for-30, (.400).

**PAUL WESTPHAL [#44]****6'4" 195 LBS 11/30/50 SOUTHERN CALIFORNIA '72**

>> Transactions: First round draft choice (10<sup>th</sup> pick overall) in 1972 NBA Draft...Traded with future draft choices to Phoenix for Charlie Scott on May 23, 1975.

|               |            |             |            |             |             |            |            |             |           |            |            |            |              |            |           |             |            |
|---------------|------------|-------------|------------|-------------|-------------|------------|------------|-------------|-----------|------------|------------|------------|--------------|------------|-----------|-------------|------------|
| 72-73         | 60         | 482         | 89         | 212         | .420        | 67         | 86         | .779        |           |            | 67         | 69         | 88-0         |            |           | 245         | 4.1        |
| 73-74         | 82         | 1165        | 238        | 475         | .501        | 112        | 153        | .732        | 49        | 94         | 143        | 171        | 173-1        | 39         | 34        | 588         | 7.2        |
| 74-75         | 82         | 1581        | 342        | 670         | .510        | 119        | 156        | .763        | 44        | 119        | 163        | 235        | 192-0        | 78         | 33        | 803         | 9.8        |
| <b>TOTALS</b> | <b>224</b> | <b>3228</b> | <b>669</b> | <b>1357</b> | <b>.493</b> | <b>298</b> | <b>395</b> | <b>.754</b> | <b>93</b> | <b>213</b> | <b>373</b> | <b>475</b> | <b>453-1</b> | <b>117</b> | <b>67</b> | <b>1636</b> | <b>7.3</b> |

**PLAYOFF RECORD**

|               |           |            |            |            |             |           |           |             |           |           |           |           |             |           |          |            |            |
|---------------|-----------|------------|------------|------------|-------------|-----------|-----------|-------------|-----------|-----------|-----------|-----------|-------------|-----------|----------|------------|------------|
| 72-73         | 11        | 109        | 19         | 39         | .487        | 5         | 7         | .714        |           |           | 7         | 9         | 24-1        |           |          | 43         | 3.9        |
| 73-74         | 18        | 241        | 46         | 100        | .460        | 11        | 15        | .733        | 6         | 15        | 21        | 31        | 37-0        | 8         | 2        | 103        | 5.7        |
| 74-75         | 11        | 183        | 38         | 81         | .469        | 12        | 18        | .667        | 5         | 8         | 13        | 32        | 21-1        | 6         | 2        | 88         | 8.0        |
| <b>TOTALS</b> | <b>40</b> | <b>533</b> | <b>103</b> | <b>220</b> | <b>.486</b> | <b>28</b> | <b>40</b> | <b>.700</b> | <b>11</b> | <b>23</b> | <b>41</b> | <b>72</b> | <b>82-2</b> | <b>14</b> | <b>4</b> | <b>234</b> | <b>5.9</b> |

**D.J. WHITE [#12]****6'9" 235 LBS 08/31/86****INDIANA '08**

>> Transactions: Signed as a free agent on February 28, 2013...Traded along with Paul Pierce, Kevin Garnett and Jason Terry to the Brooklyn Nets on July 12, 2013 in exchange for Gerald Wallace, Kris Humphries, MarShon Brooks, Keith Bogans, Kris Joseph, three unprotected first round picks and the option to swap first round picks in 2017.

|       |    |    |    |    |      |   |   |      |   |   |    |   |     |   |   |    |     |
|-------|----|----|----|----|------|---|---|------|---|---|----|---|-----|---|---|----|-----|
| 12-13 | 12 | 86 | 12 | 23 | .522 | 5 | 9 | .556 | 4 | 9 | 13 | 4 | 5-0 | 1 | 6 | 29 | 2.4 |
|-------|----|----|----|----|------|---|---|------|---|---|----|---|-----|---|---|----|-----|

Three-Point Field Goals: 2012-13, None Attempted.

**JOJO WHITE [#10]****6'3" 197 LBS 11/14/46****KANSAS '69**

>> Transactions: First round draft choice (9<sup>th</sup> pick overall) in 1969 NBA Draft...Traded to Golden State for a future draft choice on January 30, 1979 (also played 29 games for Golden State in 1970-79).

|               |            |              |             |              |             |             |             |             |            |             |             |             |                |            |           |              |             |
|---------------|------------|--------------|-------------|--------------|-------------|-------------|-------------|-------------|------------|-------------|-------------|-------------|----------------|------------|-----------|--------------|-------------|
| 69-70         | 60         | 1328         | 309         | 684          | .452        | 111         | 135         | .822        |            |             | 169         | 145         | 132-1          |            |           | 729          | 12.2        |
| 70-71         | 75         | 2787         | 693         | 1494         | .464        | 215         | 269         | .799        |            |             | 376         | 361         | 255-5          |            |           | 1601         | 21.3        |
| 71-72         | 79         | 3261         | 770         | 1788         | .431        | 285         | 343         | .831        |            |             | 446         | 416         | 227-1          |            |           | 1825         | 23.1        |
| 72-73         | 82         | 3250         | 717         | 1665         | .431        | 178         | 228         | .781        |            |             | 414         | 498         | 185-2          |            |           | 1612         | 19.7        |
| 73-74         | 82         | 3238         | 649         | 1445         | .449        | 190         | 227         | .837        | 100        | 251         | 351         | 448         | 185-1          | 105        | 25        | 1488         | 18.1        |
| 74-75         | 82         | 3220         | 658         | 1440         | .457        | 186         | 223         | .834        | 84         | 227         | 311         | 458         | 207-1          | 128        | 17        | 1502         | 18.3        |
| 75-76         | 82         | 3257         | 670         | 1492         | .449        | 212         | 253         | .838        | 61         | 252         | 313         | 445         | 183-2          | 107        | 20        | 1552         | 18.9        |
| 76-77         | 82         | 3333         | 638         | 1488         | .429        | 333         | 383         | .869        | 87         | 296         | 383         | 492         | 193-5          | 118        | 22        | 1609         | 19.6        |
| 77-78         | 46         | 1641         | 289         | 690          | .419        | 103         | 120         | .858        | 53         | 127         | 180         | 209         | 109-2          | 49         | 7         | 681          | 14.8        |
| 78-79         | 47         | 1455         | 255         | 596          | .428        | 79          | 89          | .888        | 22         | 106         | 128         | 214         | 100-1          | 54         | 4         | 589          | 12.5        |
| <b>TOTALS</b> | <b>717</b> | <b>26770</b> | <b>5648</b> | <b>12782</b> | <b>.442</b> | <b>1892</b> | <b>2270</b> | <b>.833</b> | <b>407</b> | <b>1259</b> | <b>3071</b> | <b>3686</b> | <b>1776-21</b> | <b>561</b> | <b>95</b> | <b>13188</b> | <b>18.3</b> |

**PLAYOFF RECORD**

|               |           |             |            |             |             |            |            |             |           |            |            |            |              |           |          |             |             |
|---------------|-----------|-------------|------------|-------------|-------------|------------|------------|-------------|-----------|------------|------------|------------|--------------|-----------|----------|-------------|-------------|
| 71-72         | 11        | 432         | 109        | 220         | .495        | 40         | 48         | .833        |           |            | 59         | 58         | 31-0         |           |          | 258         | 23.5        |
| 72-73         | 13        | 583         | 135        | 300         | .450        | 49         | 54         | .907        |           |            | 54         | 83         | 44-2         |           |          | 319         | 24.5        |
| 73-74         | 18        | 765         | 132        | 310         | .426        | 34         | 46         | .739        | 17        | 58         | 75         | 98         | 56-1         | 15        | 2        | 298         | 16.6        |
| 74-75         | 11        | 462         | 100        | 227         | .441        | 27         | 33         | .818        | 18        | 32         | 50         | 63         | 32-0         | 11        | 4        | 227         | 20.6        |
| 75-76         | 18        | 791         | 165        | 371         | .445        | 78         | 95         | .821        | 12        | 59         | 71         | 98         | 51-0         | 23        | 1        | 408         | 22.7        |
| 76-77         | 9         | 395         | 91         | 201         | .453        | 28         | 33         | .848        | 10        | 29         | 39         | 52         | 27-0         | 14        | 0        | 210         | 23.3        |
| <b>TOTALS</b> | <b>80</b> | <b>3428</b> | <b>732</b> | <b>1629</b> | <b>.449</b> | <b>256</b> | <b>309</b> | <b>.828</b> | <b>57</b> | <b>178</b> | <b>348</b> | <b>452</b> | <b>241-3</b> | <b>63</b> | <b>7</b> | <b>1720</b> | <b>21.5</b> |

| YEAR   | G | MIN | FGM | FGA | PCT  | FTM | FTA | PCT  | OFF | DEF | TOT | AST | PF-DQ | ST | BL | PTS | AVG |
|--|---|-----|-----|-----|------|-----|-----|------|-----|-----|-----|-----|-------|----|----|-----|-----|
| <b>LUCIAN "SKIPPIY" WHITAKER [#5] 6'1"180 LBS 09/29/30 D: 08/90 KENTUCKY '52</b> |   |     |     |     |      |     |     |      |     |     |     |     |       |    |    |     |     |
| 54-55  | 3 | 15  | 1   | 6   | .167 | 0   | 0   | .000 |     |     | 1   | 1   | 4-0   |    |    | 2   | 0.7 |

|  |            |             |            |             |             |            |            |             |            |             |             |            |               |            |            |             |             |
|--|------------|-------------|------------|-------------|-------------|------------|------------|-------------|------------|-------------|-------------|------------|---------------|------------|------------|-------------|-------------|
| <b>SIDNEY WICKS [#12] 6'9" 225 LBS 09/19/49 UCLA '71</b>   |            |             |            |             |             |            |            |             |            |             |             |            |               |            |            |             |             |
| >> Transactions: Sold by Portland on October 12, 1976...Traded with Kevin Kunnert, Kermit Washington and the draft right to Kevin Freeman to San Diego in exchange for Nate Archibald, Marvin Barnes, Billy Knight and future draft choices on August 4, 1978. |            |             |            |             |             |            |            |             |            |             |             |            |               |            |            |             |             |
| 76-77  | 82         | 2642        | 464        | 1012        | .458        | 310        | 464        | .668        | 268        | 556         | 824         | 169        | 331-14        | 64         | 61         | 1238        | 15.1        |
| 77-78  | 81         | 2413        | 433        | 927         | .467        | 217        | 329        | .660        | 223        | 450         | 673         | 171        | 318-9         | 67         | 46         | 1083        | 13.4        |
| <b>TOTALS</b>  | <b>163</b> | <b>5055</b> | <b>897</b> | <b>1939</b> | <b>.463</b> | <b>527</b> | <b>793</b> | <b>.665</b> | <b>491</b> | <b>1006</b> | <b>1497</b> | <b>340</b> | <b>649-23</b> | <b>131</b> | <b>107</b> | <b>2321</b> | <b>14.2</b> |
| <b>PLAYOFF RECORD</b>  |            |             |            |             |             |            |            |             |            |             |             |            |               |            |            |             |             |
| 76-77  | 9          | 261         | 41         | 81          | .519        | 34         | 47         | .723        | 26         | 57          | 83          | 16         | 37-2          | 13         | 3          | 118         | 13.1        |

|   |    |      |     |      |      |     |     |      |     |     |     |     |       |    |    |      |      |
|---|----|------|-----|------|------|-----|-----|------|-----|-----|-----|-----|-------|----|----|------|------|
| <b>DOMINIQUE WILKINS [#12] 6'8" 224 LBS 01/12/60 GEORGIA '82</b>  |    |      |     |      |      |     |     |      |     |     |     |     |       |    |    |      |      |
| >> Transactions: Signed as a free agent on July 25, 1994...Completed contract and signed to play overseas on August 12, 1995. |    |      |     |      |      |     |     |      |     |     |     |     |       |    |    |      |      |
| 94-95   | 77 | 2423 | 496 | 1169 | .424 | 266 | 340 | .782 | 157 | 244 | 401 | 166 | 130-0 | 61 | 14 | 1370 | 17.8 |
| Three-Point Field Goals: 1994-95, 112-for-289 (.388).   |    |      |     |      |      |     |     |      |     |     |     |     |       |    |    |      |      |
| <b>PLAYOFF RECORD</b>   |    |      |     |      |      |     |     |      |     |     |     |     |       |    |    |      |      |
| 94-95   | 4  | 150  | 26  | 61   | .426 | 16  | 18  | .889 | 17  | 26  | 43  | 8   | 7-0   | 2  | 3  | 76   | 19.0 |
| Three-Point Field Goals: 1994-95, 8-for-17 (.471).  |    |      |     |      |      |     |     |      |     |     |     |     |       |    |    |      |      |

|  |            |             |            |             |             |            |            |             |           |           |            |            |              |           |          |             |            |
|--|------------|-------------|------------|-------------|-------------|------------|------------|-------------|-----------|-----------|------------|------------|--------------|-----------|----------|-------------|------------|
| <b>ART WILLIAMS [#7] 6'1" 185 LBS 09/29/39 CALIFORNIA POLY '63</b>   |            |             |            |             |             |            |            |             |           |           |            |            |              |           |          |             |            |
| >> Transactions: Acquired from the San Diego Clippers for a future first round choice on September 10, 1970. |            |             |            |             |             |            |            |             |           |           |            |            |              |           |          |             |            |
| 70-71  | 74         | 1141        | 150        | 330         | .455        | 60         | 83         | .723        |           |           | 205        | 233        | 182-1        |           |          | 360         | 4.9        |
| 71-72  | 81         | 1326        | 161        | 339         | .475        | 90         | 119        | .756        |           |           | 256        | 327        | 204-2        |           |          | 412         | 5.1        |
| 72-73  | 81         | 974         | 110        | 261         | .421        | 43         | 56         | .768        |           |           | 182        | 236        | 136-1        |           |          | 263         | 3.2        |
| 73-74  | 67         | 616         | 73         | 168         | .435        | 27         | 32         | .844        | 20        | 95        | 115        | 163        | 100-0        | 44        | 3        | 173         | 2.6        |
| <b>TOTALS</b>  | <b>303</b> | <b>4057</b> | <b>494</b> | <b>1098</b> | <b>.450</b> | <b>220</b> | <b>290</b> | <b>.759</b> | <b>20</b> | <b>95</b> | <b>758</b> | <b>959</b> | <b>622-4</b> | <b>44</b> | <b>3</b> | <b>1208</b> | <b>4.0</b> |
| <b>PLAYOFF RECORD</b>  |            |             |            |             |             |            |            |             |           |           |            |            |              |           |          |             |            |
| 71-72  | 11         | 173         | 25         | 64          | .391        | 15         | 20         | .750        |           |           | 28         | 33         | 30-0         |           |          | 65          | 5.9        |
| 72-73  | 10         | 156         | 21         | 47          | .447        | 6          | 8          | .750        |           |           | 27         | 41         | 31-1         |           |          | 48          | 4.8        |
| 73-74  | 12         | 96          | 10         | 27          | .370        | 7          | 8          | .875        | 4         | 19        | 23         | 29         | 14-0         | 7         | 0        | 27          | 2.3        |
| <b>TOTALS</b>  | <b>33</b>  | <b>425</b>  | <b>56</b>  | <b>138</b>  | <b>.406</b> | <b>28</b>  | <b>36</b>  | <b>.778</b> | <b>4</b>  | <b>19</b> | <b>78</b>  | <b>103</b> | <b>75-1</b>  | <b>7</b>  | <b>0</b> | <b>140</b>  | <b>4.2</b> |

|  |    |     |    |     |      |    |    |      |    |    |     |    |      |    |   |     |     |
|--|----|-----|----|-----|------|----|----|------|----|----|-----|----|------|----|---|-----|-----|
| <b>EARL WILLIAMS [#52] 6'7" 230 LBS 03/24/51 WINSTON-SALEM '74</b>                                   |    |     |    |     |      |    |    |      |    |    |     |    |      |    |   |     |     |
| >> Transactions: Signed as a free agent on September 1, 1978...Waived by Boston on January 15, 1979. |    |     |    |     |      |    |    |      |    |    |     |    |      |    |   |     |     |
| 78-79  | 20 | 273 | 54 | 123 | .439 | 14 | 24 | .583 | 41 | 64 | 105 | 12 | 41-0 | 12 | 9 | 122 | 6.1 |

|   |            |              |             |             |             |             |             |             |            |             |             |            |               |            |           |             |            |
|---|------------|--------------|-------------|-------------|-------------|-------------|-------------|-------------|------------|-------------|-------------|------------|---------------|------------|-----------|-------------|------------|
| <b>ERIC WILLIAMS [#55] 6'8" 220 LBS 7/17/72 PROVIDENCE '95</b>  |            |              |             |             |             |             |             |             |            |             |             |            |               |            |           |             |            |
| >> Transactions: First round draft choice (14 <sup>th</sup> pick overall) in 1995 NBA Draft...Traded to Denver in exchange for two second round draft picks on August 21, 1997...Acquired from Denver along with Danny Fortson, Eric Washington and a future first round draft choice, in exchange for Popeye Jones, Ron Mercer and Dwayne Schintzius on August 3, 1999...Traded to Cleveland with Tony Battie and Kedrick Brown for Ricky Davis, Chris Mihm, Michael Stewart and a second round draft choice on December 15, 2003. |            |              |             |             |             |             |             |             |            |             |             |            |               |            |           |             |            |
| 95-96   | 64         | 1470         | 241         | 546         | .441        | 200         | 298         | .671        | 92         | 125         | 217         | 70         | 147-1         | 56         | 11        | 685         | 10.7       |
| 96-97   | 72         | 2435         | 374         | 820         | .456        | 328         | 436         | .752        | 126        | 203         | 329         | 129        | 213-0         | 72         | 13        | 1078        | 15.0       |
| 99-00   | 68         | 1378         | 165         | 386         | .427        | 134         | 169         | .793        | 55         | 101         | 156         | 93         | 165-3         | 44         | 16        | 489         | 7.2        |
| 00-01   | 81         | 1745         | 162         | 448         | .362        | 165         | 231         | .714        | 64         | 143         | 207         | 112        | 179-1         | 64         | 13        | 535         | 6.6        |
| 01-02   | 74         | 1747         | 144         | 385         | .374        | 160         | 219         | .731        | 58         | 163         | 221         | 109        | 179-1         | 77         | 8         | 472         | 6.4        |
| 02-03   | 82         | 2350         | 254         | 575         | .442        | 201         | 268         | .750        | 143        | 239         | 382         | 140        | 234-0         | 86         | 19        | 746         | 9.1        |
| 03-04   | 21         | 513          | 77          | 177         | .435        | 78          | 109         | .716        | 21         | 74          | 95          | 25         | 52-0          | 22         | 1         | 243         | 11.6       |
| <b>TOTALS</b>   | <b>462</b> | <b>11638</b> | <b>1417</b> | <b>3337</b> | <b>.425</b> | <b>1266</b> | <b>1730</b> | <b>.732</b> | <b>559</b> | <b>1048</b> | <b>1607</b> | <b>678</b> | <b>1169-6</b> | <b>421</b> | <b>81</b> | <b>4248</b> | <b>9.2</b> |
| Three-Point Field Goals: 1995-06, 3-for-10 (.300); 1996-97, 2-for-8 (.250); 1999-00, 25-for-72 (.347); 2000-01, 46-for-139 (.331); 2001-02, 24-for-86 (.279); 2002-03, 37-for-110 (.336); 2003-04, 11-for-32 (.344); Totals: 148-for-457 (.324).  |            |              |             |             |             |             |             |             |            |             |             |            |               |            |           |             |            |
| <b>PLAYOFF RECORD</b>   |            |              |             |             |             |             |             |             |            |             |             |            |               |            |           |             |            |
| 01-02   | 16         | 487          | 47          | 94          | .500        | 17          | 23          | .739        | 18         | 52          | 70          | 21         | 53-1          | 25         | 4         | 125         | 7.8        |
| 02-03   | 10         | 310          | 33          | 88          | .375        | 27          | 34          | .794        | 12         | 20          | 32          | 17         | 42-2          | 9          | 0         | 96          | 9.6        |
| <b>TOTALS</b>   | <b>26</b>  | <b>797</b>   | <b>80</b>   | <b>182</b>  | <b>.440</b> | <b>44</b>   | <b>57</b>   | <b>.772</b> | <b>30</b>  | <b>72</b>   | <b>102</b>  | <b>38</b>  | <b>95-3</b>   | <b>34</b>  | <b>4</b>  | <b>221</b>  | <b>8.5</b> |
| Three-Point Field Goals: 2001-02, 14-for-30 (.467); 2002-03, 3-for-15 (.200); Totals: 17-for-45 (.378).   |            |              |             |             |             |             |             |             |            |             |             |            |               |            |           |             |            |

| YEAR | G | MIN | FGM | FGA | PCT | FTM | FTA | PCT | OFF | DEF | TOT | AST | PF-DQ | ST | BL | PTS | AVG |
|------|---|-----|-----|-----|-----|-----|-----|-----|-----|-----|-----|-----|-------|----|----|-----|-----|
|------|---|-----|-----|-----|-----|-----|-----|-----|-----|-----|-----|-----|-------|----|----|-----|-----|

### LORENZO WILLIAMS [#43] 6'9" 200 LBS 07/15/69

STETSON '91

>> Transactions: Signed to the first of two consecutive ten-day contracts on January 11, 1993...Re-signed for the remainder of the season on February 1, 1993 (also played 3 games for Orlando and 2 games for Charlotte in 1992-93)...Waived on November 2, 1993.

|       |    |     |    |    |      |   |   |      |    |    |    |   |      |   |    |    |     |
|-------|----|-----|----|----|------|---|---|------|----|----|----|---|------|---|----|----|-----|
| 92-93 | 22 | 151 | 16 | 31 | .516 | 2 | 7 | .286 | 13 | 31 | 44 | 5 | 23-0 | 4 | 14 | 34 | 1.5 |
|-------|----|-----|----|----|------|---|---|------|----|----|----|---|------|---|----|----|-----|

Three-Point Field Goals: 1992-93, None Attempted.

#### PLAYOFF RECORD

|       |   |   |   |   |       |   |   |      |   |   |   |   |     |   |   |   |     |
|-------|---|---|---|---|-------|---|---|------|---|---|---|---|-----|---|---|---|-----|
| 92-93 | 1 | 3 | 1 | 1 | 1.000 | 0 | 0 | .000 | 1 | 0 | 1 | 0 | 0-0 | 0 | 0 | 2 | 2.0 |
|-------|---|---|---|---|-------|---|---|------|---|---|---|---|-----|---|---|---|-----|

Three-Point Field Goals: 1992-93, None Attempted.

### RAY WILLIAMS [#20]

6'3" 195 LBS 10/14/54 D: 03/22/13 MINNESOTA '77

>> Transactions: Signed as a free agent on February 21, 1985; the New York Knicks agreed not to exercise its right of first refusal in exchange for a 1985 second-round draft choice...Signed as a free agent by the Los Angeles Clippers on September 26, 1985; Boston agreed not to exercise its right of first refusal in exchange for a 1987 fourth-round draft choice.

|       |    |     |    |     |      |    |    |      |    |    |    |    |      |    |   |     |     |
|-------|----|-----|----|-----|------|----|----|------|----|----|----|----|------|----|---|-----|-----|
| 84-85 | 23 | 459 | 55 | 143 | .385 | 31 | 46 | .674 | 16 | 41 | 57 | 90 | 56-1 | 30 | 5 | 147 | 6.4 |
|-------|----|-----|----|-----|------|----|----|------|----|----|----|----|------|----|---|-----|-----|

Three-Point Field Goals: 1984-85, 6-for-23 (.261).

### SEAN WILLIAMS [#56]

6'10" 235 LBS 09/13/86 BOSTON COLLEGE '07

>> Transactions: Signed as a free agent on April 20, 2012...Traded to Houston along with JaJuan Johnson, E'Twaun Moore and a future second round pick as part of a three team trade that had Boston acquire Courtney Lee and Portland acquire Sasha Pavlovic, two future second round picks and cash considerations on July 20, 2012.

|       |   |    |   |   |      |   |   |       |   |   |    |   |     |   |   |    |     |
|-------|---|----|---|---|------|---|---|-------|---|---|----|---|-----|---|---|----|-----|
| 11-12 | 3 | 42 | 2 | 6 | .333 | 7 | 7 | 1.000 | 4 | 8 | 12 | 3 | 4-0 | 3 | 3 | 11 | 3.7 |
|-------|---|----|---|---|------|---|---|-------|---|---|----|---|-----|---|---|----|-----|

Three-Point Field Goals: 2011-12, 0-for-0 (.000).

#### PLAYOFF RECORD

|       |   |   |   |   |     |   |   |     |   |   |   |   |     |   |   |   |     |
|-------|---|---|---|---|-----|---|---|-----|---|---|---|---|-----|---|---|---|-----|
| 11-12 | 2 | 6 | 0 | 0 | --- | 0 | 0 | --- | 0 | 1 | 1 | 0 | 1-0 | 0 | 0 | 0 | 0.0 |
|-------|---|---|---|---|-----|---|---|-----|---|---|---|---|-----|---|---|---|-----|

Three-Point Field Goals: 2011-12, 0-for-0 (.000).

### SHAMMOND WILLIAMS [#11] 6'1" 201 LBS 04/05/75

NORTH CAROLINA '98

>> Transactions: Acquired from the Seattle SuperSonics with Vin Baker for Kenny Anderson, Joseph Forte and Vitaly Potapenko on July 22, 2002...Traded with a 2003 second-round draft choice to the Denver Nuggets for Mark Blount and Mark Bryant on February 20, 2003.

|       |    |      |     |     |      |    |    |      |    |    |     |     |      |    |   |     |     |
|-------|----|------|-----|-----|------|----|----|------|----|----|-----|-----|------|----|---|-----|-----|
| 02-03 | 51 | 1169 | 134 | 338 | .396 | 48 | 57 | .842 | 12 | 98 | 110 | 128 | 84-0 | 61 | 3 | 372 | 7.3 |
|-------|----|------|-----|-----|------|----|----|------|----|----|-----|-----|------|----|---|-----|-----|

Three-Point Field Goals: 2002-03, 56-for-159 (.352).

### SHELDEN WILLIAMS [#13]

6'9" 250 LBS 10/21/87 DUKE '06

>> Transactions: Signed as a free agent on August 7, 2009.

|       |    |     |    |     |      |    |    |      |    |    |     |    |      |    |    |     |     |
|-------|----|-----|----|-----|------|----|----|------|----|----|-----|----|------|----|----|-----|-----|
| 09-10 | 54 | 597 | 63 | 121 | .521 | 75 | 98 | .765 | 47 | 99 | 146 | 21 | 85-0 | 13 | 21 | 201 | 3.7 |
|-------|----|-----|----|-----|------|----|----|------|----|----|-----|----|------|----|----|-----|-----|

Three-Point Field Goals: 2009-10, 0-for-1 (.000).

#### PLAYOFF RECORD

|       |   |    |   |   |      |   |   |      |   |    |    |   |     |   |   |    |     |
|-------|---|----|---|---|------|---|---|------|---|----|----|---|-----|---|---|----|-----|
| 09-10 | 8 | 57 | 4 | 9 | .444 | 5 | 6 | .833 | 2 | 11 | 13 | 0 | 8-0 | 1 | 0 | 13 | 1.6 |
|-------|---|----|---|---|------|---|---|------|---|----|----|---|-----|---|---|----|-----|

Three-Point Field Goals: 2009-10, 0-for-0 (.000).

### SLY WILLIAMS [#35]

6'7" 215 LBS 01/26/58 RHODE ISLAND '80

>> Transactions: Signed as a free agent on September 26, 1985...Waived on December 2, 1985.

|       |   |    |   |    |      |   |    |      |   |   |    |   |      |   |   |    |     |
|-------|---|----|---|----|------|---|----|------|---|---|----|---|------|---|---|----|-----|
| 85-86 | 6 | 54 | 5 | 21 | .238 | 7 | 12 | .583 | 7 | 8 | 15 | 2 | 15-0 | 1 | 1 | 17 | 2.8 |
|-------|---|----|---|----|------|---|----|------|---|---|----|---|------|---|---|----|-----|

Three-Point Field Goals: 1985-86, 0-for-4 (.000).

### TERRENCE WILLIAMS [#55]

6'6" 220 LBS 06/28/87 LOUISVILLE '09

>> Transactions: Signed as a free agent on February 20, 2013...Waived on June 30, 2013.

|       |    |     |    |    |      |   |    |      |   |    |    |    |      |    |   |     |     |
|-------|----|-----|----|----|------|---|----|------|---|----|----|----|------|----|---|-----|-----|
| 12-13 | 24 | 318 | 48 | 97 | .495 | 9 | 21 | .489 | 4 | 40 | 44 | 38 | 13-0 | 11 | 2 | 110 | 4.6 |
|-------|----|-----|----|----|------|---|----|------|---|----|----|----|------|----|---|-----|-----|

Three-Point Field Goals: 2012-13, 5-for-5 (.333).

#### PLAYOFF RECORD

|       |   |    |   |    |      |   |   |      |   |   |    |   |     |   |   |   |     |
|-------|---|----|---|----|------|---|---|------|---|---|----|---|-----|---|---|---|-----|
| 12-13 | 5 | 48 | 2 | 10 | .200 | 1 | 2 | .500 | 1 | 9 | 10 | 6 | 3-0 | 0 | 1 | 5 | 1.0 |
|-------|---|----|---|----|------|---|---|------|---|---|----|---|-----|---|---|---|-----|

Three-Point Field Goals: 2012-13, 0-for-3 (.000).

### WILLIE WILLIAMS [#28]

6'7" 200 LBS 07/28/46 FLORIDA STATE '70

|       |    |    |   |    |      |   |   |      |  |  |    |   |     |  |  |    |     |
|-------|----|----|---|----|------|---|---|------|--|--|----|---|-----|--|--|----|-----|
| 70-71 | 16 | 56 | 6 | 32 | .188 | 3 | 5 | .600 |  |  | 10 | 2 | 8-0 |  |  | 15 | 0.9 |
|-------|----|----|---|----|------|---|---|------|--|--|----|---|-----|--|--|----|-----|

### BOBBY WILSON [#42]

6'1" 180 LBS 01/15/51 WICHITA STATE '74

>> Transactions: Signed as a free agent on January 28, 1971...Waived on April 1, 1971.

|       |    |     |    |    |      |    |    |      |   |   |   |    |      |   |   |    |     |
|-------|----|-----|----|----|------|----|----|------|---|---|---|----|------|---|---|----|-----|
| 76-77 | 25 | 131 | 19 | 59 | .322 | 11 | 13 | .846 | 3 | 6 | 9 | 14 | 19-0 | 3 | 0 | 49 | 2.0 |
|-------|----|-----|----|----|------|----|----|------|---|---|---|----|------|---|---|----|-----|

| YEAR  | G       | MIN | FGM   | FGA | PCT     | FTM | FTA      | PCT  | OFF                | DEF | TOT | AST | PF-DQ | ST | BL | PTS | AVG |
|---|---------|-----|-------|-----|---------|-----|----------|------|--------------------|-----|-----|-----|-------|----|----|-----|-----|
| JOE WOLF [#42]  |         |     | 6'11" |     | 230 LBS |     | 12/17/67 |      | NORTH CAROLINA '87 |     |     |     |       |    |    |     |     |
| >> Transactions: Signed as a free agent October 2, 1992...Waived on November 19, 1992 (also played 21 games for Portland in 1992-93). |         |     |       |     |         |     |          |      |                    |     |     |     |       |    |    |     |     |
| 92-93   | 2       | 9   | 0     | 1   | .000    | 1   | 2        | .500 | 1                  | 2   | 3   | 0   | 2-0   | 0  | 1  | 1   | 0.5 |
| RUBEN WOLKOWYSKI [#45]  |         |     | 6'10" |     | 275 LBS |     | 09/30/73 |      | NO COLLEGE         |     |     |     |       |    |    |     |     |
| >> Transactions: Signed as a free agent on September 14, 2002...Waived on February 21, 2003.  |         |     |       |     |         |     |          |      |                    |     |     |     |       |    |    |     |     |
| 02-03   | 7       | 24  | 2     | 4   | .500    | 1   | 4        | .250 | 0                  | 1   | 1   | 1   | 3-0   | 0  | 0  | 5   | 0.7 |
| Three-Point Field Goals: 2002-03, 0-for-1 (.000).   |         |     |       |     |         |     |          |      |                    |     |     |     |       |    |    |     |     |
| A. J. WYNDER [#12]  |         |     | 6'2"  |     | 180 LBS |     | 09/11/64 |      | FAIRFIELD '87      |     |     |     |       |    |    |     |     |
| >> Transactions: Signed on March 25, 1991 to a 10-day contract...Signed for the remainder of the season on April 12, 1991.            |         |     |       |     |         |     |          |      |                    |     |     |     |       |    |    |     |     |
| 90-91   | 6       | 39  | 3     | 12  | .250    | 6   | 8        | .750 | 1                  | 2   | 3   | 8   | 1-0   | 1  | 0  | 12  | 2.0 |
| Three-Point Field Goals: 1990-91, 0-for-1 (.000).   |         |     |       |     |         |     |          |      |                    |     |     |     |       |    |    |     |     |
| PLAYOFF RECORD  |         |     |       |     |         |     |          |      |                    |     |     |     |       |    |    |     |     |
| 90-91   | INJURED |     |       |     |         |     |          |      |                    |     |     |     |       |    |    |     |     |



### 1\*

Never worn by a player.  
\*Retired in honor of founder  
Walter Brown

### 2\*

Never worn by a player.  
\*Retired in honor of Coach,  
President and General Manager  
Arnold "Red" Auerbach

### 3\*

Mel Hirsch.....1946-47  
Chuck Hoefler.....1946-48  
George Nostrand.....1948-50  
John Hazen.....1948-49  
(also wore #10)  
\*Dennis Johnson.....1983-90

### 4

Wyndol Gray.....1946-47  
Saul Mariaschin.....1947-48  
Tony Lavelli.....1949-50  
(also wore #11)  
Sonny Hertzberg.....1949-51  
Ken Rollins.....1952-53  
Carl Braun.....1961-62  
Clyde Lovellette.....1962-64  
(also wore #34)  
Gerry Ward.....1964-65  
Jim Paxson.....1987-90  
Larry Robinson.....1991-92  
Sherman Douglas.....1991-92  
(also wore #20)  
Alaa Abdelnaby.....1992-94  
David Wesley.....1994-97  
Chauncey Billups.....1997-98  
Popeye Jones.....1997-99  
Tony Battie.....1999-03  
(also wore #40)  
Chris Mihm.....2003-04  
Ryan Gomes.....2005-07  
J.R. Giddens.....2008-10  
Nate Robinson.....2010-11  
Nenad Krstic.....2010-11  
Marquis Daniels.....2010-12  
(also wore #8, #7)  
Jason Terry.....2012-13  
Keith Bogans.....2013-14  
Marcus Thornton.....2014-Present

### 5

Tony Kappen.....1946-47  
Moe Becker.....1946-47  
Dick Murphy.....1946-47  
Cecil Hankins.....1947-48  
Bill Roberts.....1948-49  
Ed Leede.....1949-51  
Lucian (Skip) Whittaker.....1954-55  
John Thompson.....1964-66  
(also wore #18)  
Bill Walton.....1985-88  
John Bagley.....1989-93  
Jay Humphries.....1994-95  
Junior Burroughs.....1995-96  
Michael Hawkins.....1996-97  
Ron Mercer.....1997-99  
Wayne Turner.....1999-00  
Jamel Thomas.....1999-00  
Jerome Moiso.....2000-01  
Roshown McLeod.....2001-02  
Kedrick Brown.....2002-03  
(also wore #42)  
Michael Stewart.....2003-05  
Gerald Green.....2005-07  
Kevin Garnett.....2007-13

### 6

John Simmons.....1946-47  
George Munroe.....1947-48  
Hank Beenders.....1948-49  
Tom Kelly.....1948-49  
\*Bill Russell.....1956-69

### 7

Warren Fenley.....1946-47  
Mel Riebe.....1947-49  
(also wore #9)  
Dermie O'Connell.....1948-50  
Don Barksdale.....1953-55  
(also wore #17)  
Emmette Bryant.....1968-70  
Art (Hambo) Williams.....1970-74  
Ernie DiGregorio.....1977-78  
Nate (Tiny) Archibald.....1978-83  
Andre Turner.....1986-87  
Kelvin Upshaw.....1988-90  
Dee Brown.....1990-98  
Kenny Anderson.....1997-02  
Tony Delk.....2002-03  
(also wore #28)  
Chuck Atkins.....2003-04  
Tom Gugliotta.....2004-05  
Al Jefferson.....2005-07  
(also wore #8)  
Mikki Moore.....2008-09  
(also wore #31)  
Marquis Daniels.....2009-10  
(also wore #8)  
Jermaine O'Neal.....2010-12  
Jared Sullinger.....2012-Present

### 8

Al Brightman.....1946-47  
Phil Fairman.....1948-49  
Howie Shannon.....1949-50  
Scott Wedman.....1982-87  
(also wore #20)  
Kenny Battle.....1991-93  
James Blackwell.....1994-95  
Antoine Walker.....1996-03  
Al Jefferson.....2004-05  
(also wore #7)  
Antoine Walker.....2004-05  
(also wore #88)  
Brandon Wallace.....2007-08  
Stephon Marbury.....2008-09  
Marquis Daniels.....2010-11  
Jeff Green.....2010-11, 2012-Present

### 9

Harold Kottman.....1946-47  
Mel Riebe.....1947-49  
(also wore #7)  
George Kalitan.....1948-49  
Al Butler.....1961-62  
Greg Minor.....1994-00  
Doug Overton.....2000-01  
(also wore #20)  
Milt Palacio.....2000-02  
J.R. Bremer.....2002-03  
Justin Reed.....2004-06  
Rajon Rondo.....2006-present

### 10\*

Connie Simmons.....1946-48  
Meyer (Mike) Bloom.....1947-48  
Stan Noszka.....1947-49  
(also wore #11)  
John Hazen.....1948-49  
(also wore #3)  
John Ezersky.....1948-50  
(also wore #16)  
Gene Englund.....1949-50  
Clarence (Kleggie) Hermesen.....1950-51  
\*Jolo White.....1969-79

### 11

Kevin (Chuck) Connors.....1946-48  
Stan Noszka.....1947-49  
(also wore #10)  
Chuck Halbert.....1948-49  
Tony Lavelli.....1949-50  
(also wore #4)  
Chuck Cooper.....1950-54  
Mel Counts.....1964-66  
Jim Barnett.....1966-67  
Mal Graham.....1967-69  
Steve Kuberski.....1969-74  
(also wore #33)

### 11 CONT.

Charlie Scott.....1975-78  
Bob McAdoo.....1978-79  
Tracy Jackson.....1981-82  
Sam Vincent.....1985-87  
Dirk Minniefeld.....1987-88  
Michael Smith.....1989-91  
Stojko Vrankovic.....1991-92  
(also wore #52)  
Dana Barros.....1995-00  
(also wore #13)  
Randy Brown.....2000-01  
Shammond Williams.....2002-03  
Mark Bryant.....2002-03  
Marcus Banks.....2003-06  
Glen Davis.....2007-2011  
Sasha Pavlovic.....2011-12  
(also wore #77)  
Courtney Lee.....2012-14  
Jerryd Bayless.....2013-14  
Evan Turner.....2014-Present

### 12

Art Spector.....1946-50  
Bob Donham.....1950-54  
Togo Palazzi.....1954-57  
Dan Swartz.....1962-63  
Willie Naulls.....1963-66  
Ron Watts.....1965-67  
Tom Thacker.....1967-68  
Don Chaney.....1968-75 & 1977-80  
(also wore #42)  
Sidney Wicks.....1976-78  
Jerry Sichting.....1985-88  
Otis Birdsong.....1988-89  
A. J. Wynder.....1990-91  
Kevin Pritchard.....1991-92  
Bart Kofoed.....1992-93  
Chris Corchiani.....1993-94  
Dominique Wilkins.....1994-95  
Bruce Bowen.....1997-99  
Chris Herren.....2000-01  
Bimbo Coles.....2002-03  
Ricky Davis.....2003-06  
Allan Ray.....2006-07  
Bill Walker.....2008-10  
Marcus Landry.....2009-10  
Von Wafer.....2010-11  
Julian Johnson.....2011-12  
Leandro Barbosa.....2012-13  
D.J. White.....2012-13  
MarShon Brooks.....2013-14  
Chris Johnson.....2013-14  
Dwight Powell.....2014-Present

### 13

Mike (Red) Wallace.....1946-47  
Gene Stump.....1947-49  
Brady Walker.....1949-51  
Kenny Sailors.....1950-51  
Dick Mehen.....1950-51  
Bob (Gabby) Harris.....1950-54  
(also wore #18)  
Charles Smith.....1989-91  
Rickey Green.....1991-92  
Todd Day.....1995-97  
Dontae' Jones.....1997-98  
Damon Jones.....1998-99  
Mike James.....2003-04  
Dana Barros.....2003-04  
(also wore #11)  
Delonte West.....2004-07  
Gabe Pruitt.....2007-09  
Shelden Williams.....2009-10  
Delonte West.....2010-11  
Fab Melo.....2012-13  
Vander Blue.....2013-14  
James Young.....2014-Present

### 14\*

Don Eliason.....1946-47  
Gerard Kelly.....1946-47  
(also wore #24)  
Ed Ehlers.....1947-49  
\*Bob Cousy.....1950-63

### 15\*

Hal Crisler.....1946-47  
Jack (Dutch) Garfinkel.....1946-49  
(also wore #21)  
Jim Seminoff.....1948-50  
Dwight (Red) Morrison.....1954-56  
\*Tom Heinsohn.....1956-65

### 16\*

John Ezersky.....1948-50  
(also wore #10)  
John Mahken.....1949-53  
Ed Mikan.....1953-54  
Jack Nichols.....1953-58  
Ben Swain.....1958-59  
John Richter.....1959-60  
\*Tom (Satch) Sanders.....1960-73

### 17\*

Virgil Vaughn.....1946-47  
Bob Duffy.....1946-47  
Jack Hewson.....1947-48  
John Janisch.....1947-48  
John Bach.....1948-49  
Joe Mullaney.....1949-50  
Horace (Bones) McKinney.....1950-52  
Gene Conley.....1952-53 & 1958-61  
Don Barksdale.....1953-55  
(also wore #7)  
Andy Phillip.....1956-58  
\*John Havlicek.....1962-78

### 18\*

Bob (Gabby) Harris.....1950-54  
(also wore #13)  
Bob Brannum.....1951-55  
\*Jim Loscutt.....1955-64  
John Thompson.....1964-66  
(also wore #5)  
Woody Sauldsberry.....1965-66  
Bailey Howell.....1966-70  
\*Dave Cowens.....1970-80  
(also wore #21)  
Bob Doll.....1948-50  
Ed (Moose) Stanczak.....1950-51  
(also wore #21)  
Francis (Mo) Mahoney.....1952-53  
Arnie Risen.....1955-58  
Maurice King.....1959-60  
\*Don Nelson.....1965-76

### 20

Al Lucas.....1948-49  
Dick Hemric.....1955-57  
Lou Tsioropoulos.....1956-59  
(also wore #29)  
Gene Guarilia.....1959-63  
Larry Siegfried.....1963-70  
Rex Morgan.....1970-72  
Phil Hanksin.....1973-75  
Fred Saunders.....1976-78  
Wayne Kreklow.....1980-81  
Scott Wedman.....1982-83  
(also wore #8)  
Ray Williams.....1984-85  
Darren Daye.....1986-88  
Brian Shaw.....1988-89 & 1990-92  
Sherman Douglas.....1991-96  
(also wore #4)  
Tyus Edney.....1997-98  
Marlon Garnett.....1998-99  
Doug Overton.....1999-00  
(also wore #9)  
Bryant Stith.....2000-01  
Erick Strickland.....2001-02  
Jurnaine Jones.....2003-04  
Gary Payton.....2004-05  
Don Dickau.....2005-06  
Ray Allen.....2007-12

## 21\*

|                             |         |
|-----------------------------|---------|
| Jack (Dutch) Garfinkel..... | 1946-49 |
| <b>(also wore #15)</b>      |         |
| Frank (Apples) Kudelka..... | 1950-51 |
| Ed (Moose) Stanczak.....    | 1950-51 |
| <b>(also wore #19)</b>      |         |
| Andy Duncan.....            | 1950-51 |
| *Bill Sharman.....          | 1951-61 |
| Gary Phillips.....          | 1961-62 |
| Jack (The Shot) Foley.....  | 1962-63 |
| John McCarthy.....          | 1962-64 |
| Ron Bonham.....             | 1964-66 |

## 22\*

|                   |         |
|-------------------|---------|
| Ed Sadowski.....  | 1947-48 |
| Bob Kinney.....   | 1948-50 |
| *Ed Macauley..... | 1950-56 |

## 23\*

|                    |                   |
|--------------------|-------------------|
| Dick Dickey.....   | 1951-52           |
| Ernie Barrett..... | 1953-56           |
| *Frank Ramsey..... | 1954-55 & 1956-64 |

## 24\*

|                        |         |
|------------------------|---------|
| Gerard Kelly.....      | 1946-47 |
| <b>(also wore #14)</b> |         |
| Harry Boykoff.....     | 1950-51 |
| Fred Scolari.....      | 1954-55 |
| *Sam Jones.....        | 1957-69 |

## 25\*

|                        |         |
|------------------------|---------|
| *K.C. Jones.....       | 1958-67 |
| <b>(also wore #27)</b> |         |
| Enoch (Bud) Olsen..... | 1968-69 |

## 26

|                        |              |
|------------------------|--------------|
| Toby Kimball.....      | 1966-67      |
| Rick Weitzman.....     | 1967-68      |
| Rick Johnson.....      | 1968-71      |
| Kermit Washington..... | 1977-78      |
| Patrick O'Bryant.....  | 2008-09      |
| Lester Hudson.....     | 2009-10      |
| Phil Pressey.....      | 2013-Present |

## 27

|                        |              |
|------------------------|--------------|
| K.C. Jones.....        | 1958-67      |
| <b>(also wore #25)</b> |              |
| Johnny Jones.....      | 1967-68      |
| Rich Niemann.....      | 1969-70      |
| Bill Dinwiddie.....    | 1969-71      |
| Mark Minor.....        | 1972-73      |
| Kevin Stacom.....      | 1974-78      |
| Marvin Barnes.....     | 1978-79      |
| Jimmy Oliver.....      | 1993-94      |
| Nate Driggers.....     | 1996-97      |
| Danny Fortson.....     | 1999-00      |
| Dwayne Jones.....      | 2005-06      |
| Jordan Crawford.....   | 2013-14      |
| Christian Watford..... | 2014-Present |

## 28

|                            |         |
|----------------------------|---------|
| Sihugo Green.....          | 1965-66 |
| Wayne Embry.....           | 1966-68 |
| Jim (Bad News) Barnes..... | 1968-70 |
| Willie Williams.....       | 1970-71 |
| Clarence Glover.....       | 1971-72 |
| Quinn Buckner.....         | 1982-85 |
| Tony Delk.....             | 2002-03 |
| <b>(also wore #7)</b>      |         |
| Sam Cassell.....           | 2007-08 |
| Michael Pietrus.....       | 2011-12 |

## 29

|                        |         |
|------------------------|---------|
| Lou Tsioropoulos.....  | 1956-59 |
| <b>(also wore #20)</b> |         |
| Henry Finkel.....      | 1969-75 |
| Pervis Ellison.....    | 1994-00 |

## 30

|                        |                   |
|------------------------|-------------------|
| Glen McDonald.....     | 1974-76           |
| Cedric Maxwell.....    | 1977-79           |
| <b>(also wore #31)</b> |                   |
| M.L. Carr.....         | 1979-85           |
| Todd Licht.....        | 1993-94           |
| Blue Edwards.....      | 1994-95           |
| Thomas Hamilton.....   | 1995-96           |
| Marty Conlon.....      | 1996-97 & 1999-00 |
| <b>(also wore #0)</b>  |                   |
| Mark Blount.....       | 2000-06           |
| Sebastian Telfair..... | 2006-07           |

## 30 CONT.

|                      |              |
|----------------------|--------------|
| Rasheed Wallace..... | 2009-10      |
| Troy Murphy.....     | 2010-11      |
| Brandon Bass.....    | 2011-Present |

## 31

|                        |         |
|------------------------|---------|
| Tom Boswell.....       | 1975-78 |
| *Cedric Maxwell.....   | 1977-85 |
| <b>(also wore #30)</b> |         |
| Fred Roberts.....      | 1986-88 |
| Ron Grandison.....     | 1988-89 |
| Xavier McDaniel.....   | 1992-94 |
| Derek Strong.....      | 1994-95 |
| Joe Johnson.....       | 2001-02 |
| Mikki Moore.....       | 2002-03 |
| <b>(also wore #7)</b>  |         |

## 32\*

|                    |         |
|--------------------|---------|
| Steye Downing..... | 1973-75 |
| Ed Searcy.....     | 1975-76 |
| Jeff Judkins.....  | 1978-80 |
| *Kevin McHale..... | 1980-93 |

## 33\*

|                        |         |
|------------------------|---------|
| Garfield Smith.....    | 1970-72 |
| Ben Clyde.....         | 1974-75 |
| Steve Kuberski.....    | 1975-78 |
| <b>(also wore #11)</b> |         |
| *Larry Bird.....       | 1979-92 |

## 34

|                        |           |
|------------------------|-----------|
| Clyde Lovellette.....  | 1962-64   |
| <b>(also wore #4)</b>  |           |
| Bob Nordmann.....      | 1964-65   |
| Jim Ard.....           | 1974-77   |
| Bob Bigelow.....       | 1977-78   |
| <b>(also wore #52)</b> |           |
| Dennis Awtrye.....     | 1978-79   |
| Rick Carlisle.....     | 1984-87   |
| Kevin Gamble.....      | 1988-94   |
| Xavier McDaniel.....   | 1994-95   |
| <b>(also wore #31)</b> |           |
| Doug Smith.....        | 1995-96   |
| Frank Brickowski.....  | 1996-97   |
| Reggie Hanson.....     | 1997-98   |
| Paul Pierce.....       | 1998-2013 |

## 35\*

|                      |         |
|----------------------|---------|
| Paul Silas.....      | 1972-76 |
| Tom Barker.....      | 1978-79 |
| Billy Knight.....    | 1978-79 |
| Charles Bradley..... | 1981-83 |
| Sly Williams.....    | 1985-86 |
| *Reggie Lewis.....   | 1987-93 |

## 36

|                       |              |
|-----------------------|--------------|
| Shaquille O'Neal..... | 2010-11      |
| Marcus Smart.....     | 2014-Present |

## 38

|                     |              |
|---------------------|--------------|
| Vitor Faverani..... | 2013-Present |
|---------------------|--------------|

## 40

|                       |         |
|-----------------------|---------|
| Terry Duerod.....     | 1980-82 |
| Carlos Clark.....     | 1983-85 |
| Dino Radja.....       | 1993-97 |
| Travis Knight.....    | 1997-98 |
| Tony Battie.....      | 1998-99 |
| <b>(also wore #4)</b> |         |
| Calbert Cheaney.....  | 1999-00 |
| Rick Brunson.....     | 2000-01 |
| Joseph Forte.....     | 2001-02 |
| Michael Finley.....   | 2009-10 |

## 41

|                         |              |
|-------------------------|--------------|
| Curtis Rowe.....        | 1976-79      |
| Tony Massenbourg.....   | 1991-92      |
| Marcus Webb.....        | 1992-93      |
| Stacey King.....        | 1996-97      |
| Eric Washington.....    | 1999-00      |
| Bruno Sundov.....       | 2002-03      |
| Michael Olowokandi..... | 2006-07      |
| James Posey.....        | 2007-08      |
| Jarvis Varnado.....     | 2012-13      |
| Kelly Olynyk.....       | 2013-Present |

## 42

|                        |                   |
|------------------------|-------------------|
| Don Chaney.....        | 1968-75 & 1977-80 |
| <b>(also wore #12)</b> |                   |
| Jerome Anderson.....   | 1975-76           |
| Bobby Wilson.....      | 1976-77           |
| Chris Ford.....        | 1978-82           |
| Mark Acres.....        | 1987-89           |
| Dave Popson.....       | 1990-91           |
| Joe Wolf.....          | 1992-93           |
| Steve Hamer.....       | 1996-97           |
| Kedrick Brown.....     | 2001-02           |
| <b>(also wore #5)</b>  |                   |
| Vin Baker.....         | 2002-04           |
| Tony Allen.....        | 2004-10           |
| Shavlik Randolph.....  | 2012-13           |
| Erik Murphy.....       | 2014-Present      |

## 43

|                       |         |
|-----------------------|---------|
| Earl Tatum.....       | 1978-79 |
| Gerald Henderson..... | 1979-84 |
| Conner Henry.....     | 1986-88 |
| Derek Smith.....      | 1990-91 |
| Lorenzo Williams..... | 1992-93 |
| Tony Harris.....      | 1993-95 |
| Brett Szabo.....      | 1996-97 |
| Chris Carr.....       | 2000-01 |
| Grant Long.....       | 2002-03 |
| Kendrick Perkins..... | 2003-11 |
| Kris Joseph.....      | 2012-13 |
| Kris Humphries.....   | 2013-14 |

## 44

|                       |              |
|-----------------------|--------------|
| Paul Westphal.....    | 1972-75      |
| Dave Bing.....        | 1977-78      |
| Pete Maravich.....    | 1979-80      |
| Danny Ainge.....      | 1981-89      |
| Rick Fox.....         | 1991-97      |
| Eric Riley.....       | 1998-99      |
| Adrian Griffin.....   | 1999-01      |
| Jim Welsh.....        | 2003-05      |
| Brian Scalabrine..... | 2005-10      |
| Chris Wilcox.....     | 2011-13      |
| Tyler Zeller.....     | 2014-Present |

## 45

|                      |              |
|----------------------|--------------|
| Frankie Sanders..... | 1978-79      |
| Eric Fernsten.....   | 1979-82      |
| David Thordkill..... | 1985-87      |
| Ramon Rivas.....     | 1988-89      |
| Tony Dawson.....     | 1994-95      |
| Andrew DeClercq..... | 1997-99      |
| Ruben Wolkowsky..... | 2002-03      |
| Raef LaFrentz.....   | 2003-06      |
| Carlos Arroyo.....   | 2010-11      |
| Gerald Wallace.....  | 2013-Present |

## 50

|                    |         |
|--------------------|---------|
| Greg Kite.....     | 1983-88 |
| Matt Wenstrom..... | 1993-94 |
| Theo Ratliff.....  | 2006-07 |
| Eddie House.....   | 2007-10 |
| Ryan Hollins.....  | 2011-12 |

## 51

|                      |         |
|----------------------|---------|
| Charles Claxton..... | 1995-96 |
| Todd Mundt.....      | 1995-96 |
| Kevinn Pinkney.....  | 2006-07 |
| Keyon Dooling.....   | 2011-12 |

## 52

|                        |         |
|------------------------|---------|
| Norm Cook.....         | 1976-77 |
| Bob Bigelow.....       | 1977-78 |
| <b>(also wore #34)</b> |         |
| Earl Williams.....     | 1978-79 |
| Darren Tillis.....     | 1982-83 |
| Stojko Vrankovic.....  | 1990-91 |
| <b>(also wore #11)</b> |         |
| Vitaly Potapenko.....  | 1998-02 |
| Ernest Brown.....      | 2003-04 |
| Chris Babb.....        | 2013-14 |

## 53

|                    |         |
|--------------------|---------|
| Rick Robey.....    | 1978-83 |
| Artis Gilmore..... | 1987-88 |
| Joe Kleine.....    | 1988-93 |
| Alton Lister.....  | 1995-97 |

## 54

|                                  |         |
|----------------------------------|---------|
| Zaid Abdul Aziz (Don Smith)..... | 1977-78 |
| Brad Lohaus.....                 | 1987-89 |
| Ed Pinckney.....                 | 1988-94 |
| Larry Sykes.....                 | 1995-96 |
| Rodney Rogers.....               | 2002    |

## 55

|                        |                   |
|------------------------|-------------------|
| Acie Earl.....         | 1993-95           |
| Eric Williams.....     | 1995-97 & 1999-03 |
| John Thomas.....       | 1997-98           |
| Zan Tabak.....         | 1997-98           |
| Dwayne Schintzius..... | 1998-99           |
| Wally Szczerbiak.....  | 2006-07           |
| Luke Harangody.....    | 2010-11           |
| E'Twaun Moore.....     | 2011-12           |
| Tim Frazier.....       | 2014-Present      |

## 56

|                     |         |
|---------------------|---------|
| Brandon Hunter..... | 2003-04 |
| Sean Williams.....  | 2011-12 |

## 66

|                   |         |
|-------------------|---------|
| Scot Pollard..... | 2007-08 |
|-------------------|---------|

## 77

|                      |              |
|----------------------|--------------|
| Sasha Pavlovic.....  | 2010-11      |
| Rodney McGruder..... | 2014-Present |

## 86

|                    |         |
|--------------------|---------|
| Semih Erden.....   | 2010-11 |
| Chris Johnson..... | 2010-11 |

## 88

|                       |         |
|-----------------------|---------|
| Antoine Walker.....   | 2004-05 |
| <b>(also wore #8)</b> |         |

## 93

|                  |         |
|------------------|---------|
| P. J. Brown..... | 2007-08 |
|------------------|---------|

## 98

|                    |         |
|--------------------|---------|
| Jason Collins..... | 2012-13 |
|--------------------|---------|

## 99

|                     |           |
|---------------------|-----------|
| Roy Rogers, Jr..... | 1997-1998 |
| Danko Milicic.....  | 2012-13   |

## 0

|                        |              |
|------------------------|--------------|
| Eric Montross.....     | 1994-96      |
| Julius Nwosu.....      | 1996-97      |
| Marty Conlon.....      | 1996-97      |
| <b>(also wore #30)</b> |              |
| Walter McCarty.....    | 1996-05      |
| Orien Greene.....      | 2005-06      |
| Leon Powe.....         | 2006-09      |
| Oliver Lafayette.....  | 2009-10      |
| Avery Bradley.....     | 2010-Present |

## 00\*

|                     |         |
|---------------------|---------|
| *Robert Parish..... | 1980-94 |
|---------------------|---------|

RND NAME..... PICK..... COLLEGE

### 1947

1. Eddie Ehlers.....1.....Purdue
2. Gene Stump.....DePaul
3. Saul Mariaschin.....Harvard

### 1948

1. George Hauptfuehrer.....Harvard

### 1949

1. Tony Lavelli.....Yale
2. George Kaftan.....Holy Cross
3. Bill Tom.....Rice
4. Ed Little.....Denver Junior College
5. Bill Simpson.....Bates
6. Bill Vandenburgh.....Washington
7. Duane Klueh.....Indiana State
8. Emerson Speicher.....Bowling Green
9. Bill Weight.....Brigham Young
10. Russ Washburn.....Colby

### 1950

1. Charlie Share.....Bowling Green
2. Chuck Cooper.....Duquesne
3. Bob Donham.....Ohio State
4. Ken Reeves.....Louisville
5. Jack Shelton.....Oklahoma A & M
6. Frank Mahoney.....Brown
7. Dale Barnstable.....Kentucky
8. Frank Oftring.....Holy Cross
9. Bob Cope.....Montana State
10. Matt Forman.....Holy Cross

### 1951

1. Ernie Barrett.....Kansas State
2. John Furlong.....Pepperdine
3. Bill Garrett.....Indiana
4. John Azary.....Columbia
5. Bob Barnett.....Evansville
6. Rip Gish.....Western Kentucky
7. Jim Luisi.....St. Francis (N.Y.)
8. Hugo Kapplar.....North Carolina State

### 1952

1. Bill Stauffer.....Missouri
2. Jim Iverson.....Kansas State
3. J.C. Maze.....Southwest Texas State
4. Bob Hedderick.....Canisius
5. Don Johnson.....Oklahoma A & M
6. Jim Buchanan.....Nebraska
7. Fred Eydt.....Cornell
8. Gordon Mungier.....Spring Hill
9. Jim Dilling.....Holy Cross
- \*10. Gene Conley.....Washington State

\*(Selected after draft meeting)

RND NAME..... PICK..... COLLEGE

### 1953

1. Frank Ramsey.....Kentucky
2. Chet Noe.....Oregon
3. Cliff Hagan.....Kentucky
4. Earle Markey.....Holy Cross
5. John Holup.....George Washington
6. Vern Stokes.....St. Francis (NY)
7. Lou Tsiropoulos.....Kentucky
8. Ted Lallier.....Colby
9. Lewis Gilcrease.....Southwest Texas
10. Tom Lillis.....St. Louis
11. Gil Reich.....Kansas
12. Jim Doherty.....Whitworth

### 1954

1. Togo Palazzi.....Holy Cross
2. Dwight Morrison.....Idaho
3. Henry Daubenschmidt.....St. Francis (NY)
4. Ron Perry.....Holy Cross
5. Troy Burrus.....West Texas
6. Otto Krieghauser.....Washington (MO)
7. Paul Estergaard.....Bradley
8. Jim Young.....Santa Clara
9. Tony Daukas.....Boston College
10. Bill Johnson.....Nebraska

### 1955

1. Jim Loscutt.....Oregon
2. Dick Hemric.....Wake Forest
3. Buzz Wilkinson.....Virginia
4. Bart Leach.....Pennsylvania
5. Bob Patterson.....Tulsa
6. John Mahoney.....William and Mary
7. John Moore.....UCLA
8. Dean Parsons.....Washington
9. Nick Romanoff.....College of Pacific
10. Jim Ahearn.....Connecticut
11. Carl Hartman.....Alderson-Broadbudd
12. Mark Davis.....Marietta
13. Henry Dooley.....Wiley
14. Bob Scuddelari.....Cooper Union

### 1956

1. Bill Russell.....2.....San Francisco
- \* 1. Tom Heinsohn.....Holy Cross
2. K.C. Jones.....San Francisco
3. George Linn.....Alabama
4. Dan Swartz.....Morehead
5. Bill Logan.....Iowa
6. Don Boldebeck.....Houston
7. O'Neal Weaver.....Midwestern (TX)
8. Vic Molodet.....North Carolina State
9. Jim Houston.....Brandeis
10. Theophileus Lloyd.....Maryland State

\* Territorial Choice

RND NAME..... PICK..... COLLEGE

## 1957

1. Sam Jones .....8.....North Carolina Central
2. Dick O'Neal .....16.....Texas Christian
3. Chuck Schramm .....24.....Western Illinois
4. Jim Ashmore .....32.....Mississippi State
5. Grady Wallace .....40.....South Carolina
6. Maurice King .....48.....Kansas
7. Dick Grott .....55.....Denver
8. Bill Von Weghe .....62.....Rhode Island
9. Joe Gibbon .....69.....Mississippi
10. Jack Butcher .....75.....Memphis State
11. Dick Neal .....78.....Indiana

## 1958

1. Ben Swain .....8.....Texas Southern
2. Jim Smith .....15.....Steubenville
3. Jim Cunningham .....23.....Fordham
4. Don Flora .....31.....Washington and Lee
5. Gene Brown .....39.....San Francisco
6. Dave Kelleher .....47.....Morehead
7. Rudy Finderson .....55.....Brandeis

## 1959

1. John Richter .....8.....North Carolina State
2. Gene Guarilia .....16.....George Washington
3. Ralph Crosthwaite .....24.....Eastern Kentucky
4. Ed Kazakovich .....32.....Scranton
5. Don Lange .....40.....William and Mary
6. Bob Cummings .....48.....Boston University

## 1960

1. Tom Sanders .....8.....New York University
2. Leroy Wright .....16.....College of Pacific
3. Mike Graney .....24.....Notre Dame
4. Sid Cohen .....32.....Kentucky
5. Wayne Lawrence .....40.....Texas A & M
6. George Newman .....48.....Kentucky

## 1961

1. Gary Phillips .....9.....Houston
2. Al Butler .....17.....Niagara
3. Bill Depp .....31.....Vanderbilt
4. Carl Cole .....39.....Eastern Kentucky
5. Bob DiStefano .....48.....North Carolina State
6. Ned Twyman .....57.....Duchesne
7. Mel Klein .....66.....Aberdeen State

## 1962

1. John Havlicek .....7.....Ohio State
2. Jack Foley .....16.....Holy Cross
3. Jim Hadnot .....25.....Providence
4. Roger Strickland .....34.....Jacksonville
5. Gary Daniels .....43.....Citadel
6. Jim Hooley .....52.....Boston College
7. Clyde Arnold .....60.....Duchesne
8. Chuck Chevalier .....69.....Boston College
9. Mike Gingsier .....78.....

Brown

RND NAME..... PICK..... COLLEGE

## 1963

1. Bill Green .....8.....Colorado State
3. Chuck Kriston .....26.....Valparaiso
4. Connie McGuire .....35.....Southeast Oklahoma
5. W.D. Stroud .....44.....Mississippi State
6. Vinnie Ernst .....53.....Providence
7. Herb McGee .....62.....Philadelphia Textile

## 1964

1. Mel Counts .....7.....Oregon State
2. Ron Bonham .....16.....Cincinnati
3. John Thompson .....25.....Providence
4. Joe Strawder .....34.....Bradley
5. Nick Werkman .....43.....Seton Hall
6. Laverne Tart .....52.....Bradley
7. Rich Falk .....61.....Northwestern
8. Jeff Blue .....70.....Butler
9. Charlie Kelley .....77.....West Virginia
10. Duane Corriveau .....84.....Clark

## 1965

1. Ollie Johnson .....7.....San Francisco
2. Ron Watts .....13.....Wake Forest
3. Toby Kimball .....22.....Connecticut
4. Richie Tarrant .....31.....St. Michael's
5. Don Davidson .....40.....Davidson
6. Hack Tison .....49.....Duke
7. George Deehan .....58.....Lenoir Rhyne

## 1966

1. Jim Barnett .....8.....Oregon
2. Leon Clark .....18.....Wyoming
3. Gary Turner .....28.....Texas Christian
4. John Austin .....38.....Boston College
6. Charlie Hunter .....58.....Oklahoma City
7. Gerry Ward .....67.....Maryland
8. Russ Gumina .....76.....San Francisco

## 1967

1. Mal Graham .....11.....New York University
4. Neville Shed .....40.....Texas—El Paso
5. Mike Redd .....52.....Kentucky Wesleyan
6. Ed Hummer .....64.....Princeton
7. Edgar Lacey .....76.....UCLA
8. Andy Anderson .....88.....Canisius
9. Henry Brown .....99.....Lowell Tech
10. Rick Weitzman .....110.....Northeastern
11. Joe Harrington .....120.....Maryland

RND NAME..... PICK..... COLLEGE

### 1968

1. Don Chaney ..... 12 ..... Houston
3. Garfield Smith ..... 32 ..... Eastern Kentucky
4. Rich Johnson ..... 46 ..... Grambling
5. Thad Jaracz ..... 60 ..... Kentucky
6. Jerry Newsome ..... 74 ..... Indiana State
7. Mike Lewis ..... 88 ..... Duke
8. Julius Keye ..... 102 ..... Alcorn A & M
9. Bill Butler ..... 116 ..... St. Bonaventure
10. Ivan Leschinsky ..... 130 ..... Long Island
11. Tom Neimeir ..... 143 ..... Evansville
12. Bill Langheld ..... 156 ..... Fordham
13. Art Stephenson ..... 168 ..... Rhode Island
14. Keith Hochstein ..... 179 ..... Holy Cross

### 1969

1. JoJo White ..... 9 ..... Kansas
3. Julius Keye ..... 38 ..... Alcorn A & M
4. Steve Kuberski ..... 52 ..... Bradley
5. George Thompson ..... 66 ..... Marquette
6. Dolph Puliam ..... 80 ..... Drake
7. Jim Johnson ..... 94 ..... Wisconsin
8. Bob Whitmore ..... 108 ..... Notre Dame
9. Gordon Smith ..... 122 ..... Cincinnati
10. Jim Picka ..... 136 ..... High Point
11. Larry Frinston ..... 150 ..... Kenyon
12. Rod Forbes ..... 163 ..... Boston State
13. Billy Evans ..... 175 ..... Boston College

### 1970

1. Dave Cowens ..... 4 ..... Florida State
2. Rex Morgan ..... 21 ..... Jacksonville
3. Willie Williams ..... 38 ..... Florida State
4. John McKinney ..... 55 ..... Norfolk State
5. Tom Carter ..... 72 ..... Paul Quinn
6. Rod McIntyre ..... 89 ..... Jacksonville
7. Charlie Scott ..... 106 ..... North Carolina
8. Bob Croft ..... 123 ..... Tennessee
9. Tom Little ..... 140 ..... Seattle
10. Mike Maloy ..... 157 ..... Davidson

### 1971

1. Clarence Glover ..... 10 ..... Western Kentucky
2. Jim Rose ..... 28 ..... Western Kentucky
3. Dave Robisch ..... 44 ..... Kansas
4. Randy Denton ..... 61 ..... Duke
6. Thorpe Webber ..... 95 ..... Vanderbilt
7. Skip Young ..... 112 ..... Florida State
8. John Ribock ..... 129 ..... South Carolina
9. Ray Green ..... 145 ..... California State (Pa.)
10. Dave Dover ..... 161 ..... Harvard
11. Reggie Brooks ..... 176 ..... NH College
12. Alan Dalton ..... 189 ..... Suffolk
13. Leroy Chalk ..... 201 ..... Nebraska

RND NAME..... PICK..... COLLEGE

### 1972

1. Paul Westphal ..... 10 ..... Southern California
2. Dennis Wuycik ..... 27 ..... North Carolina
3. Wayne Grabiec ..... 44 ..... Michigan
4. Nate Stephens ..... 61 ..... Long Beach
5. Bryan Adrian ..... 77 ..... Davidson
6. Doug Holcomb ..... 94 ..... Memphis State
7. Steve Previs ..... 111 ..... North Carolina
8. Sam McCarney ..... 127 ..... Oral Roberts
10. Marty Hunt ..... 154 ..... Kenyon
11. Mark Minor ..... 165 ..... Ohio State
12. Phil Stephens ..... 173 ..... South Carolina State

### 1973

1. Steve Downing ..... 17 ..... Indiana
2. Phil Hankinson ..... 35 ..... Pennsylvania
3. Martinez Denmon ..... 52 ..... Iowa State
4. Richard Fuqua ..... 69 ..... Oral Roberts
5. Byron Jones ..... 86 ..... San Francisco
6. Joe Cafferky ..... 103 ..... North Carolina State
7. Mike Stewart ..... 120 ..... Santa Clara
8. Robert White ..... 137 ..... Sam Houston
9. Corky Taylor ..... 151 ..... Minnesota
10. Steve Turner ..... 165 ..... Vanderbilt
11. Ed Hastings ..... 174 ..... Villanova
12. Bruce Winkler ..... 182 ..... Santa Clara
13. Scott Koelzer ..... 188 ..... Montana State
14. Rick Williams ..... 193 ..... Iowa
15. James Gilchrist ..... 198 ..... Florida Southern
16. Sam Barber ..... 202 ..... Bethune Cookman
17. Lamont King ..... 206 ..... Long Beach State
18. Peter Gavitt ..... 208 ..... Maine
19. Tom Austin ..... 210 ..... Massachusetts

### 1974

1. Glenn McDonald ..... 17 ..... Long Beach State
2. Kevin Stacom ..... 35 ..... Providence
3. Roscoe Pondexter ..... 53 ..... Long Beach State
4. Lerman Battle ..... 71 ..... Fairmont State
5. Ben Clyde ..... 89 ..... Florida State
6. Gene Harmon ..... 107 ..... Creighton
7. Ron Brown ..... 125 ..... Penn State
8. Richard Wallace ..... 143 ..... Georgia Southern
9. Al Skinner ..... 160 ..... Massachusetts
10. Phil Rodgers ..... 177 ..... Fairfield

### 1975

1. Tom Boswell ..... 17 ..... South Carolina
3. Jerome Anderson ..... 53 ..... West Virginia
4. Cyrus Mann ..... 72 ..... Illinois State
5. Darrell Brown ..... 89 ..... Fordham
6. Rick Coleman ..... 108 ..... Jacksonville
7. Al Boswell ..... 125 ..... Oral Roberts
8. Roger Morningstar ..... 144 ..... Kansas
9. Robert Rhodes ..... 159 ..... Albany State
10. Bill Endicott ..... 174 ..... Massachusetts

RND NAME..... PICK..... COLLEGE

## 1976

1. Norm Cook.....16.....Kansas
3. Jerrel Fort.....51.....Nebraska
4. Lewis Linder.....67.....Kentucky State
5. Lewis McKinney.....85.....St. Louis
6. Art Collins.....103.....Biscayne
7. Ralph Drollinger.....121.....UCLA
8. John Clark.....139.....Northeastern
9. Bill Collins.....157.....Boston College
10. Otho Tucker.....175.....Illinois

## 1977

1. Cedric Maxwell.....12.....UNC-Charlotte
3. Skip Brown.....56.....Wake Forest
4. Jeff Cummings.....78.....Tulane
5. Bill Langloh.....100.....Virginia
6. Ray Pace.....122.....Rutgers-Camden
7. Dave Kyle.....142.....Cleveland State
8. Tom Harris.....161.....Bowling Green

## 1978

1. Larry Bird.....6.....Indiana State
1. Freeman Williams.....8.....Portland State
2. Jeff Judkins.....30.....Utah
3. Dana Skinner.....50.....Merrimack
4. Dave Nelson.....72.....Bloomfield (N.J.)
5. Greg Tynes.....94.....Seton Hall
6. Dave Winey.....116.....Minnesota
7. Steve Balkun.....137.....Fairfield
8. Kim Fisher.....156.....Fairfield
9. Les Anderson.....173.....George Washington
10. Walter Harrigan.....188.....Brandeis

## 1979

3. Wayne Kreklow.....53.....Drake
3. Ernesto Malcolm.....61.....Briardcliff
4. Nick Galis.....68.....Seton Hall
5. Jimmy Allen.....90.....New Haven
6. Marvin Delph.....110.....Arkansas
7. Steve Castellani.....130.....Virginia
8. Glen Sudhop.....149.....North Carolina State
9. Kevin Sinnett.....168.....Navy
10. Alton Byrd.....186.....Columbia

## 1980

1. Kevin McHale.....3.....Minnesota
2. Arnette Hallman.....46.....Purdue
3. Ron Perry Jr.....54.....Holy Cross
3. Donald Newman.....69.....Idaho
4. Kevin Hamilton.....92.....Iona
5. Rufus Harris.....115.....Maine
6. Ken Evans.....138.....Norfolk State
7. Les Henson.....160.....Virginia Tech
8. Steve Wright.....179.....Boston University
9. Brian Jung.....199.....Northwestern
10. John Nolan.....214.....Providence

RND NAME..... PICK..... COLLEGE

## 1981

1. Charles Bradley.....23.....Wyoming
2. Tracy Jackson.....25.....Notre Dame
2. Danny Ainge.....31.....Brigham Young
3. John Johnson.....69.....Michigan
4. Stanley Williams.....91.....LaSalle
5. Glen Grunwald.....115.....Indiana
6. Steve Waite.....137.....Iowa
7. Tom Seaman.....161.....Holy Cross
8. George Morrow.....182.....Creighton
9. Greg McCray.....203.....Va. Comm.
10. Ken Matthews.....222.....No. Car. St.

## 1982

1. Darren Tillis.....23.....Cleveland State
2. Tony Guy.....46.....Kansas
3. Perry Moss.....69.....Northeastern
4. Greg Stewart.....92.....Tulsa
5. William Brown.....115.....St. Peter's
6. John Schweitz.....138.....Richmond
7. Phil Collins.....161.....West Virginia
8. Ed Spriggs.....184.....Georgetown
9. Panayoti Giannakis.....205.....Hellenic
10. Landon Turner.....225.....Indiana

## 1983

1. Greg Kite.....21.....Brigham Young
3. Winfred King.....52.....E. Tenn. St.
3. Craig Robinson.....68.....Virginia
4. Carlos Clark.....91.....Mississippi
5. Rob Reitz.....114.....Stonehill
6. Paul Atkins.....137.....Dallas Baptist
7. Ron Jackson.....160.....Providence
8. Trent Johnson.....183.....Pittsburgh
9. John Rice.....205.....UMass-Boston
10. Andy Kupec.....226.....Bentley

## 1984

1. Michael Young.....24.....Houston
2. Ronnie Williams.....47.....Florida
3. Rick Carlisle.....70.....Virginia
4. Kevin Mullin.....93.....Princeton
5. Todd Orlando.....116.....Bentley
6. Steve Carfino.....139.....Iowa
7. Mark VanValkenburg.....162.....Fram. State
8. Champ Godboldt.....184.....Holy Cross
9. Joe Dickson.....206.....Merrimack
10. Dan Trant.....228.....Clark

## 1985

1. Sam Vincent.....20.....Michigan State
3. Andre Battle.....70.....Loyola (IL)
4. Cliff Webber.....93.....Liberty Baptist
5. Albert Butts.....116.....LaSalle
6. Ralph Lewis.....139.....LaSalle
7. Chris Remley.....162.....Rutgers

RND NAME..... PICK..... COLLEGE

### 1986

1. Len Bias.....2.....Maryland
4. Tony Benford.....93.....Texas Tech
5. Dave Colbert.....116.....Dayton
6. Greg Wendt.....139.....Detroit
7. Tom Ivey.....162.....Boston U.

### 1987

1. Reggie Lewis.....22.....Northeastern
2. Brad Lohaus.....45.....Iowa
4. Tom Sheehy.....70.....Virginia
4. Darryl Kennedy.....91.....Oklahoma
5. David Butler.....114.....California
6. Tim Naegeli.....137.....Wisc-Stevens Point
7. Gerry Corcoran.....160.....Northeastern

### 1988

1. Brian Shaw.....24.....UCSB
3. Gerald Paddio.....74.....UNLV

### 1989

1. Michael Smith.....13.....Brigham Young
2. Dino Radja.....40.....Croatia

### 1990

1. Dee Brown.....19.....Jacksonville

### 1991

1. Rick Fox.....24.....North Carolina

### 1992

1. Jon Barry.....21.....Georgia Tech
2. Darren Morningstar.....47.....Pittsburgh

### 1993

1. Acie Earl.....19.....Iowa

### 1994

1. Eric Montross.....8.....North Carolina
2. Andrei Fetisov.....36.....Forum Valladolid

### 1995

1. Eric Williams.....14.....Providence
2. Junior Burrough.....33.....Virginia

### 1996

1. Antoine Walker.....6.....Kentucky
2. Steve Hamer.....38.....Tennessee

### 1997

1. Chauncey Billups.....3.....Colorado
1. Ron Mercer.....6.....Kentucky
2. Ben Pepper.....56.....Newcastle Falcons (NBL)

### 1998

1. Paul Pierce.....10.....Kansas

### 1999

2. Kris Clark.....55.....Texas

### 2000

1. Jerome Moiso.....11.....UCLA
2. Josip Sesar\*.....49.....Cibona Zagreb

\*originally selected by Seattle, acquired in draft day trade

### 2001

1. Joe Johnson.....10.....Arkansas
1. Kedrick Brown.....11.....Okaloosa-Walton CC
1. Joseph Forte.....21.....North Carolina

RND NAME..... PICK..... COLLEGE

### 2002

2. Darius Songaila.....50.....Wake Forest

### 2003

1. Troy Bell.....16.....Boston College\*
1. Dahntay Jones.....20.....Duke\*
2. Brandon Hunter.....56.....Ohio University

\* Picks traded on Draft Night to the Memphis Grizzlies for Marcus Banks (selected 11<sup>th</sup>) & Kendrick Perkins (selected 27<sup>th</sup>).

### 2004

1. Al Jefferson.....15.....Prentiss H.S. (MS)
1. Delonte West.....24.....St. Josephs
1. Tony Allen.....25.....Oklahoma State
2. Justin Reed.....40.....Mississippi

### 2005

1. Gerald Green.....18.....Gulf Shores Academy (TX)
2. Ryan Gomes.....50.....Providence
2. Orlen Greene.....53.....Louisiana-Lafayette

### 2006

1. Rajon Rondo.....21.....Kentucky\*
2. Leon Powe.....49.....California\*

\* Picks acquired on Draft Night, Rondo from the Phoenix Suns and Powe from the Denver Nuggets.

### 2007

1. Jeff Green.....5.....Georgetown\*
2. Gabe Pruitt.....32.....Southern California

\* Draft rights traded with Wally Szczerbiak and Delonte West to the Seattle Supersonics in exchange for Ray Allen and the draft rights to Glen Davis (selected 35<sup>th</sup>).

### 2008

1. J.R. Giddens.....30.....New Mexico
2. Bill Walker.....47.....Kansas State\*
2. Semih Erden.....60.....Turkey

\* Pick acquired draft night from Washington.

### 2009

2. Lester Hudson.....58.....Tennessee-Martin

### 2010

1. Avery Bradley.....19.....Texas
2. Luke Harangody.....52.....Notre Dame

### 2011

1. MarShon Brooks.....25.....Providence\*
2. ETwaun Moore.....55.....Purdue

\* Draft rights traded to New Jersey in exchange for the draft rights to Julian Johnson (selected 27<sup>th</sup>).

### 2012

1. Jared Sullinger.....21.....Ohio State
1. Fab Melo.....22.....Syracuse
2. Kris Joseph.....51.....Syracuse

### 2013

1. Lucas Nogueira.....16.....Brazil\*\*
2. Colton Iverson.....53.....Colorado State\*\*

\* Draft rights traded to Dallas along with two future second round picks in exchange for the draft rights to Kelly Olynyk (selected 13<sup>th</sup>).

\*\* Draft rights acquired from Indiana in exchange for cash considerations.

### 2014

1. Marcus Smart.....6.....Oklahoma State
2. James Young.....17.....Kentucky

## PRESIDENTS

|                   |                |
|-------------------|----------------|
| 1946-63.....      | Walter Brown   |
| 1963-65.....      | Lou Pieri      |
| 1965-67.....      | Jack Waldron   |
| 1967-68.....      | Clarence Adams |
| 1968-70.....      | Jack Waldron   |
| 1970-97.....      | Red Auerbach   |
| 1997-01.....      | Rick Pitino    |
| 2001-07.....      | Red Auerbach   |
| 2007-present..... | Rich Gotham    |

## GENERAL MANAGERS

|                   |   |
|-------------------|---|
| 1946-50.....      | Walter Brown  |
| 1950-64.....      | Walter Brown (Business Operations)/<br>Red Auerbach (Basketball Operations) |
| 1964-84.....      | Red Auerbach  |
| 1984-90.....      | Jan Volk  |
| 1990-94.....      | Dave Gavitt (Senior Executive VP)/<br>Jan Volk (GM)                         |
| 1994-97.....      | Jan Volk (GM)/M.L. Carr<br>(Director of Basketball Operations)              |
| 1997-2007.....    | Chris Wallace   |
| 2003-present..... | Danny Ainge<br>(President of Basketball Operations)                         |

## HEAD COACHES

|                   |   |
|-------------------|---|
| 1946-48.....      | Honey Russell<br>Released after 1947-48   |
| 1948-50.....      | Doggie Julian<br>Hired April 11, 1948;<br>Resigned after 1949-50  |
| 1950-66.....      | Red Auerbach<br>Hired April 27, 1950;<br>Announced resignation before 1965-66,<br>effective after the 1966 playoffs   |
| 1966-69.....      | Bill Russell<br>Retired as player/coach after 1968-69 season  |
| 1969-78.....      | Tom Heinsohn<br>Released January 3, 1978  |
| 1978.....         | Tom Sanders<br>Hired January 3, 1978;<br>Released November, 1978  |
| 1978-79.....      | Dave Cowens<br>Relinquished coaching duties after 1978-79   |
| 1979-83.....      | Bill Fitch<br>Hired May 23, 1979; Resigned May 27, 1983   |
| 1983-88.....      | K.C. Jones<br>Hired June 7, 1983;<br>Announced resignation on May 3, 1988,<br>effective after the 1988 playoffs       |
| 1988-90.....      | Jim Rodgers<br>Released May 8, 1990   |
| 1990-95.....      | Chris Ford<br>Hired June 12, 1990; Released May 17, 1995  |
| 1995-97.....      | M.L. Carr<br>Hired June 20, 1995,<br>Relinquished H.C. title April 30, 1997   |
| 1997-01.....      | Rick Pitino<br>Hired May 8, 1997<br>Resigned January 8, 2001<br>Jim O'Brien named Interim Head Coach                  |
| 2001-2004.....    | Jim O'Brien<br>Named Head Coach April 24, 2001<br>Resigned January 27, 2004.<br>John Carroll named Interim Head Coach |
| 2004-13.....      | Glenn "Doc" Rivers<br>Hired April 29, 2004<br>Released from contract on June 25, 2013                                 |
| 2013-Present..... | Brad Stevens<br>Hired July 3, 2013  |

## ASSISTANT COACHES

|                   |                  |
|-------------------|------------------|
| 1946-48.....      | Danny Silva      |
| 1948-50.....      | Henry McCarthy   |
| 1949-50.....      | Art Spector      |
| 1972-77.....      | John Killilea    |
| 1977-78.....      | Tom Sanders      |
| 1977-83.....      | K.C. Jones       |
| 1978-79.....      | Bob MacKinnon    |
| 1980-88.....      | Jim Rodgers      |
| 1983-90.....      | Chris Ford       |
| 1984-88.....      | Ed Badger        |
| 1988-90.....      | Lanny Van Eman   |
| 1990-96.....      | Don Casey        |
| 1990-94.....      | Jon P. Jennings  |
| 1993-97.....      | Dennis Johnson   |
| 1995-97.....      | John Kuester     |
| 1997-98.....      | Winston Bennett  |
| 1998-00.....      | Andy Enfield     |
| 1997-01.....      | Jim O'Brien      |
| 1997-04.....      | John Carroll     |
| 1998-04.....      | Lester Conner    |
| 2001-04.....      | Dick Harter      |
| 2001-04.....      | Frank Vogel      |
| 2002-04.....      | Joe Gallagher    |
| 2004-06.....      | Jim Brewer       |
| 2004-06.....      | Paul Pressey     |
| 2004-05.....      | Kevin Eastman    |
| 2006-13.....      | Kevin Eastman    |
| 2004-07.....      | Tony Brown       |
| 2004-13.....      | Armond Hill      |
| 2004-07.....      | Dave Wohl        |
| 2006-10.....      | Clifford Ray     |
| 2007-10.....      | Tom Thibodeau    |
| 2007-13.....      | Mike Longabardi  |
| 2010-11.....      | Roy Rogers       |
| 2010-11.....      | Lawrence Frank   |
| 2011-present..... | Jamie Young      |
| 2011-13.....      | Tyrone Lue       |
| 2012-present..... | Jay Larranaga    |
| 2013-14.....      | Ron Adams        |
| 2013-present..... | Micah Shrewsbury |
| 2013-present..... | Walter McCarty   |

## TEAM CAPTAINS (SINCE 1950)

|                   |   |
|-------------------|---|
| 1950-63.....      | Bob Cousy                                 |
| 1963-69.....      | Bill Russell                              |
| 1969-78.....      | John Havlicek                             |
| 1978-80.....      | Dave Cowens                               |
| 1980-92.....      | Larry Bird                                |
| 1992-93.....      | Reggie Lewis                              |
| 1993-94.....      | Robert Parish                             |
| 1994-95.....      | Dee Brown and Dominique Wilkins           |
| 1995-96.....      | Dee Brown                                 |
| 1996-97.....      | Rick Fox                                  |
| 1997-98.....      | Dee Brown, Pervis Ellison, Antoine Walker |
| 1998-99.....      | Antoine Walker                            |
| 1999-00.....      | Antoine Walker and Dana Barros            |
| 2000-03.....      | Antoine Walker and Paul Pierce            |
| 2003-13.....      | Paul Pierce                               |
| 2014-Present..... | Rajon Rondo                               |

## BY YEAR

\* NBA Championships ..

| YEAR           | COACH                       | REGULAR SEASON |    | PLAYOFFS |   |
|----------------|-----------------------------|----------------|----|----------|---|
|                |                             | W              | L  | W        | L |
| 1946-47.....   | John (Honey) Russell.....   | 22             | 38 | -        | - |
| 1947-48.....   | John (Honey) Russell.....   | 20             | 28 | 1        | 2 |
| 1948-49.....   | Alvin (Doggie) Julian.....  | 25             | 35 | -        | - |
| 1949-50.....   | Alvin (Doggie) Julian.....  | 22             | 46 | -        | - |
| 1950-51.....   | Arnold (Red) Auerbach.....  | 39             | 30 | 0        | 2 |
| 1951-52.....   | Arnold (Red) Auerbach.....  | 39             | 27 | 1        | 2 |
| 1952-53.....   | Arnold (Red) Auerbach.....  | 46             | 25 | 3        | 3 |
| 1953-54.....   | Arnold (Red) Auerbach.....  | 42             | 30 | 2        | 4 |
| 1954-55.....   | Arnold (Red) Auerbach.....  | 36             | 36 | 3        | 4 |
| 1955-56.....   | Arnold (Red) Auerbach.....  | 39             | 33 | 1        | 2 |
| * 1956-57..... | Arnold (Red) Auerbach.....  | 44             | 28 | 7        | 3 |
| 1957-58.....   | Arnold (Red) Auerbach.....  | 49             | 23 | 6        | 5 |
| * 1958-59..... | Arnold (Red) Auerbach.....  | 52             | 20 | 8        | 3 |
| * 1959-60..... | Arnold (Red) Auerbach.....  | 59             | 16 | 8        | 5 |
| * 1960-61..... | Arnold (Red) Auerbach.....  | 57             | 22 | 8        | 2 |
| * 1961-62..... | Arnold (Red) Auerbach.....  | 60             | 20 | 8        | 6 |
| * 1962-63..... | Arnold (Red) Auerbach.....  | 58             | 22 | 8        | 5 |
| * 1963-64..... | Arnold (Red) Auerbach.....  | 59             | 21 | 8        | 2 |
| * 1964-65..... | Arnold (Red) Auerbach.....  | 62             | 18 | 8        | 4 |
| * 1965-66..... | Arnold (Red) Auerbach.....  | 54             | 26 | 11       | 6 |
| 1966-67.....   | Bill Russell.....           | 60             | 21 | 4        | 5 |
| * 1967-68..... | Bill Russell.....           | 54             | 28 | 12       | 7 |
| * 1968-69..... | Bill Russell.....           | 48             | 34 | 12       | 6 |
| 1969-70.....   | Tom Heinsohn.....           | 34             | 48 | -        | - |
| 1970-71.....   | Tom Heinsohn.....           | 44             | 38 | -        | - |
| 1971-72.....   | Tom Heinsohn.....           | 56             | 26 | 5        | 6 |
| 1972-73.....   | Tom Heinsohn.....           | 68             | 14 | 7        | 6 |
| * 1973-74..... | Tom Heinsohn.....           | 56             | 26 | 12       | 6 |
| 1974-75.....   | Tom Heinsohn.....           | 60             | 22 | 6        | 5 |
| * 1975-76..... | Tom Heinsohn.....           | 54             | 28 | 12       | 6 |
| 1976-77.....   | Tom Heinsohn.....           | 44             | 38 | 5        | 4 |
| 1977-78.....   | Tom Heinsohn.....           | 11             | 23 | -        | - |
| .....          | Thomas (Satch) Sanders..... | 21             | 27 | -        | - |
| 1978-79.....   | Thomas (Satch) Sanders..... | 2              | 12 | -        | - |
| .....          | Dave Cowens.....            | 27             | 41 | -        | - |
| 1979-80.....   | Bill Fitch.....             | 61             | 21 | 5        | 4 |
| * 1980-81..... | Bill Fitch.....             | 62             | 20 | 12       | 5 |

| YEAR           | COACH                   | REGULAR SEASON |      | PLAYOFFS |     |
|----------------|-------------------------|----------------|------|----------|-----|
|                |                         | W              | L    | W        | L   |
| 1981-82.....   | Bill Fitch.....         | 63             | 19   | 7        | 5   |
| 1982-83.....   | Bill Fitch.....         | 56             | 26   | 2        | 5   |
| * 1983-84..... | K.C. Jones.....         | 62             | 20   | 15       | 8   |
| 1984-85.....   | K.C. Jones.....         | 63             | 19   | 13       | 8   |
| * 1985-86..... | K.C. Jones.....         | 67             | 15   | 15       | 3   |
| 1986-87.....   | K.C. Jones.....         | 59             | 23   | 13       | 10  |
| 1987-88.....   | K.C. Jones.....         | 57             | 25   | 9        | 8   |
| 1988-89.....   | Jim Rodgers.....        | 42             | 40   | 0        | 3   |
| 1989-90.....   | Jim Rodgers.....        | 52             | 30   | 2        | 3   |
| 1990-91.....   | Chris Ford.....         | 56             | 26   | 5        | 6   |
| 1991-92.....   | Chris Ford.....         | 51             | 31   | 6        | 4   |
| 1992-93.....   | Chris Ford.....         | 48             | 34   | 1        | 3   |
| 1993-94.....   | Chris Ford.....         | 32             | 50   | -        | -   |
| 1994-95.....   | Chris Ford.....         | 35             | 47   | 1        | 3   |
| 1995-96.....   | M.L. Carr.....          | 33             | 49   | -        | -   |
| 1996-97.....   | M.L. Carr.....          | 15             | 67   | -        | -   |
| 1997-98.....   | Rick Pitino.....        | 36             | 46   | -        | -   |
| 1998-99.....   | Rick Pitino.....        | 19             | 31   | -        | -   |
| 1999-00.....   | Rick Pitino.....        | 35             | 47   | -        | -   |
| 2000-01.....   | Rick Pitino.....        | 12             | 22   | -        | -   |
| .....          | Jim O'Brien.....        | 24             | 24   | -        | -   |
| 2001-02.....   | Jim O'Brien.....        | 49             | 33   | 9        | 7   |
| 2002-03.....   | Jim O'Brien.....        | 44             | 38   | 4        | 6   |
| 2003-04.....   | Jim O'Brien.....        | 22             | 24   | -        | -   |
| .....          | John Carroll.....       | 14             | 22   | 0        | 4   |
| 2004-05.....   | Glenn "Doc" Rivers..... | 45             | 37   | 3        | 4   |
| 2005-06.....   | Glenn "Doc" Rivers..... | 33             | 49   | 0        | 0   |
| 2006-07.....   | Glenn "Doc" Rivers..... | 24             | 58   | 0        | 0   |
| * 2007-08..... | Glenn "Doc" Rivers..... | 66             | 16   | 16       | 10  |
| 2008-09.....   | Glenn "Doc" Rivers..... | 62             | 20   | 7        | 7   |
| 2009-10.....   | Glenn "Doc" Rivers..... | 50             | 32   | 15       | 9   |
| 2010-11.....   | Glenn "Doc" Rivers..... | 56             | 26   | 5        | 4   |
| 2011-12.....   | Glenn "Doc" Rivers..... | 39             | 27   | 11       | 9   |
| 2012-13.....   | Glenn "Doc" Rivers..... | 41             | 40   | 2        | 4   |
| 2013-14.....   | Brad Stevens.....       | 25             | 57   | -        | -   |
| TOTALS.....    | 17 COACHES.....         | 3133           | 2181 | 344      | 253 |

## BY COACH

| COACH                   | REGULAR SEASON |             | PLAYOFFS     |        |
|-------------------------|----------------|-------------|--------------|--------|
| John Russell.....       | 42-66.....     | (.389)..... | 1-2.....     | (.333) |
| Alvin Julian.....       | 47-81.....     | (.367)..... | 0-0.....     | (.000) |
| Red Auerbach.....       | 795-397.....   | (.667)..... | 90-58.....   | (.608) |
| Bill Russell.....       | 162-83.....    | (.661)..... | 28-18.....   | (.609) |
| Tom Heinsohn.....       | 427-263.....   | (.619)..... | 47-33.....   | (.588) |
| Tom Sanders.....        | 23-39.....     | (.371)..... | 0-0.....     | (.000) |
| Dave Cowens.....        | 27-41.....     | (.397)..... | 0-0.....     | (.000) |
| Bill Fitch.....         | 242-86.....    | (.738)..... | 26-19.....   | (.578) |
| K.C. Jones.....         | 308-102.....   | (.751)..... | 65-37.....   | (.637) |
| Jim Rodgers.....        | 94-70.....     | (.573)..... | 2-6.....     | (.250) |
| Chris Ford.....         | 222-188.....   | (.541)..... | 13-16.....   | (.448) |
| M.L. Carr.....          | 48-116.....    | (.293)..... | 0-0.....     | (.000) |
| Rick Pitino.....        | 102-146.....   | (.411)..... | 0-0.....     | (.000) |
| Jim O'Brien.....        | 139-119.....   | (.538)..... | 13-13.....   | (.500) |
| John Carroll.....       | 14-22.....     | (.388)..... | 0-4.....     | (.000) |
| Glenn "Doc" Rivers..... | 416-305.....   | (.577)..... | 59-47.....   | (.557) |
| Brad Stevens.....       | 25-57.....     | (.305)..... | 0-0.....     | (.000) |
| TOTALS.....             | 3133-2181..... | (.590)..... | 344-253..... | (.576) |

| YEAR          | HOME            | ROAD             | NEUTRAL       | TOTAL            | PCT  | POS | GA/GB |
|---------------|-----------------|------------------|---------------|------------------|------|-----|-------|
| 1946-47       | 14-16           | 8-22             |               | 22-38            | .367 | 6   | -27   |
| 1947-48       | 11-13           | 9-15             |               | 20-28            | .417 | 3   | -7    |
| 1948-49       | 17-12           | 7-20             | 1-3           | 25-35            | .417 | 5   | -13   |
| 1949-50       | 12-14           | 5-28             | 5-4           | 22-46            | .324 | 6   | -31   |
| 1950-51       | 26-6            | 9-22             | 4-2           | 39-30            | .565 | 2   | -25   |
| 1951-52       | 22-7            | 10-19            | 7-1           | 39-27            | .591 | 2   | -1    |
| 1952-53       | 21-3            | 11-18            | 14-4          | 46-25            | .648 | 3   | -15   |
| 1953-54       | 16-6            | 11-19            | 15-5          | 42-30            | .583 | 2   | -2    |
| 1954-55       | 20-5            | 5-22             | 11-9          | 36-36            | .500 | 3   | -7    |
| 1955-56       | 20-7            | 12-15            | 7-11          | 39-33            | .542 | 2   | -6    |
| 1956-57       | 27-4            | 12-19            | 5-5           | 44-28            | .611 | 1   | +6    |
| 1957-58       | 25-4            | 17-13            | 7-6           | 49-23            | .681 | 1   | +8    |
| 1958-59       | 26-4            | 13-15            | 13-1          | 52-20            | .722 | 1   | +12   |
| 1959-60       | 25-2            | 23-9             | 11-5          | 59-16            | .787 | 1   | +10   |
| 1960-61       | 21-7            | 24-11            | 12-4          | 57-22            | .722 | 1   | +11   |
| 1961-62       | 23-5            | 26-12            | 11-3          | 60-20            | .750 | 1   | +11   |
| 1962-63       | 25-5            | 21-16            | 12-1          | 58-22            | .725 | 1   | +10   |
| 1963-64       | 26-4            | 21-17            | 12-0          | 59-21            | .738 | 1   | +4    |
| 1964-65       | 27-3            | 27-11            | 8-4           | 62-18            | .755 | 1   | +14   |
| 1965-66       | 26-5            | 19-18            | 9-3           | 54-26            | .675 | 2   | -1    |
| 1966-67       | 27-4            | 25-11            | 8-6           | 60-21            | .741 | 2   | -8    |
| 1967-68       | 28-9            | 20-16            | 6-3           | 54-28            | .659 | 2   | -8    |
| 1968-69       | 24-12           | 21-19            | 3-3           | 48-34            | .585 | 4   | -9    |
| 1969-70       | 16-21           | 13-27            | 5-0           | 34-48            | .415 | 6   | -26   |
| 1970-71       | 25-14           | 18-22            | 1-2           | 44-38            | .537 | 3   | -8    |
| 1971-72       | 32-9            | 21-16            | 3-1           | 56-26            | .683 | 1   | +8    |
| 1972-73       | 33-6            | 32-8             | 3-0           | 68-14            | .829 | 1   | +11   |
| 1973-74       | 26-6            | 21-18            | 9-2           | 56-26            | .683 | 1   | +7    |
| 1974-75       | 28-13           | 32-9             |               | 60-22            | .732 | 1   | +11   |
| 1975-76       | 31-10           | 23-18            |               | 54-28            | .659 | 1   | +8    |
| 1976-77       | 28-13           | 16-25            |               | 44-38            | .537 | 2   | -6    |
| 1977-78       | 24-17           | 8-33             |               | 32-50            | .390 | 3   | -23   |
| 1978-79       | 21-20           | 8-33             |               | 29-53            | .354 | 5   | -25   |
| 1979-80       | 35-6            | 26-15            |               | 61-21            | .744 | 1   | +2    |
| 1980-81       | 35-6            | 27-14            |               | 62-20            | .756 | 1   | 0     |
| 1981-82       | 35-6            | 28-13            |               | 63-19            | .768 | 1   | +5    |
| 1982-83       | 33-8            | 23-18            |               | 56-26            | .683 | 2   | -9    |
| 1983-84       | 33-8            | 29-12            |               | 62-20            | .756 | 1   | +10   |
| 1984-85       | 35-6            | 28-13            |               | 63-19            | .768 | 1   | +5    |
| 1985-86       | 40-1            | 27-14            |               | 67-15            | .817 | 1   | +13   |
| 1986-87       | 39-2            | 20-21            |               | 59-23            | .720 | 1   | +14   |
| 1987-88       | 36-5            | 21-20            |               | 57-25            | .695 | 1   | +19   |
| 1988-89       | 32-9            | 10-31            |               | 42-40            | .512 | 3   | -10   |
| 1989-90       | 30-11           | 22-19            |               | 52-30            | .634 | 2   | -1    |
| 1990-91       | 35-6            | 21-20            |               | 56-26            | .683 | 1   | +12   |
| 1991-92       | 34-7            | 17-24            |               | 51-31            | .622 | 1   | 0     |
| 1992-93       | 28-13           | 20-21            |               | 48-34            | .585 | 2   | -12   |
| 1993-94       | 18-23           | 14-27            |               | 32-50            | .390 | 5   | -25   |
| 1994-95       | 20-21           | 15-26            |               | 35-47            | .427 | 3   | -22   |
| 1995-96       | 18-23           | 15-26            |               | 33-49            | .402 | 5   | -27   |
| 1996-97       | 11-30           | 4-37             |               | 15-67            | .183 | 7   | -46   |
| 1997-98       | 24-17           | 12-29            |               | 36-46            | .439 | 6   | -19   |
| 1998-99       | 10-15           | 9-16             |               | 19-31            | .380 | 5   | -14   |
| 1999-00       | 26-15           | 9-32             |               | 35-47            | .427 | 5   | -17   |
| 2000-01       | 20-21           | 16-25            |               | 36-46            | .439 | 5   | -20   |
| 2001-02       | 27-14           | 22-19            |               | 49-33            | .598 | 2   | -3    |
| 2002-03       | 25-16           | 19-22            |               | 44-38            | .537 | 3   | -5    |
| 2003-04       | 19-22           | 17-24            |               | 36-46            | .439 | 4   | -11   |
| 2004-05       | 27-14           | 18-23            |               | 45-37            | .549 | 1   | +2    |
| 2005-06       | 21-20           | 12-29            |               | 33-49            | .400 | 3   | -16   |
| 2006-07       | 12-29           | 12-29            |               | 24-58            | .293 | 5   | -23   |
| 2007-08       | 35-6            | 31-10            |               | 66-16            | .805 | 1   | +25   |
| 2008-09       | 35-6            | 27-14            |               | 62-20            | .756 | 1   | +21   |
| 2009-10       | 24-17           | 26-15            |               | 50-32            | .610 | 1   | +10   |
| 2010-11       | 33-8            | 23-18            |               | 56-26            | .683 | 1   | +14   |
| 2011-12       | 24-9            | 15-18            |               | 39-27            | .591 | 1   | +3    |
| 2012-13       | 27-13           | 14-27            |               | 41-40            | .506 | 3   | -12.5 |
| 2013-14       | 16-25           | 9-32             |               | 25-57            | .305 | 4   | -23   |
| <b>TOTALS</b> | <b>1725-744</b> | <b>1206-1349</b> | <b>202-88</b> | <b>3133-2181</b> |      |     |       |
|               | <b>(.698)</b>   | <b>(.472)</b>    | <b>(.697)</b> | <b>(.590)</b>    |      |     |       |

| SEASON              | OCT           | NOV            | DEC            | JAN            | FEB            | MARCH          | APRIL          | MAY        | TOTAL            |
|---------------------|---------------|----------------|----------------|----------------|----------------|----------------|----------------|------------|------------------|
| 1946-47.....        | 0-0           | 2-10           | 3-10           | 8-5            | 4-6            | 5-7            | 0-0            |            | 22-38            |
| 1947-48.....        | 0-0           | 5-5            | 6-4            | 3-9            | 3-7            | 3-3            | 0-0            |            | 20-28            |
| 1948-49.....        | 0-0           | 5-8            | 5-6            | 3-12           | 6-5            | 6-4            | 0-0            |            | 25-35            |
| 1949-50.....        | 0-0           | 4-11           | 7-6            | 4-10           | 6-9            | 1-10           | 0-0            |            | 22-46            |
| 1950-51.....        | 0-0           | 10-7           | 7-6            | 9-5            | 9-6            | 4-6            | 0-0            |            | 39-30            |
| 1951-52.....        | 0-0           | 9-4            | 8-6            | 6-6            | 9-7            | 7-4            | 0-0            |            | 39-27            |
| 1952-53.....        | 1-0           | 8-5            | 10-6           | 10-9           | 10-3           | 7-2            | 0-0            |            | 46-25            |
| 1953-54.....        | 0-0           | 5-8            | 12-8           | 7-6            | 13-6           | 5-2            | 0-0            |            | 42-30            |
| 1954-55.....        | 0-2           | 5-5            | 8-7            | 12-6           | 7-10           | 4-6            | 0-0            |            | 36-36            |
| 1955-56.....        | 0-0           | 5-4            | 10-5           | 11-11          | 9-8            | 4-5            | 0-0            |            | 39-33            |
| 1956-57.....        | 1-0           | 10-3           | 9-7            | 11-6           | 10-7           | 3-5            | 0-0            |            | 44-28            |
| 1957-58.....        | 3-0           | 12-1           | 9-6            | 9-8            | 12-5           | 4-3            | 0-0            |            | 49-23            |
| 1958-59.....        | 0-1           | 10-4           | 13-4           | 13-4           | 13-4           | 3-3            | 0-0            |            | 52-20            |
| 1959-60.....        | 3-0           | 12-4           | 15-0           | 11-7           | 15-4           | 3-1            | 0-0            |            | 59-16            |
| 1960-61.....        | 2-1           | 12-2           | 10-8           | 14-5           | 12-5           | 7-1            | 0-0            |            | 57-22            |
| 1961-62.....        | 2-0           | 12-3           | 15-2           | 10-8           | 15-5           | 6-2            | 0-0            |            | 60-20            |
| 1962-63.....        | 4-1           | 11-4           | 9-5            | 14-6           | 13-5           | 7-1            | 0-0            |            | 58-22            |
| 1963-64.....        | 4-0           | 11-1           | 10-4           | 11-8           | 15-6           | 8-2            | 0-0            |            | 59-21            |
| 1964-65.....        | 8-0           | 8-5            | 15-2           | 15-2           | 11-4           | 5-5            | 0-0            |            | 62-18            |
| 1965-66.....        | 3-3           | 11-2           | 10-4           | 10-7           | 12-7           | 8-3            | 0-0            |            | 54-26            |
| 1966-67.....        | 4-1           | 11-3           | 12-4           | 13-4           | 10-5           | 10-4           | 0-0            |            | 60-21            |
| 1967-68.....        | 5-0           | 10-5           | 10-5           | 10-7           | 12-5           | 7-6            | 0-0            |            | 54-28            |
| 1968-69.....        | 4-2           | 11-4           | 7-6            | 12-6           | 7-9            | 7-7            | 0-0            |            | 48-34            |
| 1969-70.....        | 2-4           | 5-11           | 8-7            | 7-10           | 8-7            | 4-9            | 0-0            |            | 34-48            |
| 1970-71.....        | 5-5           | 8-5            | 9-7            | 8-9            | 8-8            | 6-4            | 0-0            |            | 44-38            |
| 1971-72.....        | 6-2           | 8-7            | 13-3           | 10-6           | 10-5           | 9-3            | 0-0            |            | 56-26            |
| 1972-73.....        | 9-0           | 9-3            | 11-3           | 12-3           | 12-4           | 15-1           | 0-0            |            | 68-14            |
| 1973-74.....        | 5-3           | 11-1           | 13-2           | 7-6            | 9-6            | 11-8           | 0-0            |            | 56-26            |
| 1974-75.....        | 3-4           | 8-6            | 10-3           | 13-1           | 10-4           | 13-4           | 3-0            |            | 60-22            |
| 1975-76.....        | 3-0           | 6-6            | 12-3           | 12-4           | 7-5            | 11-6           | 3-4            |            | 54-28            |
| 1976-77.....        | 4-0           | 6-8            | 7-7            | 6-11           | 8-4            | 9-6            | 4-2            |            | 44-38            |
| 1977-78.....        | 1-5           | 6-7            | 4-11           | 4-7            | 7-5            | 8-10           | 2-5            |            | 32-50            |
| 1978-79.....        | 1-6           | 4-10           | 8-5            | 5-10           | 7-5            | 3-12           | 1-5            |            | 29-53            |
| 1979-80.....        | 7-2           | 10-2           | 12-5           | 11-4           | 9-2            | 12-6           | 0-0            |            | 61-21            |
| 1980-81.....        | 6-3           | 9-4            | 14-1           | 14-2           | 8-5            | 11-5           | 0-0            |            | 62-20            |
| 1981-82.....        | 1-1           | 12-1           | 9-5            | 10-4           | 8-4            | 16-1           | 7-3            |            | 63-19            |
| 1982-83.....        | 2-0           | 11-3           | 9-5            | 13-2           | 6-5            | 8-8            | 7-3            |            | 56-26            |
| 1983-84.....        | 1-1           | 11-4           | 12-3           | 11-1           | 8-6            | 13-4           | 6-1            |            | 62-20            |
| 1984-85.....        | 2-0           | 11-1           | 13-5           | 11-3           | 10-3           | 12-3           | 4-4            |            | 63-19            |
| 1985-86.....        | 2-1           | 13-1           | 8-5            | 12-1           | 11-3           | 15-2           | 6-2            |            | 67-15            |
| 1986-87.....        | 1-0           | 9-4            | 10-5           | 13-2           | 9-4            | 11-5           | 6-3            |            | 59-23            |
| 1987-88.....        | 0-0           | 10-4           | 7-5            | 14-3           | 8-5            | 11-4           | 7-4            |            | 57-25            |
| 1988-89.....        | 0-0           | 8-7            | 5-7            | 7-8            | 6-7            | 11-4           | 5-7            |            | 42-40            |
| 1989-90.....        | 0-0           | 8-7            | 9-4            | 9-5            | 7-6            | 9-6            | 10-2           |            | 52-30            |
| 1990-91.....        | 0-0           | 12-2           | 11-3           | 9-6            | 9-4            | 11-5           | 4-6            |            | 56-26            |
| 1991-92.....        | 0-0           | 10-6           | 9-4            | 8-7            | 4-9            | 11-4           | 9-1            |            | 51-31            |
| 1992-93.....        | 0-0           | 5-8            | 7-9            | 10-4           | 7-4            | 13-3           | 6-6            |            | 48-34            |
| 1993-94.....        | 0-0           | 7-7            | 5-10           | 8-6            | 0-12           | 5-8            | 7-7            |            | 32-50            |
| 1994-95.....        | 0-0           | 7-6            | 4-11           | 5-9            | 6-6            | 6-11           | 7-4            |            | 35-47            |
| 1995-96.....        | 0-0           | 5-7            | 7-9            | 4-11           | 4-9            | 8-8            | 5-5            |            | 33-49            |
| 1996-97.....        | 0-0           | 4-10           | 2-11           | 4-11           | 1-13           | 2-14           | 2-8            |            | 15-67            |
| 1997-98.....        | 1-0           | 6-9            | 7-5            | 6-10           | 7-6            | 4-11           | 5-5            |            | 36-46            |
| 1998-99.....        |               |                |                |                | 6-5            | 4-14           | 9-9            |            | 19-31            |
| 1999-00.....        | 0-0           | 7-7            | 5-9            | 8-7            | 3-10           | 7-9            | 5-5            | 0-3        | 35-47            |
| 2000-01.....        | 0-0           | 7-8            | 5-10           | 7-8            | 6-6            | 8-7            | 3-7            |            | 36-46            |
| 2001-02.....        | 1-1           | 6-5            | 11-5           | 8-8            | 5-7            | 11-6           | 7-1            |            | 49-33            |
| 2002-03.....        | 0-2           | 10-3           | 9-7            | 7-8            | 7-5            | 7-9            | 4-4            |            | 44-38            |
| 2003-04.....        | 2-0           | 5-9            | 9-8            | 6-10           | 3-9            | 9-5            | 2-5            |            | 36-46            |
| 2004-05.....        | 0-0           | 5-8            | 8-8            | 8-8            | 8-4            | 9-5            | 7-4            |            | 45-37            |
| 2005-06.....        | 0-0           | 6-8            | 6-9            | 6-10           | 5-6            | 7-9            | 3-7            |            | 33-49            |
| 2006-07.....        | 0-0           | 5-9            | 5-10           | 2-14           | 3-9            | 7-8            | 2-8            |            | 24-58            |
| 2007-08.....        | 0-0           | 13-2           | 13-1           | 10-5           | 9-4            | 13-3           | 8-1            |            | 66-16            |
| 2008-09.....        | 2-0           | 14-2           | 12-3           | 11-4           | 8-4            | 9-6            | 6-1            |            | 62-20            |
| 2009-10.....        | 3-0           | 10-4           | 10-4           | 6-8            | 7-5            | 11-6           | 3-5            |            | 50-32            |
| 2010-11.....        | 2-1           | 11-3           | 11-3           | 12-4           | 7-4            | 9-7            | 4-4            |            | 56-26            |
| 2011-12.....        |               |                | 1-3            | 9-7            | 7-7            | 12-5           | 10-5           |            | 39-27            |
| 2012-13.....        | 0-1           | 9-6            | 5-9            | 8-7            | 8-4            | 8-8            | 3-5            |            | 41-40            |
| 2013-14.....        | 0-1           | 7-11           | 6-6            | 2-15           | 5-6            | 3-12           | 2-6            |            | 25-57            |
| <b>TOTALS .....</b> | <b>116-54</b> | <b>553-350</b> | <b>591-379</b> | <b>599-417</b> | <b>544-394</b> | <b>536-386</b> | <b>194-164</b> | <b>0-3</b> | <b>3133-2181</b> |
|                     | (.682)        | (.612)         | (.609)         | (.590)         | (.580)         | (.581)         | (.542)         | (.000)     | (.590)           |

| SEASON  | 10   | 20    | 30    | 40    | 50    | 60    | 70    | 80    | FINAL |
|---------|------|-------|-------|-------|-------|-------|-------|-------|-------|
| 1946-47 | 1-9  | 5-15  | 9-21  | 15-25 | 18-32 | 22-38 |       |       | 22-38 |
| 1947-48 | 5-5  | 11-9  | 14-16 | 15-25 |       |       |       |       | 20-28 |
| 1948-49 | 5-5  | 9-11  | 12-18 | 13-27 | 19-31 | 25-35 |       |       | 25-35 |
| 1949-50 | 3-7  | 6-14  | 11-19 | 18-32 |       | 21-39 |       |       | 22-46 |
| 1950-51 | 7-3  | 12-8  | 17-13 | 24-16 | 29-21 | 35-25 |       |       | 39-30 |
| 1951-52 | 8-2  | 13-7  | 19-11 | 24-16 | 28-22 | 35-25 |       |       | 39-27 |
| 1952-53 | 6-4  | 13-7  | 19-11 | 26-14 | 30-20 | 38-22 | 46-24 |       | 46-25 |
| 1953-54 | 4-6  | 9-11  | 15-15 | 23-17 | 26-24 | 33-27 | 40-30 |       | 42-30 |
| 1954-55 | 4-6  | 9-11  | 15-15 | 22-18 | 26-24 | 30-30 | 35-35 |       | 36-36 |
| 1955-56 | 6-4  | 11-9  | 18-12 | 24-16 | 28-22 | 33-27 | 38-32 |       | 39-33 |
| 1956-57 | 7-3  | 15-5  | 20-10 | 26-14 | 34-16 | 39-21 | 43-27 |       | 44-28 |
| 1957-58 | 10-0 | 18-2  | 24-6  | 28-12 | 35-15 | 42-18 | 48-22 |       | 49-23 |
| 1958-59 | 5-5  | 12-8  | 22-8  | 30-10 | 37-13 | 45-15 | 51-19 |       | 52-20 |
| 1959-60 | 9-1  | 16-4  | 26-4  | 32-8  | 39-11 | 47-13 | 55-15 |       | 59-16 |
| 1960-61 | 7-3  | 15-5  | 21-9  | 28-12 | 35-15 | 42-18 | 49-21 |       | 57-22 |
| 1961-62 | 9-1  | 17-3  | 26-4  | 33-7  | 38-12 | 44-16 | 52-18 | 60-20 | 60-20 |
| 1962-63 | 8-2  | 15-5  | 21-9  | 26-14 | 34-16 | 42-18 | 50-20 | 58-22 | 58-22 |
| 1963-64 | 9-1  | 18-2  | 25-5  | 31-9  | 37-13 | 44-16 | 51-19 | 59-21 | 59-21 |
| 1964-65 | 10-0 | 15-5  | 24-6  | 33-7  | 42-8  | 49-11 | 57-13 | 62-18 | 62-18 |
| 1965-66 | 7-3  | 14-6  | 22-8  | 28-12 | 34-16 | 41-19 | 47-23 | 54-26 | 54-26 |
| 1966-67 | 9-1  | 15-5  | 23-7  | 29-11 | 38-12 | 45-15 | 53-17 | 59-21 | 60-21 |
| 1967-68 | 9-1  | 15-5  | 23-7  | 28-12 | 34-16 | 41-19 | 48-22 | 54-26 | 54-28 |
| 1968-69 | 7-3  | 14-6  | 20-10 | 27-13 | 32-18 | 36-24 | 42-28 | 46-34 | 48-34 |
| 1969-70 | 3-7  | 6-14  | 11-19 | 17-23 | 20-30 | 26-34 | 30-40 | 33-47 | 34-48 |
| 1970-71 | 5-5  | 10-10 | 19-11 | 23-17 | 28-22 | 32-28 | 37-33 | 42-38 | 44-38 |
| 1971-72 | 8-2  | 13-7  | 18-12 | 27-13 | 34-16 | 42-18 | 47-23 | 54-26 | 56-26 |
| 1972-73 | 10-0 | 17-3  | 26-4  | 33-7  | 41-9  | 48-12 | 57-13 | 66-14 | 68-14 |
| 1973-74 | 7-3  | 16-4  | 24-6  | 31-9  | 37-13 | 43-17 | 48-22 | 56-24 | 56-26 |
| 1974-75 | 6-4  | 11-9  | 18-12 | 26-14 | 36-14 | 42-18 | 50-20 | 58-22 | 60-22 |
| 1975-76 | 5-5  | 13-7  | 21-9  | 28-12 | 35-15 | 40-20 | 48-22 | 53-27 | 54-28 |
| 1976-77 | 6-4  | 12-8  | 17-13 | 20-20 | 23-27 | 31-29 | 36-34 | 42-38 | 44-38 |
| 1977-78 | 2-8  | 7-13  | 10-20 | 14-26 | 19-31 | 23-37 | 29-41 | 31-49 | 32-50 |
| 1978-79 | 2-8  | 5-15  | 10-20 | 14-26 | 19-31 | 24-36 | 27-43 | 28-52 | 29-53 |
| 1979-80 | 8-2  | 16-4  | 23-7  | 30-10 | 37-13 | 45-15 | 53-17 | 60-20 | 61-21 |
| 1980-81 | 6-4  | 14-6  | 22-8  | 31-9  | 41-9  | 46-14 | 54-16 | 61-19 | 62-20 |
| 1981-82 | 9-1  | 16-4  | 23-7  | 30-10 | 36-14 | 45-15 | 55-15 | 62-18 | 63-19 |
| 1982-83 | 8-2  | 16-4  | 22-8  | 31-9  | 38-12 | 44-16 | 48-22 | 55-25 | 56-26 |
| 1983-84 | 9-1  | 14-6  | 23-7  | 31-9  | 39-11 | 45-15 | 52-18 | 61-19 | 62-20 |
| 1984-85 | 9-1  | 18-2  | 25-5  | 33-7  | 41-9  | 47-13 | 56-14 | 63-17 | 63-19 |
| 1985-86 | 8-2  | 17-3  | 23-7  | 32-8  | 41-9  | 49-11 | 57-13 | 65-15 | 67-15 |
| 1986-87 | 8-2  | 13-7  | 21-9  | 29-11 | 37-13 | 45-15 | 51-19 | 57-23 | 59-23 |
| 1987-88 | 8-2  | 12-8  | 21-9  | 29-11 | 35-15 | 41-19 | 49-21 | 57-23 | 57-25 |
| 1988-89 | 4-6  | 9-11  | 14-16 | 19-21 | 23-27 | 30-30 | 37-33 | 41-39 | 42-40 |
| 1989-90 | 6-4  | 11-9  | 18-12 | 24-16 | 30-20 | 35-25 | 42-28 | 50-30 | 52-30 |
| 1990-91 | 8-2  | 16-4  | 25-5  | 30-10 | 38-12 | 44-16 | 50-20 | 56-24 | 56-26 |
| 1991-92 | 5-5  | 14-6  | 19-11 | 25-15 | 29-21 | 34-26 | 40-30 | 49-31 | 51-31 |
| 1992-93 | 2-8  | 9-11  | 13-17 | 21-19 | 26-24 | 33-27 | 42-28 | 46-34 | 48-34 |
| 1993-94 | 6-4  | 10-10 | 12-18 | 17-23 | 20-30 | 22-38 | 26-44 | 31-49 | 32-50 |
| 1994-95 | 5-5  | 9-11  | 12-18 | 15-25 | 20-30 | 24-36 | 27-43 | 35-45 | 35-47 |
| 1995-96 | 4-6  | 10-10 | 13-17 | 15-25 | 19-31 | 22-38 | 27-43 | 32-48 | 33-49 |
| 1996-97 | 2-8  | 5-15  | 7-23  | 9-31  | 11-39 | 12-48 | 13-57 | 14-66 | 15-67 |
| 1997-98 | 5-5  | 9-11  | 16-14 | 18-22 | 23-27 | 29-31 | 31-39 | 35-45 | 36-46 |
| 1998-99 | 5-5  | 8-12  | 10-20 | 16-24 | 19-31 | —     | —     | —     | 19-31 |
| 1999-00 | 6-4  | 10-10 | 13-17 | 19-21 | 22-28 | 25-35 | 30-40 | 33-47 | 35-47 |
| 2000-01 | 4-6  | 9-11  | 12-18 | 15-25 | 22-28 | 26-34 | 32-38 | 35-45 | 36-46 |
| 2001-02 | 5-5  | 13-7  | 19-11 | 24-16 | 29-21 | 33-27 | 39-31 | 47-33 | 49-33 |
| 2002-03 | 6-4  | 14-6  | 18-12 | 23-17 | 28-22 | 34-26 | 38-32 | 42-38 | 44-38 |
| 2003-04 | 5-5  | 8-12  | 15-15 | 20-20 | 22-28 | 24-36 | 31-39 | 34-45 | 36-46 |
| 2004-05 | 4-6  | 9-11  | 13-17 | 18-22 | 25-25 | 31-29 | 38-32 | 45-35 | 45-47 |
| 2005-06 | 4-6  | 8-12  | 12-18 | 16-24 | 19-31 | 25-35 | 29-41 | 32-48 | 33-49 |
| 2006-07 | 4-6  | 7-13  | 11-19 | 12-28 | 12-38 | 17-43 | 21-49 | 23-57 | 24-58 |
| 2007-08 | 9-1  | 18-2  | 27-3  | 33-7  | 41-9  | 48-12 | 55-15 | 64-16 | 66-16 |
| 2008-09 | 8-2  | 18-2  | 27-3  | 31-9  | 41-9  | 47-13 | 52-18 | 60-20 | 62-20 |
| 2009-10 | 8-2  | 16-4  | 23-7  | 27-13 | 32-18 | 39-21 | 45-25 | 50-30 | 50-32 |
| 2010-11 | 8-2  | 16-4  | 24-6  | 31-9  | 38-12 | 45-15 | 50-20 | 55-25 | 56-26 |
| 2011-12 | 4-6  | 10-10 | 15-15 | 21-19 | 28-22 | 35-25 | —     | —     | 39-27 |
| 2012-13 | 6-4  | 11-9  | 14-16 | 20-20 | 27-23 | 33-27 | 36-34 | 41-39 | 41-40 |
| 2013-14 | 4-6  | 8-12  | 13-17 | 14-26 | 17-33 | 20-40 | 23-47 | 25-55 | 25-57 |

## MOST WINS

## 0 LOSSES

1957-58 (14)  
1964-65 (11)  
1972-73 (10)

## 1 LOSS

1957-58 (15)  
1693-64 (15)  
1984-85 (15)  
1972-73 (14)

## 2 LOSSES

2008-09 (27)  
1963-64 (20)  
2007-08 (20)  
1957-58 (19)  
1984-85 (19)  
1972-73 (17)  
1985-86 (17)

## 3 LOSSES

2007-08 (29)  
2008-09 (27)  
1972-73 (26)  
1963-64 (23)  
1990-91 (23)  
1984-85 (22)  
1957-58 (20)

## 4 LOSSES

1959-60 (30)  
2007-08 (30)  
2008-09 (28)  
1972-73 (27)  
1963-64 (24)  
1957-58 (23)  
1961-62 (23)  
1984-85 (23)

## 5 LOSSES

1959-60 (30)  
2007-08 (33)  
2008-09 (29)  
1990-91 (29)  
1961-62 (28)  
1972-73 (28)  
1963-64 (26)  
1984-85 (26)

## 6 LOSSES

1984-85 (33)  
2007-08 (33)  
1959-60 (30)  
1961-62 (30)  
1972-73 (30)  
2008-09 (29)  
1973-74 (29)  
1990-91 (29)

## CELTICS INDIVIDUAL

### 50+ POINTS:

Paul Pierce (50) vs. Cleveland, February 15, 2006, in Boston's 109-103 loss in double overtime.

### 40+ POINTS:

Paul Pierce (45) at New York, April 17, 2012, a 118-110 New York win.

### 20+ REBOUNDS:

Kevin Garnett (20) at Indiana, December 7, 2008, in Boston's 122-117 win.

### 25+ REBOUNDS:

Robert Parish (25) vs. Sacramento, January 9, 1987, in Boston's 109-99 win.

### 17+ ASSISTS:

Rajon Rondo (18) vs. Detroit, Marcu 9, 2014, in Boston's 118-111 win.

### 17+ ASSISTS AT HOME:

Rajon Rondo (18) vs. Detroit, Marcu 9, 2014, in Boston's 118-111 win.

### 7+ STEALS:

Rajon Rondo (7) vs. Denver, November 14, 2008, in a 94-85 Denver win.

### TRIPLE-DOUBLE:

Rajon Rondo vs. Philadelphia, April 4, 2014 in Philadelphia's 111-102 win (11 pts, 11 rebs, 16 asts).

### FOUR-POINT PLAY:

Ray Allen vs. Memphis, February 5, 2012 in a 98-80 Boston win.

### 20-20 GAME:

Kevin Garnett vs. Washington, November 2, 2007, (22 points, 20 rebounds) in a 103-83 Boston win.

### 40-20 GAME:

Larry Bird vs. Indiana, November 11, 1987 (42 points, 20 rebounds).

### 30-15 GAME:

Al Jefferson vs. Seattle, March 9, 2007 (32 points, 18 rebounds).

### 20-15 GAME:

Kevin Garnett vs. Denver, February 10, 2013 (20 points, 15 rebounds).

### BACK-TO-BACK 40+ SCORING GAMES:

Paul Pierce (42) at LA Lakers, March 15, 2001; (42) at Phoenix, March 15, 2001.

### COMPLETE GAME (48 MINUTES):

Ryan Gomes vs. Sacramento, January 19, 2007 in Sacramento 96-91 win.

### SCORED IN DOUBLE FIGURES EVERY GAME:

Paul Pierce in 79 of 79 games in 2005-06; Antoine Walker in 81 of 81 games in 2000-01; Kevin McHale in 78 of 78 games in 1988-89; Larry Bird in 82 of 82 games in 1985-86.

### HAD 100 REBOUNDS, 100 ASSISTS, 100 STEALS

AND 100 BLOCKED SHOTS IN A SEASON: Reggie Lewis 1991-92 (394 rebs, 185 ast, 125 steals, 105 blocks).

### TWO PLAYERS WITH 30+ POINTS:

Pierce (35), Szczecinski (35) on November 8, 2006, vs. Charlotte.

## CELTICS TEAM

### EVERY PLAYER SCORED IN DOUBLE FIGURES:

January 30, 1966 vs. New York, in Boston's 118-115 win (Russell 22, Sanders 18, S. Jones 16, Siegfried 15, Counts 13, Sauldsberry 13, Nelson 11, K. C. Jones 10).

### 40+ ASSISTS:

March 3, 1994 at Philadelphia (40), in Boston's 135-112 win.

### .600+ FIELD GOAL PERCENTAGE (GAME):

April 10, 2012 at Miami (.606, 43-for-71), in Boston's 115-107 win.

### 70+ POINTS SCORED IN A HALF:

January 13, 2010 vs. New Jersey, in a 111-87 Boston win (71 points: 38 1st Q. and 33 2nd Q.).

### 60+ REBOUNDS (GAME):

December 23, 2001 (61) vs. Memphis, in Boston's 85-80 win.

### 70+ REBOUNDS (GAME):

April 17, 1989 at Charlotte (73) in Boston's 113-108 (OT) win.

### FOUR 20+ SCORERS:

December 23, 2007 vs. Orlando, a 103-91 Celtics win (Pierce 24, Rondo 23, R. Allen 22, Garnett 21).

### FOUR 20+ SCORERS AT HOME:

December 23, 2007 vs. Orlando, a 103-91 Celtics win (Pierce 24, Rondo 23, R. Allen 22, Garnett 21).

## OPP. INDIVIDUAL

### 50+ POINTS:

Hakeem Olajuwon (51) at Houston, January 18, 1996, in Boston's 108-106 win.

### 40+ POINTS:

Anthony Davis (40) at New Orleans, March 16, 2014, in New Orleans' 121-120 win.

### 30-15 GAME:

Anthony Davis, at New Orleans, March 16, 2014, in New Orleans' 121-120 win, (40 points, 21 rebounds).

### 20-15 GAME:

Tristan Thompson at Boston, April 5, 2013, (29 points, 17 rebounds), 97-91 Cleveland win.

### 20+ REBOUNDS:

Andre Drummond (20) at Detroit, April 5, 2014, in Detroit's 115-111 win.

### 25+ REBOUNDS:

Ben Wallace (28) at Detroit, March 24, 2002, a 109-101 Detroit win.

### 17+ ASSISTS:

Jason Kidd (17) at Boston, January 18, 2010, in Dallas 99-90 win.

### 7+ STEALS:

CJ Watson (7) vs. Golden State, December 28, 2009, a 103-99 Warriors win.

### TRIPLE-DOUBLE:

DeMarcus Cousins at Sacramento, December 30, 2013, (12 points, 10 rebs, 10 ast.) in Sacramento's 118-96 win.

### FOUR-POINT PLAY:

Steve Novak at New York, April 17, 2012 in a 118-110 New York win.

## OPP. TEAM

### EVERY PLAYER SCORED

### IN DOUBLE FIGURES:

March 9, 1973 at LA Lakers, in Boston's 119-111 win (West 28, Goodrich 25, McMillan 16, Chamberlain 11, Erickson 11, Bridges 10, Counts 10).

### 40+ ASSISTS:

December 28, 1996 at Sacramento (42), a 126-96 Sacramento win.

### .600+ FIELD GOAL

### PERCENTAGE (GAME):

December 15, 2003 vs. Minnesota (.628, 49-for-78), a 116-95 Minnesota win.

### 70+ POINTS SCORED IN A HALF:

April 17, 2012 at New York, in a 118-110 New York win (72 points: 32 1st Q. and 40 2nd Q.).

### 60+ REBOUNDS (GAME):

December 9, 2004 at Portland (62), in an 89-87 Portland win.

## ADDITIONAL INFO

### CELTICS WITH FOUR DOUBLE-FIGURE

### REBOUNDS:

April 17, 1989 at Charlotte, (Parish 22, Shaw 12, McHale 11, Lewis 10).

### OPPONENTS WITH FOUR DOUBLE-FIGURE

### REBOUNDS:

February 7, 2001 vs. Milwaukee, (Robinson 15, E. Johnson 14, Williams 10, Allen 10).

### BACK-TO-BACK OT GAMES:

March 4 and 6, 2012, vs. New York in a 115-111 win vs. Houston in a 97-92 win.

### BACK-TO-BACK-TO-BACK

### OT GAMES:

March 24, 27 and 29, 1994, at Washington in a 123-117 win; vs. Philadelphia in a 124-122 win and at Milwaukee in a 119-107 win.

### CONSECUTIVE BOSTON

### GARDEN SELLOUTS:

662 dating back to December, 1980... ends May 5, 1995 (vs. Orlando – last Garden game).

NO. FIRST LAST ENDED (OPP.) DATE

# WINS IN A SEASON

|    |          |          |                       |          |
|----|----------|----------|-----------------------|----------|
| 19 | 11/15/08 | 12/23/08 | at LA Lakers          | 12/25/08 |
| 18 | 02/24/82 | 03/26/82 | vs. Philadelphia      | 3/28/82  |
| 17 | 11/28/59 | 12/30/59 | Cincinnati at Detroit | 1/01/60  |
| 16 | 12/19/64 | 01/22/65 | Phila. at Syracuse    | 1/23/65  |
| 14 | 03/11/86 | 04/04/86 | at Philadelphia       | 4/06/86  |
| 14 | 10/22/57 | 11/27/57 | New York at Phila.    | 1/28/58  |
| 13 | 01/08/86 | 02/05/86 | at Sacramento         | 2/11/86  |
| 13 | 01/04/81 | 01/28/81 | at Chicago            | 1/29/81  |
| 12 | 01/11/09 | 02/03/09 | vs. LA Lakers         | 02/05/09 |
| 12 | 12/09/80 | 01/01/81 | at Golden State       | 01/02/81 |
| 12 | 10/31/73 | 11/28/73 | at Milwaukee          | 11/30/73 |

# LOSSES IN A SEASON

|    |          |          |                |          |
|----|----------|----------|----------------|----------|
| 18 | 01/07/07 | 02/11/07 | vs. Milwaukee  | 02/14/07 |
| 13 | 02/05/97 | 03/01/97 | at Toronto     | 03/03/97 |
| 13 | 02/01/94 | 03/02/94 | vs. LA Lakers  | 03/04/94 |
| 10 | 03/20/00 | 04/07/00 | vs. Atlanta    | 04/10/00 |
| 10 | 03/19/97 | 04/09/97 | vs. Cleveland  | 04/11/97 |
| 10 | 01/07/49 | 01/25/49 | vs. Washington | 01/28/49 |
| 8  | 03/04/97 | 03/16/97 | vs. Milwaukee  | 03/17/97 |
| 8  | 03/27/79 | 04/07/79 | vs. New Jersey | 04/08/79 |
| 8  | 01/23/48 | 02/12/48 | vs. Providence | 02/13/48 |

# WINS AT HOME IN A SEASON

|    |          |          |                  |          |
|----|----------|----------|------------------|----------|
| 31 | 12/10/85 | 04/13/86 | End of Season    |          |
| 29 | 12/17/86 | 04/19/87 | End of Season    |          |
| 21 | 12/09/80 | 03/11/81 | Ind. at Hartford | 03/13/81 |

# LOSSES AT HOME IN A SEASON

|    |          |          |            |          |
|----|----------|----------|------------|----------|
| 13 | 12/20/06 | 02/09/07 | Milwaukee  | 02/14/07 |
| 7  | 02/02/97 | 03/11/97 | Milwaukee  | 03/17/97 |
| 7  | 12/15/93 | 01/14/94 | Denver     | 01/16/94 |
| 6  | 03/21/99 | 04/04/99 | Washington | 04/07/99 |
| 6  | 03/19/97 | 04/06/97 | Charlotte  | 04/11/97 |
| 6  | 01/07/49 | 01/25/49 | Washington | 01/28/49 |

# WINS ON ROAD IN A SEASON

|    |          |          |              |          |
|----|----------|----------|--------------|----------|
| 13 | 12/05/64 | 01/20/65 | Philadelphia | 01/29/65 |
| 11 | 11/30/07 | 01/11/08 | Washington   | 01/12/08 |
| 10 | 11/03/61 | 12/17/61 | Los Angeles  | 12/19/61 |
| 10 | 10/28/60 | 12/05/60 | Philadelphia | 12/10/60 |
| 9  | 11/22/09 | 12/25/09 | LA Clippers  | 12/27/09 |
| 9  | 03/02/82 | 04/02/82 | Milwaukee    | 04/06/82 |

# LOSSES ON ROAD IN A SEASON

|    |          |          |               |          |
|----|----------|----------|---------------|----------|
| 13 | 02/23/79 | 04/07/79 | End of Season |          |
| 12 | 11/02/96 | 12/28/96 | Denver        | 12/30/96 |
| 11 | 11/06/99 | 12/28/99 | Denver        | 12/20/99 |
| 11 | 11/19/77 | 12/26/77 | Milwaukee     | 12/29/77 |
| 11 | 11/22/49 | 01/08/50 | Denver        | 01/10/50 |
| 10 | 03/04/97 | 04/12/97 | Philadelphia  | 04/18/97 |
| 10 | 02/06/97 | 03/01/97 | Toronto       | 03/03/97 |
| 9  | 12/21/04 | 01/22/05 | Charlotte     | 01/25/05 |
| 9  | 03/02/09 | 03/23/09 | Philadelphia  | 03/26/09 |
| 9  | 11/27/93 | 12/29/93 | LA Clippers   | 12/30/93 |
| 9  | 01/20/55 | 03/12/55 | End of Season |          |
| 9  | 11/28/51 | 01/03/52 | Baltimore     | 01/05/52 |

NO. FIRST LAST ENDED (OPP.) DATE

# WINS VS. ONE TEAM

|    |          |          |                      |          |
|----|----------|----------|----------------------|----------|
| 22 | 11/30/70 | 02/23/74 | Buffalo at Prov.     | 02/27/74 |
| 20 | 02/27/80 | 03/20/89 | vs. San Antonio      | 01/12/90 |
| 20 | 12/28/71 | 03/16/74 | at Philadelphia      | 03/27/74 |
| 19 | 11/20/65 | 03/19/67 | at New York          | 11/11/67 |
| 18 | 11/06/57 | 03/03/59 | Minneapolis at Prov. | 11/08/59 |
| 17 | 11/06/71 | 10/31/75 | at Portland          | 01/03/76 |
| 17 | 11/01/58 | 10/22/60 | Detroit at New York  | 11/15/60 |

# WINS AT HOME VS. ONE TEAM

|    |          |          |                  |          |
|----|----------|----------|------------------|----------|
| 26 | 02/02/79 | 03/06/88 | Cleveland        | 11/22/88 |
| 24 | 04/11/84 | 04/08/92 | New York         | 12/18/92 |
| 22 | 01/27/63 | 01/19/68 | New York         | 02/05/68 |
| 20 | 11/06/81 | 03/11/88 | Indiana          | 01/11/89 |
| 19 | 04/08/77 | 12/20/91 | New Orleans/Utah | 11/18/92 |
| 17 | 11/09/79 | 01/10/96 | Kansas City/Sac. | 02/26/97 |
| 16 | 11/11/55 | 02/26/60 | Minneapolis/LAL  | 12/02/60 |
| 15 | 12/05/80 | 04/02/95 | Dallas           | 01/05/96 |
| 15 | 04/10/83 | 04/19/88 | Detroit          | 11/11/88 |

# WINS ON ROAD VS. ONE TEAM

|    |          |          |             |          |
|----|----------|----------|-------------|----------|
| 12 | 04/02/82 | 03/14/86 | Atlanta     | 11/22/86 |
| 11 | 03/04/80 | 02/14/90 | San Antonio | 12/08/90 |
| 11 | 03/20/80 | 12/15/82 | Detroit     | 04/13/83 |
| 11 | 12/08/70 | 02/23/74 | Buffalo     | 03/01/74 |
| 10 | 03/19/66 | 03/18/67 | New York    | 11/11/67 |
| 10 | 02/22/59 | 01/05/61 | Cincinnati  | 01/30/61 |

# LOSSES VS. ONE TEAM

|    |          |          |             |                   |
|----|----------|----------|-------------|-------------------|
| 21 | 04/08/93 | 01/19/98 | New York    | 01/26/98          |
| 17 | 12/08/90 | 01/22/07 | San Antonio | 03/17/07          |
| 14 | 02/17/92 | 12/15/99 | Utah        | 02/15/00          |
| 11 | 12/03/94 | 04/01/97 | Chicago     | 10/31/97          |
| 11 | 10/11/69 | 02/28/71 | Milwaukee   | 10/29/71          |
| 11 | 12/16/48 | 02/07/50 | Chicago     | Franchise Defunct |
| 10 | 12/13/96 | 11/06/99 | Indiana     | 11/22/99          |
| 9  | 12/13/96 | 12/08/00 | Indiana     | 01/31/01          |
| 9  | 10/19/77 | 10/23/79 | San Antonio | 11/07/79          |

# LOSSES AT HOME VS. ONE TEAM

|    |          |          |             |                   |
|----|----------|----------|-------------|-------------------|
| 11 | 12/18/92 | 03/07/97 | New York    | 01/26/98          |
| 9  | 01/08/97 | 01/22/07 | San Antonio | 02/10/08          |
| 8  | 01/18/93 | 04/01/97 | Chicago     | 10/31/97          |
| 7  | 11/18/92 | 12/15/99 | Utah        | 03/02/01          |
| 6  | 10/11/69 | 02/28/71 | Milwaukee   | 10/29/71          |
| 6  | 02/22/48 | 02/07/50 | Chicago     | Franchise Defunct |

# LOSSES ON ROAD VS. ONE TEAM

|    |          |          |             |          |
|----|----------|----------|-------------|----------|
| 15 | 04/08/93 | 01/04/00 | New York    | 12/21/00 |
| 15 | 03/09/49 | 01/31/54 | Minneapolis | 02/18/54 |
| 15 | 12/08/90 | 12/09/05 | San Antonio | 03/17/07 |
| 12 | 03/16/89 | 11/05/94 | Indiana     | 03/04/95 |

## HOME

| OPPONENT           | LAST WIN       | SCORE        | STREAK  | LAST LOSS     | SCORE        |
|--------------------|----------------|--------------|---------|---------------|--------------|
| Atlanta.....       | 02/26/14.....  | 115-104..... | +1..... | 12/31/13..... | 91-92.....   |
| Brooklyn.....      | 03/07/14.....  | 91-84.....   | +1..... | 01/26/14..... | 79-85.....   |
| Charlotte.....     | 04/11/14.....  | 106-103..... | +1..... | 11/13/13..... | 83-89.....   |
| Chicago.....       | 02/13/13.....  | 71-69.....   | -1..... | 03/30/14..... | 102-107..... |
| Cleveland.....     | 12/28/13.....  | 103-100..... | +2..... | 04/05/13..... | 91-97.....   |
| Dallas.....        | 12/12/12*..... | 117-115..... | -1..... | 02/09/14..... | 95-102.....  |
| Denver.....        | 12/06/13.....  | 106-98.....  | +4..... | 11/14/08..... | 98-105.....  |
| Detroit.....       | 03/09/14.....  | 118-111..... | +1..... | 12/18/13..... | 106-107..... |
| Golden State.....  | 03/01/13.....  | 94-86.....   | -1..... | 03/05/14..... | 88-108.....  |
| Houston.....       | 01/11/13.....  | 103-91.....  | -1..... | 01/13/14..... | 92-104.....  |
| Indiana.....       | 01/04/13.....  | 94-75.....   | -2..... | 03/01/14..... | 97-102.....  |
| LA Clippers.....   | 02/03/13.....  | 106-104..... | -1..... | 12/11/13..... | 88-96.....   |
| LA Lakers.....     | 02/07/13.....  | 116-95.....  | -1..... | 01/17/14..... | 104-107..... |
| Memphis.....       | 02/05/12.....  | 98-80.....   | -2..... | 11/27/13..... | 93-100.....  |
| Miami.....         | 03/19/14.....  | 101-96.....  | +1..... | 03/18/13..... | 103-105..... |
| Milwaukee.....     | 12/03/13.....  | 108-100..... | +1..... | 11/01/13..... | 98-105.....  |
| Minnesota.....     | 12/16/13.....  | 101-93.....  | +8..... | 03/06/05..... | 97-99.....   |
| New Orleans.....   | 11/01/09.....  | 97-87.....   | -3..... | 01/03/14..... | 92-95.....   |
| New York.....      | 12/13/13.....  | 90-86.....   | -1..... | 03/12/14..... | 92-116.....  |
| Oklahoma City..... | 11/23/12.....  | 108-100..... | -1..... | 01/24/14..... | 83-101.....  |
| Orlando.....       | 02/02/14.....  | 96-89.....   | +7..... | 02/07/10..... | 89-96.....   |
| Philadelphia.....  | 12/08/12.....  | 92-79.....   | -2..... | 04/04/14..... | 102-111..... |
| Phoenix.....       | 01/09/13.....  | 87-79.....   | -1..... | 03/14/14..... | 80-87.....   |
| Portland.....      | 11/30/12.....  | 96-78.....   | -1..... | 11/15/13..... | 96-109.....  |
| Sacramento.....    | 02/07/14.....  | 99-89.....   | +6..... | 01/19/07..... | 91-96.....   |
| San Antonio.....   | 01/05/11.....  | 105-103..... | -3..... | 02/12/14..... | 92-104.....  |
| Toronto.....       | 01/15/14.....  | 88-83.....   | -1..... | 03/26/14..... | 90-99.....   |
| Utah.....          | 11/06/13.....  | 97-87.....   | +6..... | 03/14/08..... | 92-110.....  |
| Washington.....    | 04/07/13.....  | 107-96.....  | -2..... | 04/16/14..... | 102-118..... |

## AWAY

| OPPONENT           | LAST WIN       | SCORE         | STREAK  | LAST LOSS      | SCORE        |
|--------------------|----------------|---------------|---------|----------------|--------------|
| Atlanta.....       | 11/23/13.....  | 94-87.....    | -1..... | 04/09/14.....  | 97-105.....  |
| Brooklyn.....      | 12/25/13.....  | 93-76.....    | -2..... | 03/21/14.....  | 98-114.....  |
| Charlotte.....     | 11/25/13.....  | 96-86.....    | +1..... | 03/12/13.....  | 79-100.....  |
| Chicago.....       | 11/12/12.....  | 101-95.....   | -3..... | 03/31/14.....  | 80-94.....   |
| Cleveland.....     | 04/12/14.....  | 111-99.....   | +2..... | 01/22/13.....  | 90-95.....   |
| Dallas.....        | 03/20/10.....  | 102-93.....   | -4..... | 03/14/14.....  | 89-94.....   |
| Denver.....        | 03/24/10.....  | 113-99.....   | -4..... | 01/07/14.....  | 98-129.....  |
| Detroit.....       | 11/02/10.....  | 109-86.....   | -6..... | 04/05/14.....  | 111-115..... |
| Golden State.....  | 03/14/12.....  | 105-103.....  | -2..... | 01/10/14.....  | 97-99.....   |
| Houston.....       | 03/19/10.....  | 94-87.....    | -3..... | 11/19/13.....  | 85-109.....  |
| Indiana.....       | 03/06/13.....  | 83-81.....    | -2..... | 03/11/14.....  | 83-94.....   |
| LA Clippers.....   | 03/12/12.....  | 94-85.....    | -2..... | 01/08/14.....  | 105-111..... |
| LA Lakers.....     | 01/30/11.....  | 109-96.....   | -3..... | 02/21/14.....  | 92-101.....  |
| Memphis.....       | 11/13/10.....  | 116-110*..... | -2..... | 11/04/13.....  | 88-95.....   |
| Miami.....         | 11/09/13.....  | 111-110.....  | -1..... | 01/21/14.....  | 86-93.....   |
| Milwaukee.....     | 02/10/14.....  | 102-86.....   | +1..... | 11/30/13.....  | 85-92.....   |
| Minnesota.....     | 03/30/12.....  | 100-79.....   | -2..... | 11/16/13.....  | 88-106.....  |
| New Orleans.....   | 03/19/11.....  | 89-85.....    | -3..... | 03/16/14*..... | 120-121..... |
| New York.....      | 12/08/13.....  | 114-73.....   | -1..... | 02/28/14.....  | 88-114.....  |
| Oklahoma City..... | 11/07/10.....  | 92-83.....    | -3..... | 01/05/14.....  | 96-119.....  |
| Orlando.....       | 11/08/13.....  | 91-89.....    | -1..... | 01/19/14.....  | 91-93.....   |
| Philadelphia.....  | 02/05/14.....  | 114-108.....  | -1..... | 04/14/14.....  | 108-113..... |
| Phoenix.....       | 02/22/13.....  | 113-88.....   | -1..... | 02/19/14.....  | 94-100.....  |
| Portland.....      | 01/27/11.....  | 99-93.....    | -2..... | 01/11/14.....  | 104-112..... |
| Sacramento.....    | 02/01/11.....  | 98-90.....    | -3..... | 02/22/14.....  | 98-105.....  |
| San Antonio.....   | 03/31/11.....  | 107-97.....   | -2..... | 11/20/13.....  | 93-104.....  |
| Toronto.....       | 02/06/13.....  | 99-95.....    | -3..... | 03/28/14.....  | 103-105..... |
| Utah.....          | 02/25/13.....  | 110-107.....  | -1..... | 02/24/14.....  | 98-110.....  |
| Washington.....    | 01/22/14*..... | 113-111.....  | -1..... | 04/02/14.....  | 102-118..... |

\*Overtime game

| OPPONENT           | HOME              | AWAY              | NEUTRAL          | TOTAL               | ZOT               | 3OT        |
|--------------------|-------------------|-------------------|------------------|---------------------|-------------------|------------|
| Atlanta.....       | 5-0.....          | 5-3.....          | 1-1.....         | 11-4.....           | 2-1 (hha).....    | 0-0        |
| Brooklyn.....      | 2-2.....          | 3-1.....          | 0-0.....         | 5-3.....            | 1-0 (h).....      | 0-0        |
| Charlotte.....     | 3-1.....          | 0-4.....          | 0-0.....         | 3-5.....            | 1-1 (ha).....     | 0-0        |
| Chicago.....       | 4-2.....          | 2-1.....          | 0-0.....         | 6-3.....            | 2-0 (ha).....     | 0-0        |
| Cleveland.....     | 2-1.....          | 1-2.....          | 0-0.....         | 3-3.....            | 0-1 (h).....      | 0-0        |
| Dallas.....        | 1-0.....          | 1-0.....          | 0-0.....         | 2-0.....            | 1-0 (h).....      | 0-0        |
| Denver.....        | 3-0.....          | 0-0.....          | 0-0.....         | 3-0.....            | 0-0.....          | 1-0 (h)    |
| Detroit.....       | 5-2.....          | 4-4.....          | 1-1.....         | 10-7.....           | 2-0 (ah).....     | 0-0        |
| Golden State.....  | 6-2.....          | 4-2.....          | 4-0.....         | 14-4.....           | 2-1.....          | 0-0        |
| Houston.....       | 2-2.....          | 1-1.....          | 0-0.....         | 3-3.....            | 0-0.....          | 0-0        |
| Indiana.....       | 0-1.....          | 4-3.....          | 0-0.....         | 4-4.....            | 0-0.....          | 0-0        |
| LA Clippers.....   | 0-0.....          | 3-1.....          | 0-0.....         | 3-1.....            | 1-1 (aa).....     | 0-0        |
| LA Lakers.....     | 5-1.....          | 1-4.....          | 1-1.....         | 7-6.....            | 0-1 (a).....      | 0-0        |
| Memphis.....       | 0-0.....          | 2-0.....          | 0-0.....         | 2-0.....            | 0-0.....          | 1-0 (a)    |
| Miami.....         | 4-0.....          | 1-0.....          | 0-0.....         | 5-0.....            | 2-0 (hh).....     | 0-0        |
| Milwaukee.....     | 1-2.....          | 6-1.....          | 0-0.....         | 8-3.....            | 1-0 (a).....      | 0-0        |
| Minnesota.....     | 1-1.....          | 1-0.....          | 0-0.....         | 2-1.....            | 2-0 (ah).....     | 0-0        |
| New Orleans.....   | 0-0.....          | 0-1.....          | 0-0.....         | 0-1.....            | 0-0.....          | 0-0        |
| New York.....      | 12-5.....         | 4-8.....          | 1-2.....         | 17-15.....          | 3-4.....          | 0-0        |
| Orlando.....       | 5-1.....          | 2-1.....          | 0-0.....         | 7-2.....            | 2-0 (hh).....     | 0-0        |
| Philadelphia.....  | 3-3.....          | 5-11.....         | 2-1.....         | 10-15.....          | 0-3 (aaa).....    | 0-1 (a)    |
| Phoenix.....       | 1-1.....          | 2-0.....          | 0-0.....         | 3-1.....            | 0-0.....          | 0-0        |
| Portland.....      | 2-2.....          | 3-0.....          | 0-0.....         | 5-2.....            | 1-0 (h).....      | 0-0        |
| Sacramento.....    | 2-2.....          | 9-0.....          | 1-0.....         | 12-2.....           | 0-1 (h).....      | 0-0        |
| San Antonio.....   | 0-0.....          | 0-0.....          | 0-0.....         | 0-0.....            | 0-0.....          | 0-0        |
| Seattle.....       | 0-1.....          | 0-1.....          | 0-1.....         | 0-3.....            | 0-1 (h).....      | 0-0        |
| Toronto.....       | 2-0.....          | 1-0.....          | 0-0.....         | 3-0.....            | 0-0.....          | 1-0 (h)    |
| Utah.....          | 1-0.....          | 2-2.....          | 0-0.....         | 3-2.....            | 0-0.....          | 0-0        |
| Washington.....    | 1-3.....          | 6-9.....          | 0-0.....         | 7-12.....           | 2-1 (ha).....     | 0-0        |
| Defunct.....       | 5-2.....          | 3-7.....          | 2-0.....         | 10-9.....           | 0-1 (a).....      | 1-0 (a)    |
| <b>TOTALS.....</b> | <b>74-35.....</b> | <b>75-65.....</b> | <b>13-7.....</b> | <b>160-107.....</b> | <b>23-15.....</b> | <b>4-1</b> |

(h) Home game, (a) Away game

## STREAKS

| RECORD                         | STREAK | DATES             |
|--------------------------------|--------|-------------------|
| Most In A Season.....          | 9..... | 1950-51 & 1953-54 |
| Least In A Season.....         | 0..... | 1978-79           |
| Most Wins.....                 | 7..... | 1958-59           |
| Least Wins.....                | 0..... | 5 Times           |
| Most Losses.....               | 5..... | 1983-84 & 1995-96 |
| Least Losses.....              | 0..... | 10 Times          |
| Most Wins, No Losses.....      | 6..... | 1952-53           |
| Most Losses, No Wins.....      | 4..... | 1946-47 & 1947-48 |
| Most Consecutive Wins.....     | 8..... | 3 Times           |
| Most Consecutive Losses.....   | 9..... | 11/14/46-11/16/48 |
| Most Consecutive OT Games..... | 3..... | 03/24/94-03/29/94 |

## OVERTIME

### EVERY OVERTIME GAME PLAYED AT HOME IN ONE SEASON:

Five Seasons.

2011-12, 2002-03, 1997-98, 1984-85, 1965-66.

### EVERY OVERTIME GAME PLAYED ON THE ROAD IN ONE SEASON:

Ten Seasons.

2007-08, 1999-00, 1989-90, 1982-83, 1981-82, 1974-75, 1969-70, 1967-68, 1962-63, 1957-58.

### LAST OPPONENT WITH TWO OR MORE OVERTIME GAMES IN THE SAME SEASON:

Atlanta Hawks, 2012-13 Season.

01/25/13 at Atlanta (Loss: 111-123)

03/08/05 vs. Atlanta (Win: 107-102)

### LAST CONSECUTIVE OVERTIME GAMES:

03/04/12 vs. New York (Win: 115-111)

03/06/12 vs. Houston (Win: 97-92)

### LAST THREE CONSECUTIVE OVERTIME GAMES:

03/29/94 at Milwaukee (Win: 119-107)

03/27/94 vs. Philadelphia (Win: 124-122)

03/24/94 at Washington (Win: 123-117)

### SEASON OPENER OVERTIME GAME (HOME):

11/04/88 vs. New York (Win: 122-115)

### SEASON OPENER OVERTIME GAME (ROAD):

10/25/85 at New Jersey (Loss: 109-113)

10/25/58 at New York (Loss: 125-127)

### FIRST TWO GAMES OF SEASON ARE OVERTIMES:

10/23/76 at Milwaukee (Win: 111-107)

10/21/76 at Indiana (Win: 129-122)

### NO OVERTIME:

The only opponent to never have played an overtime against the Celtics is the San Antonio Spurs

## DOUBLE OVERTIME

### LAST DOUBLE OVERTIME GAME:

01/27/13 vs. Miami (Win: 100-98)

### LAST CONSECUTIVE DOUBLE OVERTIME GAMES:

01/25/13 at Atlanta (Loss: 111-123)

01/27/13 vs. Miami (Win: 100-98)

### LAST OPPONENT WITH TWO DOUBLE OVERTIME GAMES IN THE SAME SEASON:

New York, 1953-54 Season

01/17/54 at Boston (Loss: 84-87)

12/10/53 at New York (Win: 113-108)

### DOUBLE OVERTIME GAMES IN THE SAME MONTH:

01/25/13 at Atlanta (Loss: 111-123)

01/27/13 vs. Miami (Win: 100-98)

03/04/07 vs. Minnesota (Win: 124-117)

03/28/07 vs. Orlando (Win: 105-96)

04/22/94 at Chicago (Win: 104-94)

04/15/94 vs. Orlando (Win: 113-110)

11/18/87 vs. New York (Win: 111-109)

11/07/87 at Washington (Win: 140-139)

03/25/84 at Philadelphia (Loss: 114-119)

03/09/84 at Milwaukee (Win: 129-128)

03/11/51 at Minneapolis (Loss: 96-98)

03/13/51 vs. Rochester (Loss: 107-111)

### MOST DOUBLE OVERTIME GAMES IN ONE SEASON:

Four, 1950-51 Season.

03/13/51 vs. Rochester (Loss: 107-111)

03/11/51 at Minneapolis (Win: 96-98)

02/01/51 at Philadelphia (Loss: 80-82)

11/26/50 vs. New York (Win: 93-90)

## TRIPLE OVERTIME

### TRIPLE OVERTIME GAMES:

02/10/13 vs. Denver (Win: 118-114)

01/13/06 at Philadelphia (Loss: 124-125)

02/17/99 at Vancouver (Win: 131-129)

12/11/96 vs. Toronto (Win: 115-113)

02/22/54 vs. Baltimore (Worcester, MA) (Win: 111-110)

## CELTICS HIGHS

| NO.  | OPPONENT                  | DATE     |
|------|---------------------------|----------|
| 173  | vs. Minneapolis           | 02/27/59 |
| 153  | vs. Baltimore             | 11/27/70 |
| 153  | vs. Philadelphia          | 03/07/62 |
| 153  | vs. Detroit at Providence | 02/10/60 |
| 152* | vs. Portland              | 03/15/92 |
| 152  | vs. Indiana               | 12/26/90 |
| 151  | vs. Cincinnati            | 11/11/59 |
| 150  | vs. Washington            | 11/25/92 |
| 150  | vs. Detroit               | 12/24/60 |

\*Denotes Double-Overtime Period

## CELTICS LOWS

| NO. | OPPONENT                    | DATE     |
|-----|-----------------------------|----------|
| 43* | at Philadelphia             | 01/27/47 |
| 44* | at New York                 | 12/08/46 |
| 46* | at Pittsburgh               | 12/02/46 |
| 46* | at Detroit                  | 11/23/46 |
| 46* | at Detroit                  | 11/09/46 |
| 62  | vs. Milwaukee at Providence | 02/27/55 |
| 66  | vs. Detroit                 | 01/31/03 |
| 66  | vs. Miami                   | 01/04/02 |
| 67  | vs. Philadelphia            | 04/09/99 |
| 68  | vs. Detroit                 | 01/05/04 |
| 68  | vs. Minnesota               | 03/24/99 |
| 69  | at Washington               | 10/31/02 |
| 69  | at Rochester                | 02/04/56 |
| 70  | at Miami                    | 12/27/02 |
| 70  | vs. Miami                   | 04/10/02 |
| 70  | vs. Atlanta                 | 04/14/99 |
| 70  | at New York                 | 11/04/97 |
| 71  | vs. Chicago                 | 02/13/13 |
| 71  | at Philadelphia             | 03/07/12 |
| 71  | vs. Phoenix                 | 01/20/12 |
| 71  | at Phoenix                  | 01/28/11 |
| 71  | vs. Indiana                 | 02/26/03 |
| 71  | vs. Indiana at Hartford     | 11/22/93 |
| 72  | at Indiana                  | 03/19/03 |
| 72  | vs. Toronto                 | 01/12/01 |
| 72  | vs. Detroit                 | 03/31/99 |
| 73  | at Dallas                   | 02/20/12 |
| 73  | at Houston                  | 12/06/05 |
| 73  | vs. New Orleans             | 11/19/03 |
| 73  | vs. Los Angeles             | 03/16/99 |
| 73  | at Cleveland                | 03/14/96 |
| 73  | at Cleveland                | 02/06/96 |

\*Denotes Shot-Clock Non-Existent

## OPPONENTS HIGHS

| NO.  | OPPONENT                   | DATE     |
|------|----------------------------|----------|
| 160  | at Detroit                 | 03/09/79 |
| 150  | at Philadelphia            | 03/06/70 |
| 149  | at San Antonio             | 02/14/79 |
| 149  | at Syracuse                | 01/19/63 |
| 149  | at Syracuse                | 03/03/60 |
| 148* | Portland at Boston         | 03/15/92 |
| 147  | Baltimore at Boston        | 03/17/68 |
| 146  | at Atlanta                 | 02/15/70 |
| 145  | at Washington              | 04/04/79 |
| 145  | vs. Syracuse at Providence | 01/05/60 |

\*Denotes Double-Overtime Period

## OPPONENTS LOWS

| NO. | OPPONENT                    | DATE     |
|-----|-----------------------------|----------|
| 38* | Washington at Boston        | 01/16/47 |
| 43* | Pittsburgh at Boston        | 01/23/47 |
| 44* | at Pittsburgh               | 12/02/46 |
| 46* | at New York                 | 01/25/47 |
| 48* | New York at Boston          | 02/06/47 |
| 49* | Toronto at Boston           | 11/16/46 |
| 56  | Orlando at Boston           | 01/23/12 |
| 56  | Milwaukee at Boston         | 03/13/11 |
| 57  | vs. Milwaukee at Providence | 02/27/55 |
| 58  | Denver at Boston            | 01/24/03 |
| 59  | Charlotte at Boston         | 10/28/09 |
| 59  | New York at Boston          | 11/29/07 |
| 62  | Boston at Charlotte         | 12/11/10 |
| 62  | Miami at Boston             | 03/30/08 |
| 62  | Miami at Boston             | 02/04/03 |
| 63  | at Sacramento               | 12/28/08 |
| 64  | Toronto at Boston           | 02/01/12 |
| 65  | Philadelphia at Boston      | 03/28/04 |
| 65  | New Orleans at Boston       | 03/12/03 |
| 65  | Miami at Boston             | 04/10/02 |
| 65  | Boston at Miami             | 11/15/88 |
| 66  | Miami at Boston             | 04/24/12 |
| 67  | Cleveland at Boston         | 02/08/95 |
| 69  | Chicago at Boston           | 02/13/13 |
| 69  | Boston at Sacramento        | 12/26/07 |
| 69  | New Jersey at Boston        | 11/14/07 |
| 69  | Indiana at Boston           | 02/26/03 |
| 69  | Boston at Chicago           | 11/06/02 |
| 69  | Boston at Toronto           | 12/02/01 |
| 70  | New Jersey at Boston        | 01/04/12 |
| 70  | Cleveland at Boston         | 12/02/07 |
| 70  | Cleveland at Boston         | 03/20/02 |
| 71  | Indiana at Boston           | 12/14/05 |
| 71  | Boston at Detroit           | 03/15/03 |
| 71  | Boston at Chicago           | 04/23/99 |
| 71  | Cleveland at Boston         | 04/17/98 |
| 72  | Boston at Indiana           | 04/07/12 |
| 72  | Miami at Boston             | 04/01/12 |
| 72  | LA Clippers at Boston       | 03/07/03 |
| 72  | Washington at Boston        | 03/09/01 |
| 72  | Boston at Cleveland         | 11/28/00 |
| 73  | Toronto at Boston           | 01/18/12 |
| 73  | Boston at New York          | 11/06/04 |
| 73  | Cleveland at Boston         | 02/06/99 |
| 73  | Boston at Washington        | 11/02/85 |

\*Denotes Shot-Clock Non-Existent

In the categories listed as Celtics Lows and Opponents Lows, there are additional figures in between the non-shot clock and shot-clock figures shown; thus, the Celtics 62 points vs. Milwaukee isn't to be interpreted as their sixth lowest scoring effort.

| BIGGEST WINS BY TEAM |          |     | (VS. CURRENT FRANCHISES) | BIGGEST LOSSES BY TEAM |          |     |
|----------------------|----------|-----|--------------------------|------------------------|----------|-----|
| MARGIN/SCORE         | DATE     | H/A | TEAM                     | MARGIN/SCORE           | DATE     | H/A |
| 32/138-106           | 01/06/65 | H   | Atlanta                  | 32/85-117              | 02/28/78 | A   |
| 37/127-90            | 04/08/88 | H   | Brooklyn                 | 36/81-117              | 12/25/02 | A   |
| 37/116-79            | 10/31/79 | A   | Brooklyn                 |                        |          |     |
| 33/92-59             | 10/28/09 | H   | Charlotte                | 26/74-100              | 03/12/13 | A   |
| 30/137-107           | 03/20/88 | H   | Chicago                  | 34/85-119              | 03/11/92 | A   |
| 30/104-74            | 03/10/00 | H   | Chicago                  |                        |          |     |
| 35/123-88            | 12/09/72 | H   | Cleveland                | 31/76-107              | 04/12/09 | A   |
| 24/124-100           | 01/25/09 | H   | Dallas                   | 26/82-108              | 03/29/02 | A   |
| 38/114-76            | 02/23/09 | A   | Denver                   | 29/98-127              | 01/06/79 | A   |
| 44/150-106           | 12/24/60 | H   | Detroit                  | 52/66-118              | 01/31/03 | H   |
| 51/153-102           | 03/07/62 | H   | Golden State             | 38/106-144             | 12/31/70 | H   |
| 39/142-103           | 11/10/71 | A   | Houston                  | 35/84-119              | 02/18/93 | A   |
| 31/133-102           | 11/05/86 | H   | Indiana                  | 31/71-102              | 11/22/93 | H*  |
| 31/125-94            | 01/25/85 | H   | Indiana                  |                        |          |     |
| 35/119-84            | 01/09/89 | H   | LA Clippers              | 29/77-106              | 12/27/13 | A   |
| 44/119-75            | 11/11/55 | H   | LA Lakers                | 37/104-141             | 02/11/68 | H   |
| 33/131-98            | 01/31/96 | H   | Memphis                  | 20/91-111              | 03/10/10 | H   |
| 30/117-87            | 01/29/08 | A   | Miami                    | 31/80-111              | 12/11/93 | A   |
| 36/132-96            | 02/26/88 | H   | Milwaukee                | 36/88-124              | 11/07/92 | A   |
| 33/115-82            | 02/05/95 | H   | Minnesota                | 25/85-110              | 01/30/06 | A   |
| 28/93-65             | 03/12/03 | H   | New Orleans              | 19/78-97               | 12/28/11 | A   |
| 45/104-59            | 11/29/07 | H   | New York                 | 37/89-126              | 10/28/70 | H   |
| 47/139-92            | 11/20/68 | A   | Oklahoma City            | 39/85-124              | 12/29/95 | A   |
| 42/144-102           | 01/30/91 | H   | Orlando                  | 35/87-122              | 03/28/00 | A   |
| 37/124-87            | 12/20/87 | H   | Philadelphia             | 42/96-138              | 10/29/66 | A   |
| 32/130-98            | 11/17/68 | A   | Phoenix                  | 31/100-131             | 02/12/97 | A   |
| 25/126-101           | 11/26/80 | H   | Portland                 | 44/84-128              | 01/04/77 | A   |
| 45/108-83            | 12/28/08 | A   | Sacramento               | 32/63-95               | 11/13/48 | A   |
| 41/132-91            | 03/03/93 | H   | San Antonio              | 30/119-149             | 02/14/79 | A   |
| 36/100-64            | 04/12/96 | H   | Toronto                  | 31/94-125              | 04/20/97 | H   |
| 42/132-90            | 02/24/82 | H   | Utah                     | 20/89-109              | 02/16/87 | A   |
| 46/153-107           | 11/27/70 | H   | Washington               | 45/69-114              | 10/31/02 | A   |
| *Hartford            |          |     |                          |                        |          |     |
| ** Providence        |          |     |                          |                        |          |     |

| MARGINS OF VICTORY |                   |          |         |
|--------------------|-------------------|----------|---------|
| NO.                | OPPONENT          | DATE     | SCORE   |
| 51                 | vs. Philadelphia  | 03/07/62 | 153-102 |
| 49                 | vs. San Francisco | 03/09/69 | 138-89  |
| 48                 | at San Francisco  | 01/05/69 | 134-86  |
| 47                 | at Seattle        | 11/20/68 | 139-92  |
| 46                 | vs. Baltimore     | 11/27/70 | 153-107 |
| 45                 | at Sacramento     | 12/28/08 | 108-63  |
| 45                 | vs. New York      | 11/29/07 | 104-59  |
| 44                 | vs. Golden State  | 11/21/84 | 135-91  |
| 44                 | vs. Chicago       | 01/13/63 | 143-99  |
| 44                 | vs. Detroit       | 12/24/60 | 150-106 |
| 44                 | vs. Minneapolis   | 11/11/55 | 119-75  |
| 44                 | vs. Baltimore     | 01/11/53 | 131-87  |
| 42                 | vs. Orlando       | 01/30/91 | 144-102 |
| 42                 | vs. Utah          | 02/24/82 | 132-90  |
| 42                 | vs. Baltimore     | 01/23/52 | 117-75  |
| 41                 | at New York       | 12/08/13 | 114-73  |
| 41                 | vs. San Antonio   | 03/03/93 | 132-91  |
| 41                 | at Detroit        | 11/07/81 | 129-88  |

| MARGINS OF DEFEAT |                   |          |         |
|-------------------|-------------------|----------|---------|
| 52                | vs. Detroit       | 01/31/03 | 66-118  |
| 45                | at Washington     | 10/31/02 | 69-114  |
| 44                | at Portland       | 01/04/77 | 84-128  |
| 43                | at Detroit        | 03/09/79 | 117-160 |
| 42                | at Washington     | 04/17/94 | 100-142 |
| 42                | at Philadelphia   | 10/29/66 | 96-138  |
| 41                | at Syracuse       | 03/03/60 | 108-149 |
| 40                | at Baltimore      | 02/27/66 | 92-132  |
| 39                | at Seattle        | 12/29/95 | 85-124  |
| 39                | vs. Baltimore     | 01/09/70 | 103-142 |
| 38                | vs. San Francisco | 12/31/70 | 106-144 |
| 37                | vs. New York      | 10/28/70 | 89-126  |
| 37                | vs. Los Angeles   | 02/11/68 | 104-141 |
| 36                | at New Jersey     | 12/25/02 | 81-117  |
| 36                | at Milwaukee      | 11/07/92 | 88-124  |
| 35                | at Orlando        | 03/28/00 | 87-122  |
| 35                | at New York       | 02/01/94 | 79-114  |
| 35                | at Houston        | 02/18/93 | 84-119  |
| 35                | vs. Los Angeles   | 03/16/69 | 73-108  |
| 35                | at Syracuse       | 11/18/59 | 103-138 |
| 35                | at Washington     | 01/03/48 | 60-95   |
| 34                | at Chicago        | 03/11/92 | 85-119  |
| 34                | at Syracuse       | 12/13/53 | 74-108  |

## HOME ATTENDANCE

| YEAR    | GAMES | ATTENDANCE | AVERAGE |
|---------|-------|------------|---------|
| 1946-47 | 30    | 108,240    | 3,608   |
| 1947-48 | 24    | 90,264     | 3,761   |
| 1948-49 | 29    | 144,275    | 4,975   |
| 1949-50 | 26    | 110,552    | 4,252   |
| 1950-51 | 32    | 197,888    | 6,184   |
| 1951-52 | 29    | 160,167    | 5,523   |
| 1952-53 | 24    | 161,808    | 6,742   |
| 1953-54 | 21    | 156,912    | 7,472   |
| 1954-55 | 25    | 175,675    | 7,027   |
| 1955-56 | 26    | 209,645    | 8,064   |
| 1956-57 | 25    | 262,918    | 10,517  |
| 1957-58 | 29    | 240,943    | 8,308   |
| 1958-59 | 30    | 244,642    | 8,165   |
| 1959-60 | 27    | 209,374    | 7,755   |
| 1960-61 | 28    | 201,569    | 7,199   |
| 1961-62 | 28    | 191,855    | 6,852   |
| 1962-63 | 30    | 262,581    | 8,753   |
| 1963-64 | 30    | 223,347    | 7,445   |
| 1964-65 | 30    | 246,529    | 8,318   |
| 1965-66 | 31    | 246,189    | 7,941   |
| 1966-67 | 31    | 322,690    | 10,409  |
| 1967-68 | 37    | 320,788    | 8,670   |
| 1968-69 | 36    | 322,130    | 8,948   |
| 1969-70 | 37    | 277,652    | 7,504   |
| 1970-71 | 39    | 313,768    | 8,045   |
| 1971-72 | 41    | 346,701    | 8,456   |
| 1972-73 | 39    | 423,234    | 10,852  |
| 1973-74 | 32    | 355,261    | 11,102  |
| 1974-75 | 34    | 452,421    | 13,307  |
| 1975-76 | 36    | 484,039    | 13,446  |
| 1976-77 | 35    | 453,672    | 12,962  |
| 1977-78 | 36    | 437,957    | 12,165  |
| 1978-79 | 41    | 417,926    | 10,193  |
| 1979-80 | 39    | 565,105    | 14,490  |
| 1980-81 | 36    | 536,883    | 14,913  |
| 1981-82 | 38    | 582,160    | 15,320  |
| 1982-83 | 38    | 582,160    | 15,320  |
| 1983-84 | 38    | 565,820    | 14,890  |
| 1984-85 | 38    | 565,820    | 14,890  |
| 1985-86 | 38    | 565,820    | 14,890  |
| 1986-87 | 38    | 565,820    | 14,890  |
| 1987-88 | 38    | 565,820    | 14,890  |
| 1988-89 | 38    | 565,820    | 14,890  |
| 1989-90 | 38    | 565,820    | 14,890  |
| 1990-91 | 38    | 565,820    | 14,890  |
| 1991-92 | 38    | 565,820    | 14,890  |
| 1992-93 | 38    | 565,820    | 14,890  |
| 1993-94 | 38    | 565,820    | 14,890  |
| 1994-95 | 38    | 565,820    | 14,890  |
| 1995-96 | 41    | 732,841    | 17,874  |
| 1996-97 | 41    | 664,022    | 16,196  |
| 1997-98 | 41    | 743,422    | 18,132  |
| 1998-99 | 25    | 440,602    | 17,624  |
| 1999-00 | 41    | 683,506    | 16,671  |
| 2000-01 | 41    | 629,201    | 16,437  |
| 2001-02 | 41    | 659,751    | 16,091  |
| 2002-03 | 41    | 709,049    | 17,294  |
| 2003-04 | 41    | 664,248    | 16,201  |
| 2004-05 | 41    | 656,081    | 16,002  |
| 2005-06 | 41    | 692,873    | 16,899  |
| 2006-07 | 41    | 690,576    | 16,843  |
| 2007-08 | 41    | 763,584    | 18,624  |
| 2008-09 | 41    | 763,584    | 18,624  |
| 2009-10 | 41    | 763,584    | 18,624  |
| 2010-11 | 41    | 763,584    | 18,624  |
| 2011-12 | 33    | 614,592    | 18,624  |
| 2012-13 | 40    | 744,960    | 18,624  |
| 2013-14 | 41    | 742,040    | 18,099  |

| CELTICS             |               |                   |         |                    | OPPONENTS                |               |                   |         |
|---------------------|---------------|-------------------|---------|--------------------|--------------------------|---------------|-------------------|---------|
| PLAYER              | DATE          | SITE              | PTS     | TEAM               | PLAYER                   | DATE          | SITE              | PTS     |
| Larry Bird.....     | 03/12/85..... | New Orleans.....  | 60..... | Atlanta.....       | Dominique Wilkins.....   | 02/03/87..... | Atlanta.....      | 54..... |
| Paul Pierce.....    | 12/01/01..... | New Jersey.....   | 48..... | Brooklyn.....      | Mike Newlin.....         | 12/16/79..... | New Jersey.....   | 52..... |
| Larry Bird.....     | 11/14/90..... | Boston.....       | 45..... | Charlotte.....     | Glen Rice.....           | 03/06/97..... | Charlotte.....    | 48..... |
| Larry Bird.....     | 04/21/88..... | Boston.....       | 44..... | Chicago.....       | Michael Jordan.....      | 11/09/88..... | Boston.....       | 52..... |
| Paul Pierce.....    | 02/15/06..... | Boston.....       | 50..... | Cleveland.....     | Brad Daugherty.....      | 04/15/88..... | Cleveland.....    | 44..... |
| Larry Bird.....     | 03/10/86..... | Dallas.....       | 50..... | Dallas.....        | Jim Jackson.....         | 12/15/94..... | Dallas.....       | 40..... |
| Paul Pierce.....    | 01/24/03..... | Boston.....       | 45..... | Denver.....        | Kiki Vandeweghe.....     | 12/30/82..... | Denver.....       | 40..... |
|                     |               |                   |         | Denver.....        | Kiki Vandeweghe.....     | 02/05/82..... | Boston.....       | 40..... |
| Kevin McHale.....   | 03/03/85..... | Boston.....       | 56..... | Detroit.....       | George Yardley.....      | 01/15/58..... | Boston.....       | 51..... |
| Larry Bird.....     | 01/02/88..... | Oakland.....      | 41..... | Golden State.....  | Wilt Chamberlain.....    | 01/14/62..... | Boston.....       | 62..... |
| Larry Bird.....     | 03/17/85..... | Boston.....       | 48..... | Houston.....       | Hakeem Olajuwon.....     | 01/18/96..... | Houston.....      | 51..... |
| Larry Bird.....     | 03/30/83..... | Boston.....       | 53..... | Indiana.....       | Reggie Miller.....       | 02/26/96..... | Boston.....       | 39..... |
| John Havlicek.....  | 11/30/70..... | Philadelphia..... | 38..... | LA Clippers.....   | Bob McAdoo.....          | 02/22/74..... | Buffalo.....      | 52..... |
| Ed Macauley.....    | 03/06/53..... | Boston.....       | 46..... | LA Lakers.....     | Elgin Baylor.....        | 11/08/59..... | Minneapolis.....  | 64..... |
| Antoine Walker..... | 03/15/02..... | Memphis.....      | 38..... | Memphis.....       | Bryant Reeves.....       | 01/15/98..... | Boston.....       | 41..... |
| Reggie Lewis.....   | 04/12/91..... | Boston.....       | 42..... | Miami.....         | Alonzo Mourning.....     | 02/03/96..... | Miami.....        | 45..... |
| Larry Bird.....     | 04/12/85..... | Boston.....       | 47..... | Milwaukee.....     | Kareem Abdul-Jabbar..... | 12/10/71..... | Milwaukee.....    | 55..... |
| Paul Pierce.....    | 12/20/02..... | Minnesota.....    | 42..... | Minnesota.....     | Tony Campbell.....       | 02/02/90..... | Minnesota.....    | 44..... |
| Paul Pierce.....    | 01/15/01..... | Minnesota.....    | 42..... | Minnesota.....     |                          |               |                   |         |
| Jeff Green.....     | 03/16/14..... | Boston.....       | 39..... | New Orleans.....   | Anthony Davis.....       | 03/16/14..... | New Orleans.....  | 40..... |
| Larry Bird.....     | 04/12/87..... | Boston.....       | 47..... | New York.....      | Patrick Ewing.....       | 03/24/90..... | New York.....     | 51..... |
|                     |               |                   |         | New York.....      | Richie Guerin.....       | 02/14/62..... | New York.....     | 51..... |
| Larry Bird.....     | 03/16/90..... | Orlando.....      | 46..... | Orlando.....       | Tracy McGrady.....       | 01/16/04..... | Orlando.....      | 44..... |
| Tom Heinsohn.....   | 12/25/61..... | Syracuse.....     | 45..... | Philadelphia.....  | Hal Greer.....           | 02/21/64..... | Philadelphia..... | 50..... |
| Danny Ainge.....    | 12/09/88..... | Boston.....       | 45..... | Philadelphia.....  | Dolph Schayes.....       | 02/01/59..... | Boston.....       | 50..... |
| Larry Bird.....     | 02/15/88..... | Phoenix.....      | 49..... | Phoenix.....       | Shawn Marion.....        | 02/22/06..... | Phoenix.....      | 44..... |
| Larry Bird.....     | 03/15/92..... | Boston.....       | 49..... | Portland.....      | Maurice Lucas.....       | 01/12/79..... | Boston.....       | 46..... |
| Antoine Walker..... | 01/17/01..... | Sacramento.....   | 47..... | Sacramento.....    | Jack Twyman.....         | 11/11/59..... | Boston.....       | 49..... |
| Robert Parish.....  | 02/17/81..... | San Antonio.....  | 40..... | San Antonio.....   | George Gervin.....       | 02/17/81..... | San Antonio.....  | 49..... |
| Larry Bird.....     | 03/20/87..... | Boston.....       | 42..... | Oklahoma City..... | Bob Rule.....            | 12/26/69..... | Seattle.....      | 41..... |
| John Havlicek.....  | 02/06/72..... | Boston.....       | 42..... | Oklahoma City..... |                          |               |                   |         |
| John Havlicek.....  | 12/26/69..... | Seattle.....      | 42..... | Oklahoma City..... |                          |               |                   |         |
| Paul Pierce.....    | 01/12/09..... | Toronto.....      | 39..... | Toronto.....       | Acie Earl.....           | 04/12/96..... | Boston.....       | 40..... |
| Larry Bird.....     | 12/20/89..... | Boston.....       | 40..... | Utah.....          | Pete Maravich.....       | 01/18/77..... | New Orleans.....  | 44..... |
| Antoine Walker..... | 01/07/98..... | Washington.....   | 49..... | Washington.....    | Walt Bellamy.....        | 12/17/63..... | New York.....     | 45..... |
| Larry Bird.....     | 01/27/88..... | Boston.....       | 49..... | Washington.....    |                          |               |                   |         |



Each individual's top scoring efforts as Celtics are in green. Also, due to the lack of recorded information, players who scored 40, 41 or 42 points in 1966-67, 40 in 1967-68, and 40 in 1968-69 are not tabulated. Each asterisk (\*) denotes an overtime period.

| POINTS  |  |               |              |
|---------|--|---------------|--------------|
| TOTAL   | PLAYER/OPPONENT                                | DATE          | RESULT/SCORE |
| 60..... | Larry Bird vs. Atlanta (at New Orleans).....   | 03/12/85..... | W/126-115    |
| 56..... | Kevin McHale vs. Detroit.....                  | 03/03/85..... | W/138-129    |
| 53..... | Larry Bird vs. Indiana.....                    | 03/30/83..... | W/142-116    |
| 51..... | Sam Jones at Detroit.....                      | 10/29/65..... | L/106-108    |
| 50..... | Paul Pierce vs. Cleveland.....                 | 02/15/06..... | **L/109-113  |
| 50..... | Larry Bird vs. Atlanta.....                    | 11/10/89..... | W/117-106    |
| 50..... | Larry Bird at Dallas.....                      | 03/10/86..... | L/115-116    |
| 49..... | Antoine Walker at Washington.....              | 01/07/98..... | L/108-110    |
| 49..... | Larry Bird vs. Portland.....                   | 03/15/92..... | ** W/152-148 |
| 49..... | Larry Bird at Phoenix.....                     | 02/15/88..... | W/107-106    |
| 49..... | Larry Bird vs. Washington.....                 | 01/27/88..... | W/106-100    |
| 48..... | Paul Pierce at New Jersey.....                 | 12/01/01..... | * W/105-98   |
| 48..... | Larry Bird vs. Houston.....                    | 03/17/85..... | W/134-120    |
| 48..... | Larry Bird vs. Portland.....                   | 01/27/85..... | W/128-127    |
| 48..... | Larry Bird vs. Atlanta.....                    | 12/09/84..... | W/128-127    |
| 47..... | Antoine Walker at Sacramento.....              | 01/17/01..... | L/106-111    |
| 47..... | Larry Bird at Washington.....                  | 11/07/87..... | ** W/140-139 |
| 47..... | Larry Bird vs. New York.....                   | 04/12/87..... | W/119-107    |
| 47..... | Larry Bird at Portland.....                    | 02/14/86..... | * W/120-119  |
| 47..... | Larry Bird vs. Detroit.....                    | 11/27/85..... | W/132-124    |
| 47..... | Larry Bird vs. Milwaukee.....                  | 04/12/85..... | * L/113-115  |
| 46..... | Paul Pierce at New York.....                   | 11/02/02..... | W/117-107    |
| 46..... | Larry Bird at Orlando.....                     | 03/16/90..... | W/130-127    |
| 46..... | Bob Cousy vs. New York.....                    | 02/07/60..... | L/135-142    |
| 46..... | Ed Macauley vs. Minneapolis.....               | 03/06/53..... | W/100-85     |
| 45..... | Paul Pierce vs. Denver.....                    | 01/24/03..... | W/77-58      |
| 45..... | Larry Bird vs. Charlotte.....                  | 11/14/90..... | W/135-126    |
| 45..... | Danny Ainge vs. Philadelphia.....              | 12/09/88..... | W/121-107    |
| 45..... | Larry Bird at Indiana.....                     | 02/24/85..... | W/113-100    |
| 45..... | Larry Bird at Phoenix.....                     | 02/13/80..... | L/134-135    |
| 45..... | Tom Heinsohn at Syracuse.....                  | 12/25/61..... | W/127-122    |
| 44..... | Paul Pierce at New Jersey.....                 | 03/22/01..... | W/113-98     |
| 44..... | Larry Bird vs. Chicago.....                    | 04/21/88..... | W/126-119    |
| 44..... | Larry Bird vs. Portland.....                   | 02/24/88..... | W/113-112    |
| 44..... | Larry Bird at Houston.....                     | 02/09/88..... | L/120-129    |
| 44..... | Sam Jones at New York.....                     | 02/13/65..... | L/113-123    |
| 44..... | Sam Jones at Syracuse.....                     | 03/12/61..... | * W/136-134  |
| 44..... | Bill Sharman vs. New York.....                 | 12/26/57..... | W/120-110    |
| 43..... | Jeff Green vs. Miami.....                      | 03/18/13..... | L/103-105    |
| 43..... | Paul Pierce at New York.....                   | 04/17/12..... | L/110-118    |
| 43..... | Paul Pierce at Seattle.....                    | 12/26/05..... | L/111-118    |
| 43..... | Paul Pierce at Chicago.....                    | 12/02/05..... | L/102-106    |
| 43..... | Antoine Walker vs. New Jersey.....             | 04/05/98..... | L/104-117    |
| 43..... | Dominique Wilkins at Houston.....              | 12/17/94..... | W/112-109    |
| 43..... | Larry Bird vs. Denver.....                     | 12/05/90..... | W/148-140    |
| 43..... | Larry Bird vs. New Jersey.....                 | 04/04/90..... | W/125-106    |
| 43..... | Larry Bird vs. Portland.....                   | 02/25/87..... | W/122-116    |
| 43..... | Larry Bird vs. Cleveland (at Hartford).....    | 03/18/86..... | W/126-96     |
| 43..... | John Havlicek vs. Milwaukee.....               | 03/08/70..... | L/134-138    |
| 43..... | John Havlicek vs. Baltimore (at New York)..... | 12/17/63..... | W/131-114    |
| 43..... | Tom Heinsohn vs. Detroit.....                  | 01/21/62..... | L/120-124    |
| 43..... | Tom Heinsohn vs. New York.....                 | 01/20/60..... | W/144-126    |
| 43..... | Tom Heinsohn vs. Minneapolis.....              | 02/27/59..... | W/173-139    |

CELTICS INDIVIDUAL SCORING HIGHS CONTINUED ON FOLLOWING PAGE

## POINTS

| TOTAL | PLAYER/OPPONENT                              | DATE     | RESULT/SCORE  |
|-------|--|----------|---------------|
| 42    | Paul Pierce vs. Minnesota                    | 12/10/02 | W/108-99      |
| 42    | Antoine Walker at New York                   | 12/11/01 | W/102-93      |
| 42    | Paul Pierce at Phoenix                       | 03/15/01 | W/105-101     |
| 42    | Paul Pierce at LA Lakers                     | 03/13/01 | L/107/112     |
| 42    | Paul Pierce at Minnesota                     | 01/15/01 | W/107-102     |
| 42    | Reggie Lewis at Miami                        | 04/12/91 | W/119-109     |
| 42    | Larry Bird vs. Indiana                       | 11/11/87 | W/120-106     |
| 42    | Larry Bird vs. Seattle                       | 03/20/87 | W/112-108     |
| 42    | Kevin McHale at New York                     | 03/05/85 | W/110-102     |
| 42    | Larry Bird vs. Philadelphia                  | 11/09/84 | W/130-119     |
| 42    | Bob McAdoo at Cleveland                      | 03/27/79 | L/109-111     |
| 42    | John Havlicek vs. Seattle                    | 02/06/72 | W/128-123     |
| 42    | John Havlicek at Seattle                     | 12/26/69 | *** W/122-112 |
| 42    | Tom Heinsohn vs. Chicago                     | 02/11/62 | W/148-115     |
| 42    | Bob Cousy vs. Baltimore (at Worcester)       | 02/22/54 | W/111-110     |
| 42    | Bill Sharman vs. Baltimore (at Philadelphia) | 12/11/52 | W/94-88       |
| 41    | Paul Pierce at Cleveland                     | 12/13/03 | W/105-98      |
| 41    | Paul Pierce vs. Miami                        | 04/11/01 | L/97-102      |
| 41    | Paul Pierce at Atlanta                       | 03/27/01 | * W/115-112   |
| 41    | Paul Pierce vs. Orlando                      | 11/24/00 | * W/103-98    |
| 41    | Todd Day vs. Minnesota                       | 12/22/95 | W/114-113     |
| 41    | Dee Brown at Chicago                         | 03/28/95 | W/126-115     |
| 41    | Dee Brown at Phoenix                         | 02/21/95 | W/129-121     |
| 41    | Larry Bird vs. Philadelphia                  | 03/11/90 | W/107-105     |
| 41    | Larry Bird vs. New York                      | 01/06/88 | W/117-108     |
| 41    | Larry Bird vs. Golden State                  | 01/02/88 | W/115-110     |
| 41    | Larry Bird at Chicago                        | 03/27/87 | * W/111-106   |
| 41    | Larry Bird at Atlanta                        | 01/18/86 | W/125-122     |
| 41    | Larry Bird vs. Portland                      | 12/02/83 | W/115-106     |
| 41    | Larry Bird vs. Detroit                       | 03/02/80 | W/118-115     |
| 41    | JoJo White vs. Kansas City                   | 03/20/77 | * W/118-110   |
| 41    | John Havlicek vs. New York                   | 03/12/72 | W/112-109     |
| 41    | John Havlicek vs. Phoenix (at Baltimore)     | 11/18/69 | W/120-119     |
| 41    | John Havlicek at Milwaukee                   | 12/03/68 | W/137-115     |
| 41    | John Havlicek vs. San Francisco              | 02/28/68 | W/135-110     |
| 41    | John Havlicek at Los Angeles                 | 11/17/65 | L/115-125     |
| 41    | Bill Sharman vs. Minneapolis                 | 12/21/57 | W/140-119     |
| 41    | Tom Heinsohn at St. Louis                    | 03/05/57 | L/102-104     |
| 40    | Paul Pierce vs. Cleveland                    | 12/19/12 | W/103-91      |
| 40    | Paul Pierce vs. Phoenix                      | 02/01/06 | L/94-103      |
| 40    | Paul Pierce vs. Sacramento                   | 04/04/03 | L/92-93       |
| 40    | Paul Pierce at Philadelphia                  | 01/20/03 | W100-99       |
| 40    | Paul Pierce at Detroit                       | 02/02/01 | W/102-95      |
| 40    | Dee Brown at Chicago                         | 04/22/94 | W/104-94      |
| 40    | Larry Bird vs. Miami                         | 04/12/90 | W/139-118     |
| 40    | Larry Bird vs. Utah                          | 12/20/89 | W/113-109     |
| 40    | Larry Bird vs. Seattle                       | 12/13/89 | W/109-97      |
| 40    | Larry Bird at Portland                       | 02/19/88 | W/124-104     |
| 40    | Larry Bird vs. Denver                        | 12/09/87 | L/119-124     |
| 40    | Larry Bird vs. New Jersey                    | 03/22/87 | W/116-104     |
| 40    | Larry Bird vs. Atlanta                       | 01/23/87 | W/126-106     |
| 40    | Larry Bird vs. New Jersey                    | 03/30/86 | W/122-117     |
| 40    | Larry Bird at Denver                         | 02/20/85 | L/129-132     |
| 40    | Larry Bird at Dallas                         | 11/27/84 | W/114-99      |
| 40    | Larry Bird vs. Detroit                       | 01/10/82 | W/134-124     |
| 40    | Robert Parish at San Antonio                 | 02/17/81 | W/128-116     |
| 40    | John Havlicek vs. Portland                   | 11/06/74 | W/128-110     |
| 40    | John Havlicek at Atlanta                     | 01/15/72 | W/122-106     |
| 40    | Don Nelson vs. San Diego                     | 02/25/70 | W/147-124     |
| 40    | Sam Jones vs. Detroit (at Fort Wayne)        | 12/27/64 | W/112-106     |
| 40    | John Havlicek vs. Cincinnati                 | 02/02/64 | * L/117-119   |
| 40    | Tom Heinsohn at Syracuse                     | 01/03/60 | L/113-114     |
| 40    | Bob Cousy vs. Philadelphia (at White Plains) | 03/08/55 | W/112-103     |

### FIELD GOALS MADE

|    |   |            |
|----|---|------------|
| 22 | Larry Bird vs. New York                 | 04/12/87   |
| 22 | Larry Bird vs. Atlanta (at New Orleans) | 03/12/85   |
| 22 | Kevin McHale vs. Detroit                | 03/03/85   |
| 21 | Antoine Walker at Washington            | 01/07/98   |
| 21 | Larry Bird at Portland                  | * 02/14/86 |
| 21 | Larry Bird vs. Indiana                  | 03/30/83   |
| 21 | Sam Jones at Detroit                    | 10/29/65   |
| 20 | Danny Ainge vs. Philadelphia            | 12/09/88   |
| 20 | Larry Bird vs. Washington               | 01/27/98   |
| 20 | Larry Bird vs. Atlanta                  | 12/09/84   |

### ASSISTS

|    |                                 |          |
|----|---------------------------------|----------|
| 28 | Bob Cousy vs. Minneapolis       | 02/27/59 |
| 24 | Rajon Rondo vs. New York        | 10/29/10 |
| 23 | Rajon Rondo vs. San Antonio     | 01/05/11 |
| 23 | Nate Archibald vs. Denver       | 02/05/82 |
| 22 | Sherman Douglas at Philadelphia | 04/03/94 |
| 21 | Sherman Douglas vs. Sacramento  | 12/08/93 |
| 21 | Bob Cousy vs. St. Louis         | 12/21/60 |
| 20 | Rajon Rondo vs. Toronto         | 11/17/12 |
| 20 | Rajon Rondo vs. Philadelphia    | 11/09/12 |
| 19 | Rajon Rondo vs. Chicago         | 12/03/10 |
| 19 | Nate Archibald at San Antonio   | 10/23/79 |
| 19 | Bob Cousy vs. Cincinnati        | 02/19/63 |
| 19 | Bob Cousy vs. Syracuse          | 11/24/56 |

### STEALS

|   |                           |            |
|---|---------------------------|------------|
| 9 | Larry Bird at Utah        | 02/18/85   |
| 9 | Paul Pierce vs. Miami     | 12/03/00   |
| 8 | Larry Bird vs. New Jersey | 01/03/86   |
| 8 | Larry Bird at New Jersey  | * 10/25/85 |

### FREE THROWS MADE

|    |                               |          |
|----|-------------------------------|----------|
| 20 | Paul Pierce at New York       | 11/02/02 |
| 20 | Nate Archibald vs. Chicago    | 01/16/80 |
| 19 | Cedric Maxwell vs. New Jersey | 01/14/79 |
| 19 | John Havlicek vs. Seattle     | 02/06/70 |
| 19 | Frank Ramsey at Detroit       | 12/03/57 |
| 19 | Bill Sharman at Philadelphia  | 03/08/56 |

### REBOUNDS

|    |  |            |
|----|--|------------|
| 51 | Bill Russell vs. Syracuse                | 02/05/60   |
| 49 | Bill Russell vs. Detroit (at Providence) | 03/11/65   |
| 49 | Bill Russell vs. Philadelphia            | 11/16/57   |
| 43 | Bill Russell vs. Los Angeles             | 01/20/63   |
| 41 | Bill Russell vs. San Francisco           | 03/14/65   |
| 41 | Bill Russell vs. Syracuse                | 02/12/58   |
| 40 | Bill Russell vs. Philadelphia            | 02/12/61   |
| 40 | Bill Russell vs. Cincinnati              | * 12/12/58 |

### BLOCKS

|   |                             |          |
|---|-----------------------------|----------|
| 9 | Kevin McHale at Chicago     | 01/21/83 |
| 9 | Kevin McHale at New Jersey  | 04/16/82 |
| 9 | Robert Parish vs. Atlanta   | 03/17/82 |
| 8 | Kevin McHale vs. Sacramento | 01/09/87 |

\* Overtime Period

## POINTS

| TOTAL   | PLAYER/OPPONENT                                       | DATE       |
|---------|---|------------|
| 64..... | Elgin Baylor/at Minneapolis.....                      | 11/08/59   |
| 62..... | Wilt Chamberlain/Philadelphia at Boston.....          | 01/14/62   |
| 55..... | Kareem Abdul-Jabbar/at Milwaukee.....                 | 12/10/71   |
| 54..... | Dominique Wilkins/at Atlanta.....                     | 02/03/87   |
| 53..... | Lew Alcindor/Milwaukee at Boston.....                 | 01/27/71   |
| 53..... | Wilt Chamberlain/at Philadelphia.....                 | 01/27/62   |
| 53..... | Wilt Chamberlain/Philadelphia vs. Boston (at NY)..... | 02/23/60   |
| 52..... | Michael Jordan/Chicago at Boston.....                 | 11/09/88   |
| 52..... | Mike Newlin/at New Jersey.....                        | 12/16/79   |
| 52..... | Bob McAdoo/at Buffalo.....                            | 02/22/74   |
| 52..... | Wilt Chamberlain/Philadelphia at Boston.....          | 12/13/61   |
| 52..... | Bob Pettit/at St. Louis.....                          | 01/20/59   |
| 51..... | Hakeem Olajuwon/at Houston.....                       | 01/18/96   |
| 51..... | Patrick Ewing/at New York.....                        | 03/24/90   |
| 51..... | Kareem Abdul-Jabbar/Milwaukee at Boston.....          | 02/13/72   |
| 51..... | Richie Guerin/at New York.....                        | 02/14/62   |
| 51..... | George Yardley/Detroit at Boston.....                 | 01/15/58   |
| 50..... | Michael Jordan/at Chicago.....                        | 03/18/88   |
| 50..... | Rick Barry/San Francisco vs. Boston (at Oakland)..... | 02/14/67   |
| 50..... | Hal Greer/at Philadelphia.....                        | 02/21/64   |
| 50..... | Elgin Baylor/Los Angeles at Boston.....               | 02/13/63   |
| 50..... | Wilt Chamberlain/San Francisco at Boston.....         | 01/30/63   |
| 50..... | Wilt Chamberlain/Philadelphia at Boston.....          | 01/28/62   |
| 50..... | Dolph Schayes/Syracuse at Boston (OT).....            | * 02/01/59 |

## FIELD GOALS MADE

|         |   |          |
|---------|---|----------|
| 27..... | Wilt Chamberlain/Philadelphia at Boston.....          | 01/14/62 |
| 25..... | Wilt Chamberlain/Philadelphia vs. Boston (at NY)..... | 02/23/60 |
| 25..... | Elgin Baylor/at Minneapolis.....                      | 11/08/59 |
| 23..... | Kareem Abdul-Jabbar/at Milwaukee.....                 | 12/10/71 |
| 23..... | Richie Guerin/at New York.....                        | 02/14/62 |

## FREE THROWS MADE

|         |                                       |          |
|---------|---------------------------------------|----------|
| 22..... | Richie Guerin/New York at Boston..... | 02/11/61 |
| 21..... | Gilbert Arenas/at Washington.....     | 04/05/05 |
| 20..... | Lew Alcindor/Milwaukee at Boston..... | 03/08/70 |

## ASSISTS

|         |  |            |
|---------|--|------------|
| 25..... | Kevin Porter/at Detroit.....             | 03/09/79   |
| 21..... | Magic Johnson/LA Lakers at Boston.....   | 12/15/89   |
| 21..... | Clem Haskins/Chicago at Boston (OT)..... | * 12/06/69 |
| 20..... | Kevin Porter/at Detroit.....             | 11/20/76   |
| 20..... | Bob Davies/at Rochester.....             | 01/22/55   |

## REBOUNDS

|         |                                       |          |
|---------|---------------------------------------|----------|
| 55..... | Wilt Chamberlain/at Philadelphia..... | 11/24/60 |
| 43..... | Wilt Chamberlain/at Philadelphia..... | 03/06/65 |
| 43..... | Wilt Chamberlain/at Philadelphia..... | 01/15/60 |
| 42..... | Wilt Chamberlain/at Los Angeles.....  | 03/07/69 |
| 42..... | Wilt Chamberlain/at Philadelphia..... | 01/14/66 |

## STEALS

|        |                                       |          |
|--------|---------------------------------------|----------|
| 9..... | Hersey Hawkins/at Philadelphia.....   | 01/25/91 |
| 9..... | Michael Jordan/Chicago at Boston..... | 11/09/88 |
| 9..... | Calvin Murphy/at Houston.....         | 12/14/73 |
| 8..... | Michael Jordan/at Chicago.....        | 01/15/89 |
| 8..... | Randy Brown/Chicago at Boston.....    | 04/11/99 |
| 8..... | Bonzi Wells/at New Orleans.....       | 03/22/08 |

## BLOCKS

|         |                                  |          |
|---------|----------------------------------|----------|
| 12..... | Manute Bol/at Washington.....    | 03/26/87 |
| 11..... | Shawn Bradley/at New Jersey..... | 12/21/96 |
| 10..... | Shawn Bradley/at New Jersey..... | 04/19/96 |
| 10..... | Tree Rollins/at Atlanta.....     | 03/14/80 |

### BOSTON'S HIGHS BY QUARTERS

|          |         |                                |                       |
|----------|---------|--------------------------------|-----------------------|
| 1st..... | 50..... | vs. Denver.....                | 02/05/82              |
| 2nd..... | 46..... | at San Francisco.....          | 02/23/68 (unofficial) |
| 3rd..... | 49..... | vs. Detroit at Providence..... | 02/10/60 (unofficial) |
| 4th..... | 54..... | vs. San Diego.....             | 02/25/70              |

### BOSTON'S LOWS BY QUARTERS

|          |        |                              |                       |
|----------|--------|------------------------------|-----------------------|
| 1st..... | 7..... | at Milwaukee.....            | 11/12/74 (unofficial) |
| 2nd..... | 6..... | at New Jersey.....           | 01/09/90              |
| 3rd..... | 7..... | at Seattle.....              | 02/11/03              |
| 4th..... | 8..... | vs. Indiana at Hartford..... | 11/22/93              |

### BOSTON'S HIGHS BY HALVES

|          |         |                                |                       |
|----------|---------|--------------------------------|-----------------------|
| 1st..... | 85..... | vs. Denver.....                | 12/30/82              |
|          | 85..... | vs. Denver.....                | 02/05/82 (unofficial) |
| 2nd..... | 91..... | vs. Detroit at Providence..... | 02/10/60              |
|          | 91..... | vs. Cincinnati.....            | 11/11/59              |

### BOSTON'S LOWS BY HALVES

|          |         |                                  |          |
|----------|---------|----------------------------------|----------|
| 1st..... | 25..... | vs. Cleveland.....               | 02/08/95 |
| 2nd..... | 25..... | at Milwaukee.....                | 03/18/99 |
|          | 25..... | vs. Milwaukee at Providence..... | 02/27/55 |

### OPPONENTS' HIGHS BY QUARTERS

|          |         |                    |                       |
|----------|---------|--------------------|-----------------------|
| 1st..... | 46..... | at New Jersey..... | 02/08/00              |
|          | 46..... | at Phoenix.....    | 03/09/79 (unofficial) |
| 2nd..... | 44..... | vs. Denver.....    | 02/05/82 (unofficial) |
| 3rd..... | 49..... | at Cincinnati..... | 01/23/63 (unofficial) |
| 4th..... | 58..... | vs. Buffalo.....   | 10/20/72              |

### OPPONENTS' LOWS BY QUARTERS

|          |        |                      |                       |
|----------|--------|----------------------|-----------------------|
| 1st..... | 8..... | vs. Orlando.....     | 04/10/98              |
| 2nd..... | 4..... | at Cleveland.....    | 11/28/00              |
| 3rd..... | 8..... | vs. Indiana.....     | 11/06/96 (unofficial) |
| 4th..... | 9..... | at Charlotte.....    | 04/05/08              |
|          | 9..... | at New Jersey.....   | 01/11/08              |
|          | 9..... | vs. New Jersey.....  | 03/18/03              |
|          | 9..... | vs. Miami.....       | 04/10/02              |
|          | 9..... | vs. New York.....    | 02/26/99              |
|          | 9..... | at Miami.....        | 11/15/88              |
|          | 9..... | at Golden State..... | 02/14/78              |
|          | 9..... | St. Louis.....       | 12/26/64              |

### OPPONENTS HIGHS BY HALVES

|          |         |                             |                       |
|----------|---------|-----------------------------|-----------------------|
| 1st..... | 80..... | at Syracuse.....            | 01/19/63 (unofficial) |
| 2nd..... | 88..... | New York at Providence..... | 12/19/63 (unofficial) |

### OPPONENTS LOWS BY HALVES

|          |         |                      |          |
|----------|---------|----------------------|----------|
| 1st..... | 22..... | vs. Milwaukee.....   | 03/13/11 |
| 2nd..... | 25..... | at Golden State..... | 02/14/78 |
|          | 25..... | vs. St. Louis.....   | 12/26/64 |

### BOSTON'S HIGH AND LOW POINT GAMES

|           |          |                                  |          |
|-----------|----------|----------------------------------|----------|
| High..... | 173..... | vs. Minneapolis.....             | 02/27/59 |
| Low.....  | 62.....  | vs. Milwaukee at Providence..... | 02/27/55 |

### OPPONENTS HIGH AND LOW POINT GAMES

|           |          |                    |          |
|-----------|----------|--------------------|----------|
| High..... | 160..... | at Detroit.....    | 03/09/79 |
| Low.....  | 56.....  | vs. Milwaukee..... | 03/13/11 |

## TEAM SCORING

### CELTICS:

|    |                        |             |
|----|------------------------|-------------|
| 1. | 137 vs. Atlanta.....   | 04/14/04    |
| 2. | 136 vs. Toronto.....   | 04/12/96    |
| 3. | 131 vs. Vancouver..... | 01/31/96    |
| 4. | 129 vs. Charlotte..... | 05/05/99 ** |

### OPPONENTS:

|    |                         |             |
|----|-------------------------|-------------|
| 1. | 133 vs. Charlotte.....  | 05/05/99 ** |
| 2. | 132 vs. Atlanta.....    | 04/14/04    |
| 3. | 131 vs. New Jersey..... | 12/01/95 *  |
| 4. | 128 vs. Phoenix.....    | 01/28/05    |

## TEAM REBOUNDING

### CELTICS:

|    |                        |             |
|----|------------------------|-------------|
| 1. | 65 vs. Milwaukee.....  | 03/08/00    |
| 2. | 61 vs. Memphis.....    | 12/23/01    |
|    | 61 vs. Toronto.....    | 12/11/96    |
| 3. | 60 vs. Seattle.....    | 01/21/00    |
|    | 60 vs. New Jersey..... | 03/17/96 ** |

### OPPONENTS:

|    |                       |              |
|----|-----------------------|--------------|
| 1. | 62 vs. Milwaukee..... | 02/07/01     |
|    | 62 vs. Toronto.....   | 12/11/96 *** |
| 2. | 59 vs. Denver.....    | 12/10/00 *   |
| 3. | 58 vs. Milwaukee..... | 12/16/96     |

## TEAM BLOCKS

### CELTICS:

|    |                          |          |
|----|--------------------------|----------|
| 1. | 12 vs. Denver.....       | 11/15/96 |
| 2. | 11 vs. Milwaukee.....    | 11/07/08 |
|    | 11 vs. Chicago.....      | 03/26/06 |
|    | 11 vs. Utah.....         | 12/21/05 |
|    | 11 vs. New York.....     | 11/02/05 |
|    | 11 vs. Philadelphia..... | 04/09/99 |

### OPPONENTS:

|    |                         |            |
|----|-------------------------|------------|
| 1. | 13 vs. Orlando.....     | 11/24/00 * |
|    | 13 vs. Minnesota.....   | 01/03/97   |
| 2. | 12 vs. Utah.....        | 12/19/03   |
|    | 12 vs. L.A. Lakers..... | 11/27/96   |
|    | 12 vs. Portland.....    | 01/03/96 * |
| 3. | 11 vs. Denver.....      | 12/15/04   |
|    | 11 vs. Atlanta.....     | 11/22/02   |
|    | 11 vs. New York.....    | 01/12/96   |

## TEAM ASSISTS

### CELTICS:

|    |                          |             |
|----|--------------------------|-------------|
| 1. | 40 vs. Chicago.....      | 02/19/08    |
|    | 40 vs. Golden State..... | 02/27/98    |
| 2. | 38 vs. Detroit.....      | 03/09/14    |
| 3. | 34 vs. Charlotte.....    | 05/05/99 ** |
|    | 34 vs. Dallas.....       | 02/04/98    |
|    | 34 vs. Vancouver.....    | 01/31/96    |

### OPPONENTS:

|    |                         |            |
|----|-------------------------|------------|
| 1. | 35 vs. Sacramento.....  | 12/05/04   |
|    | 35 vs. San Antonio..... | 11/24/99   |
|    | 35 vs. Washington.....  | 04/06/97   |
| 2. | 33 vs. Charlotte.....   | 4/11/14    |
|    | 33 vs. Seattle.....     | 11/22/96   |
| 3. | 32 vs. San Antonio..... | 01/18/04   |
|    | 32 vs. Phoenix.....     | 11/28/97 * |
|    | 32 vs. Atlanta.....     | 03/09/97   |

## INDIVIDUAL SCORING

### CELTICS:

|    |                                       |          |
|----|---------------------------------------|----------|
| 1. | 50 Paul Pierce vs. Cleveland.....     | 02/15/06 |
| 2. | 43 Jeff Green vs. Miami.....          | 03/18/13 |
|    | 43 Paul Pierce vs. Chicago.....       | 12/02/05 |
|    | 43 Antoine Walker vs. New Jersey..... | 04/08/98 |
| 3. | 41 Paul Pierce vs. Miami.....         | 04/11/01 |
|    | 41 Paul Pierce vs. Orlando.....       | 11/24/00 |
|    | 41 Todd Day vs. Minnesota.....        | 12/22/95 |

### OPPONENTS:

|    |                                      |          |
|----|--------------------------------------|----------|
| 1. | 47 Allen Iverson (Philadelphia)..... | 01/25/02 |
| 2. | 43 Kobe Bryant (LA Lakers).....      | 01/31/07 |
|    | 43 Kobe Bryant (LA Lakers).....      | 03/20/06 |
|    | 43 LeBron James (Cleveland).....     | 02/15/06 |
| 3. | 42 Amare Stoudemire (Phoenix).....   | 01/28/05 |
| 4. | 41 Bryant Reeves (Vancouver).....    | 01/15/98 |

## INDIVIDUAL REBOUNDING

### CELTICS:

|    |                                       |          |
|----|---------------------------------------|----------|
| 1. | 21 Mark Blount vs. Orlando.....       | 03/01/04 |
|    | 21 Antoine Walker vs. Orlando.....    | 03/21/97 |
| 2. | 20 Jared Sullinger vs. Toronto.....   | 01/15/14 |
|    | 20 Pervis Ellison vs. Charlotte.....  | 02/20/96 |
| 3. | 19 Antoine Walker vs. New Jersey..... | 12/20/00 |
|    | 19 Antoine Walker vs. Milwaukee.....  | 03/08/00 |

### OPPONENTS:

|    |   |          |
|----|---|----------|
| 1. | 22 Andre Drummond (Detroit).....        | 03/09/14 |
|    | 22 Dikembe Mutombo (Philadelphia).....  | 03/11/01 |
| 2. | 21 Shareef Abdur-Rahim (Vancouver)..... | 11/26/00 |
|    | 21 Popeye Jones (Toronto).....          | 12/11/96 |
| 3. | 20 Shaquille O'Neal (LA Lakers).....    | 12/20/99 |

## INDIVIDUAL BLOCKS

### CELTICS:

|    |                                       |          |
|----|---------------------------------------|----------|
| 1. | 7 Kendrick Perkins vs. Atlanta.....   | 04/03/09 |
|    | 7 Kendrick Perkins vs. Milwaukee..... | 11/07/08 |
|    | 7 Tony Battie vs. Chicago.....        | 03/21/99 |
|    | 7 Dino Radja vs. Denver.....          | 11/15/96 |
| 2. | 6 Kendrick Perkins vs. New York.....  | 04/09/06 |
|    | 6 Pervis Ellison vs. Charlotte.....   | 02/20/96 |

### OPPONENTS:

|    |                                      |          |
|----|--------------------------------------|----------|
| 1. | 8 Kevin Garnett (Minnesota).....     | 01/03/97 |
| 2. | 7 Theo Ratliff (Atlanta).....        | 02/06/04 |
|    | 7 Andrei Kirilenko (Utah).....       | 12/19/03 |
|    | 7 Charles "Bo" Outlaw (Orlando)..... | 11/24/00 |
|    | 7 Theo Ratliff (Philadelphia).....   | 04/09/99 |
|    | 7 Jim McIlvanie (Washington).....    | 04/10/96 |
|    | 7 Shawn Bradley (New Jersey).....    | 03/17/96 |

## INDIVIDUAL ASSISTS

### CELTICS:

|    |                                     |          |
|----|-------------------------------------|----------|
| 1. | 24 Rajon Rondo vs. New York.....    | 10/29/10 |
| 2. | 23 Rajon Rondo vs. San Antonio..... | 01/05/11 |
| 3. | 20 Rajon Rondo vs. Toronto.....     | 11/17/13 |

### OPPONENTS:

|    |                                      |          |
|----|--------------------------------------|----------|
| 1. | 18 Rod Strickland (Portland).....    | 01/03/96 |
| 2. | 15 Jose Calderon (Toronto).....      | 11/20/10 |
|    | 15 Tim Hardaway (Miami).....         | 02/05/97 |
| 3. | 14 Kendall Marshall (LA Lakers)..... | 11/17/14 |
|    | 14 Brandon Jennings (Detroit).....   | 12/18/13 |
|    | 14 Jrue Holiday (Philadelphia).....  | 12/21/12 |
|    | Eight more players tied at 14.....   |          |

\* Denotes number of overtimes played.

## HOME ATTENDANCE (SELLOUT IS 18,624)

| YEAR    | TOT     | AVG    | LOW                    | SELLOUTS |
|---------|---------|--------|------------------------|----------|
| 1995-96 | 732,841 | 17,874 | 16,061 (Mil. 03/04/96) | 11       |
| 1996-97 | 664,022 | 16,196 | 13,184 (Atl. 11/13/96) | 6        |
| 1997-98 | 743,422 | 18,132 | 15,760 (Den. 11/12/97) | 28       |
| 1998-99 | 440,602 | 17,624 | 15,364 (Atl. 04/14/99) | 6        |
| 1999-00 | 683,506 | 16,671 | 14,115 (Cle. 01/03/00) | 8        |
| 2000-01 | 629,201 | 15,346 | 11,551 (Van. 11/26/00) | 6        |
| 2001-02 | 659,751 | 16,091 | 12,587 (Den. 12/05/01) | 10       |
| 2002-03 | 709,049 | 17,294 | 13,049 (Pho. 12/11/02) | 19       |
| 2004-05 | 656,081 | 16,002 | 13,002 (N.O. 01/03/05) | 11       |

| YEAR    | TOT     | AVG    | LOW                      | SELLOUTS |
|---------|---------|--------|--------------------------|----------|
| 2005-06 | 692,873 | 16,899 | 14,017 (G. St. 12/19/05) | 18       |
| 2006-07 | 690,576 | 16,843 | 14,033 (Ind. 11/15/06)   | 9        |
| 2007-08 | 763,584 | 18,624 |                          | 41       |
| 2008-09 | 763,584 | 18,624 |                          | 41       |
| 2009-10 | 763,584 | 18,624 |                          | 41       |
| 2010-11 | 763,584 | 18,624 |                          | 41       |
| 2011-12 | 614,592 | 18,624 |                          | 33       |
| 2012-13 | 744,960 | 18,624 |                          | 40       |
| 2013-14 | 742,040 | 18,099 | 16,605 (Atl. 2/26/14)    | 23       |



## MOST POINTS

|               |       |  |          |
|---------------|-------|--|----------|
| Season.....   | 2,338 | John Havlicek.....                           | 1970-71  |
| Game.....     | 60    | Larry Bird vs. Atlanta (at New Orleans)..... | 03/12/85 |
| Half.....     | 37    | Larry Bird vs. Atlanta (at New Orleans)..... | 03/12/85 |
| Quarter.....  | 24    | Todd Day vs. Minnesota.....                  | 12/22/95 |
|               | 24    | Larry Bird vs. Indiana.....                  | 03/30/83 |
| Overtime..... | 15    | Delonte West vs. Minnesota.....              | 03/04/07 |
| Average.....  | 29.9  | Larry Bird.....                              | 1987-88  |

## MOST FIELD GOALS MADE

|              |     |  |          |
|--------------|-----|--|----------|
| Season.....  | 918 | Larry Bird.....                              | 1984-85  |
| Game.....    | 22  | Larry Bird vs. New York.....                 | 04/12/87 |
|              | 22  | Larry Bird vs. Atlanta (at New Orleans)..... | 03/12/85 |
|              | 22  | Kevin McHale vs. Detroit.....                | 03/03/85 |
| Half.....    | 15  | Larry Bird vs. Washington.....               | 01/27/88 |
|              | 15  | Larry Bird vs. Atlanta (at New Orleans)..... | 03/12/85 |
| Quarter..... | 10  | Larry Bird vs. Washington.....               | 01/27/88 |
|              | 10  | Kevin McHale vs. Detroit.....                | 03/03/85 |
|              | 10  | Larry Bird vs. Indiana.....                  | 03/30/83 |
|              | 10  | Tom Heinsohn vs. Cincinnati.....             | 02/08/59 |

## MOST FIELD GOALS ATTEMPTED

|              |       |  |          |
|--------------|-------|--|----------|
| Season.....  | 1,982 | John Havlicek.....                           | 1970-71  |
| Game.....    | 42    | John Havlicek vs. Baltimore.....             | 02/03/65 |
| Half.....    | 23    | Larry Bird vs. Atlanta (at New Orleans)..... | 03/12/85 |
|              | 23    | Bob Cousy vs. New York.....                  | 03/10/59 |
| Quarter..... | 17    | Bob Cousy vs. New York.....                  | 03/10/59 |

## MOST FREE THROWS MADE

|                  |     |                                 |                   |
|------------------|-----|---------------------------------|-------------------|
| Season.....      | 627 | Paul Pierce.....                | 2005-06           |
| Game.....        | 20  | Paul Pierce at New York.....    | 11/02/02          |
|                  | 20  | Nate Archibald vs. Chicago..... | 01/16/80          |
| Half.....        | 15  | Paul Pierce vs. Miami.....      | 03/01/06          |
| Quarter.....     | 11  | Frank Ramsey at Detroit.....    | 12/03/57          |
| Consecutive..... | 72  | Ray Allen.....                  | 12/25/08-02/23/09 |

## MOST FREE THROWS ATTEMPTED

|              |     |                                       |          |
|--------------|-----|---------------------------------------|----------|
| Season.....  | 812 | Paul Pierce.....                      | 2005-06  |
| Game.....    | 24  | Paul Pierce at Toronto.....           | 04/04/06 |
|              | 24  | Paul Pierce vs. New York.....         | 11/02/05 |
|              | 24  | John Havlicek vs. Seattle.....        | 02/06/70 |
| Half.....    | 17  | Paul Pierce vs. Miami.....            | 03/01/06 |
| Quarter..... | 13  | Sherman Douglas vs. Golden State..... | 01/21/94 |
|              | 13  | Bill Russell at Philadelphia.....     | 02/09/59 |

## MOST REBOUNDS

|              |       |                                    |          |
|--------------|-------|------------------------------------|----------|
| Season.....  | 1,930 | Bill Russell.....                  | 1963-64  |
| Game.....    | 51    | Bill Russell vs. Syracuse.....     | 02/05/60 |
| Half.....    | 32    | Bill Russell vs. Philadelphia..... | 11/16/57 |
| Quarter..... | 17    | Bill Russell vs. Syracuse.....     | 02/05/60 |
|              | 17    | Bill Russell vs. Cincinnati.....   | 12/12/58 |
|              | 17    | Bill Russell vs. Philadelphia..... | 11/16/57 |
| Average..... | 24.7  | Bill Russell.....                  | 1963-64  |

## MOST ASSISTS

|              |      |                                |          |
|--------------|------|--------------------------------|----------|
| Season.....  | 794  | Rajon Rondo.....               | 2009-10  |
| Game.....    | 28   | Bob Cousy vs. Minneapolis..... | 02/27/59 |
| Half.....    | 19   | Bob Cousy vs. Minneapolis..... | 02/27/59 |
| Quarter..... | 12   | Bob Cousy vs. Minneapolis..... | 02/27/59 |
| Average..... | 11.7 | Rajon Rondo.....               | 2011-12  |

### MOST PERSONAL FOULS

|              |          |                                   |          |
|--------------|----------|-----------------------------------|----------|
| Season.....  | 356..... | Charlie Scott.....                | 1975-76  |
| Quarter..... | 5.....   | Jim Loscutoff vs. Cincinnati..... | 11/12/62 |

### MOST MINUTES PLAYED

|              |            |                    |         |
|--------------|------------|--------------------|---------|
| Season.....  | 3,698..... | John Havlicek..... | 1971-72 |
| Average..... | 45.4.....  | John Havlicek..... | 1970-71 |

### LONGEST CONSECUTIVE GAMES STREAK

|          |                 |                   |
|----------|-----------------|-------------------|
| 488..... | JoJo White..... | 01/21/72-01/29/78 |
|----------|-----------------|-------------------|

### HIGHEST FIELD GOAL PERCENTAGE

|             |           |                     |                   |
|-------------|-----------|---------------------|-------------------|
| Season..... | .609..... | Cedric Maxwell..... | 1979-80 (457-750) |
|-------------|-----------|---------------------|-------------------|

### HIGHEST FREE THROW PERCENTAGE (MINIMUM OF 100 ATTEMPTS)

|             |           |                |                   |
|-------------|-----------|----------------|-------------------|
| Season..... | .952..... | Ray Allen..... | 2008-09 (237-249) |
|-------------|-----------|----------------|-------------------|

### MOST DISQUALIFICATIONS

|             |         |                  |         |
|-------------|---------|------------------|---------|
| Season..... | 19..... | Tom Sanders..... | 1964-65 |
|-------------|---------|------------------|---------|

### THREE POINT FIELD GOALS MADE

|                      |          |                                   |                   |
|----------------------|----------|-----------------------------------|-------------------|
| Game.....            | 9.....   | Antoine Walker at Minnesota.....  | 11/09/02          |
|                      | 9.....   | Antoine Walker at Sacramento..... | 01/17/01          |
| Season.....          | 222..... | Antoine Walker.....               | 2001-02           |
| Consecutive.....     | 11.....  | Scott Wedman.....                 | 12/21/84-03/31/85 |
| Game, No Misses..... | 6.....   | Walter McCarty at Toronto.....    | 11/02/99          |
|                      | 6.....   | Danny Ainge at Utah.....          | 01/04/88          |

### THREE POINT FIELD GOALS ATTEMPTED

|             |          |                                 |          |
|-------------|----------|---------------------------------|----------|
| Game.....   | 17.....  | Antoine Walker at New York..... | 12/11/01 |
| Season..... | 645..... | Antoine Walker.....             | 2001-02  |

### HIGHEST THREE POINT FIELD GOAL PERCENTAGE

|             |           |                |                   |
|-------------|-----------|----------------|-------------------|
| Season..... | .444..... | Ray Allen..... | 2010-11 (168-378) |
|-------------|-----------|----------------|-------------------|

### MOST BLOCKS

|             |          |                                 |          |
|-------------|----------|---------------------------------|----------|
| Season..... | 214..... | Robert Parish.....              | 1980-81  |
| Game.....   | 9.....   | Kevin McHale at Chicago.....    | 01/21/83 |
|             | 9.....   | Kevin McHale at New Jersey..... | 04/16/82 |
|             | 9.....   | Robert Parish vs. Atlanta.....  | 03/17/82 |

### MOST STEALS

|             |          |                            |          |
|-------------|----------|----------------------------|----------|
| Season..... | 189..... | Rajon Rondo.....           | 2009-10  |
| Game.....   | 9.....   | Paul Pierce vs. Miami..... | 12/03/99 |
|             | 9.....   | Larry Bird at Utah.....    | 02/18/85 |

## MOST POINTS

|               |       |                                |          |
|---------------|-------|--------------------------------|----------|
| Season.....   | 9,687 |                                | 1961-62  |
| Game.....     | 173   | vs. Minneapolis.....           | 02/27/59 |
| Half.....     | 91    | vs. Detroit at Providence..... | 02/10/60 |
|               | 91    | vs. Cincinnati.....            | 11/11/59 |
| Quarter.....  | 54    | vs. San Diego.....             | 02/25/70 |
| Overtime..... | 21    | at San Francisco.....          | 01/02/63 |
| Average.....  | 124.5 |                                | 1959-60  |

## MOST FIELD GOALS MADE

|              |       |                      |          |
|--------------|-------|----------------------|----------|
| Season.....  | 3,855 |                      | 1961-62  |
| Game.....    | 72    | vs. Minneapolis..... | 02/27/59 |
| Half.....    | 40    | vs. Minneapolis..... | 02/27/59 |
| Quarter..... | 23    | vs. Minneapolis..... | 02/27/59 |

## MOST FIELD GOALS ATTEMPTED

|              |       |                       |          |
|--------------|-------|-----------------------|----------|
| Season.....  | 9,295 |                       | 1960-61  |
| Game.....    | 150   | vs. Philadelphia..... | 03/02/60 |
| Half.....    | 83    | at Philadelphia.....  | 12/27/60 |
| Quarter..... | 47    | vs. Minneapolis.....  | 02/27/59 |

## MOST FREE THROWS MADE

|              |       |                     |          |
|--------------|-------|---------------------|----------|
| Season.....  | 2,216 |                     | 1966-67  |
| Game.....    | 56    | at Minneapolis..... | 11/28/54 |
| Half.....    | 32    | vs. Syracuse.....   | 01/30/51 |
| Quarter..... | 23    | at Chicago.....     | 01/09/63 |

## MOST FREE THROWS ATTEMPTED

|              |       |                     |          |
|--------------|-------|---------------------|----------|
| Season.....  | 2,983 |                     | 1967-68  |
| Game.....    | 66    | at Minneapolis..... | 11/28/54 |
| Half.....    | 39    | at Chicago.....     | 01/09/63 |
| Quarter..... | 30    | at Chicago.....     | 01/09/63 |

## MOST REBOUNDS

|              |       |                      |          |
|--------------|-------|----------------------|----------|
| Season.....  | 6,131 |                      | 1960-61  |
| Game.....    | 109   | vs. Detroit.....     | 12/24/60 |
| Half.....    | 65    | vs. Cincinnati.....  | 01/12/62 |
| Quarter..... | 35    | vs. Minneapolis..... | 02/26/60 |

## MOST ASSISTS

|              |       |                      |          |
|--------------|-------|----------------------|----------|
| Season.....  | 2,448 |                      | 1987-88  |
| Game.....    | 46    | vs. Dallas.....      | 12/18/85 |
| Half.....    | 26    | vs. LA Clippers..... | 03/06/87 |
|              | 26    | vs. Dallas.....      | 12/18/85 |
|              | 26    | vs. Detroit.....     | 11/03/63 |
| Quarter..... | 23    | vs. Washington.....  | 12/11/08 |

## MOST PERSONAL FOULS

|             |       |  |         |
|-------------|-------|--|---------|
| Season..... | 2,320 |  | 1969-70 |
|-------------|-------|--|---------|

## MOST DISQUALIFICATIONS

|             |    |  |         |
|-------------|----|--|---------|
| Season..... | 56 |  | 1952-53 |
|-------------|----|--|---------|

HIGHEST FIELD GOAL PERCENTAGE

|              |            |                        |
|--------------|------------|------------------------|
| Season ..... | .521 ..... | 1987-88                |
| Game .....   | .679 ..... | vs. Golden State ..... |

11/21/84

HIGHEST FREE THROW PERCENTAGE

|              |             |                             |
|--------------|-------------|-----------------------------|
| Season ..... | .832 .....  | 1989-90                     |
| Game .....   | 1.000 ..... | vs. Miami (35-for-35) ..... |

04/12/90

HIGHEST THREE POINT FIELD GOAL PERCENTAGE

|              |             |                                  |
|--------------|-------------|----------------------------------|
| Season ..... | .397 .....  | 2008-09                          |
| Game .....   | 1.000 ..... | at New Jersey (4-for-4) .....    |
|              | 1.000 ..... | vs. Philadelphia (4-for-4) ..... |

03/25/92

12/04/81

MOST THREE POINT FIELD GOALS MADE

|              |           |                   |
|--------------|-----------|-------------------|
| Season ..... | 719 ..... | 2002-03           |
| Game .....   | 17 .....  | at Portland ..... |
|              | 17 .....  | at Atlanta .....  |

01/03/03

11/17/01

MOST THREE POINT FIELD GOALS ATTEMPTED

|              |             |                   |
|--------------|-------------|-------------------|
| Season ..... | 1,994 ..... | 2002-03           |
| Game .....   | 38 .....    | at Portland ..... |

02/13/2003

MOST BLOCKS

|              |           |                  |
|--------------|-----------|------------------|
| Season ..... | 594 ..... | 1980-81          |
| Game .....   | 16 .....  | at Chicago ..... |

01/21/83

MOST STEALS

|              |           |                     |
|--------------|-----------|---------------------|
| Season ..... | 987 ..... | 1997-98             |
| Game .....   | 21 .....  | at Orlando .....    |
|              | 21 .....  | at Phoenix .....    |
|              | 21 .....  | at Chicago .....    |
|              | 21 .....  | vs. LA Lakers ..... |

01/10/98

12/30/97

03/26/83

01/18/81

MOST PLAYERS AVERAGING DOUBLE FIGURES

|              |          |         |
|--------------|----------|---------|
| Season ..... | .8 ..... | 1979-80 |
|--------------|----------|---------|

### MOST FIELD GOALS MADE

|                  |          |                     |          |
|------------------|----------|---------------------|----------|
| Boston .....     | 72 ..... | vs Minneapolis..... | 02/27/59 |
| Opposition ..... | 69 ..... | at Detroit.....     | 03/09/79 |

### MOST FIELD GOALS ATTEMPTED

|                  |           |                      |                       |
|------------------|-----------|----------------------|-----------------------|
| Boston .....     | 150 ..... | vs Philadelphia..... | 03/02/60              |
| Opposition ..... | 142 ..... | at Detroit.....      | 11/17/59 (Unofficial) |

### MOST THREE POINT FIELD GOALS MADE

|                  |          |                  |          |
|------------------|----------|------------------|----------|
| Boston .....     | 17 ..... | at Portland..... | 01/03/03 |
|                  | 17 ..... | at Atlanta.....  | 11/17/01 |
| Opposition ..... | 18 ..... | at Seattle.....  | 02/22/04 |

### MOST THREE POINT FIELD GOALS MADE, NO MISSES

|                  |         |                      |          |
|------------------|---------|----------------------|----------|
| Boston .....     | 4 ..... | at New Jersey.....   | 03/25/92 |
|                  | 4 ..... | vs Philadelphia..... | 12/04/81 |
| Opposition ..... | 4 ..... | at Washington.....   | 11/03/79 |

### MOST THREE POINT FIELD GOALS ATTEMPTED

|                  |          |                   |          |
|------------------|----------|-------------------|----------|
| Boston .....     | 37 ..... | at Atlanta.....   | 11/17/01 |
| Opposition ..... | 41 ..... | vs. Seattle ..... | 12/10/03 |

### MOST FREE THROWS MADE

|                  |          |                     |                       |
|------------------|----------|---------------------|-----------------------|
| Boston .....     | 56 ..... | at Minneapolis..... | 11/28/54              |
| Opposition ..... | 48 ..... | at Phoenix.....     | 02/19/71              |
|                  | 48 ..... | vs. Milwaukee.....  | 03/08/70 (Unofficial) |

### MOST FREE THROWS ATTEMPTED

|                  |          |                     |                       |
|------------------|----------|---------------------|-----------------------|
| Boston .....     | 66 ..... | at Minneapolis..... | 11/28/54              |
| Opposition ..... | 64 ..... | at Atlanta.....     | 02/15/70 (Unofficial) |

### MOST REBOUNDS

|                  |           |                          |          |
|------------------|-----------|--------------------------|----------|
| Boston .....     | 109 ..... | vs. Detroit .....        | 12/24/60 |
| Opposition ..... | 107 ..... | Detroit at New York..... | 11/15/60 |

### MOST ASSISTS

|                  |          |                     |          |
|------------------|----------|---------------------|----------|
| Boston .....     | 46 ..... | vs. Dallas.....     | 12/18/85 |
| Opposition ..... | 49 ..... | at San Antonio..... | 02/14/79 |

### MOST PERSONAL FOULS

|                  |          |                   |                       |
|------------------|----------|-------------------|-----------------------|
| Boston .....     | 42 ..... | vs. Miami.....    | 12/04/95 (Unofficial) |
| Opposition ..... | 46 ..... | at New York ..... | 11/18/87 (Unofficial) |

### MOST BLOCKS

|                  |          |                      |                       |
|------------------|----------|----------------------|-----------------------|
| Boston .....     | 16 ..... | at Chicago.....      | 01/21/83              |
| Opposition ..... | 17 ..... | at Philadelphia..... | 04/11/82 (Unofficial) |

### MOST STEALS

|            |    |              |                       |
|------------|----|--------------|-----------------------|
| Boston     | 21 | at Orlando   | 01/10/98              |
|            | 21 | at Phoenix   | 12/30/97              |
|            | 21 | at Chicago   | 03/26/83              |
|            | 21 | vs. Lakers   | 01/18/81              |
| Opposition | 20 | at Seattle   | 02/17/96              |
|            | 20 | at Milwaukee | 11/07/92 (Unofficial) |

### MOST TURNOVERS

|            |    |                          |                       |
|------------|----|--------------------------|-----------------------|
| Boston     | 40 | Portland at Philadelphia | 01/05/71              |
| Opposition | 37 | at New Jersey            | 10/31/79 (Unofficial) |

### HIGHEST FG%

|            |      |                  |                                   |
|------------|------|------------------|-----------------------------------|
| Boston     | .679 | vs. Golden State | 11/21/84 (55-for-81)              |
| Opposition | .659 | at Denver        | 02/17/88 (Unofficial) (54-for-82) |

### HIGHEST FT%

|            |       |                   |                      |
|------------|-------|-------------------|----------------------|
| Boston     | 1.000 | vs. Charlotte     | 04/11/14 (13-for-13) |
|            | 1.000 | at Detroit        | 11/03/13 (12-for-12) |
|            | 1.000 | at Miami          | 04/12/13 (13-for-13) |
|            | 1.000 | at Atlanta        | 01/25/13 (20-for-20) |
|            | 1.000 | at Chicago        | 11/12/12 (16-for-16) |
|            | 1.000 | vs. LA Lakers     | 02/09/12 (5-for-5)   |
|            | 1.000 | vs. Charlotte     | 02/07/12 (8-for-8)   |
|            | 1.000 | vs. Orlando       | 01/23/12 (19-for-19) |
|            | 1.000 | vs. Detroit       | 12/30/11 (19-for-19) |
|            | 1.000 | at New York       | 12/15/10 (21-for-21) |
|            | 1.000 | at Dallas         | 11/08/10 (7-for-7)   |
|            | 1.000 | at Detroit        | 11/02/10 (18-for-18) |
|            | 1.000 | vs. L.A. Clippers | 02/04/04 (8 for 8)   |
|            | 1.000 | vs. Miami         | 04/12/90 (35-for-35) |
| Opposition | 1.000 | vs. Orlando       | 02/01/13 (9-for-9)   |
|            | 1.000 | vs. Toronto       | 01/23/08 (19-for-19) |
|            | 1.000 | at Toronto        | 04/04/06 (28-for-28) |
|            | 1.000 | at Washington     | 11/24/01 (16-for-16) |
|            | 1.000 | at New York       | 12/21/00 (9-for-9)   |
|            | 1.000 | vs. Miami         | 03/24/93 (30-for-30) |
|            | 1.000 | at Utah           | 12/28/85 (30-for-30) |

### MOST WINS

|                         |      |                    |                   |
|-------------------------|------|--------------------|-------------------|
| Season                  | 68   |                    | 1972-73           |
| Consecutive             | 19   |                    | 11/15/08-12/23/08 |
| Season, At home         | 40   | (1 loss)           | 1985-86           |
| Consecutive, At home    | 38   | (2 seasons)        | 12/10/85-11/28/86 |
| Season, On road         | 32   | (8 losses)         | 1972-73 & 1974-75 |
| Consecutive, On road    | 13   |                    | 12/05/64-01/20/65 |
| Best winning percentage | .829 | 68 wins, 14 losses | 1972-73           |
| Consecutive, Start      | 14   |                    | 10/22/57-11/27/57 |

### MOST LOSSES

|                          |      |                    |                   |
|--------------------------|------|--------------------|-------------------|
| Season                   | 67   |                    | 1996-97           |
| Consecutive              | 18   |                    | 01/07/07-02/14/07 |
| Worst winning percentage | .183 | 15 wins, 67 losses | 1996-97           |

All records are regular season only, and do not include those games played before the inception of the 24-second shot clock in 1954-55. Due to incomplete information, some records are left as unofficial; in these instances, highest and lowest possibilities are noted based on NBA records (for example, Boston's best 3rd quarter output is listed as 49 but could be as high as 50 or as low as another 49). These extremes are factual due to various research.

### FEWEST FIELD GOALS MADE

|            |    |               |          |
|------------|----|---------------|----------|
| Boston     | 22 | at Miami      | 12/27/02 |
|            | 22 | vs. Miami     | 01/04/02 |
|            | 22 | vs. Cleveland | 02/08/95 |
| Opposition | 16 | vs. Orlando   | 01/23/12 |
|            | 17 | vs. Miami     | 03/30/08 |
|            | 22 | vs. Milwaukee | 03/13/11 |

### FEWEST FIELD GOALS ATTEMPTED

|            |    |                             |          |
|------------|----|-----------------------------|----------|
| Boston     | 59 | vs. Milwaukee at Providence | 02/27/55 |
| Opposition | 53 | at Cleveland                | 11/29/97 |

### FEWEST THREE POINT FIELD GOALS MADE

|            |   |                     |          |
|------------|---|---------------------|----------|
| Boston     | 0 | at Philadelphia     | 03/07/12 |
|            | 0 | at Orlando          | 01/22/09 |
|            | 0 | vs. Utah            | 12/21/05 |
|            | 0 | at Seattle          | 02/11/03 |
|            | 0 | vs. Atlanta         | 01/15/03 |
|            | 0 | at Atlanta          | 03/11/99 |
|            | 0 | at Charlotte        | 03/09/99 |
| Opposition | 0 | vs. Philadelphia    | 12/23/08 |
|            | 0 | vs. Washington      | 11/02/07 |
|            | 0 | vs. Philadelphia    | 04/11/07 |
|            | 0 | vs. Cleveland       | 04/01/07 |
|            | 0 | at Indiana          | 01/30/07 |
|            | 0 | at Philadelphia     | 12/13/06 |
|            | 0 | vs. Orlando         | 11/13/06 |
|            | 0 | at New York         | 03/29/06 |
|            | 0 | at NO/Oklahoma City | 12/07/05 |
|            | 0 | vs. Philadelphia    | 03/11/01 |

### FEWEST THREE POINT FIELD GOALS ATTEMPTED

|            |   |               |          |
|------------|---|---------------|----------|
| Boston     | 0 | vs. Chicago   | 11/13/93 |
| Opposition | 0 | at Washington | 11/24/01 |
|            | 0 | vs. Cleveland | 04/17/98 |
|            | 0 | at New Jersey | 03/27/98 |
|            | 0 | vs. Vancouver | 01/15/98 |
|            | 0 | at Toronto    | 12/17/97 |
|            | 0 | at Indiana    | 11/20/93 |

### FEWEST FREE THROWS MADE

|            |   |                           |                       |
|------------|---|---------------------------|-----------------------|
| Boston     | 4 | vs. Milwaukee             | 04/11/08              |
|            | 4 | at Orlando                | 04/05/98              |
|            | 4 | vs. Seattle               | 01/09/98              |
|            | 4 | at Philadelphia           | 01/10/94 (Unofficial) |
| Opposition | 3 | vs. New Jersey            | 11/15/89              |
|            | 3 | vs. Capital at Washington | 02/17/74              |

### FEWEST FREE THROWS ATTEMPTED

|            |   |               |          |
|------------|---|---------------|----------|
| Boston     | 5 | vs. LA Lakers | 02/09/12 |
|            | 5 | vs. Milwaukee | 04/11/08 |
|            | 5 | vs. Seattle   | 01/09/98 |
| Opposition | 5 | vs. Miami     | 04/02/03 |

### FEWEST REBOUNDS

|                  |    |                   |          |
|------------------|----|-------------------|----------|
| Boston .....     | 24 | vs. Orlando ..... | 02/12/06 |
| Opposition ..... | 21 | at Detroit .....  | 12/13/94 |

### FEWEST ASSISTS

|                  |   |                                     |          |
|------------------|---|-------------------------------------|----------|
| Boston .....     | 3 | vs. Minneapolis at Louisville ..... | 11/28/56 |
| Opposition ..... | 3 | vs. New York .....                  | 03/28/76 |
|                  | 3 | at Baltimore .....                  | 10/16/63 |

### FEWEST PERSONAL FOULS

|                  |   |                       |          |
|------------------|---|-----------------------|----------|
| Boston .....     | 9 | at Utah .....         | 02/16/87 |
| Opposition ..... | 8 | vs. San Antonio ..... | 04/04/12 |

### FEWEST BLOCKS

|                  |   |                         |          |
|------------------|---|-------------------------|----------|
| Boston .....     | 0 | vs. Oklahoma City ..... | 01/24/14 |
|                  | 0 | at Detroit .....        | 11/18/12 |
|                  | 0 | at Minnesota .....      | 03/27/11 |
|                  | 0 | vs. Memphis .....       | 03/23/11 |
|                  | 0 | at New York .....       | 03/21/11 |
|                  | 0 | at Miami .....          | 11/11/10 |
|                  | 0 | vs. Cleveland .....     | 10/28/08 |
|                  | 0 | vs. San Antonio .....   | 02/10/08 |
|                  | 0 | at Miami .....          | 11/30/07 |
|                  | 0 | at New Jersey .....     | 04/16/06 |
|                  | 0 | at Miami .....          | 03/16/06 |
|                  | 0 | vs. Miami .....         | 03/01/06 |
|                  | 0 | vs. Toronto .....       | 03/16/05 |
|                  | 0 | at Dallas .....         | 03/19/04 |
|                  | 0 | at Miami .....          | 01/20/04 |
|                  | 0 | at L.A. Lakers .....    | 12/28/03 |
|                  | 0 | at Washington .....     | 04/06/03 |
|                  | 0 | at Indiana .....        | 03/19/03 |
|                  | 0 | vs. Chicago .....       | 10/30/02 |
|                  | 0 | at Washington .....     | 03/11/02 |
|                  | 0 | at Charlotte .....      | 12/15/01 |
| Opposition ..... | 0 | vs. Golden State .....  | 01/10/14 |
|                  | 0 | vs. Minnesota .....     | 12/16/13 |
|                  | 0 | at New York .....       | 04/17/12 |
|                  | 0 | vs. Detroit .....       | 12/30/11 |
|                  | 0 | vs. Detroit .....       | 04/03/11 |
|                  | 0 | vs. New York .....      | 02/13/08 |
|                  | 0 | at New York .....       | 01/21/08 |
|                  | 0 | vs. Milwaukee .....     | 12/14/07 |
|                  | 0 | at Milwaukee .....      | 04/13/05 |
|                  | 0 | vs. New Jersey .....    | 02/02/05 |
|                  | 0 | vs. Utah .....          | 12/17/04 |
|                  | 0 | vs. Orlando .....       | 01/07/04 |
|                  | 0 | vs. Washington .....    | 04/06/03 |
|                  | 0 | at Detroit .....        | 03/15/03 |
|                  | 0 | at Atlanta .....        | 11/23/02 |
|                  | 0 | vs. Houston .....       | 02/01/98 |
|                  | 0 | vs. New York .....      | 01/26/98 |
|                  | 0 | at Charlotte .....      | 11/22/95 |

### FEWEST STEALS

|                  |   |                    |          |
|------------------|---|--------------------|----------|
| Boston .....     | 0 | at Minnesota ..... | 02/02/90 |
|                  | 0 | at Detroit .....   | 10/26/84 |
| Opposition ..... | 0 | at Minnesota ..... | 02/06/05 |
|                  | 0 | vs. Chicago .....  | 03/24/76 |

### FEWEST TURNS

|                  |   |                       |          |
|------------------|---|-----------------------|----------|
| Boston .....     | 4 | at Sacramento .....   | 03/20/09 |
|                  | 4 | at Seattle .....      | 12/27/07 |
|                  | 4 | at Golden State ..... | 02/18/03 |
|                  | 4 | vs. Phoenix .....     | 04/02/93 |
| Opposition ..... | 4 | at Washington .....   | 01/25/90 |

### LOWEST FG%

|                  |      |                   |                      |
|------------------|------|-------------------|----------------------|
| Boston .....     | .278 | at Miami .....    | 12/27/02 (22-for-79) |
| Opposition ..... | .246 | vs. Orlando ..... | 1/23/12 (16-for-65)  |

### LOWEST FT%

|                  |      |                   |                                      |
|------------------|------|-------------------|--------------------------------------|
| Boston .....     | .357 | vs. Houston ..... | 11/11/94 (5-for-14) [321-Unofficial] |
| Opposition ..... | .316 | at Atlanta .....  | 01/08/75 (6-for-19)                  |

## MEMBERS OF THE NAISMITH MEMORIAL HALL OF FAME

## SPRINGFIELD, MA

|                            |                     |         |
|----------------------------|---------------------|---------|
| Ed Macauley.....           | Player.....         | 1960    |
| Andy Phillip.....          | College Player..... | 1961    |
| John (Honey) Russell.....  | Player.....         | 1964    |
| Walter Brown.....          | Contributor.....    | 1965    |
| Bill Mokray.....           | Contributor.....    | 1965    |
| Alvin (Doggie) Julian..... | Coach.....          | 1967    |
| Arnold (Red) Auerbach..... | Coach.....          | 1968    |
| Bob Cousy.....             | Player.....         | 1970    |
| Bill Russell.....          | Player.....         | 1974    |
| Bill Sharman.....          | Player.....         | 1975    |
| Bill Sharman.....          | Coach.....          | 2004    |
| Frank Ramsey.....          | Player.....         | 1981    |
| Sam Jones.....             | Player.....         | 1983    |
| John Havlicek.....         | Player.....         | 1984    |
| Tom Heinsohn.....          | Player.....         | 1985-86 |
| Bob Houbregs.....          | Player.....         | 1986-87 |
| Pete Maravich.....         | Player.....         | 1986-87 |
| Clyde Lovellette.....      | Player.....         | 1987-88 |
| K.C. Jones.....            | Player.....         | 1988-89 |
| Dave Bing.....             | Player.....         | 1989-90 |
| Nate (Tiny) Archibald..... | Player.....         | 1990-91 |
| Dave Cowens.....           | Player.....         | 1990-91 |
| Bill Walton.....           | Player.....         | 1992-93 |
| Bailey Howell.....         | Player.....         | 1996-97 |
| Larry Bird.....            | Player.....         | 1997-98 |
| Arnie Risen.....           | Player.....         | 1997-98 |
| Kevin McHale.....          | Player.....         | 1998-99 |
| John Thompson.....         | Coach.....          | 1998-99 |
| Wayne Embry.....           | Contributor.....    | 1998-99 |
| Bob McAdoo.....            | Player.....         | 1999-00 |
| Robert Parish.....         | Player.....         | 2002-03 |
| Dave Gavitt.....           | Contributor.....    | 2005-06 |
| Dominique Wilkins.....     | Player.....         | 2005-06 |
| Dennis Johnson.....        | Player.....         | 2009-10 |
| Tom Sanders.....           | Player.....         | 2010-11 |
| Artis Gilmore.....         | Player.....         | 2010-11 |
| Don Nelson.....            | Coach.....          | 2011-12 |
| Don Barksdale.....         | Contributor.....    | 2011-12 |
| Gary Payton.....           | Player.....         | 2012-13 |

## CURT GOWDY MEDIA AWARD

Established by the Hall of Fame's Board of Trustees to single out members of the media for outstanding contribution to basketball.

|                       |                 |      |
|-----------------------|-----------------|------|
| Curt Gowdy.....       | Electronic..... | 1990 |
| Johnny Most.....      | Electronic..... | 1993 |
| Bob Ryan.....         | Print.....      | 1997 |
| Jackie MacMullan..... | Print.....      | 2010 |

## JOHN BUNN AWARD

Established by the Hall of Fame's Board of Trustees to a figure who has contributed greatly to the game of basketball.

|                   |      |                  |      |
|-------------------|------|------------------|------|
| Curt Gowdy.....   | 1978 | Dave Gavitt..... | 1987 |
| Red Auerbach..... | 1980 | Tom Sanders..... | 2007 |
| Bob Cousy.....    | 1983 |                  |      |

## CEREMONIES OF RETIRED NUMBERS

|         |                     |   |
|---------|---------------------|---|
| 1.....  | Walter Brown.....   | Wednesday, October 17, 1964                               |
| 2.....  | Red Auerbach.....   | Friday, January 4, 1985                                   |
| 3.....  | Dennis Johnson..... | Friday, December 13, 1991                                 |
| 6.....  | Bill Russell.....   | Sunday, March 12, 1972                                    |
| 10..... | Jo Jo White.....    | Friday, April 9, 1982                                     |
| 14..... | Bob Cousy.....      | Wednesday, October 16, 1963;<br>Cousy Day: March 17, 1963 |
| 15..... | Tom Heinsohn.....   | Saturday, October 15, 1966                                |
| 16..... | Tom Sanders.....    | January 19, 1973  |
| 17..... | John Havlicek.....  | Wednesday, October 13, 1978                               |
| 18..... | Dave Cowens.....    | Sunday, February 8, 1981                                  |
| 19..... | Don Nelson.....     | 1978  |
| 21..... | Bill Sharman.....   | Saturday, October 15, 1966                                |

|         |                     |                             |
|---------|---------------------|-----------------------------|
| 22..... | Ed Macauley.....    | Wednesday, October 16, 1963 |
| 23..... | Frank Ramsey.....   | Fall, 1964                  |
| 24..... | Sam Jones.....      | Sunday, March 9, 1969       |
| 25..... | K.C. Jones.....     | Sunday, February 12, 1967   |
| 31..... | Cedric Maxwell..... | Monday, December 15, 2003   |
| 32..... | Kevin McHale.....   | Sunday, January 30, 1994    |
| 33..... | Larry Bird.....     | Thursday, February 4, 1993  |
| 35..... | Reggie Lewis.....   | Wednesday, March 22, 1995   |
| 00..... | Robert Parish.....  | Sunday, January 18, 1998    |
| **..... | Jim Loscutoff.....  | Unavailable                 |

\*\* "Lusczy" was retired but his number 18 was kept active (retired in honor of Dave Cowens).

### ALL-STAR GAME PLAYERS

| PLAYER              | TOTAL      | YEARS  |
|---------------------|------------|--|
| Bob Cousy.....      | 13         | 51, 52, 53, 54, 55, 56, 57, 58, 59, 60, 61, 62, 63 |
| John Havlicek.....  | 13         | 66, 67, 68, 69, 70, 71, 72, 73, 74, 75, 76, 77, 78 |
| Larry Bird.....     | 12         | 80, 81, 82, 83, 84, 85, 86, 87, 88, 90, 91, 92     |
| Bill Russell.....   | 12         | 58, 59, 60, 61, 62, 63, 64, 65, 66, 67, 68, 69     |
| Paul Pierce.....    | 10         | 02, 03, 04, 05, 06, 08, 09, 10, 11, 12             |
| Robert Parish.....  | 9          | 81, 82, 83, 84, 85, 86, 87, 90, 91                 |
| Bill Sharman.....   | 8          | 53, 54, 55, 56, 57, 58, 59, 60                     |
| Dave Cowens.....    | 7          | 72, 73, 74, 75, 76, 77, 78                         |
| Kevin McHale.....   | 7          | 84, 86, 87, 88, 89, 90, 91                         |
| Jolo White.....     | 7          | 71, 72, 73, 74, 75, 76, 77                         |
| Tom Heinsohn.....   | 6          | 57, 61, 62, 63, 64, 65                             |
| Ed Macauley.....    | 6          | 51, 52, 53, 54, 55, 56                             |
| Kevin Garnett.....  | 5          | 08, 09, 10, 11, 13                                 |
| Sam Jones.....      | 5          | 62, 64, 65, 66, 68                                 |
| Rajon Rondo.....    | 4          | 10, 11, 12, 13                                     |
| Ray Allen.....      | 3          | 08, 09, 11   |
| Nate Archibald..... | 3          | 80, 81, 82   |
| Antoine Walker..... | 3          | 98, 02, 03   |
| Danny Ainge.....    | 1          | 88   |
| Don Barksdale.....  | 1          | 53   |
| Bailey Howell.....  | 1          | 67   |
| Dennis Johnson..... | 1          | 85   |
| Reggie Lewis.....   | 1          | 92   |
| Paul Silas.....     | 1          | 75   |
| <b>TOTALS.....</b>  | <b>136</b> |  |

Injured: Bird (91, 92); Cowens (77); Heinsohn (65).  
No Celtics: (79, 93, 94, 95, 96, 97, 99, 00, 01, 07).

### ALL-STAR SATURDAY (3-POINT SHOOTOUT/ SLAM DUNK TOURNEY/ROOKIE GAME)

| PLAYER                | TOTAL | YEARS              | EVENT                     |
|-----------------------|-------|--------------------|---------------------------|
| Larry Bird.....       | 5     | 86, 87, 88, 90, 92 | 3-Point Shootout          |
| Paul Pierce.....      | 3     | 02, 10, 11         | 3-Point Shootout          |
| Danny Ainge.....      | 2     | 88, 89             | 3-Point Shootout          |
| Rajon Rondo.....      | 2     | 08, 12(Soph)       | Rookie Game, Skills Comp. |
| Ray Allen.....        | 1     | 11                 | 3-Point Shootout          |
| Antoine Walker.....   | 1     | 03                 | 3-Point Shootout          |
| Dana Barros.....      | 1     | 96                 | 3-Point Shootout          |
| Gerald Green.....     | 1     | 07                 | Slam Dunk Tourney         |
| Ricky Davis.....      | 1     | 04                 | Slam Dunk Tourney         |
| Greg Minor.....       | 1     | 96                 | Slam Dunk Tourney         |
| Dee Brown.....        | 1     | 91                 | Slam Dunk Tourney         |
| Kelly Olynyk.....     | 1     | 14                 | Rookie Game               |
| Tony Allen.....       | 1     | 05                 | Rookie Game               |
| Al Jefferson.....     | 1     | 05                 | Rookie Game               |
| Joe Johnson.....      | 1     | 02                 | Rookie Game               |
| Adrian Griffin.....   | 1     | 00                 | Rookie Game               |
| Paul Pierce.....      | 1     | 00                 | Rookie Game               |
| Chauncey Billups..... | 1     | 98                 | Rookie Game               |
| Ron Mercer.....       | 1     | 98                 | Rookie Game               |
| Antoine Walker.....   | 1     | 97                 | Rookie Game               |
| Eric Williams.....    | 1     | 96                 | Rookie Game               |
| Eric Montross.....    | 1     | 95                 | Rookie Game               |
| Dino Radja.....       | 1     | 94                 | Rookie Game               |
| Jared Sullinger.....  | 1     | 14                 | (Soph) Rookie Game        |
| Delonte West.....     | 1     | 06                 | (Soph) Rookie Game        |

Individual Winners: Bird (86, 87, 88), Brown (91), Green (07);  
Pierce (10).  
Injured: Bird (92).

### COACHES IN LEGENDS GAMES

| COACH             | TOTAL | YEARS  |
|-------------------|-------|--------|
| Bob Cousy.....    | 2     | 88, 90 |
| Red Auerbach..... | 1     | 84     |
| Tom Heinsohn..... | 1     | 92     |
| Bill Russell..... | 1     | 86     |

Note: The NBA discontinued this event after 1993.

### LEGENDS IN AT&T SHOOTOUT

| PLAYER              | TOTAL | YEARS |
|---------------------|-------|-------|
| Nate Archibald..... | 1     | 97    |
| Jolo White.....     | 1     | 97    |

### ALL-STAR GAME COACHES

| COACH                   | TOTAL     | YEARS                  | W-L         |
|-------------------------|-----------|------------------------|-------------|
| Red Auerbach.....       | 11        | 57, 58, 59, 60, 61, 62 | 7-4         |
|                         |           | 63, 64, 65, 66, 67     |             |
| Tom Heinsohn.....       | 4         | 72, 73, 74, 76         | 2-2         |
| K.C. Jones.....         | 4         | 84, 85, 86, 87         | 2-2         |
| Glenn "Doc" Rivers..... | 2         | 08, 11                 | 1-1         |
| Bill Fitch.....         | 1         | 82                     | 1-0         |
| Chris Ford.....         | 1         | 91                     | 1-0         |
| <b>TOTALS.....</b>      | <b>23</b> |                        | <b>14-9</b> |

### ALL-STAR GAME MOST VALUABLE PLAYERS

| PLAYER              | TOTAL | YEARS  |
|---------------------|-------|--------|
| Bob Cousy.....      | 2     | 54, 57 |
| Nate Archibald..... | 1     | 81     |
| Larry Bird.....     | 1     | 82     |
| Dave Cowens.....    | 1     | 73     |
| Ed Macauley.....    | 1     | 51     |
| Bill Russell.....   | 1     | 63     |
| Bill Sharman.....   | 1     | 55     |

### ALL-STAR GAMES IN BOSTON

| DATE                   | RESULT    | ATTENDANCE |
|------------------------|-----------|------------|
| March 2, 1951.....     | W/111-94  | 10,094     |
| February 11, 1952..... | W/108-91  | 10,211     |
| January 15, 1957.....  | W/109-97  | 11,178     |
| January 14, 1964.....  | W/111-107 | 13,464     |

### PLAYERS IN LEGENDS GAMES

| PLAYER              | TOTAL | YEARS                          |
|---------------------|-------|--------------------------------|
| Dave Cowens.....    | 8     | 86, 87, 88, 89, 90, 91, 92, 93 |
| Dave Bing.....      | 5     | 84, 85, 88, 90, 92             |
| John Havlicek.....  | 5     | 84, 85, 86, 87, 88             |
| Pete Maravich.....  | 4     | 84, 85, 86, 87                 |
| Bob Cousy.....      | 3     | 85, 86, 87                     |
| Bailey Howell.....  | 3     | 86, 88, 90                     |
| Sam Jones.....      | 3     | 84, 87, 91                     |
| Nate Archibald..... | 2     | 87, 89                         |
| Artis Gilmore.....  | 2     | 92, 93                         |
| Tom Heinsohn.....   | 2     | 84, 85                         |
| Tom Sanders.....    | 2     | 86, 88                         |
| Otis Birdsong.....  | 1     | 93                             |
| M.L. Carr.....      | 1     | 93                             |
| Don Chaney.....     | 1     | 89                             |
| Ed Macauley.....    | 1     | 87                             |
| Bill Russell.....   | 1     | 86                             |
| Charlie Scott.....  | 1     | 91                             |
| Bill Sharman.....   | 1     | 84                             |
| Paul Silas.....     | 1     | 87                             |
| Paul Westphal.....  | 1     | 89                             |
| Jolo White.....     | 1     | 92                             |

Note: The NBA discontinued this event after 1993.

### COACHES IN ROOKIE GAMES

| COACH             | TOTAL | YEARS |
|-------------------|-------|-------|
| Red Auerbach..... | 1     | 97    |

**NBA MOST VALUABLE PLAYER**

Originated in 1946-47

|              |              |
|--------------|--------------|
| 1956-57..... | Bob Cousy    |
| 1957-58..... | Bill Russell |
| 1960-61..... | Bill Russell |
| 1961-62..... | Bill Russell |
| 1962-63..... | Bill Russell |
| 1964-65..... | Bill Russell |
| 1972-73..... | Dave Cowens  |
| 1983-84..... | Larry Bird   |
| 1984-85..... | Larry Bird   |
| 1985-86..... | Larry Bird   |

**NBA FINALS MOST VALUABLE PLAYER**

Originated in 1969

|           |                |
|-----------|----------------|
| 1974..... | John Havlicek  |
| 1976..... | Jo Jo White    |
| 1981..... | Cedric Maxwell |
| 1984..... | Larry Bird     |
| 1986..... | Larry Bird     |
| 2008..... | Paul Pierce    |

**NBA EXECUTIVE OF THE YEAR**

Originated in 1972-73

|              |              |
|--------------|--------------|
| 1979-80..... | Red Auerbach |
| 2007-08..... | Danny Ainge  |

**NBA COACH OF THE YEAR**

Originated in 1962-63

|              |              |
|--------------|--------------|
| 1964-65..... | Red Auerbach |
| 1972-73..... | Tom Heinsohn |
| 1979-80..... | Bill Fitch   |

**NBA DEFENSIVE PLAYER OF THE YEAR**

Originated in 1982-83

|              |               |
|--------------|---------------|
| 2007-08..... | Kevin Garnett |
|--------------|---------------|

**NBA SIXTH MAN OF THE YEAR**

Originated in 1982-83

|              |              |
|--------------|--------------|
| 1983-84..... | Kevin McHale |
| 1984-85..... | Kevin McHale |
| 1985-86..... | Bill Walton  |

**NBA ROOKIE OF THE YEAR**

Originated in 1952-53

|              |  |
|--------------|--|
| 1956-57..... | Tom Heinsohn   |
| 1970-71..... | Dave Cowens<br>(shared with Portland's Geoff Petrie) |
| 1979-80..... | Larry Bird   |

**NBA ALL-ROOKIE TEAM**

Originated in 1962-63

|              |                      |
|--------------|----------------------|
| 1962-63..... | John Havlicek        |
| 1969-70..... | Jo Jo White          |
| 1970-71..... | Dave Cowens          |
| 1979-80..... | Larry Bird           |
| 1980-81..... | Kevin McHale         |
| 1988-89..... | Brian Shaw (2nd)     |
| 1990-91..... | Dee Brown (1st)      |
| 1991-92..... | Rick Fox (2nd)       |
| 1993-94..... | Dino Radja (2nd)     |
| 1994-95..... | Eric Montross (2nd)  |
| 1996-97..... | Antoine Walker (1st) |
| 1997-98..... | Ron Mercer (1st)     |
| 1998-99..... | Paul Pierce (1st)    |
| 2002-03..... | J.R. Bremer (3rd)    |
| 2004-05..... | Al Jefferson (2nd)   |
| 2005-06..... | Ryan Gomes (2nd)     |
| 2006-07..... | Rajon Rondo (2nd)    |
| 2013-14..... | Kelly Olynyk (2nd)   |

**ALL-NBA TEAMS**

Originated in 1946-47

**BY PLAYER:**

| PLAYER              | 1ST | 2ND | 3RD | TOTAL |
|---------------------|-----|-----|-----|-------|
| Bob Cousy.....      | 10  | 2   | 0   | 12    |
| John Havlicek.....  | 4   | 7   | 0   | 11    |
| Bill Russell.....   | 3   | 8   | 0   | 11    |
| Larry Bird.....     | 9   | 1   | 0   | 10    |
| Bill Sharman.....   | 4   | 3   | 0   | 7     |
| Ed Macauley.....    | 3   | 1   | 0   | 4     |
| Paul Pierce.....    | 0   | 1   | 3   | 4     |
| Tom Heinsohn.....   | 0   | 4   | 0   | 4     |
| Dave Cowens.....    | 0   | 3   | 0   | 3     |
| Sam Jones.....      | 0   | 3   | 0   | 3     |
| JoJo White.....     | 0   | 2   | 0   | 2     |
| Robert Parish.....  | 0   | 1   | 1   | 2     |
| Kevin Garnett.....  | 1   | 0   | 0   | 1     |
| Kevin McHale.....   | 1   | 0   | 0   | 1     |
| Ed Sadowski.....    | 1   | 0   | 0   | 1     |
| Nate Archibald..... | 0   | 1   | 0   | 1     |
| Rajon Rondo.....    | 0   | 0   | 1   | 1     |

**BY SEASON:**

|              |   |
|--------------|---|
| 1947-48..... | Ed Sadowski (1st)   |
| 1950-51..... | Ed Macauley (1st)   |
| 1951-52..... | Ed Macauley (1st); Bob Cousy (1st)                          |
| 1952-53..... | Ed Macauley (1st); Bob Cousy (1st); Bill Sharman (2nd)      |
| 1953-54..... | Bob Cousy (1st); Ed Macauley (2nd)                          |
| 1954-55..... | Bob Cousy (1st); Bill Sharman (2nd)                         |
| 1955-56..... | Bob Cousy (1st); Bill Sharman (1st)                         |
| 1956-57..... | Bob Cousy (1st); Bill Sharman (1st)                         |
| 1957-58..... | Bob Cousy (1st); Bill Sharman (1st); Bill Russell (2nd)     |
| 1958-59..... | Bob Cousy (1st); Bill Sharman (1st); Bill Russell (1st)     |
| 1959-60..... | Bob Cousy (1st); Bill Sharman (1st); Bill Russell (2nd)     |
| 1960-61..... | Bob Cousy (1st); Bill Russell (2nd); Tom Heinsohn (2nd)     |
| 1961-62..... | Bob Cousy (2nd); Bill Russell (2nd); Tom Heinsohn (2nd)     |
| 1962-63..... | Bill Russell (1st); Bob Cousy (2nd); Tom Heinsohn (2nd)     |
| 1963-64..... | Bill Russell (2nd); Tom Heinsohn (2nd); John Havlicek (2nd) |
| 1964-65..... | Bill Russell (1st); Sam Jones (2nd)                         |
| 1965-66..... | Bill Russell (2nd); John Havlicek (2nd); Sam Jones (2nd)    |
| 1966-67..... | Bill Russell (2nd); Sam Jones (2nd)                         |
| 1967-68..... | Bill Russell (2nd); John Havlicek (2nd)                     |
| 1968-69..... | John Havlicek (2nd)   |
| 1969-70..... | John Havlicek (2nd)   |
| 1970-71..... | John Havlicek (1st)   |
| 1971-72..... | John Havlicek (1st)   |
| 1972-73..... | John Havlicek (1st); Dave Cowens (2nd)                      |
| 1973-74..... | John Havlicek (1st)   |
| 1974-75..... | John Havlicek (2nd); Dave Cowens (2nd); JoJo White (2nd)    |
| 1975-76..... | John Havlicek (2nd); Dave Cowens (2nd)                      |
| 1976-77..... | JoJo White (2nd)  |
| 1979-80..... | Larry Bird (1st)  |
| 1980-81..... | Larry Bird (1st); Nate Archibald (2nd)                      |
| 1981-82..... | Larry Bird (1st); Robert Parish (2nd)                       |
| 1982-83..... | Larry Bird (1st)  |
| 1983-84..... | Larry Bird (1st)  |
| 1984-85..... | Larry Bird (1st)  |
| 1985-86..... | Larry Bird (1st)  |
| 1986-87..... | Larry Bird (1st); Kevin McHale (1st)                        |
| 1987-88..... | Larry Bird (1st)  |
| 1988-89..... | Robert Parish (3rd)   |
| 1989-90..... | Larry Bird (2nd)  |
| 2001-02..... | Paul Pierce (3rd)   |
| 2002-03..... | Paul Pierce (3rd)   |
| 2007-08..... | Kevin Garnett (1st); Paul Pierce (3rd)                      |
| 2008-09..... | Paul Pierce (2nd)   |
| 2011-12..... | Rajon Rondo (3rd)   |

## NBA ALL-DEFENSIVE TEAM

|         |  |
|---------|--|
| 1968-69 | Bill Russell (1st); John Havlicek (2d); Tom Sanders (2d)                 |
| 1969-70 | John Havlicek (2d)   |
| 1970-71 | John Havlicek (2d)   |
| 1971-72 | John Havlicek (1st); Don Chaney (2d)                                     |
| 1972-73 | John Havlicek (1st); Don Chaney (2d); Paul Silas (2d)                    |
| 1973-74 | John Havlicek (1st); Don Chaney (2d)                                     |
| 1974-75 | John Havlicek (1st); Paul Silas (1st); Don Chaney (2d); Dave Cowens (2d) |
| 1975-76 | Dave Cowens (1st); John Havlicek (1st); Paul Silas (1st)                 |
| 1979-80 | Dave Cowens (2d)   |
| 1981-82 | Larry Bird (2d)  |
| 1982-83 | Larry Bird (2d); Kevin McHale (2d)                                       |
| 1983-84 | Larry Bird (2d); Dennis Johnson (2d);                                    |
| 1984-85 | Dennis Johnson (2d)  |
| 1985-86 | Kevin McHale (1st); Dennis Johnson (2d)                                  |
| 1986-87 | Kevin McHale (1st); Dennis Johnson (1st)                                 |
| 1987-88 | Kevin McHale (1st)   |
| 1988-89 | Kevin McHale (2d)  |
| 1989-90 | Kevin McHale (2d)  |
| 2007-08 | Kevin Garnett (1st)  |
| 2008-09 | Kevin Garnett (1st); Rajon Rondo (2nd)                                   |
| 2009-10 | Rajon Rondo (1st)  |
| 2010-11 | Rajon Rondo, Kevin Garnett (1st)   |
| 2011-12 | Rajon Rondo, Kevin Garnett (2nd)   |
| 2012-13 | Avery Bradley (2nd)  |

## COMCAST SPORTSNET/SIERRA MIST SIXTH STAR

|         |                  |
|---------|------------------|
| 1987-88 | Dirk Minniefeld  |
| 1988-89 | Reggie Lewis     |
| 1989-90 | Joe Kleine       |
| 1990-91 | Kevin Gamble     |
| 1991-92 | Ed Pinkney       |
| 1992-93 | Xavier McDaniel  |
| 1993-94 | Dino Radja       |
| 1994-95 | Eric Montross    |
| 1995-96 | David Wesley     |
| 1996-97 | David Wesley     |
| 1997-98 | Ron Mercer       |
| 1998-99 | Paul Pierce      |
| 1999-00 | Adrian Griffin   |
| 2000-01 | Bryant Stith     |
| 2001-02 | Erick Strickland |
| 2002-03 | Walter McCarty   |
| 2003-04 | Mark Blount      |
| 2004-05 | Ricky Davis      |
| 2005-06 | Delonte West     |
| 2006-07 | Al Jefferson     |
| 2007-08 | Rajon Rondo      |
| 2008-09 | Leon Powe        |
| 2009-10 | Tony Allen       |

## CELTICS ON NBA'S 25TH ANNIVERSARY TEAM

|         |  |
|---------|--|
| Coach   | Red Auerbach                                     |
| Players | Bob Cousy, Bill Russell, Bill Sharman, Sam Jones |

## CELTICS ON NBA'S 35TH ANNIVERSARY TEAM

|         |  |
|---------|--|
| Coach   | Red Auerbach                           |
| Players | Bob Cousy, John Havlicek, Bill Russell |

## CELTICS AMONG NBA'S 50 GREATEST PLAYERS TEAM

|                |               |               |
|----------------|---------------|---------------|
| Nate Archibald | John Havlicek | Robert Parish |
| Dave Bing      | Sam Jones     | Bill Russell  |
| Larry Bird     | Pete Maravich | Bill Sharman  |
| Bob Cousy      | Kevin McHale  | Bill Walton   |
| Dave Cowens    |               |               |

## CELTICS AMONG NBA'S 10 BEST COACHES OF ALL-TIME

|              |            |            |
|--------------|------------|------------|
| Red Auerbach | Bill Fitch | Don Nelson |
|--------------|------------|------------|

## CHUCK DALY LIFETIME ACHIEVEMENT AWARD

|      |              |
|------|--------------|
| 2009 | Tom Heinsohn |
|------|--------------|

## NBA PLAYER OF THE WEEK

|          |                 |
|----------|-----------------|
| 03/03/80 | Larry Bird      |
| 12/01/80 | Robert Parish   |
| 01/12/81 | Nate Archibald  |
| 12/28/81 | Larry Bird      |
| 01/17/82 | Larry Bird      |
| 03/22/82 | Robert Parish   |
| 11/29/82 | Larry Bird      |
| 12/13/82 | Larry Bird      |
| 04/04/83 | Larry Bird      |
| 02/20/84 | Larry Bird      |
| 03/12/84 | Larry Bird      |
| 03/18/85 | Larry Bird      |
| 12/02/85 | Larry Bird      |
| 01/20/86 | Larry Bird      |
| 02/17/86 | Larry Bird      |
| 03/17/86 | Larry Bird      |
| 11/17/86 | Robert Parish   |
| 01/05/87 | Larry Bird      |
| 11/16/87 | Larry Bird      |
| 12/19/88 | Robert Parish   |
| 04/13/92 | Reggie Lewis    |
| 03/19/01 | Paul Pierce     |
| 12/02/01 | Paul Pierce     |
| 04/07/02 | Paul Pierce     |
| 12/02/02 | Paul Pierce     |
| 12/09/02 | Antoine Walker  |
| 01/13/03 | Antoine Walker  |
| 01/20/03 | Paul Pierce     |
| 12/08/03 | Paul Pierce     |
| 01/05/04 | Paul Pierce     |
| 02/06/05 | Paul Pierce     |
| 03/13/05 | Paul Pierce     |
| 03/12/06 | Paul Pierce     |
| 03/04/07 | Al Jefferson    |
| 11/11/07 | Kevin Garnett   |
| 12/16/07 | Paul Pierce     |
| 12/30/07 | Paul Pierce     |
| 03/23/08 | Kevin Garnett   |
| 04/13/08 | Kevin Garnett   |
| 03/22/10 | Paul Pierce     |
| 10/31/10 | Rajon Rondo     |
| 12/14/10 | Paul Pierce     |
| 03/06/11 | Paul Pierce     |
| 02/05/12 | Paul Pierce     |
| 04/01/12 | Paul Pierce     |
| 04/15/12 | Kevin Garnett   |
| 12/09/13 | Jordan Crawford |
| 02/10/14 | Jared Sullinger |

## NBA PLAYER OF THE MONTH

|       |                              |
|-------|------------------------------|
| 02/80 | Larry Bird                   |
| 01/82 | Larry Bird                   |
| 11/82 | Larry Bird                   |
| 12/84 | Larry Bird                   |
| 03/85 | Larry Bird                   |
| 02/86 | Larry Bird                   |
| 03/86 | Larry Bird                   |
| 03/01 | Paul Pierce                  |
| 01/02 | Paul Pierce & Antoine Walker |
| 03/12 | Paul Pierce                  |

## NBA ROOKIE OF THE MONTH

|       |                |
|-------|----------------|
| 11/93 | Dino Radja     |
| 02/99 | Paul Pierce    |
| 11/99 | Adrian Griffin |

\*Co-Rookie of the Month with LA Clippers Lamar Odom

## NBA COACH OF THE MONTH

|  |                    |
|--|--------------------|
| 01/84, 03/86                             | K.C. Jones         |
| 04/90                                    | Jimmy Rodgers      |
| 04/92                                    | Chris Ford         |
| 11/07, 03/08, 04/08, 11/08, 04/09, 11/10 | Glenn "Doc" Rivers |

## RED AUERBACH AWARD

|      |                    |
|------|--------------------|
| 2006 | Paul Pierce        |
| 2007 | Al Jefferson       |
| 2008 | Kevin Garnett      |
| 2009 | Ray Allen          |
| 2010 | Rajon Rondo        |
| 2011 | Glenn "Doc" Rivers |
| 2012 | Kevin Garnett      |
| 2013 | Paul Pierce        |
| 2014 | Brandon Bass       |

## GAMES ON CHRISTMAS DAY (13-16)

| DATE     | OPPONENT                       | OUTCOME | SCORE   |
|----------|--------------------------------|---------|---------|
| 12/25/48 | at Philadelphia                | L       | 77-80   |
| 12/25/49 | at Rochester                   | L       | 79-88   |
| 12/25/50 | at Rochester                   | L       | 77-90   |
| 12/25/51 | at Minneapolis                 | L       | 93-100  |
| 12/25/52 | at New York                    | L       | 84-97   |
| 12/25/53 | at Fort Wayne                  | L       | 79-108  |
| 12/25/54 | at Milwaukee                   | W       | 108-99  |
| 12/25/55 | at Minneapolis                 | W       | 115-112 |
| 12/25/56 | vs. Philadelphia (at New York) | L       | 82-89   |
| 12/25/57 | at Philadelphia                | L       | 105-115 |
| 12/25/58 | at New York                    | W       | 129-120 |
| 12/25/59 | at New York                    | W       | 123-119 |
| 12/25/61 | at Syracuse                    | W       | 127-122 |
| 12/25/64 | at New York                    | W       | 118-106 |
| 12/25/65 | at Baltimore                   | W       | 113-99  |
| 12/25/67 | at New York                    | W       | 134-124 |
| 12/25/69 | at Phoenix                     | L       | 116-127 |
| 12/25/70 | at LA Lakers                   | L       | 113-123 |
| 12/25/71 | at Cincinnati                  | W       | 99-94   |
| 12/27/74 | at Phoenix                     | L       | 96-110  |
| 12/25/80 | at New York                    | W       | 117-108 |
| 12/25/85 | at New York**                  | L       | 104-113 |
| 12/25/91 | at Chicago                     | L       | 99-121  |
| 12/25/02 | at New Jersey                  | W       | 81-117  |
| 12/25/08 | at LA Lakers                   | L       | 83-92   |
| 12/25/09 | at Orlando                     | W       | 86-77   |
| 12/25/10 | at Orlando                     | L       | 78-86   |
| 12/25/11 | at New York                    | L       | 104-106 |
| 12/25/12 | at Brooklyn                    | W       | 93-76   |

\*denotes overtime

## GAMES ON ST. PATRICK'S DAY (22-12)

| DATE    | OPPONENT                      | OUTCOME | SCORE   |
|---------|-------------------------------|---------|---------|
| 3/17/63 | vs. Syracuse                  | W       | 125-116 |
| 3/17/64 | vs. New York                  | W       | 127-121 |
| 3/17/65 | at New York                   | L       | 114-119 |
| 3/17/66 | at Detroit                    | W       | 128-103 |
| 3/17/68 | vs. Baltimore                 | L       | 139-147 |
| 3/17/70 | at San Diego                  | L       | 117-125 |
| 3/17/72 | vs. Philadelphia (at Hershey) | W       | 127-111 |
| 3/17/74 | vs. Capital                   | W       | 129-103 |
| 3/17/77 | at Milwaukee                  | L       | 91-100  |
| 3/17/78 | vs. Phoenix                   | W       | 115-108 |
| 3/17/80 | at New Jersey                 | W       | 117-92  |
| 3/17/81 | at Washington                 | W       | 112-91  |
| 3/17/82 | vs. Atlanta                   | W       | 113-109 |
| 3/17/84 | at Atlanta                    | W       | 103-88  |
| 3/17/85 | vs. Houston                   | W       | 134-120 |
| 3/17/87 | at Milwaukee                  | L       | 115-123 |
| 3/17/89 | at Detroit                    | L       | 98-106  |
| 3/17/91 | vs. Philadelphia              | W       | 110-105 |
| 3/17/92 | at Milwaukee                  | L       | 106-127 |
| 3/17/95 | at Los Angeles Lakers         | W       | 118-92  |
| 3/17/96 | vs. New Jersey*               | W       | 107-106 |
| 3/17/97 | vs. Milwaukee                 | W       | 126-117 |
| 3/17/98 | at Dallas                     | L       | 93-99   |
| 3/17/99 | vs. Los Angeles Clippers      | W       | 118-84  |
| 3/17/00 | at Atlanta                    | W       | 114-90  |
| 3/17/04 | vs. Denver                    | W       | 104-100 |
| 3/17/06 | at Orlando                    | L       | 77-84   |
| 3/17/07 | at San Antonio                | W       | 91-85   |
| 3/17/08 | at San Antonio                | W       | 93-91   |
| 3/17/09 | at Chicago                    | L       | 121-127 |
| 3/17/10 | vs. New York                  | W       | 109-97  |
| 3/17/12 | at Denver                     | L       | 91-98   |
| 3/17/14 | at Dallas                     | L       | 89-94   |

### GAMES

|                       |       |
|-----------------------|-------|
| 1. John Havlicek..... | 1,270 |
| 2. Robert Parish..... | 1,106 |
| 3. Paul Pierce.....   | 1,102 |
| 4. Kevin McHale.....  | 971   |
| 5. Bill Russell.....  | 963   |
| 6. Bob Cousy.....     | 917   |
| 7. Tom Sanders.....   | 916   |
| 8. Larry Bird.....    | 897   |
| 9. Don Nelson.....    | 872   |
| 10. Sam Jones.....    | 871   |

### MINUTES

|                       |        |
|-----------------------|--------|
| 1. John Havlicek..... | 46,471 |
| 2. Bill Russell.....  | 40,726 |
| 3. Paul Pierce.....   | 40,329 |
| 4. Robert Parish..... | 34,977 |
| 5. Larry Bird.....    | 34,443 |
| 6. Bob Cousy.....     | 30,131 |
| 7. Kevin McHale.....  | 30,118 |
| 8. Dave Cowens.....   | 28,551 |
| 9. Jojo White.....    | 26,770 |
| 10. Sam Jones.....    | 24,285 |

### FG MADE

|                       |        |
|-----------------------|--------|
| 1. John Havlicek..... | 10,513 |
| 2. Larry Bird.....    | 8,591  |
| 3. Paul Pierce.....   | 7,876  |
| 4. Robert Parish..... | 7,483  |
| 5. Kevin McHale.....  | 6,830  |
| 6. Sam Jones.....     | 6,271  |
| 7. Bob Cousy.....     | 6,167  |
| 8. Bill Russell.....  | 5,687  |
| 9. Jojo White.....    | 5,648  |
| 10. Dave Cowens.....  | 5,608  |

### FG ATTEMPTS

|                       |        |
|-----------------------|--------|
| 1. John Havlicek..... | 23,930 |
| 2. Paul Pierce.....   | 17,630 |
| 3. Larry Bird.....    | 17,334 |
| 4. Bob Cousy.....     | 16,465 |
| 5. Sam Jones.....     | 13,745 |
| 6. Robert Parish..... | 13,558 |
| 7. Bill Russell.....  | 12,930 |
| 8. Jojo White.....    | 12,782 |
| 9. Kevin McHale.....  | 12,334 |
| 10. Dave Cowens.....  | 12,193 |

### FG % (2,000 ATTEMPTS)

|                           |                    |
|---------------------------|--------------------|
| 1. Kendrick Perkins.....  | 565 (1,164-2,062)  |
| 2. Cedric Maxwell.....    | 559 (2,786-4,984)  |
| 3. Kevin McHale.....      | 554 (6,830-12,334) |
| 4. Robert Parish.....     | 552 (7,483-13,558) |
| 5. Kevin Garnett.....     | 520 (2,576-4,951)  |
| 6. Kevin Gamble.....      | 518 (2,067-3,988)  |
| 7. Rick Robey.....        | 510 (1,144-2,241)  |
| 8. Dino Radja.....        | 497 (1,516-3,052)  |
| 9. Larry Bird.....        | 496 (8,591-17,334) |
| 10. Gerald Henderson..... | 489 (1,467-3,002)  |

### 3-POINT FG %

(Ranked by %, with a minimum of 400 attempts)

|                        |                   |
|------------------------|-------------------|
| 1. Eddie House.....    | 325-of-787 .413   |
| 2. Ray Allen.....      | 798-of-1949 .409  |
| 3. Dana Barros.....    | 416-of-1023 .407  |
| 4. David Wesley.....   | 281-of-724 .388   |
| 5. Danny Ainge.....    | 348-of-901 .386   |
| 6. Tony Delk.....      | 180-of-476 .378   |
| 7. Larry Bird.....     | 649-of-1727 .376  |
| 8. Delonte West.....   | 185-of-496 .373   |
| 9. Paul Pierce.....    | 1823-of-4928 .370 |
| 10. Raef LaFrentz..... | 202-of-551 .367   |

### FT MADE

|                         |       |
|-------------------------|-------|
| 1. Paul Pierce.....     | 6,434 |
| 2. John Havlicek.....   | 5,369 |
| 3. Bob Cousy.....       | 4,621 |
| 4. Larry Bird.....      | 3,960 |
| 5. Kevin McHale.....    | 3,634 |
| 6. Robert Parish.....   | 3,279 |
| 7. Bill Russell.....    | 3,148 |
| 8. Bill Sharman.....    | 3,047 |
| 9. Sam Jones.....       | 2,869 |
| 10. Cedric Maxwell..... | 2,738 |

### FT ATTEMPTS

|                         |       |
|-------------------------|-------|
| 1. Paul Pierce.....     | 7,979 |
| 2. John Havlicek.....   | 6,589 |
| 3. Bob Cousy.....       | 5,753 |
| 4. Bill Russell.....    | 5,614 |
| 5. Kevin McHale.....    | 4,554 |
| 6. Robert Parish.....   | 4,491 |
| 7. Larry Bird.....      | 4,471 |
| 8. Sam Jones.....       | 3,572 |
| 9. Ed Macauley.....     | 3,518 |
| 10. Cedric Maxwell..... | 3,496 |

### FT % (1,500 ATTEMPTS)

|                         |                   |
|-------------------------|-------------------|
| 1. Larry Bird.....      | 886 (3,960-4,471) |
| 2. Bill Sharman.....    | 883 (3,047-3,451) |
| 3. Larry Siegfried..... | 855 (1,500-1,755) |
| 4. Dennis Johnson.....  | 840 (1,527-1,817) |
| 5. Jojo White.....      | 833 (1,892-2,270) |
| 6. Reggie Lewis.....    | 824 (1,479-1,794) |
| 7. John Havlicek.....   | 815 (5,369-6,589) |
| 8. Paul Pierce.....     | 806 (6,434-7,979) |
| 9. Frank Ramsey.....    | 804 (2,480-3,083) |
| 10. Bob Cousy.....      | 803 (4,621-5,753) |
| Sam Jones.....          | 803 (2,869-3,572) |

### AVG POINTS (3 YRS. MIN.)

|                        |      |
|------------------------|------|
| 1. Larry Bird.....     | 24.3 |
| 2. Paul Pierce.....    | 21.8 |
| 3. John Havlicek.....  | 20.8 |
| 4. Antoine Walker..... | 20.6 |
| 5. Ed Macauley.....    | 18.9 |
| 6. Tom Heinsohn.....   | 18.6 |
| 7. Bob Cousy.....      | 18.5 |
| 8. Jojo White.....     | 18.3 |
| 9. Dave Cowens.....    | 18.2 |
| 10. Bill Sharman.....  | 18.1 |

### POINTS

|                       |        |
|-----------------------|--------|
| 1. John Havlicek..... | 26,395 |
| 2. Paul Pierce.....   | 24,021 |
| 3. Larry Bird.....    | 21,791 |
| 4. Robert Parish..... | 18,245 |
| 5. Kevin McHale.....  | 17,335 |
| 6. Bob Cousy.....     | 16,955 |
| 7. Sam Jones.....     | 15,411 |
| 8. Bill Russell.....  | 14,522 |
| 9. Dave Cowens.....   | 13,192 |
| 10. Jojo White.....   | 13,188 |

### ASSISTS

|                        |       |
|------------------------|-------|
| 1. Bob Cousy.....      | 6,945 |
| 2. John Havlicek.....  | 6,114 |
| 3. Larry Bird.....     | 5,695 |
| 4. Paul Pierce.....    | 4,305 |
| 5. Rajon Rondo.....    | 4,237 |
| 6. Bill Russell.....   | 4,100 |
| 7. Jojo White.....     | 3,686 |
| 8. Dennis Johnson..... | 3,486 |
| 9. K.C. Jones.....     | 2,904 |
| 10. Dave Cowens.....   | 2,828 |

### REBOUNDS

|                         |        |
|-------------------------|--------|
| 1. Bill Russell.....    | 21,620 |
| 2. Robert Parish.....   | 11,051 |
| 3. Dave Cowens.....     | 10,170 |
| 4. Larry Bird.....      | 8,974  |
| 5. John Havlicek.....   | 8,007  |
| 6. Kevin McHale.....    | 7,122  |
| 7. Paul Pierce.....     | 6,651  |
| 8. Tom Sanders.....     | 5,798  |
| 9. Tom Heinsohn.....    | 5,749  |
| 10. Antoine Walker..... | 4,782  |

### PERSONAL FOULS

|                       |       |
|-----------------------|-------|
| 1. John Havlicek..... | 3,281 |
| 2. Paul Pierce.....   | 3,126 |
| 3. Robert Parish..... | 3,125 |
| 4. Tom Sanders.....   | 3,044 |
| 5. Dave Cowens.....   | 2,783 |
| 6. Kevin McHale.....  | 2,758 |
| 7. Bill Russell.....  | 2,592 |
| 8. Tom Heinsohn.....  | 2,454 |
| 9. Larry Bird.....    | 2,279 |
| 10. Bob Cousy.....    | 2,231 |

### DISQUALIFICATIONS

|                        |    |
|------------------------|----|
| 1. Tom Sanders.....    | 94 |
| 2. Frank Ramsey.....   | 87 |
| 3. Dave Cowens.....    | 86 |
| 4. Tom Heinsohn.....   | 58 |
| 5. Robert Parish.....  | 53 |
| 6. Bob Brannum.....    | 42 |
| 7. Don Chaney.....     | 40 |
| Jim Loscutoff.....     | 40 |
| 9. Cedric Maxwell..... | 32 |
| 10. Bob Donham.....    | 31 |

## LARRY BIRD (69)

| SEASON  | NO. | TEAM           | SITE       | DATE  | REB | AST | PTS | SCORE   |
|---------|-----|----------------|------------|-------|-----|-----|-----|---------|
| 1979-80 | 1   | Detroit        | Home       | 11/14 | 19  | 10  | 23  | 115-111 |
| 1980-81 | 6   | * Phoenix      | Away       | 12/30 | 10  | 10  | 27  | 116-97  |
|         |     | * San Diego    | Away       | 01/01 | 13  | 10  | 13  | 88-85   |
|         |     | Utah           | Home       | 01/21 | 10  | 10  | 20  | 117-87  |
|         |     | Indiana        | Away       | 03/06 | 10  | 10  | 28  | 104-110 |
|         |     | New York       | Away       | 03/24 | 13  | 10  | 16  | 118-116 |
|         |     | x Chicago      | Away       | 04/10 | 17  | 10  | 24  | 113-107 |
| 1981-82 | 5   | * New Jersey   | Away       | 01/11 | 14  | 10  | 25  | 112-94  |
|         |     | * Atlanta      | Home       | 01/13 | 19  | 15  | 28  | 116-95  |
|         |     | Seattle        | Away       | 02/21 | 12  | 14  | 22  | 100-103 |
|         |     | x Philadelphia | Home       | 05/09 | 15  | 10  | 24  | 121-81  |
|         |     | x Philadelphia | Away       | 05/15 | 13  | 11  | 15  | 113-121 |
| 1982-83 | 4   | Detroit        | Away       | 12/04 | 16  | 12  | 30  | 119-112 |
|         |     | Utah           | Away       | 01/01 | 15  | 11  | 14  | 127-112 |
|         |     | San Antonio    | Away       | 01/07 | 12  | 10  | 25  | 116-113 |
|         |     | Washington     | Away (OT)  | 04/02 | 10  | 12  | 34  | 121-117 |
| 1983-84 | 8   | Denver         | Away       | 11/15 | 11  | 10  | 28  | 140-124 |
|         |     | New York       | Away (2OT) | 11/22 | 11  | 11  | 16  | 113-117 |
|         |     | San Antonio    | Home       | 11/30 | 14  | 13  | 23  | 130-106 |
|         |     | Philadelphia   | Home       | 12/04 | 11  | 13  | 22  | 114-121 |
|         |     | Houston        | Home       | 02/10 | 14  | 12  | 17  | 114-101 |
|         |     | Seattle        | Away       | 02/17 | 13  | 13  | 30  | 111-100 |
|         |     | Chicago        | Home       | 04/08 | 10  | 10  | 30  | 117-110 |
|         |     | x New York     | Home       | 05/13 | 12  | 10  | 39  | 121-104 |
| 1984-85 | 8   | * Phoenix      | Away       | 12/26 | 11  | 10  | 34  | 119-114 |
|         |     | * LA Clippers  | Away       | 12/27 | 13  | 13  | 13  | 118-103 |
|         |     | * San Antonio  | Away       | 12/29 | 15  | 10  | 18  | 120-112 |
|         |     | New York       | Away       | 01/07 | 10  | 10  | 26  | 108-97  |
|         |     | Utah           | Away       | 02/18 | 12  | 10  | 30  | 110-94  |
|         |     | * Detroit      | Home       | 03/03 | 15  | 10  | 30  | 138-129 |
|         |     | * New York     | Away       | 03/05 | 19  | 10  | 20  | 110-102 |
|         |     | Milwaukee      | Home       | 03/20 | 13  | 11  | 10  | 107-105 |
| 1985-86 | 13  | New Jersey     | Away (OT)  | 10/25 | 12  | 10  | 21  | 109-113 |
|         |     | New York       | Away       | 11/23 | 10  | 10  | 18  | 113-104 |
|         |     | * Seattle      | Away       | 02/13 | 15  | 11  | 31  | 107-98  |
|         |     | * Portland     | Away (OT)  | 02/14 | 14  | 11  | 47  | 120-119 |
|         |     | Golden State   | Away       | 02/19 | 12  | 11  | 36  | 115-100 |
|         |     | * Indiana      | Home       | 02/23 | 11  | 12  | 30  | 113-98  |
|         |     | * New York     | Away       | 02/25 | 18  | 13  | 24  | 91-74   |
|         |     | LA Clippers    | Home       | 02/28 | 13  | 12  | 20  | 124-108 |
|         |     | Detroit        | Home       | 04/02 | 11  | 13  | 29  | 122-106 |
|         |     | Philadelphia   | Away       | 04/06 | 10  | 10  | 18  | 94-95   |
|         |     | x Milwaukee    | Away       | 05/17 | 16  | 13  | 19  | 111-107 |
|         |     | x Houston      | Away       | 06/01 | 15  | 11  | 25  | 104-106 |
|         |     | x Houston      | Home       | 06/08 | 11  | 12  | 29  | 114-97  |
| 1986-87 | 6   | Atlanta        | Away (OT)  | 02/03 | 15  | 14  | 26  | 123-126 |
|         |     | Dallas         | Away       | 02/18 | 12  | 11  | 16  | 113-96  |
|         |     | Philadelphia   | Home       | 03/29 | 13  | 12  | 17  | 118-100 |
|         |     | Washington     | Home       | 04/01 | 17  | 15  | 30  | 103-86  |
|         |     | Philadelphia   | Away (OT)  | 04/05 | 10  | 12  | 39  | 104-106 |
|         |     | x Milwaukee    | Home       | 05/19 | 16  | 11  | 18  | 104-91  |
| 1987-88 | 2   | San Antonio    | Away       | 02/10 | 17  | 10  | 39  | 136-120 |
|         |     | Milwaukee      | Home       | 04/13 | 10  | 10  | 26  | 123-104 |

| SEASON                        | NO. | TEAM         | SITE       | DATE  | REB | AST | PTS | SCORE   |
|-------------------------------|-----|--------------|------------|-------|-----|-----|-----|---------|
| <b>LARRY BIRD (CONTINUED)</b> |     |              |            |       |     |     |     |         |
| 1989-90                       | 11  | New Jersey   | Home       | 11/15 | 15  | 10  | 12  | 126-92  |
|                               |     | Charlotte    | Away       | 12/05 | 13  | 11  | 11  | 114-101 |
|                               |     | Denver       | Home       | 12/08 | 12  | 12  | 24  | 102-103 |
|                               |     | Seattle      | Home       | 12/13 | 11  | 10  | 40  | 109-97  |
|                               |     | Sacramento   | Away (OT)  | 12/27 | 11  | 10  | 37  | 115-112 |
|                               |     | Orlando      | Away       | 01/17 | 10  | 10  | 14  | 133-111 |
|                               | *   | New Jersey   | Home       | 03/18 | 18  | 11  | 29  | 122-106 |
|                               | *   | Cleveland    | Home       | 03/21 | 10  | 16  | 25  | 123-114 |
|                               |     | Cleveland    | Away       | 04/06 | 15  | 10  | 11  | 109-104 |
|                               |     | New York     | Home       | 04/15 | 17  | 13  | 17  | 101-94  |
|                               | x   | New York     | Home       | 04/26 | 18  | 10  | 24  | 116-105 |
| 1990-91                       | 4   | Miami        | Home       | 11/26 | 14  | 11  | 21  | 118-101 |
|                               |     | Atlanta      | Home       | 12/23 | 10  | 10  | 14  | 132-104 |
|                               |     | LA Lakers    | Away       | 02/15 | 11  | 11  | 11  | 98-85   |
|                               | x   | Indiana      | Home       | 04/26 | 12  | 12  | 21  | 127-120 |
| 1991-92                       | 1   | Portland     | Home (2OT) | 03/15 | 14  | 12  | 49  | 152-148 |
| <b>RAJON RONDO (29)</b>       |     |              |            |       |     |     |     |         |
| 2008-09                       | 5   | Indiana      | Home       | 12/03 | 13  | 17  | 16  | 114-96  |
|                               |     | Dallas       | Away       | 02/12 | 15  | 14  | 19  | 99-92   |
|                               | x   | Chicago      | Home       | 04/20 | 12  | 16  | 19  | 118-115 |
|                               | x   | Chicago      | Away (OT)  | 04/28 | 11  | 11  | 25  | 106-109 |
|                               | x   | Orlando      | Home       | 05/06 | 11  | 18  | 15  | 112-94  |
| 2009-10                       | 4   | Toronto      | Away       | 01/10 | 10  | 13  | 22  | 114-107 |
|                               |     | Denver       | Home       | 03/24 | 11  | 15  | 11  | 113-99  |
|                               | x   | Cleveland    | Home       | 05/09 | 18  | 13  | 29  | 97-87   |
|                               | x   | Los Angeles  | Away       | 06/06 | 12  | 10  | 19  | 103-94  |
| 2010-11                       | 4   | New York     | Home       | 10/29 | 10  | 24  | 10  | 105-101 |
|                               |     | San Antonio  | Home       | 01/05 | 10  | 23  | 12  | 105-103 |
|                               |     | Miami        | Home       | 02/13 | 10  | 10  | 11  | 85-82   |
|                               | x   | New York     | Away       | 04/22 | 11  | 20  | 15  | 113-96  |
| 2011-12                       | 10  | Washington   | Away       | 01/01 | 11  | 14  | 18  | 94-86   |
|                               |     | Chicago      | Home       | 02/12 | 10  | 15  | 32  | 95-91   |
|                               |     | Milwaukee    | Home       | 02/29 | 11  | 10  | 15  | 102-96  |
|                               |     | New York     | Home       | 03/04 | 17  | 20  | 18  | 115-111 |
|                               |     | Miami        | Home       | 04/01 | 11  | 14  | 16  | 91-72   |
|                               |     | Atlanta      | Home       | 04/11 | 10  | 20  | 10  | 88-86   |
|                               | x   | Atlanta      | Home       | 05/04 | 14  | 12  | 17  | 90-84   |
|                               | x   | Philadelphia | Home       | 05/12 | 12  | 17  | 13  | 92-91   |
|                               | x   | Philadelphia | Home       | 05/26 | 10  | 10  | 18  | 85-75   |
|                               | x   | Miami        | Away       | 06/09 | 10  | 14  | 22  | 88-101  |
| 2012-13                       | 5   | Philadelphia | Away       | 12/07 | 13  | 14  | 16  | 94-95   |
|                               |     | Atlanta      | Away       | 01/05 | 11  | 10  | 14  | 89-81   |
|                               |     | Charlotte    | Home       | 01/14 | 10  | 12  | 17  | 100-89  |
|                               |     | New York     | Home       | 01/24 | 10  | 11  | 23  | 86-89   |
|                               |     | Atlanta      | Away       | 01/25 | 10  | 11  | 16  | 111-123 |
| 2013-14                       | 1   | Philadelphia | Home       | 04/04 | 11  | 16  | 11  | 102-111 |
| <b>ANTOINE WALKER (13)</b>    |     |              |            |       |     |     |     |         |
| 1996-97                       | 2   | * Charlotte  | Home       | 04/16 | 10  | 10  | 23  | 108-102 |
|                               | *   | Philadelphia | Away       | 04/18 | 12  | 13  | 23  | 119-113 |
| 1997-98                       | 1   | Houston      | Home       | 02/01 | 14  | 10  | 27  | 107-96  |
| 1999-00                       | 1   | Milwaukee    | Home       | 03/08 | 19  | 10  | 30  | 112-101 |
| 2000-01                       | 5   | Indiana      | Home       | 12/08 | 10  | 12  | 16  | 91-104  |
|                               |     | Charlotte    | Home       | 12/16 | 11  | 10  | 20  | 87-99   |
|                               |     | Minnesota    | Away       | 01/15 | 12  | 12  | 20  | 107-102 |
|                               |     | LA Clippers  | Away       | 01/18 | 11  | 10  | 29  | 82-79   |
|                               |     | Chicago      | Away       | 03/29 | 11  | 11  | 23  | 106-104 |
| 2001-02                       | 2   | Denver       | Away       | 02/12 | 12  | 14  | 30  | 110-93  |
|                               |     | LA Lakers    | Away       | 02/19 | 14  | 10  | 30  | 109-108 |
| 2002-03                       | 2   | Atlanta      | Home       | 11/22 | 11  | 10  | 27  | 105-98  |
|                               |     | Cleveland    | Home       | 12/13 | 11  | 10  | 33  | 115-100 |

| SEASON   | NO. .... | TEAM               | SITE ..... | DATE .....  | REB ..... | AST ..... | PTS..... | SCORE        |
|--|----------|--------------------|------------|-------------|-----------|-----------|----------|--------------|
| PAUL PIERCE (10)   |          |                    |            |             |           |           |          |              |
| 2002-03 .....  | 2 .....  | Orlando .....      | Home ..... | 01/26 ..... | 13 .....  | 13 .....  | 27 ..... | 91-83        |
|  |          | x New Jersey ..... | Away ..... | 05/07 ..... | 10 .....  | 11 .....  | 32 ..... | 95-104       |
| 2003-04 .....  | 1 .....  | Milwaukee .....    | Home ..... | 11/25 ..... | 10 .....  | 10 .....  | 26 ..... | 106-96       |
| 2004-05 .....  | 2 .....  | New Orleans .....  | Home ..... | 01/03 ..... | 10 .....  | 10 .....  | 19 ..... | 108-90       |
|  |          | New Jersey .....   | Home ..... | 02/02 ..... | 10 .....  | 10 .....  | 28 ..... | 110-89       |
| 2005-06 .....  | 1 .....  | Philadelphia ..... | Home ..... | 03/08 ..... | 12 .....  | 10 .....  | 31 ..... | 104-101      |
| 2010-11 .....  | 1 .....  | Indiana .....      | Home ..... | 12/19 ..... | 10 .....  | 12 .....  | 19 ..... | 99-88        |
| 2012-13 .....  | 3 .....  | Miami .....        | Home ..... | 01/27 ..... | 13 .....  | 10 .....  | 17 ..... | 100-98       |
|  |          | Denver .....       | Home ..... | 02/10 ..... | 14 .....  | 14 .....  | 27 ..... | 118-114      |
|  |          | Atlanta .....      | Home ..... | 03/29 ..... | 10 .....  | 10 .....  | 20 ..... | 118-107      |
| ROBERT PARISH (1)  |          |                    |            |             |           |           |          |              |
| 1986-87 .....  | 1 .....  | Philadelphia ..... | Home ..... | 03/29 ..... | 10 .....  | 10 .....  | 14 ..... | 118-100      |
| DENNIS JOHNSON (1)   |          |                    |            |             |           |           |          |              |
| 1987-88 .....  | 1 .....  | x New York .....   | Away ..... | 05/06 ..... | 10 .....  | 12 .....  | 19 ..... | 102-94       |
| KEVIN GAMBLE (1)   |          |                    |            |             |           |           |          |              |
| 1992-93 .....  | 1 .....  | Golden State ..... | Away ..... | 02/16 ..... | 11 .....  | 10 .....  | 23 ..... | 114-88       |
| RYAN GOMES (1)   |          |                    |            |             |           |           |          |              |
| 2006-07 .....  | 1 .....  | Charlotte .....    | Home ..... | 11/08 ..... | 12 .....  | 10 .....  | 10 ..... | 110-108 (OT) |
| JORDAN CRAWFORD (1)  |          |                    |            |             |           |           |          |              |
| 2013-14 .....  | 1 .....  | Cleveland .....    | Home ..... | 11/29 ..... | 11 .....  | 10 .....  | 11 ..... | 103-86       |
| x-Playoffs      *Consecutive Games      Officially recognized as an NBA stat starting with the 1979-80 season. |          |                    |            |             |           |           |          |              |



### HOME OPENERS (44-22)

|               |                                  |
|---------------|----------------------------------|
| 11/05/46..... | Chicago 57, Celtics 55           |
| 11/14/47..... | Philadelphia 79, Celtics 74 (OT) |
| 11/07/48..... | Celtics 85, Philadelphia 77      |
| 11/10/49..... | Minneapolis 98, Celtics 84       |
| 11/09/50..... | Celtics 76, Minneapolis 71       |
| 11/04/51..... | Celtics 97, Indianapolis 65 *    |
| 11/08/52..... | Celtics 106, Syracuse 83         |
| 11/01/53..... | Minneapolis 84, Celtics 79       |
| 11/06/54..... | Celtics 107, Syracuse 84 *       |
| 11/05/55..... | Celtics 98, Philadelphia 87      |
| 11/03/56..... | New York 113, Celtics 107        |
| 11/02/57..... | Celtics 107, Syracuse 83         |
| 11/01/58..... | Celtics 112, Detroit 98          |
| 10/17/59..... | Celtics 129, Cincinnati 125 *    |
| 10/22/60..... | Celtics 118, Detroit 116 *       |
| 10/21/61..... | Celtics 137, Detroit 102 *       |
| 10/20/62..... | Celtics 149, New York 116 *      |
| 10/26/63..... | Celtics 123, Baltimore 108       |
| 10/17/64..... | Celtics 112, Detroit 81 *        |
| 10/16/65..... | Celtics 102, Cincinnati 98       |
| 10/15/66..... | Celtics 121, San Francisco 113   |
| 10/14/67..... | Celtics 105, Chicago 90 *        |
| 10/23/68..... | Celtics 108, Cincinnati 101      |
| 10/17/69..... | Cincinnati 110, Celtics 108 *    |
| 10/21/70..... | Detroit 121, Celtics 118         |
| 10/15/71..... | Golden State 97, Celtics 75 *    |
| 10/13/72..... | Celtics 112, Los Angeles 104     |
| 10/12/73..... | Celtics 118, Buffalo 112 *       |
| 10/18/74..... | Buffalo 126, Celtics 119         |
| 10/24/75..... | Celtics 109, Houston 94 *        |
| 11/05/76..... | Washington 107, Celtics 104      |
| 11/02/77..... | Cleveland 104, Celtics 101       |
| 10/15/78..... | Cleveland 115, Celtics 101 *     |
| 10/12/79..... | Celtics 114, Houston 108 *       |
| 10/10/80..... | Celtics 130, Cleveland 103 *     |
| 10/30/81..... | Celtics 124, Washington 100 *    |
| 11/03/82..... | Celtics 111, Indiana 104         |
| 11/02/83..... | Celtics 119, Milwaukee 105       |
| 10/31/84..... | Celtics 116, New Jersey 105      |
| 10/30/85..... | Celtics 117, Milwaukee 106       |
| 10/31/86..... | Celtics 120, Washington 102 *    |
| 11/06/87..... | Celtics 125, Milwaukee 108 *     |
| 11/04/88..... | Celtics 122, New York 115 (OT) * |
| 11/03/89..... | Celtics 127, Milwaukee 114       |
| 11/02/90..... | Celtics 125, Cleveland 101 *     |
| 11/01/91..... | Celtics 111, Charlotte 108 *     |
| 11/06/92..... | Celtics 113, Minnesota 92 *      |
| 11/05/93..... | New York 111, Celtics 108 *      |
| 11/04/94..... | New York 120, Celtics 107        |
| 11/03/95..... | Milwaukee 101, Celtics 100 *     |
| 11/01/96..... | Chicago 107, Celtics 98 *        |
| 10/31/97..... | Celtics 92, Chicago 85 *         |
| 02/05/99..... | Toronto 103, Celtics 92          |
| 11/03/99..... | Celtics 112, Washington 101      |
| 11/01/00..... | Celtics 103, Detroit 83 *        |
| 10/31/01..... | New Jersey 95, Celtics 92        |
| 10/30/02..... | Chicago 99, Celtics 96 *         |
| 10/29/03..... | Celtics 88, Miami 75 *           |
| 11/03/04..... | Philadelphia 98, Celtics 95 *    |
| 11/02/05..... | Celtics 114, New York 100 (OT) * |
| 11/01/06..... | NO/Okla. City 91, Celtics 87 *   |
| 11/02/07..... | Washington 83, Celtics 103       |
| 11/28/08..... | Cleveland 85, Celtics 90         |
| 10/28/09..... | Celtics 92, Charlotte 59         |
| 10/26/10..... | Celtics 88, Miami 80 *           |
| 12/30/11..... | Celtics 96, Detroit 85           |
| 11/02/12..... | Milwaukee 99, Celtics 88         |
| 11/01/13..... | Milwaukee 105, Celtics 98        |

### ROAD OPENERS (30-36)

|               |                                    |
|---------------|------------------------------------|
| 11/02/46..... | Providence 59, Celtics 53 *        |
| 11/13/47..... | Baltimore 85, Celtics 74 *         |
| 11/04/48..... | Philadelphia 94, Celtics 73 *      |
| 11/03/49..... | Sheboygan 98, Celtics 83 *         |
| 11/01/50..... | Fort Wayne 107, Celtics 84 *       |
| 11/15/51..... | Syracuse 97, Celtics 95            |
| 10/31/52..... | Celtics 83, Indianapolis 68 *      |
| 11/05/53..... | Fort Wayne 83, Celtics 79          |
| 10/30/54..... | Rochester 98, Celtics 95           |
| 11/12/55..... | New York 96, Celtics 95            |
| 10/27/56..... | Celtics 115, New York 112 *        |
| 10/22/57..... | Celtics 115, St. Louis 90 *        |
| 10/25/58..... | New York 127, Celtics 125 (OT) *   |
| 10/24/59..... | Celtics 121, Syracuse 109          |
| 10/28/60..... | Celtics 110, New York 101          |
| 11/03/61..... | Celtics 112, Philadelphia 98       |
| 10/26/62..... | Celtics 133, New York 108          |
| 10/16/63..... | Celtics 109, Baltimore 95 *        |
| 10/25/64..... | Celtics 112, Baltimore 100         |
| 10/23/65..... | St. Louis 120, Celtics 100         |
| 10/22/66..... | Celtics 126, New York 97           |
| 10/21/67..... | Celtics 125, Baltimore 109         |
| 10/18/68..... | Celtics 106, Detroit 88 *          |
| 10/18/69..... | Baltimore 124, Celtics 117         |
| 10/13/70..... | New York 114, Celtics 107 *        |
| 10/22/71..... | Celtics 115, Atlanta 108           |
| 10/11/72..... | Celtics 121, Detroit 108 *         |
| 10/13/73..... | Celtics 111, Philadelphia 106      |
| 10/19/74..... | Celtics 113, Buffalo 95            |
| 11/01/75..... | Chicago 84, Celtics 82             |
| 10/21/76..... | Celtics 129, Indiana 122 (OT) *    |
| 10/19/77..... | San Antonio 114, Celtics 109 *     |
| 10/18/78..... | Celtics 116, Atlanta 99            |
| 10/13/79..... | Celtics 139, Cleveland 117         |
| 10/14/80..... | Atlanta 122, Celtics 116           |
| 10/31/81..... | Milwaukee 119, Celtics 103         |
| 10/29/82..... | Celtics 104, Cleveland 93 *        |
| 10/28/83..... | Detroit 127, Celtics 121 *         |
| 10/26/84..... | Celtics 130, Detroit 123 *         |
| 10/25/85..... | New Jersey 113, Celtics 109 (OT) * |
| 11/01/86..... | Milwaukee 111, Celtics 105         |
| 11/07/87..... | Celtics 140, Washington 139 (2 OT) |
| 11/05/88..... | Philadelphia 129, Celtics 115      |
| 11/04/89..... | Celtics 102, Chicago 100           |
| 11/03/90..... | Celtics 106, New York 103          |
| 11/02/91..... | Washington 126, Celtics 118 (OT)   |
| 11/07/92..... | Milwaukee 124, Celtics 88          |
| 11/06/93..... | Celtics 100, Washington 88         |
| 11/05/94..... | Indiana 112, Celtics 103           |
| 11/04/95..... | Chicago 107, Celtics 85            |
| 11/02/96..... | Milwaukee 124, Celtics 102         |
| 11/04/97..... | New York 102, Celtics 70           |
| 02/08/99..... | Orlando 107, Celtics 90            |
| 11/02/99..... | Celtics 103, Toronto 90 *          |
| 11/04/00..... | Cleveland 91, Celtics 89           |
| 10/30/01..... | Celtics 108, Cleveland 89 *        |
| 10/31/02..... | Washington 114, Celtics 69         |
| 10/31/03..... | Celtics 93, Memphis 91             |
| 11/06/04..... | Celtics 107, New York 73           |
| 11/05/05..... | Charlotte 107, Celtics 105 (OT)    |
| 11/04/06..... | Washington 124, Celtics 117        |
| 11/24/07..... | Celtics 98, Toronto 95 (OT)        |
| 11/01/08..... | Celtics 79, Indiana 95             |
| 10/27/09..... | Celtics 95, Cleveland 89 *         |
| 10/27/10..... | Celtics 87, Cleveland 95           |
| 12/25/11..... | New York 106, Celtics 104 *        |
| 10/30/12..... | Miami 120, Celtics 107 *           |
| 10/30/13..... | Toronto 93, Celtics 87 *           |

\*SEASON OPENERS TOTAL: 41-27

## FIELD GOAL PERCENTAGE

| SEASON  | PLAYER         | TOTAL |
|---------|----------------|-------|
| 1953-54 | Ed Macauley    | .486  |
| 1974-75 | Don Nelson     | .539  |
| 1978-79 | Cedric Maxwell | .584  |
| 1979-80 | Cedric Maxwell | .609  |
| 1986-87 | Kevin McHale   | .604  |
| 1987-88 | Kevin McHale   | .604  |

## FREE THROW PERCENTAGE

|         |                 |      |
|---------|-----------------|------|
| 1952-53 | Bill Sharman    | .850 |
| 1953-54 | Bill Sharman    | .844 |
| 1954-55 | Bill Sharman    | .897 |
| 1955-56 | Bill Sharman    | .867 |
| 1956-57 | Bill Sharman    | .905 |
| 1958-59 | Bill Sharman    | .932 |
| 1960-61 | Bill Sharman    | .921 |
| 1965-66 | Larry Siegfried | .881 |
| 1968-69 | Larry Siegfried | .864 |
| 1983-84 | Larry Bird      | .888 |
| 1985-86 | Larry Bird      | .896 |
| 1986-87 | Larry Bird      | .910 |
| 1989-90 | Larry Bird      | .930 |

## REBOUNDS

|         |              |       |
|---------|--------------|-------|
| 1957-58 | Bill Russell | 1,564 |
| 1958-59 | Bill Russell | 1,612 |
| 1963-64 | Bill Russell | 1,930 |
| 1964-65 | Bill Russell | 1,878 |

## STEALS

|         |             |     |
|---------|-------------|-----|
| 2009-10 | Rajon Rondo | 189 |
|---------|-------------|-----|

## ASSISTS

| SEASON  | PLAYER    | TOTAL |
|---------|-----------|-------|
| 1952-53 | Bob Cousy | 547   |
| 1953-54 | Bob Cousy | 578   |
| 1954-55 | Bob Cousy | 557   |
| 1955-56 | Bob Cousy | 642   |
| 1956-57 | Bob Cousy | 478   |
| 1957-58 | Bob Cousy | 463   |
| 1958-59 | Bob Cousy | 557   |
| 1959-60 | Bob Cousy | 715   |

## ASSISTS PER GAME

|         |             |      |
|---------|-------------|------|
| 2011-12 | Rajon Rondo | 11.7 |
| 2012-13 | Rajon Rondo | 11.1 |

## MINUTES

|         |               |       |
|---------|---------------|-------|
| 1958-59 | Bill Russell  | 2,979 |
| 1959-60 | Bill Russell  | 3,466 |
| 1970-71 | John Havlicek | 3,678 |
| 1971-72 | John Havlicek | 3,698 |

## PERSONAL FOULS

|         |               |     |
|---------|---------------|-----|
| 1970-71 | Dave Cowens   | 350 |
| 1971-72 | Dave Cowens   | 314 |
| 1975-76 | Charlie Scott | 356 |

## DISQUALIFICATIONS

|         |              |                               |
|---------|--------------|-------------------------------|
| 1955-56 | Arnie Risen  | 17 (tied with Vern Mikklesen) |
| 1962-63 | Frank Ramsey | 13                            |
| 1964-65 | Tom Sanders  | 15                            |
| 1965-66 | Tom Sanders  | 19                            |

No Celtics' player has led the league in Scoring, Blocked Shots or Three-Point Field Goal Percentage.

Six players have won scoring titles with other NBA teams then played with the Celtics; those individuals are:

| Season  | Player            | Average | Team              | Year w/Boston |
|---------|-------------------|---------|-------------------|---------------|
| 1967-68 | Dave Bing         | 27.1    | Detroit           | 1977-78       |
| 1972-73 | Nate Archibald    | 34.0    | Kansas City-Omaha | 1978-83       |
| 1973-74 | Bob McAdoo        | 30.6    | Buffalo           | 1978-79       |
| 1974-75 | Bob McAdoo        | 34.5    | Buffalo           | 1978-79       |
| 1975-76 | Bob McAdoo        | 31.1    | Buffalo           | 1978-79       |
| 1976-77 | Pete Maravich     | 31.1    | New Orleans       | 1979-80       |
| 1985-86 | Dominique Wilkins | 30.3    | Atlanta           | 1994-95       |
| 1994-95 | Shaquille O'Neal  | 29.3    | Orlando           | 2010-11       |
| 1999-00 | Shaquille O'Neal  | 29.7    | LA Lakers         | 2010-11       |

## 1956-57

(44-28\* regular season, 7-3 playoffs)

### COACH: RED AUERBACH

Bob Cousy (64 games), Tom Heinsohn (72), Dick Hemric (67), Jim Loscutt (70), Jack Nichols (61), Togo Palazzi (20), Andy Phillip (67), Frank Ramsey (35), Arnie Risen (43), Bill Russell (48), Bill Sharman (67) and Lou Tsioropoulos (52). Trainer: Harvey Cohn.

## 1958-59

(52-20\* regular season, 8-3 playoffs)

### COACH: RED AUERBACH

Gene Conley (50 games), Bob Cousy (65), Tom Heinsohn (66), K.C. Jones (49), Sam Jones (71), Jim Loscutt (66), Frank Ramsey (72), Bill Russell (70), Bill Sharman (72), Ben Swain (58) and Lou Tsioropoulos (35). Trainer: Buddy LeRoux.

## 1959-60

(59-16\* regular season, 8-5 playoffs)

### COACH: RED AUERBACH

Gene Conley (71 games), Bob Cousy (75), Gene Guarilia (48), Tom Heinsohn (75), K.C. Jones (74), Sam Jones (74), Maurice King (1), Jim Loscutt (28), Frank Ramsey (73), John Richter (66), Bill Russell (74) and Bill Sharman (71). Trainer: Buddy LeRoux.

## 1960-61

(57-22\* regular season, 12-6 playoffs)

### COACH: RED AUERBACH

Gene Conley (75 games), Bob Cousy (76), Gene Guarilia (25), Tom Heinsohn (74), K.C. Jones (78), Sam Jones (78), Jim Loscutt (76), Frank Ramsey (79), Bill Russell (78), Tom Sanders (68) and Bill Sharman (61). Trainer: Buddy LeRoux.

## 1961-62

(60-20\* regular season, 8-6 playoffs)

### COACH: RED AUERBACH

Carl Braun (48 games), Al Butler (5), Bob Cousy (75), Gene Guarilia (45), Tom Heinsohn (79), K.C. Jones (80), Sam Jones (78), Jim Loscutt (79), Gary Phillips (67), Frank Ramsey (79), Bill Russell (76) and Tom Sanders (80). Trainer: Buddy LeRoux.

## 1962-63

(58-22\* regular season, 8-5 playoffs)

### COACH: RED AUERBACH

Bob Cousy (76 games), Jack Foley (5), Gene Guarilia (71), John Havlicek (80), Tom Heinsohn (76), K.C. Jones (79), Sam Jones (76), Jim Loscutt (63), Clyde Lovellette (61), Frank Ramsey (77), Bill Russell (78), Tom Sanders (80) and Dan Swartz (39). Trainer: Buddy LeRoux.

## 1963-64

(59-21\* regular season, 8-2 playoffs)

### COACH: RED AUERBACH

John Havlicek (80 games), Tom Heinsohn (76), K.C. Jones (80), Sam Jones (76), Jim Loscutt (53), Clyde Lovellette (45), Johnny McCarthy (28), Willie Naulls (78), Frank Ramsey (75), Bill Russell (78), Tom Sanders (80) and Larry Siegfried (31). Trainer: Buddy LeRoux.

## 1964-65

(62-18\* regular season, 8-4 playoffs)

### COACH: RED AUERBACH

Ron Bonham (37 games), Mel Counts (54), John Havlicek (75), Tom Heinsohn (67), K.C. Jones (78), Sam Jones (80), Willie Naulls (71), Bob Nordmann (3), Bill Russell (78), Tom Sanders (80), Larry Siegfried (72), John Thompson (64) and Gerry Ward (3). Trainer: Buddy LeRoux.

## 1965-66

(54-26, 2nd in East one game behind Philadelphia in regular season, 11-6 playoffs)

### COACH: RED AUERBACH

Ron Bonham (39 games), Mel Counts (67), Silhuo Green (10), John Havlicek (71), K.C. Jones (80), Sam Jones (67), Willie Naulls (77), Don Nelson (75), Bill Russell (78), Tom Sanders (72), Woody Sauldsberry (39), Larry Siegfried (71), John Thompson (10) and Ron Watts (1). Trainer: Buddy LeRoux.

## 1967-68

(54-28, 2nd in East eight games behind Philadelphia regular season; 12-7 in playoffs)

### PLAYER-COACH: BILL RUSSELL

Wayne Embry (78 games), Mal Graham (78), John Havlicek (82), Bailey Howell (82), Johnny Jones (51), Sam Jones (73), Don Nelson (82), Bill Russell (78), Tom Sanders (78), Larry Siegfried (62), Tom Thacker (65) and Rick Weitzman (25). Trainer: Joe DeLauro.

## 1968-69

(48-34, 4th in East nine games behind first-place Baltimore regular season; 12-6 in playoffs)

### PLAYER-COACH: BILL RUSSELL

Bill Barnes (49 games), Enmette Bryant (80), Don Chaney (20), Mal Graham (22), John Havlicek (82), Bailey Howell (78), Rich Johnson (31), Sam Jones (70), Don Nelson (82), Bud Olsen (7), Bill Russell (77), Tom Sanders (82) and Larry Siegfried (79). Trainer: Joe DeLauro.

## 1973-74

(56-26 regular season, 12-6 playoffs)

### COACH: TOM HEINSOHN

Assistant Coach: John Killilea

Don Chaney (81 games), Dave Cowens (80), Steve Downing (24), Henry Finkel (60), Phil Hankinson (28), John Havlicek (76), Steve Kuberski (78), Don Nelson (82), Paul Silas (82), Paul Westphal (82), JoJo White (82) and Art Williams (67). Trainer: Frank Challant. Assistant Trainer: Mark Volk.

## 1975-76

(54-28 regular season, 12-6 playoffs)

### COACH: TOM HEINSOHN

Assistant Coach: John Killilea

Jerome Anderson (22 games), Jim Ard (81), Tom Boswell (35), Dave Cowens (78), John Havlicek (76), Steve Kuberski (60), Glenn McDonald (75), Don Nelson (75), Charlie Scott (82), Ed Searcy (4), Paul Silas (81), Kevin Stacom (77) and JoJo White (82). Trainer: Frank Challant. Assistant Trainer: Mark Volk.

## 1980-81

(62-20\*\* regular season, 12-5 playoffs)

### COACH: BILL FITCH

Assistant Coaches: K.C. Jones and Jim Rodgers  
Nate Archibald (80 games), Larry Bird (82), M.L. Carr (41), Terry Duerod (32), Eric Fernsten (45), Chris Ford (82), Gerald Henderson (82), Wayne Kreklow (25), Cedric Maxwell (81), Kevin McHale (82), Robert Parish (82) and Rick Robey (82). Trainer: Ray Melchiorre.

## 1983-84

(62-20\* regular season, 15-8 playoffs)

### COACH: K.C. JONES

Assistant Coaches: Jim Rodgers and Chris Ford  
Danny Ainge (71 games), Larry Bird (79), Quinn Buckner (79), M.L. Carr (60), Carlos Clark (31), Gerald Henderson (78), Dennis Johnson (80), Greg Kite (35), Cedric Maxwell (80), Kevin McHale (82), Robert Parish (80) and Scott Wedman (68). Trainer: Ray Melchiorre.

## 1985-86

(67-15\* regular season, 15-3 playoffs)

### COACH: K.C. JONES

Assistant Coaches: Jim Rodgers and Chris Ford  
Danny Ainge (80 games), Larry Bird (82), Rick Carlisle (77), Dennis Johnson (78), Greg Kite (64), Kevin McHale (68), Robert Parish (81), Jerry Sichting (82), David Thirkill (49), Sam Vincent (57), Bill Walton (80), Scott Wedman (79) and Sly Williams (6). Trainer: Ray Melchiorre.

## 2007-08

(66-16\* regular season, 16-10 playoffs)

### COACH: GLENN "DOC" RIVERS

Ray Allen (73 games), Tony Allen (75), P.J. Brown (18), Sam Cassell (17), Glen Davis (69), Kevin Garnett (71), Eddie House (78), Kendrick Perkins (78), Paul Pierce (80), Scot Pollard (22), James Posey (74), Leon Powe (36), Gabe Pruitt (15), Rajon Rondo (77), Brian Scalabrine (48), Trainer: Ed Lacerte.

\* Best record in the NBA

\*\* Tied for best record in NBA

## FACTS ON THE CELTICS

- The current ownership group is the first local ownership of the franchise since 1964 when Walter Brown owned the team.
- The Celtics averaged 101.4 points in 1954-55 to become the first team ever to average 100 points a game.
- The Celtics longest consecutive years in the playoffs were 19 seasons, from 1950-51 – 1968-69.
- The Celtics started the first all-black team on December 26, 1964. The starters were: K.C. Jones, Sam Jones, Willie Naulls, Satch Sanders and Bill Russell.
- Only two Celtics have posted 500 rebounds and 500 assists in a single season. John Havlicek did the feat four times (1970-72, 1969-70, 1972-73) and Larry Bird five times (1983-87, 1989-90).
- Paul Pierce became the fastest Celtic in team history to record 10,000 career points. He accomplished the feat on March 12, 2004 (vs. Indiana), in his 431st career game. Larry Bird reached 10,000 points in his 436th career game.
- Paul Pierce became the first Celtic ever to lead the NBA in total points, scoring 2,144 points in the 2001-02 season.
- Larry Bird is the only Celtic to record four consecutive 2,000-point seasons, from 1984-85 through 1987-88.
- The first game as a Celtic for Arnold 'Red' Auerbach, Bob Cousy and Chuck Cooper was on November 1, 1950.
- Bill Sharman holds the best single-game scoring effort for a rookie in Celtics history, 42 points on December 11, 1952.
- Dave Cowens holds the single-season high for most minutes played by a rookie in Celtics history with 3,076 minutes in the 1970-71 season.
- Chris Ford scored the NBA's first three-point field goal on October 12, 1979 vs. Houston.
- The franchise's first 100-point game came on February 25, 1949, at Boston 102, St. Louis 83.
- The team has remembered/honored members of the Celtics family, usually with a commemorative black band on the left shoulder strap of the team jersey, seven times in the history of the franchise: Walter Brown (1964-65), Bob Schmertz (1975-76), Joan Cohen (1989-90), Johnny Most (1993-94), Reggie Lewis (1993-94), Dorothy Auerbach (2000-01), and Dennis Johnson (2006-07).
- In remembrance of Arnold "Red" Auerbach, the Celtics wore a commemorative patch of a black shamrock with the nickname "Red" in green letters for the duration of the 2006-07 season.
- Reggie Lewis the only player in franchise history to have 100 rebounds, 100 assists, 100 steals and 100 blocks in a single season (1991-92).
- The Celtics have completed 24 four-point plays in franchise history including the playoffs. The last Celtic to record a four-point play was Avery Bradley on April 16, 2014 against the Washington Wizards; The Celtics have had 24 completed against them with the last being completed by Martell Webster on January 22, 2014.



NBA

## LEAGUE OFFICE

NATIONAL BASKETBALL ASSOCIATION, NBA ENTERTAINMENT  
WOMEN'S NATIONAL BASKETBALL ASSOCIATION

## NEW YORK

Olympic Tower  
645 Fifth Avenue  
New York, NY 10022  
Telephone: 212-407-8000  
Fax: 212-832-3861

## NEW JERSEY

100 Plaza Drive  
Secaucus, NJ 07094  
Telephone: 201-865-1500  
Fax: 201-974-5973



## INTERNATIONAL OFFICES

## EUROPE

**HEADQUARTERS - NBA EMEA**  
Endeavour House  
189 Shaftesbury Avenue  
London, United Kingdom WC2H 8JR  
Telephone: +44-20-7420-8900

## SPAIN

Pqe. Empresarial 'La Finca', Edif. 17A, 1a,  
28223 Pozuelo de Alarcón, Madrid, Spain  
Telephone: +34-911-517-101  
Fax: +34-911-517-120

## LATIN AMERICA

## MEXICO

Av. Santa Fe #94 Torre A Piso 8  
Colonia Zedec Santa Fe  
Mexico DF Mexico 01210  
Telephone: +52-55-88511159  
Fax: +52-55-88511111

## BRAZIL

Av Borges de Medeiros, 633  
Sala 303 - Leblon  
Rio de Janeiro, RJ, Brazil 22430-041  
Telephone: +55-21-3206-6400  
Fax: +55-21-2586-6001

## CANADA

50 Bay Street, Suite 1402  
Toronto, Ontario  
Canada M5J 3A5  
Telephone: 416-364-2000  
Fax: 416-364-0205

## ASIA/PACIFIC

## HONG KONG

3101, TheLee Gardens  
33 Hysan Avenue  
Causeway Bay, Hong Kong  
Telephone: +852-2843-9600  
Fax: +852-2536-4808

## TAIWAN

Suite 1303, No. 88, Section 2,  
Chung Hsiao East Road  
Taipei, Taiwan ROC 100  
Telephone: +886-2-2397-8000  
Fax: +886-2-2358-1098

## KOREA

21/F Seoul Finance Center  
136 Sejong-Daero, Jung-Gu  
Seoul, Korea 100-768  
Telephone: +822-3782-6835  
Fax: +822-3782-4555

## CHINA - BEIJING

19th Floor, Office Tower 2,  
China Central Place,  
No. 79 Jianguo Road, Chaoyang District  
Beijing, China 100025  
Telephone: +86-10-5200-8200  
Fax: +86-10-5200-8202

## CHINA - SHANGHAI

Unit 2703-2708, 27/F,  
Tower 2, Plaza 66  
1366 Nanjing West Road  
Jing An District  
Shanghai China, 200040  
Telephone: +86-21-6137-2200  
Fax: +86-21-6288-9920

## AFRICA

6th Floor World Trade Center  
Cnr West Road South and Lower Road  
Morningside 2196  
Johannesburg, South Africa  
Telephone: +27-87-940-1333  
Fax: +27-86-726-6351

## INDIA

1st Floor, Parinee Crescenzo  
C38 & C39G Block, Bandra Kuria Complex  
Bandra (East) Mumbai, India 400051  
Telephone: +91-22-330-406  
Fax: +91-22-6155-4899

## NBA KEY DATES

## 2014-2015

October 28 Start of the 2014-15 NBA Season  
January 5 10-day Contracts can now be signed  
January 10 All Contracts are guaranteed for remainder of the season  
February 13-15 2015 NBA All-Star (Brooklyn/New York, NY)  
February 19 2015 NBA Trade Deadline (3:00 pm ET)  
March 1 Playoff Eligibility Waiver Deadline  
April 16-19 Portsmouth Invitational Tournament (Portsmouth, VA)  
April 15 Regular Season Ends

April 18  
April 26  
May 4 or 5  
May 19  
May 19 or 20  
June 4  
June 15  
June 25

2015 NBA Playoffs begin  
NBA Draft Early Entry Eligibility Deadline (11:59pm ET)  
Conference Semifinals begin (possible move-up to May 2 or 3)  
2015 NBA Draft Lottery  
Conference Finals Begin (possible move-up to May 17 or 18)  
The Finals begin  
NBA Draft Early Entry Withdrawal Deadline (5:00pm ET)  
2015 NBA Draft



## LEAGUE OFFICE



## NBA DEVELOPMENT LEAGUE

Olympic Tower • 645 5th Ave • New York, NY 10022 • 212-407-8700

www.nba.com/dleague

(864) 248-1100 • Fax: (864) 248-1102

President: TBD

Media Relations Contact: Joanna Shapiro (jshapiro@nba.com)

## TEAMS

## AUSTIN TOROS

12885 N. Highway 183, Suite 207  
Austin, TX 78750  
Arena: Cedar Park Center  
Tel: (512) 236-8333  
Fax: (512) 236-8444

Media Relations Contact:  
Perri Travillion

NBA Affiliations: San Antonio

## BAKERSFIELD JAM

1400 Norris Road  
Bakersfield, CA 93308  
Tel: (661) 615-6550  
Fax: (661) 615-6555

Arena: Dignity Health Events Center  
Media Relations Contact: William Aquije

NBA Affiliations: Phoenix

## CANTON CHARGE

1101 Market Avenue North  
Canton, OH 44702  
Tel: (330) 489-1701  
Fax: (330) 489-1703

Arena: Canton Memorial Civic Center  
Media Relations Contact:  
Sean Wyatt

NBA Affiliations: Cleveland

## DELAWARE 87ERS

300 Martin Luther King Blvd  
Suite 200  
Wilmington, DE 19801  
Tel: (302) 504-7587  
Fax: TBD

Arena: Bob Carpenter Sports/  
Convocation Center  
Media Relations Contact: TBD

NBA Affiliations: Philadelphia

## ERIE BAYHAWKS

110 East 8th Street  
Erie, PA 16501  
Tel: (814) 790-5600  
Fax: (814) 790-5608

Arena: Tullio Arena  
Media Relations Contact: Kevin Hagerty

NBA Affiliations: Orlando

## FORT WAYNE MAD ANTS

1910 St. Joe Center Rd., Suite 61  
Fort Wayne, IN 46825  
Tel: (260) 469-4667  
Fax: (260) 469-4674

Arena: Allen County War Memorial  
Coliseum  
Media Relations Contact: Audrey Siebrase

NBA Affiliations: ATL, BKN, CHA, CHI, DEN, IND, LAC, MIL,  
MIN, NOP, POR, TOR, WAS

## GRAND RAPIDS DRIVE

40 Monroe Center NW, Ste. 11  
Grand Rapids, MI 49503  
Tel: TBD  
Fax: TBD

Arena: The DeltaPlex  
Media Relations Contact:  
Sarah Parfet Jbara

NBA Affiliations: Detroit

## IDAHO STAMPEDE

233 South Capitol Blvd., Suite 100  
Boise, ID 83702  
Tel: (208) 388-4667  
Fax: (208) 388-3845

Arena: CenturyLink Arena  
Media Relations Contact: Ty Carter

NBA Affiliations: Utah

## IOWA ENERGY

730 3rd Avenue  
Des Moines, IA 50309  
Tel: (515) 564-8550  
Fax: (515) 564-8551

Arena: Wells Fargo Arena  
Media Relations Contact:  
Mike Leighton

NBA Affiliations: Memphis

## LOS ANGELES D-FENDERS

555 N Nash Street  
El Segundo, CA 90245  
Tel: (310) 426-6000  
Fax: (310) 426-6031

Arena: Toyota Sports Center  
Media Relations Contact:  
TBD

NBA Affiliations: Los Angeles Lakers

## MAINE RED CLAWS

413 Congress Street  
Portland, ME 04101  
Tel: (207) 210-6655  
Fax: (207) 210-6659

Arena: Portland Exhibition Building  
Media Relations Contact:  
TBD

NBA Affiliations: Boston

OKLAHOMA CITY THUNDER D-LEAGUE  
TEAM

208 Thunder Drive  
Oklahoma City, OK 73102  
Tel: (918) 208-4800  
Fax: (918) 429-7900

Arena: Cox Convention Center  
Media Relations Contact: Ben Coldagelli

NBA Affiliations: Oklahoma City

## RENO BIGHORNS

9393 Gateway Drive, Suite BH  
Reno, NV 89511  
Tel: (775) 284-2622  
Fax: (775) 853-1601

Arena: Reno Events Center  
Media Relations Contact: Kyle Jones

NBA Affiliations: Sacramento

## RIO GRANDE VALLEY VIPERS

4500 N. 10th St., Suite 315  
McAllen, TX 78504  
Tel: (888) 748-6223  
Fax: (956) 972-1150

Arena: State Farm Arena  
Media Relations Contact:  
Rebecca Sweat

NBA Affiliations: Houston

## SANTA CRUZ WARRIORS

903 Pacific Ave, Suite 101  
Santa Cruz, CA 95060  
Tel: (831) 465-3200  
Fax: (831) 466-3201

Arena: Kaiser Permanente Arena  
Media Relations Contact:  
TBD

NBA Affiliations: Golden State

## SIOUX FALLS SKYFORCE

2131 South Minnesota Avenue  
Sioux Falls, SD 57105  
Tel: (605) 332-0605  
Fax: (605) 332-2305

Arena: Sioux Falls Arena  
Media Relations Contact:  
Joe Millar

NBA Affiliations: Miami

## TEXAS LEGENDS

2601 Avenue of the Stars  
Suite 300  
Frisco, TX 75215  
Tel: (214) 469-0822  
Fax: (214) 469-0823

Arena: Dr. Pepper Arena  
Media Relations Contact:  
Britney Wynn

NBA Affiliations: Dallas

## WESTCHESTER KNICKS

198 Central Avenue  
White Plains, NY 10606  
Tel: (914) 559-6870

Arena: Westchester County Center  
Media Relations Contact: Katie Hatch

NBA Affiliations: New York







BROOKLYN

**BROOKLYN NETS**

Barclays Center (17,732)

15 MetroTech Center, 11th Floor, Brooklyn, NY 11201

718-933-3000

**2013-14 RESULTS**

Brooklyn won 3-1 (Celtics were 1-1 at TD Garden)

12/10/13 Boston 96 at Brooklyn 104

01/26/14 Brooklyn 85 at Boston 79

03/07/14 Brooklyn 84 at Boston 91

03/21/14 Boston 98 at Brooklyn 114

**2014-15 MATCHUPS**

10/29/14 Brooklyn at Boston

12/26/14 Brooklyn at Boston

01/07/15 Boston at Brooklyn

03/23/15 Boston at Brooklyn

**DIRECTORY**

**HEAD COACH:** ..... Lionel Hollins

**ASSISTANT COACHES:** ..... Paul Westphal, Tony Brown, Joe Wolf, John Welch, Jay Humphries

**ATHLETIC TRAINER:** ..... Tim Walsh

**PUBLIC AND MEDIA RELATIONS:** ..... Gary Sussman, Aaron Harris, Eli Pearlstein, Barry Baum, Mandy Gutmann, Hannah Stember

**CABLE TELEVISION:** ..... YES Network. Broadcasters: Ian Eagle, Mike Fratello, Ryan Ruocco, Jim Spanarkel, Donny Marshall, Sarah Kustok

**RADIO:** ..... WFAN (660AM/101.9 FM). Broadcasters: Chris Carrino, Tim Capstraw

**SPANISH RADIO:** ..... WADO (1280 AM). Broadcasters: Ino Gomez, Max Perez Jimenez

**2013-2014 SEASON SERIES (1-3) BOSTON VS. BROOKLYN**

| PLAYER        | G-GS | MIN | FG-FGA  | FT-FTA | 3FG-FGA | PF    | AST   | STL   | BLK | PTS | AVG | HI |
|---------------|------|-----|---------|--------|---------|-------|-------|-------|-----|-----|-----|----|
| Bradley       | 2-2  | 72  | 20-35   | 5-11   | 7-15    | 467   | 3-3   | 1,000 | 0   | 7   | 7   | 1  |
| Crawford      | 1-1  | 34  | 6-14    | 4-9    | 2-5     | 400   | 1-3   | 333   | 0   | 2   | 2   | 4  |
| Rondo         | 3-3  | 102 | 14-38   | 3-8    | 6-15    | 400   | 11-15 | 733   | 2   | 17  | 19  | 29 |
| Green         | 4-4  | 132 | 20-52   | 3-8    | 6-19    | 316   | 12-15 | 800   | 1   | 12  | 13  | 5  |
| Bass          | 4-4  | 115 | 18-52   | 5-63   | 0-0     | ---   | 12-17 | 706   | 13  | 16  | 29  | 2  |
| Bayless (TOT) | 3-1  | 80  | 8-22    | 3-64   | 3-11    | 273   | 4-4   | 1,000 | 1   | 7   | 8   | 11 |
| Bayless (BOS) | 2-1  | 62  | 7-16    | 4-38   | 3-8     | 375   | 3-3   | 1,000 | 1   | 6   | 7   | 5  |
| Sullinger     | 4-2  | 107 | 11-37   | 2-97   | 3-11    | 273   | 5-7   | 714   | 11  | 15  | 26  | 8  |
| Humphries     | 4-2  | 85  | 10-26   | 3-85   | 0-0     | ---   | 9-10  | 900   | 8   | 14  | 22  | 3  |
| Wallace       | 2-1  | 64  | 5-10    | 5-00   | 2-5     | 400   | 2-2   | 1,000 | 0   | 11  | 11  | 4  |
| Olinyk        | 3-0  | 47  | 6-18    | 3-33   | 1-3     | 333   | 7-8   | 875   | 7   | 9   | 16  | 0  |
| Johnson       | 3-0  | 46  | 4-9     | 4-44   | 2-5     | 400   | 4-4   | 1,000 | 2   | 4   | 6   | 2  |
| Babb          | 2-0  | 16  | 3-5     | 6-00   | 3-5     | 600   | 0-0   | ---   | 0   | 1   | 1   | 0  |
| Lee           | 1-0  | 19  | 1-2     | 5-00   | 0-0     | ---   | 2-2   | 1,000 | 0   | 0   | 2   | 1  |
| Pressey       | 4-0  | 40  | 3-11    | 2-73   | 0-5     | 1,000 | 0-0   | ---   | 1   | 2   | 3   | 6  |
| Faverani      | 2-0  | 10  | 1-2     | 5-00   | 0-0     | ---   | 0-0   | ---   | 0   | 1   | 1   | 0  |
| Anthony (TOT) | 2-0  | 11  | 0-1     | 1,000  | 0-0     | ---   | 0-0   | ---   | 0   | 5   | 5   | 0  |
| Anthony (BOS) | 1-0  | 8   | 0-1     | 1,000  | 0-0     | ---   | 0-0   | ---   | 0   | 5   | 5   | 0  |
| CELTICS       | 4    | 960 | 129-308 | 419    | 35-96   | 365   | 71-89 | 798   | 46  | 122 | 168 | 71 |
| NETS          | 4    | 960 | 145-312 | 465    | 22-84   | 262   | 75-96 | 781   | 34  | 117 | 151 | 83 |

**2013-2014 SEASON SERIES (3-1) BROOKLYN VS. BOSTON**

| PLAYER          | G-GS | MIN | FG-FGA  | FT-FTA | 3FG-FGA | PF    | AST   | STL   | BLK | PTS | AVG | HI |
|-----------------|------|-----|---------|--------|---------|-------|-------|-------|-----|-----|-----|----|
| Lopez           | 1-1  | 37  | 10-13   | 4-53   | 0-0     | ---   | 4-5   | 800   | 1   | 2   | 3   | 2  |
| Johnson         | 4-4  | 131 | 24-53   | 9-22   | 4-9     | 409   | 4-6   | 667   | 4   | 14  | 18  | 7  |
| Williams        | 4-3  | 133 | 22-43   | 5-12   | 4-16    | 250   | 10-15 | 667   | 1   | 10  | 11  | 24 |
| Blatche         | 4-0  | 90  | 17-43   | 3-95   | 1-2     | 500   | 14-17 | 824   | 8   | 12  | 20  | 4  |
| Plumlee         | 3-2  | 56  | 10-12   | 8-33   | 0-0     | ---   | 12-13 | 923   | 5   | 6   | 11  | 4  |
| Gutierrez       | 1-0  | 18  | 5-6     | 8-33   | 0-0     | ---   | 0-0   | ---   | 1   | 2   | 3   | 1  |
| Garnett         | 2-2  | 49  | 8-16    | 5-00   | 0-0     | ---   | 1-2   | 500   | 2   | 11  | 13  | 6  |
| Pierce          | 4-3  | 103 | 12-34   | 3-53   | 1-11    | 691   | 9-9   | 1,000 | 2   | 15  | 17  | 6  |
| Kirilenko       | 3-0  | 59  | 8-13    | 6-15   | 0-1     | 1,000 | 4-7   | 571   | 2   | 6   | 8   | 3  |
| Anderson        | 4-2  | 78  | 10-20   | 5-00   | 4-11    | 364   | 2-2   | 1,000 | 1   | 8   | 9   | 2  |
| Thornhill (TOT) | 2-0  | 48  | 4-18    | 2-22   | 1-9     | 111   | 4-4   | 1,000 | 1   | 9   | 10  | 5  |
| Thornhill (BRK) | 2-0  | 48  | 4-18    | 2-22   | 1-9     | 111   | 4-4   | 1,000 | 1   | 9   | 10  | 5  |
| Telesovic       | 3-0  | 47  | 7-19    | 3-68   | 1-8     | 125   | 3-5   | 600   | 0   | 6   | 6   | 2  |
| Livingston      | 4-3  | 84  | 6-16    | 3-75   | 0-1     | 1,000 | 7-9   | 778   | 6   | 14  | 20  | 12 |
| Terry           | 1-0  | 16  | 1-3     | 3-33   | 1-3     | 333   | 0-0   | ---   | 0   | 0   | 0   | 3  |
| Collins         | 1-0  | 6   | 1-1     | 1,000  | 0-0     | ---   | 0-0   | ---   | 0   | 0   | 0   | 2  |
| Teague (TOT)    | 1-0  | 4   | 0-2     | 1,000  | 0-0     | ---   | 1-2   | 500   | 0   | 1   | 1   | 0  |
| Teague (BRK)    | 1-0  | 4   | 0-2     | 1,000  | 0-0     | ---   | 1-2   | 500   | 0   | 1   | 1   | 0  |
| Shengelia       | 1-0  | 1   | 0-0     | ---    | 0-0     | ---   | 0-0   | ---   | 0   | 1   | 1   | 0  |
| Taylor          | 1-0  | 1   | 0-0     | ---    | 0-0     | ---   | 0-0   | ---   | 0   | 0   | 0   | 0  |
| NETS            | 4    | 960 | 145-312 | 465    | 22-84   | 262   | 75-96 | 781   | 34  | 117 | 151 | 83 |
| CELTICS         | 4    | 960 | 129-308 | 419    | 35-96   | 365   | 71-89 | 798   | 46  | 122 | 168 | 71 |





**CHARLOTTE HORNETS**

Time Warner Cable Arena (19,077)  
333 E. Trade Street, Charlotte, NC 28202  
704-688-8600 • fax 704-688-7600

**2013-14 RESULTS**

Boston won 2-1 (Celtics were 1-1 at TD Garden)

11/13/13 Charlotte 89 at Boston 83  
11/25/13 Boston 96 at Charlotte 86  
04/11/14 Charlotte 103 at Boston 106

**2014-15 MATCHUPS**

12/10/14 Boston at Charlotte  
01/05/15 Charlotte at Boston  
02/27/15 Charlotte at Boston  
03/30/15 Boston at Charlotte

**DIRECTORY**

**HEAD COACH:** ..... Steve Clifford  
**ASSISTANT COACHES:** ..... Patrick Ewing, Stephen Silas, Mark Price, Bob Weiss, Pat Delany, Steve Hetzel  
**ATHLETIC TRAINER:** ..... Steve Stricker  
**PUBLIC AND MEDIA RELATIONS:** ..... Mike Cristaldi, Josh Rosen, Jerome Hubbard  
**BROADCAST TELEVISION:** ..... Fox SportSouth. Broadcasters: Steve Martin, Dell Curry, Stephanie Ready  
**RADIO:** ..... WFNZ-AM. Broadcaster: Scott Lauer

**2013-2014 SEASON SERIES (2-2) BOSTON VS. CHARLOTTE**

| PLAYER         | G-GS     | MIN        | FG-FGA         | PCT         | 3FG-FGA      | PCT         | FT-FTA       | PCT         | OFF       | DEF       | TOT        | AST       | PF-DQ       | STL       | TO        | BLK       | PTS        | AVG         | HI         |
|----------------|----------|------------|----------------|-------------|--------------|-------------|--------------|-------------|-----------|-----------|------------|-----------|-------------|-----------|-----------|-----------|------------|-------------|------------|
| Crawford       | 2-2      | 63         | 11-26          | .423        | 4-8          | .500        | 11-12        | .917        | 1         | 8         | 9          | 11        | 5-0         | 2         | 4         | 0         | 37         | 18.5        | 21         |
| Green          | 3-3      | 102        | 20-40          | .500        | 3-10         | .300        | 7-10         | .700        | 1         | 10        | 11         | 3         | 9-0         | 2         | 10        | 1         | 50         | 16.7        | 19         |
| Bass           | 3-3      | 100        | 16-31          | .516        | 0-0          | ---         | 9-9          | 1.000       | 8         | 14        | 22         | 5         | 6-0         | 0         | 1         | 4         | 41         | 13.7        | 18         |
| Wallace        | 2-0      | 68         | 10-17          | .588        | 3-5          | .600        | 4-7          | .571        | 3         | 9         | 12         | 5         | 4-0         | 4         | 3         | 1         | 27         | 13.5        | 17         |
| Sullinger      | 2-2      | 57         | 10-22          | .455        | 2-7          | .286        | 3-4          | .750        | 3         | 12        | 15         | 2         | 5-0         | 2         | 5         | 2         | 25         | 12.5        | 20         |
| Lee            | 2-0      | 30         | 8-15           | .533        | 4-8          | .500        | 1-1          | 1.000       | 1         | 1         | 2          | 2         | 4-0         | 1         | 1         | 0         | 21         | 10.5        | 11         |
| Bradley        | 3-3      | 69         | 12-30          | .400        | 5-8          | .625        | 2-2          | 1.000       | 0         | 6         | 6          | 2         | 11-0        | 3         | 5         | 0         | 31         | 10.3        | 22         |
| Olynyk         | 2-1      | 55         | 5-10           | .500        | 2-5          | .400        | 6-6          | 1.000       | 3         | 10        | 13         | 4         | 6-0         | 0         | 6         | 0         | 18         | 9.0         | 12         |
| Faverani       | 2-0      | 35         | 4-13           | .308        | 2-3          | .667        | 2-4          | .500        | 3         | 8         | 11         | 2         | 7-0         | 0         | 4         | 1         | 12         | 6.0         | 7          |
| Pressey        | 3-1      | 70         | 5-17           | .294        | 2-7          | .286        | 0-0          | ---         | 0         | 6         | 6          | 21        | 3-0         | 6         | 5         | 0         | 12         | 4.0         | 10         |
| Humphries      | 3-0      | 38         | 4-10           | .400        | 0-0          | ---         | 1-2          | .500        | 4         | 8         | 12         | 0         | 2-0         | 0         | 0         | 1         | 9          | 3.0         | 4          |
| Bayless (TOT)  | 1-0      | 19         | 0-4            | .000        | 0-2          | .000        | 2-2          | 1.000       | 1         | 0         | 1          | 2         | 2-0         | 0         | 1         | 0         | 2          | 2.0         | 2          |
| Bayless (BOS)  | 1-0      | 19         | 0-4            | .000        | 0-2          | .000        | 2-2          | 1.000       | 1         | 0         | 1          | 2         | 2-0         | 0         | 1         | 0         | 2          | 2.0         | 2          |
| Anthony (TOT)  | 1-0      | 9          | 0-1            | .000        | 0-0          | ---         | 0-0          | ---         | 1         | 0         | 1          | 0         | 1-0         | 0         | 0         | 2         | 0          | 0.0         | 0          |
| Johnson        | 1-0      | 14         | 0-1            | .000        | 0-1          | .000        | 0-0          | ---         | 0         | 1         | 1          | 0         | 2-0         | 0         | 1         | 0         | 0          | 0.0         | 0          |
| <b>CELTICS</b> | <b>3</b> | <b>720</b> | <b>105-236</b> | <b>.445</b> | <b>27-64</b> | <b>.422</b> | <b>48-59</b> | <b>.814</b> | <b>28</b> | <b>93</b> | <b>121</b> | <b>59</b> | <b>66-0</b> | <b>20</b> | <b>47</b> | <b>10</b> | <b>285</b> | <b>95.0</b> | <b>106</b> |
| <b>HORNETS</b> | <b>3</b> | <b>720</b> | <b>107-243</b> | <b>.440</b> | <b>13-39</b> | <b>.333</b> | <b>51-62</b> | <b>.823</b> | <b>28</b> | <b>93</b> | <b>121</b> | <b>66</b> | <b>55-1</b> | <b>22</b> | <b>41</b> | <b>12</b> | <b>278</b> | <b>92.7</b> | <b>103</b> |

**2013-2014 SEASON SERIES (2-2) CHARLOTTE VS. BOSTON**

| PLAYER          | G-GS     | MIN        | FG-FGA         | PCT         | 3FG-FGA      | PCT         | FT-FTA       | PCT         | OFF       | DEF       | TOT        | AST       | PF-DQ       | STL       | TO        | BLK       | PTS        | AVG         | HI         |
|-----------------|----------|------------|----------------|-------------|--------------|-------------|--------------|-------------|-----------|-----------|------------|-----------|-------------|-----------|-----------|-----------|------------|-------------|------------|
| Jefferson       | 3-3      | 105        | 30-57          | .526        | 0-0          | ---         | 8-8          | 1.000       | 5         | 19        | 24         | 8         | 6-0         | 1         | 6         | 4         | 68         | 22.7        | 32         |
| Walker          | 2-2      | 68         | 12-30          | .400        | 1-5          | .200        | 6-8          | .750        | 4         | 11        | 15         | 7         | 3-0         | 3         | 5         | 0         | 31         | 15.5        | 28         |
| Henderson       | 3-3      | 96         | 16-39          | .410        | 2-4          | .500        | 10-13        | .769        | 4         | 13        | 17         | 9         | 6-0         | 2         | 6         | 0         | 44         | 14.7        | 20         |
| Douglas-Roberts | 1-0      | 28         | 3-8            | .375        | 0-4          | .000        | 6-7          | .857        | 0         | 2         | 2          | 2         | 0-0         | 2         | 1         | 0         | 12         | 12.0        | 12         |
| Neal (TOT)      | 5-1      | 101        | 20-42          | .476        | 4-13         | .308        | 12-15        | .800        | 0         | 3         | 3          | 7         | 3-0         | 2         | 2         | 0         | 56         | 11.2        | 17         |
| Neal (CHA)      | 1-0      | 23         | 6-8            | .750        | 1-1          | 1.000       | 0-0          | ---         | 0         | 0         | 0          | 2         | 1-0         | 1         | 0         | 0         | 15         | 15.0        | 13         |
| Taylor          | 2-0      | 57         | 7-14           | .500        | 1-3          | .333        | 4-4          | 1.000       | 0         | 4         | 4          | 1         | 6-0         | 0         | 1         | 0         | 19         | 9.5         | 12         |
| Sessions        | 2-0      | 37         | 3-14           | .214        | 0-3          | .000        | 9-11         | .818        | 0         | 3         | 3          | 4         | 0-0         | 0         | 4         | 0         | 15         | 7.5         | 10         |
| McRoberts       | 2-2      | 64         | 5-11           | .455        | 4-6          | .667        | 0-0          | ---         | 3         | 7         | 10         | 15        | 4-0         | 1         | 3         | 1         | 14         | 7.0         | 9          |
| Ridnour (TOT)   | 3-3      | 69         | 9-21           | .429        | 2-7          | .286        | 1-2          | .500        | 1         | 4         | 5          | 11        | 3-0         | 6         | 1         | 0         | 21         | 7.0         | 9          |
| Ridnour (CHA)   | 1-1      | 31         | 4-9            | .444        | 1-3          | .333        | 0-0          | ---         | 0         | 2         | 2          | 5         | 1-0         | 3         | 0         | 0         | 9          | 9.0         | 9          |
| Kidd-Gilchrist  | 3-3      | 64         | 10-19          | .526        | 0-0          | ---         | 0-1          | .000        | 3         | 10        | 13         | 4         | 12-1        | 2         | 4         | 2         | 20         | 6.7         | 10         |
| Tolliver        | 2-1      | 36         | 3-7            | .429        | 3-6          | .500        | 2-2          | 1.000       | 1         | 3         | 4          | 2         | 5-0         | 1         | 1         | 1         | 11         | 5.5         | 11         |
| Zeller          | 3-0      | 54         | 4-13           | .308        | 0-0          | ---         | 5-6          | .833        | 6         | 9         | 15         | 3         | 3-0         | 3         | 5         | 1         | 13         | 4.3         | 8          |
| Pargo           | 1-0      | 17         | 2-10           | .200        | 0-4          | .000        | 0-0          | ---         | 0         | 2         | 2          | 4         | 1-0         | 3         | 2         | 0         | 4          | 4.0         | 4          |
| Biyombo         | 2-0      | 24         | 2-4            | .500        | 0-0          | ---         | 0-0          | ---         | 1         | 6         | 7          | 0         | 6-0         | 0         | 3         | 4         | 2.0        | 4           | 4          |
| Adrien          | 1-0      | 15         | 0-0            | ---         | 0-0          | ---         | 0-0          | ---         | 1         | 2         | 3          | 0         | 1-0         | 0         | 1         | 0         | 1          | 1.0         | 1          |
| <b>HORNETS</b>  | <b>3</b> | <b>720</b> | <b>107-243</b> | <b>.440</b> | <b>13-39</b> | <b>.333</b> | <b>51-62</b> | <b>.823</b> | <b>28</b> | <b>93</b> | <b>121</b> | <b>66</b> | <b>55-1</b> | <b>22</b> | <b>41</b> | <b>12</b> | <b>278</b> | <b>92.7</b> | <b>103</b> |
| <b>CELTICS</b>  | <b>3</b> | <b>720</b> | <b>105-236</b> | <b>.445</b> | <b>27-64</b> | <b>.422</b> | <b>48-59</b> | <b>.814</b> | <b>28</b> | <b>93</b> | <b>121</b> | <b>59</b> | <b>66-0</b> | <b>20</b> | <b>47</b> | <b>10</b> | <b>285</b> | <b>95.0</b> | <b>106</b> |



## CELTICS VS. HORNETS GAME-BY-GAME RESULTS

| Date     | H/A | W/L | Celtics | Opp | Date     | H/A | W/L | Celtics | Opp |
|----------|-----|-----|---------|-----|----------|-----|-----|---------|-----|
| 11/23/88 | H   | W   | 114     | 109 | 11/24/07 | A   | W   | 96      | 95  |
| 1/6/89   | H   | W   | 115     | 92  | 1/9/08   | H   | L   | 83      | 95  |
| 2/1/89   | A   | W   | 107     | 94  | 2/29/08  | H   | W   | 108     | 100 |
| 2/28/89  | A   | W   | 112     | 87  | 4/5/08   | A   | W   | 101     | 78  |
| 4/17/89  | A   | W   | 113     | 108 | 11/29/08 | A   | W   | 89      | 84  |
| 4/23/89  | H   | W   | 120     | 110 | 1/6/09*  | A   | L   | 106     | 114 |
| 12/5/89  | A   | W   | 114     | 101 | 4/1/09** | H   | W   | 111     | 109 |
| 2/7/90   | H   | W   | 146     | 125 | 10/28/09 | H   | W   | 92      | 59  |
| 11/14/90 | H   | W   | 135     | 126 | 12/1/09  | A   | W   | 108     | 90  |
| 12/20/90 | A   | W   | 115     | 96  | 3/3/10   | H   | W   | 104     | 80  |
| 2/1/91   | A   | L   | 91      | 92  | 12/11/10 | A   | W   | 93      | 62  |
| 2/6/91   | H   | W   | 133     | 117 | 1/4/11   | H   | W   | 99      | 94  |
| 11/1/91  | H   | W   | 111     | 108 | 2/07/11  | A   | L   | 89      | 94  |
| 11/16/91 | A   | L   | 109     | 118 | 3/25/11  | H   | L   | 81      | 83  |
| 2/21/92  | H   | W   | 113     | 110 | 2/7/12   | H   | W   | 94      | 84  |
| 4/12/92  | A   | W   | 128     | 102 | 3/26/12  | A   | W   | 102     | 95  |
| 11/11/92 | A   | W   | 109     | 99  | 4/15/12  | A   | W   | 94      | 82  |
| 11/27/92 | H   | W   | 111     | 102 | 1/14/13  | H   | W   | 100     | 89  |
| 1/5/93   | A   | W   | 107     | 103 | 2/11/13  | A   | L   | 91      | 94  |
| 3/14/93  | H   | L   | 93      | 96  | 3/12/13  | A   | L   | 74      | 100 |
| 11/12/93 | H   | L   | 107     | 110 | 3/16/13  | H   | W   | 105     | 88  |
| 12/23/93 | A   | L   | 100     | 118 | 11/13/13 | H   | L   | 83      | 89  |
| 3/14/94* | A   | L   | 101     | 107 | 11/25/13 | A   | W   | 96      | 86  |
| 4/21/94  | H   | L   | 89      | 95  | 4/11/14  | H   | W   | 106     | 103 |
| 11/23/94 | H   | W   | 98      | 91  |          |     |     |         |     |
| 1/7/95   | A   | L   | 98      | 106 |          |     |     |         |     |
| 2/2/95   | H   | L   | 93      | 100 |          |     |     |         |     |
| 4/10/95  | A   | L   | 95      | 119 |          |     |     |         |     |
| 11/22/95 | A   | W   | 129     | 124 |          |     |     |         |     |
| 11/26/95 | H   | L   | 109     | 111 |          |     |     |         |     |
| 12/21/95 | A   | L   | 97      | 107 |          |     |     |         |     |
| 2/28/96* | H   | W   | 121     | 116 |          |     |     |         |     |
| 12/22/96 | H   | L   | 98      | 102 |          |     |     |         |     |
| 3/6/97*  | A   | L   | 121     | 122 |          |     |     |         |     |
| 4/9/97   | A   | L   | 111     | 136 |          |     |     |         |     |
| 4/16/97  | H   | L   | 102     | 108 |          |     |     |         |     |
| 12/23/97 | H   | W   | 102     | 96  |          |     |     |         |     |
| 1/30/98  | H   | L   | 95      | 97  |          |     |     |         |     |
| 2/3/98   | A   | L   | 89      | 93  |          |     |     |         |     |
| 3/9/99   | A   | L   | 87      | 105 |          |     |     |         |     |
| 3/30/99  | A   | W   | 109     | 99  |          |     |     |         |     |
| 5/5/99** | H   | L   | 129     | 133 |          |     |     |         |     |
| 11/5/99  | H   | W   | 103     | 100 |          |     |     |         |     |
| 1/22/00  | A   | L   | 96      | 110 |          |     |     |         |     |
| 4/4/00   | A   | L   | 105     | 112 |          |     |     |         |     |
| 4/16/00  | H   | L   | 102     | 105 |          |     |     |         |     |
| 12/16/00 | A   | L   | 87      | 99  |          |     |     |         |     |
| 3/4/01   | H   | L   | 97      | 116 |          |     |     |         |     |
| 4/1/01   | A   | L   | 79      | 80  |          |     |     |         |     |
| 4/18/01  | H   | L   | 92      | 97  |          |     |     |         |     |
| 12/15/01 | A   | W   | 106     | 97  |          |     |     |         |     |
| 2/5/02   | A   | W   | 82      | 79  |          |     |     |         |     |
| 3/1/02   | H   | L   | 87      | 100 |          |     |     |         |     |
| 11/12/04 | H   | W   | 91      | 74  |          |     |     |         |     |
| 1/25/05  | A   | W   | 97      | 92  |          |     |     |         |     |
| 3/4/05   | H   | W   | 104     | 84  |          |     |     |         |     |
| 3/14/05  | A   | W   | 119     | 110 |          |     |     |         |     |
| 11/5/05* | A   | L   | 105     | 107 |          |     |     |         |     |
| 11/25/05 | H   | W   | 90      | 89  |          |     |     |         |     |
| 1/4/06   | H   | W   | 109     | 106 |          |     |     |         |     |
| 11/8/06* | H   | W   | 110     | 108 |          |     |     |         |     |
| 11/22/06 | A   | L   | 83      | 92  |          |     |     |         |     |
| 12/16/06 | A   | W   | 106     | 100 |          |     |     |         |     |
| 3/21/07  | H   | L   | 84      | 92  |          |     |     |         |     |

\* Overtime  
\*\* Double-overtime

**HORNETS:** Charlotte Hornets 1988-2002; Charlotte Bobcats 2004-14; Charlotte Hornets 2014-Present.

## ALL-TIME SERIES

Boston leads 50-38 (Celtics are 27-17 at home)

**CURRENT STREAK:** Two Celtics Wins

**LARGEST CELTICS WIN:** 33 points; 92-59 on 10/28/09 @ Boston

**LARGEST HORNETS WIN:** 26 points; 100-74 on 03/12/13 @ Charlotte



**CHICAGO BULLS**

United Center (20,917)

1901 West Madison Street, Chicago, IL 60612

312-455-4000 • fax 312-455-4198

**2013-14 RESULTS**

Chicago won 3-0 (Celtics were 0-1 at TD Garden)

01/02/14 Boston 82 at Chicago 94

03/30/14 Chicago 107 at Boston 102

03/31/14 Boston 80 at Chicago 94

**2014-15 MATCHUPS**

11/08/14 Boston at Chicago

11/28/14 Chicago at Boston

01/03/15 Boston at Chicago

01/16/15 Chicago at Boston

**DIRECTORY**

**HEAD COACH:** .....Tom Thibodeau

**ASSISTANT COACHES:** ..... Andy Greer, Adrian Griffin, Ed Pinckney, Mike Wilhelm

**ATHLETIC TRAINER:** ..... Jeff Tanaka

**PUBLIC & MEDIA RELATIONS:** ..... Tim Hallam, Sebrina Brewster, Matt Yob, Shaun Hickombottom

**BROADCAST TELEVISION:** ..... WGN (Ch. 9). Broadcasters: Neil Funk, Stacey King

Comcast SportsNet Chicago. Broadcasters: Neil Funk, Stacey King

**RADIO:** ..... WMVP (1000AM). Broadcasters: Bill Wennington, Chuck Swirsky, Steve Kaskul

**SPANISH RADIO:** ..... WRT0 (1200 AM). Broadcasters: Omar Ramos, Matt Moreno

**2013-2014 SEASON SERIES (0-3) BOSTON VS. CHICAGO**

| PLAYER        | G-GS | MIN | FG-FGA  | PCT  | 3FG-FGA | PCT  | FT-FTA | PCT   | OFF | DEF | TOT | AST | PF-DD | STL | TOT | BLK | PTS | AVG  | HI  |
|---------------|------|-----|---------|------|---------|------|--------|-------|-----|-----|-----|-----|-------|-----|-----|-----|-----|------|-----|
| Crawford      | 1-1  | 38  | 7-11    | .636 | 0-2     | .000 | 8-10   | .800  | 0   | 3   | 3   | 7   | 3-0   | 0   | 5   | 0   | 22  | 22.0 | 22  |
| Rondo         | 1-1  | 38  | 7-13    | .538 | 2-6     | .333 | 1-2    | .500  | 0   | 4   | 4   | 11  | 3-0   | 2   | 6   | 0   | 17  | 17.0 | 17  |
| Bass          | 3-3  | 83  | 16-30   | .533 | 0-1     | .000 | 4-4    | 1.000 | 6   | 9   | 15  | 4   | 4-0   | 0   | 7   | 6   | 36  | 12.0 | 18  |
| Green         | 3-3  | 100 | 15-48   | .313 | 6-15    | .400 | 0-0    | ---   | 4   | 8   | 12  | 4   | 11-0  | 4   | 6   | 1   | 36  | 12.0 | 16  |
| Bayless (TOT) | 3-1  | 81  | 13-28   | .464 | 5-12    | .417 | 3-3    | 1.000 | 1   | 4   | 5   | 7   | 5-0   | 4   | 5   | 0   | 34  | 11.3 | 18  |
| Bayless (BOS) | 2-1  | 61  | 11-23   | .478 | 5-12    | .417 | 3-3    | 1.000 | 1   | 3   | 4   | 6   | 3-0   | 4   | 2   | 0   | 30  | 15.0 | 18  |
| Humphries     | 3-2  | 73  | 13-22   | .591 | 0-0     | ---  | 8-12   | .667  | 3   | 19  | 22  | 5   | 10-0  | 4   | 2   | 4   | 34  | 11.3 | 14  |
| Sullinger     | 3-1  | 78  | 12-29   | .414 | 2-10    | .200 | 3-4    | .750  | 10  | 17  | 27  | 4   | 10-0  | 1   | 6   | 1   | 29  | 9.7  | 16  |
| Lee           | 1-0  | 20  | 3-5     | .600 | 0-1     | .000 | 1-2    | .500  | 0   | 5   | 5   | 2   | 2-0   | 1   | 1   | 0   | 7   | 7.0  | 7   |
| Bradley       | 3-3  | 77  | 6-27    | .222 | 0-3     | .000 | 6-9    | .667  | 2   | 9   | 11  | 6   | 4-0   | 3   | 3   | 1   | 18  | 6.0  | 9   |
| Olynyk        | 3-0  | 44  | 7-11    | .636 | 3-5     | .600 | 0-0    | ---   | 7   | 4   | 11  | 1   | 5-0   | 0   | 6   | 0   | 17  | 5.7  | 7   |
| Pressey       | 2-0  | 28  | 4-9     | .444 | 1-4     | .250 | 0-2    | .000  | 1   | 2   | 3   | 3   | 3-0   | 4   | 3   | 0   | 9   | 4.5  | 9   |
| Faverani      | 1-0  | 9   | 1-5     | .200 | 0-1     | .000 | 2-2    | 1.000 | 1   | 0   | 1   | 0   | 2-0   | 1   | 2   | 0   | 4   | 4.0  | 4   |
| Johnson       | 2-0  | 50  | 11-11   | .091 | 0-5     | .000 | 3-4    | .750  | 1   | 2   | 3   | 1   | 3-0   | 2   | 0   | 0   | 5   | 2.5  | 5   |
| Babb          | 1-0  | 5   | 0-1     | .000 | 0-1     | .000 | 0-0    | ---   | 0   | 1   | 2   | 0   | 0-0   | 0   | 0   | 0   | 0   | 0.0  | 0   |
| Wallace       | 1-0  | 18  | 0-0     | ---  | 0-0     | ---  | 0-0    | ---   | 0   | 1   | 1   | 1   | 1-0   | 0   | 1   | 0   | 0   | 0.0  | 0   |
| CELTICS       | 3    | 720 | 103-245 | .420 | 19-66   | .288 | 39-54  | .722  | 37  | 87  | 124 | 55  | 64-0  | 26  | 54  | 13  | 264 | 88.0 | 102 |
| BULLS         | 3    | 720 | 110-234 | .470 | 13-47   | .277 | 62-75  | .827  | 25  | 87  | 112 | 78  | 48-0  | 24  | 43  | 14  | 295 | 98.3 | 107 |

**2013-2014 SEASON SERIES (3-0) CHICAGO VS. BOSTON**

| PLAYER          | G-GS     | MIN        | FG-FGA         | PTA         | 3FG-FGA      | PCT         | FT-FTA       | PCT         | OFF       | DEF       | TOT        | AST       | PF-DD       | STL       | TOT       | BLK       | PTS        | AVG         | HI         |
|-----------------|----------|------------|----------------|-------------|--------------|-------------|--------------|-------------|-----------|-----------|------------|-----------|-------------|-----------|-----------|-----------|------------|-------------|------------|
| Noah            | 3-3      | 110        | 18-38          | 4-14        | 0-2          | .000        | 13-17        | .765        | 12        | 17        | 29         | 27        | 7-0         | 4         | 9         | 4         | 49         | 16.3        | 19         |
| Boozer          | 3-3      | 78         | 22-38          | 5-19        | 0-0          | ---         | 2-2          | 1.000       | 3         | 17        | 20         | 1         | 10-0        | 1         | 3         | 0         | 46         | 15.3        | 16         |
| Dunleavy        | 3-2      | 95         | 14-30          | 4-6         | 5-10         | .500        | 11-12        | .917        | 1         | 8         | 9          | 7         | 4-0         | 3         | 4         | 4         | 44         | 14.7        | 22         |
| Butler          | 3-3      | 120        | 15-32          | 4-6         | 3-12         | .250        | 10-14        | .714        | 3         | 13        | 16         | 6         | 7-0         | 6         | 4         | 1         | 43         | 14.3        | 18         |
| Deng            | 1-1      | 29         | 6-12           | 5-00        | 0-2          | .000        | 2-2          | 1.000       | 1         | 2         | 3          | 3         | 0-0         | 1         | 1         | 0         | 14         | 14.0        | 14         |
| Augustin (TOT)  | 4-0      | 100        | 14-36          | 3-8         | 3-13         | .231        | 19-19        | 1.000       | 0         | 5         | 5          | 20        | 5-0         | 1         | 8         | 0         | 50         | 12.5        | 33         |
| Augustin (CHI)  | 3-0      | 87         | 12-29          | 4-14        | 3-10         | .300        | 18-18        | 1.000       | 0         | 5         | 5          | 18        | 4-0         | 1         | 7         | 0         | 45         | 15.0        | 33         |
| Gibson          | 3-0      | 85         | 14-28          | 5-00        | 0-0          | ---         | 4-6          | .667        | 4         | 20        | 24         | 3         | 7-0         | 2         | 6         | 3         | 32         | 10.7        | 14         |
| Hinrich         | 3-3      | 86         | 6-22           | 2-13        | 2-9          | .222        | 2-4          | .500        | 0         | 5         | 5          | 11        | 5-0         | 5         | 5         | 1         | 16         | 5.3         | 11         |
| Fredette (TOT)  | 1-0      | 8          | 1-2            | 5-00        | 0-0          | ---         | 0-0          | ---         | 0         | 0         | 0          | 1         | 1-0         | 0         | 1         | 0         | 2          | 2.0         | 2          |
| Mohammed        | 3-0      | 14         | 2-2            | 1.000       | 0-0          | ---         | 0-0          | ---         | 1         | 0         | 1          | 0         | 3-0         | 0         | 0         | 0         | 4          | 1.3         | 2          |
| Snell           | 3-0      | 16         | 1-3            | .333        | 0-2          | .000        | 0-0          | ---         | 0         | 0         | 0          | 2         | 1-0         | 1         | 2         | 1         | 2          | 0.7         | 2          |
| Brewer (TOT)    | 1-0      | 5          | 0-0            | ---         | 0-0          | ---         | 0-0          | ---         | 0         | 0         | 0          | 0         | 0-0         | 0         | 0         | 1         | 0          | 0.0         | 0          |
| Shengelia (TOT) | 1-0      | 1          | 0-0            | ---         | 0-0          | ---         | 0-0          | ---         | 0         | 1         | 1          | 0         | 0-0         | 0         | 0         | 0         | 0          | 0.0         | 0          |
| <b>BULLS</b>    | <b>3</b> | <b>720</b> | <b>110-234</b> | <b>.470</b> | <b>13-47</b> | <b>.277</b> | <b>62-75</b> | <b>.827</b> | <b>25</b> | <b>87</b> | <b>112</b> | <b>78</b> | <b>48-0</b> | <b>24</b> | <b>43</b> | <b>14</b> | <b>295</b> | <b>98.3</b> | <b>107</b> |
| <b>CELTICS</b>  | <b>3</b> | <b>720</b> | <b>103-245</b> | <b>.420</b> | <b>19-66</b> | <b>.288</b> | <b>39-54</b> | <b>.722</b> | <b>37</b> | <b>87</b> | <b>124</b> | <b>55</b> | <b>64-0</b> | <b>26</b> | <b>54</b> | <b>13</b> | <b>264</b> | <b>88.0</b> | <b>102</b> |









## DALLAS MAVERICKS

American Airlines Center (19,200)  
2500 Victory Avenue, Dallas, TX 75219  
214-747-6287 • fax 214-665-4661

## 2013-14 RESULTS

Dallas won 2-0 (Celtics were 0-1 at TD Garden)

02/09/14 Dallas 102 at Boston 91

03/17/14 Boston 89 at Dallas 94

## 2014-15 MATCHUPS

11/03/14 Boston at Dallas

01/02/15 Dallas at Boston

## DIRECTORY

**HEAD COACH:** ..... Rick Carlisle

**ASSISTANT COACHES:** ..... Monte Mathis, Kaleb Canales, Jamahl Mosley, Darrell Armstrong

**ATHLETIC TRAINER:** ..... Casey Smith

**PUBLIC AND MEDIA RELATIONS:** ..... Sarah Melton, Scott Tomlin, Alan Rakowski

**BROADCAST TELEVISION:** ..... Fox Sports Southwest. Broadcasters: Mark Followill, Derek Harper, Jeff Wade

**RADIO:** ..... ESPN Radio (103.3FM). Broadcasters: Chuck Cooperstein, Brad Davis

**SPANISH RADIO:** ..... ESPN Deportes (1540AM). Broadcaster: Victor Villalba

## 2013-2014 SEASON SERIES (0-2) BOSTON VS. DALLAS

| PLAYER           | G-GS     | MIN        | FG-FGA        | PCT         | 3FG-FGA      | PCT         | FT-FTA       | PCT         | OFF       | DEF       | TOT        | AST       | PF-DQ       | STL       | TO        | BLK      | PTS        | AVG         | HI         |
|------------------|----------|------------|---------------|-------------|--------------|-------------|--------------|-------------|-----------|-----------|------------|-----------|-------------|-----------|-----------|----------|------------|-------------|------------|
| Rondo            | 1-1      | 37         | 6-12          | .500        | 3-6          | .500        | 0-0          | ---         | 0         | 8         | 8          | 12        | 0-0         | 1         | 0         | 0        | 15         | 15.0        | 15         |
| Sullinger        | 2-1      | 64         | 10-29         | .345        | 0-6          | .000        | 4-4          | 1.000       | 8         | 13        | 21         | 2         | 5-0         | 1         | 3         | 0        | 24         | 12.0        | 15         |
| Green            | 2-2      | 75         | 8-27          | .296        | 4-10         | .400        | 3-4          | .750        | 4         | 10        | 14         | 7         | 5-0         | 4         | 7         | 1        | 23         | 11.5        | 18         |
| Johnson          | 2-0      | 35         | 7-12          | .583        | 5-7          | .714        | 4-4          | 1.000       | 4         | 4         | 8          | 2         | 3-0         | 1         | 1         | 1        | 23         | 11.5        | 14         |
| Olynyk           | 2-0      | 49         | 8-18          | .444        | 1-6          | .167        | 5-5          | 1.000       | 5         | 10        | 15         | 1         | 7-0         | 1         | 2         | 0        | 22         | 11.0        | 16         |
| Bayless (TOT)    | 4-2      | 117        | 13-44         | .295        | 5-15         | .333        | 8-8          | 1.000       | 1         | 15        | 16         | 22        | 12-1        | 4         | 9         | 0        | 39         | 9.8         | 19         |
| Bayless (BOS)    | 2-1      | 52         | 6-20          | .300        | 3-5          | .600        | 6-6          | 1.000       | 1         | 3         | 4          | 14        | 4-0         | 1         | 5         | 0        | 21         | 10.5        | 19         |
| Bradley          | 2-2      | 55         | 7-27          | .259        | 2-6          | .333        | 0-0          | ---         | 0         | 3         | 3          | 2         | 3-0         | 3         | 1         | 0        | 16         | 8.0         | 11         |
| Humphries        | 2-1      | 47         | 7-20          | .350        | 0-0          | ---         | 1-2          | .500        | 7         | 10        | 17         | 1         | 5-0         | 1         | 0         | 2        | 15         | 7.5         | 10         |
| Bass             | 2-2      | 32         | 4-9           | .444        | 0-0          | ---         | 3-4          | .750        | 0         | 4         | 4          | 1         | 3-0         | 0         | 2         | 0        | 11         | 5.5         | 6          |
| Wallace          | 1-0      | 15         | 2-4           | .500        | 0-0          | ---         | 0-0          | ---         | 1         | 2         | 3          | 1         | 0-0         | 0         | 3         | 0        | 4          | 4.0         | 4          |
| Pressey          | 2-0      | 19         | 2-7           | .286        | 2-3          | .667        | 0-0          | ---         | 2         | 1         | 3          | 4         | 3-0         | 0         | 2         | 0        | 6          | 3.0         | 6          |
| <b>CELTICS</b>   | <b>2</b> | <b>480</b> | <b>67-185</b> | <b>.362</b> | <b>20-49</b> | <b>.408</b> | <b>26-29</b> | <b>.897</b> | <b>32</b> | <b>68</b> | <b>100</b> | <b>47</b> | <b>38-0</b> | <b>13</b> | <b>28</b> | <b>4</b> | <b>180</b> | <b>98.0</b> | <b>91</b>  |
| <b>MAVERICKS</b> | <b>2</b> | <b>480</b> | <b>70-160</b> | <b>.438</b> | <b>19-50</b> | <b>.380</b> | <b>37-41</b> | <b>.902</b> | <b>16</b> | <b>68</b> | <b>84</b>  | <b>41</b> | <b>29-0</b> | <b>13</b> | <b>23</b> | <b>8</b> | <b>196</b> | <b>98.0</b> | <b>102</b> |

## 2013-2014 SEASON SERIES (2-0) DALLAS VS. BOSTON

| PLAYER           | G-GS     | MIN        | FG-FGA        | PCT         | 3FG-FGA      | PCT         | FT-FTA       | PCT         | OFF       | DEF       | TOT        | AST       | PF-DQ       | STL       | TO        | BLK      | PTS        | AVG         | HI         |
|------------------|----------|------------|---------------|-------------|--------------|-------------|--------------|-------------|-----------|-----------|------------|-----------|-------------|-----------|-----------|----------|------------|-------------|------------|
| Nowitzki         | 2-2      | 64         | 13-33         | .394        | 6-14         | .429        | 7-7          | 1.000       | 1         | 10        | 11         | 5         | 1-0         | 0         | 2         | 0        | 39         | 19.5        | 20         |
| Ellis            | 2-2      | 65         | 7-20          | .350        | 2-4          | .500        | 12-13        | .923        | 0         | 12        | 12         | 6         | 4-0         | 3         | 7         | 0        | 28         | 14.0        | 17         |
| Calderon         | 2-2      | 63         | 9-19          | .474        | 5-10         | .500        | 1-2          | .500        | 2         | 3         | 5          | 11        | 1-0         | 1         | 2         | 1        | 24         | 12.0        | 18         |
| Harris           | 2-0      | 43         | 7-17          | .412        | 1-5          | .200        | 9-10         | .900        | 0         | 5         | 5          | 13        | 3-0         | 2         | 3         | 0        | 24         | 12.0        | 12         |
| Carter           | 2-0      | 46         | 8-24          | .333        | 3-11         | .273        | 4-5          | .800        | 3         | 2         | 5          | 3         | 4-0         | 2         | 2         | 2        | 25         | 11.5        | 14         |
| Marion           | 2-2      | 70         | 9-21          | .429        | 2-5          | .400        | 2-2          | 1.000       | 2         | 14        | 16         | 1         | 3-0         | 2         | 1         | 0        | 22         | 11.0        | 11         |
| Wright           | 2-0      | 38         | 8-9           | .889        | 0-0          | ---         | 2-2          | 1.000       | 3         | 6         | 9          | 0         | 1-0         | 2         | 1         | 2        | 18         | 9.0         | 10         |
| Dalembert        | 2-2      | 46         | 6-10          | .600        | 0-0          | ---         | 0-0          | ---         | 5         | 13        | 18         | 0         | 7-0         | 0         | 3         | 3        | 12         | 6.0         | 6          |
| Blair            | 2-0      | 13         | 2-5           | .400        | 0-0          | ---         | 0-0          | ---         | 0         | 1         | 1          | 2         | 2-0         | 0         | 1         | 0        | 4          | 2.0         | 4          |
| Crowder          | 2-0      | 29         | 1-2           | .500        | 0-1          | .000        | 0-0          | ---         | 0         | 1         | 1          | 0         | 3-0         | 1         | 0         | 0        | 2          | 1.0         | 2          |
| Ellington        | 1-0      | 4          | 0-0           | ---         | 0-0          | ---         | 0-0          | ---         | 0         | 1         | 1          | 0         | 0-0         | 0         | 0         | 0        | 0          | 0.0         | 0          |
| <b>MAVERICKS</b> | <b>2</b> | <b>480</b> | <b>70-160</b> | <b>.438</b> | <b>19-50</b> | <b>.380</b> | <b>37-41</b> | <b>.902</b> | <b>16</b> | <b>68</b> | <b>84</b>  | <b>41</b> | <b>29-0</b> | <b>13</b> | <b>23</b> | <b>8</b> | <b>196</b> | <b>98.0</b> | <b>102</b> |
| <b>CELTICS</b>   | <b>2</b> | <b>480</b> | <b>67-185</b> | <b>.362</b> | <b>20-49</b> | <b>.408</b> | <b>26-29</b> | <b>.897</b> | <b>32</b> | <b>68</b> | <b>100</b> | <b>47</b> | <b>38-0</b> | <b>13</b> | <b>28</b> | <b>4</b> | <b>180</b> | <b>98.0</b> | <b>91</b>  |



## CELTICS VS. MAVERICKS GAME-BY-GAME RESULTS

| Date       | H/A | W/L | Celtics | Opp | Date    | H/A | W/L | Celtics | Opp |
|------------|-----|-----|---------|-----|---------|-----|-----|---------|-----|
| 12/5/80    | H   | W   | 97      | 87  | 2/9/14  | H   | L   | 91      | 102 |
| 3/3/81     | A   | W   | 117     | 105 | 3/17/14 | A   | L   | 89      | 94  |
| 12/16/81   | H   | W   | 109     | 92  |         |     |     |         |     |
| 3/2/82     | A   | W   | 101     | 97  |         |     |     |         |     |
| 11/12/82   | H   | W   | 118     | 110 |         |     |     |         |     |
| 1/8/83     | A   | W   | 114     | 110 |         |     |     |         |     |
| 12/30/83*  | A   | W   | 114     | 109 |         |     |     |         |     |
| 3/28/84    | H   | W   | 114     | 107 |         |     |     |         |     |
| 11/27/84   | A   | W   | 114     | 99  |         |     |     |         |     |
| 3/8/85     | H   | W   | 133     | 122 |         |     |     |         |     |
| 12/18/85   | H   | W   | 137     | 117 |         |     |     |         |     |
| 3/10/86    | A   | L   | 115     | 116 |         |     |     |         |     |
| 1/14/87    | H   | W   | 117     | 108 |         |     |     |         |     |
| 2/18/87    | A   | W   | 113     | 96  |         |     |     |         |     |
| 2/12/88    | A   | W   | 105     | 104 |         |     |     |         |     |
| 4/3/88     | H   | W   | 110     | 101 |         |     |     |         |     |
| 12/29/88   | A   | L   | 115     | 131 |         |     |     |         |     |
| 3/5/89     | H   | W   | 107     | 106 |         |     |     |         |     |
| 2/28/90    | H   | W   | 111     | 98  |         |     |     |         |     |
| 3/14/90    | A   | L   | 102     | 113 |         |     |     |         |     |
| 12/7/90    | A   | W   | 112     | 104 |         |     |     |         |     |
| 1/6/91     | H   | W   | 127     | 110 |         |     |     |         |     |
| 2/12/92    | A   | L   | 100     | 108 |         |     |     |         |     |
| 3/1/92     | H   | W   | 101     | 91  |         |     |     |         |     |
| 2/12/93    | A   | W   | 109     | 100 |         |     |     |         |     |
| 3/26/93    | H   | W   | 106     | 97  |         |     |     |         |     |
| 1/19/94    | A   | W   | 89      | 84  |         |     |     |         |     |
| 1/24/94    | H   | W   | 110     | 102 |         |     |     |         |     |
| 12/15/94   | A   | L   | 113     | 122 |         |     |     |         |     |
| 4/2/95     | H   | W   | 94      | 87  |         |     |     |         |     |
| 1/7/96     | H   | L   | 96      | 117 |         |     |     |         |     |
| 1/19/96    | A   | L   | 124     | 129 |         |     |     |         |     |
| 11/24/96   | H   | W   | 105     | 91  |         |     |     |         |     |
| 3/13/97    | A   | L   | 107     | 109 |         |     |     |         |     |
| 2/4/98     | H   | W   | 110     | 99  |         |     |     |         |     |
| 3/17/98    | A   | L   | 93      | 99  |         |     |     |         |     |
| 2/28/00    | H   | L   | 100     | 108 |         |     |     |         |     |
| 3/18/00    | A   | W   | 104     | 99  |         |     |     |         |     |
| 12/18/00   | H   | L   | 98      | 106 |         |     |     |         |     |
| 2/22/01    | A   | L   | 91      | 98  |         |     |     |         |     |
| 2/21/02    | A   | L   | 92      | 98  |         |     |     |         |     |
| 3/29/02    | H   | L   | 82      | 108 |         |     |     |         |     |
| 11/15/02   | H   | L   | 86      | 97  |         |     |     |         |     |
| 1/10/03    | A   | L   | 78      | 103 |         |     |     |         |     |
| 12/17/03   | H   | W   | 105     | 103 |         |     |     |         |     |
| 3/19/04    | A   | L   | 104     | 120 |         |     |     |         |     |
| 12/28/04   | A   | L   | 94      | 113 |         |     |     |         |     |
| 3/30/05    | H   | L   | 100     | 112 |         |     |     |         |     |
| 12/10/05   | A   | L   | 94      | 103 |         |     |     |         |     |
| 1/9/06     | H   | L   | 102     | 104 |         |     |     |         |     |
| 3/16/07    | A   | L   | 101     | 106 |         |     |     |         |     |
| 3/23/07    | H   | L   | 95      | 109 |         |     |     |         |     |
| 1/31/08    | H   | W   | 96      | 90  |         |     |     |         |     |
| 3/20/08    | A   | W   | 94      | 90  |         |     |     |         |     |
| 1/25/09    | H   | W   | 124     | 100 |         |     |     |         |     |
| 2/12/09    | A   | W   | 99      | 92  |         |     |     |         |     |
| 1/18/10    | H   | L   | 90      | 99  |         |     |     |         |     |
| 3/20/10    | A   | W   | 102     | 93  |         |     |     |         |     |
| 11/8/10    | A   | L   | 87      | 89  |         |     |     |         |     |
| 2/4/11     | H   | L   | 97      | 101 |         |     |     |         |     |
| 1/11/12    | H   | L   | 85      | 90  |         |     |     |         |     |
| 2/4/12     | A   | L   | 73      | 89  |         |     |     |         |     |
| 12/12/12** | H   | W   | 117     | 115 |         |     |     |         |     |
| 3/22/13    | A   | L   | 94      | 104 |         |     |     |         |     |

\* Overtime  
\*\* Double-overtime

## ALL-TIME SERIES

Boston leads 36-30 (Celtics are 21-12 at home)

**CURRENT STREAK:** Three Mavericks Win

**LARGEST CELTICS WIN:** 24 points; 124-100 on 01/25/09 @ Boston

**LARGEST MAVERICKS WIN:** 26 points; 108-82 on 03/29/02 @ Boston



## DENVER NUGGETS

Pepsi Center (19,099)

1000 Chopper Circle, Denver, CO 80204

303-405-1100 • fax 303-893-3203

## 2013-14 RESULTS

Series Split 1-1 (Celtics were 1-0 at TD Garden)

12/06/13 Denver 98 at Boston 106

01/07/14 Boston 98 at Denver 129

## 2014-15 MATCHUPS

01/23/15 Boston at Denver

02/04/15 Denver at Boston

## DIRECTORY

**HEAD COACH:** ..... Brian Shaw  
**ASSISTANT COACHES:** ..... Lester Connor, Melvin Hunt, Patrick Mutombo, Noel Gillespie  
**ATHLETIC TRAINER:** ..... Dan Shimensky  
**PUBLIC AND MEDIA RELATIONS:** ..... Tim Gelt, Nick O'Hayre, Cody Wise, Aaron Lopez  
**BROADCAST TELEVISION:** ..... Altitude Sports & Entertainment. Broadcasters: Chris Marlowe, Scott Hastings  
**RADIO:** ..... KRWZ (950 AM). Broadcaster: Jason Kosmicki

## 2013-2014 SEASON SERIES (1-1) BOSTON VS. DENVER

| PLAYER         | G-GS     | MIN        | FG-FGA        | PCT         | 3FG-FGA      | PCT         | FT-FTA       | PCT         | OFF       | DEF       | TOT       | AST       | PF-DQ       | STL       | TO        | BLK       | PTS        | AVG          | HI         |
|----------------|----------|------------|---------------|-------------|--------------|-------------|--------------|-------------|-----------|-----------|-----------|-----------|-------------|-----------|-----------|-----------|------------|--------------|------------|
| Humphries      | 1-0      | 24         | 8-11          | .727        | 0-0          | ---         | 2-2          | 1.000       | 1         | 6         | 7         | 2         | 1-0         | 1         | 1         | 1         | 18         | 18.0         | 18         |
| Crawford       | 2-2      | 55         | 12-22         | .545        | 2-5          | .400        | 6-6          | 1.000       | 0         | 6         | 6         | 15        | 4-0         | 0         | 3         | 0         | 32         | 16.0         | 22         |
| Green          | 2-2      | 68         | 15-32         | .469        | 3-10         | .300        | 3-4          | .750        | 0         | 6         | 6         | 1         | 1-0         | 2         | 2         | 1         | 32         | 16.0         | 17         |
| Bradley        | 2-2      | 61         | 13-23         | .565        | 2-5          | .400        | 2-2          | 1.000       | 2         | 4         | 6         | 3         | 7-0         | 1         | 3         | 0         | 30         | 15.0         | 18         |
| Bass           | 2-2      | 56         | 7-17          | .412        | 0-0          | ---         | 15-17        | .882        | 4         | 11        | 15        | 5         | 7-0         | 1         | 3         | 4         | 29         | 14.5         | 15         |
| Bogans         | 1-0      | 13         | 2-3           | .667        | 2-3          | .667        | 3-3          | 1.000       | 0         | 1         | 1         | 1         | 0-0         | 0         | 0         | 0         | 9          | 9.0          | 9          |
| Faverani       | 2-0      | 35         | 7-14          | .500        | 1-3          | .333        | 2-2          | 1.000       | 6         | 3         | 9         | 3         | 9-1         | 0         | 4         | 1         | 17         | 8.5          | 10         |
| Sullinger      | 2-2      | 34         | 8-21          | .381        | 0-3          | .000        | 0-2          | .000        | 3         | 6         | 9         | 1         | 7-0         | 0         | 2         | 1         | 16         | 8.0          | 8          |
| Bayless (TOT)  | 3-0      | 57         | 9-26          | .346        | 2-11         | .182        | 1-2          | .500        | 0         | 3         | 3         | 6         | 5-0         | 3         | 0         | 0         | 21         | 7.0          | 15         |
| Bayless (BOS)  | 1-0      | 25         | 3-11          | .273        | 0-3          | .000        | 0-0          | ---         | 0         | 0         | 0         | 3         | 1-0         | 3         | 0         | 0         | 6          | 6.0          | 6          |
| Olynyk         | 1-0      | 21         | 2-5           | .400        | 0-1          | .000        | 2-2          | 1.000       | 1         | 1         | 2         | 4         | 6-1         | 1         | 4         | 0         | 6          | 6.0          | 6          |
| Wallace        | 2-0      | 49         | 3-8           | .375        | 0-2          | .000        | 0-6          | .000        | 2         | 5         | 7         | 6         | 1-0         | 3         | 1         | 0         | 6          | 3.0          | 4          |
| Anthony (TOT)  | 1-0      | 0          | 0-0           | ---         | 0-0          | ---         | 2-2          | 1.000       | 0         | 0         | 0         | 0         | 0-0         | 0         | 0         | 0         | 2          | 2.0          | 2          |
| Pressey        | 2-0      | 26         | 0-4           | .000        | 0-1          | .000        | 3-4          | .750        | 1         | 2         | 3         | 4         | 2-0         | 1         | 0         | 0         | 3          | 1.5          | 2          |
| Lee            | 1-0      | 11         | 0-3           | .000        | 0-2          | .000        | 0-0          | ---         | 0         | 1         | 1         | 1         | 0-0         | 0         | 0         | 0         | 0          | 0.0          | 0          |
| <b>CELTICS</b> | <b>2</b> | <b>480</b> | <b>78-174</b> | <b>.448</b> | <b>10-38</b> | <b>.263</b> | <b>38-50</b> | <b>.760</b> | <b>20</b> | <b>52</b> | <b>72</b> | <b>47</b> | <b>46-2</b> | <b>13</b> | <b>24</b> | <b>8</b>  | <b>204</b> | <b>102.0</b> | <b>106</b> |
| <b>NUGGETS</b> | <b>2</b> | <b>480</b> | <b>77-160</b> | <b>.481</b> | <b>20-48</b> | <b>.417</b> | <b>53-67</b> | <b>.791</b> | <b>29</b> | <b>69</b> | <b>98</b> | <b>41</b> | <b>47-0</b> | <b>9</b>  | <b>35</b> | <b>14</b> | <b>227</b> | <b>113.5</b> | <b>129</b> |

## 2013-2014 SEASON SERIES (1-1) DENVER VS. BOSTON

| PLAYER         | G-GS     | MIN        | FG-FGA        | PCT         | 3FG-FGA      | PCT         | FT-FTA       | PCT         | OFF       | DEF       | TOT       | AST       | PF-DQ       | STL       | TO        | BLK       | PTS        | AVG          | HI         |
|----------------|----------|------------|---------------|-------------|--------------|-------------|--------------|-------------|-----------|-----------|-----------|-----------|-------------|-----------|-----------|-----------|------------|--------------|------------|
| Lawson         | 2-2      | 62         | 11-24         | .458        | 3-6          | .500        | 14-15        | .933        | 2         | 6         | 8         | 17        | 3-0         | 1         | 6         | 0         | 39         | 19.5         | 20         |
| Foye           | 2-2      | 64         | 11-25         | .440        | 9-16         | .563        | 4-4          | 1.000       | 1         | 6         | 7         | 6         | 6-0         | 1         | 3         | 1         | 35         | 17.5         | 23         |
| Hickson        | 2-2      | 53         | 12-16         | .750        | 0-0          | ---         | 10-15        | .769        | 4         | 11        | 15        | 2         | 6-0         | 2         | 5         | 2         | 34         | 17.0         | 17         |
| Faried         | 2-2      | 57         | 8-12          | .667        | 0-0          | ---         | 9-12         | .750        | 7         | 13        | 20        | 2         | 5-0         | 1         | 4         | 3         | 25         | 12.5         | 21         |
| Robinson       | 2-0      | 47         | 8-18          | .444        | 2-3          | .667        | 3-4          | .750        | 1         | 3         | 4         | 6         | 4-0         | 1         | 6         | 0         | 21         | 10.5         | 11         |
| A. Miller      | 1-0      | 24         | 5-6           | .833        | 0-1          | .000        | 0-0          | ---         | 1         | 0         | 1         | 0         | 1-0         | 2         | 3         | 0         | 10         | 10.0         | 10         |
| Mozgov         | 2-0      | 37         | 6-10          | .600        | 0-0          | ---         | 7-10         | .700        | 5         | 7         | 12        | 0         | 7-0         | 1         | 2         | 2         | 19         | 9.5          | 10         |
| Chandler       | 2-2      | 57         | 6-21          | .286        | 1-9          | .111        | 5-7          | .714        | 5         | 10        | 15        | 3         | 6-0         | 0         | 2         | 4         | 18         | 9.0          | 11         |
| Fournier       | 1-0      | 19         | 2-4           | .500        | 2-4          | .500        | 0-0          | ---         | 0         | 4         | 4         | 2         | 4-0         | 0         | 3         | 0         | 6          | 6.0          | 6          |
| Q. Miller      | 1-0      | 3          | 2-3           | .667        | 1-1          | 1.000       | 0-0          | ---         | 1         | 0         | 1         | 0         | 1-0         | 0         | 0         | 0         | 5          | 5.0          | 5          |
| Arthur         | 2-0      | 39         | 3-12          | .250        | 1-3          | .333        | 1-2          | .500        | 2         | 7         | 9         | 1         | 4-0         | 0         | 1         | 2         | 8          | 4.0          | 6          |
| Brooks (TOT)   | 2-0      | 24         | 2-6           | .333        | 0-1          | .000        | 2-2          | 1.000       | 0         | 0         | 0         | 3         | 4-0         | 0         | 1         | 0         | 6          | 3.0          | 4          |
| Hamilton       | 2-0      | 17         | 2-8           | .250        | 1-5          | .200        | 0-0          | ---         | 0         | 1         | 1         | 2         | 0-0         | 0         | 0         | 0         | 5          | 2.5          | 5          |
| Randolph       | 1-0      | 3          | 1-1           | 1.000       | 0-0          | ---         | 0-0          | ---         | 0         | 1         | 1         | 0         | 0-0         | 0         | 0         | 0         | 2          | 2.0          | 2          |
| <b>NUGGETS</b> | <b>2</b> | <b>480</b> | <b>77-160</b> | <b>.481</b> | <b>20-48</b> | <b>.417</b> | <b>53-67</b> | <b>.791</b> | <b>29</b> | <b>69</b> | <b>98</b> | <b>41</b> | <b>47-0</b> | <b>9</b>  | <b>35</b> | <b>14</b> | <b>227</b> | <b>113.5</b> | <b>129</b> |
| <b>CELTICS</b> | <b>2</b> | <b>480</b> | <b>78-174</b> | <b>.448</b> | <b>10-38</b> | <b>.263</b> | <b>38-50</b> | <b>.760</b> | <b>20</b> | <b>52</b> | <b>72</b> | <b>47</b> | <b>46-2</b> | <b>13</b> | <b>24</b> | <b>8</b>  | <b>204</b> | <b>102.0</b> | <b>106</b> |



## CELTICS VS. NUGGETS GAME-BY-GAME RESULTS

| Date      | H/A | W/L | Celtics | Opp | Date       | H/A | W/L | Celtics | Opp |
|-----------|-----|-----|---------|-----|------------|-----|-----|---------|-----|
| 11/19/76  | H   | W   | 112     | 108 | 1/2/06     | A   | L   | 110     | 120 |
| 12/26/76  | A   | W   | 103     | 101 | 3/15/06    | H   | W   | 106     | 101 |
| 2/27/77   | A   | L   | 100     | 121 | 12/15/06   | H   | W   | 119     | 114 |
| 3/6/77*   | H   | W   | 112     | 110 | 12/26/06   | A   | L   | 105     | 116 |
| 11/4/77   | H   | L   | 107     | 109 | 11/7/07    | H   | W   | 119     | 93  |
| 2/19/78   | A   | L   | 115     | 118 | 2/19/08    | A   | L   | 118     | 124 |
| 3/19/78   | H   | W   | 122     | 95  | 11/14/08   | H   | L   | 85      | 94  |
| 3/29/78   | A   | L   | 106     | 109 | 2/23/09    | A   | W   | 114     | 76  |
| 11/17/78  | H   | W   | 120     | 118 | 2/21/10    | A   | L   | 105     | 114 |
| 1/6/79    | A   | L   | 98      | 127 | 3/24/10    | H   | W   | 113     | 99  |
| 3/23/79   | A   | L   | 113     | 137 | 12/8/10    | H   | W   | 105     | 89  |
| 4/6/79    | H   | L   | 101     | 107 | 2/24/11    | A   | L   | 75      | 89  |
| 11/28/79  | H   | W   | 119     | 97  | 3/17/12    | A   | L   | 91      | 98  |
| 2/23/80   | A   | W   | 124     | 105 | 2/10/13*** | H   | W   | 118     | 114 |
| 12/23/80  | H   | W   | 136     | 128 | 2/19/13    | A   | L   | 90      | 97  |
| 2/15/81   | A   | W   | 120     | 118 | 12/6/13    | H   | W   | 106     | 98  |
| 12/29/81  | A   | L   | 123     | 128 | 1/7/14     | A   | L   | 98      | 129 |
| 2/5/82    | H   | W   | 145     | 144 |            |     |     |         |     |
| 12/12/82  | H   | W   | 126     | 112 |            |     |     |         |     |
| 12/30/82  | A   | W   | 145     | 132 |            |     |     |         |     |
| 11/15/83  | A   | W   | 140     | 124 |            |     |     |         |     |
| 12/9/83   | N   | W   | 119     | 90  |            |     |     |         |     |
| 12/5/84   | H   | W   | 123     | 107 |            |     |     |         |     |
| 2/20/85   | A   | L   | 129     | 132 |            |     |     |         |     |
| 1/15/86   | H   | W   | 123     | 100 |            |     |     |         |     |
| 2/20/86   | A   | L   | 100     | 102 |            |     |     |         |     |
| 12/3/86   | H   | W   | 119     | 113 |            |     |     |         |     |
| 2/10/87   | A   | W   | 119     | 105 |            |     |     |         |     |
| 12/9/87   | H   | L   | 119     | 124 |            |     |     |         |     |
| 2/17/88   | A   | L   | 125     | 138 |            |     |     |         |     |
| 12/27/88  | A   | L   | 109     | 130 |            |     |     |         |     |
| 3/12/89   | H   | W   | 121     | 115 |            |     |     |         |     |
| 12/8/89   | H   | L   | 102     | 103 |            |     |     |         |     |
| 2/25/90   | A   | W   | 115     | 107 |            |     |     |         |     |
| 12/5/90   | H   | W   | 148     | 140 |            |     |     |         |     |
| 2/17/91   | A   | W   | 126     | 108 |            |     |     |         |     |
| 12/9/91   | H   | W   | 132     | 94  |            |     |     |         |     |
| 12/28/91  | A   | L   | 90      | 97  |            |     |     |         |     |
| 12/9/92   | H   | W   | 129     | 119 |            |     |     |         |     |
| 3/18/93   | A   | W   | 105     | 101 |            |     |     |         |     |
| 1/16/94   | H   | W   | 105     | 100 |            |     |     |         |     |
| 2/23/94   | A   | L   | 94      | 102 |            |     |     |         |     |
| 12/12/94  | H   | W   | 113     | 103 |            |     |     |         |     |
| 12/19/94  | A   | L   | 85      | 104 |            |     |     |         |     |
| 2/18/96   | A   | L   | 93      | 117 |            |     |     |         |     |
| 3/22/96   | H   | W   | 99      | 98  |            |     |     |         |     |
| 11/15/96  | H   | L   | 80      | 82  |            |     |     |         |     |
| 12/30/96  | A   | W   | 104     | 102 |            |     |     |         |     |
| 11/12/97  | H   | W   | 96      | 86  |            |     |     |         |     |
| 2/10/98   | A   | L   | 99      | 112 |            |     |     |         |     |
| 3/5/99    | H   | W   | 102     | 94  |            |     |     |         |     |
| 12/8/99   | H   | W   | 115     | 90  |            |     |     |         |     |
| 12/30/99  | A   | W   | 102     | 94  |            |     |     |         |     |
| 12/10/00* | H   | W   | 104     | 102 |            |     |     |         |     |
| 3/16/01   | A   | W   | 87      | 83  |            |     |     |         |     |
| 12/5/01   | H   | W   | 95      | 80  |            |     |     |         |     |
| 2/12/02   | A   | W   | 110     | 93  |            |     |     |         |     |
| 1/24/03   | H   | W   | 77      | 58  |            |     |     |         |     |
| 3/22/03   | A   | L   | 80      | 90  |            |     |     |         |     |
| 12/7/03   | A   | W   | 116     | 111 |            |     |     |         |     |
| 3/17/04   | H   | W   | 104     | 100 |            |     |     |         |     |
| 12/15/04  | H   | L   | 99      | 100 |            |     |     |         |     |
| 2/23/05   | A   | L   | 86      | 107 |            |     |     |         |     |

\* Overtime  
\*\* Double-Overtime  
\*\*\* Triple-Overtime

## ALL-TIME SERIES

Boston leads 48-32 (Celtics are 32-7 at home)

**CURRENT STREAK:** One Nuggets Win

**LARGEST CELTICS WIN:** 38 points; 132-94 on 12/09/91 @ Boston

**LARGEST NUGGETS WIN:** 29 points; 127-98 on 01/06/79 @ Denver



DETROIT PISTONS

The Palace of Auburn Hills (22,076)  
6 Championship Drive, Auburn Hills, MI 48326  
248-377-0100 • fax 248-377-3260

2013-14 RESULTS

Detroit won 3-1 (Celtics were 1-1 at TD Garden)

11/03/13 Boston 77 at Detroit 87  
12/18/13 Detroit 107 at Boston 106  
03/09/14 Detroit 111 at Boston 118  
04/05/14 Boston 111 at Detroit 115

2014-15 MATCHUPS

12/03/14 Detroit at Boston  
03/22/15 Detroit at Boston  
04/08/15 Boston at Detroit

DIRECTORY

HEAD COACH: ..... Stan Van Gundy  
ASSISTANT COACHES: ..... Bob Beyer, Brendan Malone, Malik Allen, Tim Hardaway, Charles Klask  
ATHLETIC TRAINER: ..... Jon Ishop  
PUBLIC AND MEDIA RELATIONS: ..... Kevin Grigg, Cletus Lewis, Michelle Fikany, Michael Horan  
CABLE TELEVISION: ..... FS Detroit. Broadcasters: George Blaha, Greg Kesler  
RADIO: ..... Detroit Sports (105.1 FM). Broadcasters: George Blaha, Mark Champion, Rick Mahorn

2013-2014 SEASON SERIES (1-3) BOSTON VS. DETROIT

| PLAYER        | G-GS | MIN | FG-FGA  | PCT  | 3FG-FGA | PCT  | FT-FTA | PCT   | OFF | DEF | TOT | AST | PF-DQ | STL | TO | BLK | PTS  | AVG   | HI  |
|---------------|------|-----|---------|------|---------|------|--------|-------|-----|-----|-----|-----|-------|-----|----|-----|------|-------|-----|
| Green         | 4-4  | 127 | 28-58   | .483 | 9-24    | .375 | 5-5    | 1.000 | 2   | 14  | 16  | 7   | 9-0   | 3   | 10 | 2   | 70   | 17.5  | 27  |
| Crawford      | 2-1  | 57  | 9-25    | .360 | 2-11    | .182 | 10-10  | 1.000 | 0   | 7   | 7   | 1-0 | 2     | 5   | 0  | 30  | 15.0 | 17    |     |
| Humphries     | 2-1  | 45  | 13-19   | .684 | 0-0     | ---  | 4-4    | 1.000 | 5   | 9   | 14  | 2   | 6-0   | 2   | 5  | 3   | 30   | 15.0  | 20  |
| Bayless (TOT) | 4-2  | 121 | 21-44   | .477 | 9-16    | .563 | 8-10   | .800  | 1   | 12  | 13  | 15  | 9-0   | 2   | 2  | 0   | 59   | 14.8  | 25  |
| Bayless (BOS) | 2-2  | 78  | 15-31   | .484 | 6-10    | .600 | 4-6    | .667  | 1   | 7   | 8   | 7   | 6-0   | 1   | 2  | 0   | 40   | 20.0  | 25  |
| Sullinger     | 4-2  | 110 | 22-50   | .440 | 6-13    | .462 | 9-11   | .818  | 12  | 18  | 30  | 10  | 12-0  | 1   | 4  | 2   | 59   | 14.8  | 22  |
| Bradley       | 2-2  | 66  | 11-25   | .440 | 3-5     | .600 | 2-2    | 1.000 | 4   | 9   | 13  | 5   | 5-0   | 4   | 8  | 0   | 27   | 13.5  | 14  |
| Olynyk        | 4-0  | 75  | 18-30   | .600 | 1-4     | .250 | 9-15   | .692  | 7   | 17  | 24  | 5   | 16-0  | 3   | 4  | 2   | 46   | 11.5  | 18  |
| Rondo         | 1-1  | 33  | 5-15    | .333 | 1-6     | .167 | 0-0    | ---   | 0   | 2   | 2   | 18  | 2-0   | 2   | 0  | 0   | 11   | 11.0  | 11  |
| Bass          | 4-4  | 123 | 14-30   | .467 | 0-0     | ---  | 12-16  | .750  | 7   | 17  | 24  | 6   | 12-0  | 4   | 6  | 2   | 40   | 10.0  | 18  |
| Lee           | 2-0  | 57  | 6-11    | .545 | 0-2     | .000 | 4-4    | 1.000 | 0   | 3   | 3   | 2   | 3-0   | 1   | 5  | 0   | 16   | 8.0   | 10  |
| Paverani      | 2-1  | 29  | 6-9     | .667 | 0-2     | .000 | 0-0    | ---   | 1   | 2   | 3   | 1   | 2-0   | 2   | 3  | 1   | 12   | 6.0   | 8   |
| Pressey       | 3-1  | 62  | 6-11    | .545 | 2-6     | .333 | 0-0    | ---   | 1   | 2   | 3   | 20  | 10-0  | 4   | 1  | 1   | 14   | 4.7   | 12  |
| Wallace       | 2-1  | 58  | 4-9     | .444 | 1-3     | .333 | 0-0    | ---   | 2   | 2   | 4   | 6   | 2-0   | 5   | 2  | 0   | 9    | 4.5   | 5   |
| Johnson       | 2-0  | 23  | 2-7     | .286 | 2-4     | .500 | 0-0    | ---   | 0   | 0   | 0   | 2   | 3-0   | 0   | 2  | 0   | 6    | 3.0   | 6   |
| Babb          | 2-0  | 26  | 1-7     | .143 | 0-5     | .000 | 0-0    | ---   | 1   | 2   | 3   | 1   | 4-0   | 5   | 0  | 0   | 2    | 1.0   | 2   |
| Anthony (TOT) | 1-0  | 3   | 0-0     | ---  | 0-0     | ---  | 0-0    | ---   | 0   | 0   | 0   | 0   | 0-0   | 0   | 0  | 0   | 0    | 0.0   | 0   |
| Anthony (BOS) | 1-0  | 3   | 0-0     | ---  | 0-0     | ---  | 0-0    | ---   | 0   | 0   | 0   | 0   | 0-0   | 0   | 0  | 0   | 0    | 0.0   | 0   |
| Bogans        | 1-0  | 3   | 0-1     | .000 | 0-1     | .000 | 0-0    | ---   | 0   | 0   | 0   | 0   | 0-0   | 0   | 0  | 0   | 0    | 0.0   | 0   |
| Brooks        | 1-0  | 7   | 0-2     | .000 | 0-0     | ---  | 0-0    | ---   | 0   | 0   | 0   | 1   | 0-0   | 0   | 0  | 0   | 0    | 0.0   | 0   |
| CELTICS       | 4    | 960 | 160-340 | .471 | 35-96   | .344 | 59-71  | .831  | 43  | 111 | 154 | 100 | 95-0  | 39  | 61 | 13  | 412  | 103.0 | 115 |
| PISTONS       | 4    | 960 | 153-329 | .465 | 25-78   | .321 | 89-124 | .718  | 60  | 117 | 177 | 73  | 69-0  | 38  | 66 | 17  | 420  | 105.0 | 118 |

2013-2014 SEASON SERIES (3-1) DETROIT VS. BOSTON

| PLAYER         | G-GS     | MIN        | FG-FGA         | PCT         | 3FG-FGA      | PCT         | FT-FTA        | PCT         | OFF       | DEF        | TOT        | AST        | PF-DQ       | STL       | TO        | BLK       | PTS        | AVG          | HI         |
|----------------|----------|------------|----------------|-------------|--------------|-------------|---------------|-------------|-----------|------------|------------|------------|-------------|-----------|-----------|-----------|------------|--------------|------------|
| Jennings       | 4-3      | 143        | 25-61          | .410        | 11-22        | .500        | 15-21         | .714        | 3         | 8          | 11         | 28         | 7-0         | 5         | 9         | 0         | 76         | 19.0         | 28         |
| Smith          | 4-4      | 136        | 31-66          | .470        | 6-19         | .316        | 6-13          | .462        | 5         | 17         | 22         | 10         | 8-0         | 6         | 14        | 4         | 74         | 18.5         | 28         |
| Monroe         | 4-4      | 141        | 28-53          | .528        | 0-0          | ---         | 14-21         | .667        | 16        | 23         | 39         | 10         | 8-0         | 3         | 8         | 3         | 70         | 17.5         | 22         |
| Drummond       | 4-4      | 156        | 31-48          | .646        | 0-0          | ---         | 4-9           | .444        | 28        | 42         | 70         | 1          | 8-0         | 3         | 8         | 5         | 66         | 16.5         | 19         |
| Stuckey        | 3-0      | 76         | 10-26          | .385        | 0-4          | .000        | 19-24         | .792        | 1         | 7          | 8          | 5          | 7-0         | 4         | 7         | 1         | 39         | 13.0         | 26         |
| Bynum          | 3-1      | 44         | 7-15           | .467        | 0-2          | .000        | 10-12         | .833        | 1         | 2          | 3          | 6          | 4-0         | 3         | 6         | 0         | 24         | 8.0          | 18         |
| Singler        | 4-2      | 122        | 7-26           | .269        | 1-11         | .091        | 17-19         | .895        | 4         | 2          | 6          | 2          | 8-0         | 3         | 5         | 3         | 32         | 8.0          | 11         |
| Billups        | 2-1      | 40         | 4-9            | .444        | 3-8          | .375        | 0-0           | ---         | 0         | 5          | 5          | 3          | 4-0         | 4         | 4         | 0         | 11         | 5.5          | 6          |
| Caldwell-Pope  | 3-1      | 37         | 5-8            | .625        | 2-3          | .667        | 0-0           | ---         | 0         | 1          | 1          | 0          | 5-0         | 2         | 0         | 0         | 12         | 4.0          | 9          |
| Siva           | 1-0      | 15         | 0-3            | .000        | 0-1          | .000        | 3-4           | .750        | 0         | 1          | 1          | 5          | 2-0         | 2         | 0         | 0         | 3          | 3.0          | 3          |
| Jerebko        | 4-0      | 37         | 4-12           | .333        | 2-7          | .286        | 1-1           | 1.000       | 1         | 8          | 9          | 2          | 7-0         | 1         | 5         | 1         | 11         | 2.8          | 6          |
| Harrellson     | 1-0      | 12         | 1-2            | .500        | 0-1          | .000        | 0-0           | ---         | 1         | 1          | 2          | 1          | 1-0         | 2         | 0         | 0         | 2          | 2.0          | 2          |
| <b>PISTONS</b> | <b>4</b> | <b>960</b> | <b>153-329</b> | <b>.465</b> | <b>25-78</b> | <b>.321</b> | <b>89-124</b> | <b>.718</b> | <b>60</b> | <b>117</b> | <b>177</b> | <b>73</b>  | <b>69-0</b> | <b>38</b> | <b>66</b> | <b>17</b> | <b>420</b> | <b>105.0</b> | <b>118</b> |
| <b>CELTICS</b> | <b>4</b> | <b>960</b> | <b>160-340</b> | <b>.471</b> | <b>35-96</b> | <b>.344</b> | <b>59-71</b>  | <b>.831</b> | <b>43</b> | <b>111</b> | <b>154</b> | <b>100</b> | <b>95-0</b> | <b>39</b> | <b>61</b> | <b>13</b> | <b>412</b> | <b>103.0</b> | <b>115</b> |





## GOLDEN STATE WARRIORS

ORACLE Arena (19,596)

1011 Broadway, Oakland, CA 94607

510-986-2200 • fax 510-452-0142

## 2013-14 RESULTS

Golden State won 2-0 (Celtics won 0-1 at TD Garden)

01/10/14 Boston 97 at Golden State 99

03/05/14 Golden State 108 at Boston 88

## 2014-15 MATCHUPS

01/25/15 Boston at Golden State

03/01/15 Golden State at Boston

## DIRECTORY

**HEAD COACH:** ..... Steve Kerr  
**ASSISTANT COACHES:** ..... Alvin Gentry, Ron Adams, Luke Walton  
**ATHLETIC TRAINER:** ..... Johan Wang  
**PUBLIC AND MEDIA RELATIONS:** ..... Raymond Ridder, Dan Martinez, Brett Winkler, Lisa Goodwin  
**BROADCAST TELEVISION:** ..... Comcast Sportsnet Bay Area. Broadcasters: Bob Fitzgerald, Jim Barnett  
**RADIO:** ..... KNBR (680/1050AM). Broadcaster: Tim Royle, Tom Tolbert

## 2013-2014 SEASON SERIES (0-2) BOSTON VS. GOLDEN STATE

| PLAYER          | G-GS     | MIN        | FG-FGA        | PCT         | 3FG-FGA      | PCT         | FT-FTA       | PCT         | OFF       | DEF       | TOT       | AST       | PF-DQ       | STL       | TO        | BLK       | PTS        | AVG          | HI         |
|-----------------|----------|------------|---------------|-------------|--------------|-------------|--------------|-------------|-----------|-----------|-----------|-----------|-------------|-----------|-----------|-----------|------------|--------------|------------|
| Sullinger       | 2-0      | 57         | 10-23         | .435        | 2-6          | .333        | 10-12        | .833        | 6         | 9         | 15        | 1         | 8-0         | 1         | 7         | 1         | 32         | 16.0         | 21         |
| Green           | 2-2      | 61         | 13-24         | .542        | 1-3          | .333        | 1-1          | 1.000       | 3         | 11        | 14        | 4         | 6-0         | 0         | 6         | 3         | 28         | 14.0         | 24         |
| Rondo           | 1-1      | 37         | 6-14          | .429        | 1-5          | .200        | 1-4          | .250        | 0         | 5         | 5         | 7         | 3-0         | 1         | 7         | 1         | 14         | 14.0         | 14         |
| Olynyk          | 2-0      | 39         | 7-16          | .438        | 3-7          | .429        | 6-6          | 1.000       | 3         | 5         | 8         | 3         | 7-0         | 0         | 2         | 3         | 23         | 11.5         | 19         |
| Bass            | 2-2      | 40         | 8-10          | .800        | 0-0          | ---         | 4-4          | 1.000       | 4         | 7         | 11        | 2         | 4-0         | 0         | 4         | 0         | 20         | 10.0         | 11         |
| Crawford        | 1-1      | 34         | 3-12          | .250        | 2-4          | .500        | 2-2          | 1.000       | 0         | 2         | 2         | 7         | 2-0         | 0         | 2         | 1         | 10         | 10.0         | 10         |
| Humphries       | 2-2      | 51         | 6-15          | .400        | 0-0          | ---         | 6-6          | 1.000       | 3         | 14        | 17        | 0         | 2-0         | 2         | 3         | 4         | 18         | 9.0          | 16         |
| Bradley         | 1-1      | 35         | 3-13          | .231        | 1-4          | .250        | 0-0          | ---         | 0         | 3         | 3         | 4         | 2-0         | 0         | 2         | 0         | 7          | 7.0          | 7          |
| Pressey         | 1-0      | 11         | 3-4           | .750        | 1-2          | .500        | 0-0          | ---         | 0         | 1         | 1         | 5         | 0-0         | 1         | 2         | 0         | 7          | 7.0          | 7          |
| Babb            | 1-0      | 24         | 2-5           | .400        | 1-4          | .250        | 0-0          | ---         | 1         | 4         | 5         | 0         | 0-0         | 0         | 0         | 0         | 5          | 5.0          | 5          |
| Bayless (TOT)   | 4-1      | 82         | 5-30          | .167        | 0-9          | .000        | 10-11        | .909        | 3         | 3         | 6         | 8         | 9-0         | 5         | 3         | 2         | 20         | 5.0          | 10         |
| Bayless (BOS)   | 2-1      | 40         | 4-14          | .286        | 0-4          | .000        | 4-5          | .800        | 1         | 3         | 4         | 3         | 5-0         | 2         | 3         | 0         | 12         | 6.0          | 10         |
| Johnson         | 1-0      | 26         | 2-8           | .250        | 1-4          | .250        | 0-0          | ---         | 0         | 1         | 2         | 1         | 0-0         | 1         | 1         | 0         | 5          | 5.0          | 5          |
| Wallace         | 1-0      | 20         | 1-2           | .500        | 1-2          | .500        | 1-2          | .500        | 0         | 1         | 1         | 1         | 0-0         | 3         | 0         | 0         | 4          | 4.0          | 4          |
| Anthony (TOT)   | 1-0      | 4          | 0-1           | .000        | 0-0          | ---         | 0-0          | ---         | 1         | 0         | 1         | 0         | 2-0         | 0         | 0         | 0         | 0          | 0.0          | 0          |
| Anthony (BOS)   | 1-0      | 4          | 0-1           | .000        | 0-0          | ---         | 0-0          | ---         | 1         | 0         | 1         | 0         | 2-0         | 0         | 0         | 0         | 0          | 0.0          | 0          |
| <b>CELTICS</b>  | <b>2</b> | <b>480</b> | <b>68-161</b> | <b>.422</b> | <b>14-45</b> | <b>.311</b> | <b>35-42</b> | <b>.833</b> | <b>23</b> | <b>66</b> | <b>89</b> | <b>38</b> | <b>41-0</b> | <b>11</b> | <b>39</b> | <b>13</b> | <b>185</b> | <b>92.5</b>  | <b>97</b>  |
| <b>WARRIORS</b> | <b>2</b> | <b>480</b> | <b>84-190</b> | <b>.442</b> | <b>13-54</b> | <b>.241</b> | <b>26-33</b> | <b>.788</b> | <b>29</b> | <b>62</b> | <b>91</b> | <b>51</b> | <b>42-0</b> | <b>20</b> | <b>22</b> | <b>7</b>  | <b>207</b> | <b>103.5</b> | <b>108</b> |

## 2013-2014 SEASON SERIES (2-0) GOLDEN STATE VS. BOSTON

| PLAYER          | G-GS     | MIN        | FG-FGA        | PCT         | 3FG-FGA      | PCT         | FT-FTA       | PCT         | OFF       | DEF       | TOT       | AST       | PF-DQ       | STL       | TO        | BLK       | PTS        | AVG          | HI         |
|-----------------|----------|------------|---------------|-------------|--------------|-------------|--------------|-------------|-----------|-----------|-----------|-----------|-------------|-----------|-----------|-----------|------------|--------------|------------|
| Thompson        | 2-2      | 69         | 12-32         | .375        | 4-15         | .267        | 7-7          | 1.000       | 1         | 1         | 2         | 3         | 3-0         | 3         | 1         | 0         | 35         | 17.5         | 18         |
| Lee             | 2-0      | 60         | 17-36         | .472        | 0-0          | ---         | 0-0          | ---         | 8         | 9         | 17        | 7         | 4-0         | 3         | 3         | 0         | 34         | 17.0         | 18         |
| Curry           | 2-2      | 62         | 13-28         | .464        | 4-12         | .333        | 3-4          | .750        | 1         | 9         | 10        | 8         | 4-0         | 2         | 4         | 0         | 33         | 16.5         | 19         |
| Walden          | 2-2      | 61         | 14-23         | .609        | 3-6          | .500        | 2-3          | .667        | 2         | 7         | 9         | 8         | 3-0         | 4         | 1         | 0         | 33         | 16.5         | 22         |
| Crawford (TOT)  | 1-0      | 19         | 7-12          | .583        | 1-5          | .200        | 0-0          | ---         | 1         | 0         | 1         | 1         | 2-0         | 0         | 2         | 0         | 15         | 15.0         | 15         |
| Crawford (GS)   | 1-0      | 19         | 7-12          | .583        | 1-5          | .200        | 0-0          | ---         | 1         | 0         | 1         | 1         | 2-0         | 0         | 2         | 0         | 15         | 15.0         | 15         |
| Speights        | 2-0      | 25         | 5-10          | .500        | 0-2          | .000        | 10-12        | .833        | 3         | 4         | 7         | 1         | 4-0         | 0         | 4         | 0         | 20         | 10.0         | 13         |
| Green           | 2-0      | 43         | 6-15          | .400        | 0-4          | .000        | 2-4          | .500        | 3         | 6         | 9         | 6         | 7-0         | 4         | 4         | 1         | 14         | 7.0          | 7          |
| O'Neal          | 1-0      | 12         | 3-6           | .500        | 0-0          | ---         | 1-1          | 1.000       | 0         | 4         | 4         | 0         | 1-0         | 1         | 0         | 1         | 7          | 7.0          | 7          |
| Blake (TOT)     | 1-0      | 27         | 2-6           | .333        | 0-4          | .000        | 0-0          | ---         | 0         | 2         | 2         | 6         | 1-0         | 0         | 0         | 0         | 4          | 4.0          | 4          |
| Blake (GS)      | 1-0      | 27         | 2-6           | .333        | 0-4          | .000        | 0-0          | ---         | 0         | 2         | 2         | 6         | 1-0         | 0         | 0         | 0         | 4          | 4.0          | 4          |
| Bogut           | 2-2      | 52         | 4-10          | .400        | 0-0          | ---         | 0-0          | ---         | 8         | 13        | 21        | 7         | 7-0         | 1         | 1         | 5         | 8          | 4.0          | 4          |
| Barnes          | 2-0      | 45         | 1-12          | .083        | 1-6          | .167        | 1-2          | .500        | 2         | 6         | 8         | 1         | 6-0         | 2         | 1         | 0         | 4          | 2.0          | 3          |
| Douglas         | 1-0      | 5          | 0-0           | .000        | 0-0          | ---         | 0-0          | ---         | 0         | 1         | 1         | 1         | 0-0         | 0         | 1         | 0         | 0          | 0.0          | 0          |
| <b>WARRIORS</b> | <b>2</b> | <b>480</b> | <b>84-190</b> | <b>.442</b> | <b>13-54</b> | <b>.241</b> | <b>26-33</b> | <b>.788</b> | <b>29</b> | <b>62</b> | <b>91</b> | <b>51</b> | <b>42-0</b> | <b>20</b> | <b>22</b> | <b>7</b>  | <b>207</b> | <b>103.5</b> | <b>108</b> |
| <b>CELTICS</b>  | <b>2</b> | <b>480</b> | <b>68-161</b> | <b>.422</b> | <b>14-45</b> | <b>.311</b> | <b>35-42</b> | <b>.833</b> | <b>23</b> | <b>66</b> | <b>89</b> | <b>38</b> | <b>41-0</b> | <b>11</b> | <b>39</b> | <b>13</b> | <b>185</b> | <b>92.5</b>  | <b>97</b>  |





## HOUSTON ROCKETS

Toyota Center (18,055)

1510 Polk Street, Houston, TX 77002

713-758-7200 • fax 713-758-7339

## 2013-14 RESULTS

Houston won 2-0 (Celtics were 0-1 at TD Garden)

11/19/13 Boston 85 at Houston 109

01/13/14 Houston 104 at Boston 92

## 2014-15 MATCHUPS

11/01/14 Boston at Houston

01/30/15 Houston at Boston

## DIRECTORY

**HEAD COACH:** ..... Kevin McHale

**ASSISTANT COACHES:** ..... J.B. Bickerstaff, Chris Finch, Greg Buckner

**ATHLETIC TRAINER:** ..... Keith Jones

**PUBLIC AND MEDIA RELATIONS:** ..... Tracey Hughes, Brian Travis, Jenny Zehentner

**CABLE TELEVISION:** ..... Comcast SportsNet Houston. Broadcasters: Bill Worrell, Clyde Drexler, Matt Bullard

**RADIO:** ..... SportsTalk 790 (KBME 790AM). Broadcasters: Craig Ackerman, Joel Blank

**SPANISH RADIO:** ..... KEYH 850 AM. Broadcaster: Adrian Chavarria

## 2012-2013 SEASON SERIES (1-1) BOSTON VS. HOUSTON

| PLAYER         | G-GS     | MIN        | FG-FGA        | PCT         | 3FG-FGA      | PCT         | FT-FTA       | PCT         | OFF       | DEF       | TOT       | AST       | PF-DQ       | STL       | TO        | BLK       | PTS        | AVG          | HI         |
|----------------|----------|------------|---------------|-------------|--------------|-------------|--------------|-------------|-----------|-----------|-----------|-----------|-------------|-----------|-----------|-----------|------------|--------------|------------|
| Bradley        | 2-2      | 61         | 16-43         | .372        | 3-11         | .273        | 0-0          | ---         | 3         | 7         | 10        | 3         | 3-0         | 5         | 4         | 1         | 35         | 17.5         | 24         |
| Lee            | 1-0      | 23         | 7-16          | .438        | 3-4          | .750        | 0-0          | ---         | 0         | 2         | 2         | 1         | 2-0         | 0         | 0         | 0         | 17         | 17.0         | 17         |
| Bass           | 2-1      | 45         | 10-23         | .435        | 0-0          | ---         | 3-5          | .600        | 5         | 4         | 9         | 0         | 6-0         | 0         | 1         | 0         | 23         | 11.5         | 14         |
| Crawford       | 2-2      | 48         | 4-19          | .211        | 1-6          | .167        | 10-10        | 1.000       | 0         | 1         | 1         | 9         | 4-0         | 2         | 4         | 0         | 19         | 9.5          | 13         |
| Sullinger      | 2-1      | 44         | 7-21          | .333        | 1-5          | .200        | 3-4          | .750        | 10        | 9         | 19        | 3         | 7-0         | 0         | 3         | 1         | 18         | 9.0          | 10         |
| Bayless (TOT)  | 3-0      | 58         | 11-27         | .407        | 2-7          | .286        | 2-2          | 1.000       | 1         | 3         | 4         | 7         | 6-0         | 3         | 4         | 1         | 26         | 8.7          | 17         |
| Bayless (BOS)  | 1-0      | 24         | 7-13          | .538        | 1-1          | 1.000       | 2-2          | 1.000       | 0         | 1         | 1         | 4         | 0-0         | 2         | 2         | 1         | 17         | 17.0         | 17         |
| Olynyk         | 2-0      | 44         | 6-16          | .375        | 1-2          | .500        | 0-0          | ---         | 8         | 7         | 15        | 1         | 7-0         | 5         | 1         | 1         | 13         | 6.5          | 9          |
| Humphries      | 2-1      | 35         | 4-11          | .364        | 0-1          | .000        | 2-2          | 1.000       | 3         | 11        | 14        | 2         | 2-0         | 0         | 1         | 5         | 10         | 5.0          | 6          |
| Green          | 2-2      | 50         | 4-17          | .235        | 0-3          | .000        | 0-0          | ---         | 0         | 8         | 8         | 1         | 4-0         | 0         | 4         | 0         | 8          | 4.0          | 4          |
| Favreani       | 2-1      | 19         | 2-6           | .333        | 0-0          | ---         | 1-2          | .500        | 4         | 1         | 5         | 1         | 6-0         | 1         | 1         | 0         | 5          | 2.5          | 5          |
| Pressey        | 2-0      | 24         | 0-5           | .000        | 0-2          | .000        | 5-7          | .714        | 0         | 0         | 0         | 5         | 1-0         | 2         | 2         | 0         | 5          | 2.5          | 5          |
| Gomes (TOT)    | 1-0      | 6          | 1-2           | .500        | 0-0          | ---         | 0-0          | ---         | 0         | 1         | 1         | 0         | 0-0         | 0         | 0         | 0         | 2          | 2.0          | 2          |
| Wallace        | 2-0      | 31         | 2-3           | .667        | 0-1          | .000        | 0-0          | ---         | 0         | 2         | 2         | 2         | 1-0         | 0         | 2         | 1         | 4          | 2.0          | 2          |
| Brooks         | 2-0      | 19         | 1-7           | .143        | 0-1          | .000        | 1-2          | .500        | 0         | 7         | 7         | 1         | 2-0         | 0         | 0         | 0         | 3          | 1.5          | 2          |
| Bogans         | 1-0      | 12         | 0-0           | ---         | 0-0          | ---         | 0-0          | ---         | 0         | 0         | 0         | 0         | 0-0         | 1         | 0         | 0         | 0          | 0.0          | 0          |
| <b>CELTICS</b> | <b>2</b> | <b>480</b> | <b>70-200</b> | <b>.350</b> | <b>10-37</b> | <b>.270</b> | <b>27-34</b> | <b>.794</b> | <b>33</b> | <b>60</b> | <b>93</b> | <b>33</b> | <b>45-0</b> | <b>18</b> | <b>27</b> | <b>10</b> | <b>177</b> | <b>88.5</b>  | <b>92</b>  |
| <b>ROCKETS</b> | <b>2</b> | <b>480</b> | <b>70-151</b> | <b>.517</b> | <b>17-40</b> | <b>.425</b> | <b>40-58</b> | <b>.690</b> | <b>16</b> | <b>78</b> | <b>94</b> | <b>46</b> | <b>36-0</b> | <b>13</b> | <b>35</b> | <b>19</b> | <b>213</b> | <b>106.5</b> | <b>109</b> |

## 2011-2012 SEASON SERIES (1-1) HOUSTON VS. BOSTON

| PLAYER         | G-GS     | MIN        | FG-FGA        | PCT         | 3FG-FGA      | PCT         | FT-FTA       | PCT         | OFF       | DEF       | TOT       | AST       | PF-DQ       | STL       | TO        | BLK       | PTS        | AVG          | HI         |
|----------------|----------|------------|---------------|-------------|--------------|-------------|--------------|-------------|-----------|-----------|-----------|-----------|-------------|-----------|-----------|-----------|------------|--------------|------------|
| Howard         | 2-2      | 65         | 14-21         | .667        | 0-1          | .000        | 14-26        | .538        | 4         | 19        | 23        | 4         | 5-0         | 2         | 5         | 4         | 42         | 21.0         | 32         |
| Jones          | 2-2      | 64         | 16-23         | .696        | 1-1          | 1.000       | 3-6          | .500        | 8         | 13        | 21        | 1         | 2-0         | 2         | 2         | 5         | 36         | 18.0         | 24         |
| Beverley       | 1-1      | 23         | 6-9           | .667        | 2-3          | .667        | 2-2          | 1.000       | 0         | 4         | 4         | 1         | 3-0         | 0         | 1         | 0         | 16         | 16.0         | 16         |
| Harden         | 2-2      | 70         | 11-26         | .423        | 5-9          | .556        | 4-4          | 1.000       | 1         | 10        | 11        | 8         | 4-0         | 1         | 10        | 4         | 31         | 15.5         | 16         |
| Lin            | 2-1      | 59         | 9-14          | .643        | 2-5          | .400        | 7-8          | .875        | 0         | 1         | 1         | 14        | 5-0         | 4         | 2         | 1         | 27         | 13.5         | 16         |
| Parsons        | 2-2      | 69         | 9-21          | .429        | 3-6          | .500        | 4-5          | .800        | 0         | 8         | 8         | 10        | 4-0         | 1         | 1         | 1         | 25         | 12.5         | 14         |
| Caspi          | 2-0      | 47         | 6-15          | .400        | 4-8          | .500        | 1-2          | .500        | 0         | 10        | 10        | 4         | 5-0         | 3         | 5         | 1         | 17         | 8.5          | 12         |
| Motiejunas     | 1-0      | 18         | 2-8           | .250        | 0-4          | .000        | 1-1          | 1.000       | 0         | 5         | 5         | 0         | 1-0         | 0         | 2         | 1         | 5          | 5.0          | 5          |
| Asik           | 1-0      | 7          | 1-3           | .333        | 0-0          | ---         | 2-2          | 1.000       | 2         | 2         | 4         | 0         | 1-0         | 0         | 1         | 0         | 4          | 4.0          | 4          |
| Brooks         | 2-0      | 24         | 2-6           | .333        | 0-1          | .000        | 2-2          | 1.000       | 0         | 0         | 0         | 3         | 4-0         | 0         | 1         | 0         | 6          | 3.0          | 4          |
| Hamilton (TOT) | 2-0      | 17         | 2-8           | .250        | 1-5          | .200        | 0-0          | ---         | 0         | 1         | 1         | 2         | 0-0         | 0         | 0         | 0         | 5          | 2.5          | 4          |
| Garcia         | 2-0      | 29         | 2-5           | .400        | 0-2          | .000        | 0-0          | ---         | 1         | 6         | 7         | 1         | 2-0         | 0         | 0         | 1         | 4          | 2.0          | 4          |
| Brewer         | 1-0      | 5          | 0-0           | ---         | 0-0          | ---         | 0-0          | ---         | 0         | 0         | 0         | 0         | 0-0         | 0         | 0         | 1         | 0          | 0.0          | 0          |
| Pittman (TOT)  | 1-0      | 1          | 0-0           | ---         | 0-0          | ---         | 0-0          | ---         | 0         | 0         | 0         | 0         | 0-0         | 0         | 0         | 0         | 0          | 0.0          | 0          |
| <b>ROCKETS</b> | <b>2</b> | <b>480</b> | <b>78-151</b> | <b>.517</b> | <b>17-40</b> | <b>.425</b> | <b>40-58</b> | <b>.690</b> | <b>16</b> | <b>78</b> | <b>94</b> | <b>46</b> | <b>36-0</b> | <b>13</b> | <b>35</b> | <b>19</b> | <b>213</b> | <b>106.5</b> | <b>109</b> |
| <b>CELTICS</b> | <b>2</b> | <b>480</b> | <b>70-200</b> | <b>.350</b> | <b>10-37</b> | <b>.270</b> | <b>27-34</b> | <b>.794</b> | <b>33</b> | <b>60</b> | <b>93</b> | <b>33</b> | <b>45-0</b> | <b>18</b> | <b>27</b> | <b>10</b> | <b>177</b> | <b>88.5</b>  | <b>92</b>  |



## CELTICS VS. ROCKETS GAME-BY-GAME RESULTS

| Date     | H/A | W/L | Celtics | Opp | Date     | H/A | W/L | Celtics | Opp | Date     | H/A | W/L | Celtics | Opp |
|----------|-----|-----|---------|-----|----------|-----|-----|---------|-----|----------|-----|-----|---------|-----|
| 11/21/67 | N   | W   | 121     | 114 | 10/12/79 | H   | W   | 114     | 106 | 11/4/08  | A   | W   | 103     | 99  |
| 11/22/67 | A   | W   | 124     | 110 | 10/24/79 | A   | W   | 100     | 99  | 1/7/09   | H   | L   | 85      | 89  |
| 12/15/67 | N   | W   | 114     | 101 | 1/2/80   | A   | W   | 111     | 103 | 3/19/10  | A   | W   | 94      | 87  |
| 12/20/67 | A   | W   | 126     | 116 | 1/22/80  | H   | W   | 112     | 106 | 4/2/10   | H   | L   | 114     | 119 |
| 1/21/68  | H   | W   | 139     | 112 | 3/5/80*  | A   | W   | 103     | 99  | 1/10/11  | H   | L   | 102     | 108 |
| 2/26/68  | A   | W   | 118     | 110 | 3/12/80  | H   | W   | 121     | 105 | 3/18/11  | A   | L   | 77      | 93  |
| 3/13/68  | A   | W   | 144     | 118 | 12/19/80 | H   | W   | 133     | 119 | 3/6/12*  | H   | W   | 97      | 92  |
| 11/11/68 | H   | W   | 134     | 113 | 3/4/81   | A   | W   | 108     | 101 | 12/14/12 | A   | L   | 89      | 101 |
| 1/2/69   | A   | W   | 107     | 95  | 11/18/81 | H   | L   | 104     | 106 | 1/11/13  | H   | W   | 103     | 91  |
| 2/4/69   | N   | L   | 126     | 135 | 3/5/82   | A   | W   | 100     | 98  | 11/19/13 | A   | L   | 85      | 109 |
| 3/6/69   | A   | L   | 97      | 110 | 11/17/82 | H   | W   | 112     | 94  | 1/13/14  | H   | L   | 92      | 104 |
| 3/24/69  | N   | W   | 111     | 107 | 1/4/83   | A   | W   | 88      | 87  |          |     |     |         |     |
| 10/31/69 | H   | W   | 118     | 113 | 12/29/83 | A   | L   | 94      | 107 |          |     |     |         |     |
| 11/22/69 | A   | L   | 116     | 125 | 2/10/84  | H   | W   | 114     | 101 |          |     |     |         |     |
| 12/12/69 | H   | W   | 107     | 104 | 11/28/84 | A   | W   | 110     | 100 |          |     |     |         |     |
| 12/27/69 | A   | W   | 111     | 110 | 3/17/85  | H   | W   | 134     | 120 |          |     |     |         |     |
| 2/25/70  | H   | W   | 147     | 124 | 3/11/86  | A   | W   | 116     | 104 |          |     |     |         |     |
| 3/17/70  | A   | L   | 117     | 125 | 3/24/86  | H   | W   | 114     | 107 |          |     |     |         |     |
| 12/29/70 | A   | W   | 110     | 108 | 1/18/87  | H   | W   | 122     | 99  |          |     |     |         |     |
| 1/20/71  | H   | W   | 142     | 112 | 2/19/87  | A   | W   | 99      | 92  |          |     |     |         |     |
| 2/20/71  | A   | L   | 118     | 128 | 2/9/88   | A   | L   | 120     | 129 |          |     |     |         |     |
| 3/3/71   | H   | W   | 128     | 113 | 3/30/88  | H   | W   | 117     | 110 |          |     |     |         |     |
| 3/11/71  | A   | L   | 91      | 115 | 2/14/89  | A   | L   | 123     | 137 |          |     |     |         |     |
| 10/27/71 | H   | W   | 108     | 97  | 3/31/89  | H   | W   | 126     | 109 |          |     |     |         |     |
| 11/10/71 | A   | W   | 142     | 103 | 11/22/89 | H   | W   | 109     | 97  |          |     |     |         |     |
| 12/4/71  | H   | W   | 117     | 107 | 2/13/90  | A   | W   | 107     | 94  |          |     |     |         |     |
| 1/5/72   | A   | W   | 113     | 105 | 11/21/90 | H   | W   | 108     | 95  |          |     |     |         |     |
| 1/21/72  | H   | W   | 110     | 105 | 12/10/90 | A   | W   | 107     | 95  |          |     |     |         |     |
| 1/2/73   | A   | W   | 130     | 110 | 2/5/92   | H   | W   | 98      | 85  |          |     |     |         |     |
| 1/3/73   | A   | L   | 112     | 123 | 2/14/92  | A   | L   | 99      | 105 |          |     |     |         |     |
| 1/10/73  | H   | W   | 128     | 107 | 12/23/92 | H   | W   | 98      | 94  |          |     |     |         |     |
| 1/26/73  | H   | W   | 139     | 126 | 2/18/93  | A   | L   | 84      | 119 |          |     |     |         |     |
| 3/20/73  | N   | W   | 94      | 89  | 1/12/94  | H   | L   | 84      | 94  |          |     |     |         |     |
| 3/25/73  | A   | W   | 125     | 121 | 1/18/94  | A   | W   | 95      | 83  |          |     |     |         |     |
| 10/24/73 | H   | L   | 117     | 132 | 11/11/94 | H   | L   | 82      | 102 |          |     |     |         |     |
| 12/14/73 | A   | W   | 114     | 106 | 12/17/94 | A   | W   | 112     | 109 |          |     |     |         |     |
| 3/8/74   | A   | L   | 106     | 113 | 11/20/95 | H   | L   | 93      | 98  |          |     |     |         |     |
| 3/19/74  | A   | W   | 110     | 107 | 1/18/96  | A   | W   | 108     | 106 |          |     |     |         |     |
| 3/23/74  | N   | W   | 108     | 105 | 11/29/96 | H   | L   | 94      | 120 |          |     |     |         |     |
| 12/6/74* | A   | W   | 120     | 114 | 12/4/96  | A   | L   | 89      | 94  |          |     |     |         |     |
| 1/18/75  | N   | W   | 123     | 101 | 2/7/98   | H   | W   | 107     | 96  |          |     |     |         |     |
| 1/21/75  | A   | W   | 113     | 102 | 3/19/98  | A   | L   | 96      | 105 |          |     |     |         |     |
| 3/16/75  | H   | W   | 99      | 94  | 12/10/99 | H   | W   | 100     | 96  |          |     |     |         |     |
| 10/24/75 | H   | W   | 109     | 94  | 12/18/99 | A   | L   | 94      | 100 |          |     |     |         |     |
| 12/13/75 | A   | W   | 137     | 120 | 11/22/00 | H   | W   | 96      | 81  |          |     |     |         |     |
| 2/11/76  | A   | L   | 103     | 115 | 2/20/01  | A   | L   | 84      | 101 |          |     |     |         |     |
| 2/25/76  | H   | W   | 103     | 102 | 1/18/02  | H   | L   | 101     | 104 |          |     |     |         |     |
| 4/2/76   | H   | W   | 119     | 115 | 2/23/02  | A   | L   | 89      | 99  |          |     |     |         |     |
| 11/3/76* | A   | L   | 111     | 117 | 1/15/03  | A   | L   | 92      | 101 |          |     |     |         |     |
| 1/11/77  | H   | W   | 105     | 101 | 2/24/03* | H   | L   | 95      | 101 |          |     |     |         |     |
| 1/19/77  | A   | W   | 112     | 102 | 1/11/04  | A   | W   | 97      | 93  |          |     |     |         |     |
| 4/6/77   | H   | L   | 93      | 104 | 1/14/04  | H   | L   | 80      | 95  |          |     |     |         |     |
| 10/22/77 | A   | L   | 98      | 110 | 1/31/05  | H   | L   | 94      | 97  |          |     |     |         |     |
| 11/23/77 | H   | W   | 109     | 100 | 3/18/05  | A   | W   | 103     | 92  |          |     |     |         |     |
| 1/11/78  | H   | W   | 91      | 88  | 11/13/05 | H   | W   | 102     | 82  |          |     |     |         |     |
| 2/21/78  | A   | L   | 96      | 111 | 12/6/05  | A   | L   | 73      | 91  |          |     |     |         |     |
| 10/14/78 | H   | L   | 108     | 114 | 2/26/07  | A   | W   | 77      | 72  |          |     |     |         |     |
| 10/21/78 | A   | L   | 101     | 118 | 3/7/07   | H   | L   | 80      | 111 |          |     |     |         |     |
| 12/12/78 | A   | L   | 105     | 112 | 01/02/08 | H   | W   | 97      | 93  |          |     |     |         |     |
| 1/31/79  | H   | W   | 119     | 102 | 03/18/08 | A   | W   | 94      | 74  |          |     |     |         |     |

\* Overtime  
\*\* Double-overtime

ROCKETS: San Diego Rockets 1967-71; Houston Rockets 1971-present.

## ALL-TIME SERIES

Boston leads 87-46 (Celtics are 45-17 at home)

CURRENT STREAK: Two Rockets Wins

LARGEST CELTICS WIN: 39 points; 142-103 on 11/10/71 @ Houston

LARGEST ROCKETS WIN: 35 points; 119-84 on 02/18/93 @ Houston









## CELTICS VS. CLIPPERS GAME-BY-GAME RESULTS

| Date     | H/A | W/L | Celtics | Opp | Date       | H/A | W/L | Celtics | Opp |
|----------|-----|-----|---------|-----|------------|-----|-----|---------|-----|
| 11/30/70 | H   | W   | 109     | 106 | 12/30/85   | A   | W   | 125     | 103 |
| 12/1/70  | A   | W   | 117     | 116 | 2/28/86    | H   | W   | 124     | 108 |
| 12/8/70  | A   | W   | 122     | 102 | 12/27/86   | A   | W   | 114     | 101 |
| 12/17/70 | H   | W   | 102     | 93  | 3/6/87     | H   | W   | 132     | 111 |
| 10/23/71 | A   | W   | 103     | 98  | 12/26/87   | A   | W   | 106     | 97  |
| 11/24/71 | H   | W   | 108     | 100 | 3/4/88     | H   | W   | 121     | 90  |
| 12/18/71 | H   | W   | 124     | 91  | 1/9/89     | H   | W   | 119     | 84  |
| 2/9/72   | H   | W   | 139     | 112 | 4/4/89     | A   | W   | 124     | 108 |
| 2/25/72  | A   | W   | 117     | 115 | 12/26/89   | A   | W   | 112     | 111 |
| 3/25/72  | A   | W   | 121     | 116 | 1/5/90     | H   | L   | 105     | 114 |
| 10/20/72 | H   | W   | 126     | 118 | 1/11/91    | H   | W   | 109     | 107 |
| 10/24/72 | A   | W   | 105     | 97  | 3/8/91     | A   | W   | 104     | 98  |
| 11/10/72 | A   | W   | 106     | 104 | 12/30/91   | A   | W   | 97      | 86  |
| 1/16/73  | A   | W   | 106     | 102 | 3/6/92     | H   | W   | 117     | 100 |
| 1/21/73  | H   | W   | 104     | 97  | 12/30/92   | A   | L   | 99      | 105 |
| 3/4/73   | H   | W   | 125     | 113 | 1/3/93     | H   | W   | 120     | 112 |
| 3/6/73   | A   | W   | 127     | 112 | 12/30/93   | A   | W   | 119     | 111 |
| 10/12/73 | H   | W   | 118     | 112 | 1/14/94    | H   | L   | 95      | 102 |
| 12/9/73  | A   | W   | 118     | 114 | 1/25/95    | H   | L   | 98      | 107 |
| 12/12/73 | H   | W   | 126     | 119 | 2/17/95**  | A   | L   | 121     | 127 |
| 12/26/73 | A   | W   | 125     | 123 | 2/13/96    | A   | W   | 108     | 94  |
| 2/22/74  | A   | W   | 116     | 109 | 3/6/96     | H   | W   | 110     | 97  |
| 2/27/74  | H   | L   | 104     | 122 | 2/11/97    | A   | L   | 112     | 116 |
| 3/1/74   | A   | L   | 94      | 110 | 4/4/97     | H   | L   | 102     | 117 |
| 10/18/74 | H   | L   | 119     | 126 | 12/21/97   | H   | W   | 99      | 77  |
| 10/19/74 | A   | W   | 113     | 95  | 2/13/98    | A   | W   | 97      | 96  |
| 11/14/74 | H   | L   | 100     | 112 | 3/17/99    | H   | W   | 118     | 84  |
| 1/9/75   | A   | W   | 108     | 100 | 12/26/99   | A   | L   | 100     | 103 |
| 1/12/75  | A   | L   | 101     | 114 | 1/12/00    | H   | W   | 95      | 88  |
| 1/26/75  | H   | W   | 107     | 93  | 12/3/00    | H   | W   | 96      | 87  |
| 3/21/75  | H   | W   | 109     | 101 | 1/8/01     | A   | W   | 82      | 79  |
| 3/29/75  | A   | L   | 96      | 102 | 12/29/01*  | A   | W   | 105     | 103 |
| 4/2/75   | H   | W   | 95      | 92  | 2/3/02     | H   | W   | 104     | 91  |
| 11/5/75  | H   | W   | 105     | 95  | 2/15/03    | A   | W   | 92      | 84  |
| 11/15/75 | A   | W   | 112     | 110 | 3/7/03     | H   | W   | 83      | 72  |
| 12/23/75 | A   | L   | 92      | 101 | 2/4/04     | H   | L   | 86      | 95  |
| 1/25/76  | H   | W   | 135     | 107 | 2/19/04    | A   | L   | 100     | 102 |
| 1/31/76  | A   | W   | 109     | 100 | 12/13/04** | A   | W   | 134     | 127 |
| 3/30/76  | A   | L   | 83      | 93  | 2/9/05     | H   | W   | 94      | 89  |
| 4/4/76   | H   | L   | 114     | 117 | 12/31/05   | A   | W   | 111     | 92  |
| 10/28/76 | H   | W   | 112     | 105 | 2/9/06     | H   | L   | 81      | 98  |
| 11/13/76 | A   | L   | 107     | 118 | 12/27/06   | A   | L   | 77      | 100 |
| 1/8/77   | A   | W   | 109     | 106 | 2/2/07     | H   | L   | 89      | 100 |
| 2/6/77   | H   | W   | 113     | 97  | 2/6/08     | H   | W   | 111     | 100 |
| 11/1/77  | H   | W   | 109     | 103 | 2/25/08    | A   | W   | 104     | 76  |
| 11/19/77 | A   | L   | 98      | 102 | 2/25/09    | A   | L   | 91      | 93  |
| 2/24/78  | A   | W   | 106     | 99  | 3/23/09    | H   | W   | 90      | 77  |
| 4/9/78   | H   | W   | 131     | 114 | 12/27/09   | A   | L   | 90      | 92  |
| 11/26/78 | A   | L   | 103     | 105 | 1/25/10    | H   | W   | 95      | 89  |
| 12/6/78  | H   | W   | 117     | 111 | 2/26/11    | A   | W   | 99      | 92  |
| 2/25/79  | A   | L   | 116     | 131 | 3/9/11     | H   | L   | 103     | 108 |
| 3/2/79   | H   | L   | 99      | 106 | 3/12/12    | A   | W   | 94      | 85  |
| 12/27/79 | A   | W   | 118     | 97  | 12/27/12   | A   | L   | 77      | 106 |
| 1/27/80  | H   | W   | 131     | 108 | 2/3/13     | H   | W   | 106     | 104 |
| 1/1/81   | A   | W   | 88      | 85  | 12/11/13   | H   | L   | 88      | 96  |
| 2/8/81   | H   | W   | 123     | 107 | 1/8/14     | A   | L   | 105     | 111 |
| 2/12/82  | A   | W   | 129     | 116 |            |     |     |         |     |
| 2/26/82  | H   | W   | 122     | 110 |            |     |     |         |     |
| 2/2/83   | H   | W   | 120     | 110 |            |     |     |         |     |
| 2/24/83  | A   | L   | 107     | 122 |            |     |     |         |     |
| 11/9/83  | H   | W   | 129     | 122 |            |     |     |         |     |
| 2/22/84  | A   | L   | 107     | 114 |            |     |     |         |     |
| 11/7/84  | H   | W   | 135     | 108 |            |     |     |         |     |
| 12/27/84 | A   | W   | 118     | 103 |            |     |     |         |     |

\* Overtime

\*\* Double-overtime

CLIPPERS: Buffalo Braves 1970-78; San Diego Clippers 1978-84; Los Angeles Clippers 1984-present.

## ALL-TIME SERIES

Boston leads 85-35 (Celtics are 43-13 at home)

CURRENT STREAK: Two Clippers Wins

LARGEST CELTICS WIN: 35 points; 119-84 on 01/09/89 @ Boston

LARGEST CLIPPERS WIN: 29 points; 106-77 on 12/27/12 @ Los Angeles



**LOS ANGELES LAKERS**

Staples Center (18,997)

555 N. Nash Street, El Segundo, CA 90245

310-426-6000 • fax 310-426-6105

**2013-14 RESULTS**

Los Angeles won 2-0 (Celtics were 0-1 at TD Garden)

01/17/14 Los Angeles 107 at Boston 104

02/21/14 Boston 92 at Los Angeles 101

**2014-15 MATCHUPS**

12/05/14 Los Angeles at Boston

02/22/15 Boston at Los Angeles

**DIRECTORY**

**HEAD COACH:** ..... Byron Scott

**ASSISTANT COACHES:** ..... Paul Pressey, Jim Eyen, Mark Madsen

**ATHLETIC TRAINER:** ..... Gary Vitti

**PUBLIC AND MEDIA RELATIONS:** ..... John Black, Alison Bogli, Calder Hynes, Daniel Ramirez, Matt Flee

**CABLE TELEVISION:** ..... Time Warner Cable Sportsnet. Broadcasters: Stu Lantz, Bill MacDonald

**SPANISH TELEVISION:** ..... Time Warner Cable Deportes. Broadcasters: Adrian Garcia Marquez, Francisco Pinto

**RADIO:** ..... ESPNLA Radio (710AM). Broadcasters: John Ireland, Mychal Thompson

**SPANISH RADIO:** ..... ESPN Deportes (1330AM). Broadcasters: Fernando Gonzalez, Pepe Mantilla

**2013-2014 SEASON SERIES (0-2) BOSTON VS. L.A. LAKERS**

| PLAYER         | G-GS     | MIN        | FG-FGA        | PCT         | 3FG-FGA      | PCT         | FT-FTA       | PCT         | OFF       | DEF       | TOT       | AST       | PF-DD       | STL       | TO        | BLK       | PTS        | AVG          | HI         |
|----------------|----------|------------|---------------|-------------|--------------|-------------|--------------|-------------|-----------|-----------|-----------|-----------|-------------|-----------|-----------|-----------|------------|--------------|------------|
| Green          | 2-2      | 67         | 12-29         | .414        | 4-9          | .444        | 5-6          | .833        | 0         | 12        | 12        | 4         | 7-0         | 2         | 3         | 2         | 33         | 16.5         | 21         |
| Bass           | 2-1      | 52         | 12-25         | .480        | 0-0          | ---         | 6-7          | .857        | 6         | 7         | 13        | 2         | 2-0         | 2         | 2         | 1         | 30         | 15.0         | 20         |
| Olynyk         | 2-0      | 51         | 13-25         | .520        | 1-6          | .167        | 2-2          | 1.000       | 5         | 5         | 10        | 9         | 8-0         | 4         | 1         | 1         | 29         | 14.5         | 25         |
| Wallace        | 2-1      | 62         | 11-20         | .550        | 0-4          | .000        | 4-7          | .571        | 0         | 11        | 11        | 8         | 2-0         | 6         | 4         | 2         | 26         | 13.0         | 14         |
| Bradley        | 1-1      | 29         | 5-20          | .250        | 2-6          | .333        | 0-0          | ---         | 2         | 2         | 4         | 3         | 1-0         | 0         | 1         | 0         | 12         | 12.0         | 12         |
| Sullinger      | 2-2      | 58         | 11-25         | .440        | 1-5          | .200        | 0-0          | ---         | 11        | 8         | 19        | 3         | 6-0         | 1         | 2         | 0         | 23         | 11.5         | 12         |
| Rondo          | 2-2      | 54         | 6-21          | .286        | 1-4          | .250        | 1-2          | .500        | 1         | 7         | 8         | 15        | 3-0         | 3         | 3         | 0         | 14         | 7.0          | 8          |
| Bayless (TOT)  | 4-1      | 77         | 10-26         | .385        | 0-4          | .000        | 2-3          | .667        | 1         | 3         | 4         | 5         | 4-0         | 1         | 2         | 0         | 22         | 5.5          | 13         |
| Bayless (BOS)  | 2-0      | 35         | 4-11          | .364        | 0-3          | .000        | 1-2          | .500        | 1         | 0         | 1         | 1         | 2-0         | 0         | 1         | 0         | 9          | 4.5          | 5          |
| Humphries      | 2-1      | 27         | 3-7           | .429        | 0-0          | ---         | 2-2          | 1.000       | 3         | 5         | 8         | 1         | 3-0         | 1         | 2         | 0         | 8          | 4.0          | 6          |
| Johnson        | 1-0      | 14         | 2-5           | .400        | 0-2          | .000        | 0-0          | ---         | 0         | 2         | 2         | 1         | 0-0         | 1         | 0         | 0         | 4          | 4.0          | 4          |
| Pressey        | 2-0      | 33         | 3-8           | .375        | 2-6          | .333        | 0-0          | ---         | 0         | 1         | 1         | 10        | 4-0         | 3         | 2         | 1         | 8          | 4.0          | 6          |
| <b>CELTICS</b> | <b>2</b> | <b>480</b> | <b>82-196</b> | <b>.418</b> | <b>11-45</b> | <b>.244</b> | <b>21-28</b> | <b>.750</b> | <b>29</b> | <b>60</b> | <b>89</b> | <b>57</b> | <b>38-0</b> | <b>23</b> | <b>23</b> | <b>7</b>  | <b>196</b> | <b>98.0</b>  | <b>104</b> |
| <b>LAKERS</b>  | <b>2</b> | <b>480</b> | <b>77-157</b> | <b>.490</b> | <b>19-42</b> | <b>.452</b> | <b>35-47</b> | <b>.745</b> | <b>17</b> | <b>75</b> | <b>92</b> | <b>50</b> | <b>32-0</b> | <b>10</b> | <b>38</b> | <b>11</b> | <b>208</b> | <b>104.0</b> | <b>107</b> |

**2013-2014 SEASON SERIES (2-0) L.A. LAKERS VS. BOSTON**

| PLAYER         | G-GS     | MIN        | FG-FGA        | PCT         | 3FG-FGA      | PCT         | FT-FTA       | PCT         | OFF       | DEF       | TOT       | AST       | PF-DD       | STL       | TO        | BLK       | PTS        | AVG          | HI         |
|----------------|----------|------------|---------------|-------------|--------------|-------------|--------------|-------------|-----------|-----------|-----------|-----------|-------------|-----------|-----------|-----------|------------|--------------|------------|
| Gasol          | 2-2      | 58         | 15-27         | .556        | 0-0          | ---         | 10-14        | .714        | 2         | 18        | 20        | 9         | 2-0         | 0         | 1         | 2         | 40         | 20.0         | 24         |
| Meeks          | 2-2      | 64         | 12-28         | .429        | 4-12         | .333        | 5-7          | .714        | 1         | 7         | 8         | 4         | 3-0         | 1         | 3         | 0         | 33         | 16.5         | 17         |
| Bazemore (TOT) | 1-0      | 33         | 5-10          | .500        | 2-5          | .400        | 3-4          | .750        | 0         | 3         | 3         | 4         | 0-0         | 2         | 2         | 0         | 15         | 15.0         | 15         |
| Bazemore (LAL) | 1-0      | 33         | 5-10          | .500        | 2-5          | .400        | 3-4          | .750        | 0         | 3         | 3         | 4         | 0-0         | 2         | 2         | 0         | 15         | 15.0         | 15         |
| Brooks (TOT)   | 1-0      | 23         | 7-11          | .636        | 0-0          | ---         | 0-1          | .000        | 0         | 2         | 2         | 0         | 2-0         | 3         | 3         | 0         | 14         | 14.0         | 14         |
| Brooks (LAL)   | 1-0      | 23         | 7-11          | .636        | 0-0          | ---         | 0-1          | .000        | 0         | 2         | 2         | 0         | 2-0         | 3         | 3         | 0         | 14         | 14.0         | 14         |
| Marshall       | 2-2      | 70         | 9-17          | .529        | 5-7          | .714        | 1-1          | 1.000       | 1         | 7         | 8         | 22        | 2-0         | 2         | 11        | 0         | 24         | 12.0         | 19         |
| Kaman          | 2-0      | 32         | 9-12          | .750        | 0-0          | ---         | 2-2          | 1.000       | 3         | 6         | 9         | 3         | 4-0         | 0         | 5         | 0         | 20         | 10.0         | 16         |
| Kelly          | 2-1      | 46         | 6-12          | .500        | 2-4          | .500        | 6-6          | 1.000       | 1         | 6         | 7         | 0         | 8-0         | 0         | 2         | 2         | 20         | 10.0         | 20         |
| Farmar         | 1-0      | 25         | 3-9           | .333        | 2-4          | .500        | 0-0          | ---         | 0         | 3         | 3         | 4         | 1-0         | 0         | 2         | 0         | 8          | 8.0          | 8          |
| M. Harris      | 1-0      | 22         | 2-7           | .286        | 1-2          | .500        | 2-2          | 1.000       | 1         | 2         | 3         | 1         | 1-0         | 0         | 1         | 0         | 7          | 7.0          | 7          |
| Hill           | 2-1      | 39         | 5-11          | .455        | 0-0          | ---         | 2-2          | 1.000       | 5         | 8         | 13        | 0         | 2-0         | 0         | 4         | 4         | 12         | 6.0          | 10         |
| Johnson        | 2-2      | 61         | 3-11          | .273        | 3-8          | .375        | 3-6          | .500        | 1         | 13        | 14        | 3         | 7-0         | 2         | 3         | 3         | 12         | 6.0          | 11         |
| Sacre          | 1-0      | 6          | 1-1           | .500        | 0-0          | ---         | 1-2          | .500        | 2         | 0         | 2         | 0         | 0-0         | 0         | 0         | 0         | 3          | 3.0          | 3          |
| <b>LAKERS</b>  | <b>2</b> | <b>480</b> | <b>77-157</b> | <b>.490</b> | <b>19-42</b> | <b>.452</b> | <b>35-47</b> | <b>.745</b> | <b>17</b> | <b>75</b> | <b>92</b> | <b>50</b> | <b>32-0</b> | <b>10</b> | <b>38</b> | <b>11</b> | <b>208</b> | <b>104.0</b> | <b>107</b> |
| <b>CELTICS</b> | <b>2</b> | <b>480</b> | <b>82-196</b> | <b>.418</b> | <b>11-45</b> | <b>.244</b> | <b>21-28</b> | <b>.750</b> | <b>29</b> | <b>60</b> | <b>89</b> | <b>57</b> | <b>38-0</b> | <b>23</b> | <b>23</b> | <b>7</b>  | <b>196</b> | <b>98.0</b>  | <b>104</b> |





## MEMPHIS GRIZZLIES

FedExForum (18,119)

191 Beale Street, Memphis, TN 38103

901-205-1234 • fax 901-205-1497

## 2013-14 RESULTS

Memphis won 2-0 (Celtics were 0-1 at TD Garden)

11/04/13 Boston 88 at Memphis 95

11/27/13 Memphis 100 at Boston 93

## 2014-15 MATCHUPS

11/21/14 Boston at Memphis

03/11/15 Memphis at Boston

## DIRECTORY

**HEAD COACH:** ..... David Joergers

**ASSISTANT COACHES:** ..... Elston Turner, Duane Ticknor, Bob Thornton, Shawn Respert

**ATHLETIC TRAINER:** ..... Drew Graham

**PUBLIC AND MEDIA RELATIONS:** ..... Jason Wallace, Ross Wooden, Toiaya Crawford

**BROADCAST TELEVISION:** ..... FS Tennessee/SportSouth. Broadcasters: Pete Pranic, Sean Tuohy, Brevin Knight, Rob Fischer

**RADIO:** ..... WMFS ESPN 92.9/680AM. Broadcasters: Eric Hasseltine, Elliot Perry, Hank McDowell

## 2013-2014 SEASON SERIES (0-2) BOSTON VS. MEMPHIS

| PLAYER           | G-GS     | MIN        | FG-FGA        | PCT         | 3FG-FGA      | PCT         | FT-FTA       | PCT         | OFF       | DEF       | TOT       | AST       | PF-DQ       | STL       | TO        | BLK       | PTS        | AVG         | HI         |
|------------------|----------|------------|---------------|-------------|--------------|-------------|--------------|-------------|-----------|-----------|-----------|-----------|-------------|-----------|-----------|-----------|------------|-------------|------------|
| Green            | 2-2      | 79         | 15-31         | .484        | 2-9          | .222        | 16-20        | .800        | 2         | 10        | 12        | 2         | 4-0         | 1         | 2         | 1         | 48         | 24.0        | 26         |
| Sullinger        | 2-1      | 56         | 17-29         | .586        | 4-6          | .667        | 1-1          | 1.000       | 6         | 11        | 17        | 3         | 9-0         | 0         | 4         | 0         | 39         | 19.5        | 23         |
| Bradley          | 2-2      | 65         | 13-25         | .520        | 2-7          | .286        | 2-2          | 1.000       | 1         | 0         | 1         | 3         | 5-0         | 1         | 5         | 2         | 30         | 15.0        | 16         |
| Crawford         | 2-1      | 61         | 6-15          | .400        | 3-8          | .375        | 2-2          | 1.000       | 0         | 3         | 3         | 11        | 4-0         | 3         | 3         | 1         | 17         | 8.5         | 12         |
| Humphries        | 1-0      | 16         | 4-10          | .400        | 0-0          | ---         | 0-0          | ---         | 3         | 3         | 6         | 0         | 1-0         | 0         | 0         | 1         | 8          | 8.0         | 8          |
| Bass             | 2-2      | 54         | 5-17          | .294        | 0-1          | .000        | 2-2          | 1.000       | 3         | 14        | 17        | 2         | 4-0         | 1         | 3         | 7         | 12         | 6.0         | 6          |
| Faverani         | 2-1      | 41         | 5-12          | .417        | 2-5          | .400        | 0-0          | ---         | 4         | 5         | 9         | 0         | 4-0         | 1         | 3         | 1         | 12         | 6.0         | 7          |
| Lee              | 2-0      | 28         | 4-6           | .667        | 1-2          | .500        | 0-0          | ---         | 0         | 3         | 3         | 2         | 2-0         | 1         | 3         | 0         | 9          | 4.5         | 9          |
| Olynyk           | 1-0      | 25         | 1-8           | .125        | 0-1          | .000        | 2-2          | 1.000       | 0         | 4         | 4         | 0         | 3-0         | 0         | 4         | 0         | 4          | 4.0         | 4          |
| Wallace          | 2-1      | 50         | 1-5           | .200        | 0-0          | ---         | 0-2          | .000        | 1         | 4         | 5         | 5         | 3-0         | 2         | 5         | 0         | 2          | 1.0         | 2          |
| Pressey          | 1-0      | 5          | 0-1           | .000        | 0-1          | .000        | 0-0          | ---         | 1         | 0         | 1         | 0         | 2-0         | 0         | 0         | 0         | 0          | 0.0         | 0          |
| <b>CELTICS</b>   | <b>2</b> | <b>480</b> | <b>71-159</b> | <b>.447</b> | <b>14-40</b> | <b>.350</b> | <b>25-31</b> | <b>.806</b> | <b>21</b> | <b>57</b> | <b>78</b> | <b>28</b> | <b>41-0</b> | <b>10</b> | <b>36</b> | <b>13</b> | <b>181</b> | <b>90.5</b> | <b>95</b>  |
| <b>GRIZZLIES</b> | <b>2</b> | <b>480</b> | <b>72-154</b> | <b>.468</b> | <b>8-24</b>  | <b>.333</b> | <b>43-53</b> | <b>.811</b> | <b>18</b> | <b>59</b> | <b>77</b> | <b>47</b> | <b>37-0</b> | <b>13</b> | <b>27</b> | <b>8</b>  | <b>195</b> | <b>97.5</b> | <b>100</b> |

## 2013-2014 SEASON SERIES (2-0) MEMPHIS VS. BOSTON

| PLAYER           | G-GS     | MIN        | FG-FGA        | PCT         | 3FG-FGA      | PCT         | FT-FTA       | PCT         | OFF       | DEF       | TOT       | AST       | PF-DQ       | STL       | TO        | BLK       | PTS        | AVG         | HI         |
|------------------|----------|------------|---------------|-------------|--------------|-------------|--------------|-------------|-----------|-----------|-----------|-----------|-------------|-----------|-----------|-----------|------------|-------------|------------|
| Bayless          | 2-0      | 42         | 12-21         | .571        | 2-6          | .333        | 11-15        | .846        | 1         | 3         | 4         | 2         | 3-0         | 2         | 1         | 1         | 37         | 18.5        | 22         |
| Conley           | 2-2      | 65         | 11-28         | .393        | 1-6          | .167        | 6-6          | 1.000       | 0         | 3         | 3         | 17        | 2-0         | 2         | 2         | 0         | 29         | 14.5        | 15         |
| Gasol            | 1-1      | 35         | 6-10          | .600        | 0-0          | ---         | 2-2          | 1.000       | 0         | 8         | 8         | 2         | 3-0         | 0         | 1         | 0         | 14         | 14.0        | 14         |
| Randolph         | 2-2      | 67         | 11-27         | .407        | 0-0          | ---         | 6-7          | .857        | 7         | 8         | 15        | 3         | 7-0         | 1         | 7         | 0         | 28         | 14.0        | 15         |
| Allen            | 2-2      | 57         | 8-13          | .615        | 0-2          | .000        | 4-6          | .667        | 1         | 5         | 6         | 5         | 4-0         | 7         | 4         | 0         | 20         | 10.0        | 12         |
| Pondexter        | 1-0      | 19         | 2-6           | .333        | 2-3          | .667        | 2-2          | 1.000       | 0         | 1         | 1         | 0         | 2-0         | 0         | 2         | 0         | 8          | 8.0         | 8          |
| Davis            | 2-0      | 32         | 5-11          | .455        | 0-0          | ---         | 5-6          | .833        | 5         | 5         | 10        | 1         | 4-0         | 0         | 2         | 3         | 15         | 7.5         | 11         |
| Miller           | 2-0      | 41         | 5-9           | .556        | 3-6          | .500        | 0-0          | ---         | 1         | 7         | 8         | 2         | 2-0         | 0         | 3         | 0         | 13         | 6.5         | 8          |
| Prince           | 2-2      | 52         | 6-14          | .429        | 0-0          | ---         | 1-2          | .500        | 1         | 6         | 7         | 4         | 1-0         | 0         | 2         | 0         | 13         | 6.5         | 9          |
| Koufos           | 2-1      | 48         | 4-12          | .333        | 0-0          | ---         | 2-5          | .400        | 2         | 13        | 15        | 3         | 6-0         | 1         | 1         | 4         | 10         | 5.0         | 7          |
| Calathes         | 1-0      | 15         | 1-1           | 1.000       | 0-0          | ---         | 2-2          | 1.000       | 0         | 0         | 0         | 7         | 2-0         | 0         | 1         | 0         | 4          | 4.0         | 4          |
| Leuer            | 1-0      | 7          | 1-2           | .500        | 0-1          | .000        | 2-2          | 1.000       | 0         | 0         | 0         | 1         | 1-0         | 0         | 0         | 0         | 4          | 4.0         | 4          |
| Udrih (TOT)      | 2-0      | 22         | 3-8           | .375        | 1-3          | .333        | 0-0          | ---         | 0         | 1         | 1         | 1         | 2-0         | 1         | 2         | 0         | 7          | 3.5         | 5          |
| Morris (TOT)     | 1-0      | 0          | 0-0           | ---         | 0-0          | ---         | 0-0          | ---         | 0         | 0         | 0         | 0         | 0-0         | 0         | 0         | 0         | 0          | 0.0         | 0          |
| <b>GRIZZLIES</b> | <b>2</b> | <b>480</b> | <b>72-154</b> | <b>.468</b> | <b>8-24</b>  | <b>.333</b> | <b>43-53</b> | <b>.811</b> | <b>18</b> | <b>59</b> | <b>77</b> | <b>47</b> | <b>37-0</b> | <b>13</b> | <b>27</b> | <b>8</b>  | <b>195</b> | <b>97.5</b> | <b>100</b> |
| <b>CELTICS</b>   | <b>2</b> | <b>480</b> | <b>71-159</b> | <b>.447</b> | <b>14-40</b> | <b>.350</b> | <b>25-31</b> | <b>.806</b> | <b>21</b> | <b>57</b> | <b>78</b> | <b>28</b> | <b>41-0</b> | <b>10</b> | <b>36</b> | <b>13</b> | <b>181</b> | <b>90.5</b> | <b>95</b>  |



## CELTICS VS. GRIZZLIES GAME-BY-GAME RESULTS

| Date       | H/A | W/L | Celtics | Opp |
|------------|-----|-----|---------|-----|
| 12/30/95   | A   | L   | 95      | 103 |
| 1/31/96    | H   | W   | 131     | 98  |
| 2/2/97     | H   | L   | 92      | 102 |
| 2/14/97    | A   | L   | 106     | 109 |
| 1/15/98    | H   | W   | 97      | 93  |
| 2/18/98    | A   | W   | 114     | 105 |
| 2/17/99*** | A   | W   | 131     | 129 |
| 1/10/00    | H   | L   | 103     | 112 |
| 2/24/00    | A   | W   | 101     | 77  |
| 11/26/00   | H   | L   | 87      | 98  |
| 2/13/01    | A   | L   | 98      | 99  |
| 12/23/01   | H   | W   | 85      | 80  |
| 3/15/02    | A   | W   | 103     | 97  |
| 10/31/03   | A   | W   | 93      | 91  |
| 12/1/03    | H   | L   | 89      | 96  |
| 12/29/04   | A   | L   | 109     | 117 |
| 2/16/05    | H   | W   | 90      | 88  |
| 11/9/05    | H   | W   | 99      | 98  |
| 3/14/06    | A   | L   | 76      | 93  |
| 12/6/06    | H   | L   | 96      | 98  |
| 1/5/07     | A   | W   | 128     | 119 |
| 1/4/08     | H   | W   | 100     | 96  |
| 3/8/08     | A   | W   | 119     | 89  |
| 3/13/09    | H   | W   | 102     | 92  |
| 3/21/09    | A   | W   | 105     | 87  |
| 12/14/09   | A   | W   | 110     | 105 |
| 3/10/10    | H   | L   | 91      | 111 |
| 11/13/10*  | A   | W   | 116     | 110 |
| 3/23/11    | H   | L   | 87      | 90  |
| 2/5/12     | H   | W   | 98      | 80  |
| 1/2/13     | H   | L   | 83      | 93  |
| 3/23/13    | A   | L   | 106     | 110 |
| 11/4/13    | A   | L   | 88      | 95  |
| 11/27/13   | H   | L   | 93      | 100 |

\* Overtime  
\*\* Double-overtime  
\*\*\* Triple-overtime

GRIZZLIES: Vancouver Grizzlies 1995-2000; Memphis Grizzlies 2000-present.

## ALL-TIME SERIES

Boston leads 18-16 (Celtics are 8-9 at home)

**CURRENT STREAK:** Four Grizzlies Wins

**LARGEST CELTICS WIN:** 33 points; 131-98 on 01/31/96 @ Boston

**LARGEST GRIZZLIES WIN:** 20 points; 111-91 on 03/10/10 @ Boston





## CELTICS VS. HEAT GAME-BY-GAME RESULTS

| Date      | H/A | W/L | Celtics | Opp | Date       | H/A | W/L | Celtics | Opp |
|-----------|-----|-----|---------|-----|------------|-----|-----|---------|-----|
| 11/15/88  | A   | W   | 84      | 65  | 1/20/04    | A   | W   | 86      | 84  |
| 1/29/89   | H   | W   | 121     | 103 | 4/7/04     | A   | L   | 101     | 104 |
| 1/13/90   | A   | W   | 105     | 96  | 4/12/04    | H   | L   | 77      | 84  |
| 1/24/90   | H   | W   | 116     | 95  | 11/28/04   | A   | L   | 104     | 106 |
| 3/2/90    | A   | W   | 122     | 110 | 12/21/04   | A   | L   | 100     | 108 |
| 4/7/90    | A   | W   | 115     | 105 | 4/15/05    | H   | W   | 101     | 99  |
| 4/12/90   | H   | W   | 159     | 118 | 2/6/06     | A   | L   | 98      | 114 |
| 11/26/90  | H   | W   | 118     | 101 | 3/1/06     | H   | L   | 96      | 103 |
| 12/15/90  | A   | W   | 114     | 100 | 3/16/06    | A   | L   | 104     | 107 |
| 3/6/91    | H   | W   | 126     | 117 | 4/19/06    | H   | W   | 85      | 78  |
| 3/28/91   | A   | L   | 88      | 90  | 2/7/07     | H   | L   | 79      | 91  |
| 4/12/91   | H   | W   | 119     | 109 | 4/6/07     | H   | L   | 85      | 88  |
| 11/5/91   | A   | W   | 93      | 89  | 4/16/07    | A   | W   | 91      | 89  |
| 12/4/91   | H   | W   | 124     | 97  | 11/16/07   | H   | W   | 92      | 91  |
| 12/21/91  | A   | L   | 101     | 112 | 11/30/07   | A   | W   | 95      | 85  |
| 3/10/92   | A   | L   | 101     | 108 | 1/29/08    | A   | W   | 117     | 87  |
| 4/19/92   | H   | W   | 109     | 93  | 3/30/08    | H   | W   | 88      | 62  |
| 11/10/92  | A   | L   | 106     | 110 | 1/21/09    | A   | W   | 98      | 83  |
| 12/4/92   | H   | W   | 114     | 104 | 3/11/09    | A   | L   | 99      | 107 |
| 3/24/93   | H   | W   | 115     | 109 | 3/18/09*   | H   | W   | 112     | 108 |
| 4/17/93   | A   | W   | 103     | 100 | 4/10/09    | H   | W   | 105     | 98  |
| 11/26/93  | H   | L   | 93      | 101 | 11/29/09   | A   | W   | 92      | 85  |
| 12/11/93  | A   | L   | 80      | 111 | 1/6/10     | A   | W   | 112     | 106 |
| 1/26/94   | H   | W   | 103     | 98  | 2/3/10     | H   | W   | 107     | 102 |
| 3/7/94    | A   | W   | 112     | 104 | 10/26/10   | H   | W   | 88      | 80  |
| 3/13/94   | H   | L   | 87      | 106 | 11/11/10   | A   | W   | 112     | 107 |
| 11/18/94  | A   | W   | 115     | 111 | 2/13/11    | H   | W   | 85      | 82  |
| 1/4/95    | H   | W   | 117     | 113 | 4/10/11    | A   | L   | 77      | 100 |
| 1/18/95   | A   | L   | 93      | 121 | 12/27/11   | A   | L   | 107     | 115 |
| 3/28/95   | A   | W   | 126     | 115 | 4/1/12     | H   | W   | 91      | 72  |
| 3/31/95   | H   | W   | 100     | 99  | 4/10/12    | A   | W   | 115     | 107 |
| 12/4/95** | H   | W   | 121     | 120 | 4/24/12    | H   | W   | 78      | 66  |
| 12/6/95   | A   | W   | 105     | 101 | 10/30/12   | A   | L   | 107     | 120 |
| 2/3/96    | A   | W   | 100     | 99  | 01/27/13** | H   | W   | 100     | 98  |
| 3/24/96   | H   | L   | 95      | 111 | 03/18/13   | H   | L   | 103     | 105 |
| 11/30/96  | A   | L   | 77      | 78  | 04/12/13   | A   | L   | 101     | 109 |
| 1/16/97   | H   | L   | 94      | 102 | 11/9/13    | A   | W   | 111     | 110 |
| 1/29/97   | A   | L   | 83      | 103 | 1/21/14    | A   | L   | 86      | 93  |
| 2/5/97    | H   | L   | 117     | 118 | 3/19/14    | H   | W   | 101     | 96  |
| 11/5/97   | H   | L   | 74      | 90  |            |     |     |         |     |
| 12/5/97   | A   | L   | 97      | 117 |            |     |     |         |     |
| 3/25/98   | H   | L   | 91      | 105 |            |     |     |         |     |
| 3/31/98   | A   | L   | 95      | 121 |            |     |     |         |     |
| 2/9/99    | A   | W   | 108     | 101 |            |     |     |         |     |
| 4/16/99   | H   | W   | 82      | 81  |            |     |     |         |     |
| 4/29/99   | A   | W   | 107     | 96  |            |     |     |         |     |
| 11/20/99  | A   | L   | 92      | 110 |            |     |     |         |     |
| 12/3/99   | H   | W   | 96      | 84  |            |     |     |         |     |
| 1/25/00   | A   | L   | 89      | 115 |            |     |     |         |     |
| 2/2/00    | H   | L   | 103     | 105 |            |     |     |         |     |
| 1/6/01    | A   | L   | 86      | 112 |            |     |     |         |     |
| 1/10/01   | H   | W   | 88      | 76  |            |     |     |         |     |
| 4/3/01    | A   | W   | 82      | 77  |            |     |     |         |     |
| 4/11/01   | H   | L   | 97      | 102 |            |     |     |         |     |
| 11/27/01  | A   | W   | 84      | 83  |            |     |     |         |     |
| 1/4/02    | H   | L   | 66      | 89  |            |     |     |         |     |
| 3/25/02   | A   | W   | 87      | 82  |            |     |     |         |     |
| 4/10/02   | H   | W   | 70      | 65  |            |     |     |         |     |
| 12/18/02  | H   | L   | 81      | 91  |            |     |     |         |     |
| 12/27/02  | A   | L   | 70      | 90  |            |     |     |         |     |
| 4/2/03    | H   | W   | 90      | 62  |            |     |     |         |     |
| 4/13/03   | A   | W   | 94      | 86  |            |     |     |         |     |
| 10/29/03  | H   | W   | 98      | 75  |            |     |     |         |     |

\* Overtime  
\*\* Double-overtime

## ALL-TIME SERIES

Boston leads 61-41 (Celtics are 33-16 at home)

**CURRENT STREAK:** One Celtics Win

**LARGEST CELTICS WIN:** 30 points; 117-87 on 01/29/08 @ Miami

**LARGEST HEAT WIN:** 31 points; 111-80 on 12/11/93 @ Miami







## MINNESOTA TIMBERWOLVES

Target Center (19,356)

600 First Avenue North, Minneapolis, MN 55403

612-673-1600 • fax 612-673-8385

## 2013-14 RESULTS

Series Split 1-1 (Celtics were 1-0 at TD Garden)

11/16/13 Boston 88 at Minnesota 106

12/16/13 Minnesota 97 at Boston 101

## 2014-15 MATCHUPS

12/19/14 Minnesota at Boston

01/28/15 Boston at Minnesota

## DIRECTORY

**HEAD COACH:** ..... Flip Saunders  
**ASSISTANT COACHES:** ..... Sam Mitchell, Sid Lowe, Ryan Saunders, David Adelman  
**ATHLETIC TRAINER:** ..... Gregg Farnam  
**PUBLIC AND MEDIA RELATIONS:** ..... Brad Ruiters, Aaron Seehusen, Dan Bell, Alex King, Kylie Crull  
**CABLE TELEVISION:** ..... Fox Sports North. Broadcasters: Dave Benz, Jim Petersen  
**RADIO:** ..... WCCO (830AM). Broadcaster: Alan Horton

## 2013-2014 SEASON SERIES (1-1) BOSTON VS. MINNESOTA

| PLAYER              | G-GS     | MIN        | FG-FGA        | PCT         | 3FG-FGA      | PCT         | FT-FTA       | PCT         | OFF       | DEF       | TOT        | AST       | PF-DQ       | STL       | TO        | BLK       | PTS        | AVG          | HI         |
|---------------------|----------|------------|---------------|-------------|--------------|-------------|--------------|-------------|-----------|-----------|------------|-----------|-------------|-----------|-----------|-----------|------------|--------------|------------|
| Bradley             | 2-2      | 69         | 21-40         | .525        | 2-9          | .222        | 2-2          | 1.000       | 3         | 5         | 8          | 2         | 6-0         | 1         | 4         | 0         | 46         | 23.0         | 27         |
| Bayless (TOT)       | 1-0      | 27         | 4-9           | .444        | 0-2          | .000        | 6-8          | .750        | 0         | 4         | 4          | 3         | 2-0         | 0         | 0         | 0         | 14         | 14.0         | 14         |
| Sullinger           | 2-1      | 50         | 8-20          | .400        | 1-4          | .250        | 10-13        | .769        | 6         | 9         | 15         | 6         | 6-0         | 0         | 2         | 0         | 27         | 13.5         | 24         |
| Crawford            | 2-2      | 63         | 10-28         | .357        | 3-7          | .429        | 2-2          | 1.000       | 1         | 6         | 7          | 9         | 4-0         | 2         | 6         | 0         | 25         | 12.5         | 15         |
| Brooks              | 1-0      | 18         | 3-7           | .429        | 0-1          | .000        | 2-2          | 1.000       | 0         | 3         | 3          | 1         | 2-0         | 0         | 1         | 0         | 8          | 8.0          | 8          |
| Bass                | 2-2      | 44         | 6-15          | .400        | 0-0          | ---         | 3-4          | .750        | 2         | 8         | 10         | 1         | 8-0         | 1         | 4         | 1         | 15         | 7.5          | 15         |
| Faverani            | 2-1      | 38         | 6-11          | .545        | 2-5          | .400        | 1-2          | .500        | 6         | 13        | 19         | 1         | 5-0         | 3         | 2         | 5         | 15         | 7.5          | 9          |
| Olynyk              | 2-0      | 28         | 4-8           | .500        | 2-3          | .667        | 5-6          | .833        | 3         | 3         | 6          | 2         | 5-0         | 0         | 5         | 1         | 15         | 7.5          | 9          |
| Humphries           | 2-0      | 32         | 5-7           | .714        | 0-0          | ---         | 2-2          | 1.000       | 2         | 8         | 10         | 2         | 4-0         | 1         | 0         | 0         | 12         | 6.0          | 8          |
| Green               | 2-2      | 61         | 3-17          | .176        | 1-6          | .167        | 3-3          | 1.000       | 2         | 10        | 12         | 3         | 2-0         | 0         | 7         | 4         | 10         | 5.0          | 8          |
| Lee                 | 1-0      | 15         | 1-4           | .250        | 0-1          | .000        | 2-2          | 1.000       | 1         | 0         | 1          | 3         | 0-0         | 0         | 1         | 0         | 4          | 4.0          | 4          |
| Pressey             | 2-0      | 28         | 3-8           | .375        | 0-1          | .000        | 0-0          | ---         | 1         | 2         | 3          | 2         | 2-0         | 1         | 0         | 0         | 6          | 3.0          | 4          |
| Wallace             | 2-0      | 34         | 2-7           | .286        | 1-2          | .500        | 1-3          | .333        | 2         | 4         | 6          | 1         | 2-0         | 0         | 1         | 0         | 6          | 3.0          | 4          |
| Gomes (TOT)         | 1-0      | 6          | 0-1           | .000        | 0-0          | ---         | 0-0          | ---         | 0         | 1         | 1          | 1         | 0-0         | 0         | 0         | 0         | 0          | 0.0          | 0          |
| <b>CELTICS</b>      | <b>2</b> | <b>480</b> | <b>72-172</b> | <b>.419</b> | <b>12-39</b> | <b>.308</b> | <b>33-41</b> | <b>.805</b> | <b>29</b> | <b>71</b> | <b>100</b> | <b>33</b> | <b>46-0</b> | <b>9</b>  | <b>35</b> | <b>11</b> | <b>189</b> | <b>94.5</b>  | <b>101</b> |
| <b>TIMBERWOLVES</b> | <b>2</b> | <b>480</b> | <b>77-192</b> | <b>.401</b> | <b>15-52</b> | <b>.288</b> | <b>34-48</b> | <b>.708</b> | <b>35</b> | <b>66</b> | <b>101</b> | <b>41</b> | <b>37-0</b> | <b>19</b> | <b>20</b> | <b>3</b>  | <b>203</b> | <b>101.5</b> | <b>106</b> |

## 2013-2014 SEASON SERIES (1-1) MINNESOTA VS. BOSTON

| PLAYER              | G-GS     | MIN        | FG-FGA        | PCT         | 3FG-FGA      | PCT         | FT-FTA       | PCT         | OFF       | DEF       | TOT        | AST       | PF-DQ       | STL       | TO        | BLK       | PTS        | AVG          | HI         |
|---------------------|----------|------------|---------------|-------------|--------------|-------------|--------------|-------------|-----------|-----------|------------|-----------|-------------|-----------|-----------|-----------|------------|--------------|------------|
| Love                | 2-2      | 69         | 16-41         | .390        | 4-15         | .267        | 14-18        | .778        | 7         | 19        | 26         | 3         | 5-0         | 2         | 8         | 0         | 50         | 25.0         | 27         |
| Martin              | 1-1      | 34         | 6-18          | .333        | 1-7          | .143        | 7-8          | .875        | 1         | 5         | 6          | 0         | 2-0         | 2         | 2         | 0         | 20         | 20.0         | 20         |
| Pekovic             | 2-2      | 56         | 14-25         | .560        | 0-0          | ---         | 5-9          | .556        | 12        | 7         | 19         | 1         | 4-0         | 2         | 1         | 0         | 33         | 16.5         | 24         |
| Cunningham          | 2-0      | 49         | 11-16         | .688        | 0-0          | ---         | 2-2          | 1.000       | 5         | 5         | 10         | 5         | 4-0         | 5         | 0         | 1         | 24         | 12.0         | 12         |
| Barea               | 2-0      | 47         | 10-25         | .400        | 3-8          | .375        | 0-0          | ---         | 1         | 1         | 2          | 14        | 1-0         | 0         | 2         | 0         | 23         | 11.5         | 13         |
| Mbah a Moute (TO    | 1-0      | 29         | 4-4           | 1.000       | 1-1          | 1.000       | 0-0          | ---         | 0         | 6         | 6          | 2         | 1-0         | 1         | 1         | 0         | 9          | 9.0          | 9          |
| Mbah a Moute (MIN   | 1-0      | 29         | 4-4           | 1.000       | 1-1          | 1.000       | 0-0          | ---         | 0         | 6         | 6          | 2         | 1-0         | 1         | 1         | 0         | 9          | 9.0          | 9          |
| Hummel              | 2-1      | 40         | 4-11          | .364        | 2-6          | .333        | 0-0          | ---         | 3         | 6         | 9          | 1         | 5-0         | 0         | 0         | 1         | 10         | 5.0          | 8          |
| Shved               | 2-0      | 33         | 3-11          | .273        | 2-6          | .333        | 2-4          | .500        | 1         | 3         | 4          | 2         | 1-0         | 0         | 0         | 0         | 10         | 5.0          | 10         |
| Rubio               | 2-2      | 53         | 3-17          | .176        | 1-4          | .250        | 2-4          | .500        | 3         | 8         | 11         | 10        | 7-0         | 3         | 2         | 0         | 9          | 4.5          | 6          |
| Brewer              | 2-2      | 49         | 3-16          | .188        | 0-4          | .000        | 2-2          | 1.000       | 1         | 3         | 4          | 2         | 3-0         | 2         | 3         | 1         | 8          | 4.0          | 4          |
| Price               | 1-0      | 3          | 1-2           | .500        | 0-1          | .000        | 0-0          | ---         | 0         | 1         | 1          | 0         | 0-0         | 0         | 0         | 0         | 3          | 3.0          | 3          |
| Dieng               | 2-0      | 16         | 2-4           | .500        | 0-0          | ---         | 0-1          | .000        | 1         | 2         | 3          | 0         | 4-0         | 2         | 1         | 0         | 4          | 2.0          | 4          |
| Williams            | 1-0      | 3          | 0-2           | .000        | 0-0          | ---         | 0-0          | ---         | 0         | 0         | 0          | 1         | 0-0         | 0         | 0         | 0         | 0          | 0.0          | 0          |
| <b>TIMBERWOLVES</b> | <b>2</b> | <b>480</b> | <b>77-192</b> | <b>.401</b> | <b>15-52</b> | <b>.288</b> | <b>34-48</b> | <b>.708</b> | <b>35</b> | <b>66</b> | <b>101</b> | <b>41</b> | <b>37-0</b> | <b>19</b> | <b>20</b> | <b>3</b>  | <b>203</b> | <b>101.5</b> | <b>106</b> |
| <b>CELTICS</b>      | <b>2</b> | <b>480</b> | <b>72-172</b> | <b>.419</b> | <b>12-39</b> | <b>.308</b> | <b>33-41</b> | <b>.805</b> | <b>29</b> | <b>71</b> | <b>100</b> | <b>33</b> | <b>46-0</b> | <b>9</b>  | <b>35</b> | <b>11</b> | <b>189</b> | <b>94.5</b>  | <b>101</b> |



## CELTICS VS. TIMBERWOLVES GAME-BY-GAME RESULTS

| Date       | H/A | W/L | Celtics | Opp |
|------------|-----|-----|---------|-----|
| 11/17/89   | H   | W   | 116     | 99  |
| 2/2/90     | A   | L   | 105     | 116 |
| 1/28/91    | A   | W   | 108     | 87  |
| 2/27/91    | H   | W   | 116     | 111 |
| 1/4/92     | A   | L   | 96      | 100 |
| 1/10/92    | H   | L   | 94      | 104 |
| 11/6/92    | H   | W   | 113     | 92  |
| 12/15/92** | A   | W   | 124     | 119 |
| 1/8/94     | A   | L   | 90      | 108 |
| 4/8/94     | H   | W   | 112     | 108 |
| 11/12/94   | A   | W   | 114     | 101 |
| 2/5/95     | H   | W   | 115     | 82  |
| 12/22/95   | H   | W   | 114     | 113 |
| 3/27/96    | A   | W   | 121     | 116 |
| 1/5/97     | H   | L   | 84      | 94  |
| 3/16/97    | A   | L   | 101     | 119 |
| 1/2/98     | H   | W   | 93      | 89  |
| 1/21/98    | A   | L   | 95      | 104 |
| 3/24/99    | H   | L   | 68      | 87  |
| 1/13/00    | A   | L   | 85      | 103 |
| 3/22/00    | H   | L   | 106     | 109 |
| 12/1/00    | H   | L   | 98      | 102 |
| 1/15/01    | A   | W   | 107     | 102 |
| 2/1/02*    | H   | L   | 95      | 98  |
| 4/15/02    | A   | W   | 93      | 90  |
| 11/9/02    | A   | W   | 105     | 99  |
| 12/20/02   | H   | W   | 108     | 99  |
| 12/15/03   | H   | L   | 95      | 116 |
| 3/7/04     | A   | W   | 80      | 77  |
| 2/6/05     | A   | W   | 103     | 100 |
| 3/6/05     | H   | L   | 97      | 99  |
| 1/18/06    | H   | W   | 103     | 96  |
| 1/30/06    | A   | L   | 85      | 110 |
| 2/11/07    | A   | L   | 107     | 109 |
| 3/4/07**   | H   | W   | 124     | 117 |
| 1/25/08    | H   | W   | 87      | 86  |
| 2/8/08     | A   | W   | 88      | 86  |
| 11/21/08   | A   | W   | 95      | 78  |
| 2/1/09     | H   | W   | 109     | 101 |
| 11/4/09    | A   | W   | 92      | 90  |
| 12/20/09   | H   | W   | 122     | 104 |
| 1/5/11     | H   | W   | 96      | 93  |
| 3/27/11    | A   | W   | 85      | 82  |
| 3/30/12    | A   | W   | 100     | 79  |
| 12/05/12   | H   | W   | 104     | 94  |
| 04/01/13   | A   | L   | 100     | 110 |
| 11/16/13   | A   | L   | 88      | 106 |
| 12/16/13   | H   | W   | 101     | 97  |

\* Overtime  
\*\* Double-overtime

## ALL-TIME SERIES

Boston leads 30-18 (Celtics are 16-8 at home)

**CURRENT STREAK:** One Celtics Win

**LARGEST CELTICS WIN:** 33 points; 115-82 on 02/05/95 @ Boston

**LARGEST TIMBERWOLVES WIN:** 25 points; 110-85 on 01/30/06 @ Minnesota



## NEW ORLEANS PELICANS

Smoothie King Center (17,188)

5800 Airline Drive

Metairie, LA 70003

504-593-4700 • fax 504-593-4702

## 2013-14 RESULTS

New Orleans won 2-0 (Celtics were 0-1 at TD Garden)

01/03/14 New Orleans 95 at Boston 92

03/16/14 Boston 120 at New Orleans 121

## 2014-15 MATCHUPS

01/12/15 New Orleans at Boston

03/06/15 Boston at New Orleans

## DIRECTORY

**HEAD COACH:** ..... Monty Williams

**ASSISTANT COACHES:** ..... Randy Ayers, Dave Hanners, Bryan Gates, Fred Vinson, Kevin Hanson

**ATHLETIC TRAINER:** ..... Duane Brooks

**PUBLIC AND MEDIA RELATIONS:** ..... Greg Bensel, Matt Ryan

**BROADCAST TELEVISION:** ..... Fox Sports New Orleans. Broadcasters: Joel Meyers, David Wesley, Jen Hale

**RADIO:** ..... WWL (105.3FM). Broadcasters: Sean Kelley, John DeShazier

## 2013-2014 SEASON SERIES (0-2) BOSTON VS. NEW ORLEANS

| PLAYER          | G-GS     | MIN        | FG-FGA        | PCT         | 3FG-FGA      | PCT         | FT-FTA       | PCT         | OFF       | DEF       | TOT       | AST       | PF-DQ       | STL       | TO        | BLK       | PTS        | AVG          | HI         |
|-----------------|----------|------------|---------------|-------------|--------------|-------------|--------------|-------------|-----------|-----------|-----------|-----------|-------------|-----------|-----------|-----------|------------|--------------|------------|
| Green           | 2-2      | 70         | 17-35         | .486        | 6-14         | .429        | 15-18        | .833        | 0         | 8         | 8         | 3         | 7-0         | 0         | 3         | 2         | 55         | 27.5         | 39         |
| Bradley         | 2-1      | 62         | 12-24         | .500        | 4-7          | .571        | 6-6          | 1.000       | 1         | 5         | 6         | 2         | 0-0         | 2         | 2         | 1         | 34         | 17.0         | 22         |
| Sullinger       | 2-1      | 60         | 9-30          | .300        | 2-10         | .200        | 7-7          | 1.000       | 12        | 8         | 20        | 6         | 9-0         | 2         | 7         | 3         | 27         | 13.5         | 14         |
| Bass            | 2-2      | 58         | 11-21         | .524        | 0-0          | ---         | 1-1          | 1.000       | 10        | 6         | 16        | 1         | 5-0         | 0         | 3         | 2         | 23         | 11.5         | 16         |
| Humphries       | 2-1      | 59         | 8-19          | .421        | 0-0          | ---         | 7-10         | .700        | 11        | 13        | 24        | 6         | 6-0         | 1         | 1         | 4         | 23         | 11.5         | 16         |
| Johnson         | 1-0      | 13         | 3-4           | .750        | 2-3          | .667        | 0-0          | ---         | 0         | 0         | 0         | 0         | 0-0         | 0         | 0         | 0         | 8          | 8.0          | 8          |
| Olynyk          | 2-0      | 24         | 4-6           | .667        | 1-1          | 1.000       | 3-4          | .750        | 0         | 2         | 2         | 1         | 6-0         | 2         | 3         | 1         | 12         | 6.0          | 9          |
| Rondo           | 1-1      | 45         | 3-14          | .214        | 0-4          | .000        | 0-2          | .000        | 0         | 8         | 8         | 14        | 3-0         | 1         | 2         | 0         | 6          | 6.0          | 6          |
| Bayless (TOT)   | 3-1      | 61         | 6-15          | .400        | 4-7          | .571        | 0-0          | ---         | 1         | 6         | 7         | 6         | 6-0         | 3         | 5         | 0         | 16         | 5.3          | 7          |
| Bayless (BOS)   | 1-1      | 26         | 2-4           | .500        | 2-3          | .667        | 0-0          | ---         | 0         | 4         | 4         | 3         | 2-0         | 1         | 2         | 0         | 6          | 6.0          | 6          |
| Crawford        | 1-1      | 37         | 2-14          | .143        | 0-6          | .000        | 1-1          | 1.000       | 0         | 4         | 4         | 11        | 3-0         | 1         | 2         | 0         | 5          | 5.0          | 5          |
| Wallace         | 1-0      | 18         | 2-3           | .667        | 0-0          | ---         | 1-2          | .500        | 0         | 1         | 1         | 1         | 1-0         | 0         | 0         | 0         | 5          | 5.0          | 5          |
| Lee             | 1-0      | 14         | 1-8           | .125        | 1-5          | .200        | 0-0          | ---         | 1         | 1         | 2         | 1         | 2-0         | 1         | 0         | 0         | 3          | 3.0          | 3          |
| Pressey         | 2-0      | 19         | 2-4           | .500        | 1-2          | .500        | 0-0          | ---         | 0         | 3         | 3         | 6         | 3-0         | 1         | 0         | 0         | 5          | 2.5          | 3          |
| Anthony (TOT)   | 1-0      | 2          | 0-0           | ---         | 0-0          | ---         | 0-0          | ---         | 0         | 1         | 1         | 0         | 0-0         | 0         | 0         | 0         | 0          | 0.0          | 0          |
| Gomes (TOT)     | 1-0      | 5          | 0-0           | ---         | 0-0          | ---         | 0-0          | ---         | 0         | 1         | 1         | 0         | 0-0         | 0         | 0         | 0         | 0          | 0.0          | 0          |
| <b>CELTICS</b>  | <b>2</b> | <b>505</b> | <b>76-186</b> | <b>.409</b> | <b>19-55</b> | <b>.345</b> | <b>41-51</b> | <b>.804</b> | <b>35</b> | <b>63</b> | <b>98</b> | <b>55</b> | <b>47-0</b> | <b>12</b> | <b>27</b> | <b>13</b> | <b>212</b> | <b>106.0</b> | <b>120</b> |
| <b>PELICANS</b> | <b>2</b> | <b>505</b> | <b>85-171</b> | <b>.497</b> | <b>5-21</b>  | <b>.238</b> | <b>41-50</b> | <b>.820</b> | <b>24</b> | <b>65</b> | <b>89</b> | <b>48</b> | <b>36-0</b> | <b>11</b> | <b>27</b> | <b>13</b> | <b>216</b> | <b>108.0</b> | <b>121</b> |

## 2013-2014 SEASON SERIES (2-0) NEW ORLEANS VS. BOSTON

| PLAYER          | G-GS     | MIN        | FG-FGA        | PCT         | 3FG-FGA      | PCT         | FT-FTA       | PCT         | OFF       | DEF       | TOT       | AST       | PF-DQ       | STL       | TO        | BLK       | PTS        | AVG          | HI         |
|-----------------|----------|------------|---------------|-------------|--------------|-------------|--------------|-------------|-----------|-----------|-----------|-----------|-------------|-----------|-----------|-----------|------------|--------------|------------|
| Davis           | 2-2      | 86         | 25-34         | .676        | 0-0          | ---         | 17-20        | .850        | 8         | 22        | 30        | 5         | 4-0         | 2         | 2         | 6         | 65         | 31.5         | 40         |
| Evans           | 2-1      | 67         | 19-34         | .559        | 1-2          | .500        | 3-4          | .750        | 3         | 9         | 12        | 10        | 5-0         | 4         | 8         | 0         | 42         | 21.0         | 26         |
| Gordon          | 2-2      | 73         | 9-23          | .391        | 1-6          | .167        | 12-12        | 1.000       | 2         | 6         | 8         | 11        | 3-0         | 1         | 4         | 1         | 31         | 15.5         | 19         |
| Anderson        | 1-0      | 25         | 5-11          | .455        | 1-3          | .333        | 2-3          | .667        | 3         | 4         | 7         | 0         | 2-0         | 0         | 1         | 0         | 13         | 13.0         | 13         |
| Roberts         | 2-1      | 47         | 7-18          | .389        | 1-5          | .200        | 7-7          | 1.000       | 1         | 4         | 5         | 8         | 3-0         | 2         | 3         | 0         | 22         | 11.0         | 11         |
| Rivers          | 1-0      | 21         | 4-10          | .400        | 1-3          | .333        | 0-1          | .000        | 1         | 1         | 2         | 3         | 2-0         | 1         | 2         | 0         | 9          | 9.0          | 9          |
| Stiemsma        | 2-1      | 48         | 9-10          | .900        | 0-0          | ---         | 0-1          | .000        | 2         | 4         | 6         | 0         | 6-0         | 0         | 0         | 3         | 18         | 9.0          | 12         |
| Aminu           | 2-1      | 45         | 5-13          | .385        | 0-1          | .000        | 0-0          | ---         | 0         | 9         | 9         | 1         | 3-0         | 0         | 1         | 0         | 10         | 5.0          | 6          |
| Holiday         | 1-1      | 33         | 2-11          | .182        | 0-1          | .000        | 0-0          | ---         | 1         | 3         | 4         | 5         | 1-0         | 1         | 4         | 0         | 4          | 4.0          | 4          |
| Morrow          | 1-0      | 6          | 1-3           | .333        | 0-0          | ---         | 0-0          | ---         | 0         | 0         | 0         | 1         | 0-0         | 0         | 1         | 0         | 2          | 2.0          | 2          |
| Wither          | 1-0      | 29         | 1-2           | .500        | 0-0          | ---         | 0-2          | .000        | 2         | 3         | 5         | 3         | 2-0         | 0         | 1         | 3         | 2          | 2.0          | 2          |
| Ajijica         | 1-1      | 12         | 0-2           | .000        | 0-0          | ---         | 0-0          | ---         | 1         | 0         | 1         | 1         | 4-0         | 0         | 0         | 0         | 0          | 0.0          | 0          |
| Miller          | 1-0      | 13         | 0-0           | ---         | 0-0          | ---         | 0-0          | ---         | 0         | 0         | 0         | 0         | 1-0         | 0         | 0         | 0         | 0          | 0.0          | 0          |
| Taylor (TOT)    | 1-0      | 1          | 0-0           | ---         | 0-0          | ---         | 0-0          | ---         | 0         | 0         | 0         | 0         | 0-0         | 0         | 0         | 0         | 0          | 0.0          | 0          |
| <b>PELICANS</b> | <b>2</b> | <b>505</b> | <b>85-171</b> | <b>.497</b> | <b>5-21</b>  | <b>.238</b> | <b>41-50</b> | <b>.820</b> | <b>24</b> | <b>65</b> | <b>89</b> | <b>48</b> | <b>36-0</b> | <b>11</b> | <b>27</b> | <b>13</b> | <b>216</b> | <b>108.0</b> | <b>121</b> |
| <b>CELTICS</b>  | <b>2</b> | <b>505</b> | <b>76-186</b> | <b>.409</b> | <b>19-55</b> | <b>.345</b> | <b>41-51</b> | <b>.804</b> | <b>35</b> | <b>63</b> | <b>98</b> | <b>55</b> | <b>47-0</b> | <b>12</b> | <b>27</b> | <b>13</b> | <b>212</b> | <b>106.0</b> | <b>120</b> |



## CELTICS VS. PELICANS GAME-BY-GAME RESULTS

| Date     | H/A | W/L | Celtics | Opp |
|----------|-----|-----|---------|-----|
| 12/1/02  | H   | W   | 95      | 86  |
| 1/8/03   | A   | W   | 93      | 83  |
| 2/3/03   | A   | L   | 96      | 103 |
| 3/12/03  | H   | W   | 93      | 65  |
| 11/1/03  | A   | L   | 90      | 97  |
| 11/19/03 | H   | L   | 73      | 81  |
| 12/31/03 | H   | L   | 94      | 96  |
| 4/9/04   | A   | L   | 80      | 89  |
| 1/3/05   | H   | W   | 108     | 90  |
| 3/19/05  | A   | W   | 113     | 100 |
| 12/7/05  | A   | W   | 101     | 87  |
| 1/23/06  | H   | W   | 91      | 78  |
| 11/1/06  | H   | L   | 87      | 91  |
| 3/19/07  | A   | L   | 88      | 106 |
| 3/22/08  | A   | L   | 106     | 113 |
| 3/28/08  | H   | W   | 112     | 92  |
| 12/12/08 | H   | W   | 94      | 82  |
| 2/11/09  | A   | W   | 89      | 77  |
| 11/1/09  | H   | W   | 97      | 87  |
| 2/10/10  | A   | L   | 85      | 93  |
| 12/31/10 | H   | L   | 81      | 83  |
| 3/19/11  | A   | W   | 89      | 85  |
| 12/28/11 | A   | L   | 78      | 97  |
| 1/16/13  | H   | L   | 78      | 90  |
| 3/20/13  | A   | L   | 86      | 87  |
| 1/3/14   | H   | L   | 92      | 95  |
| 3/16/14* | A   | L   | 120     | 121 |

\* Overtime  
\*\* Double-overtime

**HORNETS:** New Orleans Hornets 2002-2004; New Orleans/Oklahoma City Hornets 2005-2007; New Orleans Hornets 2007-13; New Orleans Pelicans 2013-Present.

## ALL-TIME SERIES

Boston trails 12-15 (Celtics are 7-6 at home)

**CURRENT STREAK:** Five Pelicans Wins

**LARGEST CELTICS WIN:** 28 points; 93-65 on 03/12/03 @ Boston

**LARGEST PELICANS WIN:** 19 points; 97-78 on 12/28/11 @ New Orleans







**OKLAHOMA CITY THUNDER**

Chesapeake Energy Arena (18,203)

Leadership Square, 211 North Robinson, Suite 300

Oklahoma City, OK 73102

405-208-4800

**2013-14 RESULTS**

Oklahoma City won 2-0 (Celtics were 0-1 at TD Garden)

01/05/14 Boston 96 at Oklahoma City 119

01/24/14 Oklahoma City 101 at Boston 83

**2014-15 MATCHUPS**

11/12/14 Oklahoma City at Boston

03/18/15 Boston at Oklahoma City

**DIRECTORY**

**HEAD COACH:** ..... Scott Brooks

**ASSISTANT COACHES:** ..... Mark Bryant, Rex Kalamian, Robert Pack, Darko Rajakovic, Mike Terpstra

**ATHLETIC TRAINER:** ..... Joe Sharpe

**PUBLIC AND MEDIA RELATIONS:** ..... Matt Tumbleson, Michael Ravina, John Read

**BROADCAST TELEVISION:** ..... Fox Sports Oklahoma. Broadcasters: Brian Davis, Lesley McCaslin

**RADIO:** ..... WWLS 98.1 FM/640 AM. Broadcaster: Matt Pinto

**SPANISH RADIO:** ..... WKY 930AM. Broadcaster: Eleno Ornales

**2013-2014 SEASON SERIES (0-2) BOSTON VS. OKLAHOMA CITY**

| PLAYER         | G-GS     | MIN        | FG-FGA        | PCT         | 3FG-FGA      | PCT         | FT-FTA       | PCT         | OFF       | DEF       | TOT       | AST       | PF-DQ       | STL       | TO        | BLK      | PTS        | AVG          | HI         |
|----------------|----------|------------|---------------|-------------|--------------|-------------|--------------|-------------|-----------|-----------|-----------|-----------|-------------|-----------|-----------|----------|------------|--------------|------------|
| Bradley        | 1-1      | 32         | 7-16          | .438        | 2-4          | .500        | 3-4          | .750        | 1         | 4         | 5         | 1         | 4-0         | 0         | 2         | 0        | 19         | 19.0         | 19         |
| Green          | 2-2      | 65         | 15-32         | .469        | 4-13         | .308        | 1-2          | .500        | 0         | 3         | 3         | 3         | 1-0         | 2         | 3         | 1        | 35         | 17.5         | 19         |
| Crawford       | 1-1      | 32         | 6-14          | .429        | 3-7          | .429        | 2-4          | .500        | 0         | 2         | 2         | 7         | 2-0         | 1         | 2         | 0        | 17         | 17.0         | 17         |
| Bayless (TOT)  | 1-0      | 20         | 5-10          | .500        | 0-2          | .000        | 1-2          | .500        | 0         | 0         | 0         | 0         | 3-0         | 0         | 0         | 0        | 11         | 11.0         | 11         |
| Humphries      | 2-1      | 41         | 8-13          | .615        | 0-0          | ---         | 6-6          | 1.000       | 2         | 5         | 7         | 2         | 2-0         | 0         | 1         | 3        | 22         | 11.0         | 14         |
| Johnson        | 1-0      | 24         | 3-7           | .429        | 0-3          | .000        | 2-2          | 1.000       | 1         | 3         | 4         | 1         | 4-0         | 0         | 0         | 0        | 8          | 8.0          | 8          |
| Bass           | 2-1      | 46         | 6-12          | .500        | 0-0          | ---         | 3-3          | 1.000       | 3         | 6         | 9         | 0         | 5-0         | 1         | 2         | 0        | 15         | 7.5          | 11         |
| Sullinger      | 2-2      | 43         | 6-21          | .286        | 0-5          | .000        | 3-6          | .500        | 7         | 5         | 12        | 6         | 7-1         | 0         | 3         | 0        | 15         | 7.5          | 9          |
| Wallace        | 2-1      | 52         | 4-8           | .500        | 1-5          | .200        | 5-10         | .500        | 1         | 4         | 5         | 6         | 3-0         | 5         | 6         | 0        | 14         | 7.0          | 13         |
| Pressey        | 2-0      | 39         | 3-8           | .375        | 3-6          | .500        | 3-4          | .750        | 1         | 1         | 2         | 8         | 2-0         | 2         | 4         | 0        | 12         | 6.0          | 9          |
| Olynyk         | 2-0      | 41         | 5-11          | .455        | 1-3          | .333        | 0-0          | ---         | 5         | 6         | 11        | 2         | 7-0         | 0         | 3         | 2        | 11         | 5.5          | 7          |
| Rondo          | 1-1      | 22         | 2-7           | .286        | 1-2          | .500        | 0-0          | ---         | 0         | 2         | 2         | 8         | 0-0         | 0         | 3         | 0        | 5          | 5.0          | 5          |
| Bogans         | 1-0      | 14         | 1-1           | 1.000       | 1-1          | 1.000       | 0-0          | ---         | 0         | 1         | 1         | 2         | 1-0         | 0         | 0         | 0        | 3          | 3.0          | 3          |
| Blue           | 1-0      | 7          | 0-0           | ---         | 0-0          | ---         | 1-2          | .500        | 0         | 0         | 0         | 0         | 0-0         | 0         | 0         | 0        | 1          | 1.0          | 1          |
| Faverani       | 2-0      | 17         | 1-3           | .333        | 0-1          | .000        | 0-0          | ---         | 1         | 4         | 5         | 1         | 0-0         | 1         | 1         | 0        | 2          | 1.0          | 2          |
| Anthony (TOT)  | 1-0      | 3          | 0-2           | .000        | 0-0          | ---         | 0-0          | ---         | 1         | 0         | 1         | 0         | 0-0         | 0         | 1         | 0        | 0          | 0.0          | 0          |
| Anthony (BOS)  | 1-0      | 3          | 0-2           | .000        | 0-0          | ---         | 0-0          | ---         | 1         | 0         | 1         | 0         | 0-0         | 0         | 1         | 0        | 0          | 0.0          | 0          |
| <b>CELTICS</b> | <b>2</b> | <b>480</b> | <b>67-155</b> | <b>.432</b> | <b>16-50</b> | <b>.320</b> | <b>29-43</b> | <b>.674</b> | <b>23</b> | <b>46</b> | <b>69</b> | <b>47</b> | <b>38-1</b> | <b>12</b> | <b>33</b> | <b>6</b> | <b>179</b> | <b>89.5</b>  | <b>96</b>  |
| <b>THUNDER</b> | <b>2</b> | <b>480</b> | <b>86-163</b> | <b>.528</b> | <b>14-32</b> | <b>.438</b> | <b>34-44</b> | <b>.773</b> | <b>24</b> | <b>64</b> | <b>88</b> | <b>52</b> | <b>34-0</b> | <b>18</b> | <b>25</b> | <b>7</b> | <b>220</b> | <b>110.0</b> | <b>119</b> |

**2013-2014 SEASON SERIES (2-0) OKLAHOMA CITY VS. BOSTON**

| PLAYER         | G-GS     | MIN        | FG-FGA        | PCT         | 3FG-FGA      | PCT         | FT-FTA       | PCT         | OFF       | DEF       | TOT       | AST       | PF-DQ       | STL       | TO        | BLK      | PTS        | AVG          | HI         |
|----------------|----------|------------|---------------|-------------|--------------|-------------|--------------|-------------|-----------|-----------|-----------|-----------|-------------|-----------|-----------|----------|------------|--------------|------------|
| Durant         | 1-1      | 27         | 6-13          | .462        | 0-1          | .000        | 9-10         | .900        | 0         | 7         | 7         | 8         | 2-0         | 3         | 0         | 0        | 21         | 21.0         | 21         |
| Jackson        | 2-2      | 59         | 14-26         | .538        | 4-6          | .667        | 9-12         | .750        | 0         | 6         | 6         | 10        | 0-0         | 2         | 6         | 0        | 41         | 20.5         | 27         |
| Ibaka          | 2-2      | 63         | 17-26         | .654        | 1-2          | .500        | 3-4          | .750        | 7         | 11        | 18        | 5         | 5-0         | 0         | 1         | 2        | 38         | 19.0         | 21         |
| Lamb           | 2-0      | 53         | 14-27         | .519        | 4-9          | .444        | 0-0          | ---         | 1         | 8         | 9         | 10        | 4-0         | 2         | 2         | 0        | 32         | 16.0         | 19         |
| Perkins        | 2-2      | 49         | 7-14          | .500        | 0-0          | ---         | 4-6          | .667        | 5         | 10        | 15        | 3         | 3-0         | 1         | 3         | 1        | 18         | 9.0          | 12         |
| Butler (TOT)   | 1-1      | 27         | 2-8           | .250        | 2-4          | .500        | 2-2          | 1.000       | 2         | 4         | 6         | 1         | 1-0         | 1         | 0         | 0        | 8          | 8.0          | 8          |
| Jones          | 2-1      | 53         | 6-11          | .545        | 0-2          | .000        | 4-4          | 1.000       | 0         | 6         | 6         | 4         | 5-0         | 5         | 0         | 1        | 16         | 8.0          | 10         |
| Sefolosha      | 2-2      | 51         | 7-14          | .500        | 2-6          | .333        | 0-0          | ---         | 2         | 3         | 5         | 0         | 2-0         | 1         | 3         | 1        | 16         | 8.0          | 13         |
| Fisher         | 2-0      | 35         | 5-8           | .625        | 3-5          | .600        | 2-2          | 1.000       | 0         | 4         | 4         | 5         | 2-0         | 1         | 6         | 0        | 15         | 7.5          | 8          |
| Collison       | 2-0      | 42         | 6-11          | .545        | 0-1          | .000        | 2-4          | .500        | 3         | 2         | 5         | 5         | 2-0         | 0         | 1         | 0        | 14         | 7.0          | 8          |
| Roberson       | 2-0      | 15         | 2-5           | .400        | 0-0          | ---         | 0-0          | ---         | 2         | 4         | 2         | 3         | 3-0         | 5         | 0         | 1        | 4          | 2.0          | 2          |
| Adams          | 2-0      | 24         | 1-6           | .167        | 0-0          | ---         | 1-2          | .500        | 3         | 3         | 6         | 0         | 3-0         | 0         | 1         | 1        | 3          | 1.5          | 3          |
| Thabest        | 2-0      | 7          | 1-1           | 1.000       | 0-0          | ---         | 0-0          | ---         | 1         | 2         | 3         | 0         | 2-0         | 0         | 1         | 0        | 2          | 1.0          | 2          |
| Ivey           | 1-0      | 3          | 0-1           | .000        | 0-0          | ---         | 0-0          | ---         | 0         | 0         | 0         | 0         | 1-0         | 0         | 0         | 0        | 0          | 0.0          | 0          |
| <b>THUNDER</b> | <b>2</b> | <b>480</b> | <b>86-163</b> | <b>.528</b> | <b>14-32</b> | <b>.438</b> | <b>34-44</b> | <b>.773</b> | <b>24</b> | <b>64</b> | <b>88</b> | <b>52</b> | <b>34-0</b> | <b>18</b> | <b>25</b> | <b>7</b> | <b>220</b> | <b>110.0</b> | <b>119</b> |
| <b>CELTICS</b> | <b>2</b> | <b>480</b> | <b>67-155</b> | <b>.432</b> | <b>16-50</b> | <b>.320</b> | <b>29-43</b> | <b>.674</b> | <b>23</b> | <b>46</b> | <b>69</b> | <b>47</b> | <b>38-1</b> | <b>12</b> | <b>33</b> | <b>6</b> | <b>179</b> | <b>89.5</b>  | <b>96</b>  |



# CELTICS VS. THUNDER GAME-BY-GAME RESULTS

| Date      | H/A | W/L | Celtics | Opp | Date     | H/A | W/L | Celtics | Opp |
|-----------|-----|-----|---------|-----|----------|-----|-----|---------|-----|
| 11/14/67  | N   | W   | 114     | 111 | 3/9/83   | H   | L   | 106     | 112 |
| 11/23/67  | N   | L   | 106     | 133 | 2/17/84  | A   | W   | 111     | 100 |
| 12/19/67  | A   | W   | 118     | 114 | 3/4/84   | H   | W   | 117     | 93  |
| 1/5/68    | A   | W   | 128     | 121 | 1/23/85  | H   | L   | 97      | 107 |
| 1/10/68   | H   | W   | 123     | 110 | 2/14/85  | A   | W   | 110     | 94  |
| 2/24/68   | N   | W   | 141     | 137 | 2/2/86   | H   | W   | 114     | 101 |
| 3/11/68   | A   | W   | 119     | 112 | 2/13/86  | A   | W   | 107     | 98  |
| 11/8/68   | H   | L   | 112     | 114 | 12/30/86 | A   | W   | 104     | 102 |
| 11/20/68  | A   | W   | 132     | 92  | 3/20/87  | H   | W   | 112     | 108 |
| 1/6/69    | A   | W   | 121     | 97  | 11/27/87 | H   | W   | 117     | 112 |
| 1/18/69   | H   | W   | 111     | 97  | 12/30/87 | A   | L   | 105     | 111 |
| 1/29/69*  | N   | L   | 122     | 124 | 2/5/89   | H   | L   | 87      | 89  |
| 2/23/69   | A   | L   | 116     | 118 | 2/21/89  | A   | L   | 91      | 96  |
| 11/23/69  | A   | W   | 125     | 116 | 12/13/89 | H   | W   | 109     | 97  |
| 12/26/69  | A   | W   | 122     | 112 | 12/29/89 | A   | W   | 96      | 89  |
| 1/13/70   | N   | W   | 111     | 102 | 12/3/90  | H   | W   | 135     | 102 |
| 2/6/70    | H   | W   | 127     | 117 | 2/12/91  | A   | W   | 114     | 111 |
| 2/20/70   | A   | W   | 127     | 125 | 12/13/91 | H   | W   | 117     | 97  |
| 3/20/70   | H   | L   | 119     | 123 | 12/27/91 | A   | W   | 110     | 87  |
| 10/17/70  | A   | L   | 114     | 126 | 12/11/92 | H   | L   | 90      | 100 |
| 11/6/70   | H   | W   | 116     | 104 | 12/29/92 | A   | L   | 87      | 111 |
| 12/9/70   | H   | W   | 136     | 121 | 2/2/94   | H   | L   | 84      | 97  |
| 12/26/70  | A   | L   | 117     | 124 | 2/25/94  | A   | L   | 102     | 115 |
| 1/6/71    | H   | W   | 137     | 112 | 11/16/94 | H   | W   | 120     | 93  |
| 11/13/71  | A   | L   | 112     | 116 | 3/14/95  | A   | L   | 93      | 113 |
| 12/15/71  | H   | W   | 112     | 100 | 12/29/95 | A   | L   | 85      | 124 |
| 1/9/72    | A   | L   | 119     | 125 | 3/1/96   | H   | L   | 96      | 106 |
| 2/6/72    | H   | W   | 128     | 123 | 11/22/96 | H   | L   | 91      | 118 |
| 2/16/72   | A   | L   | 112     | 113 | 2/17/97  | A   | L   | 108     | 113 |
| 11/29/72  | H   | W   | 120     | 98  | 1/9/98   | H   | L   | 92      | 111 |
| 12/17/72  | A   | W   | 123     | 98  | 2/20/98  | A   | W   | 106     | 96  |
| 1/19/73   | H   | W   | 124     | 104 | 1/21/00  | H   | W   | 111     | 86  |
| 2/18/73   | A   | W   | 106     | 105 | 2/19/00  | A   | L   | 91      | 94  |
| 11/14/73  | H   | W   | 120     | 107 | 2/15/01  | A   | W   | 108     | 88  |
| 12/23/73  | A   | W   | 96      | 95  | 2/26/01  | H   | W   | 85      | 82  |
| 1/23/74   | H   | L   | 97      | 98  | 11/9/01  | H   | W   | 104     | 94  |
| 2/13/74   | A   | L   | 100     | 118 | 2/16/02  | A   | L   | 79      | 99  |
| 11/27/74  | H   | W   | 104     | 99  | 2/5/03   | H   | W   | 114     | 74  |
| 12/29/74  | A   | W   | 121     | 101 | 2/11/03  | A   | W   | 82      | 76  |
| 2/19/75   | A   | L   | 95      | 121 | 12/10/03 | H   | W   | 126     | 112 |
| 3/2/75    | H   | L   | 97      | 104 | 2/22/04  | A   | L   | 87      | 108 |
| 11/26/75  | H   | L   | 109     | 110 | 11/21/04 | H   | W   | 102     | 83  |
| 1/21/76   | A   | W   | 108     | 98  | 12/11/04 | A   | W   | 98      | 84  |
| 2/18/76   | A   | L   | 99      | 124 | 11/16/05 | H   | L   | 100     | 113 |
| 2/21/76   | H   | W   | 122     | 118 | 12/26/05 | A   | L   | 111     | 118 |
| 12/1/76   | H   | W   | 107     | 103 | 12/31/06 | A   | L   | 95      | 101 |
| 1/5/77    | A   | L   | 93      | 94  | 3/9/07   | H   | W   | 118     | 103 |
| 2/25/77   | A   | W   | 112     | 92  | 12/27/07 | A   | W   | 104     | 96  |
| 3/9/77    | H   | L   | 86      | 114 | 3/12/08  | H   | W   | 111     | 82  |
| 12/2/77   | H   | L   | 89      | 111 | 11/5/08  | A   | W   | 96      | 83  |
| 12/22/77  | A   | L   | 99      | 132 | 3/29/09  | H   | W   | 103     | 84  |
| 1/22/78   | H   | L   | 92      | 103 | 12/4/09  | A   | W   | 105     | 87  |
| 3/26/78   | A   | L   | 101     | 112 | 3/31/10  | H   | L   | 104     | 109 |
| 12/1/78   | H   | W   | 87      | 80  | 11/7/10  | A   | W   | 92      | 83  |
| 1/3/79    | A   | L   | 116     | 123 | 11/19/10 | H   | L   | 84      | 89  |
| 2/7/79    | H   | W   | 107     | 100 | 1/16/12  | H   | L   | 88      | 97  |
| 3/22/79   | A   | L   | 110     | 112 | 2/22/12  | A   | L   | 104     | 119 |
| 1/20/80** | H   | L   | 106     | 108 | 11/23/12 | H   | W   | 108     | 100 |
| 2/17/80   | A   | L   | 108     | 109 | 3/10/13  | A   | L   | 79      | 91  |
| 1/25/81   | H   | W   | 115     | 106 | 1/5/14   | A   | L   | 96      | 119 |
| 2/10/81*  | A   | L   | 107     | 108 | 1/24/14  | H   | L   | 83      | 101 |
| 1/22/82   | H   | L   | 106     | 118 |          |     |     |         |     |
| 2/21/82   | A   | L   | 100     | 103 |          |     |     |         |     |
| 2/16/83   | A   | W   | 108     | 100 |          |     |     |         |     |

\* Overtime  
\*\* Double-overtime

**THUNDER:** Seattle Supersonics 1967-2008; Oklahoma City 2008-present.

## ALL-TIME SERIES

Boston leads 68-57 (Celtics are 35-23 at home)

**CURRENT STREAK:** Three Thunder Wins

**LARGEST CELTICS WIN:** 47 points; 139-92 on 11/20/68 @ Seattle

**LARGEST THUNDER WIN:** 39 points; 124-85 on 12/29/95 @ Seattle



**ORLANDO MAGIC**

Amway Center (18,846)

8701 Maitland Summit Boulevard, Orlando, FL 32810

407-916-2400 • fax 407-916-2830

**2013-14 RESULTS**

Boston won 3-1 (Celtics were 2-0 at TD Garden)

11/08/13 Boston 91 at Orlando 89  
11/11/13 Orlando 105 at Boston 120  
01/19/14 Boston 91 at Orlando 93  
02/02/14 Orlando 89 at Boston 96

**2014-15 MATCHUPS**

12/17/14 Orlando at Boston  
12/23/14 Boston at Orlando  
03/08/15 Boston at Orlando  
03/13/15 Orlando at Boston

**DIRECTORY**

**HEAD COACH:** ..... Jacque Vaughn  
**ASSISTANT COACHES:** ..... James Borrego, Wes Unseld Jr., Brett Gunning  
**ATHLETIC TRAINER:** ..... Keon Weise  
**PUBLIC AND MEDIA RELATIONS:** ..... Joel Glass, George Galante, Trish Wingerson, Melanie Curtsinger  
**BROADCAST TELEVISION:** ..... Fox Sports Florida, Sun Sports. Broadcasters: David Steele, Jeff Turner  
**RADIO:** ..... ESPN 580 Orlando (580 AM). Broadcasters: Dennis Neumann, Richie Aduabato  
**SPANISH RADIO:** ..... ElOrlandoMagic.com. Broadcaster: Joey Colon

**2013-2014 SEASON SERIES (3-1) BOSTON VS. ORLANDO**

| PLAYER         | G-GS     | MIN        | FG-FGA         | PCT         | 3FG-FGA      | PCT         | FT-FTA        | PCT         | OFF       | DEF        | TOT        | AST       | PF-DQ       | STL       | TO        | BLK       | PTS        | AVG         | HI         |
|----------------|----------|------------|----------------|-------------|--------------|-------------|---------------|-------------|-----------|------------|------------|-----------|-------------|-----------|-----------|-----------|------------|-------------|------------|
| Bradley        | 4-4      | 128        | 28-61          | .459        | 1-8          | .125        | 16-18         | .889        | 4         | 8          | 12         | 3         | 10-0        | 8         | 7         | 1         | 73         | 18.3        | 24         |
| Crawford       | 2-2      | 63         | 12-25          | .480        | 0-3          | .000        | 5-5           | 1.000       | 2         | 6          | 8          | 15        | 4-0         | 2         | 2         | 0         | 29         | 14.5        | 16         |
| Green          | 4-4      | 132        | 16-47          | .340        | 3-12         | .250        | 21-24         | .875        | 2         | 9          | 11         | 12        | 9-0         | 4         | 7         | 2         | 56         | 14.0        | 22         |
| Sullinger      | 4-2      | 115        | 22-40          | .550        | 2-7          | .286        | 8-10          | .800        | 10        | 21         | 31         | 8         | 9-0         | 2         | 4         | 6         | 54         | 13.5        | 21         |
| Lee            | 2-0      | 36         | 10-17          | .588        | 1-1          | 1.000       | 4-5           | .800        | 3         | 3          | 6          | 0         | 3-0         | 3         | 0         | 2         | 25         | 12.5        | 13         |
| Rondo          | 2-2      | 48         | 12-21          | .571        | 1-3          | .333        | 0-0           | ---         | 1         | 11         | 12         | 14        | 4-0         | 4         | 7         | 0         | 25         | 12.5        | 19         |
| Bass           | 4-3      | 122        | 22-48          | .458        | 0-0          | ---         | 5-5           | 1.000       | 11        | 14         | 25         | 5         | 12-0        | 0         | 1         | 4         | 49         | 12.3        | 19         |
| Olynyk         | 4-1      | 73         | 14-28          | .500        | 3-5          | .600        | 3-4           | .750        | 7         | 13         | 20         | 7         | 16-0        | 2         | 6         | 1         | 34         | 8.5         | 16         |
| Bayless (TOT)  | 3-1      | 59         | 9-21           | .429        | 3-5          | .600        | 0-0           | ---         | 1         | 5          | 6          | 7         | 2-0         | 2         | 1         | 1         | 21         | 7.0         | 11         |
| Bayless (BOS)  | 2-0      | 30         | 5-11           | .455        | 0-0          | ---         | 0-0           | ---         | 1         | 4          | 5          | 3         | 1-0         | 1         | 1         | 0         | 10         | 5.0         | 6          |
| Humphries      | 3-1      | 43         | 9-19           | .474        | 0-0          | ---         | 2-2           | 1.000       | 6         | 9          | 15         | 0         | 5-0         | 0         | 3         | 2         | 20         | 6.7         | 18         |
| Faverani       | 2-1      | 31         | 3-8            | .375        | 1-4          | .250        | 0-0           | ---         | 3         | 7          | 10         | 1         | 2-0         | 1         | 1         | 2         | 7          | 3.5         | 4          |
| Johnson        | 1-0      | 19         | 1-3            | .333        | 1-2          | .500        | 0-0           | ---         | 2         | 1          | 3          | 0         | 1-0         | 0         | 1         | 0         | 3          | 3.0         | 3          |
| Pressey        | 4-0      | 62         | 4-19           | .211        | 1-5          | .200        | 1-2           | .500        | 0         | 7          | 7          | 10        | 5-0         | 5         | 6         | 0         | 10         | 2.5         | 7          |
| Wallace        | 3-0      | 58         | 1-5            | .200        | 0-3          | .000        | 1-2           | .500        | 0         | 11         | 11         | 9         | 5-0         | 4         | 4         | 0         | 3          | 1.0         | 2          |
| Anthony (TOT)  | 1-0      | 2          | 0-1            | .000        | 0-0          | ---         | 0-0           | ---         | 0         | 0          | 0          | 0         | 0-0         | 0         | 0         | 0         | 0          | 0.0         | 0          |
| <b>CELTICS</b> | <b>4</b> | <b>960</b> | <b>159-352</b> | <b>.452</b> | <b>14-53</b> | <b>.264</b> | <b>66-77</b>  | <b>.857</b> | <b>52</b> | <b>124</b> | <b>176</b> | <b>87</b> | <b>86-0</b> | <b>36</b> | <b>52</b> | <b>20</b> | <b>398</b> | <b>99.5</b> | <b>120</b> |
| <b>MAGIC</b>   | <b>4</b> | <b>960</b> | <b>135-319</b> | <b>.423</b> | <b>20-67</b> | <b>.299</b> | <b>86-110</b> | <b>.782</b> | <b>54</b> | <b>127</b> | <b>181</b> | <b>84</b> | <b>73-0</b> | <b>26</b> | <b>70</b> | <b>17</b> | <b>376</b> | <b>94.0</b> | <b>105</b> |

**2013-2014 SEASON SERIES (1-3) ORLANDO VS. BOSTON**

| PLAYER         | G-GS     | MIN        | FG-FGA         | PCT         | 3FG-FGA      | PCT         | FT-FTA        | PCT         | OFF       | DEF        | TOT        | AST       | PF-DQ       | STL       | TO        | BLK       | PTS        | AVG         | HI         |
|----------------|----------|------------|----------------|-------------|--------------|-------------|---------------|-------------|-----------|------------|------------|-----------|-------------|-----------|-----------|-----------|------------|-------------|------------|
| Afflalo        | 4-4      | 152        | 27-55          | .491        | 7-16         | .438        | 18-24         | .750        | 3         | 22         | 25         | 18        | 10-0        | 0         | 13        | 0         | 79         | 19.8        | 23         |
| Davis          | 2-2      | 69         | 14-28          | .500        | 1-1          | 1.000       | 3-3           | 1.000       | 4         | 6          | 10         | 2         | 2-0         | 3         | 1         | 1         | 32         | 16.0        | 17         |
| Harris         | 2-2      | 64         | 11-22          | .500        | 1-5          | .200        | 8-12          | .667        | 4         | 8          | 12         | 2         | 6-0         | 0         | 2         | 1         | 31         | 15.5        | 18         |
| Vucevic        | 3-3      | 95         | 19-37          | .514        | 0-0          | ---         | 5-7           | .714        | 14        | 20         | 34         | 6         | 6-0         | 3         | 8         | 2         | 43         | 14.3        | 15         |
| Nelson         | 3-3      | 100        | 10-35          | .286        | 5-19         | .263        | 13-14         | .929        | 2         | 11         | 13         | 22        | 5-0         | 1         | 15        | 0         | 38         | 12.7        | 16         |
| Oladipo        | 4-2      | 127        | 15-53          | .283        | 2-12         | .167        | 15-17         | .882        | 2         | 12         | 14         | 12        | 9-0         | 6         | 10        | 2         | 47         | 11.8        | 17         |
| Maxiell        | 2-2      | 58         | 8-15           | .533        | 0-0          | ---         | 3-7           | .429        | 3         | 3          | 6          | 4         | 7-0         | 1         | 2         | 2         | 19         | 9.5         | 10         |
| Harkless       | 3-2      | 79         | 7-19           | .368        | 3-5          | .600        | 8-11          | .727        | 9         | 8          | 17         | 5         | 3-0         | 3         | 3         | 1         | 25         | 8.3         | 12         |
| Moore          | 4-0      | 76         | 9-21           | .429        | 1-6          | .167        | 4-4           | 1.000       | 0         | 6          | 6          | 5         | 7-0         | 4         | 4         | 1         | 23         | 5.8         | 11         |
| O'Quinn        | 4-0      | 81         | 7-17           | .412        | 0-0          | ---         | 7-9           | .778        | 9         | 17         | 26         | 7         | 9-0         | 4         | 6         | 3         | 21         | 5.3         | 10         |
| Nicholson      | 3-0      | 43         | 6-14           | .429        | 0-2          | .000        | 2-2           | 1.000       | 4         | 11         | 15         | 0         | 8-0         | 1         | 4         | 4         | 14         | 4.7         | 8          |
| Dedmon (TOT)   | 1-0      | 15         | 2-3            | .667        | 0-0          | ---         | 0-0           | ---         | 0         | 4          | 4          | 0         | 3-0         | 0         | 1         | 1         | 4          | 4.0         | 4          |
| Lamb           | 1-0      | 14         | 1-2            | .500        | 0-1          | .000        | 0-0           | ---         | 0         | 2          | 2          | 0         | 1-0         | 0         | 1         | 0         | 2          | 2.0         | 2          |
| Price          | 1-0      | 3          | 1-1            | 1.000       | 0-0          | ---         | 0-0           | ---         | 0         | 1          | 1          | 1         | 0-0         | 0         | 0         | 0         | 2          | 2.0         | 2          |
| <b>MAGIC</b>   | <b>4</b> | <b>960</b> | <b>135-319</b> | <b>.423</b> | <b>20-67</b> | <b>.299</b> | <b>86-110</b> | <b>.782</b> | <b>54</b> | <b>127</b> | <b>181</b> | <b>84</b> | <b>73-0</b> | <b>26</b> | <b>70</b> | <b>17</b> | <b>376</b> | <b>94.0</b> | <b>105</b> |
| <b>CELTICS</b> | <b>4</b> | <b>960</b> | <b>159-352</b> | <b>.452</b> | <b>14-53</b> | <b>.264</b> | <b>66-77</b>  | <b>.857</b> | <b>52</b> | <b>124</b> | <b>176</b> | <b>87</b> | <b>86-0</b> | <b>36</b> | <b>52</b> | <b>20</b> | <b>398</b> | <b>99.5</b> | <b>120</b> |



## CELTICS VS. MAGIC GAME-BY-GAME RESULTS

| Date      | H/A | W/L | Celtics | Opp | Date      | H/A | W/L | Celtics | Opp |
|-----------|-----|-----|---------|-----|-----------|-----|-----|---------|-----|
| 1/17/90   | A   | W   | 133     | 111 | 11/28/05  | H   | L   | 83      | 87  |
| 3/16/90   | A   | W   | 130     | 127 | 2/4/06    | A   | L   | 91      | 100 |
| 4/01/90   | H   | W   | 133     | 125 | 2/12/06   | H   | W   | 102     | 94  |
| 4/18/90   | H   | W   | 133     | 112 | 3/17/06   | A   | L   | 77      | 84  |
| 1/30/91   | H   | W   | 144     | 102 | 11/13/06  | H   | L   | 89      | 92  |
| 4/6/91    | A   | L   | 98      | 102 | 1/7/07    | A   | L   | 79      | 87  |
| 11/27/91  | H   | W   | 101     | 92  | 3/28/07** | H   | W   | 105     | 96  |
| 12/17/91  | A   | W   | 105     | 98  | 4/15/07   | A   | L   | 86      | 88  |
| 1/22/92   | H   | W   | 107     | 95  | 11/18/07  | A   | L   | 102     | 104 |
| 3/4/92    | H   | W   | 125     | 100 | 12/23/07  | H   | W   | 103     | 91  |
| 3/8/92    | A   | W   | 111     | 93  | 1/27/08   | A   | L   | 93      | 96  |
| 12/8/92   | A   | W   | 117     | 102 | 12/1/08   | H   | W   | 107     | 88  |
| 1/15/93   | H   | L   | 94      | 113 | 1/22/09   | A   | W   | 90      | 80  |
| 1/29/93*  | A   | W   | 116     | 105 | 3/8/09    | H   | L   | 79      | 86  |
| 4/18/93   | A   | L   | 79      | 88  | 3/25/09   | A   | L   | 82      | 84  |
| 4/21/93   | H   | W   | 126     | 98  | 11/20/09  | H   | L   | 78      | 83  |
| 11/19/93  | H   | W   | 115     | 106 | 12/25/09  | A   | W   | 86      | 77  |
| 12/10/93  | A   | L   | 102     | 117 | 1/28/10   | A   | L   | 94      | 96  |
| 2/15/94   | A   | L   | 92      | 102 | 2/7/10    | H   | L   | 89      | 96  |
| 4/15/94*  | H   | W   | 113     | 110 | 12/25/10  | A   | L   | 78      | 86  |
| 11/25/94  | H   | W   | 124     | 118 | 1/17/11   | H   | W   | 109     | 106 |
| 1/24/95   | A   | L   | 97      | 110 | 2/6/11    | H   | W   | 91      | 80  |
| 2/23/95   | H   | W   | 119     | 117 | 1/23/12   | H   | W   | 87      | 56  |
| 2/24/95   | A   | L   | 103     | 129 | 1/26/12   | A   | W   | 91      | 83  |
| 4/13/95   | H   | W   | 119     | 114 | 4/18/12   | H   | W   | 102     | 98  |
| 11/10/95  | H   | L   | 94      | 110 | 11/25/12* | A   | W   | 116     | 110 |
| 1/30/96   | A   | L   | 99      | 104 | 2/1/13    | H   | W   | 97      | 84  |
| 3/20/96   | H   | L   | 90      | 112 | 4/13/13   | A   | W   | 120     | 88  |
| 4/4/96    | A   | W   | 100     | 98  | 11/8/13   | A   | W   | 91      | 89  |
| 1/24/97*  | H   | L   | 117     | 121 | 11/11/13  | H   | W   | 120     | 105 |
| 2/6/97    | A   | L   | 111     | 119 | 1/19/14   | A   | L   | 91      | 93  |
| 3/21/97   | H   | L   | 99      | 104 | 2/2/14    | H   | W   | 96      | 89  |
| 4/12/97   | A   | L   | 98      | 121 |           |     |     |         |     |
| 11/2/97   | H   | L   | 96      | 107 |           |     |     |         |     |
| 1/10/98   | A   | L   | 82      | 90  |           |     |     |         |     |
| 4/1/98    | A   | W   | 98      | 87  |           |     |     |         |     |
| 4/10/98*  | H   | W   | 82      | 80  |           |     |     |         |     |
| 2/8/99    | A   | L   | 90      | 107 |           |     |     |         |     |
| 2/24/99   | H   | W   | 111     | 79  |           |     |     |         |     |
| 4/05/99   | A   | L   | 99      | 106 |           |     |     |         |     |
| 1/26/00   | A   | L   | 89      | 111 |           |     |     |         |     |
| 3/5/00    | H   | W   | 97      | 91  |           |     |     |         |     |
| 3/28/00   | A   | L   | 87      | 122 |           |     |     |         |     |
| 4/12/00   | H   | W   | 95      | 91  |           |     |     |         |     |
| 11/24/00* | H   | W   | 103     | 98  |           |     |     |         |     |
| 12/5/00   | A   | L   | 98      | 101 |           |     |     |         |     |
| 12/30/00  | H   | L   | 90      | 95  |           |     |     |         |     |
| 4/4/01    | A   | L   | 101     | 108 |           |     |     |         |     |
| 11/29/01  | A   | W   | 99      | 89  |           |     |     |         |     |
| 1/2/02    | H   | W   | 110     | 94  |           |     |     |         |     |
| 1/7/02    | A   | L   | 87      | 98  |           |     |     |         |     |
| 3/6/02    | H   | W   | 130     | 110 |           |     |     |         |     |
| 12/2/02   | A   | W   | 102     | 97  |           |     |     |         |     |
| 12/9/02*  | A   | W   | 114     | 109 |           |     |     |         |     |
| 12/28/02  | A   | L   | 95      | 101 |           |     |     |         |     |
| 1/26/03   | H   | W   | 91      | 83  |           |     |     |         |     |
| 4/12/03   | A   | L   | 86      | 89  |           |     |     |         |     |
| 11/26/03  | A   | W   | 94      | 92  |           |     |     |         |     |
| 1/7/04    | H   | W   | 101     | 93  |           |     |     |         |     |
| 1/16/04*  | A   | L   | 118     | 124 |           |     |     |         |     |
| 3/1/04    | H   | W   | 117     | 96  |           |     |     |         |     |
| 11/29/04  | A   | W   | 117     | 101 |           |     |     |         |     |
| 1/10/05   | H   | W   | 119     | 101 |           |     |     |         |     |
| 2/4/05    | H   | W   | 112     | 100 |           |     |     |         |     |

\* Overtime

\*\* Double-overtime

## ALL-TIME SERIES

Boston leads 54-42 (Celtics are 36-12 at home)

CURRENT STREAK: One Celtics Win

LARGEST CELTICS WIN: 42 points; 144-102 on 01/30/91 @ Boston

LARGEST MAGIC WIN: 35 points; 122-87 on 03/28/00 @ Orlando



**PHILADELPHIA 76ERS**

Wells Fargo Center (20,318)  
3601 South Broad Street, Philadelphia, PA 19148  
215-339-7600 • fax 215-339-7632

**2013-14 RESULTS**

Philadelphia won 3-1 (Celtics were 0-2 at TD Garden)

01/29/14 Philadelphia 95 at Boston 94  
02/05/14 Boston 114 at Philadelphia 108  
04/04/14 Philadelphia 111 at Boston 102  
04/14/14 Boston 108 at Philadelphia 113

**2014-15 MATCHUPS**

11/19/14 Boston at Philadelphia  
12/15/14 Boston at Philadelphia  
02/06/15 Philadelphia at Boston  
03/16/15 Philadelphia at Boston

**DIRECTORY**

**HEAD COACH:** ..... Brett Brown  
**ASSISTANT COACHES:** ..... Chad Iske, Lloyd Pierce, Vance Wahlberg  
**ATHLETIC TRAINER:** ..... Kevin N. Johnson  
**PUBLIC AND MEDIA RELATIONS:** ..... Mike Preston, Sean McCloskey, Rebecca Timms, Harvey Pollack  
**CABLE TELEVISION:** ..... Comcast SportsNet. Broadcasters: Marc Zumoff, Eric Snow  
**RADIO:** ..... WIP (610AM). Broadcaster: Tom McGinnis

**2013-2014 SEASON SERIES (2-2) BOSTON VS. PHILADELPHIA**

| PLAYER         | G-GS     | MIN        | FG-FGA         | PCT         | 3FG-FGA      | PCT         | FT-FTA        | PCT         | OFF       | DEF        | TOT        | AST       | PF-DQ       | STL       | TO        | BLK       | PTS        | AVG          | HI         |
|----------------|----------|------------|----------------|-------------|--------------|-------------|---------------|-------------|-----------|------------|------------|-----------|-------------|-----------|-----------|-----------|------------|--------------|------------|
| Green          | 4-4      | 144        | 30-55          | .545        | 10-19        | .526        | 26-34         | .765        | 5         | 16         | 21         | 9         | 11-1        | 3         | 9         | 5         | 96         | 24.0         | 36         |
| Bradley        | 2-2      | 68         | 15-37          | .405        | 2-13         | .154        | 5-6           | .833        | 0         | 4          | 4          | 4         | 4-0         | 4         | 3         | 0         | 37         | 18.5         | 23         |
| Sullinger      | 3-2      | 101        | 20-47          | .426        | 2-9          | .222        | 11-13         | .846        | 13        | 20         | 33         | 7         | 14-1        | 2         | 8         | 5         | 53         | 17.7         | 24         |
| Bayless (TOT)  | 3-1      | 96         | 16-45          | .356        | 8-21         | .381        | 4-6           | .667        | 0         | 7          | 7          | 8         | 12-0        | 5         | 8         | 0         | 44         | 14.7         | 23         |
| Bayless (BOS)  | 3-1      | 96         | 16-45          | .356        | 8-21         | .381        | 4-6           | .667        | 0         | 7          | 7          | 8         | 12-0        | 5         | 8         | 0         | 44         | 14.7         | 23         |
| Olynyk         | 4-1      | 85         | 20-39          | .513        | 5-10         | .500        | 7-9           | .778        | 7         | 14         | 21         | 10        | 11-0        | 0         | 6         | 3         | 52         | 13.0         | 28         |
| Bass           | 4-4      | 125        | 19-39          | .487        | 0-0          | ---         | 12-14         | .857        | 15        | 15         | 30         | 3         | 12-0        | 2         | 3         | 6         | 50         | 12.5         | 18         |
| Rondo          | 3-3      | 105        | 12-23          | .522        | 0-2          | .000        | 3-6           | .500        | 5         | 26         | 31         | 41        | 5-0         | 4         | 14        | 0         | 27         | 9.0          | 11         |
| Humphries      | 3-1      | 50         | 6-14           | .429        | 0-0          | ---         | 8-10          | .800        | 8         | 11         | 19         | 2         | 4-0         | 1         | 2         | 3         | 20         | 6.7          | 13         |
| Johnson        | 4-0      | 61         | 7-25           | .280        | 5-15         | .333        | 4-4           | 1.000       | 3         | 9          | 12         | 4         | 7-0         | 3         | 3         | 0         | 25         | 5.8          | 9          |
| Babb           | 1-0      | 6          | 1-2            | .500        | 1-2          | .500        | 0-0           | ---         | 0         | 1          | 1          | 0         | 1-0         | 0         | 0         | 0         | 3          | 3.0          | 3          |
| Pressey        | 3-1      | 50         | 3-13           | .231        | 0-4          | .000        | 2-2           | 1.000       | 0         | 4          | 4          | 5         | 6-0         | 4         | 12        | 0         | 8          | 2.7          | 4          |
| Wallace        | 2-1      | 55         | 2-4            | .500        | 0-0          | ---         | 1-4           | .250        | 3         | 8          | 11         | 3         | 1-0         | 1         | 1         | 2         | 5          | 2.5          | 4          |
| Anthony (TOT)  | 1-0      | 14         | 0-1            | .000        | 0-0          | ---         | 0-2           | .000        | 2         | 0          | 2          | 0         | 2-0         | 0         | 0         | 0         | 0          | 0.0          | 0          |
| Anthony (BOS)  | 1-0      | 14         | 0-1            | .000        | 0-0          | ---         | 0-2           | .000        | 2         | 0          | 2          | 0         | 2-0         | 0         | 0         | 0         | 0          | 0.0          | 0          |
| <b>CELTICS</b> | <b>4</b> | <b>960</b> | <b>151-344</b> | <b>.439</b> | <b>33-95</b> | <b>.347</b> | <b>83-110</b> | <b>.755</b> | <b>61</b> | <b>135</b> | <b>196</b> | <b>96</b> | <b>90-2</b> | <b>29</b> | <b>74</b> | <b>24</b> | <b>418</b> | <b>104.5</b> | <b>113</b> |
| <b>76ERS</b>   | <b>4</b> | <b>960</b> | <b>161-336</b> | <b>.479</b> | <b>23-73</b> | <b>.315</b> | <b>82-120</b> | <b>.683</b> | <b>38</b> | <b>125</b> | <b>163</b> | <b>99</b> | <b>90-1</b> | <b>37</b> | <b>54</b> | <b>20</b> | <b>427</b> | <b>106.8</b> | <b>114</b> |

**2013-2014 SEASON SERIES (2-2) PHILADELPHIA VS. BOSTON**

| PLAYER          | G-GS     | MIN        | FG-FGA         | FT-FTA      | 3FG-FGA      | CT          | OFF           | DEF         | TOT       | AST        | PF-DQ      | STL       | TO          | BLK       | PTS       | AVG       | HI         |              |            |
|-----------------|----------|------------|----------------|-------------|--------------|-------------|---------------|-------------|-----------|------------|------------|-----------|-------------|-----------|-----------|-----------|------------|--------------|------------|
| Simms (TOT)     | 2-2      | 66         | 11-20          | .550        | 0-0          | ---         | 15-20         | .750        | 4         | 10         | 14         | 5         | 4-0         | 1         | 2         | 0         | 37         | 18.5         | 24         |
| Simms (PHI)     | 2-2      | 66         | 11-20          | .550        | 0-0          | ---         | 15-20         | .750        | 4         | 10         | 14         | 5         | 4-0         | 1         | 2         | 0         | 37         | 18.5         | 24         |
| Carter-Williams | 4-4      | 137        | 27-57          | .474        | 0-5          | .000        | 12-20         | .600        | 3         | 25         | 28         | 25        | 13-0        | 6         | 11        | 5         | 66         | 16.5         | 24         |
| Hawes           | 2-2      | 69         | 12-27          | .444        | 4-8          | .500        | 5-5           | 1.000       | 2         | 20         | 22         | 6         | 6-0         | 2         | 4         | 3         | 33         | 16.5         | 20         |
| Young           | 4-4      | 141        | 28-64          | .438        | 6-19         | .316        | 4-10          | .400        | 9         | 13         | 22         | 15        | 11-0        | 5         | 4         | 4         | 66         | 16.5         | 20         |
| Turner          | 2-2      | 67         | 11-30          | .367        | 0-7          | .000        | 6-8           | .750        | 0         | 12         | 12         | 12        | 8-1         | 3         | 1         | 0         | 28         | 14.0         | 16         |
| Wroten          | 4-0      | 95         | 19-39          | .487        | 1-6          | .167        | 15-17         | .882        | 2         | 4          | 6          | 13        | 8-0         | 8         | 15        | 0         | 54         | 13.5         | 20         |
| Anderson        | 4-4      | 102        | 14-29          | .483        | 4-12         | .333        | 5-7           | .714        | 2         | 16         | 18         | 10        | 7-0         | 1         | 4         | 3         | 37         | 9.3          | 13         |
| Ware            | 1-0      | 14         | 4-6            | .667        | 1-2          | .500        | 0-0           | ---         | 0         | 1          | 1          | 1         | 1-0         | 0         | 0         | 0         | 9          | 9.0          | 9          |
| Williams        | 4-0      | 75         | 13-18          | .722        | 3-4          | .750        | 5-8           | .625        | 1         | 3          | 4          | 6         | 4-0         | 4         | 4         | 0         | 34         | 8.5          | 15         |
| Davies          | 2-0      | 24         | 7-9            | .778        | 0-1          | .000        | 2-5           | .400        | 3         | 0          | 3          | 1         | 7-0         | 2         | 1         | 0         | 16         | 8.0          | 11         |
| Allen           | 2-0      | 42         | 5-17           | .294        | 0-1          | .000        | 2-2           | 1.000       | 10        | 5          | 15         | 3         | 7-0         | 0         | 1         | 0         | 12         | 6.0          | 10         |
| Varnado (TOT)   | 2-0      | 30         | 3-3            | 1.000       | 0-0          | ---         | 5-9           | .556        | 0         | 4          | 1          | 3         | 1-0         | 1         | 0         | 4         | 11         | 5.5          | 7          |
| Varnado (PHI)   | 2-0      | 30         | 3-3            | 1.000       | 0-0          | ---         | 5-9           | .556        | 0         | 4          | 1          | 3         | 1-0         | 1         | 0         | 4         | 11         | 5.5          | 7          |
| Thompson        | 4-2      | 84         | 5-14           | .357        | 4-8          | .500        | 6-9           | .667        | 2         | 8          | 10         | 1         | 8-0         | 4         | 3         | 0         | 20         | 5.0          | 6          |
| Dedmon          | 1-0      | 15         | 2-3            | .667        | 0-0          | ---         | 0-0           | ---         | 0         | 4          | 4          | 0         | 3-0         | 0         | 1         | 1         | 4          | 4.0          | 4          |
| <b>76ERS</b>    | <b>4</b> | <b>960</b> | <b>161-336</b> | <b>.479</b> | <b>23-73</b> | <b>.315</b> | <b>82-120</b> | <b>.683</b> | <b>38</b> | <b>125</b> | <b>163</b> | <b>99</b> | <b>90-1</b> | <b>37</b> | <b>54</b> | <b>20</b> | <b>427</b> | <b>106.8</b> | <b>114</b> |
| <b>CELTICS</b>  | <b>4</b> | <b>960</b> | <b>151-344</b> | <b>.439</b> | <b>33-95</b> | <b>.347</b> | <b>83-110</b> | <b>.755</b> | <b>61</b> | <b>135</b> | <b>196</b> | <b>96</b> | <b>90-2</b> | <b>29</b> | <b>74</b> | <b>24</b> | <b>418</b> | <b>104.5</b> | <b>113</b> |





## PHOENIX SUNS

U.S. Airways Center (18,422)

201 East Jefferson Street, Phoenix, AZ 85004

602-379-7900 • fax 602-379-7908

## 2013-14 RESULTS

Phoenix won 2-0 (Celtics were 0-1 at TD Garden)

02/19/14 Boston 94 at Phoenix 100

03/14/14 Phoenix 87 at Boston 80

## 2014-15 MATCHUPS

11/17/14 Phoenix at Boston

02/23/15 Boston at Phoenix

## DIRECTORY

**HEAD COACH:** ..... Jeff Hornacek

**ASSISTANT COACHES:** ..... Jerry Sichting, Mike Longabardi, Kenny Gattison, Mark West

**ATHLETIC TRAINER:** ..... Aaron Nelson

**PUBLIC AND MEDIA RELATIONS:** ..... Julie Fie, DC Headley, Cole Mickelson, Lori Cook

**BROADCAST TELEVISION:** ..... Fox Sports Arizona. Broadcasters: Steve Albert, Eddie Johnson, Ann Meyers Drysdale, Kevin Ray

**RADIO:** ..... KTAR (620AM). Broadcasters: Al McCoy, Tim Kempton

**SPANISH RADIO:** ..... KSUN (1400AM). Broadcasters: Ivan Valenzuela, Gerardo Roma, Arturo Ochoa

## 2013-2014 SEASON SERIES (0-2) BOSTON VS. PHOENIX

| PLAYER         | G-GS     | MIN        | FG-FGA        | PCT         | 3FG-FGA      | PCT         | FT-FTA       | PCT         | OFF       | DEF       | TOT        | AST       | PF-DQ       | STL       | TO        | BLK       | PTS        | AVG         | HI         |
|----------------|----------|------------|---------------|-------------|--------------|-------------|--------------|-------------|-----------|-----------|------------|-----------|-------------|-----------|-----------|-----------|------------|-------------|------------|
| Bass           | 2-2      | 55         | 11-24         | .458        | 0-0          | ---         | 4-4          | 1.000       | 3         | 10        | 13         | 0         | 4-0         | 1         | 4         | 3         | 26         | 13.0        | 18         |
| Green          | 2-2      | 71         | 7-26          | .269        | 2-13         | .154        | 10-10        | 1.000       | 1         | 10        | 11         | 2         | 1-0         | 3         | 2         | 1         | 26         | 13.0        | 17         |
| Rondo          | 2-2      | 70         | 11-37         | .297        | 0-5          | .000        | 4-5          | .800        | 6         | 9         | 15         | 15        | 6-0         | 1         | 5         | 0         | 26         | 13.0        | 18         |
| Sullinger      | 2-1      | 47         | 7-25          | .280        | 1-4          | .250        | 5-7          | .714        | 7         | 10        | 17         | 2         | 7-0         | 0         | 2         | 2         | 20         | 10.0        | 11         |
| Bradley        | 1-0      | 17         | 4-12          | .333        | 0-1          | .000        | 1-1          | 1.000       | 1         | 0         | 1          | 0         | 0-0         | 1         | 0         | 0         | 9          | 9.0         | 9          |
| Johnson        | 2-0      | 45         | 5-10          | .500        | 3-6          | .500        | 5-6          | .833        | 0         | 4         | 4          | 1         | 3-0         | 0         | 3         | 1         | 18         | 9.0         | 11         |
| Wallace        | 1-1      | 34         | 3-5           | .600        | 0-1          | .000        | 3-4          | .750        | 1         | 2         | 3          | 2         | 4-0         | 4         | 2         | 1         | 9          | 9.0         | 9          |
| Bayless (TOT)  | 4-1      | 84         | 11-25         | .440        | 6-11         | .545        | 6-9          | .667        | 0         | 5         | 5          | 11        | 9-0         | 3         | 2         | 0         | 34         | 8.5         | 17         |
| Bayless (BOS)  | 2-1      | 32         | 1-6           | .167        | 1-2          | .500        | 4-4          | 1.000       | 0         | 4         | 4          | 4         | 4-0         | 1         | 2         | 0         | 7          | 3.5         | 5          |
| Humphries      | 2-1      | 36         | 7-14          | .500        | 0-0          | ---         | 2-6          | .333        | 5         | 11        | 16         | 1         | 5-0         | 0         | 3         | 0         | 16         | 8.0         | 11         |
| Olynyk         | 2-0      | 53         | 7-18          | .389        | 1-5          | .200        | 0-0          | ---         | 8         | 8         | 16         | 3         | 9-0         | 3         | 3         | 2         | 15         | 7.5         | 8          |
| Pressey        | 2-0      | 21         | 0-4           | .000        | 0-1          | .000        | 2-2          | 1.000       | 0         | 2         | 2          | 5         | 2-0         | 1         | 2         | 0         | 2          | 1.0         | 2          |
| Anthony (TOT)  | 2-0      | 1          | 0-1           | .000        | 0-0          | ---         | 0-0          | ---         | 0         | 0         | 0          | 0         | 0-0         | 0         | 0         | 0         | 0          | 0.0         | 0          |
| Anthony (BOS)  | 1-0      | 0          | 0-0           | ---         | 0-0          | ---         | 0-0          | ---         | 0         | 0         | 0          | 0         | 0-0         | 0         | 0         | 0         | 0          | 0.0         | 0          |
| <b>CELTICS</b> | <b>2</b> | <b>480</b> | <b>63-181</b> | <b>.348</b> | <b>8-38</b>  | <b>.211</b> | <b>40-49</b> | <b>.816</b> | <b>32</b> | <b>70</b> | <b>102</b> | <b>35</b> | <b>45-0</b> | <b>15</b> | <b>29</b> | <b>10</b> | <b>174</b> | <b>87.0</b> | <b>94</b>  |
| <b>SUNS</b>    | <b>2</b> | <b>480</b> | <b>70-162</b> | <b>.432</b> | <b>16-54</b> | <b>.296</b> | <b>31-46</b> | <b>.674</b> | <b>19</b> | <b>78</b> | <b>97</b>  | <b>37</b> | <b>41-1</b> | <b>13</b> | <b>35</b> | <b>11</b> | <b>187</b> | <b>93.5</b> | <b>100</b> |

## 2013-2014 SEASON SERIES (2-0) PHOENIX VS. BOSTON

| PLAYER         | G-GS     | MIN        | FG-FGA        | PCT         | 3FG-FGA      | PCT         | FT-FTA       | PCT         | OFF       | DEF       | TOT        | AST       | PF-DQ       | STL       | TO        | BLK       | PTS        | AVG         | HI         |
|----------------|----------|------------|---------------|-------------|--------------|-------------|--------------|-------------|-----------|-----------|------------|-----------|-------------|-----------|-----------|-----------|------------|-------------|------------|
| Dragic         | 2-2      | 71         | 14-28         | .500        | 5-11         | .455        | 4-8          | .500        | 2         | 5         | 7          | 10        | 2-0         | 0         | 5         | 2         | 37         | 18.5        | 20         |
| Bledsoe        | 1-1      | 29         | 6-12          | .500        | 0-3          | .000        | 5-6          | .833        | 3         | 7         | 10         | 4         | 1-0         | 1         | 1         | 0         | 17         | 17.0        | 17         |
| Mark Morris    | 2-0      | 54         | 13-25         | .520        | 1-4          | .250        | 6-6          | 1.000       | 0         | 13        | 13         | 3         | 7-0         | 0         | 1         | 0         | 33         | 16.5        | 18         |
| Green          | 2-1      | 55         | 8-23          | .348        | 2-10         | .200        | 3-4          | .750        | 1         | 6         | 7          | 1         | 3-0         | 0         | 7         | 0         | 21         | 10.5        | 17         |
| Tucker         | 2-2      | 77         | 9-22          | .409        | 1-6          | .167        | 2-4          | .500        | 4         | 17        | 21         | 6         | 10-1        | 8         | 7         | 0         | 21         | 10.5        | 11         |
| Frye           | 2-2      | 67         | 5-16          | .313        | 4-10         | .400        | 5-6          | .833        | 0         | 12        | 12         | 4         | 5-0         | 1         | 3         | 3         | 19         | 9.5         | 15         |
| Marc Morris    | 2-0      | 32         | 5-12          | .417        | 2-6          | .333        | 2-3          | .667        | 1         | 2         | 3          | 1         | 3-0         | 1         | 1         | 0         | 14         | 7.0         | 11         |
| Plumlee        | 2-2      | 40         | 4-8           | .500        | 0-0          | ---         | 1-2          | .500        | 4         | 11        | 15         | 0         | 6-0         | 1         | 6         | 4         | 9          | 4.5         | 5          |
| Barbosa        | 1-0      | 7          | 1-3           | .333        | 1-3          | .333        | 1-2          | .500        | 0         | 1         | 1          | 1         | 1-0         | 0         | 1         | 0         | 4          | 4.0         | 4          |
| Len            | 2-0      | 16         | 3-4           | .750        | 0-0          | ---         | 2-3          | .667        | 1         | 3         | 4          | 1         | 0-0         | 0         | 0         | 1         | 8          | 4.0         | 6          |
| Goodwin        | 1-0      | 4          | 1-3           | .333        | 0-1          | .000        | 0-0          | ---         | 1         | 0         | 1          | 1         | 0-0         | 0         | 0         | 0         | 2          | 2.0         | 2          |
| Smith          | 2-0      | 27         | 1-6           | .167        | 0-0          | ---         | 0-2          | .000        | ---       | 2         | 1          | 3         | 3-0         | 1         | 2         | 1         | 2          | 1.0         | 2          |
| <b>SUNS</b>    | <b>2</b> | <b>480</b> | <b>70-162</b> | <b>.432</b> | <b>16-54</b> | <b>.296</b> | <b>31-46</b> | <b>.674</b> | <b>19</b> | <b>78</b> | <b>97</b>  | <b>37</b> | <b>41-1</b> | <b>13</b> | <b>35</b> | <b>11</b> | <b>187</b> | <b>93.5</b> | <b>100</b> |
| <b>CELTICS</b> | <b>2</b> | <b>480</b> | <b>63-181</b> | <b>.348</b> | <b>8-38</b>  | <b>.211</b> | <b>40-49</b> | <b>.816</b> | <b>32</b> | <b>70</b> | <b>102</b> | <b>35</b> | <b>45-0</b> | <b>15</b> | <b>29</b> | <b>10</b> | <b>174</b> | <b>87.0</b> | <b>94</b>  |



## CELTICS VS. SUNS GAME-BY-GAME RESULTS

| Date     | H/A | W/L | Celtics | Opp | Date      | H/A | W/L | Celtics | Opp |
|----------|-----|-----|---------|-----|-----------|-----|-----|---------|-----|
| 11/17/68 | A   | W   | 130     | 98  | 12/26/86  | A   | W   | 122     | 112 |
| 11/22/68 | H   | W   | 133     | 106 | 3/11/87   | H   | W   | 118     | 109 |
| 1/1/69   | A   | W   | 93      | 87  | 1/20/88   | H   | W   | 131     | 115 |
| 2/18/69  | H   | W   | 116     | 110 | 2/15/88   | A   | W   | 107     | 106 |
| 2/22/69  | A   | W   | 116     | 110 | 1/4/89    | H   | L   | 104     | 106 |
| 2/25/69  | N   | W   | 112     | 99  | 2/17/89   | A   | L   | 126     | 135 |
| 11/18/69 | N   | W   | 120     | 119 | 1/28/90   | H   | W   | 126     | 118 |
| 12/25/69 | A   | L   | 116     | 127 | 2/20/90   | A   | L   | 99      | 120 |
| 2/10/70  | H   | L   | 117     | 122 | 1/4/91    | H   | W   | 132     | 103 |
| 2/18/70  | A   | W   | 116     | 113 | 2/19/91   | A   | L   | 105     | 109 |
| 2/27/70  | H   | L   | 125     | 134 | 11/13/91  | A   | W   | 117     | 111 |
| 3/19/70  | A   | L   | 123     | 127 | 1/24/92   | H   | L   | 93      | 100 |
| 10/15/70 | A   | L   | 100     | 119 | 2/16/93   | A   | L   | 97      | 110 |
| 10/30/70 | H   | W   | 127     | 112 | 4/2/93    | H   | L   | 114     | 118 |
| 1/8/71   | H   | W   | 122     | 114 | 12/27/93  | A   | L   | 102     | 118 |
| 2/6/71   | H   | L   | 116     | 119 | 1/30/94   | H   | W   | 106     | 94  |
| 2/19/71  | A   | L   | 112     | 116 | 12/2/94   | H   | L   | 102     | 107 |
| 11/12/71 | A   | L   | 119     | 128 | 2/21/95   | A   | W   | 129     | 121 |
| 11/17/71 | H   | W   | 140     | 121 | 11/8/95   | H   | W   | 113     | 109 |
| 1/1/72   | A   | L   | 104     | 114 | 2/21/96   | A   | L   | 107     | 120 |
| 2/18/72  | A   | L   | 115     | 126 | 1/5/97    | H   | W   | 109     | 102 |
| 2/22/72  | H   | W   | 114     | 103 | 2/12/97   | A   | L   | 100     | 131 |
| 11/15/72 | H   | W   | 113     | 94  | 11/28/97* | H   | L   | 108     | 112 |
| 12/13/72 | A   | W   | 105     | 100 | 12/30/97  | A   | L   | 90      | 100 |
| 2/20/73  | H   | W   | 107     | 97  | 1/28/00   | H   | W   | 91      | 88  |
| 3/8/73*  | A   | W   | 141     | 134 | 3/20/00   | A   | L   | 106     | 110 |
| 11/9/73  | H   | W   | 122     | 107 | 1/26/01   | H   | W   | 99      | 83  |
| 12/15/73 | A   | L   | 120     | 121 | 3/15/01   | A   | W   | 105     | 101 |
| 3/7/74   | A   | W   | 99      | 97  | 12/7/01*  | H   | W   | 109     | 102 |
| 3/13/74  | H   | W   | 104     | 97  | 12/27/01  | A   | L   | 82      | 84  |
| 11/22/74 | H   | W   | 95      | 94  | 12/11/02  | H   | L   | 94      | 103 |
| 12/25/74 | A   | L   | 96      | 110 | 2/16/03   | A   | L   | 92      | 102 |
| 2/14/75  | A   | W   | 112     | 106 | 12/5/03   | H   | L   | 106     | 110 |
| 3/12/75  | H   | W   | 88      | 82  | 12/26/03  | A   | W   | 104     | 102 |
| 12/26/75 | A   | W   | 112     | 106 | 1/28/05   | H   | L   | 119     | 128 |
| 1/21/76  | H   | W   | 114     | 100 | 2/27/05*  | A   | W   | 120     | 113 |
| 2/13/76  | A   | W   | 109     | 108 | 2/1/06    | H   | L   | 94      | 102 |
| 3/31/76  | H   | W   | 122     | 102 | 2/22/06   | A   | L   | 94      | 103 |
| 12/10/76 | H   | L   | 103     | 107 | 12/8/06   | H   | L   | 111     | 116 |
| 12/29/76 | A   | L   | 87      | 97  | 2/21/07   | A   | L   | 108     | 118 |
| 2/26/77  | A   | W   | 108     | 104 | 2/22/08   | A   | L   | 77      | 85  |
| 3/13/77  | H   | W   | 124     | 107 | 3/26/08   | H   | W   | 117     | 97  |
| 12/23/77 | A   | L   | 110     | 129 | 1/19/09   | H   | W   | 104     | 87  |
| 1/5/78   | H   | L   | 111     | 121 | 2/22/09   | A   | W   | 128     | 108 |
| 2/16/78  | A   | W   | 98      | 95  | 11/6/09   | H   | L   | 103     | 110 |
| 3/17/78  | H   | W   | 115     | 108 | 12/30/09  | A   | L   | 98      | 116 |
| 12/8/78  | H   | L   | 104     | 124 | 1/28/11   | A   | L   | 71      | 88  |
| 12/30/78 | A   | L   | 109     | 112 | 3/2/11    | H   | W   | 115     | 103 |
| 3/14/79  | H   | L   | 117     | 126 | 1/20/12   | H   | L   | 71      | 79  |
| 3/21/79  | A   | L   | 113     | 134 | 1/9/13    | H   | W   | 87      | 79  |
| 12/7/79  | H   | W   | 100     | 92  | 2/22/13   | A   | W   | 113     | 88  |
| 2/13/80  | A   | L   | 134     | 135 | 2/19/14   | A   | L   | 94      | 100 |
| 12/30/80 | A   | W   | 116     | 97  | 3/14/14   | H   | L   | 80      | 87  |
| 1/7/81   | H   | W   | 108     | 90  |           |     |     |         |     |
| 2/10/82  | A   | L   | 110     | 112 |           |     |     |         |     |
| 3/14/82  | H   | W   | 105     | 92  |           |     |     |         |     |
| 1/28/83  | H   | W   | 111     | 104 |           |     |     |         |     |
| 2/26/83  | A   | W   | 103     | 101 |           |     |     |         |     |
| 2/26/84  | A   | W   | 116     | 109 |           |     |     |         |     |
| 3/11/84  | H   | W   | 117     | 109 |           |     |     |         |     |
| 12/26/84 | A   | W   | 119     | 114 |           |     |     |         |     |
| 3/13/85  | H   | W   | 123     | 106 |           |     |     |         |     |
| 11/8/85  | H   | W   | 125     | 101 |           |     |     |         |     |
| 2/17/86  | A   | L   | 101     | 108 |           |     |     |         |     |

\* Overtime  
\*\* Double-overtime

## ALL-TIME SERIES

Boston leads 64-53 (Celtics are 37-20 at home)

**CURRENT STREAK:** Two Suns Wins

**LARGEST CELTICS WIN:** 32 points; 130-98 on 11/17/68 @ Phoenix

**LARGEST SUNS WIN:** 31 points; 131-100 on 02/12/97 @ Phoenix



## PORTLAND TRAIL BLAZERS

Moda Center (19,980)

One Center Court, Suite 200, Portland, OR 97227

503-234-9291 • fax 503-736-2194

## 2013-14 RESULTS

Portland won 2-0 (Celtics were 0-1 at TD Garden)

11/15/13 Portland 109 at Boston 96

01/11/14 Boston 104 at Portland 112

## 2014-15 MATCHUPS

11/23/14 Portland at Boston

01/22/15 Boston at Portland

## DIRECTORY

**HEAD COACH:** ..... Terry Stotts

**ASSISTANT COACHES:** ..... Jay Triano, David Vanterpool, Nate Tibbets, Kim Hughes, Dale Osbourne

**ATHLETIC TRAINER:** ..... Geoff Clark

**PUBLIC AND MEDIA RELATIONS:** ..... Jim Taylor, Collin Romer

**BROADCAST TELEVISION:** ..... KGW (Ch. 8). Broadcasters: Mike Barrett, Mike Rice

**CABLE TELEVISION:** ..... Comcast SportsNet. Broadcasters: Same

**RADIO:** ..... Fox Sports Radio 620 AM. Broadcasters: Brian Wheeler, Antonio Harvey

## 2013-2014 SEASON SERIES (0-2) BOSTON VS. PORTLAND

| PLAYER               | G-GS     | MIN        | FG-FGA        | FT-FTA      | 3FG-FGA      | PF          | AST          | STL         | BLK       | PTS       | AVG       | HI        |
|----------------------|----------|------------|---------------|-------------|--------------|-------------|--------------|-------------|-----------|-----------|-----------|-----------|
| Sullinger            | 2-0      | 64         | 17-33         | 5-5         | 4-8          | 500         | 2-2          | 1,000       | 7         | 11        | 18        | 2         |
| Bradley              | 2-2      | 55         | 13-24         | 5-42        | 1-4          | 250         | 4-6          | .667        | 5         | 2         | 7         | 3         |
| Green                | 2-2      | 64         | 10-27         | 3-70        | 0-8          | .000        | 10-13        | .769        | 3         | 9         | 12        | 3         |
| Bayless (TOT)        | 1-0      | 21         | 6-10          | 6-60        | 0-1          | .000        | 0-0          | ---         | 0         | 1         | 1         | 6         |
| Bayless (BOS)        | 1-0      | 21         | 6-10          | 6-60        | 0-1          | .000        | 0-0          | ---         | 0         | 1         | 1         | 6         |
| Crawford             | 2-2      | 63         | 10-28         | 3-57        | 1-3          | .333        | 3-4          | .750        | 0         | 7         | 7         | 11        |
| Humphries            | 1-1      | 30         | 4-8           | 5-60        | 0-0          | ---         | 2-2          | 1,000       | 3         | 5         | 8         | 2         |
| Faverani             | 1-0      | 15         | 3-4           | .750        | 1-1          | 1,000       | 2-3          | .667        | 0         | 3         | 3         | 0         |
| Lee                  | 1-0      | 17         | 4-9           | .444        | 1-2          | 500         | 0-0          | ---         | 0         | 1         | 1         | 2         |
| Bass                 | 2-2      | 54         | 6-17          | 3-53        | 0-0          | ---         | 1-2          | 500         | 2         | 9         | 11        | 3         |
| Wallace              | 2-0      | 41         | 4-5           | .800        | 1-1          | 1,000       | 0-0          | ---         | 1         | 4         | 5         | 3         |
| Olynyk               | 2-1      | 29         | 2-6           | 3-53        | 0-1          | .000        | 3-4          | .750        | 3         | 2         | 5         | 2         |
| Pressey              | 2-0      | 23         | 2-4           | 5-60        | 2-3          | .667        | 0-0          | ---         | 0         | 2         | 2         | 5         |
| Anthony (TOT)        | 1-0      | 0          | 0-0           | ---         | 0-0          | ---         | 0-0          | ---         | 0         | 0         | 0         | 0         |
| Brooks               | 1-0      | 3          | 0-1           | .000        | 0-0          | ---         | 0-0          | ---         | 0         | 0         | 0         | 0         |
| <b>CELTICS</b>       | <b>2</b> | <b>480</b> | <b>81-176</b> | <b>.460</b> | <b>11-32</b> | <b>.344</b> | <b>27-36</b> | <b>.750</b> | <b>24</b> | <b>56</b> | <b>80</b> | <b>42</b> |
| <b>TRAIL BLAZERS</b> | <b>2</b> | <b>480</b> | <b>80-175</b> | <b>.457</b> | <b>19-47</b> | <b>.404</b> | <b>42-48</b> | <b>.875</b> | <b>28</b> | <b>68</b> | <b>96</b> | <b>50</b> |

## 2013-2014 SEASON SERIES (2-0) PORTLAND VS. BOSTON

| PLAYER               | G-GS     | MIN        | FG-FGA        | FT-FTA      | 3FG-FGA      | PF          | AST          | STL         | BLK       | PTS       | AVG       | HI        |
|----------------------|----------|------------|---------------|-------------|--------------|-------------|--------------|-------------|-----------|-----------|-----------|-----------|
| Aldridge             | 2-2      | 72         | 19-33         | 5-76        | 0-0          | ---         | 10-12        | .833        | 5         | 5         | 20        | 25        |
| Batum                | 2-2      | 71         | 12-29         | 4-14        | 6-15         | .400        | 4-4          | 1,000       | 3         | 9         | 12        | 15        |
| Lillard              | 2-2      | 65         | 11-30         | 3-67        | 3-10         | .300        | 7-8          | .875        | 0         | 4         | 4         | 10        |
| Matthews             | 2-2      | 66         | 8-18          | .444        | 4-9          | .444        | 11-11        | 1,000       | 1         | 9         | 10        | 5         |
| Williams             | 2-0      | 55         | 12-22         | 5-45        | 3-5          | .600        | 2-2          | 1,000       | 1         | 2         | 3         | 12        |
| McCullum             | 1-0      | 14         | 4-6           | .667        | 2-3          | .667        | 0-0          | ---         | 1         | 0         | 1         | 1         |
| Lopez                | 2-2      | 70         | 6-16          | .375        | 0-0          | ---         | 6-7          | .857        | 10        | 13        | 23        | 1         |
| Robinson             | 2-0      | 23         | 4-8           | 5-60        | 0-0          | ---         | 2-2          | 1,000       | 2         | 3         | 5         | 1         |
| Freeland             | 2-0      | 26         | 3-8           | .375        | 0-1          | .000        | 0-2          | .000        | 5         | 4         | 9         | 2         |
| Wright               | 1-0      | 15         | 1-4           | .250        | 1-4          | 250         | 0-0          | ---         | 0         | 4         | 4         | 0         |
| Barton               | 1-0      | 1          | 0-1           | .000        | 0-0          | ---         | 0-0          | ---         | 0         | 0         | 0         | 0         |
| Claver               | 1-0      | 1          | 0-0           | ---         | 0-0          | ---         | 0-0          | ---         | 0         | 0         | 0         | 0         |
| Crabbe               | 1-0      | 1          | 0-0           | ---         | 0-0          | ---         | 0-0          | ---         | 0         | 0         | 0         | 0         |
| <b>TRAIL BLAZERS</b> | <b>2</b> | <b>480</b> | <b>80-175</b> | <b>.457</b> | <b>19-47</b> | <b>.404</b> | <b>42-48</b> | <b>.875</b> | <b>28</b> | <b>68</b> | <b>96</b> | <b>50</b> |
| <b>CELTICS</b>       | <b>2</b> | <b>480</b> | <b>81-176</b> | <b>.460</b> | <b>11-32</b> | <b>.344</b> | <b>27-36</b> | <b>.750</b> | <b>24</b> | <b>56</b> | <b>80</b> | <b>42</b> |



## CELTICS VS. TRAIL BLAZERS GAME-BY-GAME RESULTS

| Date      | H/A | W/L | Celtics | Opp | Date     | H/A | W/L | Celtics | Opp |
|-----------|-----|-----|---------|-----|----------|-----|-----|---------|-----|
| 10/18/70  | A   | W   | 133     | 115 | 12/3/93  | H   | W   | 114     | 108 |
| 11/25/70  | H   | W   | 122     | 115 | 2/20/94  | A   | L   | 93      | 102 |
| 12/27/70  | A   | L   | 123     | 135 | 1/6/95   | H   | L   | 92      | 95  |
| 1/5/71    | H   | L   | 120     | 124 | 3/16/95  | A   | L   | 98      | 113 |
| 11/6/71   | H   | W   | 124     | 109 | 12/27/95 | A   | L   | 109     | 135 |
| 1/7/72    | A   | W   | 120     | 114 | 1/3/96*  | H   | L   | 110     | 114 |
| 1/23/72   | H   | W   | 115     | 105 | 1/31/97  | H   | W   | 111     | 105 |
| 2/15/72   | A   | W   | 111     | 104 | 2/16/97  | A   | L   | 106     | 118 |
| 11/22/72  | H   | W   | 126     | 107 | 2/22/98  | A   | L   | 96      | 121 |
| 12/16/72  | A   | W   | 123     | 116 | 3/1/98   | H   | W   | 102     | 101 |
| 1/17/73   | H   | W   | 117     | 99  | 2/19/99  | A   | L   | 86      | 106 |
| 2/16/73   | A   | W   | 112     | 105 | 2/6/00   | H   | L   | 94      | 100 |
| 12/21/73* | A   | W   | 124     | 120 | 2/21/00  | A   | L   | 92      | 105 |
| 2/15/74   | A   | W   | 106     | 104 | 1/8/01   | H   | L   | 90      | 98  |
| 3/12/74   | H   | W   | 110     | 93  | 2/17/01  | A   | W   | 85      | 81  |
| 3/22/74   | H   | W   | 126     | 118 | 2/15/02  | A   | W   | 107     | 104 |
| 11/6/74   | H   | W   | 128     | 110 | 3/18/02  | H   | L   | 91      | 100 |
| 1/1/75    | A   | W   | 108     | 94  | 1/3/03   | H   | L   | 103     | 108 |
| 2/15/75   | A   | W   | 102     | 100 | 2/13/03  | A   | W   | 100     | 92  |
| 3/14/75   | H   | W   | 103     | 98  | 2/21/04  | A   | L   | 84      | 105 |
| 10/31/75  | H   | W   | 112     | 94  | 3/31/04  | H   | L   | 98      | 105 |
| 1/3/76    | A   | L   | 97      | 125 | 11/10/04 | H   | W   | 90      | 88  |
| 1/13/76   | H   | W   | 106     | 94  | 12/9/04  | A   | L   | 87      | 89  |
| 2/15/76   | A   | L   | 105     | 108 | 2/10/06  | H   | W   | 115     | 83  |
| 12/8/76   | H   | W   | 104     | 95  | 2/24/06  | A   | W   | 102     | 96  |
| 1/4/77    | A   | L   | 84      | 128 | 11/17/06 | H   | W   | 118     | 90  |
| 1/14/77   | H   | L   | 92      | 107 | 1/1/07   | A   | W   | 89      | 81  |
| 2/22/77   | A   | L   | 111     | 113 | 1/16/08  | H   | W   | 100     | 90  |
| 12/9/77   | H   | L   | 97      | 118 | 2/24/08  | A   | W   | 112     | 102 |
| 12/20/77  | A   | L   | 99      | 104 | 12/5/08  | H   | W   | 93      | 78  |
| 1/15/78*  | H   | L   | 103     | 107 | 12/30/08 | A   | L   | 86      | 91  |
| 3/28/78   | A   | W   | 104     | 92  | 1/22/10  | H   | W   | 98      | 95  |
| 11/8/78   | H   | L   | 109     | 112 | 2/19/10  | A   | W   | 96      | 76  |
| 11/28/78  | A   | L   | 97      | 102 | 12/1/10  | H   | W   | 88      | 78  |
| 1/12/79   | H   | W   | 128     | 125 | 1/27/11  | A   | W   | 99      | 95  |
| 2/18/79   | A   | L   | 104     | 111 | 12/1/10  | H   | W   | 104     | 86  |
| 1/18/80   | H   | W   | 111     | 93  | 11/30/12 | H   | W   | 96      | 78  |
| 2/15/80   | A   | W   | 106     | 91  | 2/24/13  | A   | L   | 86      | 92  |
| 11/26/80  | H   | W   | 126     | 101 | 11/15/13 | H   | L   | 96      | 109 |
| 1/4/81    | A   | W   | 120     | 111 | 1/11/14  | A   | L   | 104     | 112 |
| 1/24/82   | H   | L   | 119     | 123 |          |     |     |         |     |
| 2/19/82   | A   | W   | 127     | 117 |          |     |     |         |     |
| 11/24/82  | H   | W   | 104     | 95  |          |     |     |         |     |
| 2/17/83   | A   | L   | 114     | 121 |          |     |     |         |     |
| 12/2/83   | H   | W   | 115     | 106 |          |     |     |         |     |
| 2/19/84   | A   | W   | 107     | 101 |          |     |     |         |     |
| 1/27/85   | H   | W   | 128     | 127 |          |     |     |         |     |
| 2/12/85   | A   | L   | 103     | 111 |          |     |     |         |     |
| 12/6/85   | H   | L   | 103     | 121 |          |     |     |         |     |
| 2/14/86*  | A   | W   | 120     | 119 |          |     |     |         |     |
| 2/13/87   | A   | W   | 131     | 116 |          |     |     |         |     |
| 2/25/87   | H   | W   | 122     | 116 |          |     |     |         |     |
| 2/19/88   | A   | W   | 124     | 104 |          |     |     |         |     |
| 2/24/88   | H   | W   | 113     | 112 |          |     |     |         |     |
| 3/29/89   | H   | W   | 106     | 97  |          |     |     |         |     |
| 4/7/89    | A   | L   | 100     | 113 |          |     |     |         |     |
| 2/16/90   | A   | L   | 101     | 120 |          |     |     |         |     |
| 3/7/90    | H   | L   | 117     | 130 |          |     |     |         |     |
| 3/3/91    | H   | L   | 107     | 116 |          |     |     |         |     |
| 3/10/91*  | A   | W   | 111     | 109 |          |     |     |         |     |
| 11/10/91  | A   | L   | 90      | 116 |          |     |     |         |     |
| 3/15/92** | H   | W   | 152     | 148 |          |     |     |         |     |
| 2/28/93   | H   | W   | 122     | 110 |          |     |     |         |     |
| 3/21/93   | A   | W   | 106     | 104 |          |     |     |         |     |

\* Overtime  
\*\* Double-overtime

## ALL-TIME SERIES

Boston leads 62-42 (Celtics are 35-16 at home)

**CURRENT STREAK:** Three Trail Blazers Wins

**LARGEST CELTICS WIN:** 28 points; 118-90 on 11/17/06 @ Boston

**LARGEST TRAIL BLAZERS WIN:** 44 points; 128-84 on 01/04/77 @ Portland



## SACRAMENTO KINGS

Sleep Train Arena (17,317)

One Sports Parkway, Sacramento, CA 95834

916-928-0000 • fax 916-928-6912

## 2013-14 RESULTS

Series Split 1-1 (Celtics were 1-0 at TD Garden)

02/07/14 Sacramento 89 at Boston 99

02/22/14 Boston 98 at Sacramento 105

## 2014-15 MATCHUPS

12/31/14 Sacramento at Boston

02/20/15 Boston at Sacramento

## DIRECTORY

**HEAD COACH:** ..... Michael Malone  
**ASSISTANT COACHES:** ..... Tyrone Corbin, Chris Jent, Corliss Williamson, Micah Nori  
**ATHLETIC TRAINER:** ..... Manny Romero  
**PUBLIC AND MEDIA RELATIONS:** ..... Chris Clark, Darryl Arata, Rashaan Gethers  
**CABLE TELEVISION:** ..... Comcast SportsNet. Broadcasters: Grant Napear, Jerry Reynolds, Kayte Christensen  
**RADIO:** ..... KHTK 1140 (1140AM). Broadcaster: Gary Gerould

## 2013-2014 SEASON SERIES (1-1) BOSTON VS. SACRAMENTO

| PLAYER         | G-GS     | MIN        | FG-FGA        | PCT         | 3FG-FGA      | PCT         | FT-FTA       | PCT         | OFF       | DEF       | TOT       | AST       | PF-DQ       | STL       | TO        | BLK      | PTS        | AVG         | HI         |
|----------------|----------|------------|---------------|-------------|--------------|-------------|--------------|-------------|-----------|-----------|-----------|-----------|-------------|-----------|-----------|----------|------------|-------------|------------|
| Sullinger      | 1-1      | 33         | 14-24         | .583        | 1-3          | .333        | 2-2          | 1.000       | 4         | 12        | 16        | 0         | 2-0         | 1         | 2         | 1        | 31         | 31.0        | 31         |
| Green          | 2-2      | 76         | 13-45         | .289        | 4-17         | .235        | 16-23        | .696        | 1         | 8         | 9         | 5         | 4-0         | 0         | 3         | 0        | 46         | 23.0        | 29         |
| Bayless (TOT)  | 3-0      | 75         | 16-32         | .500        | 5-11         | .455        | 6-10         | .600        | 1         | 3         | 4         | 8         | 7-0         | 3         | 7         | 1        | 43         | 14.3        | 19         |
| Bayless (BOS)  | 2-0      | 59         | 13-23         | .565        | 4-8          | .500        | 5-9          | .556        | 1         | 1         | 2         | 8         | 2-0         | 3         | 6         | 1        | 35         | 17.5        | 19         |
| Humphries      | 2-1      | 44         | 9-16          | .563        | 0-0          | ---         | 1-1          | 1.000       | 4         | 5         | 9         | 4         | 5-0         | 3         | 5         | 2        | 19         | 9.5         | 19         |
| Wallace        | 2-2      | 67         | 7-15          | .467        | 1-1          | 1.000       | 1-4          | .250        | 4         | 11        | 15        | 11        | 5-0         | 3         | 2         | 1        | 16         | 8.0         | 8          |
| Olynyk         | 2-0      | 46         | 4-9           | .444        | 2-3          | .667        | 5-6          | .833        | 6         | 9         | 15        | 7         | 7-0         | 1         | 3         | 0        | 15         | 7.5         | 11         |
| Bass           | 2-2      | 51         | 5-18          | .278        | 0-0          | ---         | 4-6          | .667        | 2         | 6         | 8         | 1         | 5-0         | 1         | 4         | 1        | 14         | 7.0         | 12         |
| Johnson        | 2-0      | 47         | 4-11          | .364        | 3-8          | .375        | 0-0          | ---         | 2         | 3         | 5         | 0         | 5-0         | 2         | 0         | 0        | 11         | 5.5         | 6          |
| Pressey        | 2-2      | 40         | 3-10          | .300        | 0-0          | .000        | 0-0          | ---         | 1         | 7         | 8         | 5         | 5-0         | 2         | 2         | 0        | 6          | 3.0         | 4          |
| Anthony (TOT)  | 3-0      | 19         | 2-4           | .500        | 0-0          | ---         | 0-0          | ---         | 5         | 2         | 7         | 0         | 0-0         | 0         | 0         | 3        | 4          | 1.3         | 2          |
| Anthony (BOS)  | 2-0      | 18         | 2-4           | .500        | 0-0          | ---         | 0-0          | ---         | 5         | 2         | 7         | 0         | 0-0         | 0         | 0         | 3        | 4          | 2.0         | 2          |
| <b>CELTICS</b> | <b>2</b> | <b>480</b> | <b>74-175</b> | <b>.423</b> | <b>15-43</b> | <b>.349</b> | <b>34-51</b> | <b>.667</b> | <b>30</b> | <b>64</b> | <b>94</b> | <b>41</b> | <b>40-0</b> | <b>16</b> | <b>28</b> | <b>9</b> | <b>197</b> | <b>98.5</b> | <b>99</b>  |
| <b>KINGS</b>   | <b>2</b> | <b>480</b> | <b>69-160</b> | <b>.431</b> | <b>10-24</b> | <b>.417</b> | <b>46-52</b> | <b>.885</b> | <b>18</b> | <b>67</b> | <b>85</b> | <b>35</b> | <b>42-1</b> | <b>9</b>  | <b>28</b> | <b>8</b> | <b>194</b> | <b>97.0</b> | <b>105</b> |

## 2013-2014 SEASON SERIES (1-1) SACRAMENTO VS. BOSTON

| PLAYER         | G-GS     | MIN        | FG-FGA        | PCT         | 3FG-FGA      | PCT         | FT-FTA       | PCT         | OFF       | DEF       | TOT       | AST       | PF-DQ       | STL       | TO        | BLK      | PTS        | AVG         | HI         |
|----------------|----------|------------|---------------|-------------|--------------|-------------|--------------|-------------|-----------|-----------|-----------|-----------|-------------|-----------|-----------|----------|------------|-------------|------------|
| Thomas         | 2-2      | 76         | 15-35         | .429        | 3-8          | .375        | 12-15        | .800        | 0         | 6         | 6         | 18        | 3-0         | 1         | 6         | 1        | 45         | 22.5        | 24         |
| Cousins        | 2-2      | 73         | 15-27         | .556        | 0-0          | ---         | 14-19        | .737        | 4         | 19        | 23        | 5         | 9-1         | 2         | 10        | 1        | 44         | 22.0        | 31         |
| Gay (TOT)      | 2-2      | 65         | 16-36         | .444        | 3-5          | .600        | 6-7          | .857        | 2         | 13        | 15        | 5         | 8-0         | 2         | 8         | 0        | 41         | 20.5        | 22         |
| Gay (SAC)      | 1-1      | 31         | 8-18          | .444        | 2-3          | .667        | 4-4          | 1.000       | 0         | 7         | 7         | 2         | 5-0         | 0         | 3         | 0        | 22         | 22.0        | 22         |
| McLemore       | 2-1      | 48         | 7-20          | .350        | 2-5          | .400        | 3-5          | 1.000       | 2         | 6         | 8         | 2         | 4-0         | 1         | 2         | 1        | 19         | 9.5         | 11         |
| Thompson       | 2-2      | 62         | 7-16          | .438        | 0-0          | ---         | 2-2          | 1.000       | 5         | 7         | 12        | 3         | 3-0         | 2         | 2         | 2        | 16         | 8.0         | 10         |
| Williams (TOT) | 3-1      | 70         | 6-20          | .300        | 0-3          | .000        | 9-9          | 1.000       | 4         | 10        | 14        | 5         | 3-0         | 1         | 0         | 1        | 21         | 7.0         | 11         |
| Williams (SAC) | 2-1      | 67         | 6-18          | .333        | 0-3          | .000        | 9-9          | 1.000       | 4         | 10        | 14        | 4         | 3-0         | 1         | 0         | 1        | 21         | 10.5        | 11         |
| Outlaw         | 2-1      | 47         | 4-10          | .400        | 3-5          | .600        | 0-0          | ---         | 1         | 5         | 6         | 0         | 6-0         | 0         | 2         | 2        | 11         | 5.5         | 6          |
| Landry         | 2-0      | 33         | 4-7           | .571        | 0-0          | ---         | 2-2          | 1.000       | 0         | 7         | 7         | 0         | 4-0         | 1         | 1         | 0        | 10         | 5.0         | 10         |
| Johnson (TOT)  | 2-0      | 13         | 2-5           | .400        | 0-0          | ---         | 2-2          | 1.000       | 1         | 1         | 2         | 0         | 1-0         | 0         | 0         | 0        | 6          | 3.0         | 4          |
| Terry (TOT)    | 1-0      | 16         | 1-3           | .333        | 1-3          | .333        | 0-0          | ---         | 0         | 0         | 0         | 3         | 0-0         | 0         | 1         | 0        | 3          | 3.0         | 3          |
| Acy (TOT)      | 2-0      | 23         | 2-5           | .400        | 0-0          | ---         | 0-0          | ---         | 2         | 0         | 2         | 1         | 2-0         | 0         | 0         | 0        | 4          | 2.0         | 2          |
| Acy (SAC)      | 2-0      | 23         | 2-5           | .400        | 0-0          | ---         | 0-0          | ---         | 2         | 0         | 2         | 1         | 2-0         | 0         | 0         | 0        | 4          | 2.0         | 2          |
| Fredette       | 1-0      | 8          | 1-2           | .500        | 0-0          | ---         | 0-0          | ---         | 0         | 0         | 0         | 1         | 1-0         | 0         | 1         | 0        | 2          | 2.0         | 2          |
| McCallum       | 2-0      | 12         | 0-2           | .000        | 0-0          | ---         | 0-0          | ---         | 0         | 0         | 0         | 1         | 2-0         | 1         | 0         | 0        | 0          | 0.0         | 0          |
| <b>KINGS</b>   | <b>2</b> | <b>480</b> | <b>69-160</b> | <b>.431</b> | <b>10-24</b> | <b>.417</b> | <b>46-52</b> | <b>.885</b> | <b>18</b> | <b>67</b> | <b>85</b> | <b>35</b> | <b>42-1</b> | <b>9</b>  | <b>28</b> | <b>8</b> | <b>194</b> | <b>97.0</b> | <b>105</b> |
| <b>CELTICS</b> | <b>2</b> | <b>480</b> | <b>74-175</b> | <b>.423</b> | <b>15-43</b> | <b>.349</b> | <b>34-51</b> | <b>.667</b> | <b>30</b> | <b>64</b> | <b>94</b> | <b>41</b> | <b>40-0</b> | <b>16</b> | <b>28</b> | <b>9</b> | <b>197</b> | <b>98.5</b> | <b>99</b>  |







## CELTICS VS. SPURS GAME-BY-GAME RESULTS

| Date     | H/A | W/L | Celtics | Opp | Date     | H/A | W/L | Celtics | Opp |
|----------|-----|-----|---------|-----|----------|-----|-----|---------|-----|
| 10/30/76 | A   | W   | 126     | 117 | 11/19/04 | H   | L   | 84      | 92  |
| 1/21/77  | H   | W   | 103     | 90  | 12/26/04 | A   | L   | 90      | 107 |
| 3/22/77  | A   | W   | 108     | 104 | 11/11/05 | H   | L   | 82      | 103 |
| 4/9/77   | H   | W   | 120     | 105 | 12/9/05  | A   | L   | 89      | 101 |
| 10/19/77 | A   | L   | 109     | 114 | 1/22/07  | H   | L   | 89      | 93  |
| 11/9/77  | H   | L   | 114     | 129 | 3/17/07  | A   | W   | 91      | 85  |
| 1/25/78  | A   | L   | 103     | 113 | 2/10/08  | H   | W   | 98      | 90  |
| 3/3/78   | H   | L   | 117     | 120 | 3/17/08  | A   | W   | 93      | 91  |
| 10/24/78 | A   | L   | 109     | 152 | 2/8/09   | H   | L   | 99      | 105 |
| 11/3/78  | H   | L   | 103     | 110 | 3/20/09  | A   | W   | 80      | 77  |
| 2/14/79  | A   | L   | 119     | 149 | 12/3/09  | A   | W   | 90      | 83  |
| 4/1/79   | H   | L   | 110     | 112 | 3/28/10  | H   | L   | 73      | 94  |
| 10/23/79 | A   | L   | 120     | 129 | 1/5/11   | H   | W   | 105     | 103 |
| 11/7/79  | H   | W   | 117     | 105 | 3/31/11  | A   | W   | 107     | 97  |
| 12/21/79 | H   | W   | 133     | 114 | 4/4/12   | H   | L   | 86      | 87  |
| 1/5/80   | A   | L   | 111     | 119 | 11/21/12 | H   | L   | 100     | 112 |
| 2/27/80  | H   | W   | 130     | 125 | 12/15/12 | A   | L   | 88      | 103 |
| 3/4/80   | A   | W   | 137     | 108 | 11/20/13 | A   | L   | 93      | 104 |
| 1/16/81  | H   | W   | 94      | 85  | 2/12/14  | H   | L   | 92      | 104 |
| 2/17/81  | A   | W   | 128     | 116 |          |     |     |         |     |
| 3/4/82   | A   | W   | 110     | 101 |          |     |     |         |     |
| 3/19/82  | H   | W   | 134     | 110 |          |     |     |         |     |
| 11/19/82 | H   | W   | 119     | 111 |          |     |     |         |     |
| 1/7/83   | A   | W   | 116     | 113 |          |     |     |         |     |
| 11/30/83 | H   | W   | 130     | 106 |          |     |     |         |     |
| 12/27/83 | A   | W   | 115     | 100 |          |     |     |         |     |
| 12/29/84 | A   | W   | 120     | 112 |          |     |     |         |     |
| 2/27/85  | H   | W   | 111     | 102 |          |     |     |         |     |
| 2/26/86  | H   | W   | 120     | 100 |          |     |     |         |     |
| 3/13/86  | A   | W   | 135     | 119 |          |     |     |         |     |
| 11/28/86 | H   | W   | 111     | 96  |          |     |     |         |     |
| 2/21/87  | A   | W   | 121     | 113 |          |     |     |         |     |
| 2/10/88  | A   | W   | 136     | 120 |          |     |     |         |     |
| 3/9/88   | H   | W   | 119     | 118 |          |     |     |         |     |
| 12/30/88 | A   | W   | 112     | 99  |          |     |     |         |     |
| 3/20/89  | H   | W   | 119     | 108 |          |     |     |         |     |
| 1/12/90  | H   | L   | 90      | 97  |          |     |     |         |     |
| 2/14/90  | A   | W   | 106     | 95  |          |     |     |         |     |
| 12/8/90  | A   | L   | 96      | 102 |          |     |     |         |     |
| 3/1/91   | H   | W   | 108     | 98  |          |     |     |         |     |
| 1/19/92  | H   | W   | 98      | 89  |          |     |     |         |     |
| 2/11/92  | A   | L   | 84      | 100 |          |     |     |         |     |
| 2/13/93  | A   | L   | 85      | 90  |          |     |     |         |     |
| 3/3/93   | H   | W   | 132     | 91  |          |     |     |         |     |
| 12/26/93 | A   | L   | 85      | 99  |          |     |     |         |     |
| 2/4/94   | H   | L   | 91      | 100 |          |     |     |         |     |
| 12/14/94 | A   | L   | 110     | 122 |          |     |     |         |     |
| 1/17/95  | H   | L   | 92      | 101 |          |     |     |         |     |
| 1/16/96  | A   | L   | 97      | 121 |          |     |     |         |     |
| 2/7/96   | H   | L   | 89      | 99  |          |     |     |         |     |
| 1/8/97   | H   | W   | 107     | 83  |          |     |     |         |     |
| 3/4/97   | A   | L   | 92      | 103 |          |     |     |         |     |
| 12/26/97 | A   | L   | 86      | 101 |          |     |     |         |     |
| 1/13/98  | H   | L   | 88      | 97  |          |     |     |         |     |
| 11/24/99 | H   | L   | 98      | 121 |          |     |     |         |     |
| 12/17/99 | A   | L   | 94      | 103 |          |     |     |         |     |
| 2/23/01  | A   | L   | 82      | 100 |          |     |     |         |     |
| 3/21/01  | H   | L   | 77      | 97  |          |     |     |         |     |
| 1/9/02   | H   | L   | 90      | 93  |          |     |     |         |     |
| 3/16/02  | A   | L   | 104     | 111 |          |     |     |         |     |
| 1/12/03  | A   | L   | 80      | 81  |          |     |     |         |     |
| 3/9/03   | H   | L   | 78      | 94  |          |     |     |         |     |
| 1/18/04  | H   | L   | 92      | 109 |          |     |     |         |     |
| 3/20/04  | A   | L   | 87      | 103 |          |     |     |         |     |

\* Overtime  
\*\* Double-overtime

## ALL-TIME SERIES

San Antonio leads 43-40 (Celtics are 20-22 at home)

**CURRENT STREAK:** Five Spurs Wins

**LARGEST CELTICS WIN:** 41 points; 132-91 on 03/03/93 @ Boston

**LARGEST SPURS WIN:** 30 points; 149-119 on 02/14/79 @ San Antonio





## CELTICS VS. RAPTORS GAME-BY-GAME RESULTS

| Date        | H/A | W/L | Celtics | Opp | Date     | H/A | W/L | Celtics | Opp |
|-------------|-----|-----|---------|-----|----------|-----|-----|---------|-----|
| 12/12/95    | A   | W   | 116     | 96  | 4/13/12  | A   | L   | 79      | 84  |
| 12/15/95    | H   | W   | 122     | 103 | 11/17/12 | H   | W   | 107     | 89  |
| 1/21/96     | A   | L   | 95      | 97  | 2/6/13   | A   | W   | 99      | 95  |
| 4/12/96     | H   | W   | 136     | 108 | 3/13/13  | H   | W   | 112     | 88  |
| 12/11/96*** | H   | W   | 115     | 113 | 4/17/13  | A   | L   | 90      | 114 |
| 2/3/97      | A   | W   | 114     | 102 | 10/30/13 | A   | L   | 87      | 93  |
| 3/3/97      | A   | W   | 107     | 103 | 1/15/14  | H   | W   | 88      | 83  |
| 4/20/97     | H   | L   | 94      | 125 | 3/26/14  | H   | L   | 90      | 99  |
| 11/14/97    | H   | W   | 103     | 99  | 3/28/14  | A   | L   | 103     | 105 |
| 11/18/97    | A   | W   | 122     | 109 |          |     |     |         |     |
| 12/17/97    | A   | W   | 88      | 83  |          |     |     |         |     |
| 2/5/99      | H   | L   | 92      | 103 |          |     |     |         |     |
| 3/7/99      | A   | L   | 92      | 105 |          |     |     |         |     |
| 4/8/99      | A   | W   | 101     | 89  |          |     |     |         |     |
| 11/2/99     | A   | W   | 103     | 90  |          |     |     |         |     |
| 1/19/00     | H   | W   | 94      | 90  |          |     |     |         |     |
| 3/1/00      | H   | L   | 94      | 96  |          |     |     |         |     |
| 3/3/00      | A   | L   | 104     | 114 |          |     |     |         |     |
| 11/3/00     | H   | W   | 93      | 91  |          |     |     |         |     |
| 11/7/00     | A   | L   | 75      | 105 |          |     |     |         |     |
| 1/12/01     | H   | L   | 72      | 93  |          |     |     |         |     |
| 2/5/01      | A   | L   | 98      | 110 |          |     |     |         |     |
| 11/23/01    | H   | L   | 89      | 91  |          |     |     |         |     |
| 12/2/01     | A   | W   | 85      | 69  |          |     |     |         |     |
| 1/21/02     | H   | W   | 106     | 97  |          |     |     |         |     |
| 1/31/02     | A   | L   | 92      | 97  |          |     |     |         |     |
| 11/29/02    | A   | L   | 95      | 98  |          |     |     |         |     |
| 2/28/03     | H   | W   | 90      | 85  |          |     |     |         |     |
| 3/2/03      | A   | L   | 92      | 104 |          |     |     |         |     |
| 12/3/03     | A   | L   | 95      | 105 |          |     |     |         |     |
| 12/12/03    | H   | W   | 114     | 111 |          |     |     |         |     |
| 2/27/04     | H   | W   | 88      | 75  |          |     |     |         |     |
| 2/29/04     | A   | W   | 91      | 82  |          |     |     |         |     |
| 12/3/04     | H   | W   | 91      | 89  |          |     |     |         |     |
| 1/12/05     | A   | L   | 93      | 104 |          |     |     |         |     |
| 3/16/05     | H   | W   | 110     | 109 |          |     |     |         |     |
| 4/17/05     | A   | W   | 103     | 98  |          |     |     |         |     |
| 11/18/05    | H   | W   | 100     | 93  |          |     |     |         |     |
| 3/5/06      | A   | L   | 105     | 111 |          |     |     |         |     |
| 3/22/06     | H   | W   | 110     | 96  |          |     |     |         |     |
| 4/4/06      | A   | W   | 124     | 120 |          |     |     |         |     |
| 12/1/06     | A   | L   | 102     | 106 |          |     |     |         |     |
| 1/12/07     | H   | L   | 86      | 95  |          |     |     |         |     |
| 1/26/07     | A   | L   | 90      | 96  |          |     |     |         |     |
| 3/26/07     | H   | W   | 95      | 87  |          |     |     |         |     |
| 11/4/07*    | A   | W   | 98      | 95  |          |     |     |         |     |
| 12/7/07     | H   | W   | 112     | 84  |          |     |     |         |     |
| 12/16/07    | A   | W   | 90      | 77  |          |     |     |         |     |
| 1/23/08     | H   | L   | 112     | 114 |          |     |     |         |     |
| 11/10/08    | H   | W   | 94      | 87  |          |     |     |         |     |
| 11/23/08    | A   | W   | 118     | 103 |          |     |     |         |     |
| 1/11/09     | A   | W   | 94      | 88  |          |     |     |         |     |
| 1/12/09*    | H   | W   | 115     | 109 |          |     |     |         |     |
| 11/27/10    | H   | W   | 116     | 103 |          |     |     |         |     |
| 1/2/10      | H   | W   | 103     | 96  |          |     |     |         |     |
| 1/10/10     | A   | W   | 114     | 107 |          |     |     |         |     |
| 4/7/10      | A   | W   | 115     | 107 |          |     |     |         |     |
| 11/21/10    | A   | L   | 101     | 102 |          |     |     |         |     |
| 11/26/10    | H   | W   | 110     | 101 |          |     |     |         |     |
| 1/2/11      | A   | W   | 93      | 79  |          |     |     |         |     |
| 1/7/11      | H   | W   | 122     | 102 |          |     |     |         |     |
| 1/18/12     | H   | W   | 96      | 73  |          |     |     |         |     |
| 2/1/12      | H   | W   | 100     | 64  |          |     |     |         |     |
| 2/10/12     | A   | L   | 74      | 86  |          |     |     |         |     |

\* Overtime  
\*\* Double-overtime  
\*\*\* Triple-overtime

## ALL-TIME SERIES

Boston leads 46-27 (Celtics are 27-9 at home)

**CURRENT STREAK:** Two Raptors Wins

**LARGEST CELTICS WIN:** 36 points; 100-64 on 02/01/12 at Boston

**LARGEST RAPTORS WIN:** 31 points; 125-94 on 04/20/97 @ Boston



UTAH JAZZ

EnergySolutions Arena (19,911)

301 West South Temple, Salt Lake City, UT 84101

801-325-2500 • fax 801-325-2578

2013-14 RESULTS

Series split 1-1 (Celtics were 1-0 at TD Garden)

11/06/13 Utah 87 at Boston 97

02/24/14 Boston 98 at Utah 110

2014-15 MATCHUPS

01/26/15 Boston at Utah

03/04/15 Utah at Boston

DIRECTORY

HEAD COACH: ..... Quin Snyder  
 ASSISTANT COACHES: ..... Brad Jones, Antonio Lang, Alex Jensen, Mike Wells, Johnnie Bryant  
 ATHLETIC TRAINER: ..... Gary Briggs  
 PUBLIC AND MEDIA RELATIONSS: ..... Jonathan Rinehart, Derek Garduño, Caroline Burleson  
 CABLE TELEVISION: ..... ROOT Sports. Broadcaster: Craig Bolerjack, Matt Harpring  
 RADIO: ..... KZNS (1280AM/97.5FM "The Zone"). Broadcaster: David Locke, Ron Boone

2013-2014 SEASON SERIES (1-1) BOSTON VS. UTAH

| PLAYER        | G-GS | MIN | FG-FGA | PCT   | 3FG-FGA | PCT   | FT-FTA | PCT   | OFF | DEF | TOT | AST | PF-DQ | STL | TO | BLK | PTS  | AVG  | HI  |
|---------------|------|-----|--------|-------|---------|-------|--------|-------|-----|-----|-----|-----|-------|-----|----|-----|------|------|-----|
| Green         | 2-2  | 77  | 13-23  | .448  | 5-10    | .500  | 8-9    | .889  | 0   | 7   | 4   | 5-0 | 1     | 2   | 0  | 39  | 19.5 | 21   |     |
| Rondo         | 1-1  | 33  | 6-13   | .462  | 0-0     | ---   | 6-6    | 1.000 | 2   | 1   | 3   | 10  | 3-0   | 1   | 5  | 0   | 18   | 18.0 | 18  |
| Olynyk        | 2-0  | 57  | 14-27  | .519  | 1-5     | .200  | 6-6    | 1.000 | 8   | 8   | 16  | 7   | 6-0   | 2   | 2  | 0   | 35   | 17.5 | 21  |
| Bayless (TOT) | 2-0  | 54  | 12-22  | .545  | 5-7     | .714  | 1-2    | .500  | 1   | 1   | 2   | 4   | 7-0   | 1   | 3  | 1   | 30   | 15.0 | 17  |
| Bayless (BOS) | 1-0  | 30  | 6-11   | .545  | 1-2     | .500  | 0-0    | ---   | 1   | 0   | 1   | 1   | 3-0   | 1   | 3  | 0   | 13   | 13.0 | 13  |
| Bass          | 2-2  | 71  | 11-26  | .423  | 0-0     | ---   | 6-7    | .857  | 8   | 4   | 12  | 3   | 7-0   | 1   | 5  | 4   | 28   | 14.0 | 20  |
| Sullinger     | 1-0  | 24  | 6-11   | .545  | 0-2     | .000  | 0-0    | ---   | 0   | 5   | 5   | 0   | 2-0   | 0   | 2  | 1   | 12   | 12.0 | 12  |
| Bradley       | 1-1  | 30  | 3-8    | .375  | 0-2     | .000  | 2-2    | 1.000 | 2   | 4   | 6   | 1   | 2-0   | 1   | 2  | 0   | 8    | 8.0  | 8   |
| Crawford      | 1-1  | 27  | 3-9    | .333  | 1-3     | .333  | 0-0    | ---   | 0   | 2   | 2   | 4   | 2-0   | 0   | 0  | 1   | 7    | 7.0  | 7   |
| Wallace       | 2-1  | 53  | 5-7    | .714  | 2-2     | 1.000 | 1-4    | .250  | 0   | 11  | 11  | 3   | 3-0   | 3   | 4  | 0   | 15   | 6.5  | 9   |
| Humphries     | 2-1  | 26  | 5-13   | .385  | 0-0     | ---   | 1-1    | 1.000 | 1   | 2   | 3   | 0   | 1-0   | 0   | 3  | 0   | 11   | 5.5  | 9   |
| Lee           | 1-0  | 11  | 2-3    | .667  | 1-1     | 1.000 | 0-0    | ---   | 0   | 2   | 2   | 0   | 1-0   | 0   | 0  | 0   | 5    | 5.0  | 5   |
| Johnson       | 1-0  | 8   | 2-7    | .286  | 0-4     | .000  | 0-0    | ---   | 0   | 1   | 1   | 0   | 0-0   | 0   | 0  | 0   | 4    | 4.0  | 4   |
| Gomes (TOT)   | 1-0  | 10  | 1-4    | .250  | 0-2     | .000  | 0-0    | ---   | 0   | 1   | 1   | 0   | 1-0   | 0   | 0  | 0   | 2    | 2.0  | 2   |
| Anthony (TOT) | 2-0  | 5   | 1-1    | 1.000 | 0-0     | ---   | 0-0    | ---   | 0   | 1   | 1   | 0   | 0-0   | 0   | 0  | 0   | 2    | 1.0  | 2   |
| Anthony (BOS) | 1-0  | 2   | 0-0    | ---   | 0-0     | ---   | 0-0    | ---   | 0   | 0   | 0   | 0   | 0-0   | 0   | 0  | 0   | 0    | 0.0  | 0   |
| Pressey       | 2-0  | 25  | 1-5    | .200  | 0-3     | .000  | 0-0    | ---   | 0   | 1   | 1   | 3   | 0-0   | 1   | 0  | 0   | 2    | 1.0  | 2   |
| Faverani      | 1-1  | 6   | 0-4    | .000  | 0-1     | .000  | 0-0    | ---   | 1   | 2   | 3   | 2   | 1-0   | 0   | 0  | 0   | 0    | 0.0  | 0   |
| CELTICS       | 2    | 480 | 77-173 | .445  | 11-35   | .314  | 30-35  | .857  | 23  | 50  | 73  | 38  | 36-0  | 11  | 31 | 6   | 195  | 97.5 | 98  |
| JAZZ          | 2    | 480 | 81-160 | .506  | 7-27    | .259  | 28-39  | .718  | 22  | 58  | 80  | 39  | 43-0  | 16  | 35 | 12  | 197  | 98.5 | 110 |

2013-2014 SEASON SERIES (1-1) UTAH VS. BOSTON

| PLAYER    | G-GS | MIN | FG-FGA | PCT  | 3FG-FGA | PCT   | FT-FTA | PCT  | OFF | DEF | TOT | AST | PF-DQ | STL | TO | BLK | PTS | AVG  | HI  |
|-----------|------|-----|--------|------|---------|-------|--------|------|-----|-----|-----|-----|-------|-----|----|-----|-----|------|-----|
| Williams  | 1-1  | 23  | 8-10   | .800 | 2-2     | 1.000 | 1-3    | .333 | 3   | 4   | 7   | 2   | 2-0   | 2   | 0  | 1   | 19  | 19.0 | 19  |
| Hayward   | 2-2  | 75  | 16-31  | .516 | 1-6     | .167  | 3-4    | .750 | 3   | 10  | 13  | 15  | 4-0   | 2   | 8  | 0   | 36  | 18.0 | 28  |
| Kanter    | 2-1  | 64  | 13-23  | .565 | 0-0     | ---   | 8-9    | .889 | 8   | 5   | 13  | 0   | 6-0   | 0   | 3  | 0   | 34  | 17.0 | 22  |
| Favors    | 2-2  | 63  | 12-19  | .632 | 0-0     | ---   | 6-9    | .667 | 4   | 14  | 18  | 2   | 7-0   | 0   | 3  | 6   | 30  | 15.0 | 20  |
| Burks     | 2-0  | 52  | 12-21  | .571 | 1-2     | .500  | 4-5    | .800 | 1   | 4   | 5   | 4   | 0-0   | 2   | 4  | 0   | 29  | 14.5 | 21  |
| Burke     | 1-1  | 36  | 5-16   | .313 | 2-5     | .400  | 0-0    | ---  | 1   | 4   | 5   | 3   | 3-0   | 0   | 1  | 0   | 12  | 12.0 | 12  |
| Jefferson | 2-2  | 62  | 8-18   | .444 | 1-6     | .167  | 6-9    | .667 | 1   | 7   | 8   | 7   | 7-0   | 7   | 3  | 0   | 25  | 11.5 | 13  |
| Evans     | 1-0  | 18  | 2-4    | .500 | 0-0     | ---   | 0-0    | ---  | 0   | 6   | 6   | 0   | 3-0   | 2   | 0  | 4   | 4   | 4.0  | 4   |
| Garrett   | 1-0  | 12  | 2-3    | .667 | 0-1     | .000  | 0-0    | ---  | 0   | 0   | 0   | 1   | 1-0   | 0   | 1  | 0   | 4   | 4.0  | 4   |
| Lucas     | 1-0  | 13  | 2-4    | .500 | 0-1     | .000  | 0-0    | ---  | 0   | 1   | 1   | 0   | 1-0   | 0   | 2  | 0   | 4   | 4.0  | 4   |
| Harris    | 1-0  | 18  | 1-3    | .333 | 0-0     | ---   | 0-0    | ---  | 1   | 1   | 2   | 0   | 3-0   | 1   | 3  | 0   | 2   | 2.0  | 2   |
| Clark     | 1-0  | 17  | 0-6    | .000 | 0-3     | .000  | 0-0    | ---  | 0   | 2   | 2   | 1   | 2-0   | 0   | 1  | 1   | 0   | 0.0  | 0   |
| Gobert    | 1-0  | 6   | 0-0    | ---  | 0-0     | ---   | 0-0    | ---  | 0   | 0   | 0   | 0   | 2-0   | 0   | 1  | 1   | 0   | 0.0  | 0   |
| Tinsley   | 1-1  | 20  | 0-2    | .000 | 0-1     | .000  | 0-0    | ---  | 0   | 0   | 0   | 4   | 2-0   | 0   | 2  | 0   | 0   | 0.0  | 0   |
| JAZZ      | 2    | 480 | 81-160 | .506 | 7-27    | .259  | 28-39  | .718 | 22  | 58  | 80  | 39  | 43-0  | 16  | 35 | 12  | 197 | 98.5 | 110 |
| CELTICS   | 2    | 480 | 77-173 | .445 | 11-35   | .314  | 30-35  | .857 | 23  | 50  | 73  | 38  | 36-0  | 11  | 31 | 6   | 195 | 97.5 | 98  |



## CELTICS VS. JAZZ GAME-BY-GAME RESULTS

| Date      | H/A | W/L | Celtics | Opp | Date     | H/A | W/L | Celtics | Opp |
|-----------|-----|-----|---------|-----|----------|-----|-----|---------|-----|
| 12/8/74   | A   | W   | 111     | 101 | 12/26/01 | A   | L   | 86      | 99  |
| 12/20/74  | H   | W   | 110     | 106 | 11/10/02 | H   | W   | 112     | 95  |
| 1/22/75   | A   | W   | 110     | 102 | 3/24/03  | A   | L   | 91      | 96  |
| 3/26/75   | H   | W   | 113     | 100 | 12/8/03  | A   | W   | 102     | 80  |
| 12/5/75   | H   | W   | 104     | 93  | 12/19/03 | H   | L   | 96      | 99  |
| 12/14/75  | A   | W   | 102     | 93  | 12/17/04 | H   | W   | 114     | 106 |
| 3/5/76    | A   | W   | 98      | 93  | 2/25/05  | A   | W   | 109     | 102 |
| 3/9/76    | H   | L   | 99      | 117 | 12/21/05 | H   | W   | 101     | 89  |
| 3/23/76*  | A   | W   | 101     | 97  | 2/21/06  | A   | W   | 103     | 83  |
| 11/2/76   | A   | L   | 97      | 115 | 11/10/06 | H   | L   | 100     | 107 |
| 11/12/76  | H   | W   | 117     | 110 | 2/24/07  | A   | L   | 87      | 105 |
| 1/18/77   | A   | L   | 89      | 99  | 12/29/07 | A   | W   | 104     | 98  |
| 4/8/77    | H   | W   | 120     | 109 | 3/24/08  | H   | L   | 92      | 110 |
| 1/24/78   | A   | L   | 91      | 96  | 12/15/08 | H   | W   | 100     | 91  |
| 3/1/78    | A   | L   | 100     | 101 | 2/19/09  | A   | L   | 85      | 90  |
| 3/3/78    | H   | W   | 116     | 113 | 11/10/09 | H   | W   | 105     | 86  |
| 4/1/78    | H   | W   | 119     | 108 | 3/22/10  | A   | L   | 97      | 110 |
| 10/19/78  | A   | L   | 115     | 120 | 1/21/11  | H   | W   | 110     | 86  |
| 12/13/78  | H   | W   | 102     | 96  | 2/28/11  | A   | W   | 107     | 102 |
| 2/28/79   | H   | W   | 122     | 112 | 3/28/12  | H   | W   | 94      | 82  |
| 4/3/79    | A   | L   | 125     | 141 | 11/14/12 | H   | W   | 98      | 93  |
| 11/16/79  | H   | W   | 113     | 97  | 2/25/13* | A   | W   | 110     | 107 |
| 2/20/80   | A   | W   | 105     | 98  | 11/6/13  | H   | W   | 97      | 87  |
| 1/21/81   | H   | W   | 117     | 87  | 2/24/14  | A   | L   | 98      | 110 |
| 2/13/81   | A   | L   | 89      | 104 |          |     |     |         |     |
| 12/30/81  | A   | W   | 121     | 110 |          |     |     |         |     |
| 2/24/82   | H   | W   | 132     | 90  |          |     |     |         |     |
| 11/26/82  | H   | W   | 137     | 103 |          |     |     |         |     |
| 1/1/83    | A   | W   | 127     | 112 |          |     |     |         |     |
| 11/16/83  | A   | L   | 109     | 122 |          |     |     |         |     |
| 3/7/84    | H   | W   | 117     | 106 |          |     |     |         |     |
| 12/14/84  | H   | W   | 117     | 106 |          |     |     |         |     |
| 2/18/85   | A   | W   | 110     | 94  |          |     |     |         |     |
| 11/20/85* | H   | W   | 115     | 106 |          |     |     |         |     |
| 12/28/85  | A   | W   | 110     | 108 |          |     |     |         |     |
| 2/16/87   | A   | L   | 89      | 109 |          |     |     |         |     |
| 3/4/87    | H   | W   | 123     | 105 |          |     |     |         |     |
| 12/16/87  | H   | W   | 121     | 111 |          |     |     |         |     |
| 1/4/88    | A   | W   | 107     | 99  |          |     |     |         |     |
| 12/14/88  | H   | W   | 112     | 104 |          |     |     |         |     |
| 2/16/89   | A   | L   | 114     | 129 |          |     |     |         |     |
| 12/20/89  | H   | W   | 113     | 109 |          |     |     |         |     |
| 2/21/90   | A   | L   | 103     | 116 |          |     |     |         |     |
| 11/16/90  | H   | W   | 114     | 89  |          |     |     |         |     |
| 3/13/91   | A   | L   | 109     | 112 |          |     |     |         |     |
| 12/20/91  | H   | W   | 112     | 101 |          |     |     |         |     |
| 2/17/92   | A   | L   | 83      | 88  |          |     |     |         |     |
| 11/18/92  | H   | L   | 91      | 92  |          |     |     |         |     |
| 12/26/92  | A   | L   | 92      | 108 |          |     |     |         |     |
| 12/17/93  | H   | L   | 96      | 97  |          |     |     |         |     |
| 12/29/93  | A   | L   | 107     | 110 |          |     |     |         |     |
| 1/13/95   | H   | L   | 93      | 95  |          |     |     |         |     |
| 2/18/95   | A   | L   | 98      | 108 |          |     |     |         |     |
| 11/15/95  | H   | L   | 90      | 102 |          |     |     |         |     |
| 2/20/96   | A   | L   | 98      | 112 |          |     |     |         |     |
| 2/20/97   | A   | L   | 105     | 122 |          |     |     |         |     |
| 3/19/97   | H   | L   | 100     | 113 |          |     |     |         |     |
| 2/12/98   | A   | L   | 100     | 118 |          |     |     |         |     |
| 3/4/98    | H   | L   | 94      | 110 |          |     |     |         |     |
| 12/15/99  | H   | L   | 86      | 96  |          |     |     |         |     |
| 2/15/00   | A   | W   | 101     | 99  |          |     |     |         |     |
| 2/19/01   | A   | L   | 99      | 114 |          |     |     |         |     |
| 3/2/01    | H   | W   | 103     | 99  |          |     |     |         |     |
| 12/21/01  | H   | W   | 98      | 92  |          |     |     |         |     |

\* Overtime  
\*\* Double-overtime

JAZZ: New Orleans Jazz 1974-79; Utah Jazz 1979-present.

## ALL-TIME SERIES

Boston leads 51-37 (Celtics are 33-11 at home)

**CURRENT STREAK:** One Jazz Win

**LARGEST CELTICS WIN:** 42 points; 132-90 on 02/24/82 @ Boston

**LARGEST JAZZ WIN:** 20 points; 109-89 on 02/16/87 @ Utah



## WIZARDS

### WASHINGTON WIZARDS

Verizon Center (20,356)

601 F Street, NW, Washington, DC 20004

202-661-5000 • fax 202-661-5113

## 2013-14 RESULTS

Washington won 3-1 (Celtics were 0-2 at TD Garden)

12/21/13 Washington 106 at Boston 99

01/22/14 Boston 113 at Washington 111

04/02/14 Boston 92 at Washington 118

04/16/14 Washington 118 at Boston 102

## 2014-15 MATCHUPS

12/07/14 Washington at Boston

12/08/14 Boston at Washington

12/27/14 Boston at Washington

## DIRECTORY

**HEAD COACH:** ..... Randy Wittman

**ASSISTANT COACHES:** ..... Don Newman, Don Zierden, Roy Rogers, Pat Sullivan, Howard Easley

**ATHLETIC TRAINER:** ..... Eric Walters

**PUBLIC AND MEDIA RELATIONS:** ..... Scott Hall, Patrick Rees, Ketsia Colimon, Daren Jenkins

**BROADCAST TELEVISION:** ..... Comcast SportsNet. Broadcasters: Steve Buckhantz, Phil Chenier, Chris Miller

**RADIO:** ..... WNEW 99.1FM/WFED 1500AM. Broadcasters: Dave Johnson, Glenn Consor

## 2013-2014 SEASON SERIES (1-3) BOSTON VS. WASHINGTON

| PLAYER         | G-GS     | MIN        | FG-FGA         | FT-FTA      | 3FG-FGA       | REB         | AST          | BLK         | PTS       | AVG        | HI         |
|----------------|----------|------------|----------------|-------------|---------------|-------------|--------------|-------------|-----------|------------|------------|
| Bradley        | 2-2      | 75         | 19-36          | 528         | 5-10          | 500         | 333          | 4           | 6         | 10         | 3          |
| Green          | 4-4      | 148        | 27-67          | 403         | 10-35         | 286         | 21-26        | 808         | 1         | 15         | 16         |
| Sullinger      | 3-2      | 100        | 22-44          | 500         | 3-9           | 333         | 14-18        | 778         | 9         | 17         | 26         |
| Rondo          | 1-1      | 32         | 6-13           | 462         | 0-3           | 0.000       | 1-1          | 1.000       | 1         | 6          | 7          |
| Crawford       | 1-1      | 33         | 5-11           | 455         | 1-5           | 200         | 0-0          | ---         | 1         | 2          | 3          |
| Bass           | 4-3      | 98         | 17-30          | 567         | 0-1           | 0.000       | 9-11         | 818         | 2         | 19         | 21         |
| Olynyk         | 4-1      | 72         | 17-35          | 486         | 0-6           | 0.000       | 8-11         | 727         | 7         | 8          | 15         |
| Johnson        | 3-0      | 92         | 10-26          | 385         | 5-17          | 294         | 2-3          | 667         | 5         | 9          | 14         |
| Wallace        | 2-1      | 58         | 5-9            | 556         | 0-2           | 0.000       | 5-6          | 833         | 1         | 7          | 8          |
| Humphries      | 3-2      | 62         | 10-21          | 476         | 0-1           | 0.000       | 2-3          | 667         | 2         | 10         | 12         |
| Pressey        | 4-2      | 110        | 10-25          | 400         | 5-11          | 455         | 4-6          | 667         | 1         | 5          | 6          |
| Anthony (TOT)  | 3-0      | 46         | 3-7            | 429         | 0-0           | ---         | 2-4          | 500         | 3         | 3          | 6          |
| Anthony (BOS)  | 3-0      | 46         | 3-7            | 429         | 0-0           | ---         | 2-4          | 500         | 3         | 3          | 6          |
| Bayless (TOT)  | 1-1      | 21         | 1-6            | 167         | 0-2           | 0.000       | 0-0          | ---         | 0         | 0          | 1          |
| Bayless (BOS)  | 1-1      | 21         | 1-6            | 167         | 0-2           | 0.000       | 0-0          | ---         | 0         | 0          | 1          |
| Blue           | 1-0      | 4          | 1-2            | 500         | 0-0           | ---         | 0-2          | 0.000       | 0         | 2          | 2          |
| Faverani       | 1-0      | 7          | 1-1            | 1.000       | 0-0           | ---         | 0-0          | ---         | 0         | 0          | 0          |
| Babb           | 2-0      | 18         | 0-5            | 0.000       | 0-5           | 0.000       | 0-0          | ---         | 0         | 2          | 2          |
| Lee            | 1-0      | 8          | 0-3            | 0.000       | 0-1           | 0.000       | 0-0          | ---         | 0         | 0          | 0          |
| <b>CELTICS</b> | <b>4</b> | <b>985</b> | <b>154-341</b> | <b>.452</b> | <b>29-108</b> | <b>.269</b> | <b>69-94</b> | <b>.734</b> | <b>37</b> | <b>111</b> | <b>148</b> |
| <b>WIZARDS</b> | <b>4</b> | <b>985</b> | <b>178-341</b> | <b>.522</b> | <b>31-80</b>  | <b>.388</b> | <b>66-87</b> | <b>.759</b> | <b>36</b> | <b>138</b> | <b>174</b> |

## 2013-2014 SEASON SERIES (3-1) WASHINGTON VS. BOSTON

| PLAYER         | G-GS     | MIN        | FG-FGA         | FT-FTA      | 3FG-FGA       | REB         | AST          | BLK         | PTS       | AVG        | HI         |
|----------------|----------|------------|----------------|-------------|---------------|-------------|--------------|-------------|-----------|------------|------------|
| Wall           | 4-4      | 137        | 29-72          | 403         | 2-13          | 154         | 16-20        | 800         | 1         | 16         | 17         |
| Ariza          | 4-4      | 137        | 27-51          | 529         | 12-25         | 480         | 6-6          | 1.000       | 3         | 20         | 23         |
| Beal           | 4-4      | 125        | 27-50          | 540         | 5-14          | 357         | 10-10        | 1.000       | 1         | 14         | 15         |
| Gortat         | 4-4      | 139        | 26-41          | 634         | 0-0           | ---         | 9-14         | .643        | 7         | 35         | 42         |
| Hilario        | 3-1      | 79         | 16-26          | .615        | 0-0           | ---         | 10-15        | .667        | 5         | 15         | 20         |
| Booker         | 4-3      | 85         | 16-26          | .615        | 0-0           | ---         | 7-10         | .700        | 8         | 11         | 19         |
| Harrington     | 2-0      | 27         | 6-11           | 545         | 3-6           | 500         | 2-2          | 1.000       | 1         | 2          | 3          |
| Webster        | 4-0      | 105        | 10-25          | 400         | 7-17          | .412        | 1-5          | .333        | 2         | 7          | 9          |
| Miller (TOT)   | 3-0      | 63         | 8-9            | 889         | 0-1           | 0.000       | 0-0          | ---         | 2         | 4          | 6          |
| Miller (WAS)   | 2-0      | 39         | 3-3            | 1.000       | 0-0           | ---         | 0-0          | ---         | 1         | 4          | 5          |
| Seraphin       | 4-0      | 42         | 9-15           | 600         | 0-0           | ---         | 1-2          | .500        | 3         | 8          | 11         |
| Porter         | 3-0      | 22         | 5-8            | .625        | 1-2           | 500         | 2-3          | .667        | 2         | 1          | 3          |
| Temple         | 4-0      | 27         | 3-8            | .375        | 1-2           | 500         | 2-2          | 1.000       | 2         | 3          | 5          |
| Gooden         | 1-0      | 18         | 1-5            | 200         | 0-1           | 0.000       | 0-0          | ---         | 0         | 2          | 2          |
| Singleton      | 1-0      | 4          | 0-0            | ---         | 0-0           | ---         | 0-0          | ---         | 0         | 0          | 0          |
| <b>WIZARDS</b> | <b>4</b> | <b>985</b> | <b>178-341</b> | <b>.522</b> | <b>31-80</b>  | <b>.388</b> | <b>66-87</b> | <b>.759</b> | <b>36</b> | <b>138</b> | <b>174</b> |
| <b>CELTICS</b> | <b>4</b> | <b>985</b> | <b>154-341</b> | <b>.452</b> | <b>29-108</b> | <b>.269</b> | <b>69-94</b> | <b>.734</b> | <b>37</b> | <b>111</b> | <b>148</b> |



## NOTES

[illegible]





# BOSTON CELTICS 2014-15 SCHEDULE

## NOVEMBER

| SUN               | MON               | TUE | WED                    | THU | FRI               | SAT              |
|-------------------|-------------------|-----|------------------------|-----|-------------------|------------------|
|                   |                   |     | Oct. 29<br>BKN<br>7:30 | 30  | 31<br>HOU<br>8:00 | Nov. 1           |
| 2                 | DAL<br>8:30       | 3   | 4<br>TOR<br>7:30       | 5   | 6<br>IND<br>7:30  | 7<br>CHI<br>8:00 |
| 9                 | 10                | 11  | 12<br>OKC<br>7:30      | 13  | 14<br>CLE<br>7:30 | 15               |
| 16                | 17<br>PHX<br>7:30 | 18  | 19<br>PHI<br>7:00      | 20  | 21<br>MEM<br>8:00 | 22               |
| 23<br>POR<br>6:00 | 24                | 25  | 26                     | 27  | 28<br>CHI<br>1:00 | 29               |
| 30<br>SAN<br>1:00 |                   |     |                        |     |                   |                  |

## DECEMBER

| SUN               | MON               | TUE               | WED               | THU | FRI               | SAT               |
|-------------------|-------------------|-------------------|-------------------|-----|-------------------|-------------------|
|                   | 1                 | 2<br>ATL<br>7:30  | 3<br>DET<br>7:30  | 4   | 5<br>LAL<br>7:30  | 6                 |
| 7<br>WAS<br>1:00  | 8<br>WAS<br>7:00  | 9                 | 10<br>CHA<br>7:00 | 11  | 12<br>NYK<br>7:30 | 13                |
| 14                | 15<br>PHI<br>7:00 | 16                | 17<br>ORL<br>7:30 | 18  | 19<br>MIN<br>7:30 | 20                |
| 21<br>MIA<br>6:00 | 22                | 23<br>ORL<br>7:00 | 24                | 25  | 26<br>BKN<br>1:00 | 27<br>WAS<br>7:00 |
| 28                | 29                | 30                | 31<br>SAC<br>1:00 |     |                   |                   |

## JANUARY

| SUN               | MON               | TUE | WED               | THU                | FRI               | SAT               |
|-------------------|-------------------|-----|-------------------|--------------------|-------------------|-------------------|
|                   |                   |     |                   | 1                  | 2<br>DAL<br>7:30  | 3<br>CHI<br>8:00  |
| 4                 | 5<br>CHA<br>7:30  | 6   | 7<br>BKN<br>7:30  | 8                  | 9<br>IND<br>7:00  | 10<br>TOR<br>7:30 |
| 11                | 12<br>NOP<br>7:30 | 13  | 14<br>ATL<br>8:00 | 15                 | 16<br>CHI<br>7:30 | 17                |
| 18                | 19<br>LAC<br>3:30 | 20  | 21                | 22<br>POR<br>10:00 | 23<br>DEN<br>9:00 | 24                |
| 25<br>GSW<br>8:00 | 26<br>UTA<br>9:00 | 27  | 28<br>MIN<br>8:00 | 29                 | 30<br>HOU<br>7:30 | 31                |

## FEBRUARY

| SUN                 | MON               | TUE              | WED               | THU | FRI                | SAT              |
|---------------------|-------------------|------------------|-------------------|-----|--------------------|------------------|
| 1<br>MIA<br>1:00    | 2                 | 3<br>NYK<br>7:30 | 4<br>DEN<br>7:30  | 5   | 6<br>PHI<br>7:30   | 7<br>MIL<br>8:30 |
| 8                   | 9                 | 10               | 11<br>ATL<br>7:30 | 12  | 13                 | 14               |
| 15<br>★<br>ALL-STAR | 16                | 17               | 18                | 19  | 20<br>SAC<br>10:00 | 21               |
| 22<br>LAL<br>9:30   | 23<br>PHX<br>9:00 | 24               | 25<br>NYK<br>7:30 | 26  | 27<br>CHA<br>7:30  | 28               |

## MARCH






| SUN               | MON               | TUE              | WED               | THU | FRI               | SAT               |
|-------------------|-------------------|------------------|-------------------|-----|-------------------|-------------------|
| 1<br>GSW<br>6:00  | 2                 | 3<br>CLE<br>7:00 | 4<br>UTA<br>7:30  | 5   | 6<br>NOP<br>8:00  | 7                 |
| 8<br>ORL<br>6:00  | 9<br>MIA<br>7:30  | 10               | 11<br>MEM<br>7:30 | 12  | 13<br>ORL<br>7:30 | 14<br>IND<br>7:00 |
| 15                | 16<br>PHI<br>7:30 | 17               | 18<br>OKC<br>8:00 | 19  | 20<br>SAN<br>8:30 | 21                |
| 22<br>DET<br>6:00 | 23<br>BKN<br>7:30 | 24               | 25<br>MIA<br>7:30 | 26  | 27<br>NYK<br>7:30 | 28                |
| 29<br>LAC<br>6:00 | 30<br>CHA<br>7:00 | 31               |                   |     |                   |                   |

## APRIL

| SUN               | MON | TUE               | WED               | THU | FRI               | SAT              |
|-------------------|-----|-------------------|-------------------|-----|-------------------|------------------|
|                   |     |                   | 1<br>IND<br>7:30  | 2   | 3<br>MIL<br>7:30  | 4<br>TOR<br>7:30 |
| 5                 | 6   | 7                 | 8<br>DET<br>7:30  | 9   | 10<br>CLE<br>7:30 | 11               |
| 12<br>CLE<br>3:00 | 13  | 14<br>TOR<br>7:30 | 15<br>MIL<br>8:00 | 16  | 17                | 18               |
| 19                | 20  | 21                | 22                | 23  | 24                | 25               |
| 26                | 27  | 28                | 29                | 30  |                   |                  |

GET YOUR TICKETS NOW + GREAT SEATS AVAILABLE

**CELTICS.COM** or **800-4NBA-TIX**

■ Home ■ Away All times EST. Follow us     

BOSTON CELTICS BROADCAST PARTNERS:

