

CHARLOTTE HORNETS

2014-15 MEDIA GUIDE





Sprite®

official partner



©2014 The Coca-Cola Company. All Rights Reserved.
The NBA and NBA member team identifications are the intellectual property of NBA Properties, Inc. and the respective member teams. ©2014 NBA Properties, Inc. All rights reserved.



HORNETS SPORTS & ENTERTAINMENT

OFFICE ADDRESS	333 East Trade Street, Charlotte, NC 28202
TELEPHONE	704-688-8600
ARENA	Time Warner Cable Arena (19,077)
TICKET INFORMATION	704-HORNETS
WEBSITE	hornets.com

COMMUNICATIONS CONTACT INFORMATION

MIKE CRISTALDI Vice President of Communications	704-688-8866 mcristaldi@hornets.com
JOSH ROSEN Director of Communications	704-688-8863 jrosen@hornets.com
JEROME HUBBARD Coordinator of Communications	704-688-8862 jhubbard@hornets.com
COMMUNICATIONS GAME NIGHT OFFICE	704-688-8864
COMMUNICATIONS PRESS ROW LINE	704-688-8867
COMMUNICATIONS FAX	704-688-7864

CREDITS

EXECUTIVE EDITOR	Josh Rosen
EDITORS	Mike Cristaldi, Jerome Hubbard
DESIGN	Ashley Mulready
LAYOUT, PRODUCTION AND PRINTING	iTek Graphics
PHOTOGRAPHY	Kent Smith, NBAE/Getty Images, James Quantz Jr

SPECIAL THANKS Elias Sports Bureau, Daniel Boyd, Mitchell Brewer, Desmond Davidson, Allie Michel, Justin Perez, Past Communications Interns

© 2014 Charlotte Hornets

All NBA and team insignia depicted in this publication are the property of NBA Properties, Inc. and the respective teams of the NBA and may not be reproduced for commercial purposes without the prior written consent of NBA Properties, Inc. The information contained in this publication was compiled by the Charlotte Hornets and is provided as a courtesy to our fans and the press and may be used only for personal or editorial purposes. Any commercial use of this information is prohibited without the prior written consent of the Charlotte Hornets.



TABLE OF CONTENTS

INTRO

History of the Charlotte Hornets	3
Marks/Logos	4
Uniforms	5
Uniforms	6

FRONT OFFICE

Staff Directory	8-9
Michael Jordan	10
Ownership Group	11
Curtis J. Polk / Office of the Chairman	12
Fred A. Whitfield	13
Pete Guelli/James R. Jordan	14
Seth Bennett/Flavil Hampsten/Donna Julian	15
Executive Staff	16
Front Office Staff	17-20

BASKETBALL OPERATIONS

Rich Cho	22
Chad Buchanan	23
Larry Jordan	23
Steve Clifford	24
Patrick Ewing	25
Stephen Silas	26
Mark Price	26
Bob Weiss	27
Pat Delany	27
Steve Hetzel	28
Chris Whitney	28
Scott Howard	29
Adam Filippi	29
Todd Quinter	29
Scouting Staff	29
Drew Perry	30
Steve Stricker	30
Matt Friia	30
Dennis Williams	31
Jason Rivera	31
Support Staff	31

PLAYERS

Roster	34
How the Hornets Were Built	35
Bismack Biyombo	36-39
P.J. Hairston	40-41
Gerald Henderson	42-45
Al Jefferson	46-49
Michael Kidd-Gilchrist	50-53
Gary Neal	54-57
Janmero Pargo	58-61
Brian Roberts	64-67
Lance Stephenson	68-71
Jeffery Taylor	72-73
Noah Vonleh	74-75
Kemba Walker	76-79
Marvin Williams	80-83
Cody Zeller	84-85
Jason Maxiell	86-88

2013-14 SEASON REVIEW

Final Roster/Record Breakdown/ Honors	90
Game-by-Game Results	91
Team Cumulatives/Season and Career Highs	92
Miscellaneous Stats	93
Team Records/Starting Lineups	94
Player Performance/Games Missed	95
Team Highs and Lows	96
Individual Highs	97
Individual High Games	98

HISTORY

Year-by-Year Results	100
All-Time Coaching Records	101
2012-13 History	102-103
2011-12 History	104-105
2010-11 History	106-107
2009-10 History	108-109
2008-09 History	110-111
2007-08 History	112-113
2006-07 History	114-115
2005-06 History	116-117
2004-05 History	118-119
2001-02 History	120-121
2000-01 History	122-123
1999-2000 History	124-125
1998-99 History	126-127
1997-98 History	128-129
1996-97 History	130-131
1995-96 History	132-133
1994-95 History	134-135
1993-94 History	136-137
1992-93 History	138-139
1991-92 History	140-141
1990-91 History	142-143
1989-90 History	144-145
1988-89 History	146-147
Year-by-Year Comparison	148
Records by Month	148
All-Time Roster	149-179
Key Dates In Hornets History	180-192
Draft History	193-196
Awards and Honors	197
All-Star Weekend	198

RECORDS

Hornets Team Records	200-202
Hornets Individual Records	203
Opponents Team Records	204-205
Hornets Miscellaneous Records	206
Hornets Career and Season Records	207-208
Modern Era Team Records	209-211
Modern Era Individual Records	212-213
Modern Era Opponents Team Records	214-217
Modern Era Miscellaneous Records	218
Modern Era Career and Season Records	219-220
Classic Era Team Records	221-223
Classic Era Individual Records	224-225
Classic Era Opponents Records	225-226

Classic Era Miscellaneous Records	227
Classic Era Career and Season Records	228-229
Time Warner Cable Arena Records	230-231
Time Warner Cable Arena Individual Records	232

PLAYOFFS

Results	234-236
Stats	237-245
Hornets Records	246-247
Opponents Team Records	248-249
Modern Era Team Records	250-252
Modern Era Opponents Team Records	253-255
Classic Era Team Records	256-257
Classic Era Opponents Team Records	258-259

NBA

NBA Directory	262
D-League Directory	263
Atlanta Hawks	264
Boston Celtics	265
Brooklyn Nets	266
Chicago Bulls	267
Cleveland Cavaliers	268
Dallas Mavericks	269
Denver Nuggets	270
Detroit Pistons	271
Golden State Warriors	272
Houston Rockets	273
Indiana Pacers	274
Los Angeles Clippers	275
Los Angeles Lakers	276
Memphis Grizzlies	277
Miami Heat	278
Milwaukee Bucks	279
Minnesota Timberwolves	280
New Orleans Pelicans	281
New York Knicks	282
Oklahoma City Thunder	283
Orlando Magic	284
Philadelphia 76ers	285
Phoenix Suns	286
Portland Trail Blazers	287
Sacramento Kings	288
San Antonio Spurs	289
Toronto Raptors	290
Utah Jazz	291
Washington Wizards	292
Key Dates	293
NBA Cares	293

MISCELLANEOUS

Media Information	296-297
Hornets Media/Stat Crew	298
Hornets in the Community	300-301
Time Warner Cable Arena	302-303



On May 20, 2014, the Charlotte Hornets name returned to its rightful home in Buzz City. This landmark day came nearly 16 months after the New Orleans franchise announced its intention to change its nickname from Hornets to Pelicans following the 2012-13 season. With the Hornets name officially available, Chairman Michael Jordan on May 21, 2013 submitted a formal application to the NBA Board of Governors to bring the revered moniker back to Charlotte and change the team's name from Charlotte Bobcats to Charlotte Hornets. The Board of Governors unanimously approved the application on July 18, 2013, beginning a process that has blended the history and heritage of the city's original NBA franchise with a new, modern feel.

Returning are the purple-and-teal color scheme and familiar names such as Hugo the Hornet and the Honey Bees. They are joined by a new, fiercer logo that features an aggressive-looking hornet ready to attack, along with refreshed, modern designs for the team's uniforms and playing court.

Charlotte Hornets was the name of the city's original NBA team from 1988-2002, but the name dates back much further than 25 years. In 1780, during the heart of the Revolutionary War, British General Charles Cornwallis and his troops were met with such resistance from the local militia that he declared Charlotte to be a "hornet's nest of rebellion." This was underscored by a battle that took place at McIntyre's Farm, seven miles north of Charlotte, on October 3, 1780. In what would become known as the "Battle of the Bees," a group of 14 Americans bested an estimated 450 British troops after the pillaging soldiers overturned several bee hives. As they tried to elude the bees, the hidden American patriots fired on them and constantly shifted their positions, causing the British unit to retreat in the belief that they were under attack from a significantly larger force.

The Charlotte Hornets name appears throughout the city's sports history, having been used by a minor league baseball team from 1901-1973, a World Football League team in 1974 and 1975, and the city's previous NBA team from 1988-2002. Charlotte's first major professional sports team, the NBA's Hornets led the league in attendance during their inaugural season in 1988-89 and went on to do so seven straight times from 1990-91 to 1996-97, recording 364 consecutive sellouts from December 23, 1988 through November 21, 1997.







PRIMARY LOGO

CHARLOTTE HORNETS Official Colors

Hornets DK Purple	Pantone 275	96c/100m/43k	29r/17g/96b
Hornets Teal	Pantone 3145	100c/19y/23k	140g/16bb
Hornets Gray	Pantone Cool Gray 6	1m/43k	10r/11g/16b



Black & White Logo




This logo sheet is not for color. Please refer to Pantone and process breakdowns above.

PLEASE NOTE: These logos may only be reproduced in full color or in black and white if a single color version is necessary. No other coloration is allowed. Color background applications are recommended.

The NBA and individual NBA Event identifications are trademarks, copyrighted designs and other forms of intellectual property of NBA Properties, Inc. Neither these identifications nor any other identifications for which NBA Properties, Inc. has written consent of NBA Properties, Inc. may be used, in whole or in part, without the prior written consent of NBA Properties, Inc. © 2014 NBA Properties, Inc. All Rights Reserved.

Proper trademark usage: For proper trademark usage, please contact NBA Properties at 212-407-8000, or email Identify@NBA.com. Copyright © 2014 NBA Properties, Inc. All Rights Reserved.



LOGO ON COLORED BACKGROUNDS

SECONDARY LOGOS

PARTIAL LOGOS



CHARLOTTE HORNETS Southeast Division, Eastern Conference

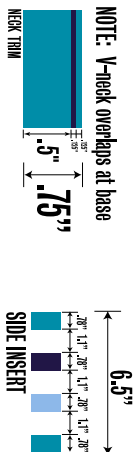
TEAM IDENTITY SINCE 2014-15

HOME UNIFORM

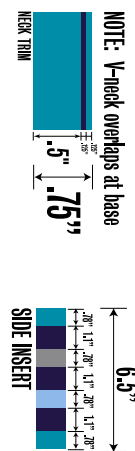
ROAD UNIFORM



Short workshirts are white on home and 276 purple on road - any contrast in artwork is for visual only; actual embellishment is included to be used



NOTE: V-neck overlaps at base



NOTE: V-neck overlaps at base



CHARLOTTE HORNETS	CHARLOTTE HORNETS
HORNETS IN Purple	PMS 276
HORNETS IN Gold	PMS 394
HORNETS IN Grey	PMS 442
HORNETS IN Black	PMS 344
HORNETS IN White	PMS 344
HORNETS IN Blue	PMS 276
HORNETS IN Red	PMS 276
HORNETS IN Green	PMS 276
HORNETS IN Yellow	PMS 276
HORNETS IN Orange	PMS 276
HORNETS IN Brown	PMS 276
HORNETS IN Pink	PMS 276
HORNETS IN Purple	PMS 276
HORNETS IN Gold	PMS 394
HORNETS IN Grey	PMS 442
HORNETS IN Black	PMS 344
HORNETS IN White	PMS 344
HORNETS IN Blue	PMS 276
HORNETS IN Red	PMS 276
HORNETS IN Green	PMS 276
HORNETS IN Yellow	PMS 276
HORNETS IN Orange	PMS 276
HORNETS IN Brown	PMS 276
HORNETS IN Pink	PMS 276

FABRICATION: Engineered mesh with interlock insert/cap and interlock shorts
NUMBERS: FIL/FIL/FIL




UNIFORMS

CHARLOTTE HORNETS Southeast Division, Eastern Conference

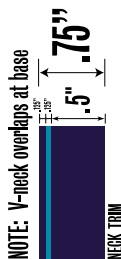
TEAM IDENTITY SINCE 2014-15

ALTERNATE UNIFORM

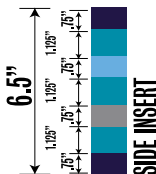
TEAM GRAPHICS



Short wordmark is
dark teal PMS 3155



NOTE: V-neck overlaps at base



SIDE INSERT



NUMBERS



LETTERS

FABRICATION: Engineered mesh with interlock insert/taping and interlock shorts

NUMBERS: Fill/Full/Fill

HORNETS

HORNETS CHARLOTTE

FRONT OFFICE





TEAM DIRECTORY

FRONT OFFICE

BBALL OPS

PLAYERS

13-14 REVIEW

HISTORY

RECORDS

PLAYOFFS

NBA

MISC.

Chairman	Michael Jordan
Executive Assistant to the Chairman	Tina Parker
Vice Chairman & Alternate Governor	Curtis J. Polk
Office of the Chairman	Estee Portnoy
President, Chief Operating Officer & Alternate Governor	Fred A. Whitfield
Executive Vice President & General Manager	Rich Cho
Executive Vice President and Chief Sales & Marketing Officer	Pete Guelli
Executive Vice President of Operations	James R. Jordan

Basketball Operations

Assistant General Manager.....	Chad Buchanan
Head Coach.....	Steve Clifford
Associate Head Coach.....	Patrick Ewing
Assistant Coach.....	Stephen Silas
Assistant Coach.....	Mark Price
Assistant Coach.....	Bob Weiss
Assistant Coach.....	Pat Delany
Assistant Coach.....	Steve Hetzel
Director of Basketball Operations.....	Kathryn Karakus
Director of Player Personnel.....	Larry Jordan
Director of Player Programs.....	Chris Whitney
Director of Scouting.....	Scott Howard
Director of Global Scouting.....	Adam Filippi
Director of Pro Scouting.....	Todd Quinter
Director of Advance Scouting.....	Drew Perry
Scout.....	Anthony Gacona
Scout.....	Buzz Peterson
Scout.....	Dickey Simpkins
Scout.....	Jim Thrash
Scout.....	Francis Williams
Head Athletic Trainer.....	Steve Stricker
Strength & Conditioning Coach.....	Matt Fria
Assistant Athletic Trainer.....	Dennis Williams
Head Equipment Manager.....	Jason Rivera
Assistant Strength & Conditioning Coach.....	Jason Meiring
Assistant Equipment Manager.....	James McCullough
Video Scout.....	Rick Higgins
Video Scout.....	Joey Levin
Team Physician.....	Dr. Marcus Cook
Team Physician.....	Dr. Joe Garcia
Team Dentist.....	Dr. Larry Seitlin
Coordinator of Basketball Operations.....	Jasmine Jordan
Quantitative Analyst/Systems Developer.....	Brian Clouser
Quantitative Analyst/Systems Developer.....	Angus Mitchell
Quantitative Analyst/Systems Developer.....	Ben Woldenberg
Basketball Operations Assistant.....	David Duquette
Basketball Operations Assistant.....	Matthew McKay
Basketball Operations Assistant.....	Raymond Rios

Communications

Vice President of Communications.....	Mike Cristaldi
Director of Communications.....	Josh Rosen
Coordinator of Communications.....	Jerome Hubbard

Corporate Partnerships

Senior Vice President of Ticket Sales & Corporate Partnerships.....	Flavil Hampsten
Vice President of Corporate Partnerships.....	Kyle Caddell
Senior Director of Corporate Partnerships.....	Dan Fitzsimmons
Director of Corporate Partnership Services.....	Chris Ziegler
Manager of Corporate Partnerships.....	Seth Firquin
Account Executive, Corporate Partnerships.....	Mark Kent

Senior Account Manager, Corporate Partnership Services.....	Lindsay Owanesian
Account Manager, Corporate Partnership Services.....	Ed Ibarguen
Account Manager, Corporate Partnership Services.....	Samantha Julian
Account Manager, Corporate Partnership Services.....	Kevin Simon

Corporate Social Responsibility

Vice President of Corporate Social Responsibility/Executive Director of the Charlotte Hornets Foundation.....	Kim Henderson
Director of Community Investment.....	Bernie Washington
Manager of Corporate Social Responsibility.....	Kate Hussmann
Coordinator of Community & Player Programs.....	Tiara Brown

Executive Administration

Senior Director of Administration.....	Elizabeth Clagon
Manager of Sales & Marketing Operations.....	Tina Courtney

Finance

Vice President of Finance.....	Travis Ferguson
Senior Director of Finance.....	Jim Dunlevy
Accounting Manager.....	Ansel Gardiner
Accounting Manager.....	Kyra Nance
Staff Accountant.....	Nadia Qadir
Financial Analyst.....	Graham Pitt
Accounts Payable Specialist.....	Adriene Holmes

Human Resources

Vice President of Human Resources.....	Rhonda Curry
Manager of Human Resources.....	Jackie Queen
Manager of Payroll.....	Stacey Dillard
Coordinator of Human Resources.....	Kristen Petway

Information Technology

Director of Information Technology.....	Ronnie Bryant
Information Technology Administrator.....	Arthur Dandridge

Legal Affairs

Vice President & General Counsel.....	Joe Pierce
Senior Manager of Legal Affairs.....	Allison Purmort

Marketing

Senior Vice President of Marketing, Entertainment & Interactive Media.....	Seth Bennett
Vice President of Marketing & Brand Strategy.....	Josh Kramer
Director of Creative.....	Josh Whiteside
Director of Event Presentation.....	Jason Simon
Director of Interactive Media.....	Matt Rochinski
Director of Marketing.....	Liz Ralon Rackoff
Director of Retail.....	Dave Cromar
Manager of Digital Marketing.....	Aubrey Resech
Manager of Event Presentation.....	Emily Ladd
Manager of Interactive Media.....	Quinton Pierre-Wash
Manager of Marketing.....	Valentina Barton
Manager of Marketing.....	Ron Chase



Manager of Retail Operations.....	Lewis Hagerman
Manager of Retail Warehouse.....	Bob Clark
Project Manager, Marketing.....	Ally Oelerich
Coordinator of Broadcasting.....	Steve Martin
Coordinator of Community Appearances.....	Dave Stogdill
Coordinator of Interactive Media.....	Jace Darling
Coordinator of Social Media.....	Eryn Gradwell
Coordinator of Special Appearances.....	Aidan Charley
Coordinator of Technical Operations.....	Evan Manning
Coordinator of Youth Camps.....	Chad Hunt
Senior Graphic Designer & Animator.....	Kathy Schmid
Graphic Designer.....	Aaron Dewey
Graphic Designer.....	Steve Hardican
Graphic Designer.....	Ashley Mulready
Associate Producer.....	Kyle Kebert
Associate Producer.....	James Ziegelbauer
Marketing Assistant.....	Eliza Harrigan
Community Ambassador.....	Matt Carroll
Radio Play-by-Play Announcer.....	Scott Lauer

Ticket Sales and Services

Senior Vice President of Ticket Sales & Corporate Partnerships.....	Flavil Hampsten
Senior Director of Client Services & Retention.....	Jacob Gallagher
Senior Director of Premium & Membership Sales.....	Marc Jackson
Director of Database Marketing & Analytics.....	Chris Zeppenfeld
Director of Suite Sales.....	Kameron Florence
Senior Manager of Group Sales.....	Sean O'Connor
Manager of Inside Sales.....	Matt Fahr
Manager of Organizational Group Sales.....	Seth Roberts
Manager of Premium Sales.....	Drew Praster
Manager of Membership Services.....	Cedric Roberts
Business Analyst.....	Trevor Corbin
Coordinator of Database Marketing & Analytics.....	Sarah Koontz
Account Executive, Group Sales.....	Cara Dolan
Account Executive, Group Sales.....	David Johnson
Account Executive, Group Sales.....	Jennifer Kushner
Account Executive, Group Sales.....	Renwick Pridgeon
Account Executive, Group Sales.....	Dominick Principato
Account Executive, Group Sales.....	Samantha Santucci
Account Executive, Membership Sales.....	Ade Ayodele
Account Executive, Membership Sales.....	Will Bardaglio
Account Executive, Membership Sales.....	Andrew Desportes
Account Executive, Membership Sales.....	Jeff Eldridge
Account Executive, Membership Sales.....	Chris Hunt
Account Executive, Membership Sales.....	Zach Kaytes
Account Executive, Membership Sales.....	Nick Pretty
Account Executive, Membership Sales.....	Justin Shively
Senior Account Executive, Premium Sales.....	Colin Riley
Account Executive, Premium Sales.....	Kyla Canada
Account Executive, Premium Sales.....	Kristi Cornuet
Account Executive, Premium Sales.....	Emily Spiegel
Account Executive, Premium Sales.....	Kevin York
Account Manager, Luxury Services.....	Lana Koenning
Senior Account Manager, Premium Membership Services.....	Alan Wheeling
Account Manager, Premium Membership Services.....	Derrick Crump
Senior Account Manager, Membership Services.....	Wade Davenport
Account Manager, Membership Services.....	Brittany Christian
Account Manager, Membership Services.....	Jake Flynn
Account Manager, Membership Services.....	Lyndsey Hutchens
Account Manager, Membership Services.....	Courtney Toney
Inside Sales Consultant.....	Alexandria Anneheim
Inside Sales Consultant.....	Courtney Ciesielski
Inside Sales Consultant.....	Kerry Hartman
Inside Sales Consultant.....	Michael Hollis

Inside Sales Consultant.....	Allie Lewis
Inside Sales Consultant.....	Tyler Mallams
Inside Sales Consultant.....	David Mason
Inside Sales Consultant.....	Matthew Pagano
Inside Sales Consultant.....	Ryan Plank
Inside Sales Consultant.....	Andrew Scholl
Inside Sales Consultant.....	Jake Sims

Ticket Operations

Vice President of Ticket Operations.....	Andrew Shure
Senior Director of Arena Ticketing.....	Mike Tanda
Manager of Ticket Operations.....	Brienne Cole
Coordinator of Ticket Operations.....	Zach Edwards
Coordinator of Ticket Operations.....	Carly Minarick

Time Warner Cable Arena

Senior Vice President of Arena & Event Operations/General Manager.....	Donna Julian
Vice President of Guest Services & Event Staffing.....	Marlene Hendricks
Director of Arena & Event Operations.....	Trista Langdon
Director of Security & Public Safety.....	Anthony Datcher
Manager of Arena & Event Operations.....	Dan Bain
Manager of Arena & Event Operations.....	Daniel Zeregaber
Manager of Arena & Event Security.....	Joe Reinhardt
Manager of Arena & Event Services.....	Andrew Chisholm
Coordinator of Arena & Event Operations.....	Meredith Findling
Arena Marketing Consultant.....	Ereka Brim
Guest Services Representative.....	Jenny Fannin
Guest Services Representative.....	Angie Vonvergers
Public Safety Officer.....	Charles Cobb
Mailroom.....	Eddie Belk
Mailroom.....	Bryan Williams

Senior Advisors

Special Advisor, Community Tickets.....	Sporty Jeralds
Vice President.....	Ed Lewis
Group Sales Consultant.....	Carl Scheer
Special Advisor to the Chairman.....	Paul Silas

Hornets Game Night Statistical Crew

Game Clock Operator.....	Richard Ward
Shot Clock Operator.....	Mark Arcilesi
Scoreboard Operator.....	Kevin Earp
Shot Clock/Scoreboard Operator.....	Tony Folden
Official Scorer.....	Michael Harwood
Statistician.....	Paul Denny
Statistician.....	David Hixon
Statistician.....	Malinda Murray
Statistician.....	Laura Sullivan
Talent Stats.....	Frank Kay
Talent Stats.....	Bill Magrath
Game Night Staff.....	Laura Adkins
Game Night Staff.....	Deandra Alex
Game Night Staff.....	Emily Arceneaux
Game Night Staff.....	Alexis Broome
Game Night Staff.....	Jerry Duncan
Game Night Staff.....	Carlisle Hamrick
Game Night Staff.....	Monica Lewis
Public Address Announcer.....	Patrick Doughty

FRONT OFFICE

BALL OPS

PLAYERS

13-14 REVIEW

HISTORY

RECORDS

PLAYOFFS

NBA

MISC.



Michael Jordan

Chairman

An NBA legend, Michael Jordan was inducted into the Naismith Memorial Basketball Hall of Fame in September 2009. As a player, Jordan virtually rewrote the record book. He played 13 seasons for the Chicago Bulls, leading the league in scoring a record 10 times. His 30.1 points per game average is the highest in NBA history and, with 32,292 points, he ranks third on the all-time scoring list. Jordan led the Chicago Bulls to six NBA Championship titles and was named NBA Finals MVP during each of those series. A five-time regular season MVP, in 1991 and 1992, he became the only player to win back-to-back regular season and Finals MVP awards.

In March 2010, Jordan became the majority owner of the Charlotte Bobcats, after four years as part of the team's ownership group and its Managing Member of Basketball Operations. Jordan is the first former player to become the majority owner of an NBA franchise. Under his direction, the team changed its name to the Charlotte Hornets prior to the 2014-15 season, bringing the historic moniker back to its fans and the city.

Jordan burst onto the national stage as a freshman at the University of North Carolina, leading his team to the NCAA Championship with a dramatic game-winning shot. Following a stellar college career during which he was a two-time College Player of the Year and first team All-America, Jordan was chosen with the third pick of the 1984 NBA Draft. Jordan is a two-time Olympic Gold Medal winner, most famously as a member of the 1992's "Dream Team."

After a brief stint as an owner and executive with the Washington Wizards in 2000-01, Jordan returned to the court as a player for the team for the 2001-02 and 2002-03 seasons before retiring.

Off the court, Michael Jordan has also proven to be a successful businessman. Since its creation, his Jordan Brand (a division of NIKE) has been an innovator of athletic shoes and apparel. The Jordan Brand has grown to become a market leader under Jordan's creative design input. As one of the world's most popular and recognizable figures, Jordan's endorsement portfolio includes Gatorade, Upper Deck and Hanes, among others. Jordan's other business ventures include several thriving restaurants.

Jordan serves as the Make-A-Wish Foundation's Chief Wish Ambassador and supports many other charitable causes including the James R. Jordan Boys and Girls Club in Chicago and the Jordan Institute for Families at the University of North Carolina, among others. During its 13 years, the Michael Jordan Celebrity Invitational golf tournament raised more than \$7 million for many worthy charities.

Jordan and his wife, Yvette, have two daughters, Victoria and Ysabel. He also has three children, Jeffrey, Marcus and Jasmine, from a previous marriage.



OWNERSHIP GROUP

FRONT OFFICE

BBALL OPS

PLAYERS

13-14 REVIEW

HISTORY

RECORDS

PLAYOFFS

NBA

MISC.



Claude Alexander
PSIG



Kendall Alley
Wells Fargo



Lynn Beck Simonini



Charles Bowman
Bank of America



Cornell "Nelly" Haynes Jr.



Bob Johnson



Howard Levine



Hugh McColl Jr.



Felix Sabates



Nelson Schwab III



Jeffrey Shames



Henry Shaw



Anderson Warlick



Bob Washington



Spurgeon Webber III
PSIG



Ed Weisiger

Not Pictured:
Christopher Davis



Curtis J. Polk

Vice Chairman & Alternate Governor

Curtis Polk is the Vice Chairman of Hornets Sports & Entertainment. In addition, he manages the financial and business affairs of Michael Jordan and his related companies. Prior to working exclusively for Jordan in 2001, he was an Executive Vice President of SFX Sports and was President of its related financial services affiliate SFX Financial Advisory Management Enterprises. He founded Falk Associates Management Enterprises (FAME) with David Falk in 1992.

In May 1998, FAME merged with SFX Entertainment, the country's leading producer, promoter and presenter of live entertainment events. Polk was involved in the integration and consolidation of all the sports properties under the SFX Entertainment umbrella into a single business entity.

During the summer of 1996, Polk negotiated four of the five highest contracts in NBA history. He negotiated Alonzo Mourning's \$105 million contract with the Miami Heat and Dikembe Mutombo's \$56 million contract with the Atlanta Hawks. Polk was the key player in asserting Juwan Howard's rights during the contract dispute between the NBA and the Miami Heat; he subsequently negotiated Howard's \$105 million deal with the Washington Bullets. He assisted David Falk in negotiating Jordan's record-setting contracts in 1996 and 1997.

Polk served as Co-Producer of Space Jam, starring Jordan and the Looney Tunes. Space Jam, Warner Bros. first full-length film featuring the Looney Tunes, grossed a record-setting \$29.3 million during its opening weekend. Polk also was an Executive Producer of Michael Jordan to the Max, an IMAX format movie released in May 2000.

A 1981 graduate of the University of Maryland, Polk earned his law degree at the National Law Center at George Washington University in 1988 and served on the Center's Law Review. Polk was named to the Sporting News' "100 Most Powerful People in Sports" list in 1997 and 1998. He was also selected to the Sports Business Journal's "40 Under 40" in 1999.

The 54-year-old Polk began his career as a Certified Public Accountant for Touche Ross and Co. in Washington, DC in 1983.

Polk and his wife, Amanda, are involved in many Washington charities including Johns Hopkins affiliate, Suburban Hospital, Kids Enjoy Exercise Now (KEEN) and DC Humane Society.

OFFICE OF THE CHAIRMAN



Estee Portnoy
Office of the Chairman



Tina Parker
Executive Assistant



Fred A. Whitfield

President, Chief Operating Officer & Alternate Governor

A talented sports executive with experience as a player, coach, agent, sports marketer and basketball operations administrator, Fred Whitfield joined Hornets Sports & Entertainment (formerly Bobcats Sports & Entertainment) as President & Chief Operating Officer in July 2006. In this role, Whitfield oversees all business operations for the Charlotte Hornets and Time Warner Cable Arena, including the team's name change from Charlotte Bobcats in the summer of 2014.

Since coming to Charlotte, Whitfield has overseen the most dramatic growth in both franchise and arena history. From simultaneously signing an arena naming rights deal with Time Warner Cable and a television broadcast rights deal with Fox Sports, to doubling the number of corporate partners and launching the team's community initiative with the largest donation ever made to Charlotte-Mecklenburg Schools by a professional sports franchise, Whitfield has presided over a significant increase in every business metric the company keeps. He is also responsible for positioning Time Warner Cable Arena as the premiere destination for sports and entertainment in the Carolinas, attracting the CIAA, ACC and NCAA Tournaments, global concert tours like Paul McCartney, who made Charlotte one of just 11 stops in North America, and the 2012 Democratic National Convention.

A native of Greensboro, North Carolina, Whitfield brings a portfolio that includes the Jordan Brand, a division of Nike, Inc.; the Washington Wizards; Nike Basketball; Falk Associates Management Enterprises (F.A.M.E.); and a private law practice.

Before joining the organization, Whitfield most recently served as Director of Business and Legal Affairs for Jordan Brand, where he managed endorsements and sports marketing strategy. Jordan Brand's clients include and included some of the top athletes in professional sports, including Ray Allen, Carmelo Anthony, Derek Jeter, Joe Johnson, Chris Paul, Dwayne Wade and Warren Sapp. From 2000-03, Whitfield served as Director of Player Personnel and Assistant Legal Counsel for the Washington Wizards. While there, he was responsible for the team's salary cap administration, contract negotiations and overseeing player scouting. He is widely credited with facilitating the methods to correct the team's troubled salary cap situation, enabling that franchise to rebuild through trades and free agency.

Whitfield served as Director of Player Development for Nike Basketball prior to joining the Wizards. At Nike Basketball, he was responsible for scouting new potential endorsers, negotiating endorsement contracts and overseeing business and marketing strategies for more than 150 NBA players. His career in sports began as a player agent representing professional athletes with F.A.M.E. as Director of the Carolinas Region, based in Greensboro. Before joining F.A.M.E., Whitfield established and managed a successful law practice in Greensboro.

A graduate of Campbell University, Whitfield was an All-South, team MVP and captain basketball player and was inducted into the school's Sports Hall of Fame in 1995. He earned a BBA degree in Economics and then completed his MBA at Campbell in Marketing while serving as Assistant Basketball Coach for the Camels. From there, he earned a Juris Doctorate Degree from North Carolina Central University School of Law where he served as Student Bar Association President.

Whitfield also formed HoopTee Charities, Inc, a North Carolina based non-profit corporation whose mission is to provide scholarships for disadvantaged youngsters to attend camps and educational youth based programs across the country. In addition, for the past 30 years he has run, which he founded, the Achievements Unlimited Basketball School in Greensboro and Charlotte serving more than 10,000 kids, including many who attend on need-based scholarships. He serves on the Board of Directors of the Charlotte Chamber of Commerce, Charlotte Sports Foundation and Charlotte Center City Partners. In recent years, Whitfield has received the prestigious Thurgood Marshall Award of Excellence (2011) and YMCA George Williams Award (Volunteer of the Year 2012).

Whitfield and his wife Mary reside in Charlotte.



FRONT OFFICE

BALL OPS

PLAYERS

13-14 REVIEW

HISTORY

RECORDS

PLAYOFFS

NBA

MISC.



Pete Guelli

Executive Vice President and Chief Sales & Marketing Officer

Pete Guelli is in his sixth season as the organization's Executive Vice President and Chief Sales & Marketing Officer, having joined the franchise in April 2009. Guelli, who is responsible for all revenue generation, marketing and communications functions for the organization, oversees the ticket sales and services, box office operations, corporate partnerships, marketing and advertising, merchandising, broadcasting, communications and corporate social responsibility departments. He also serves as the president of the team's charitable arm, the Charlotte Hornets Foundation.

Over the last 18 months, Guelli has served as one of the key officials in the team's rebranding to the Charlotte Hornets, overseeing all aspects and strategies around the transition.

Guelli has more than 20 years of sales and marketing experience, including 11 years with the NFL's Buffalo Bills. He initially joined the Bills in July 1999 as Senior Manager of Rochester Operations and was promoted to Executive Director in 2003 and Vice President in 2006 before

being named Senior Vice President of Business Ventures in 2008. While with the Bills, Guelli developed the business plan surrounding the relocation of the team's training camp to Rochester in 2000 and spearheaded the development and execution of the team's business model in Toronto, which included a joint venture with Rogers Communications to play eight games over five seasons in Toronto. In addition to overseeing the regionalization of the club's business strategies, Guelli was also responsible for business-to-business sales operations, including sponsorships, advertising and luxury suites, as well as the sales of team-controlled inventory for television, radio and Internet.

Guelli began his career with Giltspur Inc., a division of the fortune 500 Viad Corp.

A native of Rochester and a graduate of SUNY Brockport, Guelli and his wife, Patty, reside in South Charlotte and have two sons, Gunner and Grayson.



James R. Jordan

Executive Vice President of Operations

James R. Jordan serves as Executive Vice President of Operations for Hornets Sports & Entertainment, joining the organization in November 2013 after serving as an advisor to the Chairman's support team since March 2010. Prior to coming to the organization, Jordan was Director of Operations and Administration for the EPS Corporation, Field Service Company located in Fayetteville, North Carolina, since 2006.

Jordan retired from the United States Army in September 2006 after 31 years of service as an outstanding soldier, leader and manager with documented success. He served as the 35th Signal Brigade Airborne Command Sergeants Major from February 2002-April 2006 as a part of 18th Airborne Corps Task Force supporting Combat Operations in Iraq and Afghanistan.

While deployed he was the Senior Signal Enlisted Manager of a Signal Task Force that at times reached over of 3,600 soldiers and Contractors spanning throughout both countries.

Jordan also served at Fort Bragg from August 1993-February 2002 as the 327th Airborne Signal Battalion Command Sergeants Major and as Bravo Company 327th First Sergeant within the 35th Signal Brigade Airborne, where he was responsible for planning, coordinating and directing the activities of all personnel assigned while in both positions. He was selected to lead an Airborne Signal Task Force that supported a 1,500-person Task Force of soldiers and contractors during Operations Restore Hope in Haiti.

As a member of the United States Army he received numerous awards, including the Legion of Merit Award; The Bronze Star Medal; Meritorious Service Medal (4th Oak Leaf Cluster); Army Commendation Medal (10th award); Army Achievement Medal (5th award); Humanitarian Service Medal; Armed Forces Expeditionary Medal; National Defense Service Medal; Korean Service Medal; Global War on Terrorism Service Medal; Global War on Terrorism Expeditionary Medal; Afghanistan Campaign Medal; Iraqi Campaign Medal; Good Conduct Medal (10th award); and The Signal Corps' Silver and Bronze Order of Mercury Medals.

Jordan and his wife, Blanca, have three kids and they presently reside in Fayetteville, North Carolina, where he is actively engaged in supporting the community.



Seth Bennett

Senior Vice President of Marketing, Entertainment & Interactive Media

In his ninth season with the organization, Seth Bennett is Senior Vice President of Marketing, Entertainment & Interactive Media for Hornets Sports & Entertainment. In this role, he is responsible for departments including marketing and advertising, event and game presentation, interactive media, creative services, communications, radio and television broadcast and the team store.

Over the last two years, Bennett has served as one of the franchise's primary leaders in the rebranding to the Charlotte Hornets, managing all aspects of the process on a day-to-day basis. His responsibilities since joining the franchise in September 2006 have included overseeing the team's relationship with TV partner Fox Sports Carolinas, the selection and scheduling of regional preseason games across North and South Carolina and the revamping of the team's game presentation, as well as the redesign of the team store and the introduction of exclusive co-branded Jordan Brand apparel into the store's inventory.

Bennett has more than 25 years of experience in a variety of areas across sports and entertainment. As owner and founding principal of The Event Authority, he produced over 400 live events for various college and high school athletic programs and entertainment entities. He also spent eight years working in intercollegiate athletics.

Bennett earned his bachelor's degree in public relations in 1993 from North Carolina A&T State University, where he played football for the Aggies. He and his wife, Michelle, have one son, Seth Michael.



Flavil Hampsten

Senior Vice President of Ticket Sales & Corporate Partnerships

Flavil Hampsten is in his fifth year with the organization, serving as Senior Vice President of Ticket Sales & Corporate Partnerships. He initially joined the franchise in June 2010 as Vice President of Ticket Sales & Database Marketing and added oversight of the corporate partnerships department in December 2012. In this role, Hampsten is responsible for overseeing the team's sales and services staffs in the areas of season tickets, group tickets, premium and luxury tickets and corporate partnerships, as well as managing the team's CRM system and direct-to-consumer database marketing programs.

Before coming to Charlotte, Hampsten served as a Director of Team Marketing & Business Operations at the NBA office, where he was responsible for analyzing the business operations and identifying areas of strengths and opportunities for a select number of NBA, WNBA and NBA D-League teams.

Hampsten has also served as the Vice President of Sales & Service for the Phoenix Coyotes and Jobing.com Arena. During his tenure with the Coyotes, he oversaw a department that set every franchise record in ticket sales including season tickets, renewal rates, luxury suites, group tickets and individual tickets sold.

A graduate of Mount Union College, he also earned an MBA in marketing from Arizona State University. Hampsten currently resides in Charlotte with his wife Ashlee, daughter Brooklyn and son CJ.



Donna Julian

Senior Vice President of Arena & Event Operations / General Manager

Donna P. Julian is the organization's Senior Vice President of Arena & Event Operations and the General Manager of Time Warner Cable Arena. Julian, who joined the franchise on February 1, 2005, serves as the lead executive for all aspects of the day-to-day operations of the arena, including oversight of the arena's master calendar, booking, budgeting and administration. She directs and oversees the preparation, production and execution of all arena events, as well as the booking of ancillary spaces within the arena. Julian also manages staff in departments including event administration, guest services and event staffing, public safety, arena operations and arena administration.

Prior to coming to Charlotte, Julian spent 15 years as General Manager of 1st Mariner Arena in Baltimore. She assumed management of 1st Mariner Arena after serving in a number of roles in sales, marketing and event administration for Centre Management, the operating company for the Capital Centre (later USAir Arena), home of the Washington Bullets and Washington Capitals. In 2002, she was named to the Baltimore Business Journal's Top 40 Under 40 list, honoring her achievements as a leading Baltimore executive.

Julian received her bachelor's degree in athletics administration from Ohio University, where she was a four-year letter winner and co-captain of the tennis team as a senior. She and her husband, David, have two sons, Griffin and Donovan.





EXECUTIVE STAFF



Kyle Caddell
Vice President of
Corporate Partnerships



Rhonda Curry
Vice President of
Human Resources



Travis Ferguson
Vice President of
Finance



Kim Henderson
Vice President of Corporate Social
Responsibility and Executive Director
of the Charlotte Hornets Foundation



Marlene Hendricks
Vice President of
Guest Services & Event Staffing



Josh Kramer
Vice President of
Marketing & Brand Strategy



Joe Pierce
Vice President & General Counsel



Andrew Shure
Vice President of
Ticket Operations



Alexandria Anneheim
Inside Sales
Consultant



Ade Ayodele
Account Executive,
Membership Services



Dan Bain
Manager of Arena &
Event Operations



Will Bardaglio
Inside Sales
Consultant



Valentina Barton
Manager of Marketing



Erika Brim
Arena Marketing
Consultant



Tiara Brown
Coordinator of Community
& Player Programs



Ronnie Bryant
Director of
Information Technology



Kyla Canada
Account Executive,
Season Ticket Sales



Matt Carroll
Community Ambassador



Aidan Charley
Coordinator of Special
Appearances



Ron Chase
Manager of
Marketing



Andrew Chisholm
Manager of Arena &
Event Services



Brittany Christian
Account Manager,
Member Services



Courtney Ciesielski
Inside Sales
Consultant



Elizabeth Clagon
Sr. Director of
Administration



Bob Clark
Manager of Retail
Warehouse



Charles Cobb
Public Safety Officer



Brienne Cole
Manager of
Ticket Operations



Trevor Corbin
Business Analyst



Kristi Cornuet
Account Executive,
Premium Sales



Tina Courtney
Manager of Sales &
Marketing Operations



Dave Cromar
Director of
Retail



Derrick Crump
Account Manager,
Premium Services



Arthur Dandridge
Information Technology
Administrator



Jace Darling
Coordinator of
Interactive Media



Anthony Datcher
Director of Public Safety
& Special Projects



Wade Davenport
Senior Account Manager,
Member Services



Andrew Desportes
Account Executive,
Membership Services



Aaron Dewey
Graphic Designer



Stacey Dillard
Manger of Payroll



Cara Dolan
Account Executive,
Group Sales



Jim Dunlevy
Senior Director of
Finance



Jeff Eldridge
Inside Sales
Consultant



Zach Edwards
Coordinator of Ticket
Operations



Matt Fahr
Manager of Inside
Sales

FRONT OFFICE

BBALL OPS

PLAYERS

13-14 REVIEW

HISTORY

RECORDS

PLAYOFFS

NBA

MISC.



FRONT OFFICE

FRONT OFFICE

BBALL OPS

PLAYERS

13-14 REVIEW

HISTORY

RECORDS

PLAYOFFS

NBA

MISC.



Jenny Fannin
Guest Services
Representative



Meredith Findling
Coordinator of Arena
& Event Operations



Seth Firquin
Manager of
Corporate Partnerships



Dan Fitzsimmons
Senior Director of
Partnership Sales



Kameron Florence
Director of
Suite Sales



Jake Flynn
Account Manager,
Membership Services



Jacob Gallagher
Senior Director of Client
Services & Retention



Ansel Gardiner
Accounting Manager



Eryn Gradwell
Coordinator of
Social Media



Lewis Hagerman
Manager of
Retail Operations



Steve Hardican
Graphic Designer



Eliza Harrigan
Marketing Assistant



Kerry Hartman
Inside Sales
Consultant



Michael Hollis
Inside Sales
Consultant



Adriene Holmes
Accounts Payable
Specialist



Chad Hunt
Coordinator of
Youth Camps



Chris Hunt
Account Executive,
Membership Sales



Kate Hussmann
Manager of Corporate
Social Responsibility



Lindsey Hutchens
Account Manager,
Membership Services



Ed Ibarguen
Account Manager,
Corp. Partnership Services



Marc Jackson
Sr. Director of Premium
& Membership Sales



Sporty Jeralds
Special Advisor,
Community Tickets



David Johnson
Account Manager,
Group Sales



Samantha Julian
Account Manager,
Corp. Partnership Services



Zach Kaytes
Account Executive,
Membership Sales



Kyle Kebert
Associate Producer



Mark Kent
Account Executive,
Corporate Partnerships



Lana Koenning
Account Manager,
Luxury Services



Sarah Koontz
Coordinator of Database
Marketing & Analytics



Jennifer Kushner
Account Executive,
Group Sales



Emily Ladd
Manager of Arena
Event Presentation



Trista Langdon
Director of Arena &
Event Operations



Allie Lewis
Inside Sales
Consultant



Ed Lewis
Vice President



Tyler Mallams
Inside Sales
Consultant



Evan Manning
Coordinator of
Technical Operations



Steve Martin
Coordinator of
Broadcasting



David Mason
Inside Sales
Consultant



Carly Minarick
Coordinator of
Ticket Operations



Ashley Mulready
Graphic Designer



Kyra Nance
Accounting Manager



Sean O'Connor
Senior Manager of
Group Sales



Ally Oelerich
Project Manager,
Marketing



Lindsay Owanesian
Sr. Account Manager,
Corp. Partnership Services



Matthew Pagano
Inside Sales
Consultant



Kristen Petway
Coordinator of
Human Resources



Graham Pitt
Financial Analyst



Ryan Plank
Inside Sales
Consultant



Drew Praster
Manager of
Premium Sales



Nick Pretty
Account Executive,
Membership Sales



Renwick Pridgeon
Account Executive,
Group Sales



Dominick Principato
Account Executive,
Group Sales



Allison Purmort
Senior Manager of
Legal Affairs



Nadia Qadir
Staff Accountant



Jackie Queen
Manager of Human
Resources



Liz Ralon Rackoff
Director of
Marketing



Joe Reinhardt
Manager of Arena &
Event Security



Aubrey Resech
Manager of
Digital Marketing



Colin Riley
Sr. Account Executive,
Premium Sales



Matt Rochinski
Director of
Interactive Media



Cedric Roberts
Manager of
Membership Services



Seth Roberts
Manager of Organizational
Group Sales



Samantha Santucci
Account Executive,
Group Sales



Carl Scheer
Group Sales
Consultant



Kathy Schmid
Sr. Graphic Designer
and Animator



Andrew Scholl
Inside Sales
Consultant



Justin Shively
Account Executive,
Member Sales



Paul Silas
Special Advisor
to the Chairman



Jason Simon
Director of
Event Presentation



Kevin Simon
Account Manager,
Corp. Partnership Services



Jake Sims
Inside Sales
Consultant



Emily Spiegel
Account Executive,
Premium Sales

FRONT OFFICE

BBALL OPS

PLAYERS

13-14 REVIEW

HISTORY

RECORDS

PLAYOFFS

NBA

MISC.



FRONT OFFICE

FRONT OFFICE

BBALL OPS

PLAYERS

13-14 REVIEW

HISTORY

RECORDS

PLAYOFFS

NBA

MISC.



Dave Stogdill
Coordinator of
Community Appearances



Mike Tanda
Sr. Director of
Arena Ticketing



Courtney Toney
Account Manager,
Membership Services



Angie Vonwergers
Guest Services
Representative



Bernie Washington
Director of
Community Investment



Alan Wheeling
Sr. Account Manager,
Premium Services



Josh Whiteside
Director of Creative



Kevin York
Account Executive,
Premium Sales



Chris Zeppenfeld
Director of Database
Marketing & Analytics



Daniel Zeregaber
Manager of Arena &
Event Operations



James Ziegelbauer
Associate Producer



Chris Ziegler
Director of Corporate
Partnership Services

BASKETBALL OPERATIONS





Rich Cho

Executive Vice President & General Manager

Rich Cho is in his fourth season as General Manager after joining the franchise on June 14, 2011. The organization's lead basketball operations executive, Cho manages and oversees all player personnel matters, including professional and collegiate scouting, draft preparations, player acquisitions, salary cap management, training camp, preseason scheduling and the team's athletic training, equipment and conditioning programs.

A native of Burma who immigrated to the United States with his family in 1968 when he was three years old, Cho became the first Asian-American general manager in American major league sports when he served as General Manager of the Portland Trail Blazers in 2010-11.

Prior to his stint in Portland, Cho spent the previous 10 seasons as Assistant General Manager of the Seattle SuperSonics/Oklahoma City Thunder. Cho entered the NBA as an intern with the SuperSonics in 1995 while earning a law degree from Pepperdine University School of Law. After serving as a part-time consultant for the SuperSonics in 1997, Cho was hired as the team's Director of Basketball Affairs in 1998 before being promoted to Assistant General Manager in 2000. A member of the Washington State Bar, Cho also served as Vice President of Legal for the SuperSonics from 2005-07 in addition to his duties as Assistant GM. In that role, he was responsible for all legal work involved with sponsorship agreements, licensing issues, employment contracts and immigration issues. Following the team's move to Oklahoma City, Cho also oversaw the Thunder's D-League affiliate, the Tulsa 66ers, and their run to the championship game in 2009-10.

Cho earned an engineering degree from Washington State University and worked as an engineer at Boeing in Seattle from 1989-94 before leaving to enroll at Pepperdine University School of Law in order to pursue his passion in professional sports. His law degree from Pepperdine includes an emphasis in sports law, contract negotiations and dispute resolution.

During his internship with the SuperSonics, Cho, along with two Microsoft programmers, helped design and implement one of the NBA's most advanced and comprehensive college and professional player-evaluation systems that integrates player statistics, scouting information and contract details.

An avid explorer of restaurants and cuisine, Cho enjoys staying active by playing basketball, tennis, ping-pong and softball in his spare time. During the 2013 NBA Summer League in Las Vegas, he was the champion of the NBA Summer League Table Tennis Challenge Benefiting Hoops for St. Jude. Cho and his wife, Julie, have two daughters, Miranda and Annika.



Chad Buchanan

Assistant General Manager

Chad Buchanan is in his first season with the Hornets as Assistant General Manager after joining the franchise in July 2014. In this role, he collaborates with General Manager Rich Cho on aspects of the team's basketball operations including professional and collegiate scouting, draft preparations, player acquisitions and salary cap management.

Buchanan came to Charlotte after spending the previous 10 seasons with the Portland Trail Blazers, including the last seven as Director of College Scouting. He also served as the team's Acting General Manager from 2011-12, overseeing the 2011 NBA Draft, player transactions and free agency. During his time in Portland, Buchanan focused on all college and international scouting, while also managing the development of the scouting database, organizing pre-draft workouts and assisting with NBA player evaluation.

Prior to joining the Trail Blazers, Buchanan spent eight seasons in college basketball, serving as a graduate assistant at the University of Iowa for from 1995-97 before becoming an assistant coach at Simpson College from 1997-2002. In 2002, he was an assistant coach and assistant director of player personnel for the Kansas City Knights (ABA), before returning to the college ranks as an assistant coach at Drake University from 2003-04.

A native of West Des Moines, Iowa, Buchanan played both baseball and basketball for four years at Simpson College, where he earned a degree in business management in 1995. He went on to receive his master's in athletic administration from the University of Iowa.

Buchanan and his wife, Melanie, have two children, Treyson and Addilane.



Larry Jordan

Director of Player Personnel

Larry Jordan is in his fourth year with the organization and his second season as Director of Player Personnel. In this role, his chief responsibilities include scouting college, NBA Development League and NBA games to identify and evaluate players, as well as providing results and analyses to assist in developing and improving the roster. Jordan spent his previous two years with the organization as Director of Special Projects, where he worked closely with various departments identifying needs and seeking replacements for under-performing models.

Prior to joining the franchise, Jordan spent 14 years with the Upper Deck Company, where he was a divisional business manager. During his tenure, he managed over 20 corporate distributors/retailers nationwide in the sport collectibles, gaming and sports memorabilia arena and generated over \$100 million in revenue. Jordan also played one year with the Chicago Express during the inaugural season of the World Basketball League in 1988. Before that, he was a principal in several family-owned businesses including Flight 23 by Jordan.

Jordan attended North Carolina A&T State University and is a native of Wilmington, NC. He is the father of Alexis and Justin and currently lives in Davidson, NC, with his wife, Angela.



FRONT OFFICE

BALL OPS

PLAYERS

13-14 REVIEW

HISTORY

RECORDS

PLAYOFFS

NBA

MISC.



Steve Clifford
Head Coach

Steve Clifford is in his second season as head coach after joining the franchise on May 29, 2013. In his first season in Charlotte, he led the team to a 43-39 record and the seventh seed in the Eastern Conference Playoffs. Under Clifford's leadership, the team experienced a 22-win improvement from the previous season, becoming the first franchise in NBA history to double its win total from the previous season in two consecutive seasons and the 13th team in NBA history to eclipse its win total from the previous two seasons combined. In addition, the club ranked fourth in the NBA in points allowed (97.1) in 2013-14, after ranking 29th in 2012-13 (102.7), holding its opponents under 100 points 53 times, up from just 30 the year before.

Clifford has over 29 years of coaching experience at the NBA and collegiate level, including 13 seasons as an assistant coach for the New York Knicks, Houston Rockets, Orlando Magic and Los Angeles Lakers.

Clifford came to Charlotte after spending the 2012-13 season as an assistant coach for the Lakers, first under Mike Brown and then under Mike D'Antoni. Prior to the Lakers, Clifford spent five seasons as an assistant coach with the Magic from 2007-12. As a member of Stan Van Gundy's staff, he helped the Magic to a 259-135 record (.657) and five straight playoff appearances, including a trip to the 2009 NBA Finals. The team won 50 games or more in four straight seasons from 2007-11, winning three consecutive Southeast Division titles (2007-08, 2008-09 and 2009-10).

Before going to Orlando, Clifford spent four seasons as an assistant coach under Jeff Van Gundy with the Rockets from 2003-07. He began his NBA career with the Knicks, serving as the team's advance scout in 2000-01 before moving to the bench as an assistant coach from 2001-03.

Prior to the NBA, Clifford spent 15 years coaching at the collegiate level, including four years as head coach at Adelphi University in Garden City, New York. Clifford posted a record of 86-36 (.705) at Adelphi, leading the school to four straight 20-win seasons and four straight appearances in the NCAA Division II Tournament. His winning percentage remains the second best of the 12 head coaches in the program's 65-year history.

Clifford began his college coaching career at Saint Anselm College in New Hampshire, where he spent four seasons as an assistant coach. He then served as an assistant coach for one year at Fairfield University, four seasons at Boston University and one season at Siena University before becoming the head coach at Adelphi from 1995-99. Clifford also spent one season as an assistant coach at East Carolina University in 1999-2000 before moving to the NBA.

Clifford's first coaching experience came at Woodland High School in Maine, where he coached for two seasons after graduating from the University of Maine at Farmington with a degree in special education. He played four years for the Beavers, being named Best Defensive Player in his final two seasons while serving as team captain.



Patrick Ewing

Associate Head Coach

A member of the Naismith Memorial Basketball Hall of Fame as a player, Patrick Ewing is in his second season with the organization as associate head coach. Ewing brings nine years of experience as an NBA assistant coach to Charlotte, having previously served as an assistant with the Washington Wizards (2002-03), Houston Rockets (2003-06) and Orlando Magic (2007-12). Ewing worked alongside Head Coach Steve Clifford in both Houston and Orlando. As assistant coaches on Stan Van Gundy's staff, they helped the Magic to a 259-135 record (.657) and five straight playoff appearances, including a trip to the 2009 NBA Finals.

The first overall pick in the 1985 NBA Draft, Ewing played in 1,183 games during a 17-year career that included 15 seasons with the New York Knicks and one season each with the Seattle SuperSonics and Orlando Magic. He averaged 21.0 points, 9.8 rebounds, 2.5 blocked shots and 1.9 assists in 34.3 minutes. Ewing also appeared in 139 playoff contests, averaging 20.2 points, 10.3 rebounds, 2.2 blocks and 2.0 assists in 37.5 minutes. In 1996, he was named one of the 50 Greatest Players in NBA History.

After being named 1985-86 NBA Rookie of the Year, Ewing went on to play in 11 NBA All-Star Games, including 10 consecutive appearances from 1988 through 1997. He was named First Team All-NBA in 1989-90 and Second Team All-NBA six times (1987-88, 1988-89, 1990-91, 1991-92, 1992-93 and 1996-97). Ewing also earned NBA All-Defensive Second Team honors three times (1987-88, 1988-89 and 1996-97) and captured two Olympic gold medals as a member of the U.S. men's national team (1984, 1992).

Ewing enters the 2014-15 season ranked sixth in NBA history in career blocked shots (2,894), ninth in defensive rebounds (8,855) and 20th in scoring (24,815). He also ranks among the NBA's career leaders in field goals (9,702, 13th), field goal attempts (19,241, 17th), total rebounds (11,606, 24th), free throws (5,392, 24th), free throw attempts (7,289, 24th), minutes played (40,594, 26th), offensive rebounds (2,751, 32nd) and games played (1,183, 37th).

Prior to the NBA, Ewing played four seasons at Georgetown University, where the Hoyas amassed a 121-23 record and reached the finals of the NCAA Tournament three times, winning the 1984 National Championship. He was named First Team AP All-America in each of his last three seasons and earned AP and Naismith Player of the Year honors as a senior in 1984-85.

Ewing is the proud father of five children.



FRONT OFFICE

BALL OPS

PLAYERS

13-14 REVIEW

HISTORY

RECORDS

PLAYOFFS

NBA

MISC.



Stephen Silas

Assistant Coach

Stephen Silas is in his fourth season with the organization and 14th as an NBA assistant coach after joining the team's coaching staff on December 26, 2010. Silas came to Charlotte after spending the previous four and a half seasons as an assistant coach for the Golden State Warriors. Prior to joining the Warriors, Silas served as an advance scout for the Washington Wizards during the 2005-06 season.

Silas also spent five seasons as an assistant coach under his father, Paul Silas, with the original Charlotte/New Orleans Hornets (2000-03) and Cleveland Cavaliers (2003-05). Silas, who joined the original Hornets in the summer of 1999 as an advance and college scout, was promoted to assistant coach on June 5, 2000, making him the youngest assistant in the NBA at that time at 27 years old.

Silas has also served as a Summer League head coach for New Orleans (2002), Cleveland (2003) and Golden State (2010). In addition to his work with NBA teams, Silas coached at the 2003 and 2007 NBA Pre-Draft camps and the 2011 adidas EuroCamp in Treviso, Italy. Internationally, Silas has worked at camps and clinics across the globe to help promote the game of basketball and the NBA in locations including Germany, South Africa and South Korea.

The Boston native graduated from Brown University in 1996, where he earned bachelor's degrees in sociology and management and played four seasons for the Bears basketball team. Upon graduation, Silas spent three years as the assistant executive director of the National Basketball Retired Players Association in Providence, Rhode Island.

Silas and his wife, Keryl, were married in 2002 and have two daughters, Kyler Elyse and Kaelyn.



Mark Price

Assistant Coach

Four-time NBA All-Star Mark Price is in his second season as an assistant coach. He brings more than five years of NBA coaching experience, having previously served as a player development coach for the Orlando Magic in 2011-12 and a shooting coach for the Memphis Grizzlies (2007-08), Atlanta Hawks (2008-10) and Golden State Warriors (2010-11). In Orlando, the 12-year NBA veteran worked alongside Head Coach Steve Clifford on the coaching staff of Stan Van Gundy.

One of the greatest shooters in NBA history, Price enters the 2014-15 season ranked second among the league's career leaders in free throw percentage (.904) and 29th in three-point percentage (.402). He is also the NBA's all-time leader in playoff free throw percentage (.944). Price led the league in free throw percentage three times during his career and ranked in the top 10 in four additional seasons. He shot better than .900 from the line in seven of his 12 seasons.

The 25th overall pick in the 1986 NBA Draft, Price appeared in 772 regular season games for the Cleveland Cavaliers, Washington Bullets, Warriors and Magic, averaging 15.2 points, 6.7 assists, 2.6 rebounds and 1.2 steals in 29.9 minutes. Price, who played nine seasons with the Cavaliers and remains the team's all-time leader in assists (4,206), was named First Team All-NBA in 1992-93 and Third Team All-NBA three times (1988-89, 1991-92 and 1993-94). He played in the NBA All-Star Game in each of those four seasons as well, also winning the NBA's three-point shootout in both 1993 and 1994. Price was also a member of Dream Team II, which won the gold medal at the 1994 FIBA World Championship.

Price played collegiately at Georgia Tech, where he is one of four players ever to be named either First or Second Team All-ACC in each of his four seasons. He also earned Second Team AP All-American honors in 1984-85 and Third Team AP All-American honors in 1985-86.

Price and his wife, Laura, have four children, Brittany, Caroline, Hudson and Josh.



Bob Weiss

Assistant Coach

Bob Weiss is in his second season as an assistant coach. He brings 33 years of coaching experience to Charlotte, including 30 at the NBA level.

Weiss, who spent last season as an assistant coach with the Atlanta Hawks, has been a head coach on four occasions, compiling a 223-299 career record (.427) with the San Antonio Spurs (1986-88), Atlanta Hawks (1990-93), Los Angeles Clippers (1993-94) and Seattle SuperSonics (2005-06). Along with last season in Atlanta, his tenure as an assistant coach includes stops with the San Diego Clippers (1977-80), Dallas Mavericks (1980-86), Orlando Magic (1989-90) and SuperSonics (1994-2005).

In 2008, Weiss became the first former NBA head coach to be a head coach in China, where he spent one season leading the Shanxi Zhongyu Brave Dragons (2008-09) and one season with the Shandong Lions (2010-11). His experiences were chronicled in the book, "Brave Dragons: A Chinese Basketball Team, an American Coach and Two Cultures Clashing," by Pulitzer Prize-winning author Jim Yardley.

Prior to coaching, Weiss played 12 seasons in the NBA. The 22nd overall pick in the 1965 NBA Draft, he averaged 7.6 points, 3.7 assists and 1.8 rebounds in 783 career games for the Philadelphia 76ers, Seattle SuperSonics, Milwaukee Bucks, Chicago Bulls, Buffalo Braves and Washington Bullets. Weiss also saw action in 53 playoff games, including winning the 1967 NBA Championship with the 76ers.

Weiss earned a bachelor's degree in physical education from Penn State, where he was named Honorable Mention AP All-America as a senior in 1965. He and his wife, Tracy, have two children, Stuart and Grace, and recently added Quentavious Watts to their family. He also has two older daughters, Jessica and Angela.



Pat Delany

Assistant Coach

Pat Delany is in his first season as an assistant coach, joining the Hornets in July 2014 after spending the 2013-14 season as head coach of the Sioux Falls Skyforce in the NBA D-League.

In his lone season in Sioux Falls, Delany led the Skyforce to a 31-19 record, finishing tied for the second-best record in the D-League and posting the fifth-best winning percentage in the franchise's 25-year history.

Before being named head coach of the Skyforce, the D-League affiliate for the Miami Heat, Delany spent 11 seasons with the Heat, including six seasons as advance scout (2007-13) and four as video coordinator (2003-07). He started with the Heat in 2002-03 as a video intern.

Prior to the Heat, Delany spent part of the 2001-02 season as a video intern for the Boston Celtics and spent five summers as a basketball camp counselor at places including the University of North Carolina, University of Notre Dame and his alma mater, Saint Anselm College.

Delany played four seasons at Division II Saint Anselm, where he finished his career as the school's all-time leader with 731 assists and graduated with a degree in business administration.

Delany and his wife, Jackie, have two children, Rylan and Lila May.



FRONT OFFICE

BALL OPS

PLAYERS

13-14 REVIEW

HISTORY

RECORDS

PLAYOFFS

NBA

MISC.



Steve Hetzel

Assistant Coach

Steve Hetzel is in his first season as an assistant coach, joining the Hornets in June 2014 after spending the 2013-14 season as head coach of the Canton Charge in the NBA D-League.

Hetzel led the Charge to a 28-22 record, finishing second in the East division and posting the second-best record in the team's history.

Before moving to Canton, Hetzel spent four seasons with the Detroit Pistons as player development coach. In that role, he was responsible for identifying individual strengths and weaknesses, creating a specific progression plan and monitoring players' growth throughout the season. During his time with the Pistons, three players received All-Rookie honors, including Jonas Jerebko (2010 Second Team), Greg Monroe (2011 Second Team) and Brandon Knight (2012 First Team)

Prior to the Pistons, Hetzel spent three seasons as video coordinator for the Cleveland Cavaliers (2006-09), after getting his start in the NBA as assistant video coordinator for the San Antonio Spurs in 2005-06

Hetzel is a 2005 graduate of Michigan State University, where he earned his bachelor's in kinesiology with a specialization in coaching and served as a student manager for Tom Izzo's men's basketball team.

Hetzel and his wife, Anne, have two children, Aden and Selah.



Chris Whitney

Director of Player Programs

Chris Whitney is in his fifth season as Director of Player Programs. In this role, the 11-year NBA veteran provides guidance to the team's players to help them develop life skills, both professionally and socially, and assists them in planning for life after basketball.

Whitney, who was initially selected by San Antonio with the 47th overall pick in the 1993 NBA Draft, played in 579 career NBA games for San Antonio, Washington, Denver and Orlando, averaging 6.5 points, 2.8 assists and 1.4 rebounds. Eight of his 11 seasons came with the Bullets/Wizards, where he remains the team's all-time career leader in free-throw percentage (.879) and ranks third all-time in three-point field goals (489).

Whitney played collegiately at Clemson University from 1991-93, following two seasons at Lincoln Trail College in Robinson, Illinois, where he was named First Team NJCAA All-American in 1991. He is Clemson's career leader in three-point field goals per game (2.88), while ranking second in steals per game (1.97), second in assists per game (6.10) and fifth in three-point percentage (.413). Despite playing only two seasons, Whitney ranks eighth among the school's career leaders in three-point field goals (167) and 10th in career assists (354).

While playing with the Wizards, Whitney created the C-WHIT (Children with Hope in Tomorrow) Foundation to assist programs dedicated to helping children in Washington, DC, and his hometown of Hopkinsville, Kentucky. He was the runner-up for the NBA's Sportsmanship Award in 2000-01.

Whitney and his wife, Charlotta, were married on January 1, 2010.



Scott Howard

Director of Scouting

Scott Howard is in his eighth season as the organization's Director of scouting. He spent the previous season as a scout with the Milwaukee Bucks, and prior to that, he spent two years with the Toronto Raptors as Director of International Player Personnel, where he was responsible for all aspects of player personnel outside of North America and coordinated player workouts ahead of the NBA Draft. He also served as a scout for the Washington Wizards from 2000-04.

Howard also spent 17 years as a collegiate coach, including seven seasons at the University of Miami, three seasons at the University of Nebraska, and one season each at Southern Illinois, Drake and Southern California.

Howard received his bachelor's degree in physical education in 1983 from Iowa State University, where he was a two-year letterman for the basketball team. He earned his master's degree in educational administration from the University of Iowa in 1985 while serving as a volunteer assistant and graduate assistant coach.



Adam Filippi

Director of Global Scouting

Adam Filippi is in his fourth season with the organization as Director of Global Scouting. Filippi brings over 17 years of scouting experience to the franchise, including 10 years with the Lakers before coming to Charlotte.

Born in Michigan, Filippi moved to Italy when he was eight years old. Following a five-year semi-pro playing career in Italy, Filippi received his first scouting job with Fortitudo in 1997. After starting his own scouting service in Italy, he became the youngest scout in the NBA in 1999 when was hired by the Nets. He later founded Global Vision, a Europe-based scouting service that consulted with 12 NBA teams, including the Lakers, before joining the Lakers scouting staff full-time in the summer of 2001.

In addition to his scouting work, Filippi has worked with over 100 NBA and top overseas players as a player development coach, instructing at clinics and camps in Europe, Africa, China and throughout the United States. In February 2011, he released his first instructional book, "Shoot Like the Pros: the Road to a Successful Shooting Technique," which includes a forward by Jerry West. A Certified Personal Trainer and Performance Enhancement Specialist, Filippi speaks four languages: English, Italian, Spanish and French. Filippi and his wife, Gaia, have three daughters, Jade, Amber and Ally.



Todd Quinter

Director of Pro Scouting

Todd Quinter is in his third season as Director of Pro Scouting. Quinter, who spent the 2011-12 season as an advanced scout for the Bulls, has more than 25 years of scouting and basketball operations experience. He served with the Suns in several different roles from 1986-2011, initially joining the Suns as a video coordinator before serving as an advance scout, assistant coach, Director of Scouting and Director of Player Personnel, among other positions. In 2008, Quinter served as the advance scout for the gold medal-winning U.S. Men's Senior National Team during the Beijing Olympics.

Quinter is a graduate of Lebanon Valley College in Annville, PA, where he earned a bachelor's degree in sociology and was a two-time MVP of the men's basketball team. He was inducted into the Lebanon Valley College Athletic Hall of Fame in 1997.

Quinter was born in Nazareth, PA, home of the world famous racing Andretti family, and is a cousin of musician Glenn Frey of the Eagles. He and his wife, Kim, have four children, Adam, Jake, Olivia and Tessa.



SCOUTING STAFF



Anthony Gacona



Buzz Peterson



Dickey Simpkins



Jim Thrash



Francis Williams

FRONT OFFICE

BBALL OPS

PLAYERS

13-14 REVIEW

HISTORY

RECORDS

PLAYOFFS

NBA

MISC.



Drew Perry

Director of Advance Scouting

Drew Perry is in his 11th season with the organization and his second as Director of Advance Scouting. As the club's primary advance scout, Perry is responsible for making sure the team is prepared for every opponent, including knowing their play calls, most frequently run plays and other tendencies. Perry, who served as the team's video coordinator for its first eight seasons, also manages the franchise's regional scouts.

Perry joined the organization in 2004 from XOS Technologies, a company that provides video software to numerous NBA and college basketball teams. In his two-year stint with the company, it achieved a 96 percent growth in basketball client base and he successfully sold the product to teams throughout the NBA. From 1996-2002, he was the video coordinator for the original Charlotte Hornets and the WNBA's Charlotte Sting, assisting the coaching and basketball operations staffs with preparation and evaluation of players. Perry also served as director of scouting for the Sting in 1999.

A 1992 graduate of Wake Forest, he earned a master's degree from the University of Richmond. Perry and his wife, Susan, have three children, Jackson, Sallie and Andrew.



Steve Stricker

Head Athletic Trainer

Steve Stricker is in his seventh season as Head Athletic Trainer, where he monitors the medical needs of the team's players and also manages the club's travel needs. Stricker has nearly 30 years of experience in a career that includes stops with the Washington Wizards, University of Michigan, University of Texas-Arlington and Iowa State University.

Stricker began his career at his alma mater, Iowa State, where he served as both a student trainer and assistant athletic trainer while earning his bachelor's and master's degrees. He went on to serve as head athletic trainer at UT-Arlington from 1993-95 before moving on to Michigan, where he held the positions of assistant athletic trainer and associate supervisor of athletic medicine. In 2001, Stricker joined the Wizards, serving as the team's athletic trainer for three seasons.

Most recently he served as marketing manager for team sports at Gatorade, handling all contracted college and professional teams in the Central and Northeast regions of the United States.

A recipient of the NBA Trainers Association's Joe O'Toole NBA Athletic Trainer of the Year Award in 2010-11, Stricker is a Certified Athletic Trainer and is a member of the National Athletic Trainers Association. He and his wife, Pam, have two children, Jonathan and Samantha.



Matt Friia

Strength & Conditioning Coach

Matt Friia is in his fourth season as the team's Strength & Conditioning Coach, where he is responsible for the strength, speed, power, conditioning and nutrition of players and assists with the rehabilitation of injuries. Before coming to Charlotte, Friia spent the previous seven seasons with the Denver Nuggets as assistant athletic trainer/assistant strength & conditioning coach.

Prior to joining the Nuggets, Friia attended Ithaca College, where he received a dual bachelor's degree in athletic training and sports medicine. During his time at Ithaca, he worked as an athletic trainer with several of the school's sports teams, including men's basketball and football.

Friia is a Certified Athletic Trainer, holding memberships with the National Athletic Trainers Association, the National Basketball Athletic Trainers Association and the National Academy of Sports Medicine. He is currently working on a master's degree in human movement at A.T. Still University.

A native of Ithaca, NY, Friia and his wife, Carey, have one daughter, Elise.



Dennis Williams

Assistant Athletic Trainer

Dennis Williams is in his ninth season as Assistant Athletic Trainer, where he assists with the team's medical needs.

Prior to joining the organization in July 2006, Williams spent four years as athletic trainer for the men's basketball and cheerleading teams at the University of South Carolina. Before that, he served as head athletic trainer for the Greenville Groove during the inaugural 2001-02 season of the NBA Development League. He also spent time at the collegiate level as the head athletic trainer for North Carolina College in South Carolina and assistant athletic trainer at North Carolina A&T.

Williams is a Certified Athletic Trainer and Performance Enhancement Specialist and Corrective Exercise Specialist. He holds membership with the National Athletic Trainers Association, the National Basketball Athletic Trainers Association and the North Carolina Athletic Trainers Association.

A recipient of the NBA Trainers Association's David Craig NBA Assistant Athletic Trainer of the Year Award in 2010-11, Williams received a Bachelor's degree in science in physical education from the University of South Carolina in 1995 and a master's from Furman University in 1999. He and his wife, Dana, have two sons, Robert Floyd Williams and Joshua Edward Williams.



Jason Rivera

Head Equipment Manager

Jason Rivera is in his second season as Head Equipment Manager, where he oversees the purchase and dispersal of equipment. In this role, Rivera is responsible for setting up each player's locker with uniforms, warm-ups, shoes, towels and other items, both at home and on the road.

Rivera came to Charlotte after spending 23 years with the Orlando Magic, where he started as a ball kid at age 12. He became the team's assistant equipment manager in 1996 at age 18, serving 12 years in that role before being promoted to head equipment manager in 2010. Rivera was also the equipment manager for the WNBA's Orlando Miracle during their tenure in the city from 1999-2002.

During his time in Orlando, Rivera worked two NBA All-Star Games hosted by the Magic (1992 and 2012) and one WNBA All-Star Game hosted by the Miracle (2001). He was also a part of both of the Magic's appearances in the NBA Finals as a member of the club's staff during their Eastern Conference Championship seasons in 1995 and 2009.

Rivera and his wife, Marisol, have two children, Ariana and Shea.



SUPPORT STAFF



Brian Clouser

Quantitative
Analyst /
Systems
Developer



**Dr. Marcus
Cook**

Team
Physician



**David
Duquette**

Basketball
Operations
Assistant



**Dr. Joe
Garcia**

Team
Physician



**Rick
Higgins**

Video Scout



**Jasmine
Jordan**

Coordinator
of Basketball
Operations



**Kathryn
Karakus**

Director of
Basketball
Operations



**Joey
Levin**

Video Scout



**James
McCullough**

Assistant
Equipment
Manager



**Matthew
McKay**

Basketball
Operations
Assistant



**Angus
Mitchell**

Quantitative
Analyst/
Systems
Developer



**Raymond
Rios**

Basketball
Operations
Assistant



**Dr. Larry
Seitin**

Team
Dentist



**Ben
Woldenberg**

Quantitative
Analyst/
Systems
Developer

FRONT OFFICE

BALL OPS

PLAYERS

13-14 REVIEW

HISTORY

RECORDS

PLAYOFFS

NBA

MISC.

HORNETS FANS

GEAR UP AT THE OFFICIAL ONLINE STORE



FLAT RATE SHIPPING ON ANY SIZE ORDER

HornetsFanshop.com

PLAYERS





ROSTER

FRONT OFFICE

BBALL OPS

PLAYERS

13-14 REVIEW

HISTORY

RECORDS

PLAYOFFS

NBA

MISC.



Bismack
Biyombo



P.J.
Hairston



Gerald
Henderson



Al
Jefferson



Michael
Kidd-Gilchrist



Jason
Maxiell



Gary
Neal



Jannero
Pargo



Brian
Roberts



Lance
Stephenson



Jeffery
Taylor



Noah
Vonleh



Kemba
Walker



Marvin
Williams



Cody
Zeller

2014-15 ROSTER

No.	Player	Pos.	Ht.	Wt.	Birthdate	Prior to NBA/Home Country	Yrs Pro
8	Bismack Biyombo	F/C	6-9	245	8/28/92	Fuenlabrada (Spain)/Dem. Rep. of Congo	3
19	P.J. Hairston	G	6-6	220	12/24/92	North Carolina/USA	R
9	Gerald Henderson	G	6-5	215	12/9/87	Duke/USA	5
25	Al Jefferson	C	6-10	289	1/4/85	Prentiss HS (MS)/USA	10
14	Michael Kidd-Gilchrist	F	6-7	232	9/26/93	Kentucky/USA	2
54	Jason Maxiell	F	6-7	260	2/18/83	Cincinnati/USA	9
12	Gary Neal	G	6-4	210	10/3/84	Towson/USA	4
5	Jannero Pargo	G	6-1	175	9/22/79	Arkansas/USA	10
22	Brian Roberts	G	6-1	173	12/3/85	Dayton/USA	2
1	Lance Stephenson	G	6-5	230	9/5/90	Cincinnati/USA	4
44	Jeffery Taylor	F	6-7	225	5/23/89	Vanderbilt/Sweden	2
11	Noah Vonleh	F	6-10	240	8/24/95	Indiana/USA	R
15	Kemba Walker	G	6-1	184	5/8/90	Connecticut/USA	3
2	Marvin Williams	F	6-9	237	6/19/86	North Carolina/USA	9
40	Cody Zeller	F	7-0	240	10/5/92	Indiana/USA	1

COACHING STAFF

Head Coach: Steve Clifford (Maine-Farmington)

Associate Head Coach: Patrick Ewing (Georgetown)

Assistant Coaches: Stephen Silas (Brown), Mark Price (Georgia Tech), Bob Weiss (Penn State), Pat Delany (Saint Anselm), Steve Hetzel (Michigan State)

Head Athletic Trainer: Steve Stricker (Iowa State)

Strength & Conditioning Coach: Matt Friaa (Ithaca)

Assistant Athletic Trainer: Dennis Williams (South Carolina)

NUMERICAL ROSTER

1 Lance Stephenson	15 Kemba Walker
2 Marvin Williams	19 P.J. Hairston
5 Jannero Pargo	22 Brian Roberts
8 Bismack Biyombo	25 Al Jefferson
9 Gerald Henderson	40 Cody Zeller
11 Noah Vonleh	44 Jeffery Taylor
12 Gary Neal	54 Jason Maxiell
14 Michael Kidd-Gilchrist	



HOW THE HORNETS WERE BUILT

Bismack Biyombo	Draft rights acquired from Sacramento Kings as part of three-team trade on June 23, 2011, in which the Bobcats also acquired Corey Maggette from the Milwaukee Bucks and sent Stephen Jackson, Shaun Livingston and the draft rights to Tobias Harris to Milwaukee
P.J. Hairston	Draft rights acquired from Miami Heat along with the draft rights to Semaj Christon, a 2019 second-round draft pick and cash considerations on June 26, 2014, in exchange for the draft rights to Shabazz Napier
Gerald Henderson	Selected with the 12th overall pick in the 2009 NBA Draft
Al Jefferson	Signed as a free agent on July 10, 2013
Michael Kidd-Gilchrist	Selected with the second overall pick in the 2012 NBA Draft
Jason Maxiell	Signed as a free agent on September 28, 2014
Gary Neal	Acquired from Milwaukee Bucks with Luke Ridnour on February 20, 2014, in exchange for Jeff Adrien and Ramon Sessions
Jannero Pargo	Signed as a free agent on March 14, 2013
Brian Roberts	Signed as a free agent on July 23, 2014
Lance Stephenson	Signed as a free agent on July 18, 2014
Jeffery Taylor	Selected with the 31st overall pick in the 2012 NBA Draft
Noah Vonleh	Selected with the ninth overall pick in the 2014 NBA Draft
Kemba Walker	Selected with the ninth overall pick in the 2011 NBA Draft
Marvin Williams	Signed as a free agent on July 21, 2014
Cody Zeller	Selected with the fourth overall pick in the 2013 NBA Draft

ACQUIRED BY

NBA Draft	Free Agency	Trade
Gerald Henderson	Al Jefferson	Bismack Biyombo
Michael Kidd-Gilchrist	Jason Maxiell	P.J. Hairston
Jeffery Taylor	Jannero Pargo	Gary Neal
Kemba Walker	Brian Roberts	
Noah Vonleh	Lance Stephenson	
Cody Zeller	Marvin Williams	

8

Bismack **Biyombo**

POSITION: Forward /
Center


HT / WT: 6-9 / 245

BORN: 8/28/92

FROM: Dem. Rep. of Congo

YEARS PRO: 3





PRO CAREER

Draft rights (No. 7 overall pick) acquired on June 23, 2011, from Sacramento in a three-team trade in which the Bobcats also acquired Corey Maggette from Milwaukee and sent Stephen Jackson, Shaun Livingston and the draft rights to Tobias Harris (No. 19 overall pick) to Milwaukee... Played in 220 career games with 115 starts, averaging 4.3 points, 6.0 rebounds and 1.6 blocks in 21.4 minutes... An early entry candidate in the 2011 Draft... A member of the World Select Team for the 2011 Nike Hoop Summit... Tallied 12 points, 11 rebounds and a Hoop Summit-record 10 blocks to record the only triple-double in the game's history... Played professionally in Spain from 2009-11... Started the 2009-10 season with Fuenlabrada-Getafe Madrid in the EBA before moving to C.B. Illescas in the LEB Silver league... Began the 2010-11 season with C.B. Illescas before moving to Baloncesto Fuenlabrada in the ACB league.

2013-14

Appeared in 77 games (nine starts), averaging 2.9 points, 4.8 rebounds and 1.1 blocks in 13.9 minutes... Shot a career-high .611 from the field (88-144)... Ranked 28th in the NBA in blocks... Scored in double figures twice and grabbed double-figure rebounds six times... Recorded one double-double... Scored a season-high 11 points and grabbed 10 rebounds on Nov. 1 against Cleveland... Scored 10 points on Feb. 11 against Dallas... Grabbed a season-high 14 rebounds on Nov. 29 against Milwaukee... Grabbed 12 rebounds on Nov. 15 at Cleveland... Had a season-high five blocks on Feb. 19 against Detroit... Led or tied for the team lead in blocks 28 times and in rebounds nine times... Saw action in three playoff games, averaging 2.7 points and 3.7 rebounds in 16.0 minutes.

REGULAR SEASON STATISTICS

YR	TEAM	GP	MIN	FIELD GOALS				FREE THROWS		REBOUNDS			STL	BS	TO	AVERAGES			
				FGM-FGA	PCT	3FGM-3FGA	PCT.	FTM-FTA	PCT.	OR-DR	TOT	AST				PTS	RPG	APG	PPG
11-12	CHA	63	1455	129-278	.464	0-0	----	69-143	.483	113-255	368	27	20	115	71	327	5.8	0.4	5.2
12-13	CHA	80	2186	156-346	.451	0-0	----	74-142	.521	194-388	582	35	28	143	82	386	7.3	0.4	4.8
13-14	CHA	77	1072	88-144	.611	0-0	----	46-89	.571	105-261	366	8	7	15	40	222	4.8	0.1	2.9
TOTALS		220	4713	373-768	.486	0-0	----	189-374	.505	412-904	1316	70	55	344	193	935	6.0	0.3	4.3

Personal Fouls-DQ: 2011-12, 145-1; 2012-13, 195-1; 2013-14, 124-1. Totals: 464-3



2012-13

Appeared in 80 games, starting 65... Averaged 4.8 points, 7.3 rebounds and 1.8 blocks in 27.3 minutes, leading the team in rebounds and blocks... Tied for ninth in the NBA in blocked shots and ranked 30th in rebounding... Scored in double figures 11 times and grabbed double-figure rebounds 19 times... Recorded seven double-doubles... Led or tied for the team lead in rebounds 33 times, in steals five times and in blocks 44 times... Set a franchise record with 44 games with two or more blocks... Scored a career-high-tying 14 points on November 30, 2012 against Philadelphia... Grabbed a career-high 17 rebounds on two occasions, January 6 at Detroit and April 13, 2013 against Milwaukee... Recorded a career-high 43 minutes on April 15, 2013 against New York.

2011-12

Appeared in 63 games as a rookie, starting 41... Averaged 5.2 points, 5.8 rebounds and 1.8 blocks in 23.1 minutes, leading the team in rebounds and blocks... Ranked eighth in the NBA in blocked shots... Ranked first among NBA rookies in blocked shots, third in rebounding and sixth in field goal percentage (.464)... Scored in double figures 10 times and grabbed double-figure rebounds 11 times... Recorded five double-doubles... Led the team in rebounds 20 times, in steals three times and in blocks 33 times... Blocked at least two shots 31 times, including nine straight games to end this season, which was the fourth-longest streak of multiple-block games in the league... Ranked fifth in the NBA with 10 games of at least four blocks and joined Oklahoma City's Serge Ibaka as the only two players in the league with at least three games of six or more blocks... Despite the shortened season, total of 115 blocks and average of 1.83 per game were each the most by a rookie since New Jersey's Brook Lopez recorded 151 and averaged 1.84 in 2008-09... Average of 1.83 blocks was the third-best ever by a player under the age of 20... Scored a career-high 14 points and grabbed 14 rebounds on April 6 at Milwaukee... Scored 10 points, grabbed a career-high 15 rebounds and tied a career high with seven rebounds on March 6 against Orlando... Recorded the first double-figure scoring game, first double-figure rebounding game and first double-double of his career with 11 points and 10 rebounds in Jan. 17 at Orlando.

2010-11

Played in Spain, splitting the season between C.B. Illescas in the LEB Silver league and Baloncesto Fuenlabrada in the ACB league... Appeared in 14 games for C.B. Illescas, averaging 9.0 points, 6.4 rebounds and 1.9 blocks in 21.9 minutes per game and shooting .588 from the field... Scored 28 points on 12-15 shooting and grabbed 10 rebounds in 32 minutes against Prat Juventud... Tallied 14 points, a career-high 14 rebounds and four blocks in 26 minutes against Andorra... Was promoted to Fuenlabrada in January, averaging 6.4 points, 5.1 rebounds and a league-best 2.3 blocks in 17.1 minutes and shooting .552 from the field in 14 games with the team.

2009-10

Played in Spain, beginning the season with Fuenlabrada-Getafe Madrid in the EBA... Played in 19 games for Fuenlabrada-Getafe Madrid, averaging 9.4 points, 6.8 rebounds and 3.3 blocks in 23.9 minutes, while shooting .579 from the field, before moving C.B. Illescas... In 31 games with C.B. Illescas, averaged 5.6 points, 4.9 rebounds and 1.5 blocks in 20.0 minutes and shot .581 from the field.

PERSONAL

The son of Ngoie Francoise and Bijombo Francois... Has three brothers, Billy, Biska and Bikim, and three sisters, Bimeline, Bikelene and Bimela... Speaks five languages: English, Spanish and French, along with Swahili and Lingala, which are two of the recognized national languages of the Democratic Republic of Congo.



PLAYOFF STATISTICS

YR	TEAM	GP	MIN	FIELD GOALS				FREE THROWS		REBOUNDS				AVERAGES					
				FGM-FGA	PCT	3FGM-3FGA	PCT.	FTM-FTA	PCT.	OR-DR	TOT	AST	STL	BS	TO	PTS	RPG	APG	PPG
13-14	CHA	3	48	3-5	.600	0-0	----	2-6	.333	5-6	11	1	0	2	0	8	3.7	0.3	2.7
TOTALS		29	1098	186-461	.403	63-164	.384	152-181	.840	23-71	94	92	23	4	72	587	3.2	3.2	20.2

Personal Fouls-DQ: 2013-14, 1-0. Totals: 1-0

CAREER HIGHS

Minutes:	43	(4/15/2013, Charlotte vs. New York)
Field Goals:	6	(Three times, last: 4/13/2013, Charlotte vs. Milwaukee)
Field Goal Attempts:	11	(4/22/2012, Charlotte vs. Sacramento)
Three-Point Field Goals:	0	
Three-Point Attempts:	0	
Free Throws:	6	(Three times, last: 3/24/2013, Charlotte at Miami)
Free Throw Attempts:	12	(12/28/2012, Charlotte at Brooklyn)
Offensive Rebounds:	8	(2/13/2013, Charlotte at Indiana)
Defensive Rebounds:	11	(4/13/2013, Charlotte at Milwaukee)
Total Rebounds:	17	(Two times, last: 4/13/2013, Charlotte vs. Milwaukee)
Assists:	3	(Two times, last: 3/27/2013, Charlotte vs. Orlando)
Steals:	2	(Seven times, last: 3/15/2013, Charlotte at Toronto)
Turnovers:	5	(3/7/2012, Charlotte vs. Utah)
Blocked Shots:	7	(Three times, last: 1/21/2013, Charlotte vs. Houston)
Points:	14	(Two times, last: 11/30/2012, Charlotte vs. Philadelphia)

19

P.J. Hairston

POSITION: Guard

HT / WT: 6-6 / 220

BORN: 12/24/92

FROM: North Carolina

YEARS PRO: R





PRO CAREER

Draft rights acquired by the Hornets (26th overall pick) on June 26, 2014, along with the rights to Semaj Christon (55th overall pick), a 2019 second-round draft pick and cash considerations from Miami in exchange for the rights to guard Shabazz Napier (24th overall pick)... Became the first D-League player to be selected in the first round of the NBA Draft... Played in 26 D-League games for the Texas Legends in 2013-14, earning All-Rookie Second Team honors after averaging 21.8 points, 3.5 rebounds and 1.5 steals.

2013-14

Played in 26 games for the Texas Legends in the NBA D-League beginning in January... Named to the D-League All-Rookie Second Team... Averaged 21.8 points, 3.5 rebounds and 1.5 steals in 32.3 minutes, while shooting .453 from the field (183-404), .358 from beyond the three-point line (73-204) and .870 from the free-throw line (127-146)... Ranked second in the D-League in free-throw percentage and sixth in scoring... Posted eight games of 29 or more points, including 40-plus on two occasions... Scored a season-high 45 points at Reno, shooting 12-22 from the field, including 5-10 from three-point range, and 16-16 from the free-throw line... Participated in the 2014 Boost Mobile NBA D-League Three-Point Contest during NBA All-Star Weekend.

COLLEGE

Played two seasons at the University of North Carolina from 2011-13 before being declared ineligible due to NCAA rules violations... In 71 career games, averaged 10.0 points, 3.2 rebounds and 1.0 assist... Scored in double figures 34 times... As a sophomore in 2012-13, led the Tar Heels in scoring (14.6) and posted the second-best single-season three-point field goal total in school history (89)... Ranked third in the ACC in three-point field goals, fifth in three-point percentage, eighth in free-throw percentage and 10th in scoring... Also named First Team All-ACC Tournament as a sophomore... Made at least one three-point field goal in 33 consecutive games to end the 2012-13 season, the fourth-longest streak in school history and only one shy of tying three players for the longest streak.

PERSONAL

Full name is Samuel Peterson Hairston Jr.... The son of Wendy Mailey and William Turner... Majored in communication studies at UNC.

NBA D-LEAGUE REGULAR SEASON STATISTICS

YR	TEAM	GP	MIN	FIELD GOALS				FREE THROWS		REBOUNDS				AST	STL	BS	TO	PTS	AVERAGES		
				FGM-FGA	PCT	3FGM-3FGA	PCT.	FTM-FTA	PCT.	OR-DR	TOT	RPG	APG						PPG		
13-14	TEX	26	839	183-404	.453	73-204	.358	127-146	.870	32-58	90	21	39	10	46	566	3.5	0.8	21.8		
TOTALS		26	839	183-404	.453	73-204	.358	127-146	.870	32-58	90	21	39	10	46	566	3.5	0.8	21.8		

Personal Fouls-DQ: 2013-14, 71-0

9

Gerald **Henderson**

POSITION: Guard

HT / WT: 6-5 / 215

BORN: 12/9/87

FROM: Duke

YEARS PRO: 5





PRO CAREER

Selected with the 12th overall pick in the 2009 NBA Draft... Has played in 311 career games, averaging 12.0 points, 3.4 rebounds and 2.0 assists in 27.1 minutes... Has seen action in four career playoff games, averaging 9.8 points, 4.0 rebounds, 2.3 assists and 1.0 steal in 29.8 minutes.

2013-14

Played in 77 games (77 starts), averaging 14.0 points, 4.0 rebounds and 2.6 assists in 32.0 minutes... Shot .433 from the field (403-930), a career-high .348 from beyond the three-point line (40-115) and .761 from the free-throw line (235-309)... Scored in double figures 63 times, including 11 games with 20 points or more... Scored in double figures in 19 straight games from Nov. 16-Dec. 21, the second-longest streak of his career... Scored in double figures in 10 straight games from Dec. 27-Jan. 14, tying the third-longest streak of his career... Led or tied for the team lead in scoring six times, in rebounding four times, in assists five times, in steals 13 times and in blocks 13 times... Scored a season-high 30 points on Jan. 11 at Chicago... Scored 27 points on Jan. 7 against Washington... Scored 18 points and grabbed a season-high nine rebounds on Nov. 8 against New York... Scored 13 points and tied a season high with nine rebounds on Nov. 13 at Boston... Saw action in four playoff games, averaging 9.8 points, 4.0 rebounds, 2.3 assists and 1.0 steal in 29.8 minutes.

REGULAR SEASON STATISTICS

YR	TEAM	GP	MIN	FIELD GOALS				FREE THROWS		REBOUNDS				STL	BS	TO	PTS	AVERAGES		
				FGM-FGA	PCT	3FGM-3FGA	PCT.	FTM-FTA	PCT.	OR-DR	TOT	AST	RPG					APG	PPG	
09-10	CHA	43	355	37-104	.356	4-19	.211	35-47	.745	15-40	55	13	10	9	14	113	1.3	0.3	2.6	
10-11	CHA	68	1661	259-570	.454	7-36	.194	128-163	.785	49-158	207	101	50	32	64	653	3.0	1.5	9.6	
11-12	CHA	55	1831	332-723	.459	11-47	.234	155-204	.760	64-161	225	126	49	20	100	830	4.1	2.3	15.1	
12-13	CHA	68	2133	382-855	.447	33-100	.330	258-313	.824	55-195	250	177	68	34	108	1055	3.7	2.6	15.5	
13-14	CHA	77	2461	403-930	.433	40-115	.348	235-309	.761	31-279	310	199	51	32	113	1081	4.0	2.6	14.0	
TOTALS		311	8441	1413-3182	.444	95-317	.300	811-1036	.783	214-833	1047	616	228	127	399	3732	3.4	2.0	12.0	

Personal Fouls-DQ: 2009-10, 25-0; 2010-11, 118-1; 2011-12, 128-1; 2012-13, 108-0; 2013-14, 159-0 Totals: 579-2.



2012-13

Played in 68 games, with 58 starts... Averaged career highs of 15.5 points, 2.6 assists and 1.0 steal, along with 3.7 rebounds and 31.4 minutes... Ranked 36th in the NBA in free-throw percentage (.824)... Scored in double figures 56 times, including a career-high 24 consecutive games to end the season... Scored 20 points or more 14 times, including three games with 30 points or more... Scored a career-high 35 points on March 12 against Boston and March 29 at New York... Also scored 34 points on March 27 against Orlando... Grabbed a career-high-tying 10 rebounds twice, recording double-doubles in both games... Tallied 20 points and 10 rebounds on Feb. 8 against the Lakers and recorded 24 points and 10 rebounds on Feb. 19 at Orlando... Scored 27 points and tied a career high with eight assists on March 8 against Washington... Had a career-high five steals on Nov. 2 against Indiana... Led or tied for the team lead in scoring 16 times, in assists six times, in steals 18 times and in blocks nine times.

2011-12

Played in 55 games, starting all 55... Averaged 15.1 points, 4.1 rebounds, 2.3 assists, 0.9 steals and 33.3 minutes, while also shooting a career-best .459 from the field (332-723)... Ranked 40th in the NBA in minutes played... Led the team in scoring... Scored in double figures 41 times, including 14 games of 20 or more points and one game of 30 or more points... 14 games of 20-plus points were the most by a Bobcats player on the season... Scored a career-high-tying 32 points on Apr. 20 against Memphis... Scored 14 points and grabbed a career-high 10 rebounds on Jan. 7 at Indiana for his first career double-double... Made a career-high 13 field goals en route to 29 points on March 23 against Milwaukee... Led the team in scoring 18 times, in rebounds two times, in steals 21 times and in blocks two times... Tied career highs with four steals on Jan. 4 at New York and three blocks on April 16 against New Orleans.

2010-11

Appeared in 68 games, starting 30... Averaged 9.6 points, 3.0 rebounds, 1.5 assists, 0.7 steals and 0.5 blocks in 24.4 minutes... Shot .454 from the field (259-570) and .785 from the free-throw line (128-163)... Scored in double figures 31 times, including seven games of 20 points or more and one game of at least 30 points... Led the team in scoring on nine occasions, in assists once, steals 17 times and in blocks 11 times... Scored in double figures in 10 consecutive games from March 19-April 6, the longest streak of his career... Scored a career-high 32 points on a then-career-high 12 field goals in a career-high 45 minutes on Apr. 6 vs. Orlando... Scored 19 points, grabbed a then-career-high nine rebounds and blocked a career-high three shots on Jan. 8 vs. Washington... Scored 20 points and handed out a career-high eight assists on Mar. 9 vs. Chicago... Scored in double figures in 22 of the season's final 28 games, after doing so just 12 times in 83 career games played prior to that... The 28-game stretch including all seven of his 20-point games... In 30 games as a starter, averaged 13.4 points, 3.6 rebounds and 2.2 assists in 33.3 minutes, up from 6.6 points, 2.6 rebounds and 0.9 assists in 17.4 minutes in 38 games as a reserve.

2009-10

Appeared in 43 games as a rookie, averaging 2.6 points, 1.3 rebounds, 0.3 assists, 0.2 steals and 0.2 blocks in 8.3 minutes... Shot .356 from the field (37-104) and .745 from the free-throw line (35-47)... Scored in double figures three times... Scored a season-high 15 points on Nov. 25 vs. Toronto... Scored 14 points and grabbed a season-high seven rebounds on April 12 at New Jersey.

COLLEGE

Played three seasons at Duke University... Named Wooden Award All-America and Third Team AP All-America, as well as First Team All-ACC as a junior... Ranks 39th in Duke history with 1,262 career points and 20th with 69 blocks... As a junior in 2008-09, led team in scoring (16.5 ppg), while ranking second in rebounding (4.9 rpg), second in assists (2.5 apg), second in field-goal percentage (.450), and third in steals (1.2 spg)... Ranked 11th in the ACC in scoring and ninth in field goal percentage... Scored in double figures 31 times including 10 games with 20 or more points... Scored a career-high 35 points on 11-15 shooting from the field and 12-14 from the free throw line against Wake Forest... Grabbed a career-high 10 rebounds while also adding 21 points against Florida State... Dished out a career-high six assists while adding 21 points against Virginia Tech... As a sophomore in 2007-08, ranked third on team in scoring (12.7 ppg), third in rebounding (4.7 rpg), and second in field-goal percentage (.474)... Scored in double figures 25 times, including four games with 20 or more points... Scored a season-high 23 points twice, against Illinois and Maryland... Grabbed a season-high nine rebounds against North Carolina... Scored 21 points against Belmont in the NCAA Tournament, followed by 18 points against West Virginia... As a freshman in 2006-07, averaged 6.8 points and 2.9 rebounds while shooting .451 from the field... Started 10 of 32 games... Scored in double figures seven times including a season-high 16 points against North Carolina.

PERSONAL

Full name is Jerome McKinley Henderson Jr., but, like his father, goes by Gerald... The son of Marie and Gerald Henderson... Father Gerald played 13 seasons in the NBA for Boston, Seattle, New York, Philadelphia, Milwaukee, Detroit and Houston and won three NBA championships with the Celtics (1980-81, 1983-84) and Pistons (1989-90)... Majored in psychology at Duke.



FRONT OFFICE

BALL OPS

PLAYERS

13-14 REVIEW

HISTORY

RECORDS

PLAYOFFS

NBA

MISC.

PLAYOFF STATISTICS

YR	TEAM	GP	MIN	FIELD GOALS			FREE THROWS			REBOUNDS			STL	BS	TO	PTS	AVERAGES		
				Fgm-FGA	PCT	3FGM-3FGA	PCT.	FTM-FTA	PCT.	OR-DR	TOT	AST					RPG	APG	PPG
13-14	CHA	4	119	14-37	.378	0-9	.000	11-17	.647	1-15	16	9	4	1	6	12	4.0	2.3	9.8
TOTALS		4	119	14-37	.378	0-9	.000	11-17	.647	1-15	16	9	4	1	6	12	4.0	2.3	9.8

Personal Fouls-DQ: 2014, 12-1 Totals: 12-1

CAREER HIGHS

Minutes:	46	(3/29/2013, Charlotte at New York)
Field Goals:	13	(3/23/2012, Charlotte vs. Milwaukee)
Field Goal Attempts:	24	(4/20/2012, Charlotte vs. Memphis)
Three-Point Field Goals:	4	(1/4/2013, Charlotte vs. Cleveland)
Three-Point Attempts:	5	(Seven times, last: 3/24/2014, Charlotte vs. Houston)
Free Throws:	15	(3/29/2013, Charlotte at New York)
Free Throw Attempts:	17	(3/29/2013, Charlotte at New York)
Offensive Rebounds:	5	(1/28/2011, Charlotte at Golden State)
Defensive Rebounds:	9	(2/8/2013, Charlotte vs. L.A. Lakers)
Total Rebounds:	10	(Three times, 2/19/2013, Charlotte at Orlando)
Assists:	8	(Two times, last: 3/18/2013, Charlotte vs. Washington)
Steals:	5	(11/2/2012, Charlotte vs. Indiana)
Turnovers:	5	(Three times, last: 4/17/2013, Charlotte vs. Cleveland)
Blocked Shots:	3	(Four times, last: 4/16/2012, Charlotte vs. New Orleans)
Points:	35	(Two times, last: 3/29/2013, Charlotte at New York)

25

Al Jefferson

POSITION: Center

HT / WT: 6-10 / 289

BORN: 1/4/85

FROM: Prentiss HS (MS)

YEARS PRO: 10





PRO CAREER

Signed as a free agent on July 10, 2013... Named Third Team All-NBA following the 2013-14 season... Named Eastern Conference Player of the Month in both March and April 2014, earning Player of the Month honors for the first two times in his career... Also named Eastern Conference Player of the Week for the weeks ending March 16 and April 6, 2014, bringing career number of Player of the Week honors to seven... Has appeared in 701 career games with the Celtics, Timberwolves, Jazz and Bobcats, averaging 17.0 points, 9.2 rebounds, 1.5 assists and 1.3 blocks in 31.1 minutes... Initially selected by the Celtics with the 15th overall pick in the 2004 NBA Draft... Traded by the Celtics with Ryan Gomes, Gerald Green, Theo Ratliff, Sebastian Telfair and two first-round draft picks to the Timberwolves on July 31, 2007, in exchange for Kevin Garnett... Traded by the Timberwolves to the Utah Jazz on July 13, 2010, in exchange for Kosta Koufos and two first-round draft picks... Named to the All-Rookie Second Team in 2004-05... Has played in 14 playoff games for the Celtics, Jazz and Bobcats, averaging 12.3 points, 7.6 rebounds, 1.1 blocks and 1.0 assist... A member of the 2007 USA Basketball Select Team that trained against the 2007 USA Men's National Team in Las Vegas... Was selected to the 2010-12 USA Basketball Men's National Team Program.

2013-14

Appeared in 73 games (73 starts) for Charlotte, with averages of 21.8 points, 10.8 rebounds, 2.1 assists and 1.1 blocks in 35.0 minutes... Named Third Team All-NBA... Named Eastern Conference Player of the Month in both March and April, earning Player of the Month honors for the first two times in his career... Also named Eastern Conference Player of the Week for the weeks ending March 16 and April 6... The only player in the Eastern Conference and one of only five players in the NBA to average over 20.0 points and 10.0 rebounds on the season... Ranked eighth in the NBA in rebounding, 11th in scoring, 23rd in field goal percentage, 29th in blocks and tied for 30th in minutes played... Scored in double figures 69 times, including 45 games of 20 points or more and 13 games with at least 30 points... Grabbed double-figure rebounds 42 times... Recorded 42 double-doubles... Tallied 29

REGULAR SEASON STATISTICS

YR	TEAM	GP	MIN	FIELD GOALS				FREE THROWS		REBOUNDS			AST	STL	BS	TO	PTS	AVERAGES		
				FGM-FGA	PCT	3FGM-3FGA	PCT.	FTM-FTA	PCT.	OR-DR	TOT	RPG						APG	PPG	
04-05	BOS	71	1051	195-369	.528	0-3	.000	85-135	.630	119-193	312	24	22	55	66	475	4.4	0.3	6.7	
05-06	BOS	59	1062	189-379	.499	0-4	.000	86-134	.642	97-202	299	30	30	46	62	464	5.1	0.5	7.9	
06-07	BOS	69	2319	453-882	.514	0-1	.000	201-295	.681	237-519	756	88	48	106	136	1107	11.0	1.3	16.0	
07-08	MIN	82	2919	721-1441	.500	0-5	.000	284-394	.721	308-603	911	117	74	119	167	1726	11.1	1.4	21.0	
08-09	MIN	50	1836	485-975	.497	0-4	.000	186-252	.738	172-376	548	79	39	83	92	1156	11.0	1.6	23.1	
09-10	MIN	76	2463	560-1125	.498	0-4	.000	181-266	.680	180-523	703	137	63	98	136	1301	9.3	1.8	17.1	
10-11	UTA	82	2940	654-1319	.496	0-0	----	220-177	.761	235-559	794	149	46	153	105	1528	9.7	1.8	18.6	
11-12	UTA	61	2075	516-1048	.492	1-4	.250	137-177	.774	133-452	585	134	47	101	62	1170	9.6	2.2	19.2	
12-13	UTA	78	2578	611-1236	.494	2-17	.118	167-217	.770	156-564	720	164	80	89	105	1391	9.2	2.1	17.8	
13-14	CHA	73	2553	700-1376	.509	3-15	.200	191-277	.690	156-636	792	155	67	79	124	1594	10.8	2.1	21.8	
TOTALS		701	21796	5084-10150	.501	6-57	.105	1738-2436	.713	1793-4627	6420	1077	516	929	1055	11912	9.2	1.5	17.0	

Personal Fouls-DQ: 2004-05, 195-4; 2005-06, 166-1; 2006-07, 232-2; 2007-08, 222-0; 2008-09, 141-2; 2009-2010, 205-1; 2010-11, 2238-3; 2011-12, 155-2; 2012-13, 170-0; 2013-14, 176-1. Totals: 1900-16



PLAYERS

FRONT OFFICE

BBALL OPS

PLAYERS

13-14 REVIEW

HISTORY

RECORDS

PLAYOFFS

NBA

MISC.

games with at least 20 points and 10 rebounds... Posted streaks of 11 straight 20-point games (Jan. 11-31), seven straight games with at least 20 points and 10 rebounds (April 2-14), three straight 30-point games (Jan. 25-31) and nine straight games as the team's outright leading scorer (Feb. 28-March 14)... Scored a career-high-tying 40 points on 18 field goals and grabbed 18 rebounds on Jan. 31 at the Lakers, recording the first game in Charlotte NBA history with at least 40 points and 15 rebounds... Had three games with at least 35 points and 15 rebounds on the season... Scored 24 points and grabbed a season-high 23 rebounds on Dec. 28 at Atlanta, recording the seventh 20-20 game of his career... Led or tied for the team lead in scoring 41 times, in rebounding 61 times, in blocks 29 times and in steals 19 times... Saw action in three playoff games, averaging 18.7 points, 9.3 rebounds and 1.7 blocks in 35.3 minutes.

2012-13

Appeared in 78 games (all starts) for the Jazz, averaging 17.8 points, 9.2 rebounds, 2.1 assists and 1.1 blocks in 33.1 minutes... Ranked eighth in the NBA in field goals (611), eighth in defensive rebounds (564) and ninth in double-doubles (37)... Scored in double figures 73 times, including 31 games with 20 points or more and four games with 30 points or more... Grabbed double-figure rebounds 39 times... Scored a career-high-tying 40 points, grabbed 13 rebounds and handed out a season-high six assists on April 12 against Minnesota, becoming the first Jazz player with at least 40 points, 10 rebounds and five assists in a game since Karl Malone on April 19, 1995... Named Western Conference Player of the Week for the week ending March 31 after averaging 19.8 points, 8.3 rebounds, 2.3 steals and 1.5 blocks and leading the Jazz to a 4-0 record... Scored 32 points and grabbed 13 rebounds on Feb. 8 against Chicago... Scored 31 points and grabbed 15 rebounds on Dec. 5 against Orlando... Scored 24 points and had season-high 17 rebounds on Nov. 12 at Toronto.

2011-12

Appeared in 61 games (all starts) for the Jazz, averaging 19.2 points, 9.6 rebounds, 2.2 assists and 1.7 blocks in 34.0 minutes... Ranked sixth in the NBA in field goals (516), ninth in field goal attempts (1048) and 10th in defensive rebounds (452)... Scored in double figures 59 times, including 27 games with 20 points or more and five games with 30 points or more... Grabbed double-figure rebounds 32 times... Tallied 31 double-doubles... Led the Jazz in minutes played, scoring, rebounds, blocks and double-doubles... Named Western Conference Player of the Week for the week ending April 22 after averaging 20.0 points, a league-high 15.3 rebounds, 2.3 assists and 2.0 blocks while leading the Jazz to a perfect 3-0 record... Scored a season-high 34 points and grabbed 12 rebounds on Feb. 17 against Washington... Scored 28 points and grabbed a career-high-tying 26 rebounds on April 16 against Dallas... Scored 33 points and grabbed 12 rebounds on March 12 against Detroit... Scored 25 points, grabbed 13 rebounds and handed out a career-high seven assists on March 5 at Cleveland.

2010-11

Appeared in all 82 games (all starts) for the Jazz, averaging 18.6 points, 9.7 rebounds, 1.9 blocks and 1.8 assists in 35.9 minutes... Ranked fifth in the NBA in blocks (153), sixth in total rebounds (794), sixth in defensive rebounds (559), ninth in offensive rebounds (235) and 10th in minutes played (2940)... The only Jazz player to appear in all 82 games... Scored in double figures 74 times, including 37 games with 20 points or more and nine games with 30 points or more... Grabbed double-figure rebounds 39 times... Tallied 37 double-doubles... Scored a season-high 36 points on March 7 at New York... Scored 28 points and grabbed a season-high 19 rebounds on Feb. 28 against Boston... Scored 17 points and grabbed a season-high-tying 19 rebounds on March 20 at

Houston... Scored 33 points and grabbed 18 rebounds on March 12 at Chicago... Scored 23 points and blocked a career-high seven shots on Dec. 22 at Minnesota.

2009-10

Appeared in 76 games (all starts) for the Timberwolves, averaging 17.1 points, 9.3 rebounds, 1.8 assists and 1.3 blocks in 32.4 minutes... Scored in double figures 71 times, including 28 games with 20 points or more and one game with 30 points or more... Grabbed double-figure rebounds 37 times... Tallied 35 double-doubles... Scored a season-high 36 points and grabbed 14 rebounds on March 8 against Dallas... Scored 26 points and grabbed a career-high and franchise-record 26 rebounds on Jan. 13 at Houston... Scored 26 points and grabbed 14 rebounds on Jan. 6 against Golden State.

2008-09

Appeared in 50 games (all starts) for the Timberwolves, averaging 23.1 points, 11.0 rebounds, 1.7 blocks and 1.6 assists in 36.7 minutes... Scored in double figures 48 times, including 37 games with 20 points or more and eight games with 30 points or more... Grabbed double-figure rebounds 31 times... Tallied 30 double-doubles... Scored a season-high 39 points on Jan. 25 against Chicago... Scored 38 points and grabbed 16 rebounds on Dec. 29 against Memphis... Scored 36 points, grabbed a season-high 22 rebounds and tied a career high with four steals on Feb. 7 at Houston... Named Western Conference Player of the Week for the week ending Jan. 4... Missed the final 32 games of the season after suffering a torn right ACL on Feb. 9 at New Orleans.

2007-08

Appeared in all 82 games (all starts) for the Timberwolves, averaging 21.0 points, 11.1 rebounds, 1.5 blocks and 1.4 assists in 35.6 minutes... Ranked second in the NBA in offensive rebounds (308), third in double-doubles (55), fourth in total rebounds (911), fourth in field goals (721) and eighth in defensive rebounds (603)... One of only four players in the NBA to average at least 20 points and 10 rebounds, joining Carlos Boozer, Dwight Howard and Antawn Jamison... Scored in double figures 79 times, including 48 games with 20 points or more and 10 games with 30 points or more... Grabbed double-figure rebounds 55 times, including three games with 20 rebounds or more... Scored a career-high 40 points and grabbed 19 rebounds on Jan. 27 against New Jersey... Also scored a career-high-tying 40 points and grabbed 10 rebounds on April 8 at Charlotte... Became only the second Timberwolves player with multiple 40-point games in the same season... Scored 32 points and grabbed 20 rebounds on Dec. 8 against Phoenix, becoming only the second Timberwolves player to tally at least 30 points and 20 rebounds in game, joining Kevin Garnett who did so eight times... Scored 26 points and grabbed 20 rebounds on Jan. 30 against Chicago... Scored 22 points and grabbed 20 rebounds on Dec. 17 at Miami... Named Western Conference Player of the Week for the week ending Jan. 27.

2006-07

Appeared in 69 games (60 starts) for the Celtics, averaging 16.0 points, 11.0 rebounds, 1.5 blocks and 1.3 assists in 33.6 minutes... Scored in double figures 57 times, including 26 games with 20 points or more and two games with 30 points or more... Grabbed double-figure rebounds 43 times, including one game with 20 rebounds or more... Tallied 38 double-doubles... Scored a season-high 32 points and grabbed 18 rebounds on March 3 at New Jersey... Scored 31 points and grabbed 16 rebounds on March 9 against Seattle... Scored 12 points and grabbed a season-high 22 rebounds on Jan. 13 at Detroit... Named Eastern Conference Player of the Week for the week ending March 4.



2005-06

Appeared in 59 games (seven starts) for the Celtics, averaging 7.9 points and 5.1 rebounds in 18.0 minutes... Scored in double figures 21 times, including one game with 20 points or more... Grabbed double-figure rebounds six times... Recorded five double-doubles... Posted season highs of 21 points and 12 boards on Dec. 10 at Dallas... Scored 18 points and grabbed eight rebounds on Jan. 18 against Minnesota.

2004-05

Appeared in 71 games (one start) for the Celtics, averaging 6.7 points and 4.4 rebounds in 14.8 minutes... Scored in double figures 17 times and grabbed double-figure rebounds four times... Tallied three double-doubles... Scored a season-high 19 points on April 15 at Miami... Scored 17 points and grabbed 10 rebounds on Jan. 19 against Chicago... Recorded first career double-double with 10 points and 11 rebounds on Jan. 5 against Golden State.

HIGH SCHOOL

As a senior, named First Team All-America by Parade and USA Today... Named Mr. Basketball in Mississippi and was a finalist for the Naismith Award... Played in the 2004 McDonald's All-America Game, recording 16 points and 11 rebounds... Player for the U.S. in the 2004 Nike Hoop Summit, tallying 13 points and seven rebounds... Named All-State,

All-Conference and Conference MVP in all four seasons of high school... Led Prentiss to a 29-8 record and the Class 3A State Championship as a junior.

PERSONAL

Full name is Al Ricardo Jefferson... Born in Monticello, MS, but grew up in Prentiss, MS, a town of 1,500 people... Selected to the 2010-12 USA Men's National Team Program... Teamed up with Feed the Children in the summer of 2011 to provide food and personal care items for over 400 families in Vicksburg, MS, who were victims of flooding... Hosts an annual basketball camp in his hometown each summer... Joined several NBA and WNBA players in "Operation Rebound" to offer food and assistance to the victims of Hurricane Katrina in his home state of Mississippi... Made a \$25,000 donation to the Miami Dade College Foundation to establish a scholarship endowment in honor of his late father.

PLAYOFF STATISTICS

YR	TEAM	GP	MIN	FIELD GOALS			FREE THROWS		REBOUNDS			AVERAGES									
				FGM-FGA	PCT	3FGM-3FGA	PCT.	FTM-FTA	PCT.	OR-DR	TOT	AST	STL	BS	TO	PTS	RPG	APG	PPG		
04-05	BOS	7	135	17-41	.415	0-0	----	9-12	.750	17-28	45	2	4	8	4	43	6.4	0.3	6.1		
11-12	UTA	4	141	36-68	.529	0-1	.000	1-4	.250	7-27	34	10	5	3	5	73	8.5	2.5	18.3		
13-14	CHA	3	106	26-53	.491	0-0	----	4-5	.800	6-22	28	2	1	5	1	56	9.3	0.7	18.7		
TOTALS		14	383	79-162	.488	0-1	.000	14-21	.667	30-77	107	14	10	16	10	172	7.6	1.0	12.3		

Personal Fouls-DQ: 2004-05, 16-0; 2011-12, 10-0; 2013-14, 7-0. Totals: 33-0..

CAREER HIGHS

Minutes:	54	(4/16/2012, Utah vs. Dallas)
Field Goals:	19	(4/12/2013, Utah vs. Minnesota)
Field Goal Attempts:	32	(1/31/2014, Charlotte at L.A. Lakers)
Three-Point Field Goals:	1	(Six times, last: 3/5/2014, Charlotte vs. Indiana)
Three-Point Attempts:	2	(Two times, last: 12/30/2013, Charlotte at Utah)
Free Throws:	14	(1/27/2008, Minnesota at New Jersey)
Free Throw Attempts:	17	(1/27/2008, Minnesota at New Jersey)
Offensive Rebounds:	12	(11/26/2008, Minnesota vs. Phoenix)
Defensive Rebounds:	23	(1/13/2010, Minnesota at Houston)
Total Rebounds:	26	(Two times, last: 4/16/2012, Utah vs. Dallas)
Assists:	7	(Three times, last: 2/18/2014, Charlotte at Detroit)
Steals:	4	(Seven times, last: 3/28/2014, Charlotte at Orlando)
Turnovers:	8	(Two times, last: 11/23/2009, Minnesota at L.A. Clippers)
Blocked Shots:	7	(12/22/2010, Utah at Minnesota)
Points:	40	(Four times, last: 1/31/2014, Charlotte at L.A. Lakers)

14

Michael
Kidd-Gilchrist

POSITION: Forward

HT / WT: 6-7 / 232

BORN: 9/26/93

FROM: Kentucky

YEARS PRO: 2





PRO CAREER

Selected with the second overall pick in the 2012 NBA Draft... Has played in 140 career games with 139 starts, averaging 8.2 points, 5.6 rebounds and 1.2 assists in 25.2 minutes... Named to the 2012-13 All-Rookie Second Team... Selected to play in the 2013 BBVA Rising Stars Challenge at All-Star Weekend... Named Eastern Conference Rookie of the Month for November 2012... Posted two games with 25 points and 12 rebounds as a rookie, joining LeBron James as the only two players in NBA history to tally at least 25 points and 12 rebounds in a game twice before their 20th birthday... Had 25 points and 12 rebounds the first time on November 10 against Dallas when he was 19 years and 45 days old, becoming the second-youngest player ever to do so... Also did so on December 19 against Phoenix, when he was 19 years and 84 days, which was the third-youngest ever... Became just the fourth player in the last 20 years to post multiple games with at least 25 points and 12 rebounds in the first 25 games of their career, joining Blake Griffin, Charlie Villanueva and Yao Ming as the only four players to do so since 1993... Participated in the 2013 USA Basketball Men's National Team Mini-Camp.

2013-14

Played in 62 games, starting all 62... Averaged 7.2 points and 5.2 rebounds in 24.2 minutes... Scored in double figure 14 times and grabbed double-figure rebounds twice... Tallied one double-double... Scored 10 points and grabbed a season-high-tying 12 rebounds on March 12 at Washington... Scored a season-high 16 points, grabbed eight rebounds and blocked a season-high three shots on Nov. 5 at New York... Tied a season high with 16 points on Nov. 11 against Atlanta... Scored a season-high-tying 16 points and grabbed eight rebounds on Nov. 15 at Cleveland... Grabbed a season-high 12 rebounds, including a career-high six offensive rebounds, on Feb. 8 against San Antonio... Led or tied for the team lead in scoring once, in rebounding five times, in steals 15 times and in blocks 12 times... Saw action in four playoff games, averaging 8.5 points on .519 shooting (14-27), 6.5 rebounds and 1.5 assists in 22.8 minutes... Scored 22 points on 9-13 shooting and grabbed 10 rebounds in Game Two at Miami on April 23.

REGULAR SEASON STATISTICS

YR	TEAM	GP	MIN	FIELD GOALS			FREE THROWS		REBOUNDS				AVERAGES						
				FGM-FGA	PCT	3FGM-3FGA	PCT.	FTM-FTA	PCT.	OR-DR	TOT	AST	STL	BS	TO	PTS	RPG	APG	PPG
12-13	CHA	78	2025	281-613	.458	2-9	.222	140-187	.749	131-324	455	117	54	70	101	704	5.8	1.5	9.0
13-14	CHA	62	1502	167-353	.473	1-9	.111	113-184	.614	109-215	324	52	43	39	60	448	5.2	0.8	7.2
TOTALS		140	3527	448-966	.464	3-18	.167	253-371	.682	240-539	779	169	97	109	161	1152	5.6	1.2	8.2

Personal Fouls-DQ: 2012-13, 164-1, 2013-2014, 145-1. Totals: 309-2.



2012-13

Played in 78 games with 77 starts as a rookie, averaging 9.0 points, 5.8 rebounds and 1.5 assists in 26.0 minutes... Named to the All-Rookie Second Team... Ranked 39th in the NBA in blocks... Ranked fifth among NBA rookies in rebounding, ranked sixth in scoring and blocks, tied for seventh in minutes played, ranked ninth in field goal percentage (.458) and 11th in assists... Selected to play in the 2013 BBVA Rising Stars Challenge at All-Star Weekend... Named Eastern Conference Rookie of the Month for November... Scored in double figures 35 times, including four games of 20 points or more... Grabbed 10 or more rebounds six times... Recorded six double-doubles... Led or tied for the team lead in scoring four times, in rebounding 16 times, in assists twice, in steals 10 times and in blocks 25 times... Recorded two games with 25 points and 12 rebounds, joining LeBron James as the only two players in NBA history to tally at least 25 points and 12 rebounds in a game twice before their 20th birthday... Had 25 points and 12 rebounds the first time on November 10 against Dallas when he was 19 years and 45 days old, becoming the second-youngest player ever to do so... Also did so on December 19 against Phoenix, when he was 19 years and 84 days, which was the third-youngest ever... Became just the fourth player in the last 20 years to post multiple games with at least 25 points and 12 rebounds in the first 25 games of their career, joining Blake Griffin, Charlie Villanueva and Yao Ming as the only four players to do so since 1993... Grabbed a career-high 14 rebounds on April 5 against Miami... Recorded a career-high five steals on November 3 against Dallas... Recorded a career-high 41 minutes on November 10 against Dallas.

COLLEGE

Played one season at Kentucky, averaging 11.9 points, 7.4 rebounds, 1.9 assists, 1.0 steal and 0.9 blocks, while shooting .491 from the field and .745 from the free-throw line... Named Second Team USBWA All-American and Third Team NABC All-American, and was a top-15 finalist for the John R. Wooden Award, top-30 finalist for the Naismith Men's Basketball Player of the Year Award and one of five finalists for the Wayman Tisdale Award, given to the nation's top freshman as voted on by the USBWA... SEC honors included First Team All-SEC, SEC All-Defensive Team and SEC All-Freshman Team.

PERSONAL

The son of Cynthia and Vincent Richardson... Has one sister, Latasha Richardson... Legally changed his last name to Kidd-Gilchrist in 2011 to honor his late uncle, Darrin Kidd... Won a Gold Medal with the U.S. National Team at the FIBA Under-17 World Championships in 2010 and was a member of the U.S. team in the 2011 Nike Hoop Summit.

PLAYOFF STATISTICS

YR	TEAM	GP	MIN	FIELD GOALS				FREE THROWS		REBOUNDS		AST	STL	BS	TO	PTS	AVERAGES			
				FGM-FGA	PCT	3FGM-3FGA	PCT	FTM-FTA	PCT	OR-DR	TOT						RPG	APG	PPG	
13-14	CHA	4	91	14-27	.519	0-1	.000	6-10	.600	8-16	24	6	0	2	8	34	6.5	1.5	8.5	
TOTALS		4	91	14-27	.519	0-1	.000	6-10	.600	8-16	24	6	0	2	8	34	6.5	1.5	8.5	

CAREER HIGHS

Minutes:	41	(11/10/2012, Charlotte vs. Dallas)
Field Goals:	11	(12/29/2012, Charlotte vs. New Orleans)
Field Goal Attempts:	17	(4/5/2013, Charlotte vs. Miami)
Three-Point Field Goals:	1	(Three times, last: 1/18/2014, Charlotte vs. Miami)
Three-Point Attempts:	1	(18 times, last: 1/18/2014, Charlotte vs. Miami)
Free Throws:	9	(11/10/2012, Charlotte vs. Dallas)
Free Throw Attempts:	10	(Three times, last: 1/29/2014, Charlotte at Denver)
Offensive Rebounds:	6	(2/8/2014, Charlotte vs. San Antonio)
Defensive Rebounds:	10	(4/5/2013, Charlotte vs. Miami)
Total Rebounds:	14	(4/5/2013, Charlotte vs. Miami)
Assists:	6	(12/8/2012, Charlotte vs. San Antonio)
Steals:	5	(11/3/2012, Charlotte at Dallas)
Turnovers:	5	(Two times, last: 11/20/2013, Charlotte vs. Brooklyn)
Blocked Shots:	4	(11/23/2012, Charlotte vs. Atlanta)
Points:	25	(Two times, last: 12/19/2012, Charlotte at Phoenix)



FRONT OFFICE

BALL OPS

PLAYERS

13-14 REVIEW

HISTORY

RECORDS

PLAYOFFS

NBA

MISC.

12

Gary **Neal**

POSITION: Guard

HT / WT: 6-4 / 210

BORN: 10/3/84

FROM: Towson

YEARS PRO: 4





PRO CAREER

Acquired with Luke Ridnour from the Milwaukee Bucks on Feb. 20, 2014, in exchange for Jeff Adrien and Ramon Sessions... Has played in 256 NBA games for the Spurs, Bucks and Bobcats... Has career averages of 9.9 points, 2.1 rebounds and 1.7 assists in 21.4 minutes, while shooting .428 from the field (936-2186), .394 from beyond the three-point line (369-937) and .841 from the free-throw line (292-347)... Has also seen action in 45 playoff games for the Spurs and Bobcats, averaging 7.5 points, 2.0 rebounds and 1.0 assists... Was not selected in the 2007 NBA Draft... Signed with the Spurs as a free agent on July 22, 2010... Named First Team All-Rookie in 2010-11, becoming just the second undrafted player in league history to earn First Team honors... Played on the Rookie team in the 2011 Rookie Challenge at All-Star Weekend, becoming just the sixth undrafted player to participate in the game... Signed with the Bucks as a free agent on July 30, 2013... Prior to joining the Spurs in 2010, spent three seasons playing internationally in Turkey, Spain and Italy.

2013-14

Acquired with Luke Ridnour from the Milwaukee Bucks on Feb. 20, in exchange for Jeff Adrien and Ramon Sessions... Played in 52 games overall, averaging 10.5 points, 1.7 rebounds and 1.6 assists in 21.4 minutes... Saw action in 22 games after being traded to Charlotte, averaging 11.2 points, 1.8 rebounds and 1.7 assists in 23.0 minutes... Shot .438 from the field (85-194), .406 from beyond the three-point line (28-69) and .961 from the free-throw line (49-51) after coming to Charlotte... Made 36 consecutive free throws from March 2-April 14... Scored in double figures in 15 of 22 games played for Charlotte, including each of his first five contests... Scored 19 points two times, on March 10 against Denver and March 14 against Minnesota... Also saw action in four playoff games, averaging 11.3 points, 2.0 rebounds and 1.0 assist... In 30 games played for the Bucks prior to the trade, averaged 10.0 points, 1.7 rebounds and 1.5 assists in 20.2 minutes, reaching double figures 15 times.

REGULAR SEASON STATISTICS

YR	TEAM	GP	MIN	FIELD GOALS				FREE THROWS		REBOUNDS				AVERAGES					
				FGM-FGA	PCT	3FGM-3FGA	PCT.	FTM-FTA	PCT.	OR-DR	TOT	AST	STL	BS	TO	PTS	RPG	APG	PPG
10-11	SAS	80	1685	285-632	.451	129-308	.419	84-104	.808	21-175	196	96	27	4	78	783	2.5	1.2	9.8
11-12	SAS	56	1206	212-486	.436	83-198	.419	50-64	.781	12-106	118	117	27	2	60	557	2.1	2.1	9.9
12-13	SAS	68	1484	246-597	.412	89-251	.355	64-74	.865	13-130	143	129	30	2	69	645	2.1	1.9	9.5
13-14	MIL/CHA	52	1114	193-471	.410	68-180	.378	94-105	.895	10-80	90	83	18	0	64	548	1.7	1.6	10.5
TOTALS		256	5489	936-2186	.428	369-937	.394	292-347	.841	56-491	547	425	102	8	271	2533	2.1	1.7	9.9

Personal Fouls-DQ: 2010-11, 148-0; 2011-12, 75-0; 2012-13, 93-0; 2013-14, 65-0 Totals: 381-0.



2012-13

Appeared in 68 games for the Spurs (17 starts), averaging 9.5 points, 2.1 rebounds and 1.9 assists in 21.8 minutes... Scored in double figures 27 times, including six games with 20 points or more... Led the team in scoring six times, assists twice and steals four times... Scored a career-high 29 points on a career-high-tying 11 field goals, including a career-high seven three-pointers, on Dec. 10 at Houston... Tallied 20 points and a career-high-tying seven assists on Nov. 29 at Miami... Scored 16 points and grabbed a career-high-tying eight rebounds on April 3 against Orlando... Played in 21 playoff games, averaging 6.8 points and 2.1 rebounds in 18.6 minutes... Scored a playoff career-high 24 points in Game Three of the 2013 NBA Finals against Miami, shooting 9-17 from the field, including 6-10 from beyond the three-point line... He and Danny Green became the first set of teammates to each make at least six three-point field goals in the same Finals game.

2011-12

Appeared in 56 games for the Spurs (seven starts), averaged 9.9 points 2.1 rebounds and 2.1 assists in 21.5 minutes... Scored in double figures 29 times, including a season-high 21 points on Feb. 29 against Chicago... Led the team in scoring seven times, assists four times and steals four times... Ranked 15th in the NBA in three-point percentage (.419)... Stole an inbounds pass and hit a three-pointer with 5.7 seconds left to tie the game and force overtime on Feb. 18 at the Clippers on Feb. 18 (the Spurs would go on to win in overtime)... Scored 19 points and handed out a career-high seven assists on Jan. 29 at Dallas... Played in 14 playoff games, averaging 7.5 points, 1.4 assists and 1.3 rebounds in 15.5 minutes

2010-11

Appeared in 80 games for the Spurs (one start) as a rookie, averaging 9.8 points, 2.5 rebounds and 1.2 assists in 21.1 minutes... Named to the All-Rookie First Team, becoming just the second undrafted player in league history to earn First Team honors... Led all NBA rookies in three-point percentage, ranked second in free-throw percentage, fifth in scoring and seventh in field goal percentage... Set Spurs rookie records for three-point field goals and three-point percentage... Scored in double figures 40 times, including four games with 20 points or more... Led the team in scoring eight times, assists one time, and steals four times... Scored a season-high 25 points on March 23 at Denver... Scored 22 points in consecutive games on Dec. 20 against Phoenix and Dec. 22 against Denver... Grabbed a career-high eight rebounds on Jan. 1 against Oklahoma City... Selected to play in the Rookie Challenge at All-Star Weekend, becoming just the sixth undrafted rookie in NBA history to participate in the game, and finished with 20 points, four rebounds and four assists... Played in six playoff games, averaging 7.7 points and 3.0 rebounds in 18.5 minutes.

2009-10

Split the season playing for Benetton Treviso in Italy and Unicaja Malaga in Spain... Began the season with Benetton, averaging 19.4 points, 4.1 rebounds, 2.8 assists and 2.0 steals in 32.9 minutes in 22 Serie A games,

while shooting .628 from the field, .371 from beyond the three-point line and .800 from the free-throw line... Also saw action in four Euroleague games, averaging 15.0 points, 6.0 rebounds and 2.0 assists in 29.3 minutes, as well as 11 Eurocup games, averaging 19.3 points, 4.3 rebounds, 2.5 assists and 2.1 steals in 32.2 minutes... Finished the season with Unicaja Malaga in the Spanish ACB League... In 10 games played, averaged 12.6 points and 2.3 rebounds, while shooting .571 from the field, .408 from beyond the three-point line and .588 from the free-throw line.

2008-09

Played for Benetton Treviso in Italy... In 38 Serie A games, averaged 13.9 points, 3.3 rebounds, 1.6 steals and 1.3 assists in 28.7 minutes, while shooting .552 from the field, .345 from beyond the three-point line and .709 from the free-throw line... Also played in 13 Eurocup games, averaging 17.5 points, 4.1 rebounds and 2.1 assists in 28.8 minutes, while shooting .578 from the field, .447 from beyond the three-point line and .656 from the free-throw line.

2007-08

Split the season between Pinar Karsiyaka in Turkey and FC Barcelona in Spain... Saw action in 19 Turkish League games, averaging a league-high 23.6 points, 5.2 rebounds and 3.5 assists... Later appeared in 14 games for Barcelona in Spain's ACB League, averaging 3.6 points and 1.1 rebounds... Also saw action in seven Euroleague games, averaging 2.3 points and 1.4 rebounds.

COLLEGE

Started his college career at LaSalle before transferring to Towson for his final two years... Is one of only three players in NCAA history to score 1,000 or more points at two different schools (1,254 at Towson and 1,041 at LaSalle)... Named First Team All-CAA as a senior at Towson in 2006-07, after averaging 25.3 points (fourth in the nation), 4.2 rebounds and 3.5 assists in 32 games... Set school single-season records for points (810) and three-point field goals (93)... Named the CAA Player of the Week three times... As a junior in 2005-06, named Second Team All-CAA despite missing 11 of Towson's 28 games because of the NCAA transfer rule and a foot injury late in the year... Averaged 26.1 points, 3.9 rebounds and 2.9 assists in 35.3 minutes... As a sophomore at LaSalle in 2003-04, earned Second Team All-Atlantic 10 honors after averaging 17.9 points, 3.2 rebounds and 2.4 assists in 28 games... As a freshman at LaSalle in 2002-03, named Atlantic 10 Rookie of the Year and Second Team All-Atlantic 10 after averaging 18.6 points, 4.2 rebounds and 1.6 assists in 29 games.

PERSONAL

The son of Gordon and Janet Neal... Is the youngest of three boys... Lists his parents as the people he most admires.



YR	TEAM	GP	MIN	FIELD GOALS				FREE THROWS		REBOUNDS				AVERAGES					
				FGM-FGA	PCT	3FGM-3FGA	PCT.	FTM-FTA	PCT.	OR-DR	TOT	AST	STL	BS	TO	PTS	RPG	APG	PPG
10-11	SAS	6	111	17-46	.370	5-19	.263	7-7	1.000	2-16	18	5	1	1	2	46	3.0	0.8	7.7
11-12	SAS	14	217	39-82	.476	16-36	.444	11-13	.846	1-17	18	19	2	0	11	105	1.3	1.4	7.5
12-13	SAS	21	390	52-135	.385	23-66	.348	16-16	1.000	1-44	45	15	3	1	13	143	2.1	0.7	6.8
13-14	CHA	4	104	18-51	.353	4-18	.222	5-7	7.14	3-5	8	4	0	0	8	45	2.0	1.0	11.3
TOTALS		45	822	126-314	.401	48-139	.345	39-43	.907	7-82	89	43	6	2	34	339	2.0	1.0	7.5

CAREER HIGHS

Minutes:	40	(12/1/2012, San Antonio vs. Memphis)
Field Goals:	11	(Two times, last: 12/10/2012, San Antonio at Houston)
Field Goal Attempts:	20	(11/29/2012, San Antonio at Miami)
Three-Point Field Goals:	7	(12/10/2012, San Antonio at Houston)
Three-Point Attempts:	10	(Two times, last: 12/10/2012, San Antonio at Houston)
Free Throws:	7	(3/9/2012, San Antonio vs. L.A. Clippers)
Free Throw Attempts:	10	(3/9/2012, San Antonio vs. L.A. Clippers)
Offensive Rebounds:	2	(Nine times, last: 2/8/2014, Milwaukee vs. Houston)
Defensive Rebounds:	8	(4/3/2013, San Antonio vs. Orlando)
Total Rebounds:	8	(Two times, last: 4/3/2013, San Antonio vs. Orlando)
Assists:	7	(Two times, last: 11/29/2012, San Antonio at Miami)
Steals:	4	(3/21/2012, San Antonio vs. Minnesota)
Turnovers:	6	(11/29/2012, San Antonio vs. Miami)
Blocked Shots:	1	(Eight times, last: 2/8/2013, San Antonio at Detroit)
Points:	29	(12/10/12, San Antonio at Houston)

5

Jannero **Pargo**

POSITION: Guard

HT / WT: 6-1 / 175

BORN: 9/22/79

FROM: Arkansas

YEARS PRO: 10





PRO CAREER

Signed on March 14, 2013... Has played in 490 career NBA games for the Lakers, Raptors, Bulls, Hornets, Hawks, Wizards and Bobcats, with averages of 6.4 points, 2.0 assists and 1.4 rebounds in 15.0 minutes... Has seen action in 41 playoff games, averaging 5.7 points 1.5 assists and 1.4 rebounds... Was not selected in the 2002 NBA Draft... Signed as a free agent with the L.A. Lakers on July 26, 2002... Waived by the Lakers on Jan. 7, 2004... Signed with the Raptors on Feb. 24, 2004... Signed with the Bulls as on March 15, 2004... Signed with the Hornets on Aug. 9, 2006... Signed with the Bulls on July 13, 2009... Signed with the Bulls on March 20, 2011... Waived by the Bulls on Dec. 16, 2011... Signed with the Hawks on Dec 20, 2011... Signed with the Wizards on Oct. 1, 2012... Waived by the Wizards on Nov. 15, 2012... Signed the first of two 10-day contracts with the Hawks on Jan. 21, 2013... Also spent the 2008-09 season playing in Europe, first for Dynamo Moscow in Russia, then for Olympiacos Piraeus in Greece.

2013-14

Appeared in 29 games, averaging 4.7 points and 1.8 assists in 8.3 minutes... Scored in double figures five times... Scored a season-high 15 points on Jan. 25 against Chicago, capping a four-game double-figure scoring streak... Scored 11 points in three straight games from Jan. 20-24, adding a season-high eight assists on Jan. 24 at New York... Scored 12 points on Feb. 1 at Phoenix... Led or tied for the team lead in assists three times and in steals four times.

REGULAR SEASON STATISTICS

YR	TEAM	GP	MIN	FIELD GOALS				FREE THROWS		REBOUNDS				AST	STL	BS	TO	PTS	AVERAGES		
				FGM-FGA	PCT	3FGM-3FGA	PCT.	FTM-FTA	PCT.	OR-DR	TOT	RPG	APG						PPG		
02-03	LAL	34	342	37-93	.398	7-24	.292	4-4	1.000	9-28	37	39	13	2	23	85	1.1	1.1	2.5		
03-04	3 Teams	31	479	81-199	.407	22-62	.355	23-27	.852	8-29	37	70	13	6	47	207	1.2	2.3	6.7		
04-05	CHI	32	453	82-213	.385	23-66	.348	17-23	.739	12-35	47	76	16	1	45	204	1.5	2.4	6.4		
05-06	CHI	57	646	109-292	.373	39-103	.379	17-21	.810	8-53	61	94	24	2	61	274	1.1	1.6	4.8		
06-07	NOK	82	1710	283-692	.409	81-209	.388	104-122	.852	20-160	180	203	53	4	122	751	2.2	2.5	9.2		
07-08	NOH	80	1497	254-652	.390	65-186	.349	71-81	.877	26-104	130	192	50	5	93	644	1.6	2.4	8.1		
09-10	CHI	63	829	132-381	.346	38-138	.275	42-45	.933	9-69	78	89	29	2	50	344	1.2	1.4	5.5		
11-12	ATL	50	671	105-253	.415	53-138	.384	19-20	.950	9-64	73	96	20	2	49	282	1.5	1.9	5.6		
12-13	3 Teams	32	507	78-212	.368	39-116	.336	12-13	.923	10-25	35	67	18	3	41	207	1.1	2.1	6.5		
13-14	CHA	29	24	252-118	.441	24-60	.400	8-11	.727	1-19	20	52	14	1	26	136	0.7	1.8	4.7		
TOTALS		490	7376	1213-3105	.39	391-1102	.355	317-367	.864	112-586	698	978	250	28	557	3134	1.4	2.0	6.4		

Personal Fouls-DQ: 2002-03, 45-0; 2003-04, 50-2; 2004-05, 53-0; 2005-06, 57-1; 2006-07, 121-0; 2007-08, 123-0; 2009-10, 68; 2011-12, 64; 2012-13, 42; 2013-14, 17-0. Totals: 640-3.



PLAYERS

FRONT OFFICE

BBALL OPS

PLAYERS

13-14 REVIEW

HISTORY

RECORDS

PLAYOFFS

NBA

MISC.

2012-13

Signed a pair of 10-day contracts with the Bobcats on March 14 and 24, before signing for the remainder of the season on April 3... Appeared in 18 games for the Bobcats, averaging 8.4 points, 1.9 assists and 1.2 rebounds in 16.2 minutes... Scored in double figures eight times after joining the Bobcats... Scored a season-high 18 points on March 16 at Boston, beginning a streak of four straight double-figure scoring games... Led or tied for the team lead in scoring once, in assists twice and in steals twice... Began the season with the Wizards, averaging 3.0 points and 2.0 assists in seven games played before being waived on Nov. 15... Also played in seven games for the Hawks after signing the first of two 10-day contracts on Jan. 21, averaging 5.0 points and 2.7 assists in 16.1 minutes... For the season overall, averaged 6.5 points, 2.1 assists and 1.1 rebounds.

2011-12

Played in 50 games for the Hawks, averaging 5.6 points, 1.9 assists and 1.5 rebounds in 13.4 minutes... Shot 19-20 from the free-throw line... Scored in double figures nine times... Scored a season-high 19 points on Feb. 20 at Chicago... Scored 15 points and tied a career high with nine assists on April 7 at Charlotte.

2009-10

Appeared in 63 games (five starts) for the Bulls, averaging 5.5 points, 1.4 assists and 1.2 rebounds in 13.2 minutes... Scored in double figures 15 times, including two games with 20 points or more... Scored a season-high 27 points on March 27 against New Jersey... Scored 20 points on March 12 at Miami... Had a career-high five steals on March 17 at Dallas.

2008-09

Played 12 games for Dynamo Moscow in Russia from October-January, averaging 13.8 points, 5.4 assists and 3.4 rebounds in 26.3 minutes... Scored in double figures eight times, including five games with 20 points or more... In January, moved to Olympiacos Piraeus in Greece... Played in 11 games for Olympiacos, averaging 3.5 points and 1.4 assists in 12.0 minutes.

2007-08

Appeared in 80 games (five starts) for New Orleans, averaging 8.1 points, 2.4 assists and 1.6 rebounds in 18.7 minutes per game... Scored in double figures 26 times, including five games with 20 points or more... Scored a season-high 24 points on Jan. 23 against Portland and tied the season high on Feb. 4 at Utah... Also scored 22 points on three occasions.

2006-07

Played in all 82 games (seven starts) for New Orleans, averaging career highs of 9.2 points, 2.5 assists and 2.2 rebounds in 20.9 minutes... Shot a career-best .388 from beyond the three-point line... Scored in double figures 34 times, including six games with 20 points or more... Scored a season-high 25 points on Jan. 16 against Orlando... Scored 24 points on Jan. 2 against Golden State and on Jan. 10 at Atlanta... Scored 15 points, grabbed a career-high 12 rebounds and handed out a season-high eight assists on Dec. 9 at Golden State, recording his lone career double-double... Played a career-high 46 minutes on Dec. 26 against Seattle...

2005-06

Appeared in 57 games for the Bulls, averaging 4.8 points, 1.6 assists and 1.1 rebounds in 11.3 minutes... Scored in double figures nine times, including a season-high 23 points on Dec. 7 at Orlando... Led the team in scoring twice and in assists three times...

2004-05

Appeared in 32 games for the Bulls, averaging 6.4 points, 2.4 assists and 1.5 rebounds in 14.2 minutes... Scored in double figures nine times... Scored a season-high 17 points on April 20 at Indiana... Scored 13 points and tied a career high with nine assists on April 15 against Orlando... Led the team in assists three times and in scoring once.

2003-04

Appeared in 31 total games with the Lakers, Raptors and Bulls, averaging 6.7 points, 2.3 assists and 1.2 rebounds in 14.2 minutes per game... Began the season with the Lakers, seeing action in 13 games and averaging 1.1 points in 4.8 minutes, before being waived on Jan. 7... Signed with the Raptors on Feb. 24... Played in five games for Toronto, averaging 3.6 points and 2.4 assists in 14.2 minutes... Signed with the Bulls as on March 15, 2004... Saw action in 13 games with Chicago, averaging 13.5 points, 3.6 assists and 2.1 rebounds in 26.5 minutes... Scored in double figures in nine of 13 games with the Bulls, including three games of 20 points or more... Posted career highs of 34 points, 13 field goals, seven three-point field goals and nine assists on March 26 against Milwaukee... Tied the franchise record for three-point field goals in a game, while also tying the United Center records of five three-point field goals in a half and four three-point field goals in a quarter... Made first career start on March 31 at Orlando, tallying 25 points in a season-high 43 minutes.

2002-03

Appeared in 34 games as a rookie with the Lakers, averaging 2.5 points, 1.1 assists and 1.1 rebounds in 10.1 minutes... Scored in double figures two times... Posted season highs of 18 points, five assists, five rebounds and 27 minutes played on April 15 against Denver.

COLLEGE

Played two seasons at Arkansas, averaging 14.4 points, 2.8 assists and 2.2 rebounds... Named Third Team All-SEC in both seasons with the Razorbacks... Finished career ranked second in school history in three-point field goal percentage (.425)... Averaged team highs of 16.6 points and 3.3 rebounds as a senior... Played first two seasons at Neosho County Community College in Chaunte, Kansas, averaging 18.0 points per game... Averaged 22.1 points and 6.3 assists as a sophomore at Neosho County.

PERSONAL

Has one son, Jannerro Jr... Has one older sister, Kizzy, and one younger brother, Jeremy, who played point guard at Gonzaga and is currently playing for Maccabi Tel Aviv in Israel... Studied sociology at the University of Arkansas... Person he admires most is his mother... Enjoys listening to rap and R&B... Favorite non-NBA professional sports teams are the Chicago Bears, Blackhawks and White Sox... Through the Jannerro Pargo Foundation, has conducted basketball clinics since 2006 and is actively involved in leading camps each summer in Springdale, AR.



PLAYOFF STATISTICS

YR	TEAM	GP	MIN	FIELD GOALS			FREE THROWS			REBOUNDS			STL	BS	TO	AVERAGES			
				Fgm-FGA	PCT	3FGM-3FGA	PCT.	FTM-FTA	PCT.	OR-DR	TOT	AST				PTS	RPG	APG	PPG
02-03	LAL	11	129	8-24	.333	4-15	.269	3-4	.750	3-6	9	14	8	1	7	23	0.8	1.3	2.0
04-05	CHI	5	76	18-51	.353	13-32	.406	3-5	.600	1-4	5	10	3	0	8	52	1.0	2.0	10.4
05-06	CHI	5	19	5-12	.417	3-5	.600	4-5	.800	1-5	6	3	0	0	3	17	1.2	0.6	3.4
07-08	NOH	12	265	45-116	.388	15-43	.349	17-24	.708	5-25	30	27	12	2	11	122	2.5	2.3	10.2
09-10	CHI	2	8	1-5	.200	1-2	.500	0-0	----	0-0	0	1	0	0	0	3	0.0	0.5	1.5
11-12	ATL	5	46	6-21	.286	4-12	.333	0-0	----	1-4	5	6	2	0	3	16	1.0	1.2	3.2
13-14	CHA	1	3	0-0	----	0-0	----	0-0	----	0-1	1	1	0	0	1	0	1.0	1.0	0.0
TOTALS		41	546	83-229	.362	40-109	.367	27-38	.711	11-45	56	62	25	3	33	233	1.4	1.5	5.7

CAREER HIGHS

Minutes:	46	(12/26/2006, New Orleans at Seattle)
Field Goals:	13	(3/26/2004, Chicago vs. Milwaukee)
Field Goal Attempts:	24	(1/4/2007, New Orleans vs. Detroit)
Three-Point Field Goals:	7	(3/26/2004, Chicago vs. Milwaukee)
Three-Point Attempts:	12	(3/26/2004, Chicago vs. Milwaukee)
Free Throws:	9	(12/1/2006, New Orleans vs. Chicago)
Free Throw Attempts:	11	(12/1/2006, New Orleans vs. Chicago)
Offensive Rebounds:	2	(17 times, last: 4/5/2013, Charlotte vs. Miami)
Defensive Rebounds:	11	(12/9/2006, New Orleans at Golden State)
Total Rebounds:	12	(12/9/2006, New Orleans at Golden State)
Assists:	9	(Three times, last: 4/7/2012, Atlanta at Chicago)
Steals:	5	(3/17/2010, Chicago at Dallas)
Turnovers:	6	(Two times, last: 3/28/2007, New Orleans at San Antonio)
Blocked Shots:	2	(3/16/2004, Chicago at Cleveland)
Points:	34	(3/26/2004, Chicago vs. Milwaukee)

22

Brian **Roberts**

POSITION: Guard

HT / WT: 6-1 / 173

BORN: 12/3/85

FROM: Dayton

YEARS PRO: 2





PRO CAREER

Signed as a free agent on July 23, 2014... Has played in 150 career NBA games over two seasons with the New Orleans Pelicans, averaging 8.2 points, 3.0 assists and 1.6 rebounds in 19.9 minutes... Has career shooting percentages of .418 from the field (457-1092), .372 from beyond the three-point line (123-331) and .929 from the free-throw line (195-210)... Also spent four seasons playing internationally... Played for Galil Gilboa in Israel in 2008-09, then played three seasons in Germany with Brose Baskets Bamberg, winning three straight BBL Championships and back-to-back German National Cups (2010 and 2001)

2013-14

Appeared in 72 games for the Pelicans (42 starts)... Averaged 9.4 points, 3.3 assists and 1.9 rebounds in 23.2 minutes... Led the NBA in free-throw percentage at .940 (125-133)... Scored in double figures 33 times, including a career-best streak of seven straight contests from Feb. 5-21... Scored a career-high-tying 20 points on Feb. 21 at Charlotte... Handed out a season-best nine assists on Feb. 22 at Washington... Scored 19 points on four occasions and 18 in another three contests... Scored 19 points on a career-high eight field goals on March 14 against Portland... Scored 16 points while making a career-high eight free throws on March 21 at Atlanta... Grabbed a career-high seven rebounds on Jan. 10 against Dallas.

REGULAR SEASON STATISTICS

YR	TEAM	GP	MIN	FIELD GOALS			FREE THROWS		REBOUNDS			AVERAGES		
				FGM-FGA	PCT	3FGM-3FGA	PCT	FTM-FTA	PCT	OR-DR	TOT	AST	STL	BS
12-13	NOH	78	1324	213-511	.417	59-153	.386	70-77	.909	17-80	97	219	37	3
13-14	NOP	72	1667	244-581	.420	64-178	.360	125-133	.940	17-119	136	234	43	7
TOTALS		150	2991	457-1092	.418	123-331	.372	195-210	.929	34-199	233	453	80	10

Personal Fouls-DQ: 2012-13, 108-0, 2013-2014, 132-2: Totals: 240-2.



PLAYERS

FRONT OFFICE

BBL OPS

PLAYERS

13-14 REVIEW

HISTORY

RECORDS

PLAYOFFS

NBA

MISC.

2012-13

Appeared in 78 games for New Orleans (five starts)... Averaged 7.1 points, 2.8 assists and 1.2 rebounds in 17.0 minutes... Scored in double figures 22 times and handed out double-figure assists twice, tallying two double-doubles... Scored a career-high 20 points and grabbed a season-high six rebounds on April 10 at Sacramento... Scored 13 points and handed out a career-best 18 assists on March 25 against Denver... Tallied 15 points and 11 assists on April 12 against the Clippers... Tallied 16 points and eight assists on Nov. 9 against Charlotte... Led or tied for the team lead in scoring four times and in assists nine times.

2011-12

Appeared in 54 total games for Brose Baskets Bamberg in Germany's BBL... In 44 games of BBL play, averaged 12.0 points, 3.2 assists and 2.1 rebounds, while shooting .557 from the field (108-194), .494 from beyond the three-point line (77-156) and .880 from the free-throw line (81-92)... In 10 Euroleague games, averaged 8.6 points, 2.2 assists and 1.5 rebounds... Helped the team to its third straight BBL Championship.

2010-11

Played in 45 BBL games for Brose Baskets Bamberg, averaging 10.7 points, 3.4 assists and 2.1 rebounds in 22.9 minutes, while shooting .503 from the field (91-181), .419 from beyond the three-point line (67-160) and .845 from the free-throw line (98-116)... Also saw action in 10 Euroleague games, averaging 12.8 points, 2.3 assists and 2.3 rebounds in 23.5 minutes... Helped the team to its second straight BBL Championship and its second straight German National Cup.

2009-10

Played in 43 BBL games for Brose Baskets Bamberg, averaging 11.8 points, 1.7 assists and 1.7 rebounds in 22.7 minutes... Shot .520 from the field, .444 from beyond the three-point line and .884 from the free-throw line... Helped the team win the BBL Championship and German National Cup... Also saw action in 14 Eurocup games, averaging 10.5 points, 2.6 rebounds and 1.3 assists, while shooting .524 from the field, .413 from beyond the three-point line and .800 from the free-throw line.

2008-09

Played in 28 games for Galil Gilboa in Israel's Winner League... Averaged a team-high 15.5 points, to go with 2.4 assists, 2.3 rebounds and 1.4 steals in 31.9 minutes... Shot .563 from the field and .885 from the free-throw line.

PERSONAL

Majored in marketing at Dayton... Brother Nolan played college basketball at Valparaiso and a sister Shanda played at Kentucky and Toledo.





CAREER HIGHS

Minutes:	43	(3/10/2013, New Orleans vs. Portland)
Field Goals:	8	(3/14/2014, New Orleans vs. Portland)
Field Goal Attempts:	17	(Two times, last: 4/6/2014, New Orleans at Portland)
Three-Point Field Goals:	4	(12/12/2012, New Orleans vs. Phoenix)
Three-Point Attempts:	6	(Two times, last: 11/5/2013, New Orleans at Oklahoma City)
Free Throws:	8	(3/21/2014, New Orleans at Atlanta)
Free Throw Attempts:	8	(3/21/2014, New Orleans at Atlanta)
Offensive Rebounds:	2	(Three times, last: 2/24/2014, New Orleans vs. L.A. Clippers)
Defensive Rebounds:	6	(4/12/2013, New Orleans vs. L.A. Clippers)
Total Rebounds:	7	(1/10/2014, New Orleans vs. Dallas)
Assists:	18	(3/25/2013, New Orleans vs. Denver)
Steals:	4	(2/9/2014, New Orleans at Brooklyn)
Turnovers:	4	(Three times, last: 1/28/2014, New Orleans at Cleveland)
Blocked Shots:	1	(Eight times, last: 3/24/2014, New Orleans vs. Brooklyn)
Points:	20	(Two times, last: 2/21/2014, New Orleans at Charlotte)

1

Lance **Stephenson**

POSITION: Guard

HT / WT: 6-5 / 230

BORN: 9/5/90

FROM: Cincinnati

YEARS PRO: 4





PRO CAREER

Signed as a free agent on July 21, 2014... Selected by the Pacers with the 40th overall pick in the 2010 NBA Draft... Has played in 210 career games (151 starts), all with the Pacers... Has career averages of 9.1 points, 4.4 rebounds and 3.1 assists in 26.6 minutes... Holds career shooting percentages of .467 from the field, .325 from three-point range and .682 from the line... Finished second in voting for the 2013-14 Most Improved Player award... Has also played in 42 career playoff games, averaging 10.6 points, 6.5 rebounds and 3.4 assists in 33.1 minutes.

2013-14

Played in 78 games for the Pacers, starting all 78... Averaged 13.8 points, 7.2 rebounds and 4.6 assists in 35.3 minutes, while shooting .491 from the field (.427-.870), .352 from beyond the three-point line (.86-244) and .711 from the free-throw line (.140-197)... Posted career highs in nearly every statistical category... Finished second in voting for the Most Improved Player award... Recorded five triple-doubles, leading the NBA and setting a franchise single-season record... Led the team in both rebounding and assists... Ranked 26th in the league in minutes played, 32nd in assists, 32nd in field goal percentage (.491) and 37th in rebounding... Led all NBA guards in rebounding... Scored in double figures 64 times, including 13 games with 20 points or more... Grabbed double-figures 22 times... Handed out double-figure assists six times... Including triple-doubles, recorded 20 double-doubles... Recorded first career triple-double on Nov. 11 against Memphis with 13 points, a career-high 12 assists and 11 rebounds... Tallied 10 points,

REGULAR SEASON STATISTICS

YR	TEAM	GP	MIN	FIELD GOALS				FREE THROWS		REBOUNDS				AVERAGES					
				FGM-FGA	PCT	3FGM-3FGA	PCT.	FTM-FTA	PCT.	OR-DR	TOT	AST	STL	BS	TO	PTS	RPG	APG	PPG
10-11	IND	12	115	13-39	.333	0-5	.000	11-14	.786	1-17	18	15	4	0	16	37	1.5	1.8	3.1
11-12	IND	42	442	47-125	.376	4-30	.133	8-17	.471	12-41	53	46	21	5	36	106	1.3	1.1	2.5
12-13	IND	78	2278	275-598	.460	62-188	.330	75-115	.652	47-257	304	223	81	16	109	687	3.9	2.9	8.8
13-14	IND	78	2752	427-870	.491	86-244	.352	140-197	.711	95-463	558	359	54	7	210	1080	7.2	4.6	13.8
TOTALS		210	5587	726-1632	.467	152-467	.325	234-343	.682	155-778	933	649	160	28	371	1910	4.4	3.1	9.1

Personal Fouls-DQ: 2010-11, 14-0; 2011-12, 30-0; 2012-13, 162-1; 2013-14, 195-1. Total: 401-2



11 rebounds and 10 assists on Nov. 22 at Boston... Posted 12 points, 10 rebounds and 10 assists on Dec. 22 against Boston... Had 14 points, 10 rebounds and 10 assists on Jan. 30 against Phoenix... Notched 17 points, 11 assists and 10 rebounds on April 13 against Oklahoma City... Scored a season-high 28 points on Jan. 16 against New York... Grabbed a career-high 14 rebounds on two occasions, Jan. 28 at the Lakers and March 28 at Washington... Had 24 points and 10 rebounds on a career-high 46 minutes on Jan. 24 at Sacramento... Saw action in 19 games as the Pacers reached the Eastern Conference Finals, averaging 13.6 points, 6.9 rebounds and 4.2 assists... Tied a playoff career high with 29 points Miami on May 20.

2012-13

Played in 78 games (72 starts) for the Pacers, averaging 8.8 points, 3.9 rebounds and 2.9 assists in 29.2 minutes, while shooting .460 from the field (275-598), .330 from beyond the three-point line (62-188) and .652 from the free-throw line (75-115)... Scored in double figures 36 times, including three games of 20 points or more... Grabbed double-figure rebounds two times... Recorded two double-doubles... Scored a season-high 21 points on March 27 at Houston... Tallied 12 points and a season-high 11 rebounds on Jan. 30 against Detroit and again on March 15 against the Lakers... Had a career-high five steals on March 6 against Boston... Played in 19 playoff games, averaging 9.4 points, 7.6 rebounds and 3.3 assists.

2011-12

Played in 42 games (one start) for the Pacers, averaging 2.5 points, 1.3 rebounds and 1.1 assists in 10.5 minutes... Scored in double figures two times... Scored a season-high 22 points on April 25 against Chicago in first career start... Scored 12 points, grabbed five rebounds and handed out three assists on Jan. 11 against Atlanta... Saw action in four playoff games, averaging 1.5 points in 3.0 minutes.

2010-11

Played in 12 games as a rookie for the Pacers, averaging 3.1 points, 1.8 assists and 1.5 rebounds in 9.6 minutes... Posted season highs of 11 points and six rebounds on March 2 at Oklahoma City... Made NBA debut on Feb. 27 against Phoenix, scoring two points in four minutes.

COLLEGE

Played one season at the University of Cincinnati... In 34 games played, averaged 12.3 points, 5.4 rebounds and 2.5 assists in 28.2 minutes... Named Big East Rookie of the Year... Ranked 28th in the Big East in scoring and first among Big East freshmen... Scored in double figures 23 times, including three games with 20 points or more... Grabbed double-figure rebounds two times... Recorded one double-double... Scored a season-high 23 points on March 6 at Georgetown... Tallied 18 points and 10 rebounds on Feb. 24 against DePaul... Scored in double figures in nine straight games to end the season.

PERSONAL

Full name is Lance Stephenson Jr.... The son of Lance Sr. and Bernadette Stephenson... Has one brother... Finished his career at Abraham Lincoln High School in Brooklyn, NY, as the all-time leading scorer in the history of the state of New York with 2,946 points.





PLAYOFF STATISTICS

YR	TEAM	GP	MIN	FIELD GOALS			PCT.	FREE THROWS		PCT.	REBOUNDS		AST	STL	BS	TO	PTS	AVERAGES			
				FGM-FGAPCT	3FGM-3FGA			FTM-FTA			OR-DR	TOT						RPG	APG	PPG	
11-12	IND	4	12	2-9	.222	1-2	.500	1-2	.500	0-0	0	1	0	0	2	6	0.0	0.3	1.5		
12-13	IND	19	673	69-169	.408	18-64	.281	23-37	.622	14-130	144	63	23	2	36	179	7.6	3.3	9.4		
13-14	IND	19	705	100-220	.455	24-67	.358	35-49	.714	24-107	131	80	16	4	46	259	6.9	4.3	13.6		
TOTALS		42	1390	171-398	.430	43-133	.323	59-88	.670	38-237	275	144	39	6	84	444	6.5	3.4	10.6		

CAREER HIGHS

Minutes:	46	(1/24/2014, Indiana at Sacramento)
Field Goals:	10	(Four times, last: 1/25/2014, Indiana at Denver)
Field Goal Attempts:	19	(1/24/2014, Indiana at Sacramento)
Three-Point Field Goals:	5	(11/2/2013, Indiana vs. Cleveland)
Three-Point Attempts:	9	(4/14/2013, Indiana at New York)
Free Throws:	8	(2/22/2014, Indiana at Milwaukee)
Free Throw Attempts:	10	(Two times, last: 3/17/2014, Indiana vs. Philadelphia)
Offensive Rebounds:	5	(Two times, last: 1/24/2014, Indiana vs. Sacramento)
Defensive Rebounds:	14	(1/28/2014, Indiana at L.A. Lakers)
Total Rebounds:	14	(Two times, last: 3/28/2014, Indiana at Washington)
Assists:	12	(11/11/2013, Indiana vs. Memphis)
Steals:	5	(3/6/2013, Indiana vs. Boston)
Turnovers:	8	(11/29/2013, Indiana vs. Washington)
Blocked Shots:	2	(3/22/2013, Indiana vs. Milwaukee)
Points:	28	(1/16/2014, Indiana vs. New York)

44

Jeffery **Taylor**

POSITION: Forward

HT / WT: 6-7 / 225

BORN: 5/23/89

FROM: Vanderbilt

YEARS PRO: 2





PRO CAREER

Selected by the Bobcats with the 31st overall pick in the 2012 NBA Draft... Has played in 103 career games with 37 starts, averaging 6.6 points, 2.0 rebounds and 0.8 assists in 20.7 minutes... Named to the 2013 All-Summer League team after ranking third in the Las Vegas Summer League in scoring at 20.3 points per game... Played for the Swedish National Team in the FIBA European Championships in the summer of 2013, averaging a tournament-high 21.2 points in group play.

2012-14

Played in 26 games (eight starts), averaging 8.0 points and 2.3 rebounds in 24.2 minutes before suffering a ruptured right Achilles tendon on Dec. 20 at Detroit... Scored in double figures eight times, including a career-high 20 points on two occasions (Nov. 18 at Chicago and Dec. 6 at Philadelphia)... Also tied a career high with eight rebounds in a season-high 37 minutes at Philadelphia... Scored in double figures in five straight games from Nov. 11-18, tying the longest streak of his career.

2012-13

Played in 77 games with 29 starts as a rookie, averaging 6.1 points, 1.9 rebounds and 0.8 assists in 19.6 minutes... Ranked ninth among NBA rookies in three-point percentage (.344) and tied for 18th in scoring... Scored in double figures 17 times... Led or tied for the team lead in scoring once, in assists three times, in steals 11 times and in blocks four times... Scored a career-high 18 points on February 23 against Denver... Grabbed a career-high eight rebounds on December 22 against Denver... Recorded a career-high 39 minutes on December 5 against New York.

COLLEGE

Finished career ranked second on Vanderbilt's all-time scoring list (1,897), sixth in rebounding (752) and eighth in steals (146), becoming the only player in school history to rank in the top 10 in all three categories... Named First Team All-SEC as a senior in 2011-12 and Second Team All-SEC as both a sophomore and junior (2009-10 and 2010-11), while also earning SEC All-Defensive Team honors in each of the three seasons... Started 133 of 134 career games for the Commodores... Scored in double figures in 103 of 134 career games, including 21 games of 20 points or more, and recorded 10 career double-doubles... As a senior in 2011-12, averaged 16.1 points, 5.6 rebounds, 1.7 assists and 1.3 steals in 32.1 minutes per game, ranking third in the conference in scoring, fifth in field goal percentage (.493), eighth in minutes played, 11th in three-point field goals (66) and 15th in rebounding... As a junior in 2010-11, averaged 14.7 points, 5.5 rebounds, 2.4 assists and 1.0 steal in 31.7 minutes... As a sophomore in 2009-10, averaged 13.3 points, 5.2 rebounds, 1.7 assists and 1.1 steals in 26.8 minutes... As a freshman in 2008-09, earned SEC All-Freshman Team honors after averaging 12.2 points, 6.2 rebounds, 1.7 assists and 0.9 steals in 26.0 minutes, ranking fourth among SEC freshmen in scoring... In the summer of 2008, played for the Swedish National Team in the FIBA Under-20 European Division B Championships, averaging 19.4 points, 9.3 rebounds and 2.8 assists in eight games.

PERSONAL

The son of Jeff and Pia Taylor... Has three sisters, Michaela, Melanie and Vanessa, and two brothers, Marques and Vincent... Father Jeff played at Texas Tech and in the NBA for the Rockets and Pistons before playing professionally in Sweden, where he still lives... Majored in sociology at Vanderbilt.

REGULAR SEASON STATISTICS

YR	TEAM	GP	MIN	FIELD GOALS			FREE THROWS		REBOUNDS			AVERAGES									
				FGM-FGA	PCT	3FGM-3FGA	PCT	FTM-FTA	PCT	OR-DR	TOT	AST	STL	BS	TO	PTS	RPG	APG	PPG		
12-13	CHA	77	1507	172-399	.431	53-154	.344	75-103	.728	51-99	150	63	47	15	48	472	1.9	0.8	6.1		
13-14	CHA	26	629	82-118	.376	18-67	.269	26-47	.553	15-45	60	22	13	5	25	208	2.3	0.8	8.0		
TOTALS		103	2136	254-617	.412	71-221	.321	101-150	.673	66-144	210	85	60	20	73	680	2.0	0.8	6.6		

Personal Fouls-DQ: 2012-13, 136-1, 2013-14, 62-0: Totals: 198-1.

CAREER HIGHS

Minutes:	39	(12/5/2012, Charlotte vs. New York)
Field Goals:	9	(11/18/13, Charlotte at Chicago)
Field Goal Attempts:	18	(11/8/2013, Charlotte at Chicago)
Three-Point Field Goals:	4	(11/23/2012, Charlotte vs. Atlanta)
Three-Point Attempts:	7	(12/6/2013, Charlotte vs Philadelphia)
Free Throws:	4	(Six times, last: 11/13/2013, Charlotte at Boston)
Free Throw Attempts:	7	(11/2/2013, Charlotte at New Orleans)
Offensive Rebounds:	3	(Five times, last: 12/6/2013, Charlotte vs Philadelphia)
Defensive Rebounds:	6	(11/11/2013, Charlotte vs Atlanta)
Total Rebounds:	8	(Two times, last: 12/6/2013, Charlotte vs Philadelphia)
Assists:	4	(Three times, last: 1/30/2013, Charlotte at San Antonio)
Steals:	4	(11/26/2012, Charlotte at Oklahoma City)
Turnovers:	4	(Two times, last: 12/1/2013, Charlotte at Miami)
Blocked Shots:	2	(Two times, last: 2/23/2013, Charlotte vs. Denver)
Points:	20	(Two times, last: 12/6/2013, Charlotte vs Philadelphia)

11

Noah **Vonleh**

POSITION: Forward

HT / WT: 6-10 / 240

BORN: 8/24/95

FROM: Indiana

YEARS PRO: R





PRO CAREER

Selected by the Hornets with the ninth overall pick in the 2014 NBA Draft.

2013-14

Named Big 10 Freshman of the Year and Third Team All-Big Ten in his lone season at Indiana... Averaged 11.3 points, 9.0 rebounds and 1.4 blocks, while shooting .523 from the field (113-216) and .485 from beyond the three-point line (16-33)... Led the Big Ten in rebounding, ranked third in field goal percentage and ranked eighth in blocks... Led the Hoosiers in rebounds and blocks and ranked second in steals... Scored in double figures in 19 of 30 games played and grabbed double-figure rebounds 13 times... Tallied 10 double-doubles, including four straight to open the season... Named Big Ten Freshman of the Week seven times.

COLLEGE

Played one season at Indiana, earning Big 10 Freshman of the Year and Third Team All-Big Ten honors in 2013-14... Averaged 11.3 points, 9.0 rebounds and 1.4 blocks, while shooting .523 from the field (113-216) and .485 from beyond the three-point line (16-33)... Led the Big Ten in rebounding, ranked third in field goal percentage and ranked eighth in blocks... Led the Hoosiers in rebounds and blocks and ranked second in steals... Scored in double figures in 19 of 30 games played and grabbed double-figure rebounds 13 times... Tallied 10 double-doubles, including four straight to open the season... Named Big Ten Freshman of the Week seven times.

PERSONAL

The son of Samuel Vonleh and Renell Kumeh... Has two siblings... Majoring in sport communication... Completed 43 percent of his coursework toward his degree by the end of his freshman year.

COLLEGE STATISTICS

YR	TEAM	GP	MIN	FIELD GOALS			FREE THROWS			REBOUNDS			AVERAGES		
				FGM-FGA	PCT	3FGM-3FGA	PCT	FTM-FTA	PCT	OR-DR	TOT	AST	STL	BS	TO
13-14	IU	30	794	113-216	.523	16-33	.485	96-134	.716	71-198	269	18	26	41	64
TOTALS		30	794	113-216	.523	16-33	.485	96-134	.716	71-198	269	18	26	41	64

15

Kemba **Walker**

POSITION: Guard

HT / WT: 6-1 / 184

BORN: 5/8/90

FROM: Connecticut

YEARS PRO: 3





PRO CAREER

Selected with the ninth overall pick in the 2011 NBA Draft... Has played in 221 career games, averaging 16.0 points, 5.5 assists, 3.7 rebounds and 1.4 steals in 32.9 minutes... Has also seen action in four playoff games, averaging 19.5 points, 6.0 assists, 3.8 rebounds and 2.0 steals in 38.3 minutes... Named Eastern Conference Player of the Week once (week ending Feb. 23, 2014)... Played in the 2012 and 2013 BBVA Rising Stars Challenges at All-Star Weekend... Recorded a double-double in the 2012 contest, tallying 10 points, a game-high 10 assists, five rebounds and two steals in 25 minutes... In 2013, totaled eight points, eight assists, two steals, one rebound and one block in 20 minutes... Participated in the 2013 USA Basketball Men's National Team Mini-Camp.

2013-14

Played in 73 games, starting all 73... Averaged a career-high-tying 17.7 points and career highs of 6.1 assists, 4.2 rebounds and 35.8 minutes... Tied for 13th in the NBA in assists, tied for 17th in minutes played, ranked 20th in assists per turnover (2.64), ranked 27th in free-throw percentage (.837) and ranked 31st in scoring... Scored in double figures 60 times, including 32 games of 20 points or more and five games of at least 30 points... Handed out double-figure assists nine times and grabbed double-figure rebounds once... Recorded nine double-doubles and one triple-double... Named Eastern Conference Player of the Week for the week ending Feb. 23... Scored in double figures in a career-best 22 straight games from Nov. 20-Jan. 1... Scored 20 points or more in a career-best six straight games from Dec. 14-23... Also scored 20 points or more in five straight games from March 22-31... Scored 25 points or more in three straight games from Jan. 11-15, tying the longest streak of his career... Posted his second career triple-double with 13 points, 10 assists and a career-high-tying 10 rebounds on April 4 against Orlando... Scored a season-high 34 points on Dec. 20 at Detroit... Scored 24 points and handed out a career-high 16 assists on Feb. 19 against Detroit... Fell one assist shy of a triple-double with 25 points, 10 assists and nine rebounds on Dec. 23 against Milwaukee... Had a career-high four blocks on Dec. 11 against Orlando... Led or tied for the team lead in scoring 25 times, in assists 52 times, in steals 28 times, in blocks 12 times and in rebounds twice... Missed the first game of his NBA career on Jan. 20 due to a left ankle sprain, snapping his consecutive games played streak at 190... Saw action in four playoff games, averaging 19.5 points, 6.0 assists, 3.8 rebounds and 2.0 steals in 38.3 minutes... Scored in double figures in all four games, tallying a pair of games with 20 points or more.

REGULAR SEASON STATISTICS

YR	TEAM	GP	MIN	FIELD GOALS			FREE THROWS		REBOUNDS			AVERAGES		
				FGM-FGA	PCT	3FGM-3FGA	PCT.	FTM-FTA	PCT.	OR-DR	TOT	AST	STL	BS
11-12	CHA	66	1792	281-767	.366	69-226	.305	168-213	.789	30-204	234	289	60	20
12-13	CHA	82	2859	526-1244	.423	107-332	.322	296-371	.798	60-223	283	471	160	31
13-14	CHA	73	2614	449-1143	.393	109-327	.333	282-337	.837	39-267	306	447	86	32
TOTALS		221	7265	1256-3154	.398	285-885	.322	746-921	.810	129-694	823	1207	306	83

Personal Fouls-DQ: 2011-12, 79-0, 2012-13, 153-1, 2013-14, 128-1 Totals: 360-2.



2012-13

Started all 82 games... Averaged career highs of 17.7 points, 5.7 assists and 2.0 steals along with 3.5 rebounds in 34.9 minutes... Ranked fifth in the NBA in steals, 20th in steals per turnover (0.8), tied for 21st in scoring and 25th in assists... Scored in double figures 74 times, including 30 games of 20 points or more and four games of 30 points or more... Handed out 10 or more assists five times... Recorded five double-doubles... For the second straight season, was the team's only player to play in every game... Led or tied for the team lead in scoring 33 times, in rebounds three times, in assists 65 times, in steals 46 times and in blocks seven times... Recorded four double-figure scoring streaks of at least 10 games, including a pair of career-long 18-game streaks from Dec. 29-Feb. 4 and March 3-April 5... Scored a career-high 35 points on Jan. 21 against Houston... Scored 34 points on a career-high 13 field goal on March 27 against Orlando... Scored 23 points and handed out a career-high 13 assists on Apr. 15 against New York... Had a career-high and franchise-record-tying eight steals on Nov. 10 against Dallas... Played in the 2013 BBVA Rising Stars Challenge at All-Star Weekend, posting eight points, eight assists, two steals, one rebound and one block in 20 minutes.

2011-12


Appeared in all 66 games as a rookie, with 25 starts... Averaged 12.2 points, 3.5 rebounds, 4.4 assists and 0.9 steals in 27.2 minutes... Ranked 29th in the NBA in assists... Ranked third among NBA rookies in assists, fifth in scoring, seventh in free-throw percentage (.789), seventh in minutes played, ninth in steals and tied for 19th in rebounding... Was the team's only player to see action in every game... Recorded the only triple-double by a rookie on the season with 20 points, 11 assists and 10 rebounds on Jan. 28 vs. Washington... Scored in double figures 44 times, including nine games of 20 or more... Recorded double-figure assists two times and double-figure rebounding once... Led the team in scoring nine times, in rebounds four times, in assists 26 times, in steals 21 times and in blocks six times... Was one of nine rookies selected to play in the 2012 BBVA Rising Stars Challenge at All-Star Weekend and recorded a double-double in the contest, tallying 10 points, a game-high 10 assists, five rebounds and two steals in 25 minutes... Scored a season-high 23 points on Jan. 14 against Golden State... Averaged 14.7 points, 5.0 rebounds and 4.9 assists in 25 starts.

COLLEGE

Played three seasons at the University of Connecticut, averaging 16.1 points, 4.4 rebounds, 4.1 assists and 1.7 steals in 111 career games... Led the Huskies to the 2011 NCAA Championship and earned Final Four Most Outstanding Player honors after averaging 23.5 points, 6.0 rebounds and 5.6 assists in six NCAA Tournament Games... As a junior in 2010-11, earned Consensus First Team All-America honors after averaging 23.5 points, 5.4 rebounds, 4.5 assists and 1.9 steals in 37.6 minutes in 41 games played... Received the Bob Cousy Award as the nation's top point guard... Was one of only two players in the nation to average at least 20 points, five rebounds and four assists... Named First Team All-Big East... Named Big East Tournament Most Outstanding Player after setting a new tournament record with 130 points in five games... Set UConn single-season records with 965 points, 316 field goals, 258 free throws and 1,543 minutes played... Ranked fourth nationally and second in the Big East in scoring... Led the Big East in minutes played, ranked third in steals, ranked eighth in assists and ranked ninth in both free-throw percentage and assist-to-turnover ratio... Scored in double figures in 40 of 41 games, tallying 20 points or more 27 times, including a school-record 11 games of 30 points or more... Scored a career-high 42 points on Nov. 17 against Vermont, tying an XL Center record... Recorded his first career triple-double with 24 points, a career-high 13 rebounds and 10 assists on Dec. 3 against UMBC... As a sophomore in 2009-10, averaged 14.6 points, 5.1 assists, 4.3 rebounds and 2.1 steals in 35.3 minutes per game... Named Third Team All-Big East and to the NIT All-Tournament Team... Led the Big East in steals, ranked second in assists and ranked seventh in minutes played... Scored in double figures in 27 of 34 games, including five games with 20 points or more, and tallied three double-doubles... As a freshman in 2008-09, averaged 8.9 points, 3.5 rebounds, 2.9 assists and 1.1 steals in 25.2 minutes per game... Named to the Big East All-Rookie Team... Scored in double figures 11 times, including four games of 20 points or more... Named to the West Region All-Tournament Team during the NCAA Tournament after scoring a game-high 23 points in the Elite Eight win over Missouri.

PERSONAL

Full name is Kemba Hudley Walker... The son of Paul and Andrea Walker... Has three siblings, Sharifa Nesbitt, Akil Nesbitt and Keya Edwards... Majored in sociology at the University of Connecticut... During the summer of 2010, was one of 10 collegiate athletes named to the USA Select Team that trained with the U.S. National Team from August 10-13 in preparation for the 2010 FIBA World Championships.



PLAYOFF STATISTICS

YR	TEAM	GP	MIN	FIELD GOALS			FREE THROWS		REBOUNDS			STL	BS	TO	PTS	AVERAGES			
				FGM-FGA	PCT	3FGM-3FGA PCT.	FTM-FTA	PCT.	OR-DR	TOT	AST					RPG	APG	PPG	
13-14	CHA	4	153	26-55	.473	12-24	.500	14-18	.778	1-14	15	24	8	3	15	78	3.8	6.0	19.5
TOTALS		4	153	26-55	.473	12-24	.500	14-18	.778	1-14	15	24	8	3	15	78	3.8	6.0	19.5

CAREER HIGHS

Minutes:	47	(11/24/2012, Charlotte at Washington)
Field Goals:	13	(3/27/2013, Charlotte at Orlando)
Field Goal Attempts:	26	(4/6/2012, Charlotte at Milwaukee)
Three-Point Field Goals:	6	(1/21/2013, Charlotte vs. Houston)
Three-Point Attempts:	10	(3/31/2014, Charlotte vs. Washington)
Free Throws:	12	(3/10/2014, Charlotte vs. Denver)
Free Throw Attempts:	13	(4/1/2013, Charlotte at Milwaukee)
Offensive Rebounds:	4	(1/11/2013, Charlotte at Toronto)
Defensive Rebounds:	9	(12/23/2013, Charlotte vs. Milwaukee)
Total Rebounds:	10	(Two times, last: 4/4/2014, Charlotte vs. Orlando)
Assists:	16	(2/19/2014, Charlotte vs. Detroit)
Steals:	8	(11/10/2012, Charlotte vs. Dallas)
Turnovers:	7	(4/20/2012, Charlotte vs. Memphis)
Blocked Shots:	4	(12/11/2014, Charlotte vs. Orlando)
Points:	35	(1/21/2013, Charlotte vs. Houston)

2

Marvin Williams

POSITION: Forward

HT / WT: 6-9 / 237

BORN: 6/19/86

FROM: North Carolina

YEARS PRO: 9





PRO CAREER

Signed as a free agent on July 21, 2014... Initially selected with the second overall pick in the 2005 NBA Draft by Atlanta... Has played in 626 career NBA games (480 starts) with the Hawks and Jazz... Has career averages of 10.8 points, 5.1 rebounds and 1.3 assists in 29.1 minutes ... Named to 2005-06 NBA All-Rookie Second Team... Has seen action in 42 career playoff games (27 starts), all with Atlanta, averaging 7.3 points and 3.8 rebounds in 23.9 minutes

2013-14

Appeared in 66 games (50 starts) for the Jazz... Averaged 9.1 points, 5.1 rebounds and 1.2 assists in 25.4 minutes... Made a career-high 84 three-point field goals and posted second-best three-point percentage of his career (.359)... Scored in double figures 26 times, including three games with 20 points or more... Grabbed double-figure rebounds five times... Recorded three double-doubles... Scored a season-high 23 points on Feb. 3 against Toronto... Hit five three-pointers in back-to-back games on Feb. 7 at Dallas and Feb. 8 against Miami, tallying 21 points at Dallas and a season-high-tying 23 points against Miami... Scored 13 points and grabbed a season-high 14 rebounds on Feb. 12 against Philadelphia.

REGULAR SEASON STATISTICS

YR	TEAM	GP	MIN	FIELD GOALS				FREE THROWS		REBOUNDS			AST	STL	BS	TO	PTS	AVERAGES		
				FGM-FGA	PCT	3FGM-3FGA	PCT.	FTM-FTA	PCT.	OR-DR	TOT	RPG						APG	PPG	
05-06	ATL	79	1952	235-531	.443	13-53	.245	189-253	.747	122-261	383	63	48	24	83	672	4.8	0.8	8.5	
06-07	ATL	64	2179	306-706	.433	11-45	.244	216-265	.815	84-253	337	121	52	30	127	839	5.3	1.9	13.1	
07-08	ATL	80	2765	424-918	.462	1-10	.100	336-409	.822	119-338	457	137	81	33	127	1185	5.7	1.7	14.8	
08-09	ATL	61	2093	285-622	.458	55-155	.355	220-273	.806	110-272	382	81	57	39	70	845	6.3	1.3	13.9	
09-10	ATL	81	2468	302-664	.455	40-132	.303	176-215	.819	106-310	416	93	66	46	72	820	5.1	1.1	10.1	
10-11	ATL	65	1865	246-537	.458	37-110	.336	147-174	.845	68-245	313	88	34	23	62	676	4.8	1.4	10.4	
11-12	ATL	57	1500	203-470	.432	58-149	.389	115-146	.788	76-218	294	71	47	18	39	579	5.2	1.2	10.2	
12-13	UTA	73	1727	199-470	.423	54-166	.325	77-99	.778	55-208	263	77	37	38	60	529	3.6	1.1	7.2	
13-14	UTA	66	1674	231-526	.439	84-234	.359	57-73	.781	82-252	334	78	54	31	53	603	5.1	1.2	9.1	
TOTALS		626	18223	2431-5444	.447	353-1054	.335	1533-1907	.804	822-2357	3179	809	476	282	693	6748	5.1	1.3	10.8	

Personal Fouls-DQ: 2005-06, 227-1; 2006-07, 191-2; 2007-08, 225-3; 2008-09, 127-0; 2009-10, 160-0; 2010-2011, 104-0; 2011-12, 84-0; 2012-13, 98-0; 2013-14, 151-3 Totals: 1367 -9



PLAYERS

FRONT OFFICE

BBALL OPS

PLAYERS

13-14 REVIEW

HISTORY

RECORDS

PLAYOFFS

NBA

MISC.

2012-13

Appeared in 73 games (51 starts) for the Jazz... Averaged 7.2 points, 3.6 rebounds and 1.1 assists in 23.7 minutes... Scored in double figures 22 times, including two games with 20 points or more... Grabbed double-figure rebounds two times... Recorded two double-doubles... Scored a season-high 21 points on Oct. 31 against Dallas... Scored 20 points on Nov. 23 against Sacramento... Tallied 11 points and 10 rebounds on Dec. 18 at Brooklyn... Had 14 points and 10 rebounds on March 8 at Chicago.

2011-12

Appeared in 57 games (37 starts) for the Hawks, averaging 10.2 points, 5.2 rebounds and 1.2 assists in 26.3 minutes... Scored in double figures 32 times, including two games with 20 points or more... Shot a career-high .380 from beyond the three-point line... Recorded two double-doubles... Led the team in scoring once and rebounds twice... Scored a season-high 29 points and grabbed 11 rebounds on April 22 against New York... Scored 22 points, including a career-high five three-point field goals, and grabbed eight rebounds on Jan. 27 at Detroit... Scored 11 points and grabbed a season-high 12 rebounds on Feb. 29 against Golden State... Appeared in six playoff games, averaging 7.8 points and 5.5 rebounds in 24.2 minutes.

2010-11

Appeared in 65 games (52 starts) for the Hawks, averaging 10.4 points, 4.8 rebounds and 1.4 assists in 28.7 minutes... Scored in double figures 33 times, including four games with 20 points or more and one game with 30 points or more... Grabbed double-figure rebounds three times... Recorded three double-doubles... Scored a season-high 31 points on March 27 at Cleveland... Scored 26 points on Dec. 16 at Boston... Tallied 17 points and a season-high 12 rebounds on Nov. 28 at Toronto... Scored 15 points and grabbed a season-high-tying 12 rebounds on Feb. 5 at Washington... Saw action in 12 playoff games, averaging 4.8 points and 2.3 rebounds.

2009-10

Appeared in a career-high 81 games (all starts) for the Hawks, averaging 10.1 points, 5.1 rebounds and 1.1 assists in 30.4 minutes... Scored in double figures 40 times, including four games of 20 points or more... Grabbed double-figure rebounds four times... Recorded three double-doubles... Scored a season-high 29 points and grabbed nine rebounds on Nov. 20 against Houston... Tallied 26 points and nine rebounds on March 21 against San Antonio... Grabbed a career-high 15 rebounds on Dec. 5 at Dallas... Had 12 points and 14 rebounds on March 5 against Golden State and again on March 19 against Charlotte... Played in 11 playoff games, averaging 8.4 points and 5.7 rebounds in 31.4 minutes... Scored a playoff career-high 22 points on April 28 against Milwaukee.

2008-09

Appeared in 61 games (59 starts) for the Hawks, averaging 13.9 points, 6.3 rebounds and 1.3 assists in 34.3 minutes... Scored in double figures 36 times, including nine games of 20 points or more and one game of 30 points or more... Grabbed double-figure rebounds seven times... Recorded six double-doubles... Made 55 three-point field goals after making just 25 in his first three seasons combined... Scored a season-high 31 points on Feb. 25 at Denver... Tallied 21 points and a season-high 14 rebounds on Nov. 19 against Washington... Scored 23 points and grabbed 10 rebounds on Feb. 4 at Minnesota... Played in six playoff games, averaging 5.0 points and 1.5 rebounds in 16.2 minutes.

2007-08

Played in 80 games (all starts) for the Hawks, averaging 14.8 points, 5.7 rebounds, 1.7 assists and 1.0 steals in 34.6 minutes... Scored in double figures 67 times, including 17 games of 20 points or more and one game of 30 points or more... Grabbed double-figure rebounds seven times... Recorded seven double-doubles... Scored a career-high 33 points on Jan. 25 at Seattle... Scored 27 points and grabbed 11 rebounds on March 30 against New York... Tallied 20 points and 12 rebounds on Nov. 7 against Phoenix and again on Nov. 11 against Washington... Had 10 points and a season-high 14 rebounds on Feb. 22 at Golden State... Saw action in seven playoff games, averaging 11.4 points and 4.0 rebounds in 28.4 minutes.

2006-07

Played in 64 games (63 starts) for the Hawks, averaging 13.1 points, 5.3 rebounds and 1.9 assists in 34.0 minutes... Scored in double figures 31 times, including 13 games of 20 points or more... Grabbed double-figure rebounds five times... Recorded four double-doubles... Scored a season-high 24 points on Jan. 5 at Toronto... Matched season high with 24 points on April 13 against Washington... Tallied 16 points and a season-high 12 rebounds on March 21 against Miami... Had 23 points and 10 rebounds on Feb. 25 against Phoenix.

2005-06

Played in 79 games (seven starts) as a rookie for the Hawks, averaging 8.5 points and 4.8 rebounds in 24.7 minutes... Named to the All-Rookie Second Team... Scored in double figures 30 times, including three games of 20 points or more... Grabbed double-figure rebounds five times... Recorded four double-doubles... Scoring average increased each month of the season... Scored a season-high 26 points on Dec. 20 at Miami... Scored 22 points on April 14 against Charlotte... Tallied 17 points and a season-high 11 rebounds on Dec. 4 at Phoenix... Had 19 points and 10 rebounds on April 15 at Milwaukee.

COLLEGE

Played one season at the University of North Carolina, helping the Tar Heels to the 2004-05 NCAA Championship... Named USBWA National Freshman of the Year and ACC Rookie of the Year... Averaged 11.3 points and 6.6 rebounds in 22.2 minutes, while shooting .506 from the field (125-247) and .847 from the free-throw line (138-163)... Ranked fourth in the ACC in free-throw percentage, fifth in free throws made, fifth in total rebounds and 10th in rebounding average.

PERSONAL

Son of Andrea Gittens and Marvin Williams Sr. ... Born and raised in Bremerton, Washington, outside of Seattle... Has two brothers, Demetrius and J'Tonn... Completed his degree at the University of North Carolina in the summer of 2014... Traveled to Senegal in 2010 as part of the NBA's Basketball Without Borders program... Served on the Special Olympics Georgia Honorary Board, and was a spokesperson for the organization's "r-Word" campaign... Appeared on the cover of 2K Sports "College Hoops" basketball video game in 2005... Is a fan of the Seattle Mariners and Seattle Seahawks.



PLAYOFF STATISTICS

YR	TEAM	GP	MIN	FIELD GOALS			FREE THROWS		REBOUNDS					AVERAGES					
				F&M-FGA	PCT	3FGM-3FGA	PCT.	FTM-FTA	PCT.	OR-DR	TOT	AST	STL	BS	TO	PTS	RPG	APG	PPG
07-08	ATL	7	199	24-58	.414	0-0	----	32-36	.889	11-17	28	5	2	3	13	80	4.0	0.7	11.4
08-09	ATL	6	97	10-29	.345	1-6	.167	9-13	.692	3-6	9	6	5	2	6	30	1.5	1.0	5.0
09-10	ATL	11	345	31-79	.392	1-2	.500	29-32	.906	23-40	63	8	6	5	5	92	5.7	0.7	8.4
10-11	ATL	12	216	22-56	.393	3-11	.273	10-13	.769	10-17	27	6	9	7	12	57	2.3	0.5	4.8
11-12	ATL	6	145	16-45	.356	8-16	.500	7-9	.778	5-28	33	5	3	2	3	47	5.5	0.8	7.8
TOTALS		42	1002	103-267	.386	13-35	.371	87-103	.845	52-108	160	30	25	19	39	306	3.8	0.7	7.3

Personal Fouls-DQ: 2007-08, 21-0; 2008-09, 8-0; 2009-10, 20-0; 2010-11, 18-0; 2011-12, 9-0 Totals: 76-0.

CAREER HIGHS

Minutes:	51	(4/8/2007, Atlanta at Philadelphia)
Field Goals:	13	(11/20/2009, Atlanta vs. Houston)
Field Goal Attempts:	20	(Two times, last: 1/25/2008, Atlanta at Seattle)
Three-Point Field Goals:	5	(Three times, last: 2/8/2014, Utah vs. Miami)
Three-Point Attempts:	8	(Two times, last: 2/8/2014, Utah vs. Miami)
Free Throws:	18	(2/6/2009, Atlanta at Charlotte)
Free Throw Attempts:	20	(2/6/2009, Atlanta at Charlotte)
Offensive Rebounds:	9	(3/5/2010, Atlanta vs. Golden State)
Defensive Rebounds:	14	(12/5/2009, Atlanta at Dallas)
Total Rebounds:	15	(12/5/2009, Atlanta at Dallas)
Assists:	7	(1/12/2007, Atlanta vs. Detroit)
Steals:	4	(Four times, last: 12/13/2013, Utah at Denver)
Turnovers:	6	(Two times, last: 2/25/2011, Atlanta at Golden State)
Blocked Shots:	4	(Two times, last: 1/13/2010, Atlanta vs. Washington)
Points:	33	(1/25/2008, Atlanta at Seattle)

40

Cody **Zeller**

POSITION: Forward

HT / WT: 7-0 / 240

BORN: 10/5/92

FROM: Indiana

YEARS PRO: 1





COLLEGE

Played in 72 games over two seasons at Indiana, averaging 16.1 points, 7.3 rebounds, 1.3 assists, 1.2 steals and 1.2 blocks in 29.0 minutes... Indiana's career leader in field goal percentage (.591)... Named First Team All-Big Ten and Second Team AP All-American as a sophomore... Also named to the John R. Wooden All-America Team, as well as First Team All-American by Basketball Times and Sports Illustrated and Second Team All-American by the USBWA and NABC... Led the Big Ten in free throws and free throw attempts, ranked second in total rebounds, offensive rebounds and defensive rebounds, fourth in scoring and field goals, fifth in field goal percentage and seventh in blocks... Earned Capital One First Team Academic All-American and Academic All-Big Ten honors... As a freshman, named Big Ten Freshman of the Year and earned consensus Freshman All-America honors... Also named Honorable Mention AP All-American... Shot .623 from the field as a freshman, ranking first in the Big Ten, fourth in the nation and second all-time at Indiana... Also ranked second in the conference in free throws and free throw attempts, third in offensive rebounds, fifth in blocks, sixth in total rebounds, seventh in field goals and steals, eighth in scoring and ninth in defensive rebounds.

PERSONAL

Full name is Cody Allen Zeller... The son of Steve and Lorri Zeller... Oldest brother Luke played at Notre Dame and spent part of the 2012-13 season with the Phoenix Suns... Older brother Tyler played collegiately at North Carolina and currently plays for the Cleveland Cavaliers... Uncle Al Eberhard played four seasons in the NBA for the Detroit Pistons... Majoring in business at Indiana.

PLAYOFF STATISTICS

YR	TEAM	GP	MIN	FIELD GOALS			FREE THROWS			REBOUNDS			STL	BS	TO	PTS	AVERAGES		
				F6M-FGA	PCT	3FGM-3FGA	PCT	FTM-FTA	PCT	OR-DR	TOT	AST					RPG	APG	PPG
13-14	CHA	4	53	3-9	.333	0-0	.000	2-4	.500	5-4	9	2	0	3	2	8	2.3	0.5	2.0
TOTALS		4	53	3-9	.333	0-0	.000	2-4	.500	5-4	9	2	0	3	2	8	2.3	0.5	2.0

Personal Fouls-DQ: 2014, 3-0

CAREER HIGHS

Minutes:	37	(4/5/2014, Charlotte at Cleveland)
Field Goals:	6	(12/23/2014, Charlotte vs. Milwaukee)
Field Goal Attempts:	12	(12/23/2013, Charlotte vs. Milwaukee)
Three-Point Field Goals:	0	
Three-Point Attempts:	1	(1/14/2014, Charlotte vs. New York)
Free Throws:	8	(4/12/2014, Charlotte vs. Philadelphia)
Free Throw Attempts:	10	(4/12/2014, Charlotte vs. Philadelphia)
Offensive Rebounds:	5	(3/22/2014, Charlotte vs. Portland)
Defensive Rebounds:	8	(4/5/2014, Charlotte at Cleveland)
Total Rebounds:	11	(4/5/2014, Charlotte at Cleveland)
Assists:	5	(3/3/2014, Charlotte at Miami)
Steals:	2	(Nine times, last: 3/3/2014, Charlotte at Miami)
Turnovers:	4	(Two times, last: 12/27/2013, Charlotte vs. Oklahoma City)
Blocked Shots:	3	(2/19/2014, Charlotte vs. Detroit)
Points:	15	(3/31/2014, Charlotte vs. Washington)



FRONT OFFICE

BBALL OPS

PLAYERS

13-14 REVIEW

HISTORY

RECORDS

PLAYOFFS

NBA

MISC.

**Jason Maxiell****Forward**

Height: 6-7

Weight: 260

Born: February 18, 1983

From: Cincinnati

Years Pro: 9

PRO CAREER

Signed as a free agent on Sept. 26, 2014... Selected by Detroit with the 26th overall pick in the 2005 NBA Draft... Has appeared in 557 career games (188 starts) for the Pistons and Magic, averaging 5.9 points, 4.3 rebounds and 0.8 blocks in 18.9 minutes, while shooting .501 (204-457) from the field... Has also played in 35 career playoff outings, averaging 4.7 points and 3.3 rebounds in 16.6 minutes.

2013-14

Played in 34 games (13 starts) for the Magic, averaging 3.2 points and 2.5 rebounds in 14.4 minutes... As a starter, averaged 5.8 points and 3.4 rebounds in 22.5 minutes... Scored in double figures three times, including a season-high 12 points on Nov. 9 at Atlanta and Dec. 3 at Philadelphia... Recorded at least one blocked shot 16 times and tallied three multiple-block games, including a season-high three blocked shots on Dec. 8 at Houston and Jan. 2 at Cleveland.

REGULAR SEASON STATISTICS

YR	TEAM	GP	MIN	FIELD GOALS			FREE THROWS		REBOUNDS			AST	STL	BS	TO	PTS	AVERAGES		
				FGM-FGA	PCT	3FGM-3FGA	PCT.	FTM-FTA	PCT.	OR-DR	TOT						RPG	APG	PPG
05-06	DET	26	159	23-54	.426	0-0	---	14-42	.333	12-16	28	3	4	5	11	60	1.1	0.1	2.2
06-07	DET	67	943	131-262	.500	0-0	---	72-137	.526	88-98	186	14	30	60	53	334	2.8	0.2	5.0
07-08	DET	82	1768	240-446	.538	0-1	.000	171-270	.633	177-256	433	46	21	94	71	651	5.3	0.6	7.9
08-09	DET	78	1408	184-320	.575	0-1	.000	84-158	.532	169-155	324	24	25	63	45	452	4.2	0.3	5.8
09-10	DET	76	1550	212-415	.511	0-1	.000	89-155	.574	161-240	401	39	36	38	68	513	5.3	0.5	6.8
10-11	DET	57	930	93-189	.492	0-0	---	51-99	.515	66-107	173	17	24	21	44	237	3.0	0.3	4.2
11-12	DET	65	1466	183-383	.478	0-2	.000	58-106	.547	126-207	333	41	32	50	71	424	5.1	0.6	6.5
12-13	DET	72	1789	204-457	.446	0-0	---	90-145	.621	135-274	409	54	32	95	81	498	5.7	0.8	6.9
13-14	ORL	34	488	47-105	.448	0-0	---	15-31	.484	28-58	86	9	8	20	14	109	2.5	0.3	3.2
TOTALS		557	10501	1317-2631	.501	0-5	.000	644-1143	.563	962-1411	2373	247	212	446	458	3278	4.3	0.4	5.9

Personal Fouls-DQ: 2005-06, 14-0; 2006-07, 110-1; 2007-08, 183-1, 2008-09, 157-0; 2009-10, 175-0; 2010-11, 92-0, 2011-12, 151-0, 2012-13, 172-0; 2013-14, 47-0. Totals: 1101-2.



2012-13

Appeared in 72 games (71 starts) for the Pistons, averaging 6.9 points, a career-high 5.7 rebounds and a career-high 1.3 blocks in a career-high 24.8 minutes.... Ranked 19th in the NBA in blocked shots... Led (or tied) the team in rebounding 12 times... Scored in double figures 22 times... Grabbed double-figure rebounds nine times... Recorded five double-doubles... Scored a season-high 18 points and had a career-high-tying six blocked shots on Dec. 11 vs. Denver... Grabbed a season-high 14 rebounds on March 13 at Golden State.

2011-12

Played in 65 games (42 starts) for the Pistons, averaging 6.5 points and 5.1 rebounds in 22.6 minutes... As a starter, averaged 7.3 points and 5.7 rebounds in 25.0 minutes... Scored in double figures 16 times... Grabbed double-figure rebounds five times... Recorded three double-doubles... Led or tied for the team lead in rebounding nine times and in assists twice... Tallied 19 points and 12 rebounds on March 9 against Atlanta, tying season highs in both... Also scored 19 points on Jan. 27 against Atlanta... Also grabbed 12 rebounds on Feb. 3 against Milwaukee.

2010-11

Played in 57 games (14 starts) for the Pistons, averaging 4.2 points and 3.0 rebounds in 16.3 minutes... As a starter, averaged 5.6 points and 3.1 rebounds... Scored in double figures eight times... Grabbed double-figure rebounds once... Scored a season-high 14 points on Nov. 21 against Washington... Grabbed a season-high 14 rebounds on April 11 against Cleveland.

2009-10

Appeared in 76 games (29 starts) for the Pistons, averaging 6.8 points and 5.3 rebounds in 20.4 minutes... As a starter, averaged 7.9 points and 6.9 rebounds in 24.9 minutes... Led the team in scoring twice and in rebounding 14 times... Scored in double figures 22 times... Grabbed double-figure rebounds 10 times... Tallied a team-high-tying seven double-doubles... Scored a season-high 19 points and grabbed 12 rebounds on March 13 at Atlanta... Grabbed a career-high 16 rebounds, including eight offensive, on March 7 against Houston... Tallied 10 points and 15 rebounds on March 16 against Cleveland.

2008-09

Played in 78 games (four starts) for the Pistons, averaging 5.8 points and 4.2 rebounds in 18.1 minutes... Tied for 38th in the NBA in blocked shots (0.81)... Shot a career-high .575 from the field (184-320)... Led the team in rebounding seven times... Scored in double figure 18 times... Grabbed double-figure rebounds two times... Recorded two double-doubles... Scored a season-high-tying 16 points and grabbed a season-high 11 rebounds on Jan. 21 against Toronto... Also scored 16 points and grabbed 10 rebounds on April 15 at Miami... Blocked a career-high-tying six shots on Nov. 28 vs. Milwaukee... Also appeared in four playoff contests, averaging 3.8 points and 3.3 rebounds in 16.0 minutes.

2007-08

Appeared in all 82 games (seven starts) for the Pistons, averaging a career-high 7.9 points, 5.3 rebounds and 1.2 blocks in 21.5 minutes... Ranked 30th in the NBA in blocked shots... Finished ninth in NBA Sixth Man of the Year voting... Ranked third among NBA bench players in rebounding behind New York's David Lee (8.9) and Utah's Paul Millsap (5.6)... Scored in double figures 29 times... Grabbed double-figure rebounds six times... Recorded four double-doubles... Scored a career-high 28 points on April 11 vs. Washington... Tallied 18 points and 11

rebounds on Dec. 2 against New Jersey... Tallied 14 points, a season-high 14 rebounds and a career-high five assists in a career-high 44 minutes on Nov. 14 at Golden State... Also played in 17 playoff games (six starts), averaging 5.6 points, 4.0 rebounds and 1.3 blocks in 21.8 minutes.

2006-07

Played in 67 games (eight starts) for the Pistons, averaging 5.0 points and 2.8 rebounds in 14.1 minutes... Scored in double figures 15 times... Grabbed double-figure rebounds two times... Recorded two double-doubles... Scored a season-high 19 points and grabbed a season-high 15 rebounds on March 25 at Milwaukee... Tallied 17 points and 12 rebounds on Dec. 17 against Seattle... Also played in 14 playoff games, averaging 4.0 points and 2.4 rebounds in 10.4 minutes... Scored a playoff career-high 15 points on May 24 vs. Cleveland.

2005-06

Appeared in 26 games for the Pistons as a rookie, averaging 2.3 points and 1.1 rebounds in 6.0 minutes... Posted season highs of 11 points and 12 rebounds on April 17 at Milwaukee to record first career double-double.

COLLEGE

Played four seasons at the University of Cincinnati, averaging 12.1 points, 7.0 rebounds and 2.0 blocks in 27.6 minutes during 129 career games... Shot .507 (562-1108) from the floor... Earned All-Conference USA Second Team honors twice (2004 and 2005)... Earned Conference USA All-Tournament honors in 2004... Named Conference USA Sixth Man of the Year as a freshman in 2002, while also earning Conference USA All-Freshman Team honors... Finished his career ranked 11th on Cincinnati's career scoring list with 1,566 points and second in blocked shots with 252 (fourth in Conference USA history)... Played in 129 consecutive games, the second-longest streak in school history, and started his last 77 contests... As a senior (2004-05), led Conference USA in blocked shots (2.8) and ranked 18th in the nation... His 91 blocked shots were the second-highest single-season total in school history... During his junior season (2003-04), led the Bearcats at scoring (13.6), rebounds (6.9) and blocked shots (2.1).

PERSONAL

Son of Patricia Maxiell... He and his wife, Brandi, were married in August 2009 and welcomed their first child, Jason II, in November 2011... Favorite hobby is building model cars... Majored in social sciences at Cincinnati... Purchased tickets for his "Maxsteel" ticket section in Detroit, which hosted families from the "Kids Kicking Cancer" organization... Also took part in the 2010 Pistons Cares Telethon by promoting the event during a series of morning radio interviews and donating his 1989 Chevy Camaro for a fundraising raffle... His efforts helped raise over \$405,000 for the Food Bank Council of Michigan... Teamed with National City Bank to help raise awareness for breast cancer research in October 2007... Held a special billiards tournament in April 2008 with other Pistons players to raise funds for student educational programs in Detroit... Helped unveil the club's fifth reading and learning center at Children's Hospital in Detroit in April 2006.

FRONT OFFICE

BALL OPS

PLAYERS

13-14 REVIEW

HISTORY

RECORDS

PLAYOFFS

NBA

MISC.



PLAYOFF STATISTICS

YR	TEAM	GP	MIN	FIELD GOALS			FREE THROWS		REBOUNDS				AVERAGES									
				FGM-FGA	PCT	3FGM-3FGA	PCT.	FTM-FTA	PCT.	OR-DR	TOT	AST	STL	BS	TO	PTS	RPG	APG	PPG			
06-07	DET	14	146	22-33	.667	0-1	.000	12-23	.522	11-22	33	2	4	9	7	56	2.4	0.1	4.0			
07-08	DET	17	371	40-64	.625	0-0	---	15-32	.469	21-47	68	16	15	22	11	95	4.0	0.9	5.6			
08-09	DET	4	64	5-10	.500	0-0	---	5-9	.556	7-6	13	2	1	1	1	15	3.3	0.5	3.8			
TOTALS		35	581	67-107	.501	0-1	.000	32-64	.500	39-75	114	20	20	32	19	166	3.3	0.6	4.7			

Personal Fouls-DQ: 2006-07, 21-0; 2007-08, 48-0, 2008-09, 5-0; Totals: 74-0.

CAREER HIGHS

Minutes:	44	(11/14/2007, Detroit at Golden State)
Field Goals:	11	(4/11/2008, Detroit vs. Washington)
Field Goal Attempts:	14	(1/27/2012, Detroit vs. Atlanta)
Three-Point Field Goals:	0	
Three-Point Attempts:	1	(Five times, last: 1/31/2012, Detroit at New York)
Free Throws:	7	(Six times, last: 12/14/2012, Detroit at Brooklyn)
Free Throw Attempts:	11	(12/16/2006, Detroit vs. Seattle)
Offensive Rebounds:	9	(3/25/2007, Detroit at Milwaukee)
Defensive Rebounds:	11	(Two times, last: 12/1/2012, Detroit at Dallas)
Total Rebounds:	16	(3/7/2010, Detroit vs. Houston)
Assists:	5	(11/14/2007, Detroit at Golden State)
Steals:	3	(Three times, last: 2/26/2011, Detroit vs. Utah)
Turnovers:	5	(Three times, last: 2/28/2012, Detroit vs. Philadelphia)
Blocked Shots:	6	(Three times, last: 12/11/2012, Detroit vs. Denver)
Points:	28	(4/11/2008, Detroit vs. Washington)

2013-14 REVIEW





FINAL ROSTER & RECORDS

FRONT OFFICE

BBALL OPS

PLAYERS

13-14 REVIEW

HISTORY

RECORDS

PLAYOFFS

NBA

MISC.



2013-14 FINAL ROSTER

Record: 43-39

Home: 25-16

Road: 18-23

Overtime: 6-3

No.	Player	Pos.	Ht.	Wt.	Birthdate	Prior to NBA/Home Country	Yrs Pro
0	Bismack Biyombo	F/C	6-9	245	8/28/92	Fuenlabrada (Spain)/Dem. Rep. of Congo	2
55	Chris Douglas-Roberts	G/F	6-7	210	1/8/87	Memphis/USA	4
33	Brendan Haywood	C	7-0	263	11/27/79	North Carolina/USA	12
9	Gerald Henderson	G	6-5	215	12/9/87	Duke/USA	4
25	Al Jefferson	C	6-10	289	1/4/85	Prentiss HS (MS)/USA	9
14	Michael Kidd-Gilchrist	F	6-7	232	9/26/93	Kentucky/USA	1
11	Josh McRoberts	F	6-10	240	2/28/87	Duke/USA	6
12	Gary Neal	G	6-4	210	10/3/84	Towson/USA	3
5	Jannero Pargo	G	6-1	185	10/22/79	Arkansas/USA	9
13	Luke Ridnour	G	6-2	175	2/13/81	Oregon/USA	10
44	Jeffery Taylor	F	6-7	225	5/23/89	Vanderbilt/Sweden	1
43	Anthony Tolliver	F	6-8	240	6/1/85	Creighton/USA	5
15	Kemba Walker	G	6-1	184	5/8/90	Connecticut/USA	2
8	DJ White	F	6-9	235	8/31/86	Indiana/USA	5
40	Cody Zeller	F	7-0	240	10/5/92	Indiana/USA	R

Head Coach: Steve Clifford (Maine-Farmington)

Associate Head Coach: Patrick Ewing (Georgetown)

Assistant Coaches: Bob Beyer (Alfred), Stephen Silas (Brown), Bob Weiss (Penn State), Mark Price (Georgia Tech)

Head Athletic Trainer: Steve Stricker (Iowa State)

Strength & Conditioning Coach: Matt Friia (Ithaca)

Assistant Athletic Trainer: Dennis Williams (South Carolina)

CONFERENCE RECORDS

	Overall	Home	Road	Overtime
EASTERN	30-22	16-10	14-12	6-3
WESTERN	13-17	9-6	4-11	

DIVISION RECORDS

	Overall	Home	Road	Overtime
Atlantic	11-7	7-2	4-5	2-0
Central	13-5	7-2	6-3	3-0
Southeast	6-10	2-6	4-4	1-3
Southwest	3-7	3-2	0-5	
Northwest	4-6	3-2	1-4	
Pacific	6-4	3-2	3-2	

RECORDS BY MONTH

	Overall	Home	Road	Overtime
November	7-8	5-4	2-4	2-0
December	1-15	0-8	1-7	0-1
January	3-11	1-6	2-5	1-0
February	2-10	1-4	1-6	0-0
March	4-12	4-3	0-9	0-0
April	4-5	4-1	0-4	0-0

Playoff Results: Lost to Miami 0-4 in Eastern Conference first round

NBA Honors: Al Jefferson, All-NBA Third Team; Al Jefferson, Eastern Conference Player of the Month (March 2014, April 2014); Steve Clifford, Eastern Conference Coach of the Month (April 2014); Kemba Walker, Eastern Conference Player of the Week (Feb. 23, 2014); Al Jefferson, Eastern Conference Player of the Week (March 16, 2014, April 6, 2014)



G	Date	Score	Opp	W/L	Record	Atten.	Streak	Charlotte	Charlotte	Opponents
								High Scorer	High Rebounder	High Scorer
1	10/18	83-96	@HOU	L	0-1	18,083	L1	McRoberts (15)	Jefferson/Kidd-Gilchrist (8)	Harden (21)
2	11/1	90-84	CLE	W	1-1	18,017	W1	Walker (23)	Biyoumo (10)	Miles (22)
3	11/2	84-105	@NOP	L	1-2	15,232	L1	Sessions (22)	Adrien (13)	Davis (25)
4	11/5	102-07	@NYK	W	2-2	19,812	W1	Walker (25)	Adrien/Kidd-Gilchrist/Henderson (8)	Anthony (22)
5	11/6	92-90	TOR	W	3-2	11,118	W2	Henderson (23)	Biyoumo (11)	Gay (20)
6	11/8	91-101	NYK	L	3-3	16,465	L1	Walker (25)	Biyoumo (11)	Anthony (28)
7	11/11	94-103	ATL	L	3-4	13,996	L2	McRoberts (19)	Jefferson (70)	Horford (24)
8	11/13	89-83	@BOS	W	4-4	17,032	W1	Jefferson (22)	Jefferson (11)	Green (19)
9	11/15	86-80	@CLE	W	5-4	18,679	W2	Kidd-Gilchrist (16)	Biyoumo (12)	Irving (18)
10	11/16	81-97	MIA	L	5-5	19,084	L1	Walker (22)	Biyoumo (8)	James (30)
11	11/18	81-86	@CHI	L	5-6	21,628	L2	Taylor (20)	Henderson (8)	Deng (21)
12	11/20	95-91	BKN	W	6-6	13,843	W1	Walker (31)	Adrien (10)	Blatche (25)
13	11/22	91-98	PHX	L	6-7	14,916	L1	Henderson (17)	Zeller (9)	Frye (20)
14	11/23	96-72	@MIL	W	7-7	14,872	W1	Jefferson (19)	Adrien (10)	Middleton (20)
15	11/25	86-96	BOS	L	7-8	13,558	L1	Walker (28)	McRoberts (7)	Crawford (21)
16	11/27	74-99	IND	L	7-9	15,170	L2	Jefferson (16)	Jefferson (9)	Watson (18)
17	11/29	92-76	MIL	W	8-9	15,081	W1	Jefferson (23)	Biyoumo (14)	Knight (17)
18	12/1	98-99	@MIA	L	8-10	19,617	L1	Walker (27)	Jefferson (13)	James (26)
19	12/3	82-89	@DAL	L	8-11	19,612	L2	Jefferson (19)	Jefferson (12)	Nowitzki (25)
20	12/6	105-88	PHI	W	9-11	14,088	W1	Taylor (20)	Jefferson (12)	Wroten (21)
21	12/9	115-111	GSW	W	10-11	13,129	W2	Walker (31)	McRoberts (10)	Curry (43)
22	12/11	83-92	ORL	L	10-12	11,377	L1	Henderson (12)	Jefferson (11)	Nelson/Davis (20)
23	12/13	94-99	@IND	L	10-13	18,165	L2	Jefferson (21)	Jefferson (9)	Stephenson (20)
24	12/14	85-88	LAL	L	10-14	17,101	L3	Walker (24)	Jefferson (9)	Bryant (21)
25	12/17	95-87	SAC	W	11-14	11,339	W1	Jefferson/Biyoumo (19)	Walker (24)	Cousins (30)
26	12/18	*104-102	@TOR	W	12-14	15,201	W2	Walker (29)	Jefferson (11)	DeRozan (30)
27	12/20	116-106	@DET	W	13-14	12,453	W3	Walker (34)	Jefferson (14)	Jennings (26)
28	12/21	85-88	UTA	L	13-15	18,078	L1	Walker (20)	Jefferson (11)	Burke (20)
29	12/23	*111-110	MIL	W	14-15	13,354	W1	Jefferson (26)	Jeff/Walk (9)	Knight (26)
30	12/27	85-89	OKC	L	14-16	18,129	L1	Walker (18)	Jefferson (11)	Durant (34)
31	12/28	*116-118	@ATL	L	14-17	15,180	L2	Jefferson (24)	Jefferson (23)	Millsap (33)
32	12/30	80-83	@UTA	L	14-18	19,125	L3	Henderson (19)	Jefferson (10)	Burke (21)
33	1/1	85-112	@LAC	L	14-19	19,160	L4	Jefferson/Walker (14)	Jefferson (12)	Griffin (31)
34	1/2	104-134	@POR	L	14-20	20,014	L5	Douglas-Roberts (20)	Jefferson/Zeller (5)	Matthews (25)
35	1/4	113-103	@SAC	W	15-20	16,410	W1	Walker (30)	McRoberts (11)	Cousins (26)
36	1/7	83-97	WAS	L	15-21	12,079	L1	Henderson (27)	Jefferson (10)	Beal (21)
37	1/10	92-119	@MIN	L	15-22	13,767	L2	Tolliver (21)	Jefferson/Biyoumo (7)	Pekovic (26)
38	1/11	97-103	@CHI	L	15-23	21,413	L3	Henderson (30)	Jefferson (11)	Augustin (20)
39	1/14	108-98	NYK	W	16-23	15,156	W1	Jefferson (35)	Jefferson (8)	Anthony (20)
40	1/15	92-95	@PHI	L	16-24	10,106	L1	Walker (26)	Jefferson (8)	Turner (23)
41	1/17	111-101	@ORL	L	17-24	16,164	W1	Jefferson (30)	Jefferson (16)	Afflalo (24)
42	1/18	*96-104	MIA	L	17-25	19,631	L1	Jefferson (22)	Jefferson (14)	James (34)
43	1/20	100-95	TOR	W	18-25	19,631	W1	Sessions (23)	Jefferson (19)	DeRozan (25)
44	1/22	95-91	LAC	W	19-25	14,760	W2	Jefferson (24)	Jefferson (10)	Griffin (27)
45	1/24	96-125	@NYK	L	19-26	19,812	L1	Jefferson (25)	Jefferson (9)	Anthony (62)
46	1/25	87-89	CHI	L	19-27	18,252	L2	Jefferson (32)	Jefferson (13)	Augustin (28)
47	1/29	101-98	@DEN	W	20-27	16,151	W1	Jefferson (35)	Jefferson (11)	Foye (33)
48	1/31	110-100	@LAL	W	21-27	18,997	W2	Jefferson (40)	Jefferson (18)	Gasol (24)
49	2/1	95-105	@PHX	L	21-28	16,248	L1	Tolliver (14)	Jefferson/Zeller (6)	Dragic (25)
50	2/4	91-75	@GSW	W	22-28	19,586	W1	Jefferson (30)	Jefferson (13)	Curry (17)
51	2/8	100-104	SAS	L	22-29	19,084	L1	Jefferson (26)	Kidd-Gilchrist (12)	Mills (32)
52	2/11	114-89	DAL	W	23-29	11,467	W1	Jefferson (30)	Walker (9)	Ellis/Nowitzki (16)
53	2/12	89-105	@BKN	L	23-30	16,862	L1	Walker (16)	Jefferson (10)	Pierce (25)
54	2/18	108-96	@DET	W	24-30	11,285	W1	Jefferson (32)	Jefferson (12)	Jennings (24)
55	2/19	116-98	DET	W	25-30	14,400	W2	Jefferson (29)	Henderson/Jefferson/Biyoumo (8)	Jennings (20)
56	2/21	90-87	NOP	W	26-30	15,867	W3	Jefferson (33)	Jefferson (10)	Roberts (30)
57	2/22	92-89	MEM	W	27-30	18,317	W4	Walker (31)	Jefferson (9)	Conley (16)
58	2/28	82-92	@SAS	L	27-31	18,581	L1	Jefferson (20)	Kidd-Gilchrist/Zeller (8)	Duncan (17)
59	3/2	99-116	@OKC	L	27-32	18,203	L2	Jefferson (25)	Jefferson (7)	Durant (28)
60	3/3	107-124	@MIA	L	27-33	19,727	L3	Jefferson (38)	Jefferson (19)	James (61)
61	3/5	109-87	IND	W	28-33	15,372	W1	Jefferson (34)	Jefferson (8)	Turner (22)
62	3/7	101-92	CLE	W	29-33	15,688	W2	Jefferson (28)	Douglas-Roberts (9)	Walters/Deng (19)
63	3/8	89-111	@MEM	L	29-34	17,298	L1	Jefferson (17)	Zeller (9)	Conley (20)
64	3/10	105-98	DEN	W	30-34	14,312	W1	Jefferson (26)	Jefferson (13)	Lawson (24)
65	3/12	980-95	@WAS	W	31-34	17,220	W2	Jefferson (26)	Kidd-Gilchrist (12)	Wall (23)
66	3/14	105-93	MIN	W	32-34	16,983	W3	Jefferson (25)	Jefferson (16)	Martin (19)
67	3/16	101-92	@MIL	W	33-34	14,536	W4	Walker (21)	Jefferson (7)	Knight (21)
68	3/17	83-97	ATL	L	33-35	14,419	L1	Walker (20)	Jefferson (12)	Millsap (28)
69	3/19	99-104	@BKN	L	33-36	17,222	L2	Jefferson (18)	Jefferson (12)	Williams (25)
70	3/22	124-94	POR	W	34-36	18,706	W1	Jefferson (28)	Henderson (8)	Lillard (20)
71	3/24	89-100	HOU	L	34-37	15,511	L1	Walker (22)	Jefferson (11)	Harden (31)
72	3/26	*116-111	BKN	W	35-37	15,943	W1	Jefferson (35)	Jefferson (15)	Williams (29)
73	3/28	*105-110	@ORL	L	35-38	16,003	L1	McRoberts/Walker (24)	Jefferson (8)	Vucevic (24)
74	3/31	100-94	WAS	W	36-38	14,894	W1	Walker (21)	Jefferson (11)	Beal (20)
75	4/2	123-83	@PHI	W	37-38	12,136	W2	Jefferson (25)	Jefferson (10)	Carter-Williams (22)
76	4/4	91-80	ORL	W	38-38	17,708	W3	Jefferson (29)	Jefferson (16)	Oladipo (21)
77	4/5	*96-94	@CLE	W	39-38	18,179	W4	Jefferson (24)	Jefferson (15)	Irving (44)
78	4/9	*94-88	@WAS	W	40-38	17,784	W5	Jefferson (20)	Jefferson (18)	Cortez (27)
79	4/11	103-106	@BOS	L	40-39	18,624	L1	Jefferson (32)	Jefferson (10)	Bradley (22)
80	4/12	111-105	PHI	W	41-39	17,140	W1	Jefferson (29)	Jefferson (12)	Carter-Williams (23)
81	4/14	95-93	@ATL	W	42-39	11,918	W2	Jefferson (27)	Jefferson (15)	Scott (20)
82	4/16	*91-86	CHI	W	43-39	17,627	W3	Walker (22)	Jefferson (18)	Augustin (17)

*Denotes number of overtime periods



2013-14 STATS

FINAL STATISTICS

RECORD (43-39)

Player	G	GS	MIN	FG	FGA	PCT	3FG	FGA	PCT	FT	FTA	PCT	OFF	DEF	TOT	AST	PF	DQ	STL	TO	BLK	PTS	AVG
Jefferson	73	73	2553	700	1376	.509	3	15	.200	191	277	.690	156	636	792	155	176	1	67	124	79	1594	21.8
Walker	73	73	2614	449	1143	.393	109	327	.333	282	337	.837	39	267	306	447	128	1	86	169	32	1289	17.7
Henderson	77	77	2461	403	930	.433	40	115	.348	235	309	.761	31	279	310	199	159	0	51	113	32	1081	14.0
Neal (TOT)	52	3	1114	193	471	.410	68	180	.378	94	105	.895	10	80	90	83	65	0	18	64	0	548	10.5
Neal (CHA)	22	1	507	85	194	.438	28	69	.406	49	51	.961	2	38	40	37	39	0	11	25	0	247	11.2
Sessions	55	7	1305	190	465	.409	15	68	.221	183	234	.782	22	95	117	206	50	0	33	93	6	578	10.5
McRoberts	78	78	2360	247	566	.436	105	291	.361	62	85	.729	85	288	373	333	189	0	58	83	46	661	8.5
Taylor	26	8	629	82	218	.376	18	67	.269	26	47	.553	15	45	60	22	62	0	13	25	5	208	8.0
Kidd-Gilchrist	62	62	1502	167	353	.473	1	9	.111	113	184	.614	109	215	324	52	145	1	43	60	39	448	7.2
Douglas-Roberts	49	8	1016	111	252	.440	51	132	.386	66	82	.805	16	103	119	51	61	0	29	36	16	339	6.9
Tolliver	64	9	1298	129	307	.420	102	247	.413	33	41	.805	33	135	168	42	82	0	19	23	15	393	6.1
Zeller	82	3	1417	172	404	.426	0	1	.000	146	200	.730	118	235	353	92	170	0	40	87	41	490	6.0
Gordon	19	0	279	37	108	.343	8	29	.276	17	21	.810	3	24	27	21	18	0	10	21	2	99	5.2
Ridnour (TOT)	61	14	1141	126	327	.385	37	108	.343	17	26	.654	23	74	97	176	92	0	32	66	8	306	5.0
Ridnour (CHA)	25	2	378	42	108	.389	12	40	.300	4	7	.571	8	27	35	54	37	0	9	20	6	100	4.0
Pargo	29	0	242	52	118	.441	24	60	.400	8	11	.727	1	19	20	52	17	0	14	26	1	136	4.7
Biyombo	77	9	1072	88	144	.611	0	0	---	46	89	.517	105	261	366	8	124	1	7	40	86	222	2.9
Adrien	25	0	256	22	40	.550	0	0	---	13	25	.520	33	55	88	7	35	0	7	8	15	57	2.3
Hamilton	1	0	4	0	0	---	0	0	---	0	0	---	0	2	2	0	0	0	1	1	0	0	0.0
Southerland	1	0	3	0	3	.000	0	1	.000	0	0	---	0	0	0	0	0	0	0	0	0	0	0.0
White	2	0	10	0	1	.000	0	0	---	0	0	---	0	0	0	0	1	0	1	0	0	0	0.0
BOBCATS	82	-	19905	2976	6730	.442	516	1471	.351	1474	2000	.737	776	2724	3500	1778	1493	4	499	1010	421	7942	96.9
OPPONENTS	82	-	19905	3022	6838	.442	665	1800	.369	1251	1649	.759	785	2766	3551	1718	1716	7	514	1090	415	7960	97.1

SINGLE-GAME HIGHS

AVERAGE PER GAME

CAREER HIGHS (C=SET, T=TIED THIS SEASON)

PLAYER	MIN	REB	AST	STL	TO	BLK	PTS	MIN	REB	AST	STL	TO	BLK	PTS	FG	FGA	FT	FTA	REB	AST	PTS
Jefferson	43	23	7	4	6	3	40	35.0	10.8	2.1	0.92	1.7	1.08	21.8	19	32C	14	17	26	77	40T
Walker	45	10	16	5	6	4	34	35.8	4.2	6.1	1.18	2.3	0.44	17.7	13	26	12C	13	10T	16C	35
Henderson	40	9	7	2	5	2	30	32.0	4.0	2.6	0.66	1.5	0.42	14.0	13	24	15	17	10	8	35
Neal (TOT)	33	6	5	2	5	0	23	21.4	1.7	1.6	0.35	1.2	0.00	10.5	11	20	7	10	8	7	29
Neal (CHA)	33	6	5	2	3	0	19	23.0	1.8	1.7	0.50	1.1	0.00	11.2							
Sessions	38	5	13	3	5	2	23	23.7	2.1	3.7	0.60	1.7	0.11	10.5	13	21	18	21	10	24	44
McRoberts	44	11	13	4	3	3	24	30.3	4.8	4.3	0.74	1.1	0.59	8.5	8T	16C	7	9	16	13C	24C
Taylor	37	8	2	3	4	1	20	24.2	2.3	0.8	0.50	1.0	0.19	8.0	9C	18C	4T	7C	8T	4	20C
Kidd-Gilchrist	37	12	3	2	5	3	16	24.2	5.2	0.8	0.69	1.0	0.63	7.2	11	17	9	10T	14	6	25
Douglas-Roberts	35	9	4	3	3	2	20	20.7	2.4	1.0	0.59	0.7	0.33	6.9	13	25	12	14	12	7	31
Tolliver	38	8	5	2	2	2	22	20.3	2.6	0.7	0.30	0.4	0.23	6.1	14	22	11	12	21	6	34
Zeller	37	11	5	2	4	3	15	17.3	4.3	1.1	0.49	1.1	0.50	6.0	6C	12C	8C	10C	11C	5C	15C
Gordon	26	6	5	2	4	1	12	14.7	1.4	1.1	0.53	1.1	0.11	5.2	18	32	19	21	9	9	48
Ridnour (TOT)	43	6	9	3	4	2	16	18.7	1.6	2.9	0.52	1.1	0.13	5.0	13	22	9	9	9	15	32
Ridnour (CHA)	31	3	8	3	4	2	12	15.1	1.4	2.2	0.36	0.8	0.24	4.0							
Pargo	32	4	8	3	3	1	15	8.3	0.7	1.8	0.48	0.9	0.03	4.7	13	24	9	11	12	9	34
Biyombo	40	14	1	1	4	5	11	13.9	4.8	0.1	0.09	0.5	1.12	2.9	6	11	6	12	17	3	14
Adrien	27	13	3	1	3	4	8	10.3	3.5	0.3	0.28	0.3	0.60	2.3	9	17	10	11	17	4	21
Hamilton	4	0	0	1	1	0	0	3.7	0.0	0.0	1.00	1.0	0.00	0.0	2	6	2	2	3	0T	7
Southerland	3	0	0	0	0	0	0	2.8	0.0	0.0	0.00	0.0	0.00	0.0	4	7	1	2	4	0T	10
White	6	1	0	1	0	0	0	5.1	1.0	0.0	0.50	0.0	0.00	0.0	10	15	4	6	11	3	21
BOBCATS	265	58	42	12	22	11	124	242.7	42.7	21.7	6.09	12.3	5.13	96.9	51	112	43	52	64	42C	133
OPPONENTS	265	57	36	11	24	18	134	242.7	43.3	21.0	6.27	13.3	5.06	97.1	54C	100T	38	50	63	40	136



REGULAR SEASON MISC. STATS

DOUBLE-DOUBLES

	PTS/REB	PTS/AST	PTS/BLK	REB/AST	TOTAL
Al Jefferson	42	0	0	0	42
Kemba Walker	1	9	1	0	11
Josh McRoberts	2	0	0	0	2
Bismack Biyombo	1	0	0	0	1
Michael Kidd-Gilchrist	1	0	0	0	1
#Ramon Sessions	0	1	0	0	1
Cody Zeller	1	0	0	0	1
CHARLOTTE TOTALS	48	10	1	0	59
OPPONENTS	51	10	1	0	62

TRIPLE-DOUBLES

Kemba Walker	1
CHARLOTTE TOTAL	1
OPPONENTS	1

DOUBLE-FIGURE SCORING EFFORTS

Al Jefferson	69
Gerald Henderson	63
Kemba Walker	60
#Ramon Sessions	34
Josh McRoberts	31
Chris Douglas-Roberts	18
Gary Neal	15
Anthony Tolliver	15
Cody Zeller	15
Michael Kidd-Gilchrist	14
Jeffery Taylor	8
Jannero Pargo	5
#Ben Gordon	3
Bismack Biyombo	2
Luke Ridnour	2
CHARLOTTE TOTALS	349
OPPONENTS	346

20-PLUS POINTS GAMES

Al Jefferson	45
Kemba Walker	32
Gerald Henderson	11
Ramon Sessions	2
Jeffery Taylor	2
Anthony Tolliver	2
Chris Douglas-Roberts	1
Josh McRoberts	1
CHARLOTTE TOTALS	96
OPPONENTS	80

30-PLUS POINTS GAMES

Al Jefferson	13
Kemba Walker	5
Gerald Henderson	1
CHARLOTTE TOTALS	19
OPPONENTS	15

DOUBLE-FIGURE REBOUNDING EFFORTS

Al Jefferson	43
Bismack Biyombo	6
Josh McRoberts	4
#Jeff Adrien	3
Michael Kidd-Gilchrist	2
Kemba Walker	1
Cody Zeller	1
CHARLOTTE TOTALS	60
OPPONENTS	64

DOUBLE-FIGURE ASSISTS EFFORTS

Kemba Walker	9
Josh McRoberts	3
#Ramon Sessions	3
CHARLOTTE TOTALS	15
OPPONENTS	11

20-PLUS POINTS / 10-PLUS REBOUNDS GAMES

Al Jefferson	29
CHARLOTTE TOTALS	29
OPPONENTS	9

20-PLUS POINTS / 10-PLUS ASSISTS GAMES

Kemba Walker	5
CHARLOTTE TOTALS	5
OPPONENTS	2

denotes player did not finish season with Bobcats

FRONT OFFICE

BALL OPS

PLAYERS

13-14 REVIEW

HISTORY

RECORDS

PLAYOFFS

NBA

MISC.



BOBCATS RECORD WHEN...

	Home	Road	Overall		Home	Road	Overall
Lead at end of the 1st quarter	21-9	13-6	34-15	Make more turnovers than opponent	7-7	10-8	17-15
Trail at end of the 1st quarter	3-7	5-16	8-23	Make fewer turnovers than opponent	14-7	7-15	21-22
Tied at end of the 1st quarter	1-0	0-1	1-1	Make equal turnovers as opponent	4-2	1-0	5-2
Lead at the end of 2nd quarter	19-5	12-6	31-11	Bobcats score less than 80 points	0-1	0-0	0-1
Trail at the end of 2nd quarter	5-10	6-16	11-26	Bobcats score 80-89 points	0-10	2-9	2-19
Tied at the end of 2nd quarter	1-1	0-1	1-2	Bobcats score 90-99 points	10-4	6-9	16-13
Lead at the end of 3rd quarter	23-3	12-4	35-7	Bobcats score 100-109 points	8-1	6-4	14-5
Trail at the end of 3rd quarter	1-13	4-18	5-31	Bobcats score 110-119 points	6-0	3-1	9-1
Tied at the end of 3rd quarter	1-0	2-1	3-1	Bobcats score 120 points or more	1-0	1-0	2-0
Shoot higher FG% than opponent	21-3	12-3	33-6	Opponent scores less than 80 points	1-0	2-0	3-0
Shoot lower FG% than opponent	4-13	6-20	10-33	Opponent scores 80-89 points	9-4	4-3	13-7
Shoot equal FG% as opponent	0-0	0-0	0-0	Opponent scores 90-99 points	11-7	7-5	18-12
Shoot 50% FG or higher	7-0	7-2	14-2	Opponent scores 100-109 points	1-5	5-6	6-11
Shoot lower than 50% FG	18-16	11-21	29-37	Opponent scores 110-119 points	3-0	0-6	3-6
Make more 3-PT FG than opponent	8-3	9-3	17-6	Opponent scores 120 points or more	0-0	0-3	0-3
Make fewer 3-PT FG than opponent	14-12	7-18	21-30	7 players score in double figures	1-1	0-1	1-2
Make equal 3-PT as opponent	3-1	2-2	5-3	6 players score in double figures	6-0	1-0	7-0
Attempt more FT than opponent	20-7	15-11	35-18	5 players score in double figures	2-3	11-9	13-12
Attempt fewer FT than opponent	4-9	3-10	7-19	4 or less score in double figures	16-12	6-13	22-25
Attempt equal FT as opponent	1-0	0-2	1-2	Outscore opponents bench	11-5	10-9	21-14
Outrebound their opponent	13-5	12-6	25-11	Outscored by opponents bench	14-10	7-13	21-23
Outrebounded by their opponent	10-11	6-17	16-28	Score equal to opponents bench	0-1	1-1	1-2
Equal rebounds as opponent	2-0	0-0	2-0	First game of back-to-back	8-2	7-6	15-8
				Second game of back-to-back	5-6	3-9	8-15

BOBCATS STARTING LINEUPS

STARTING FIVE	RECORD	LAST TIME
Kidd-Gilchrist, McRoberts, Jefferson, Henderson, Walker	18-17	Apr. 16
Kidd-Gilchrist, McRoberts, Jefferson, Henderson, Ridnour	1-1	Apr. 12
Kidd-Gilchrist, Zeller, Jefferson, Henderson, Walker	3-0	Apr. 5
Kidd-Gilchrist, McRoberts, Jefferson, Douglas-Roberts, Walker	3-1	Mar. 10
Kidd-Gilchrist, McRoberts, Jefferson, Neal, Walker	0-1	Mar. 3
Kidd-Gilchrist, McRoberts, Jefferson, Henderson, Sessions	4-3	Feb. 1
Douglas-Roberts, McRoberts, Jefferson, Henderson, Walker	1-3	Jan. 11
Tolliver, McRoberts, Jefferson, Henderson, Walker	2-6	Jan. 2
Taylor, McRoberts, Jefferson, Henderson, Walker	5-3	Dec. 20
Kidd-Gilchrist, McRoberts, Biyombo, Henderson, Walker	5-4	Nov. 20
Kidd-Gilchrist, Tolliver, Jefferson, Henderson, Walker	1-0	Nov. 13



TEAM LEADERSHIP

PLAYER	POINTS	REBOUNDS	ASSISTS	STEALS	BLOCKS
# Adrien	4			1	3
Biyombo		9		2	28
Douglas-Roberts	1	1		10	4
# Gordon			1	4	
Haywood					
Henderson	6	4	5	13	13
Jefferson	41	61		19	29
Kidd-Gilchrist	1	5		15	12
McRoberts	3	3	18	14	12
Neal				3	
Pargo			3	4	
Ridnour			1	3	1
# Sessions	2		12	8	2
Taylor	2			3	1
Tolliver	2		1	7	5
Walker	25	2	52	28	12
White				1	
Zeller		5		13	8

denotes player did not finish season with Bobcats

GAMES MISSED DUE TO INJURY / ILLNESS / SUSPENSION — TOTAL: 190

Player	Injury	Record	Games
Bismack Biyombo	Right Ankle Sprain	1-1	12/9, 12/11
Ben Gordon	Illness	1-0	1/29
Brendan Haywood	Stress Fracture, Left Foot	43-39	10/30, 11/1, 11/2, 11/5, 11/6, 11/8, 11/11, 11/13, 11/15, 11/16, 11/18, 11/20, 11/22, 11/23, 11/25, 11/26, 11/29, 12/1, 12/3, 12/6, 12/11, 12/13, 12/14, 12/17, 12/18, 12/20, 12/21, 12/23, 12/27, 12/28, 12/30, 1/1, 1/2, 1/4, 1/7, 1/10, 1/11, 1/14, 1/15, 1/17, 1/18, 1/20, 1/22, 1/24, 1/25, 1/29, 1/31, 2/1, 2/4, 2/8, 2/11, 2/12, 2/18, 2/19, 2/21, 2/22, 2/28, 3/2, 3/3, 3/5, 3/7, 3/8, 3/10, 3/12, 3/14, 3/16, 3/17, 3/19, 3/22, 3/24, 3/26, 3/28, 3/31, 4/2, 4/4, 4/5, 4/9, 4/11, 4/12, 4/14, 4/16
Gerald Henderson	Right Calf Strain	3-2	3/3, 3/5, 3/7, 3/8, 3/10
Al Jefferson	Bone Bruise, Right Ankle	5-4	11/1, 11/2, 11/5, 11/6, 11/8, 11/15, 11/16, 11/18, 11/20
Michael Kidd-Gilchrist	Plantar Fasciitis, Right Foot	1-0	11/29
	Non-Displaced Fracture, Left Hand	7-12	12/6, 12/9, 12/11, 12/13, 12/14, 12/17, 12/18, 12/20, 12/21, 12/23, 12/27, 12/28, 12/30, 1/1, 1/2, 1/4, 1/7, 1/10, 1/11
Josh McRoberts	Personal Reasons	1-0	11/13
	Left Ankle Sprain	3-0	4/2, 4/4, 4/5
Gary Neal	Left Ankle Sprain	1-1	3/26, 3/28
Jeffery Taylor	Left Heel Contusion	1-0	12/9
	Ruptured Right Achilles Tendon	30-25	12/21, 12/23, 12/27, 12/28, 12/30, 1/1, 1/2, 1/4, 1/7, 1/10, 1/11, 1/14, 1/15, 1/17, 1/18, 1/20, 1/22, 1/24, 1/25, 1/29, 1/31, 2/1, 2/4, 2/8, 2/11, 2/12, 2/18, 2/19, 2/21, 2/22, 2/28, 3/2, 3/3, 3/5, 3/7, 3/8, 3/10, 3/12, 3/14, 3/16, 3/17, 3/19, 3/22, 3/24, 3/26, 3/28, 3/31, 4/2, 4/4, 4/5, 4/9, 4/11, 4/12, 4/14, 4/16
Kemba Walker	Left Ankle Sprain	4-3	1/20, 1/22, 1/24, 1/25, 1/29, 1/31, 2/1
	Sore Right Groin	1-1	4/11, 4/12

INACTIVE (without injury): James Southerland (8)

FRONT OFFICE

BALL OPS

PLAYERS

13-14 REVIEW

HISTORY

RECORDS

PLAYOFFS

NBA

MISC.



BOBCATS HIGHS & LOWS

	HIGHS	LOWS
TOTAL PTS	124 (vs. Portland, Mar. 22)	74 (vs. Indiana, Nov. 27)
PTS, 1ST QTR	36 (vs. Philadelphia, Dec. 6)	11 (vs. Indiana, Nov. 27)
PTS, 2ND QTR	36 (vs. Portland, Mar. 22)	13 (at Utah, Dec. 30)
PTS, 3RD QTR	33 (at TOR/vs. DET, Dec. 18/Feb. 19)	13 (at L.A. Clippers, Jan. 1)
PTS, 4TH QTR	41 (at Detroit, Dec. 20)	12 (vs. Brooklyn, Nov. 20)
PTS, 1ST HALF	69 (vs. Portland, Mar. 22)	33 (at Cleveland, Nov. 15)
PTS, 2ND HALF	72 (at Detroit, Dec. 20)	29 (at L.A. Clippers, Jan. 1)
PTS, OVERTIME	15 (at Atlanta, Dec. 28*)	6 (vs. Miami, Jan. 18*)
FGM	49 (vs. Portland, Mar. 22)	26 (vs. Indiana, Nov. 27)
FGA	104 (at Atlanta, Dec. 28*)	65 (vs. Toronto, Jan. 20)
FG%	.574 (at Milwaukee, Mar. 16)	.313 (vs. Indiana, Nov. 27)
3-PT FGM	12 (Four Times, MR: at Philadelphia, Apr. 2)	2 (Three Times, MR: at L.A. Lakers, Jan. 31)
3-PT FGA	27 (vs. MIA/at BKN, Nov. 16/Feb. 12)	9 (vs. BOS/vs. IND, Nov. 25/Nov. 27)
FTM	34 (at New York, Nov. 5)	5 (vs. L.A. Lakers, Dec. 14)
FTA	42 (at NYK/at DEN, Nov. 5/Jan. 29)	8 (vs. L.A. Lakers, Dec. 14)
FT%	.955 (at L.A. Clippers, Jan. 1)	.467 (at Brooklyn, Feb. 12)
OFF REBS	17 (vs. Brooklyn, Nov. 20)	2 (vs. TOR/ at OKC, Jan. 20/Mar. 2)
DEF REBS	46 (at DEN/at CLE, Jan. 29/Apr. 5*)	24 (vs. BKN/at POR, Nov. 20/Jan. 2)
TOTAL REBS	58 (at Cleveland, Apr. 5*)	29 (at Oklahoma City, Mar. 2)
ASSISTS	42 (vs. Dallas, Feb. 11)	11 (at Dallas, Dec. 3)
STEALS	12 (Three Times, MR: at Boston, Apr. 11)	1 (Three Times, MR: at Philadelphia, Apr. 2)
TURNOVERS	22 (at New York, Nov. 5)	5 (vs. NYK/vs. POR, Jan. 14/Mar. 22)
BLOCKED SHOTS	11 (vs. Detroit, Feb. 19)	0 (vs. ATL/at MIA, Nov. 11/Mar. 3)
POINTS IN THE PAINT	64 (at L.A. Lakers, Jan. 31)	22 (vs. Washington, Jan. 7)
SECOND CHANCE POINTS	25 (at New York, Nov. 5)	0 (vs. Toronto, Jan. 20)
FAST BREAK POINTS	28 (at Minnesota, Jan. 10)	2 (Five Times, MR: at Atlanta, Apr. 14)

OPPONENTS HIGHS & LOWS

	HIGHS	LOWS
TOTAL PTS	134 (at Portland, Jan. 2)	72 (at Milwaukee, Nov. 23)
PTS, 1ST QTR	39 (at Portland, Jan. 2)	8 (vs. Indiana, Mar. 5)
PTS, 2ND QTR	40 (vs. Washington, Mar. 31)	12 (at Cleveland, Apr. 5)
PTS, 3RD QTR	38 (at Miami, Mar. 3)	12 (at Milwaukee, Nov. 23)
PTS, 4TH QTR	39 (vs. Indiana, Nov. 27)	13 (at Atlanta, Apr. 14)
PTS, 1ST HALF	70 (at Portland, Jan. 2)	32 (vs. New Orleans, Feb. 21)
PTS, 2ND HALF	70 (vs. Golden State, Dec. 9)	33 (at Milwaukee, Nov. 23)
POINTS, OVERTIME	17 (at Atlanta, Dec. 28*)	1 (at Washington, Apr. 9*)
FGM	54 (at Portland, Jan. 2)	27 (at Chicago, Nov. 18)
FGA	100 (at Denver, Jan. 29)	67 (vs. Brooklyn, Nov. 20)
FG%	.581 (at Portland, Jan. 2)	.312 (at Golden State, Feb. 4)
3-PT FGM	21 (at Portland, Jan. 2)	1 (at Washington, Apr. 9*)
3-PT FGA	39 (at Atlanta, Dec. 28*)	11 (vs. Orlando, Apr. 4)
FTM	28 (at Atlanta, Dec. 28*)	5 (vs. NYK/at POR, Nov. 8/Jan. 2)
FTA	38 (vs. Phoenix, Nov. 22)	7 (at POR/vs. ATL, Jan. 2/Mar. 17)
FT%	1.000 (Four Times, MR: at Boston, Apr. 11)	.550 (at Philadelphia, Jan. 15)
OFF REBS	19 (at Orlando, Mar. 28*)	3 (vs. Brooklyn, Mar. 26*)
DEF REBS	46 (at Atlanta, Dec. 28*)	22 (at NYK/at MIL, Nov. 5/Mar. 16)
TOTAL REBS	57 (vs. IND/at ORL, Nov. 27/Mar. 28*)	31 (vs. Detroit, Feb. 19)
ASSISTS	36 (at L.A. Clippers, Jan. 1)	12 (at New York, Nov. 5)
STEALS	11 (at NYK/vs. CHI, Nov. 5/Jan. 25)	0 (vs. Indiana, Mar. 5)
TURNOVERS	24 (at Philadelphia, Jan. 15)	5 (at New York, Jan. 24)
BLOCKED SHOTS	18 (at New Orleans, Nov. 2)	1 (Three Times, MR: vs. Philadelphia, Apr. 12)
POINTS IN THE PAINT	60 (at Memphis, Mar. 8)	24 (at ORL/vs. IND, Jan. 17/Mar. 5)
SECOND CHANCE POINTS	28 (vs. Toronto, Jan. 20)	2 (at Cleveland, Nov. 15)
FAST BREAK POINTS	21 (at Boston, Nov. 13)	0 (vs. L.A. Lakers, Dec. 14)

*Denotes number of overtime periods



INDIVIDUAL GAME HIGHS

BOBCATS

POINTS	40	Al Jefferson (at L.A. Lakers, Jan. 31)
MINS	44:59	Kemba Walker (vs. Brooklyn, Mar. 26*)
FGM	18	Al Jefferson (at Miami, Mar. 3)
	18	Al Jefferson (at L.A. Lakers, Jan. 31)
FGA	32	Al Jefferson (at L.A. Lakers, Jan. 31)
3-PT FGM	6	Josh McRoberts (at Orlando, Mar. 28*)
3-PT FGA	12	Josh McRoberts (at Orlando, Mar. 28*)
FTM	12	Ramon Sessions (at New Orleans, Nov. 2)
	12	Kemba Walker (vs. Denver, Mar. 10)
FTA	16	Ramon Sessions (at New Orleans, Nov. 2)
OFF REBS	7	Jeff Adrien (at New Orleans, Nov. 2)
DEF REBS	19	Al Jefferson (at Atlanta, Dec. 28*)
TOTAL REBS	23	Al Jefferson (at Atlanta, Dec. 28*)
ASSISTS	16	Kemba Walker (vs. Detroit, Feb. 19)
STEALS	5	Kemba Walker (at Cleveland, Nov. 15)
BLOCKS	5	Bismack Biyombo (vs. Detroit, Feb. 19)
TURNOVERS	6	4 Times (MR: Al Jefferson at Milwaukee, Mar. 16)

OPPONENTS

POINTS	62	Carmelo Anthony (at New York, Jan. 24)
MINS	46:02	Klay Thompson (vs. Golden State, Dec. 9)
FGM	23	Carmelo Anthony (at New York, Jan. 24)
FGA	35	Carmelo Anthony (at New York, Jan. 24)
3-PT FGM	8	LeBron James (at Miami, Mar. 3)
3-PT FGA	16	Stephen Curry (vs. Golden State, Dec. 9)
FTM	12	Paul Millsap (at Atlanta, Dec. 28*)
	12	DeMarcus Cousins (vs. Sacramento, Dec. 17)
FTA	15	DeMarcus Cousins (vs. Sacramento, Dec. 17)
OFF REBS	11	Andre Drummond (at Detroit, Feb. 18)
DEF REBS	20	Dwight Howard (at Houston, Oct. 30)
TOTAL REBS	26	Dwight Howard (at Houston, Oct. 30)
ASSISTS	14	Chris Paul (at L.A. Clippers, Jan. 1)
	14	Brandon Knight (vs. Milwaukee, Dec. 23*)
STEALS	6	Anthony Davis (at New Orleans, Nov. 2)
BLOCKS	6	3 Times (MR: John Henson vs. MIL, Dec. 23*)
TURNOVERS	7	Kobe Bryant (vs. L.A. Lakers, Dec. 14)

*Denotes Number of Overtime Periods

INDIVIDUAL HIGH GAMES

Player	Minutes	Field Goals	Free Throws	Offensive	Rebounds Defensive	Total	Assists	Steals	Turnovers	Blocks	Points
JEFF ADRIEN	27 NOV. 18 at Chi.	4 NOV. 2 at N.O.	3 (3) NOV. 22 vs Phoe.	7C NOV. 2 at N.O.	6 (3) NOV. 23 at Milw.	13 NOV. 2 at N.O.	3 NOV. 18 at Chi.	1 (7) FEB. 1 at Phoe.	3 JAN. 15 at Phil.	4C NOV. 18 at Chi.	8 NOV. 2 at N.O.
BISMACK BIYOMBO	40 NOV. 6 vs Tor.	5 (2) FEB. 11 vs Dall.	4 (2) JAN. 10 at Minn.	4 (5) APR. 5 at Clev.	10 (2) NOV. 29 vs Milw.	14 NOV. 29 vs Milw.	1 (8) APR. 14 at Atl.	1 (7) APR. 16 vs Chi.	4 NOV. 5 at N.Y.	5 FEB. 19 vs Det.	11 NOV. 1 vs Clev.
CHRIS DOUGLAS-ROBERTS	35 JAN. 4 at Sac.	7 MAR. 31 vs Wash.	6 (2) APR. 11 at Bos.	3 MAR. 26 vs Brk.	8 MAR. 7 vs Clev.	9 MAR. 7 vs Clev.	4 APR. 2 at Phil.	3T MAR. 5 vs Ind.	3 (2) APR. 5 at Clev.	2 DEC. 23 vs Milw.	20 JAN. 2 at Port.
BEN GORDON	26 DEC. 17 vs Sac.	5 DEC. 14 vs LA-L	4 NOV. 29 vs Milw.	2 FEB. 22 vs Mem.	5 DEC. 11 vs Orl.	6 DEC. 11 vs Orl.	5 DEC. 11 vs Orl.	2 DEC. 9 vs G.S.	4 DEC. 17 vs Sac.	1 (2) DEC. 21 vs Utah	12 DEC. 9 vs G.S.
JUSTIN HAMILTON	4 MAR. 8 at Mem.	0	0	0 MAR. 8 at Mem.	0 MAR. 8 at Mem.	0	OT	1	1	OT	0
GERALD HENDERSON	40 (2) MAR. 28 at Orl.	11 (2) DEC. 28 at Atl.	11 JAN. 17 at Orl.	3 NOV. 13 at Bos.	8 (5) MAR. 22 vs Port.	9 (2) NOV. 13 at Bos.	7 FEB. 18 at Det.	2 (8) JAN. 31 at LA-L	5T NOV. 29 vs Milw.	2 (7) APR. 12 vs Phil.	30 JAN. 11 at Chi.
AL JEFFERSON	43 (2) APR. 9 at Wash.	18 (2) MAR. 3 at Miami	9 JAN. 29 at Den.	6 (4) APR. 16 vs Chi.	19 DEC. 28 at Atl.	23 DEC. 28 at Atl.	7T (2) FEB. 18 at Det.	4T (2) MAR. 28 at Orl.	6 MAR. 16 at Milw.	3 (7) MAR. 7 vs Clev.	40T JAN. 31 at LA-L
MICHAEL KIDD-GILCHRIST	37 NOV. 1 vs Clev.	6 (5) NOV. 15 at Clev.	7 NOV. 22 vs Phoe.	6C FEB. 8 vs S.A.	9 MAR. 12 at Wash.	12 (2) MAR. 12 at Wash.	3 (5) APR. 14 at Atl.	2 (8) APR. 9 at Wash.	5T NOV. 20 vs Brk.	3 (2) NOV. 8 vs N.Y.	16 (3) NOV. 15 at Clev.
JOSH MCROBERTS	44C DEC. 18 at Tor.	8T MAR. 28 at Atl.	5 FEB. 18 at Det.	4 (2) MAR. 26 vs Wash.	9 (3) FEB. 18 at Det.	11 JAN. 4 at Sac.	13C FEB. 11 vs Dall.	4C JAN. 10 at Minn.	3 (5) APR. 12 vs Phil.	3 (2) FEB. 21 vs Orl.	24C MAR. 28 at Orl.
GARY NEAL Mil.-Cha.	33 MAR. 3 at Miami	8 (2) FEB. 12 vs N.O.	6 (2) MAR. 16 at Milw.	2T FEB. 8 vs Hou.	5 (2) MAR. 31 vs Wash.	6 MAR. 31 vs Wash.	5 (2) MAR. 3 at Miami	2 (2) APR. 16 vs Chi.	5 NOV. 15 at Ind.	0	23 NOV. 6 vs Clev.
GARY NEAL Cha.	33 MAR. 3 at Miami	7 MAR. 10 vs Den.	6 (2) MAR. 16 at Milw.	1 (2) MAR. 31 vs Wash.	5 MAR. 31 vs Wash.	6 MAR. 31 vs Wash.	5 MAR. 3 at Miami	2 APR. 16 vs Chi.	3 (2) MAR. 31 vs Wash.	0	19 (2) MAR. 14 vs Minn.
JANNERO PARGO	32 JAN. 24 at N.Y.	5 (3) FEB. 1 at Phoe.	2 (3) FEB. 19 vs Det.	1 APR. 2 at Phil.	4 APR. 12 vs Phil.	4 APR. 12 vs Phil.	8 JAN. 24 at N.Y.	3 APR. 11 at Bos.	3 (4) FEB. 1 at Phoe.	1 FEB. 21 vs N.O.	15 JAN. 25 vs Chi.



2013-14 STATS

INDIVIDUAL HIGH GAMES

Player	Minutes	Field Goals	Free Throws	Offensive	Rebounds Defensive	Total	Assists	Steals	Turnovers	Blocks	Points
LUKE RIDNOUR Mil.-Cha.	43 JAN. 15 vs Mem.	6 (3) JAN. 11 at OKC.	4 JAN. 2 at Utah	2 (2) MAR. 8 at Mem.	6 JAN. 15 vs Mem.	6 JAN. 15 vs Mem.	9 (2) JAN. 15 vs Mem.	3 (2) APR. 11 at Bos.	4 MAR. 7 vs Cleve.	2 MAR. 22 vs Port.	16 JAN. 11 at OKC.
LUKE RIDNOUR Cha.	31 (2) APR. 12 vs Phil.	5 APR. 14 at Atl.	2 (2) APR. 12 vs Phil.	2 MAR. 8 at Mem.	3 MAR. 17 vs Atl.	3 (5) MAR. 26 vs Brk.	8 APR. 12 vs Phil.	3 APR. 11 at Bos.	4 MAR. 7 vs Cleve.	2 MAR. 22 vs Port.	12 APR. 12 vs Phil.
RAMON SESSIONS	38 JAN. 18 vs Miami	6 (6) FEB. 18 at Det.	12 NOV. 2 at N.O.	2 (4) JAN. 15 at Phil.	4 (3) JAN. 31 at LA-L	5 DEC. 18 at Tor.	13 JAN. 31 at LA-L	3 (2) DEC. 20 at Det.	5 JAN. 18 vs Miami	27 NOV. 29 vs Milw.	23 JAN. 20 vs Tor.
JAMES SOUTHERLAND	3 NOV. 29 vs Milw.	0	0	OT	0	0	OT	0	0	0	0
JEFF TAYLOR	37 DEC. 6 vs Phil.	9C NOV. 18 at Chi.	4T NOV. 13 at Bos.	3T DEC. 6 vs Phil.	6C NOV. 11 vs Atl.	8T DEC. 6 vs Phil.	2 (5) DEC. 17 vs Sac.	3 DEC. 14 vs LA-L	4T DEC. 1 at Miami	1 (5) DEC. 18 at Tor.	20C(2) DEC. 6 vs Phil.
ANTHONY TOLLIVER	38 DEC. 28 at Atl.	8 JAN. 10 at Min.	5 FEB. 11 vs Dall.	4 FEB. 12 at Brk.	7 APR. 2 at Phil.	8 APR. 2 at Phil.	5 APR. 2 at Phil.	2 NOV. 8 vs N.Y.	2 DEC. 30 at Utah	2 MAR. 7 vs Cleve.	22 FEB. 11 vs Dall.
KEMBA WALKER	45 MAR. 26 vs Brk.	12 (3) JAN. 4 at Sac.	12C MAR. 10 vs Den.	3 DEC. 21 vs Utah	9C DEC. 23 vs Milw.	10T APR. 4 vs Orl.	16C FEB. 19 vs Det.	5 NOV. 15 at Cleve.	6 (3) DEC. 18 at Tor.	4C DEC. 11 vs Orl.	34 DEC. 20 at Det.
D.J. WHITE	6 APR. 2 at Phil.	0	0 APR. 2 at Phil.	0 APR. 2 at Phil.	1 (2) MAR. 22 vs Port.	1 (2)	0	1	0	0	0
CODY ZELLER	37C APR. 5 at Cleve.	6C DEC. 23 vs Milw.	8C APR. 12 vs Phil.	5C MAR. 22 vs Port.	8C APR. 5 at Cleve.	11C APR. 5 at Cleve.	5C MAR. 3 at Miami	2C(9) MAR. 3 at Miami	4C(2) DEC. 27 vs OKC.	3C FEB. 19 vs Det.	15C MAR. 31 vs Wash.
BOBCATS High Games	265 (9) APR. 16 vs Chi.	49 MAR. 22 vs Port.	34 NOV. 5 at N.Y.	17 NOV. 20 vs Brk.	46 (2) APR. 5 at Cleve.	58 APR. 5 at Cleve.	42 FEB. 11 vs Dall.	12 (3) APR. 11 at Bos.	22 NOV. 5 at N.Y.	11 FEB. 19 vs Det.	124 MAR. 22 vs Port.
BOBCATS Low Games	240 (73) APR. 14 at Atl.	26 NOV. 27 vs Ind.	5 DEC. 14 vs LA-L	2 (2) MAR. 2 at OKC.	24 (2) JAN. 2 at Port.	29 MAR. 2 at OKC.	11 DEC. 3 at Dall.	1 (3) APR. 2 at Phil.	5 (2) MAR. 22 vs Port.	0 (2) MAR. 3 at Miami	74 NOV. 27 vs Ind.
OPPONENTS High Games	265 (9) APR. 16 vs Chi.	54 JAN. 2 at Port.	28 DEC. 28 at Atl.	19 MAR. 28 at Orl.	46 DEC. 28 at Atl.	57 (2) MAR. 28 at Orl.	36 JAN. 1 at LA-C	11 (2) JAN. 25 vs Chi.	24 JAN. 15 at Phil.	18 NOV. 2 at N.O.	134 JAN. 2 at Port.
OPPONENTS Low Games	240 (73) APR. 14 at Atl.	27 NOV. 18 at Chi.	5 (2) JAN. 2 at Port.	3 MAR. 26 vs Brk.	22 (2) MAR. 16 at Milw.	31 FEB. 19 vs Det.	12 NOV. 5 at N.Y.	0 MAR. 5 vs Ind.	5 JAN. 24 at N.Y.	1 (3) APR. 12 vs Phil.	72 NOV. 23 at Milw.

"C" indicates a new career-high, "T" a tied career-high.

Numbers in parentheses indicate the number of games in which a player or team has reached a given total (if more than one).

FRONT OFFICE

BBALL OPS

PLAYERS

13-14 REVIEW

HISTORY

RECORDS

PLAYOFFS

NBA

MISC.

HISTORY





HISTORY

YEAR-BY-YEAR WIN-LOSS RECORDS

Year	Coach	W-L	Pct.	Playoffs	Pct.	Finish
1988-89	Dick Harter	20-62	.244	----	----	Sixth, Atlantic Division
1989-90	Dick Harter (8-32) Gene Littles (11-31)	19-63	.232	----	----	Seventh, Midwest Division
1990-91	Gene Littles	26-56	.317	----	----	Seventh, Central Division
1991-92	Allan Bristow	31-51	.378	----	----	Seventh, Central Division
1992-93	Allan Bristow	44-38	.537	4-5	.444	Third, Central Division
1993-94	Allan Bristow	41-41	.500	----	----	Fifth, Central Division
1994-95	Allan Bristow	50-32	.610	1-3	.250	Second, Central Division
1995-96	Allan Bristow	41-41	.500	----	----	Sixth, Central Division
1996-97	Dave Cowens	54-28	.659	0-3	.000	Fourth, Central Division
1997-98	Dave Cowens	51-31	.622	4-5	.444	Third, Central Division
1998-99	Dave Cowens (4-11) Paul Silas (22-13)	26-24	.520	----	----	Fifth, Central Division
1999-00	Paul Silas	49-33	.598	1-3	.250	Second, Central Division
2000-01	Paul Silas	46-36	.561	6-4	.600	Third, Central Division
2001-02	Paul Silas	44-38	.537	4-5	.444	Second, Central Division
2004-05	Bernie Bickerstaff	18-64	.220	----	----	Fourth, Southeast Division
2005-06	Bernie Bickerstaff	26-56	.317	----	----	Fourth, Southeast Division
2006-07	Bernie Bickerstaff	33-49	.402	----	----	Fourth, Southeast Division
2007-08	Sam Vincent	32-50	.390	----	----	Fourth, Southeast Division
2008-09	Larry Brown	35-47	.427	----	----	Fourth, Southeast Division
2009-10	Larry Brown	44-38	.537	0-4	.000	Fourth, Southeast Division
2010-11	Larry Brown (9-19) Paul Silas (25-29)	34-48	.415	----	----	Fourth, Southeast Division
2011-12	Paul Silas	7-59	.106	----	----	Fifth, Southeast Division
2012-13	Mike Dunlap	21-61	.256	----	----	Fourth, Southeast Division
2013-14	Steve Clifford	43-39	.524	0-4	.000	Third, Southeast Division

FRONT OFFICE

BBALL OPS

PLAYERS

13-14 REVIEW

HISTORY

RECORDS

PLAYOFFS

NBA

MISC.



ALL-TIME HEAD COACHES

Coach	Years	Regular Season		Playoffs	
		Record	Pct.	Record	Pct.
Dick Harter	1988-90*	28-94	.230	0-0	---
Gene Littles	1990-91*	37-87	.298	0-0	----
Allan Bristow	1991-96	207-203	.505	5-8	.384
Dave Cowens	1996-99**	109-70	.609	4-8	.333
Paul Silas	1998-02**	161-120	.573	11-12	.478
Bernie Bickerstaff	2004-07	77-169	.456	0-0	----
Sam Vincent	2007-08	32-50	.390	0-0	----
Larry Brown	2008-10***	88-104	.458	0-4	.000
Paul Silas	2010-12***	32-88	.267	0-0	----
Mike Dunlap	2012-13	21-61	.256	0-0	----
Steve Clifford	2013-present	43-39	.524	0-4	.000

* denotes Harter stepped down and Littles was named interim head coach on January 31, 1990

** denotes Cowens stepped down and Silas was named interim head coach on March 7, 1999

*** denotes Brown stepped down and Silas was named interim head coach on December 22, 2010

ALL-TIME ASSOCIATE HEAD COACHES

Patrick Ewing

2013-present

ALL-TIME ASSISTANT COACHES

Johnny Bach	1994-96	Gene Littles	1988-90
Ed Badger	1988-90	Paul Mokeski	2007-08
Bob Beyer	2013-14	Tom Nissalke	1990-91
John-Blair Bickerstaff	2004-07	Charles Oakley	2010-11
Jeff Bower	1999-00	Mark Osovski	1996-2000
Gary Brokaw	2004-06	John Outlaw	2004-07
Herb Brown	2008-10	Mike Pratt	1989-91
Rick Brunson	2012-13	Mark Price	2013-present
Jeff Capel	2004-10	Lee Rose	1996-01
Bob Donewald Jr.	2001-02	Lee Rose	2007-08
T.R. Dunn	1991-97	Mike Sanders	2007-08
Jerry Eaves	1999-01	Paul Silas	1997-99
Phil Ford	2007-10	Stephen Silas	2000-02
Dave Hanners	2008-10	Stephen Silas	2010-present
Bill Hanzlik	1991-96	LaSalle Thompson	2008-10
Brian Hill	2001-02	Bob Weiss	2013-present
Gary Kloppenberg	2004-07	Rob Werdann	2010-12
Dan Leibovitz	2012-13	Brian Winters	2012-13
Ralph Lewis	2010-12		

FRONT OFFICE

BALL OPS

PLAYERS

13-14 REVIEW

HISTORY

RECORDS

PLAYOFFS

NBA

MISC.



2012-13 FINAL ROSTER

FRONT OFFICE

BBALL OPS

PLAYERS

13-14 REVIEW

HISTORY

RECORDS

PLAYOFFS

NBA

MISC.



Record: 21-61	Home: 15-26	Road: 6-35	Overtime: 3-1	Eastern: 18-34	Western: 3-27		
No.	Player	Pos.	Ht.	Wt.	Birthdate	From	Yrs Pro
4	Jeff Adrien	F	6-7	245	2/10/86	Connecticut/USA	2
0	Bismack Biyombo	F/C	6-9	245	8/28/92	Fuenlabrada (Spain)/Dem. Rep. of Congo	1
2	DeSagana Diop	C	7-0	280	1/30/82	Oak Hill Academy (VA)/Senegal	11
8	Ben Gordon	G	6-3	200	4/4/83	Connecticut/England	8
33	Brendan Haywood	C	7-0	263	11/27/79	North Carolina/USA	11
9	Gerald Henderson	G	6-5	215	12/9/87	Duke/USA	3
14	Michael Kidd-Gilchrist	F	6-7	232	9/26/93	Kentucky/USA	R
11	Josh McRoberts	F	6-10	240	2/28/87	Duke/USA	5
22	Byron Mullens	F/C	7-0	275	2/14/89	Ohio State/USA	3
5	Jannero Pargo	G	6-1	185	10/22/79	Arkansas/USA	8
7	Ramon Sessions	G	6-3	190	4/11/86	Nevada/USA	5
44	Jeffery Taylor	F	6-7	225	5/23/89	Vanderbilt/Sweden	R
12	Tyrus Thomas	F	6-10	225	8/17/86	Louisiana State/USA	6
15	Kemba Walker	G	6-1	184	5/8/90	Connecticut/USA	1
55	Reggie Williams	G	6-6	205	9/14/86	Virginia Military Institute/USA	3

Head Coach: Mike Dunlap (Loyola Marymount)

Assistant Coaches: Brian Winters (South Carolina), Rick Brunson (Temple), Stephen Silas (Brown), Dan Leibovitz (Pennsylvania)

Head Athletic Trainer: Steve Stricker (Iowa State)

Strength & Conditioning Coach: Matt Friia (Ithaca)

Assistant Athletic Trainer: Dennis Williams (South Carolina)

Player	G	GS	MIN	FG	FGA	PCT	3FG	FGA	PCT	FT	FTA	PCT	OFF	DEF	TOT	AST	PF	DQ	STL	TO	BLK	PTS	AVG
Walker	82	82	2859	526	1244	.423	107	332	.322	296	371	.798	60	223	283	471	153	1	160	200	31	1455	17.7
Henderson	68	58	2133	382	855	.447	33	100	.330	258	313	.824	55	195	250	177	149	0	68	108	34	1055	15.5
Sessions	61	0	1652	276	676	.408	33	107	.308	291	347	.839	27	142	169	230	91	0	48	104	7	876	14.4
Gordon	75	0	1560	310	760	.408	113	292	.387	107	127	.843	18	112	130	141	134	2	35	136	16	840	11.2
Mullens	53	41	1428	217	563	.385	66	208	.317	64	99	.646	71	266	337	81	110	0	34	74	32	564	10.6
Kidd-Gilchrist	78	77	2025	281	613	.458	2	9	.222	140	187	.749	131	324	455	117	164	1	54	101	70	704	9.0
Warrick	27	14	482	66	163	.405	0	3	.000	58	86	.674	21	68	89	25	37	0	12	29	6	190	7.0
Pargo (TOT)	32	0	507	78	212	.368	39	116	.336	12	13	.923	10	25	35	67	42	0	18	41	3	207	6.5
Pargo (CHA)	18	0	292	57	142	.401	29	76	.382	8	9	.889	9	13	22	34	26	0	15	28	2	151	8.4
Taylor	77	29	1507	172	399	.431	53	154	.344	75	103	.728	51	99	150	63	136	1	47	48	15	472	6.1
McRoberts (TOT)	67	22	1487	156	343	.455	24	84	.286	65	85	.765	93	232	325	141	131	2	32	66	27	401	6.0
McRoberts (CHA)	26	19	802	96	190	.505	7	29	.241	43	55	.782	52	136	188	71	66	2	22	38	15	242	9.3
Biyombo	80	65	2186	156	346	.451	0	0	---	74	142	.521	194	388	582	35	195	1	28	82	143	386	4.8
Thomas	26	2	360	48	136	.353	3	8	.375	26	31	.839	16	44	60	19	51	0	14	17	15	125	4.8
Adrien	52	5	713	72	168	.429	0	2	.000	65	100	.650	68	128	196	36	80	0	18	32	27	209	4.0
Williams	40	0	380	57	132	.432	22	72	.306	10	21	.476	8	43	51	39	19	0	12	19	1	146	3.7
Haywood	61	17	1162	93	216	.431	0	1	.000	30	66	.455	125	165	290	29	125	0	16	50	49	216	3.5
Higgins	6	0	32	6	19	.316	1	5	.200	1	2	.500	1	2	3	5	5	0	3	0	0	14	2.3
Diop	22	1	226	8	27	.296	0	1	.000	0	1	.000	10	41	51	13	19	0	5	8	16	16	0.7
Carroll	1	0	6	0	0	---	0	0	---	0	0	---	0	0	0	1	1	0	0	0	0	0	0.0
BOBCATS	82	--	19805	2823	6649	.425	469	1399	.335	1546	2060	.750	917	2389	3306	1587	1561	8	591	1153	479	7661	93.4
OPPONENTS	82	--	19805	3185	6762	.471	716	1847	.388	1332	1784	.747	971	2645	3616	2071	1746	12	569	1152	565	8418	102.7



G	Date	Score	Opp	W/L	Record	Atten.	Streak	Charlotte		Opponent
								High Scorer	High Rebounder	High Scorer
1	11/2	90-89	IND	W	1-0	19,124	W1	Walker (30)	Haywood (9)	Stephenson (15)
2	11/3	99-126	@DAL	L	1-1	19,490	L1	Sessions (22)	Haywood (11)	Mayo (30)
3	11/7	110-117	PHO	L	1-2	13,905	L2	Mullens (24)	Kidd-Gilchrist/Mullens (8)	Brown (24)
4	11/9	99-107	@NOH	L	1-3	12,668	L3	Gordon (34)	Biyoum (13)	Anderson (25)
5	11/10	*101-97	DAL	W	2-3	15,763	W1	Walker (26)	Mullens (14)	Mayo (22)
6	11/13	92-76	WAS	W	3-3	11,139	W2	Sessions (21)	Haywood (11)	Ariza (19)
7	11/14	89-87	@MIN	W	4-3	12,272	W3	Walker (22)	Mullens (15)	Kirilenko (26)
8	11/17	87-94	MEM	L	4-4	16,541	L1	Mullens (18)	Mullens (9)	Conley (20)
9	11/19	102-98	MIL	W	5-4	11,248	W1	Sessions (23)	Haywood (11)	Ellis (31)
10	11/21	98-97	TOR	W	6-4	15,240	W2	Walker (19)	Mullens/Biyoum (8)	Bargnani(25)
11	11/23	91-101	ATL	L	6-5	17,868	L1	Sessions (22)	Mullens (8)	Horford (26)
12	11/24	**108-106	@WAS	W	7-5	13,077	W1	Mullens (27)	Mullens/Kidd-Gilchrist (8)	Webster (21)
13	11/26	69-114	@OKC	L	7-6	18,202	L1	Taylor (10)	Diop (9)	Durant (18)
14	11/28	91-94	@ATL	L	7-7	10,162	L2	Gordon (26)	Haywood (11)	Smith (17)
15	11/30	98-104	PHI	L	7-8	13,202	L3	Gordon (19)	Kidd-Gilchrist (8)	Turner (25)
16	12/3	*112-118	POR	L	7-9	12,640	L4	Gordon (29)	Mullens (12)	Aldridge (25)
17	12/5	98-100	NYK	L	7-10	18,097	L5	Walker (25)	Biyoum (12)	Anthony (23)
18	12/7	93-108	@MIL	L	7-11	13,371	L6	Henderson (19)	Kidd-Gilchrist (11)	Ilyasova (21)
19	12/8	102-132	SAS	L	7-12	17,321	L7	Walker (23)	Biyoum (8)	Green (23)
20	12/10	96-104	GSW	L	7-13	13,169	L8	Walker (24)	Biyoum (11)	Curry (27)
21	12/12	94-100	LAC	L	7-14	16,786	L9	Mullens (19)	Biyoum (9)	Griffin/Barnes/Paul (19)
22	12/13	90-113	@ATL	L	7-15	13,090	L10	Henderson (17)	Kidd-Gilchrist/Biyoum(6)	Harris (20)
23	12/15	98-107	ORL	L	7-16	16,217	L11	Walker (32)	Biyoum (9)	Davis/Affalo (20)
24	12/18	100-101	@LAL	L	7-17	18,997	L12	Walker (28)	Mullens (17)	Bryant (30)
25	12/19	104-121	@PHX	L	7-18	13,308	L13	Walker (27)	Kidd-Gilchrist (12)	Brown (26)
26	12/21	100-115	@GSW	L	7-19	19,596	L14	Henderson (23)	Biyoum (14)	Curry (27)
27	12/22	88-110	@DEN	L	7-20	17,555	L15	Sessions (23)	Mullens (14)	Koufos (16)
28	12/26	92-105	MIA	L	7-21	19,602	L16	Walker (27)	Biyoum (10)	Wade (29)
29	12/28	81-97	NOH	L	7-22	17,732	L17	Warrick (13)	Haywood (8)	Lopez (26)
30	12/29	95-98	BKN	L	7-23	18,110	L18	Kidd-Gilchrist (22)	Gordon (10)	Gordon (24)
31	12/31	91-81	@CHI	W	8-23	21,986	W1	Walker (18)	Biyoum (11)	Deng (20)
32	1/4	104-106	CLE	L	8-24	15,576	L1	Gordon (27)	Kidd-Gilchrist (9)	Iving (33)
33	1/6	108-101	@DET	W	9-24	11,963	W1	Walker (20)	Biyoum (17)	Prince (21)
34	1/9	102-112	UTA	L	9-25	13,347	L1	Gordon (20)	Kidd-Gilchrist/Warrick (8)	Jefferson (26)
35	1/11	78-99	@TOR	L	9-26	14,373	L2	Kidd-Gilchrist/Walker/Gordon (12)	Adrien (9)	Anderson (16)
36	1/12	88-96	@IND	L	9-27	13,656	L3	Gordon (21)	Kidd-Gilchrist (8)	Hill (19)
37	1/14	89-100	@BOS	L	9-28	18,624	L4	Sessions/Warrick (16)	Kidd-Gilchrist (8)	Pierce (19)
38	1/15	76-103	IND	L	9-29	12,996	L5	Henderson (15)	Biyoum/Adrien (6)	Hibbert (18)
39	1/18	106-100	@ORL	W	10-29	16,296	W1	Walker (25)	Walker (8)	Affalo (230)
40	1/19	93-97	SAC	L	10-30	17,012	L1	Sessions (16)	Haywood (7)	Thornhill (18)
41	1/21	94-100	HOU	L	10-31	16,108	L2	Walker (35)	Biyoum (9)	Harden (29)
42	1/23	92-104	ATL	L	10-32	12,534	L3	Sessions (27)	Biyoum (10)	Smith (30)
43	1/26	102-101	MIL	W	11-32	15,397	W1	Walker (25)	Biyoum (13)	Ridnour (22)
44	1/28	85-93	@CHI	L	11-33	21,308	L1	Gordon/Walker (18)	Adrien (10)	Butler (19)
45	1/30	78-102	@SAS	L	11-34	18,581	L2	Sessions (20)	Adrien/Walker (6)	Parker (22)
46	2/2	95-109	@HOU	L	11-35	15,494	L3	Walker (24)	Adrien (7)	Parsons/Patterson (24)
47	2/4	94-99	@MIA	L	11-36	19,600	L4	Sessions (18)	Mullens/Biyoum (9)	James (31)
48	2/6	95-122	@CLE	L	11-37	13,264	L5	Mullens (15)	Biyoum (8)	Iving (22)
49	2/8	93-100	LAL	L	11-38	19,624	L6	Henderson/Mullens(20)	Mullens (12)	Bryant (20)
50	2/9	76-87	@PHI	L	11-39	15,048	L7	Session (20)	Haywood (7)	Holiday (20)
51	2/11	94-91	BOS	W	12-39	15,709	W1	Mullens (25)	Mullens (18)	Green (18)
52	2/13	77-101	@IND	L	12-40	11,707	L1	Mullens (19)	Biyoum (16)	George (23)
53	2/19	105-92	@ORL	W	13-40	10,037	W1	Henderson/Walker (24)	Mullens (12)	Vucevic/Affalo (18)
54	2/20	99-105	DET	L	13-41	13,112	L1	Walker (24)	Biyoum (8)	Knight (21)
55	2/22	75-105	CHI	L	13-42	17,870	L2	Walker (27)	Biyoum (12)	Gibson (17)
56	2/23	99-113	DEN	L	13-43	18,481	L3	Walker (24)	Biyoum (9)	Lawson (20)
57	2/26	84-106	@LAC	L	13-44	19,060	L4	Henderson (24)	Mullens (8)	Griffin (24)
58	3/1	68-98	@UTA	L	13-45	17,691	L5	Mullens (12)	Mullens (7)	Kanter (23)
59	3/3	83-119	@SAC	L	13-46	14,555	L6	Henderson/Mullens(22)	McRoberts (6)	Salmonts (22)
60	3/4	105-122	@POR	L	13-47	18,330	L7	Sessions (18)	Kidd-Gilchrist (10)	Aldridge (23)
61	3/6	78-99	BKN	L	13-48	13,382	L8	Kidd-Gilchrist (17)	McRoberts (6)	J.Johnson (22)
62	3/8	94-116	OKC	L	13-49	18,870	L9	Henderson (21)	Adrien (6)	Durant (19)
63	3/9	87-104	@WAS	L	13-50	16,357	L10	Walker (29)	Haywood/Biyoum (7)	Ariza (26)
64	3/12	100-74	BOS	W	14-50	15,006	W1	Henderson (35)	McRoberts (10)	Green (14)
65	3/15	78-92	@TOR	L	14-51	17,514	L1	Henderson (22)	McRoberts (9)	Gay (28)
66	3/16	88-105	@BOS	L	14-52	18,624	L2	Pargo (18)	McRoberts (10)	Terry (15)
67	3/18	119-114	WAS	W	15-52	10,141	W1	Henderson (27)	Kidd-Gilchrist (7)	Wall (25)
68	3/20	107-101	TOR	W	16-52	12,862	W2	Mullens (25)	McRoberts (12)	Gay (25)
69	3/23	91-92	@DET	L	16-53	16,375	L1	Walker (25)	Biyoum (10)	Villanueva (18)
70	3/24	77-109	MIA	L	16-54	20,350	L2	Walker (20)	Biyoum (11)	James (32)
71	3/27	114-108	ORL	W	17-54	11,839	W1	Henderson/Walker (34)	McRoberts (8)	Harris (29)
72	3/29	102-111	@NYK	L	17-55	19,033	L1	Henderson (35)	Biyoum (9)	J. Smith (37)
73	3/30	92-100	@PHI	L	17-56	16,764	L2	Kidd-Gilchrist (21)	Kidd-Gilchrist (9)	Turner (22)
74	4/1	102-131	@MIL	L	17-57	15,315	L3	Walker (27)	McRoberts (10)	Sanders (24)
75	4/5	88-83	PHI	W	18-57	13,097	W1	Henderson (24)	McRoberts (16)	Wilkins (20)
76	4/6	79-89	MIA	L	18-58	19,568	L1	Kidd-Gilchrist (18)	Kidd-Gilchrist (14)	Miller (26)
77	4/6	96-105	@BKN	L	18-59	17,444	L2	Gordon (27)	Biyoum (10)	D.Williams (32)
78	4/9	75-94	@MEM	L	18-60	16,591	L3	Walker (19)	Biyoum (12)	Conley (20)
79	4/12	93-113	@DET	L	18-61	19,501	L4	Walker (28)	Biyoum (8)	Jerebko (21)
80	4/13	95-85	MIL	W	19-61	14,680	W1	Walker (21)	Biyoum (17)	Dunleavy (19)
81	4/15	106-105	NYK	W	20-61	15,238	W2	Henderson (27)	Biyoum (11)	Copeland (32)
82	4/17	105-98	CLE	W	21-61	13,487	W3	Walker (24)	McRoberts (8)	Iving (24)

*Denotes number of overtime periods



2011-12 FINAL ROSTER

FRONT OFFICE

BBALL OPS

PLAYERS

13-14 REVIEW

HISTORY

RECORDS

PLAYOFFS

NBA

MISC.



Record: 7-59	Home: 4-29	Road: 3-30	Overtime: 0-2	Eastern: 5-43	Western: 2-16		
No.	Player	Pos.	Ht.	Wt.	Birthdate	From	Yrs Pro
14	D.J. Augustin	G	6-0	180	11/10/87	Texas/USA	3
0	Bismack Biyombo	F	6-9	245	8/28/92	Fuenlabrada (Spain)/Dem. Rep. of Congo	R
4	Derrick Brown	F	6-8	233	9/8/87	Xavier/USA	2
33	Matt Carroll	G	6-6	212	8/28/80	Notre Dame/USA	8
7	DeSagana Diop	C	7-0	280	1/30/82	Oak Hill Academy (VA)/Senegal	10
15	Gerald Henderson	G	6-5	215	12/9/87	Duke/USA	2
11	Cory Higgins	G	6-5	180	6/14/89	Colorado/USA	R
50	Corey Maggette	F	6-6	225	11/12/79	Duke/USA	12
9	Jamario Moon	F	6-8	215	6/13/80	Meridian CC (MS)/USA	4
22	Byron Mullens	C	7-0	275	2/14/89	Ohio State/USA	2
21	Eduardo Najera	F	6-8	235	7/11/76	Oklahoma/Mexico	11
12	Tyrus Thomas	F	6-10	225	8/17/86	Louisiana State/USA	5
1	Kemba Walker	G	6-1	184	5/8/90	Connecticut/USA	R
8	DJ White	F	6-9	235	8/31/86	Indiana/USA	3
55	Reggie Williams	G	6-6	205	9/14/86	Virginia Military Institute/USA	2

Head Coach: Paul Silas (Creighton)

Assistant Coaches: Ralph Lewis (LaSalle), Stephen Silas (Brown), Rob Werdann (St. John's)

Head Athletic Trainer: Steve Stricker (Iowa State)

Strength & Conditioning Coach: Matt Friia (Ithaca)

Assistant Athletic Trainer: Dennis Williams (South Carolina)

Equipment Manager: Fred Glover (Campbell)

Player	G	GS	MIN	FG	FBA	PCT	3FG	FGBA	PCT	FT	FTA	PCT	OFF	DEF	TOT	AST	PF	DQ	STL	TO	BLK	PTS	AVG
Henderson	55	55	1831	332	723	.459	11	47	.234	155	204	.760	64	161	225	126	128	1	49	100	20	830	15.1
Maggette	32	28	881	139	373	.373	24	66	.364	178	208	.856	21	104	125	39	83	0	23	59	1	480	15.0
Walker	66	25	1792	281	767	.366	69	226	.305	168	213	.789	30	204	234	289	79	0	60	119	20	799	12.1
Augustin	48	46	1408	183	487	.376	61	179	.341	105	120	.875	24	85	109	307	65	0	36	110	1	532	11.1
Mullens	65	25	1465	251	591	.425	12	51	.235	92	112	.821	96	231	327	57	137	0	21	74	52	606	9.3
Williams	33	13	747	106	255	.416	33	107	.308	29	40	.725	27	66	93	60	34	0	20	33	3	274	8.3
Brown	65	17	1443	212	409	.518	6	24	.250	94	141	.667	95	141	236	67	96	0	48	55	12	524	8.1
Diaw	37	28	1018	116	283	.410	23	86	.267	17	27	.630	47	148	195	158	71	1	20	84	19	272	7.4
White	58	11	1098	174	353	.493	1	11	1.000	43	61	.705	50	159	209	47	94	0	17	43	23	392	6.8
Thomas	54	30	1013	120	327	.367	1	3	.333	63	83	.759	49	151	200	35	144	2	36	53	60	304	5.6
Biyombo	63	41	1455	129	278	.464	0	0	---	69	143	.483	113	255	368	27	145	1	20	71	115	327	5.2
Higgins	38	0	423	52	160	.325	4	20	.200	42	60	.700	7	28	35	36	40	0	5	39	6	150	3.9
Carroll	53	2	596	52	157	.331	8	43	.186	30	38	.789	8	50	58	38	52	0	16	24	7	142	2.7
Najera	22	0	270	24	64	.375	8	29	.276	2	4	.500	11	39	50	12	40	0	19	7	4	58	2.6
Moon	8	0	123	7	24	.292	2	10	.200	2	2	1.000	2	20	22	5	5	0	1	8	5	18	2.3
Diop	27	9	325	15	42	.357	0	0	---	1	6	.167	33	52	85	23	36	0	6	19	13	31	1.1
BOBCATS	66	--	15890	2193	5293	.414	263	892	.295	1090	1462	.746	677	1894	2571	1326	1249	5	397	957	361	5739	87.0
OPPONENTS	66	--	15890	2568	5411	.475	406	1142	.356	1115	1486	.750	778	2193	2971	1537	1341	5	499	890	378	6657	100.9



G	Date	Score	Opp	W/L	Record	Atten.	Streak	Charlotte		Charlotte		Opponent	
								High Scorer	High Rebounder	High Scorer	High Rebounder	High Scorer	High Rebounder
1	12/26	96-95	MIL	W	1-0	17,173	W1	Augustin (19)	Diaw (11)	Diaw (11)	Diaw (11)	Jennings (22)	Jennings (22)
2	12/28	95-96	MIA	L	1-1	19,614	L1	Henderson (21)	Diaw (16)	Diaw (16)	Diaw (16)	James (35)	James (35)
3	12/30	79-100	ORL	L	1-2	18,064	L2	Maggette (20)	Diaw (16)	Diaw (16)	Diaw (16)	Anderson (23)	Anderson (23)
4	1/1	90-129	@MIA	L	1-3	20,016	L3	White (21)	Brown (7)	Brown (7)	Brown (7)	Bosh (24)	Bosh (24)
5	1/3	101-115	@CLE	L	1-4	14,173	L4	Augustin (26)	Maggette (8)	Maggette (8)	Maggette (8)	Irving (20)	Irving (20)
6	1/4	118-110	@NYK	W	2-4	19,763	W1	Diaw (27)	White (9)	White (9)	White (9)	Anthony (32)	Anthony (32)
7	1/6	*96-102	@ATL	L	2-5	17,827	L1	Augustin (21)	Diaw/White (9)	Diaw/White (9)	Diaw/White (9)	Smith (23)	Smith (23)
8	1/7	77-99	@IND	L	2-6	17,226	L2	Augustin (20)	Mullens (11)	Mullens (11)	Mullens (11)	Hibbert (20)	Hibbert (20)
9	1/9	87-91	@NYK	L	2-7	19,763	L3	Diaw (19)	Diaw (10)	Diaw (10)	Diaw (10)	Stoudemire (25)	Stoudemire (25)
10	1/10	70-82	HOU	L	2-8	13,421	L4	Mullens (15)	Mullens (10)	Mullens (10)	Mullens (10)	Parsons (20)	Parsons (20)
11	1/12	81-111	@ATL	L	2-9	10,597	L5	Mullens (21)	Diaw (6)	Diaw (6)	Diaw (6)	Smith (30)	Smith (30)
12	1/13	81-98	DET	L	2-10	18,043	L6	Mullens (18)	Diaw/Mullens/Thomas (7)	Diaw/Mullens/Thomas (7)	Diaw/Mullens/Thomas (7)	Jerebko (22)	Jerebko (22)
13	1/14	112-100	GSW	W	3-10	16,122	W1	Henderson (26)	Mullens (7)	Mullens (7)	Mullens (7)	Lee (24)	Lee (24)
14	1/16	94-102	CLE	L	3-11	14,988	L1	Augustin (24)	Augustin (24)	Augustin (24)	Augustin (24)	Irving (25)	Irving (25)
15	1/17	89-96	@ORL	L	3-12	18,846	L2	Henderson (22)	Biyoumbo (10)	Biyoumbo (10)	Biyoumbo (10)	Howard (25)	Howard (25)
16	1/21	89-95	@CHI	L	3-13	21,861	L3	Henderson (22)	Henderson (9)	Henderson (9)	Henderson (9)	Boomer (23)	Boomer (23)
17	1/22	87-97	@MIL	L	3-14	10,035	L4	Walker (16)	Walker (16)	Walker (16)	Walker (16)	Brooks (20)	Brooks (20)
18	1/24	78-111	NYK	L	3-15	16,802	L5	Walker (22)	Diaw (6)	Diaw (6)	Diaw (6)	Chandler (20)	Chandler (20)
19	1/25	75-92	@PHI	L	3-16	15,286	L6	Carroll (17)	Thomas (9)	Thomas (9)	Thomas (9)	Young (20)	Young (20)
20	1/27	72-89	@WAS	L	3-17	16,199	L7	Walker (14)	Walker (8)	Walker (8)	Walker (8)	Williams (17)	Williams (17)
21	1/28	99-102	WAS	L	3-18	17,761	L8	Mullens (23)	Thomas/Walker (10)	Thomas/Walker (10)	Thomas/Walker (10)	McGee (22)	McGee (22)
22	1/31	73-106	@LAL	L	3-19	18,997	L9	Henderson (14)	Diop (8)	Diop (8)	Diop (8)	Bryant (24)	Bryant (24)
23	2/1	68-112	@PHO	L	3-20	20,608	L10	Henderson (16)	Diaw (6)	Diaw (6)	Diaw (6)	Crawford (24)	Crawford (24)
24	2/4	89-95	@POR	L	3-21	14,928	L11	Walker (22)	Thomas (13)	Thomas (13)	Thomas (13)	Redd (17)	Redd (17)
25	2/7	84-94	@BOS	L	3-22	18,624	L12	Williams (21)	Walker (7)	Walker (7)	Walker (7)	Garnett (22)	Garnett (22)
26	2/10	64-95	CHI	L	3-23	19,379	L13	Brown (10)	Biyoumbo (10)	Biyoumbo (10)	Biyoumbo (10)	Noah (17)	Noah (17)
27	2/11	86-111	LAC	L	3-24	19,110	L14	Walker (19)	Maggette/Biyoumbo (6)	Maggette/Biyoumbo (6)	Maggette/Biyoumbo (6)	Griffin (21)	Griffin (21)
28	2/13	89-98	PHI	L	3-25	13,773	L15	Maggette (22)	Mullens (9)	Mullens (9)	Mullens (9)	Williams (23)	Williams (23)
29	2/15	90-102	@MIN	L	3-26	15,139	L16	Walker (21)	Diaw (9)	Diaw (9)	Diaw (9)	Love (30)	Love (30)
30	2/17	98-91	@TOR	W	4-26	15,575	W1	Williams (22)	Biyoumbo (13)	Biyoumbo (13)	Biyoumbo (13)	DeRozan (24)	DeRozan (24)
31	2/19	73-108	@IND	L	4-27	11,673	L1	Brown (16)	Biyoumbo (8)	Biyoumbo (8)	Biyoumbo (8)	Hibbert (18)	Hibbert (18)
32	2/22	88-102	IND	L	4-28	13,458	L2	Maggette (20)	Diaw (11)	Diaw (11)	Diaw (11)	Hansbrough (22)	Hansbrough (22)
33	2/29	94-109	@DET	L	4-29	14,534	L3	Maggette (17)	Diaw (6)	Diaw (6)	Diaw (6)	Stuckey (29)	Stuckey (29)
34	3/2	72-102	@SAS	L	4-30	18,581	L4	Diaw/Maggette (14)	Diop (7)	Diop (7)	Diop (7)	Parker (15)	Parker (15)
35	3/4	101-104	NUN	L	4-31	13,564	L5	Maggette (24)	Maggette (7)	Maggette (7)	Maggette (7)	D. Williams (57)	D. Williams (57)
36	3/6	100-84	ORL	W	5-31	13,110	W1	Maggette (29)	Biyoumbo (15)	Biyoumbo (15)	Biyoumbo (15)	Howard (15)	Howard (15)
37	3/7	93-99	UTA	L	5-32	10,891	L1	Maggette (25)	Biyoumbo (9)	Biyoumbo (9)	Biyoumbo (9)	Jefferson (31)	Jefferson (31)
38	3/9	74-83	NUN	L	5-33	14,672	L2	Maggette (19)	Biyoumbo (11)	Biyoumbo (11)	Biyoumbo (11)	Humphries (20)	Humphries (20)
39	3/10	95-122	@OKC	L	5-34	18,203	L3	Augustin (22)	Biyoumbo (8)	Biyoumbo (8)	Biyoumbo (8)	Harden (33)	Harden (33)
40	3/12	73-71	@NOH	W	6-34	15,254	W1	Henderson (15)	Thomas/Biyoumbo (7)	Thomas/Biyoumbo (7)	Thomas/Biyoumbo (7)	Jack (15)	Jack (15)
41	3/14	87-107	@HOU	L	6-35	18,128	L1	Brown (15)	Biyoumbo (5)	Biyoumbo (5)	Biyoumbo (5)	Scola (23)	Scola (23)
42	3/15	96-101	@DAL	L	6-36	20,506	L2	Maggette (21)	Biyoumbo (11)	Biyoumbo (11)	Biyoumbo (11)	Nowitzki (27)	Nowitzki (27)
43	3/17	107-103	TOR	W	7-36	15,108	W1	Henderson (24)	Biyoumbo (9)	Biyoumbo (9)	Biyoumbo (9)	Bayless (29)	Bayless (29)
44	3/19	80-105	PHI	L	7-37	12,792	L1	Henderson (14)	Biyoumbo (9)	Biyoumbo (9)	Biyoumbo (9)	Holiday/Young (20)	Holiday/Young (20)
45	3/23	92-112	MIL	L	7-38	13,729	L2	Henderson (29)	Thomas (7)	Thomas (7)	Thomas (7)	Mbah a Moute (20)	Mbah a Moute (20)
46	3/24	89-102	@NUN	L	7-39	13,297	L3	Mullens (17)	Mullens (10)	Mullens (10)	Mullens (10)	Humphries (20)	Humphries (20)
47	3/26	95-102	BOS	L	7-40	16,357	L4	Henderson (21)	Mullens (7)	Mullens (7)	Mullens (7)	Pierce (36)	Pierce (36)
48	3/28	83-88	MIN	L	7-41	10,540	L5	Maggette (22)	Najera (8)	Najera (8)	Najera (8)	Love (40)	Love (40)
49	3/30	88-99	DEN	L	7-42	13,806	L6	Henderson (21)	Mullens (10)	Mullens (10)	Mullens (10)	Affalo (19)	Affalo (19)
50	3/31	*107-110	@DET	L	7-43	17,082	L7	Mullens (20)	Mullens (9)	Mullens (9)	Mullens (9)	Prince (24)	Prince (24)
51	4/3	87-92	@TOR	L	7-44	14,640	L8	Mullens (20)	Mullens (14)	Mullens (14)	Mullens (14)	Bargnani (30)	Bargnani (30)
52	4/4	93-120	@ATL	L	7-45	13,046	L9	Walker (21)	Henderson/Mullens (7)	Henderson/Mullens (7)	Henderson/Mullens (7)	Smith (24)	Smith (24)
53	4/6	90-95	@MIL	L	7-46	13,374	L10	Mullens (31)	Mullens/Biyoumbo (14)	Mullens/Biyoumbo (14)	Mullens/Biyoumbo (14)	Ellis (25)	Ellis (25)
54	4/7	96-116	ATL	L	7-47	14,715	L11	Higgins (22)	Biyoumbo/White (5)	Biyoumbo/White (5)	Biyoumbo/White (5)	J. Johnson (18)	J. Johnson (18)
55	4/9	85-113	WAS	L	7-48	10,303	L12	Maggette (23)	Brown (8)	Brown (8)	Brown (8)	Crawford (20)	Crawford (20)
56	4/10	90-103	@CLE	L	7-49	13,576	L13	Henderson (21)	Biyoumbo (8)	Biyoumbo (8)	Biyoumbo (8)	Hudson (25)	Hudson (25)
57	4/12	85-109	DET	L	7-50	10,828	L14	Brown/Augustin (13)	Mullens (6)	Mullens (6)	Mullens (6)	Monroe (25)	Monroe (25)
58	4/13	82-105	@MIA	L	7-51	19,600	L15	Brown (21)	Brown (9)	Brown (9)	Brown (9)	James (19)	James (19)
59	4/15	82-94	BOS	L	7-52	15,169	L16	Henderson (22)	Biyoumbo/Brown (7)	Biyoumbo/Brown (7)	Biyoumbo/Brown (7)	Bass/Bradley (22)	Bass/Bradley (22)
60	4/16	67-75	NOH	L	7-53	10,876	L17	Henderson (27)	Mullens (10)	Mullens (10)	Mullens (10)	Vasquez (20)	Vasquez (20)
61	4/18	68-100	CHI	L	7-54	14,221	L18	Walker (16)	Biyoumbo (13)	Biyoumbo (13)	Biyoumbo (13)	Hamilton (22)	Hamilton (22)
62	4/20	80-85	MEM	L	7-55	13,428	L19	Henderson (32)	Mullens (11)	Mullens (11)	Mullens (11)	Conley (20)	Conley (20)
63	4/22	88-114	SAC	L	7-56	11,317	L20	Mullens/Walker/Brown (13)	Mullens (8)	Mullens (8)	Mullens (8)	Cousins (29)	Cousins (29)
64	4/23	73-101	@WAS	L	7-57	17,355	L21	Henderson (19)	Mullens (8)	Mullens (8)	Mullens (8)	Nene (18)	Nene (18)
65	4/25	95-102	@ORL	L	7-58	19,152	L22	Augustin (23)	Walker (9)	Walker (9)	Walker (9)	Redick (31)	Redick (31)
66	4/26	84-104	NYK	L	7-59	16,023	L23	Henderson (21)	Moon (8)	Moon (8)	Moon (8)	Smith (22)	Smith (22)

*Denotes number of overtime periods

FRONT OFFICE

BALL OPS

PLAYERS

13-14 REVIEW

HISTORY

RECORDS

PLAYOFFS

NBA

MISC.



2010-11 FINAL ROSTER

FRONT OFFICE

BBALL OPS

PLAYERS

13-14 REVIEW

HISTORY

RECORDS

PLAYOFFS

NBA

MISC.



Record: 34-48

Home: 21-20

Road: 13-28

Overtime: 3-2

Eastern: 22-30

Western: 12-18

No.	Player	Pos.	Ht.	Wt.	Birthdate	From	Yrs Pro
14	D.J. Augustin	G	6-0	180	11/10/87	Texas	2
54	Kwame Brown	C	6-11	270	3/10/82	Glynn Academy HS (GA)	9
33	Matt Carroll	G	6-6	212	8/28/80	Notre Dame	7
44	Dante Cunningham	F	6-8	230	4/22/87	Villanova	1
32	Boris Diaw	F	6-8	245	4/16/82	Cormeille-en-Parisis, France	7
7	DeSagana Diop	C	7-0	280	1/30/82	Oak Hill Academy (VA)	9
15	Gerald Henderson	G	6-5	215	12/9/87	Duke	1
1	Stephen Jackson	G/F	6-8	230	4/5/78	Oak Hill Academy (VA)	10
2	Shaun Livingston	G	6-7	190	9/11/85	Peoria Central HS (IL)	5
5	Dominic McGuire	F	6-9	235	10/20/85	Fresno State	3
21	Eduardo Najera	F	6-8	235	7/11/76	Oklahoma	10
10	Joel Przybilla	C	7-1	245	10/10/79	Minnesota	10
41	Garrett Temple	G	6-5	180	5/8/86	Louisiana State	1
12	Tyrus Thomas	F	6-10	225	8/17/86	Louisiana State	4
8	DJ White	F	6-9	235	8/31/86	Indiana	2

Head Coach: Paul Silas (Creighton)

Assistant Coaches: Ralph Lewis (LaSalle), Charles Oakley (Virginia Union), Stephen Silas (Brown)

Head Athletic Trainer: Steve Stricker (Iowa State)

Strength & Conditioning Coach: Michael Irr (Connecticut)

Assistant Athletic Trainer: Dennis Williams (South Carolina)

Equipment Manager: Fred Glover (Campbell)

Player	G	GS	MIN	FG	FBA	PCT	3FG	FBA	PCT	FT	FTA	PCT	OFF	DEF	TOT	AST	PF	DQ	STL	TO	BLK	PTS	AVG
Jackson	67	67	2405	435	1059	.411	121	359	.337	249	305	.816	53	251	304	241	161	2	80	209	28	1240	18.5
Wallace	48	48	1872	252	582	.433	35	106	.330	210	284	.739	72	322	394	116	120	2	59	100	48	749	15.6
Augustin	82	82	2757	399	958	.416	111	333	.333	269	297	.906	38	187	225	498	152	0	54	155	3	1178	14.4
Diaw	82	82	2778	381	774	.492	78	226	.345	84	123	.683	105	309	414	337	190	1	74	166	46	924	11.3
Thomas	41	2	861	156	331	.471	0	3	.000	107	136	.787	65	159	224	29	113	1	30	65	66	419	10.2
Henderson	68	30	1661	259	570	.454	7	36	.194	128	163	.785	49	158	207	101	118	1	50	64	32	653	9.6
K. Brown	66	50	1714	194	375	.517	0	0	---	136	231	.589	147	303	450	43	174	0	26	69	39	524	7.9
Mohammed	51	30	851	159	317	.502	0	1	.000	52	88	.591	94	158	252	17	121	0	14	51	46	307	7.3
Livingston	73	0	1261	185	397	.466	1	4	.250	108	125	.864	29	120	149	164	109	0	47	88	29	479	6.6
Cunningham (TOT)	78	18	1637	218	472	.462	1	13	.077	45	62	.726	96	181	277	43	177	1	54	51	43	482	6.2
Cunningham (CHA)	22	9	529	92	181	.508	1	9	.111	13	17	.765	23	65	88	13	38	0	15	18	11	198	9.0
White (TOT)	47	0	685	111	219	.507	0	2	.000	46	64	.719	43	115	158	19	77	0	12	14	20	268	5.7
White (CHA)	24	0	466	81	154	.526	0	2	.000	41	54	.759	31	75	106	15	46	0	6	7	12	203	8.5
Carroll	54	1	582	89	199	.447	17	46	.370	40	52	.769	12	56	68	23	43	0	17	23	6	235	4.4
D. Brown	41	1	488	62	113	.549	2	6	.333	25	47	.532	32	52	84	29	48	0	16	28	8	151	3.7
McGuire	52	8	760	72	182	.396	0	2	.000	30	39	.769	63	136	199	43	94	0	10	25	33	174	3.3
Temple (TOT)	24	0	230	20	68	.294	10	37	.270	7	17	.412	1	22	23	32	24	0	11	23	6	57	2.4
Temple (CHA)	12	0	126	12	42	.286	7	26	.269	7	11	.636	0	15	15	24	14	0	9	20	4	38	3.2
Najera	31	0	372	26	72	.361	11	34	.324	6	11	.545	14	30	44	20	52	0	11	13	6	69	2.2
Przybilla (TOT)	36	9	520	25	44	.568	0	0	---	14	27	.519	37	108	145	13	79	1	5	29	15	64	1.8
Przybilla (CHA)	5	0	74	4	10	.400	0	0	---	1	4	.250	9	15	24	0	16	1	0	7	1	9	1.8
Marks (TOT)	29	0	208	19	44	.432	2	2	1.000	5	8	.625	16	24	40	4	44	0	3	11	5	45	1.6
Diop	16	0	181	8	24	.333	0	0	---	4	11	.364	12	28	40	7	26	1	4	11	15	20	1.3
Peterson (TOT)	4	0	23	2	5	.400	0	1	.000	0	0	---	0	3	3	1	5	0	0	0	0	4	1.0
Collins	20	0	66	7	25	.280	2	10	.200	1	1	1.000	0	5	5	8	2	0	2	4	0	17	0.9
BOBCATS	82	--	19805	2873	6365	.451	393	1203	.327	1511	1999	.756	848	2444	3292	1728	1637	9	524	1192	433	7650	93.3
OPPONENTS	82	--	19805	2956	6492	.455	577	1609	.359	1489	1908	.780	804	2446	3250	1777	1730	5	601	1082	496	7978	97.3



G	Date	Score	Opp	W/L	Record	Atten.	Streak	Charlotte	Charlotte	Opponent
								High Scorer	High Rebounder	High Scorer
1	10/27	86-101	@DAL	L	0-1	19,440	L1	Thomas (22)	Wallace (9)	Nowitzki (28)
2	10/29	101-104	IND	L	0-2	18,351	L2	Wallace (29)	Diaw (8)	Granger (33)
3	10/30	88-98	MIL	L	0-3	16,519	L3	Augustin (26)	Thomas (7)	Defino (23)
4	11/3	85-83	@NY	W	1-3	11,778	W1	Diaw (24)	Wallace (11)	Harris (19)
5	11/5	90-97	@DET	W	1-4	13,291	L1	Jackson (28)	Diaw/D. Brown (7)	Gordon (20)
6	11/6	88-91	ORL	L	1-5	18,136	L2	Wallace (25)	Wallace (14)	Lewis/Howard (22)
7	11/8	91-95	SAS	L	1-6	14,152	L3	Thomas (16)	Thomas (8)	Ginobili (26)
8	11/10	101-96	@TOR	W	2-6	14,309	W1	Jackson (20)	Wallace (14)	Bargnani (25)
9	11/12	93-85	@WAS	W	3-6	14,855	W2	Wallace (25)	Wallace (14)	Blatche (22)
10	11/13	95-96	UTA	L	3-7	15,486	L1	Jackson (24)	Mohammed (20)	Jefferson (19)
11	11/15	113-110	MIN	W	4-7	11,211	W1	Jackson/Wallace (26)	Thomas (10)	Beasley (28)
12	11/19	87-95	@MIA	L	4-8	19,600	L1	Jackson (30)	Wallace (9)	James (32)
13	11/20	123-105	PHO	W	5-8	16,428	W1	Diaw (26)	Jackson (10)	Hill (23)
14	11/23	107-110	@NY	L	5-9	19,763	L1	Augustin (24)	Wallace (8)	Douglas (22)
15	11/24	95-99	NY	L	5-10	15,588	L2	Thomas (26)	Thomas (11)	Felton (23)
16	11/26	99-89	HOU	W	6-10	16,473	W1	Wallace (21)	Wallace (14)	Budinger (19)
17	11/27	101-104	@MIL	L	6-11	15,213	L1	McGuire (15)	McGuire (15)	Jennings (32)
18	12/1	73-89	@NOH	L	6-12	10,866	L2	Wallace (18)	Thomas (10)	West (22)
19	12/3	*91-84	NJ	W	7-12	12,183	W1	Jackson (25)	Diaw (16)	Outlaw (21)
20	12/4	91-109	@PHI	L	7-13	14,611	L1	Diaw (19)	K. Brown (7)	Meeks (26)
21	12/7	100-98	DEN	W	8-13	15,737	W1	Jackson (23)	Jackson/Wallace (9)	Phillips (25)
22	12/10	92-100	@IND	L	8-14	13,128	L1	Wallace (26)	Wallace (13)	Granger (18)
23	12/11	62-93	BOS	L	8-15	19,603	L2	Mohammed (14)	K. Brown (9)	Davis/Allen (16)
24	12/14	97-91	TOR	W	9-15	12,482	W1	Mohammed (18)	Mohammed (8)	Bayless (17)
25	12/15	80-113	@MEM	L	9-16	12,219	L1	Jackson (16)	McGuire (7)	Mayo (24)
26	12/17	85-90	@ATL	L	9-17	15,006	L2	Diaw/Augustin (22)	McGuire (17)	Horford/Johnson/Williams (16)
27	12/20	75-108	@WAS	L	9-18	13,825	L3	Jackson (13)	Diaw (7)	Young (21)
28	12/21	81-99	OKC	L	9-19	16,876	L4	Jackson (20)	Diaw (7)	Durant (32)
29	12/27	105-100	DET	W	10-19	14,418	W1	Augustin (27)	Jackson (9)	Villanueva (25)
30	12/29	101-92	CLE	W	11-19	15,287	W2	Jackson (38)	Wallace (10)	Sessions (22)
31	12/31	*95-96	GSW	L	11-20	16,249	L1	Jackson (22)	McGuire/Mohammed/Wallace (8)	Ellis (25)
32	1/3	82-96	MIA	L	11-21	19,233	L2	Jackson (22)	McGuire/K. Brown (7)	James (38)
33	1/5	*108-105	@MIN	W	12-21	14,881	W1	Thomas (21)	K. Brown (14)	Love (35)
34	1/8	104-89	WAS	W	13-21	16,038	W2	Jackson (21)	Diaw/Jackson (10)	Hinrich (18)
35	1/10	96-82	MEM	W	14-21	10,188	W3	Jackson (27)	Diaw (9)	Randolph (15)
36	1/12	96-91	CHI	W	15-21	12,468	W4	Augustin (22)	Thomas (13)	Boozer (23)
37	1/14	94-99	@BOS	L	15-22	18,624	L1	Wallace (20)	Thomas (9)	S. O'Neal (23)
38	1/15	81-88	NO	L	15-23	17,486	L2	Jackson/Wallace (15)	K. Brown (14)	West (26)
39	1/17	*92-96	@PHI	L	15-24	13,508	L3	Diaw (25)	K. Brown (16)	Williams (23)
40	1/18	83-82	@CHI	W	16-24	21,263	W1	Augustin (15)	Wallace (16)	Rose (33)
41	1/20	100-97	PHI	W	17-24	14,326	W2	Augustin (31)	K. Brown (9)	Young (21)
42	1/22	87-103	ATL	L	17-25	17,286	L1	Augustin (20)	Wallace (8)	Johnson (32)
43	1/25	94-89	@SAC	W	18-25	13,984	W1	Jackson (21)	K. Brown (18)	Evans/Landry (19)
44	1/26	114-107	@PHO	W	19-25	16,986	W2	Jackson (23)	K. Brown/Wallace (10)	Nash (27)
45	1/28	*121-113	@GSW	W	20-25	18,407	W3	Jackson (31)	Jackson (7)	Curry (27)
46	1/29	88-103	@LAL	L	20-26	18,332	L1	Jackson/Henderson (14)	K. Brown (12)	Griffin (24)
47	1/31	78-83	@UTA	L	20-27	19,499	L2	Jackson (24)	Jackson/Augustin (8)	Jefferson (21)
48	2/2	97-87	@DET	W	21-27	14,376	W1	Jackson (39)	K. Brown (10)	Gordon (20)
49	2/4	97-109	MIA	L	21-28	19,592	L1	Jackson/Wallace (25)	Wallace (10)	Wade (22)
50	2/5	92-101	DAL	L	21-29	17,743	L2	Augustin (21)	Wallace (11)	Nowitzki (25)
51	2/7	94-89	BOS	W	22-29	19,081	W1	Wallace (19)	Wallace (16)	Allen (25)
52	2/9	103-104	@IND	L	22-30	10,258	L1	Jackson (27)	Wallace (9)	Hibbert (29)
53	2/11	89-94	NJ	L	22-31	15,386	L2	Jackson (21)	Wallace (9)	Lopez (31)
54	2/12	88-96	@ATL	W	23-31	16,948	W1	Jackson (32)	Wallace (13)	Smith (28)
55	2/14	109-89	LAL	W	24-31	19,488	W2	Wallace (20)	Wallace (11)	Bryant (20)
56	2/15	94-106	@CHI	L	24-32	21,391	L1	Henderson (22)	Wallace (8)	Deng (24)
57	2/22	114-101	TOR	W	25-32	12,976	W1	Augustin (23)	Mohammed (14)	Weems (19)
58	2/25	110-98	SAC	W	26-32	15,782	W2	Jackson (30)	K. Brown (13)	Dalembert (18)
59	2/27	86-100	@ORL	L	26-33	18,846	L1	Jackson (35)	Diaw (9)	Howard (20)
60	3/2	80-120	@DEN	L	26-34	14,255	L2	Carroll (19)	Diaw (6)	Chandler (16)
61	3/4	84-92	@LAL	L	26-35	18,997	L3	Augustin (22)	McGuire/Przybylla (8)	Bryant (27)
62	3/5	69-93	@POR	L	26-36	25,588	L4	Henderson (16)	White (9)	Aldridge (26)
63	3/7	87-92	LAC	L	26-37	16,438	L5	Henderson (20)	Diaw (8)	Griffin/Williams (17)
64	3/9	84-101	CHI	L	26-38	15,286	L6	Henderson (21)	K. Brown (11)	Korver/Rose (20)
65	3/11	97-92	POR	W	27-38	18,176	W1	Jackson (29)	Jackson (10)	Mathews (20)
66	3/13	95-90	@TOR	W	28-38	16,557	W2	Augustin (23)	Jackson/K. Brown (5)	Bargnani (17)
67	3/16	78-94	@HOU	L	28-39	14,822	L1	Augustin (22)	K. Brown/White (6)	Martin (21)
68	3/18	82-99	@OKC	L	28-40	18,203	L2	Jackson (18)	K. Brown (8)	Durant (25)
69	3/19	98-109	@SAS	L	28-41	19,075	L3	Henderson (19)	K. Brown (7)	Novak (19)
70	3/23	88-111	IND	L	28-42	14,703	L4	Augustin (17)	K. Brown (9)	Granger (33)
71	3/25	83-81	@BOS	W	29-42	18,624	W1	White (17)	McGuire/K. Brown (7)	Pierce (18)
72	3/26	114-106	NY	W	30-42	19,356	W2	Diaw (20)	Diaw (8)	Anthony (36)
73	3/28	87-86	MIL	W	31-42	12,368	W3	Jackson (18)	Thomas (6)	Jennings/Bogut (26)
74	3/30	98-97	CLE	W	32-42	12,584	W4	Diaw (26)	K. Brown (8)	Sessions (24)
75	4/1	77-89	@ORL	L	32-43	18,965	L1	Cunningham (21)	K. Brown (11)	Howard (26)
76	4/3	91-97	WAS	L	32-44	16,444	L2	Carroll (26)	White (8)	Blatche (25)
77	4/5	89-99	@CLE	L	32-45	19,835	L3	Augustin (22)	Cunningham/Diaw (11)	Sessions (18)
78	4/6	*102-111	ORL	L	32-46	16,234	L4	Henderson (32)	Cunningham (10)	Arenas (25)
79	4/8	103-112	@MIA	L	32-47	19,897	L5	K. Brown (23)	K. Brown (13)	Wade/Bosh (27)
80	4/10	101-112	DET	L	32-48	16,234	L6	Henderson (21)	K. Brown (7)	Stuckey (24)
81	4/11	105-103	@NUN	W	33-48	13,853	W1	Cunningham (21)	K. Brown (7)	Lopez (31)
82	4/13	96-85	ATL	W	34-48	16,138	W2	Henderson (20)	K. Brown (8)	Powell (16)

* Denotes number of overtime periods



2009-10 FINAL ROSTER

FRONT OFFICE

BBALL OPS

PLAYERS

13-14 REVIEW

HISTORY

RECORDS

PLAYOFFS

NBA

MISC.



Record: 44-38 **Home:** 31-10 **Road:** 13-28 **Overtime:** 4-3 **Eastern:** 27-25 **Western:** 17-13

No.	Player	Pos.	Ht.	Wt.	Birthdate	From	Yrs Pro
21	Alexis Ajinca	C	7-1	262	5/6/88	Saint Etienne, France	1
14	D.J. Augustin	G	6-0	180	11/10/87	Texas	1
4	Derrick Brown	F	6-7	225	9/8/87	Xavier	R
6	Tyson Chandler	C	7-1	235	10/2/82	Dominguez HS (CA)	8
32	Boris Diaw	F	6-8	235	4/16/82	Cormeille-en-Parisis, France	6
7	DeSagana Diop	C	7-0	280	1/30/82	Oak Hill Academy (VA)	8
20	Raymond Felton	G	6-1	198	6/26/84	North Carolina	4
23	Stephen Graham	F	6-6	215	6/11/82	Oklahoma State	4
15	Gerald Henderson	G	6-5	215	12/9/87	Duke	R
0	Larry Hughes	G	6-5	185	1/23/79	St. Louis	11
1	Stephen Jackson	G/F	6-8	215	4/5/78	Oak Hill Academy (VA)	9
13	Nazr Mohammed	C	6-10	250	9/5/77	Kentucky	11
42	Theo Ratliff	C	6-10	235	4/17/73	Wyoming	14
12	Tyrus Thomas	F	6-10	225	8/17/86	Louisiana State	3
3	Gerald Wallace	F	6-7	220	7/23/82	Alabama	8

Head Coach: Larry Brown (North Carolina)

Assistant Coaches: Herb Brown (Vermont), Jeff Capel (Fayetteville State), Phil Ford (North Carolina), Dave Hanners (North Carolina), LaSalle Thompson (Texas)

Head Athletic Trainer: Steve Stricker (Iowa State)

Strength & Conditioning Coach: Michael Irr (Connecticut)

Assistant Athletic Trainer: Dennis Williams (South Carolina)

Equipment Manager: Fred Glover (Campbell)

Player	G	GS	MIN	FG	FGA	PCT	3FG	FGA	PCT	FT	FTA	PCT	OFF	DEF	TOT	AST	PF	DQ	STL	TO	BLK	PTS	AVG
Jackson (TOT)	81	81	3129	600	1418	.423	129	393	.328	338	434	.779	78	323	401	300	197	1	132	259	43	1667	20.6
Jackson (CHA)	72	72	2829	544	1285	.423	118	353	.334	312	397	.786	72	294	366	258	181	1	118	233	37	1518	21.1
Wallace	76	76	3119	456	943	.484	52	140	.371	422	544	.776	150	612	762	161	194	1	117	178	83	1386	18.2
Felton	80	80	2643	388	846	.459	60	156	.385	132	173	.763	53	235	288	446	172	1	123	168	22	968	12.1
Bell	5	5	157	24	55	.436	9	24	.375	3	3	1.000	5	16	21	10	13	0	4	5	2	60	12.0
Diaw	82	82	2906	373	773	.483	66	206	.320	113	147	.769	131	293	424	325	219	3	60	178	57	925	11.3
Murray	46	1	993	160	411	.389	41	131	.313	93	131	.710	15	83	98	84	77	0	28	65	12	454	9.9
Thomas (TOT)	54	3	1220	194	420	.462	0	3	.000	120	175	.686	81	254	335	56	129	2	63	92	85	508	9.4
Thomas (CHA)	25	0	542	95	215	.442	0	2	.000	62	85	.729	39	113	152	23	65	0	23	40	37	252	10.1
Hughes (TOT)	45	16	1115	137	386	.355	43	139	.309	94	113	.832	23	119	142	137	70	0	52	75	15	411	9.1
Hughes (CHA)	14	2	295	35	107	.327	15	42	.357	29	34	.853	7	25	32	28	17	0	12	19	4	114	8.1
Mohammed	58	29	984	189	342	.553	0	0	---	81	125	.648	114	190	304	28	105	0	15	53	43	459	7.9
Chandler	51	27	1163	109	190	.574	0	0	---	115	157	.732	114	206	320	16	138	1	17	91	55	333	6.5
Augustin	80	2	1472	168	435	.386	70	178	.393	102	131	.779	11	86	97	193	127	0	45	74	5	508	6.4
Radmanovic	8	0	133	14	42	.333	7	22	.318	4	6	.667	8	21	29	7	12	0	3	5	1	39	4.9
Graham	70	8	804	119	240	.496	16	50	.320	42	65	.646	24	111	135	23	94	0	20	36	10	296	4.2
Ratliff (TOT)	49	29	806	70	152	.461	0	0	---	38	50	.760	59	98	157	25	87	1	12	41	61	178	3.6
Ratliff (CHA)	28	26	624	54	116	.466	0	0	---	36	46	.783	44	73	117	16	60	1	9	25	43	144	5.1
Brown	57	0	535	68	147	.463	2	7	.286	48	72	.667	31	47	78	19	53	0	21	19	10	186	3.3
Henderson	43	0	355	37	104	.356	4	19	.211	35	47	.745	15	40	55	13	25	0	10	14	9	113	2.6
Law	9	0	33	5	16	.313	0	1	.000	6	7	.857	0	1	1	3	3	0	1	3	1	16	1.7
Ajinca	6	0	30	5	10	.500	0	0	---	0	1	.000	1	3	4	0	5	0	1	2	1	10	1.7
Diop	27	0	262	15	29	.517	0	0	---	2	9	.222	24	41	65	5	31	1	5	12	14	32	1.2
BOBCATS	82	--	19880	2858	6306	.453	460	1331	.346	1637	2180	.751	858	2490	3348	1658	1597	9	632	1290	446	7813	95.3
OPPONENTS	82	--	19880	2925	6536	.448	573	1696	.338	1270	1710	.743	868	2382	3250	1666	1804	11	614	1256	502	7693	93.8



G	Date	Score	Opp	W/L	Record	Atten.	Streak	Charlotte	Charlotte	Opponent
								High Scorer	High Rebounder	High Scorer
1	10/28	59-92	@BOS	L	0-1	18,624	L1	Wallace (10)	Wallace (12)	R. Allen (18)
2	10/30	**102-100	NY	W	1-1	18,624	W1	Felton (22)	Wallace (15)	Harrington/Lee/Robinson (17)
3	10/31	79-90	@CLE	L	1-2	20,562	L1	Radmanovic (12)	Wallace (9)	M. Williams (24)
4	11/2	79-68	NJ	W	2-2	9,380	W1	Wallace (24)	Wallace (20)	Douglas-Roberts (20)
5	11/6	103-83	ATL	W	3-2	15,874	W2	Bell (24)	Wallace (18)	Crawford/Williams/Josh Smith (13)
6	11/7	90-93	@CHI	L	3-3	21,108	L1	Diaw (20)	Wallace (9)	Salmons (27)
7	11/10	81-93	ORL	L	3-4	13,415	L2	Felton (18)	Wallace (9)	Carter/Howard (15)
8	11/11	75-98	@DET	L	3-5	15,417	L3	Mohammed (13)	Mohammed (13)	Villanueva (30)
9	11/14	74-80	POR	L	3-6	15,872	L4	Diaw (21)	Chandler/Wallace (8)	Roy (25)
10	11/16	91-97	@ORL	L	3-7	17,461	L5	Murray (31)	Jackson/Wallace (9)	Nelson (16)
11	11/18	84-86	@PHI	L	3-8	11,585	L6	Jackson (26)	Wallace (12)	Igoudala (25)
12	11/20	88-95	@MIL	L	3-9	15,578	L7	Jackson/Wallace (22)	Wallace (10)	Jennings (29)
13	11/22	104-88	IND	W	4-9	14,730	W1	Mohammed (18)	Wallace (11)	D. Jones (19)
14	11/25	116-81	TOR	W	5-9	13,689	W2	Wallace (31)	Wallace (13)	Bosh (18)
15	11/27	94-87	CLE	W	6-9	19,168	W3	Wallace (31)	Wallace (14)	James (25)
16	11/28	92-76	@WAS	W	7-9	17,111	W4	Wallace (14)	Wallace (14)	Butler (19)
17	12/1	90-108	BOS	L	7-10	15,129	L1	Mohammed (16)	Wallace (8)	R. Allen (27)
18	12/4	91-97	@NJ	L	7-11	12,131	L2	Felton/Jackson (28)	Wallace (20)	Lopez (31)
19	12/5	106-105	PHI	W	8-11	13,352	W1	Diaw (28)	Wallace (14)	Green (26)
20	12/8	107-95	DEN	W	9-11	14,127	W2	Jackson/Wallace (25)	Wallace (16)	Anthony (34)
21	12/11	85-104	@SA	L	9-12	17,508	L1	Jackson (23)	Wallace (16)	Ginobili (22)
22	12/12	*97-98	@DAL	L	9-13	20,151	L2	Jackson (28)	Wallace (16)	Nowitzki (36)
23	12/15	94-87	NY	W	10-13	13,606	W1	Jackson (24)	Chandler (12)	Duhon (18)
24	12/16	98-101	@IND	L	10-14	11,888	L1	Wallace (29)	Chandler (13)	Murphy (26)
25	12/19	102-110	UTA	L	10-15	14,963	L2	Wallace (30)	Wallace (13)	Williams (23)
26	12/20	94-98	DEN	L	10-16	18,767	L3	Felton (27)	Chandler (14)	Chandler (26)
27	12/22	88-76	DET	W	11-16	16,864	W1	Wallace (29)	Wallace (12)	Stuckey (20)
28	12/26	91-98	@OKC	L	11-17	17,961	L1	Jackson (24)	Jackson/Mohammed (8)	Durant (30)
29	12/28	94-84	MIL	W	12-17	15,473	W1	Wallace (21)	Wallace (14)	Jennings (24)
30	12/30	103-107	@TOR	L	12-18	18,979	L1	Jackson (30)	Wallace (16)	Bosh (33)
31	1/2	107-97	@MIA	W	13-18	17,856	W1	Jackson (25)	Jackson/Wallace (8)	Wade (29)
32	1/3	91-88	@CLE	W	14-18	20,562	W2	Jackson (22)	Wallace (12)	James (29)
33	1/5	113-108	CHI	W	15-18	13,749	W3	Wallace (32)	Wallace (9)	Rose (24)
34	1/7	93-97	@NY	L	15-19	19,763	L1	Jackson (26)	Wallace (9)	Chandler (27)
35	1/9	89-87	MEM	W	16-19	15,438	W1	Felton (19)	Diaw (10)	Mayo (25)
36	1/12	102-94	HOU	W	17-19	11,463	W2	Jackson (43)	Jackson/Wallace (8)	Ariza (19)
37	1/15	92-76	SA	W	18-19	15,742	W3	Diaw (26)	Diaw (11)	4 players (11)
38	1/16	125-99	PHO	W	19-19	17,574	W4	Jackson/Wallace (29)	Wallace (13)	Stoudemire (19)
39	1/18	105-103	SAC	W	20-19	13,678	W5	Wallace (28)	Felton (9)	Evans (34)
40	1/20	104-65	MIA	W	21-19	14,212	W6	Jackson (24)	Mohammed/Wallace (10)	Wright/Wade (16)
41	1/22	89-103	@ATL	L	21-20	14,701	L1	Wallace (25)	Jackson/Mohammed/Wallace (6)	Crawford (24)
42	1/23	*95-106	ORL	L	21-21	19,277	L2	Augustin (22)	Diaw/Wallace (10)	Carter/Nelson (31)
43	1/25	93-104	@PHI	L	21-22	16,909	L3	Jackson (22)	Wallace (7)	Billups (27)
44	1/26	*114-109	@DEN	W	22-22	15,722	W1	Jackson (30)	Diaw (11)	Nash (23)
45	1/29	121-110	@GS	W	23-22	17,850	W2	Jackson/Wallace (30)	Wallace (13)	Maggette (25)
46	1/30	103-96	@SAC	W	24-22	14,186	W3	Wallace (38)	Wallace (11)	Martin (31)
47	2/1	79-98	@POR	L	24-23	20,106	L1	Jackson (23)	Wallace (10)	Aldridge (17)
48	2/3	97-99	@LAL	L	24-24	18,997	L2	Jackson (30)	Mohammed (17)	Odum (19)
49	2/6	99-104	NO	L	24-25	19,164	L3	Jackson (26)	Diaw (8)	Collison (24)
50	2/9	94-92	WAS	W	25-25	12,376	W1	Jackson (22)	Wallace (13)	Butler (23)
51	2/10	93-92	@MIN	W	26-25	13,352	W2	Jackson (33)	Mohammed (20)	Jefferson (19)
52	2/16	94-103	NJ	L	26-26	13,712	L1	Wallace (21)	Diaw/Wallace (10)	Lee (21)
53	2/19	110-93	CLE	W	27-26	19,568	W1	Jackson (29)	Thomas (12)	James (22)
54	2/20	88-93	@MIL	L	27-27	17,174	L1	Jackson (35)	Thomas (11)	Jennings/Salmons (19)
55	2/22	94-98	@LAC	L	27-28	15,892	L2	Wallace (32)	Wallace (12)	Butler (20)
56	2/24	93-102	@UTA	L	27-29	19,911	L3	Wallace (27)	Wallace (8)	Boozer (33)
57	2/26	93-89	@MEM	W	28-29	14,713	W1	Jackson (32)	Jackson (11)	Randolph (24)
58	3/1	84-89	DAL	L	28-30	15,961	L1	Jackson (20)	Thomas (12)	Nowitzki (27)
59	3/3	80-104	@BOS	L	28-31	18,624	L2	Thomas (15)	Thomas (10)	Pierce (27)
60	3/5	98-83	LAL	W	29-31	19,568	W1	Jackson (21)	Wallace (10)	Bryant (26)
61	3/6	101-90	GS	W	30-31	19,392	W2	Augustin (19)	Diaw (12)	Curry (25)
62	3/9	83-78	MIA	W	31-31	18,646	W3	Jackson (17)	Wallace (17)	Wade (27)
63	3/10	102-87	@PHI	W	32-31	11,358	W4	Wallace (28)	Jackson (10)	Carney (14)
64	3/12	106-98	LAC	W	33-31	15,835	W5	Chandler (9)	Chandler (9)	B. Davis (24)
65	3/14	96-89	@ORL	W	34-31	17,461	W6	Jackson (28)	Ratiff/Thomas (9)	Howard (27)
66	3/16	94-99	@IND	L	34-32	10,850	L1	Diaw/Jackson (20)	Jackson (9)	Granger (26)
67	3/17	100-92	OKC	W	35-32	16,179	W1	Jackson (20)	Jackson (9)	Durant (26)
68	3/19	*92-93	@ATL	L	35-33	17,697	L1	Felton (25)	Wallace (16)	Johnson/Josh Smith (18)
69	3/20	71-77	@MIA	L	35-34	18,766	L2	Jackson (18)	Chandler (11)	Richardson (18)
70	3/23	*95-86	@WAS	W	36-34	12,742	W1	Diaw/Wallace (17)	Wallace (19)	Miller (15)
71	3/24	108-95	MIN	W	37-34	14,457	W2	Jackson (37)	Chandler (9)	Jefferson (21)
72	3/26	107-96	WAS	W	38-34	16,365	W3	Wallace (23)	Wallace (16)	Gee (19)
73	3/29	101-103	TOR	L	38-35	14,534	L1	Felton/Jackson (18)	Wallace (8)	Bosh (22)
74	3/31	103-84	PHI	W	39-35	14,139	W1	Wallace (24)	Wallace (12)	Igoudala (14)
75	4/2	*87-86	MIL	W	40-35	18,118	W2	Jackson (32)	Wallace (11)	Salmons (28)
76	4/3	88-96	@CHI	L	40-36	20,996	L1	Diaw (18)	Diaw (7)	R. Rose (26)
77	4/6	109-100	ATL	W	41-36	18,610	W1	Diaw (28)	Diaw (9)	Evans (20)
78	4/7	104-103	@HOU	W	42-36	13,333	W2	Jackson (29)	Chandler (10)	Thornhill (36)
79	4/9	90-97	@NO	L	42-37	16,488	L1	Diaw/Wallace (18)	Chandler (12)	Brooks (23)
80	4/10	99-95	DEN	W	43-37	19,328	W1	Hughes (18)	Jackson/Ratiff (6)	Gordon (21)
81	4/12	105-95	@NJ	W	44-37	14,118	W2	Jackson (17)	Jackson (9)	Harris (22)
82	4/14	89-98	CHI	L	44-38	17,439	L1	Thomas (16)	Thomas (9)	Rose (27)

* Denotes number of overtime periods



2008-09 FINAL ROSTER

FRONT OFFICE

BBALL OPS

PLAYERS

13-14 REVIEW

HISTORY

RECORDS

PLAYOFFS

NBA

MISC.



Record: 35-47 **Home:** 23-18 **Road:** 12-29 **Overtime:** 5-3 **Eastern:** 20-32 **Western:** 15-15

No.	Player	Pos.	Ht.	Wt.	Birthdate	From	Yrs Pro
21	Alexis Ajinca	C	7-0	220	5/6/88	France	R
14	D.J. Augustin	G	6-0	180	11/10/87	Texas	R
19	Raja Bell	G	6-5	215	9/19/76	Florida International	8
32	Boris Diaw	F	6-8	235	4/16/82	France	5
7	DeSagana Diop	C	7-0	280	1/30/82	Oak Hill Academy (VA)	7
20	Raymond Felton	G	6-1	198	6/26/84	North Carolina	3
5	Juwan Howard	F	6-9	250	2/7/73	Michigan	14
2	Dontell Jefferson	G	6-5	195	12/15/83	Arkansas	R
1	Cartier Martin	F	6-7	220	11/20/84	Kansas State	R
42	Sean May	F	6-9	266	4/4/84	North Carolina	3
6	Nazr Mohammed	C	6-10	250	9/5/77	Kentucky	10
50	Emeka Okafor	F/C	6-10	255	9/28/82	Connecticut	4
10	Vladimir Radmanovic	F	6-10	235	10/10/80	Serbia	7
44	Sean Singletary	G	6-0	185	9/6/85	Virginia	R
3	Gerald Wallace	F	6-7	220	7/23/82	Alabama	7

Head Coach: Larry Brown (North Carolina)

Assistant Coaches: Herb Brown (Vermont), Jeff Campbell (Fayetteville State), Phil Ford (North Carolina), Dave Hanners (North Carolina), LaSalle Thompson (Texas)

Head Athletic Trainer: Steve Stricker (Iowa State)

Strength & Conditioning Coach: Michael Irr (Connecticut)

Assistant Athletic Trainer: Dennis Williams (South Carolina)

Equipment Manager: Fred Glover (Campbell)

Player	G	GS	MIN	FG	FBA	PCT	3FG	FGBA	PCT	FT	FTA	PCT	OFF	DEF	TOT	AST	PF	DQ	STL	TO	BLK	PTS	AVG
Richardson	14	14	491	97	220	.441	27	59	.458	41	55	.745	13	45	58	36	43	1	14	24	3	262	18.7
Wallace	71	71	2669	389	811	.480	39	131	.298	365	454	.804	112	441	553	189	210	7	121	148	67	1182	16.6
Felton	82	81	3086	442	1083	.408	59	207	.285	219	272	.805	54	256	310	553	191	1	126	228	30	1162	14.2
Diaw (TOT)	81	59	2754	448	884	.507	75	181	.414	101	147	.687	118	314	432	333	202	1	61	215	53	1072	13.2
Diaw (CHA)	59	59	2216	368	743	.495	70	167	.419	83	121	.686	94	254	348	287	163	1	50	178	44	889	15.1
Okafor	82	81	2691	433	772	.561	0	0	---	219	369	.593	275	552	827	53	247	3	48	144	136	1085	13.2
Bell (TOT)	67	66	2315	299	684	.437	114	271	.421	87	102	.853	41	202	243	142	166	1	50	86	8	799	11.9
Bell (CHA)	45	44	1603	223	507	.440	70	177	.395	71	81	.877	33	146	179	113	109	0	37	68	6	587	13.0
Augustin	72	12	1908	267	621	.430	108	246	.439	208	233	.893	17	116	133	250	140	1	42	119	2	850	11.8
Radmanovic (TOT)	78	31	1445	196	466	.421	105	262	.401	43	58	.741	45	177	222	81	111	0	46	98	15	540	6.9
Radmanovic (CHA)	32	3	674	101	252	.401	45	126	.357	20	31	.645	27	78	105	43	60	0	18	51	8	267	8.3
Dudley	20	7	427	45	96	.469	3	8	.375	15	24	.625	25	34	59	19	40	1	18	10	2	108	5.4
Jefferson	6	0	84	11	22	.500	1	2	.500	6	9	.667	1	11	12	9	9	0	4	6	1	29	4.8
S. Brown	30	0	341	56	123	.455	8	28	.286	24	30	.800	8	16	24	28	33	0	18	29	5	144	4.8
Morrison	44	5	667	76	211	.360	31	92	.337	16	21	.762	16	56	72	38	73	0	9	29	4	199	4.5
Howard (TOT)	42	2	472	75	147	.510	0	0	---	23	34	.676	30	46	76	26	71	0	7	26	6	173	4.1
Howard (CHA)	39	2	450	74	145	.510	0	0	---	23	34	.676	29	43	72	24	67	0	6	26	5	171	4.4
Carroll	34	10	475	56	138	.406	12	45	.267	15	19	.789	5	50	55	24	53	0	18	26	5	139	4.1
May	24	12	301	39	98	.398	1	1	1.000	14	20	.700	20	49	69	10	32	0	5	26	4	93	3.9
Hollins	18	1	184	19	35	.543	0	0	---	26	39	.667	19	17	36	4	34	0	3	10	17	64	3.6
Mohammed	39	1	341	41	101	.406	0	0	---	22	40	.550	35	44	79	8	63	0	5	23	16	104	2.7
Martin	33	1	266	28	77	.364	10	33	.303	20	25	.800	7	26	33	13	33	0	8	9	4	86	2.6
Singletary (TOT)	37	2	303	31	85	.365	10	25	.400	18	21	.857	10	25	35	29	45	0	11	23	0	90	2.4
Singletary (CHA)	24	1	181	19	48	.396	6	15	.400	12	15	.800	5	14	19	17	31	0	5	18	0	56	2.3
Diop (TOT)	75	1	1036	74	171	.433	0	0	---	22	66	.333	114	159	273	32	128	1	29	39	56	170	2.3
Diop (CHA)	41	1	584	52	113	.460	0	0	---	10	37	.270	69	86	155	19	73	0	17	28	31	114	2.8
Ajinca	31	4	182	25	69	.362	0	2	.000	20	28	.714	9	21	30	3	34	0	7	12	6	70	2.3
Jones	6	0	52	4	7	.571	0	0	---	4	6	.667	6	6	12	0	6	0	0	1	12	2.0	
A. Brown	4	0	41	1	7	.143	0	0	---	2	2	1.000	7	5	12	1	9	0	1	5	0	4	1.0
Johnson	2	0	13	0	0	---	0	0	---	0	0	---	0	0	0	1	0	0	0	0	0	0	0.0
BOBCATS	82	--	19930	2866	6299	.455	490	1339	.366	1455	1965	.740	886	2366	3252	1741	1754	15	580	1279	397	7677	93.6
OPPONENTS	82	--	19930	2883	6349	.454	558	1526	.366	1457	1928	.756	877	2310	3187	1604	1714	24	626	1206	488	7781	94.9



G	Date	Score	Opp	W/L	Record	Atten.	Streak	Charlotte	Charlotte	Opponent
								High Scorer	High Rebounder	High Scorer
1	10/30	79-96	@CLE	L	0-1	20,562	L1	Richardson (24)	Okafor (12)	Gibson (25)
2	11/1	100-87	MIA	W	1-1	19,238	W1	Wallace (34)	Okafor (13)	Beasley (25)
3	11/3	83-101	DET	L	1-2	11,023	L1	Brown (16)	Wallace (12)	Hamilton (19)
4	11/5	98-101	@NY	L	1-3	17,977	L2	Felton (18)	Okafor (15)	Randolph (25)
5	11/7	92-89	NO	W	2-3	13,435	W1	Felton/Richardson (20)	Okafor (10)	Paul/Stojakovic (20)
6	11/9	79-89	TOR	L	2-4	12,111	L1	Augustin (14)	Wallace (8)	Bosh (30)
7	11/11	80-88	DEN	L	2-5	10,753	L2	Richardson (23)	Okafor (8)	Anthony (25)
8	11/14	104-96	UTA	W	3-5	14,189	W1	Felton (23)	Wallace (9)	Bozser (26)
9	11/16	85-90	ORL	L	3-6	12,639	L1	Wallace (19)	Okafor/Wallace (9)	Turkoglu (20)
10	11/18	83-100	DAL	L	3-7	10,935	L2	Augustin (21)	Okafor (9)	Nowitzki (32)
11	11/21	83-88	@ATL	L	3-8	15,068	L3	Augustin (26)	Okafor (11)	Johnson (30)
12	11/22	74-79	MIL	L	3-9	12,096	L4	Wallace (18)	Okafor (18)	Sessions (18)
13	11/24	93-84	PHI	W	4-9	10,848	W1	Augustin (25)	Okafor (9)	Brand (18)
14	11/26	86-93	@TOR	L	4-10	17,414	L1	Wallace (23)	Okafor (14)	Bosh (39)
15	11/28	*115-108	@IND	W	5-10	17,160	W1	Felton (31)	Okafor (20)	Granger (35)
16	11/29	84-89	BOS	L	5-11	19,177	L1	Wallace (23)	Wallace (8)	Pierce (19)
17	12/1	100-90	MIN	W	6-11	9,285	W1	Richardson (25)	Okafor (10)	Foye (23)
18	12/3	103-97	OKC	W	7-11	11,629	W2	Okafor (25)	Okafor (13)	Durant (24)
19	12/5	96-101	@MIL	L	7-12	14,875	L1	Richardson (20)	Okafor (8)	Redd (25)
20	12/6	74-94	CLE	L	7-13	19,133	L2	Augustin (17)	Okafor (8)	James (25)
21	12/8	96-100	@MIA	L	7-14	15,024	L3	Richardson (24)	Okafor (12)	Wade (41)
22	12/10	89-105	@IND	L	7-15	15,750	L4	Augustin (28)	Okafor (8)	Stojakovic/West (17)
23	12/11	90-95	@DAL	L	7-16	19,736	L5	Okafor (27)	Okafor (17)	Terry (26)
24	12/13	86-90	DET	L	7-17	17,373	L6	Wallace (22)	Okafor (12)	Iverson (20)
25	12/15	79-83	@ATL	L	7-18	12,733	L7	Diaw (25)	Okafor (11)	Johnson (28)
26	12/16	*110-101	CHI	W	8-18	11,225	W1	Augustin (29)	Okafor (13)	Gordon (25)
27	12/19	112-83	@MEM	W	9-18	11,869	W2	Diaw (10)	Diaw (10)	Gay (17)
28	12/20	103-110	GS	L	9-19	13,068	L1	Wallace (26)	Wallace (26)	Crawford (50)
29	12/23	80-72	WAS	W	10-19	13,776	W1	Okafor (29)	Okafor (18)	Butler (31)
30	12/26	95-87	@NY	W	11-19	16,852	W2	Felton (22)	Wallace (13)	Carter (19)
31	12/27	*103-114	NU	L	11-20	15,837	L1	Wallace (32)	Okafor (10)	Carter (28)
32	12/30	89-93	NY	L	11-21	15,108	L2	Wallace (21)	Okafor (15)	Chandler (19)
33	1/2	75-103	@MIL	L	11-22	15,107	L3	Diaw (16)	Okafor (12)	Redd (31)
34	1/3	102-92	MIL	W	12-22	14,201	W1	Wallace (24)	Diaw/Felton/Okafor (6)	Jefferson (16)
35	1/6	*114-106	BOS	W	13-22	17,112	W2	Felton (25)	Okafor (17)	Pierce (28)
36	1/7	81-111	@CLE	L	13-23	20,562	L1	Felton (15)	Diaw (8)	James (21)
37	1/9	87-93	@PHI	L	13-24	14,235	L2	Okafor (24)	Okafor (11)	Miller (22)
38	1/10	92-89	@WAS	W	14-24	20,173	W1	Bell (19)	Okafor (6)	Butler (19)
39	1/13	80-78	@DET	W	15-24	22,076	W2	Felton (23)	Wallace (10)	Stuckey (22)
40	1/17	*102-97	POR	W	16-24	17,842	W3	Wallace (31)	Wallace (16)	Aldridge (21)
41	1/19	84-86	SAN	L	16-25	16,160	L1	Bell (25)	Diaw (13)	Duncan (17)
42	1/21	101-86	MEM	W	17-25	11,249	W1	Bell (25)	Okafor (15)	Gay (26)
43	1/23	98-76	PHO	W	18-25	19,104	W2	Wallace (28)	Diaw (11)	O'Neal (20)
44	1/25	93-98	@IND	L	18-26	10,936	L1	Bell/Diaw (18)	Okafor (8)	Granger (27)
45	1/27	*117-110	@LAL	W	19-26	18,997	W1	Diaw (23)	Felton/Okafor (11)	Bryant (38)
46	1/28	74-88	@POR	L	19-27	20,380	L1	Okafor (18)	Felton/Okafor (5)	Aldridge (25)
47	1/30	99-110	@DEN	L	19-28	18,463	L2	Bell (27)	Diop (7)	Nene (22)
48	2/2	86-105	UTA	L	19-29	19,913	L3	Felton (16)	Okafor (7)	Okur (22)
49	2/6	97-102	ATL	L	19-30	15,140	L4	Bell (17)	Okafor (19)	Williams (29)
50	2/8	92-96	MIA	L	19-31	17,656	L5	Augustin (27)	Okafor (8)	Wade (22)
51	2/9	94-73	LAC	W	20-31	10,852	W1	Okafor (19)	Okafor (16)	Randolph (20)
52	2/11	101-89	WAS	W	21-31	10,237	W2	Augustin (24)	Okafor (13)	Butler (26)
53	2/17	*102-107	@ORL	L	21-32	17,461	L1	Felton (22)	Felton (10)	Howard (45)
54	2/18	103-94	IND	W	22-32	12,374	W1	Wallace (25)	Okafor (12)	Jack/Murphy (18)
55	2/20	80-92	ORL	L	22-33	19,244	L1	Felton (16)	Okafor (11)	Turkoglu (24)
56	2/22	78-99	HOU	L	22-34	17,124	L2	Diaw/Felton/Okafor (13)	Okafor (11)	Artest (26)
57	2/24	102-112	@PHO	L	22-35	18,422	L3	Diaw (27)	Diaw (10)	Nash (22)
58	2/25	98-91	@SAC	W	23-35	10,439	W1	Wallace (27)	Okafor (11)	Martin (27)
59	2/27	112-109	@GS	W	24-35	18,653	W2	Felton (26)	Okafor/Wallace (11)	Jackson (33)
60	2/28	100-95	@LAC	W	25-35	16,349	W3	Okafor (28)	Okafor/Wallace (9)	Randolph (33)
61	3/3	96-80	CHI	W	26-35	14,216	W4	Bell/Felton (18)	Okafor (10)	Gordon/Iy. Thomas (14)
62	3/6	98-91	ATL	W	27-35	15,058	W5	Wallace (21)	Okafor (11)	Horford (15)
63	3/7	114-105	@NY	W	28-35	19,763	W6	Wallace (23)	Wallace (13)	Harrington (24)
64	3/10	86-100	@SAN	L	28-36	18,254	L1	Bell/Okafor (16)	Diop/Wallace (7)	Mason/Parker (21)
65	3/13	86-91	HOU	L	28-37	16,809	L2	Wallace (17)	Okafor/Wallace (8)	Yao (23)
66	3/14	100-108	@MIN	L	28-38	15,276	L3	Wallace (26)	Wallace (10)	Love (22)
67	3/16	112-86	TOR	W	29-38	11,349	W1	Wallace (25)	Wallace/Radmanovic (9)	Bosh (18)
68	3/18	104-88	SAC	W	30-38	13,594	W2	Wallace (25)	Wallace (12)	McCants (30)
69	3/20	102-89	@TOR	W	31-38	18,641	W3	Diaw/Wallace (30)	Wallace (9)	Bosh (35)
70	3/21	83-108	IND	L	31-39	15,721	L1	Diaw (15)	Okafor (9)	Jack (31)
71	3/25	93-95	@WAS	L	31-40	14,657	L2	Wallace (21)	Wallace (11)	Jamison (27)
72	3/27	100-95	@PHI	W	32-40	19,098	W1	Diaw (24)	Wallace (11)	Igoudala (25)
73	3/28	96-85	NY	W	33-40	19,133	W2	Wallace (23)	Okafor (14)	Chandler/Harrington (18)
74	3/31	94-84	LAL	W	34-40	19,568	W3	Wallace (21)	Wallace (13)	Bryant (25)
75	4/1	**109-111	@BOS	L	34-41	18,624	L1	Wallace (20)	Okafor/Wallace (10)	Pierce (32)
76	4/3	92-97	MIA	L	34-42	19,568	L2	Wallace (21)	Okafor (13)	Wade (27)
77	4/5	97-104	@DET	L	34-43	22,076	L3	Augustin (22)	Okafor (16)	Bryant (32)
78	4/7	101-98	PHI	W	35-43	16,499	W1	Felton (22)	Okafor (12)	Miller (23)
79	4/10	81-84	@OKC	L	35-44	19,136	L1	Augustin (20)	Wallace (14)	Durant (20)
80	4/11	106-113	@CHI	L	35-45	20,265	L2	Felton (26)	Okafor (14)	Gordon (39)
81	4/13	87-91	@NJ	L	35-46	14,519	L3	Felton (19)	Diaw/Diop/Okafor (5)	Lopez (18)
82	4/15	73-98	@ORL	L	35-47	17,461	L4	Felton (23)	Wallace (10)	Battie (21)

* Denotes number of overtime periods



2007-08 FINAL ROSTER

FRONT OFFICE

BBALL OPS

PLAYERS

13-14 REVIEW

HISTORY

RECORDS

PLAYOFFS

NBA

MISC.



Record: 32-50

Home: 21-20

Road: 11-30

Overtime: 2-5

Eastern: 19-33

Western: 13-17

No.	Player	Pos.	Ht.	Wt.	Birthdate	From	Yrs Pro
1	Derek Anderson	G	6-5	195	7/18/74	Kentucky	10
11	Earl Boykins	G	5-5	135	6/2/76	Eastern Michigan	9
13	Matt Carroll	G	6-6	212	8/28/80	Notre Dame	4
33	Jermareo Davidson	F/C	6-10	230	11/17/84	Alabama	R
4	Jared Dudley	G/F	6-7	225	7/10/85	Boston College	R
20	Raymond Felton	G	6-1	198	6/26/84	North Carolina	2
4	Othella Harrington	F	6-9	235	1/31/74	Georgetown	11
15	Ryan Hollins	C	7-0	230	10/10/84	UCLA	1
42	Sean May	F	6-9	266	4/4/84	North Carolina	2
6	Nazr Mohammed	C	6-10	250	9/5/77	Kentucky	9
35	Adam Morrison	F	6-8	205	7/19/84	Gonzaga	1
50	Emeka Okafor	F/C	6-10	255	9/28/82	Connecticut	3
23	Jason Richardson	G	6-6	225	1/20/81	Michigan State	6
3	Gerald Wallace	G/F	6-7	220	7/23/82	Alabama	6

Head Coach: Sam Vincent (Michigan State)

Lead Assistant Coach: Lee Rose (Transylvania)

Assistant Coaches: Phil Ford (North Carolina), Paul Mokeski (Kansas), Jeff Capel (Fayetteville State), Mike Sanders (UCLA)

Head Athletic Trainer: Joe Sharpe (Old Dominion)

Strength & Conditioning Coach: Mark Coffelt (Lindenwood)

Assistant Athletic Trainer: Dennis Williams (South Carolina)

Equipment Manager: Fred Glover (Campbell)

Player	G	GS	MIN	FG	FGA	PCT	3FG	FGA	PCT	FT	FTA	PCT	OFF	DEF	TOT	AST	PF	DQ	STL	TO	BLK	PTS	AVG
Richardson	82	82	3149	648	1468	.441	243	599	.406	249	331	.752	80	361	441	258	241	3	116	166	57	1788	21.8
Wallace	62	59	2376	408	908	.449	71	221	.321	313	428	.731	58	315	373	216	189	1	131	180	58	1200	19.4
Felton	79	79	2972	412	997	.413	56	200	.280	260	325	.800	37	199	236	583	184	0	96	213	12	1140	14.4
Okafor	82	82	2718	460	860	.535	0	0	---	213	374	.570	255	621	876	70	241	3	62	164	138	1133	13.8
Carroll	80	18	2016	252	589	.428	105	241	.436	111	138	.804	33	193	226	73	187	0	46	58	19	720	9.0
Mohammed (TOT)	82	29	1650	272	528	.515	0	1	.000	95	163	.583	194	300	494	72	230	1	45	101	60	639	7.8
Mohammed (CHA)	61	29	1422	244	469	.520	0	0	---	82	133	.617	165	256	421	66	194	1	38	90	52	570	9.3
Dudley	73	14	1384	163	348	.468	9	41	.220	87	118	.737	121	165	286	81	128	1	55	50	10	422	5.8
Boykins	36	0	577	61	172	.355	14	44	.318	49	59	.831	9	25	34	96	21	0	13	41	0	185	5.1
Anderson	28	0	396	47	125	.376	19	52	.365	28	38	.737	9	43	52	44	49	0	12	25	1	141	5.0
McInnis	54	26	1410	108	249	.434	3	19	.158	23	30	.767	16	80	96	220	120	0	23	76	3	242	4.5
Herrmann	17	0	174	25	65	.385	9	26	.346	9	10	.900	10	26	36	4	12	0	4	4	15	120	3.2
Davidson	38	2	322	51	125	.408	0	0	---	18	28	.643	21	41	62	13	46	0	7	17	15	120	3.2
Hollins	60	1	532	46	94	.489	0	0	---	55	82	.671	53	54	107	14	96	1	10	25	30	147	2.5
Harrington	22	0	166	18	42	.429	0	0	---	10	16	.625	11	31	42	4	34	0	1	11	4	46	2.1
Brezec	20	18	267	17	43	.395	0	0	---	3	5	.600	14	30	44	6	35	0	0	15	3	37	1.9
BOBCATS	82	--	19880	2960	6554	.452	529	1443	.367	1510	2115	.714	892	2440	3332	1748	1777	10	614	1204	402	7959	97.1
OPPONENTS	82	--	19880	3115	6684	.466	517	1456	.355	1571	2102	.747	999	2588	3587	1785	1721	16	625	1177	476	8318	101.4



G	Date	Score	Opp	W/L	Record	Atten.	Streak	Charlotte		Charlotte		Opponent
								High Scorer	High Rebounder	High Scorer	High Scorer	
1	11/2	102-99	MIL	W	1-0	16,368	W1	Felton (26)	Okafor (14)	Redd (21)		
2	11/4	90-88	MEM	W	2-0	19,600	W2	Richardson (29)	Okafor (13)	Haslem (18)		
3	11/6	83-115	PHX	L	2-1	12,408	L1	Dudley (16)	Wallace (11)	Barbosa/Bell/Marion (16)		
4	11/7	63-94	PHI	L	2-2	9,317	L2	Carroll (16)	Okafor (11)	Igoudala (19)		
5	11/9	96-87	IND	W	3-2	12,044	W1	Wallace (28)	Okafor (23)	O'Neal (18)		
6	11/11	82-85	HOU	L	3-3	11,936	L1	Carroll (17)	Okafor (11)	Yao-34		
7	11/13	91-76	MIA	W	4-3	12,169	W1	Wallace (19)	Okafor (10)	O'Neal (17)		
8	11/14	109-117	ATL	L	4-4	12,239	L1	Wallace/Richardson (27)	Okafor (8)	J. Johnson (34)		
9	11/17	100-84	SEA	W	5-4	13,697	W1	Wallace (27)	Okafor (15)	Wilcox (34)		
10	11/19	101-92	POR	W	6-4	10,612	W2	Wallace (27)	Okafor (12)	Jack (18)		
11	11/21	*111-114	WAS	L	6-5	12,193	L1	Felton (27)	Okafor (14)	Butler (39)		
12	11/23	92-105	OKL	L	6-6	17,136	L2	Herrmann (16)	Okafor (18)	Howard (34)		
13	11/24	95-96	BOS	L	6-7	19,201	L3	Richardson (25)	Dudley/Richardson/Okafor (9)	Garnett/ Pierce (23)		
14	11/27	90-110	CHI	L	6-8	19,600	L4	Wallace (16)	Felton/Okafor (6)	Davis (23)		
15	12/1	95-111	CLE	L	6-9	21,729	L5	Richardson (22)	Okafor (9)	Gordon (34)		
16	12/3	79-98	TOR	L	6-10	17,439	L6	Wallace (19)	Dudley (10)	Delfino/Humphries (17)		
17	12/5	82-91	CHI	L	6-11	13,227	L7	Wallace (22)	Okafor (10)	Deng (30)		
18	12/8	96-93	CLE	W	7-11	17,624	W1	Wallace (22)	Richardson (8)	Hughes (22)		
19	12/9	85-104	DET	L	7-12	22,076	L1	Richardson (15)	Anderson (5)	Billups (20)		
20	12/12	108-103	LAC	W	8-12	10,751	W1	Felton (26)	Okafor (16)	Maggette (23)		
21	12/14	87-103	ORL	L	8-13	19,109	L1	Felton (18)	Okafor (12)	Howard (33)		
22	12/5	84-93	ATL	L	8-14	14,040	L2	Wallace (24)	Okafor (14)	J. Johnson (31)		
23	12/19	98-92	UTA	W	9-14	13,014	W1	Wallace (26)	Okafor (9)	Boozer (21)		
24	12/21	105-95	NYK	W	10-14	15,130	W2	Wallace (27)	Mohammed (14)	Robinson (20)		
25	12/22	99-103	MEM	L	10-15	15,796	L1	Richardson (30)	Mohammed (11)	Yi (29)		
26	12/26	104-108	WAS	L	10-16	14,705	L2	Wallace (32)	Mohammed (12)	Jamison (26)		
27	12/28	95-99	NOH	L	10-17	18,237	L3	Richardson (25)	Mohammed (14)	West (20)		
28	12/29	95-104	ORL	L	10-18	17,519	L4	Richardson (34)	Okafor (9)	Turkoglu (28)		
29	12/31	107-103	IND	W	11-18	12,223	W1	Wallace (36)	Okafor (10)	O'Neal (20)		
30	1/2	97-109	CHI	L	11-19	11,568	L1	Richardson (28)	Wallace (11)	Gordon (22)		
31	1/4	96-102	MUN	L	11-20	15,276	L2	Richardson (33)	Okafor (13)	Carter (30)		
32	1/6	89-93	MIL	L	11-21	10,884	L3	Wallace (25)	Mohammed (12)	Bell (27)		
33	1/8	115-99	NUN	W	12-21	11,913	W1	Richardson (25)	Wallace (11)	Jefferson (25)		
34	1/9	95-83	BOS	W	13-21	18,624	W2	Richardson (34)	Mohammed/Wallace (10)	Garnett (24)		
35	1/11	**106-113	CLE	L	13-22	20,562	L1	Wallace (27)	Mohammed (15)	James (31)		
36	1/12	*100-103	DET	L	13-23	19,091	L2	Wallace (26)	Okafor (15)	Billups (27)		
37	1/14	119-116	DEN	W	14-23	14,543	W1	Wallace (40)	Okafor (13)	Anthony (35)		
38	1/16	99-93	ORL	W	15-23	14,279	W2	Wallace-36	Wallace (14)	Howard (24)		
39	1/18	84-112	NOH	L	15-24	12,986	L1	Okafor (13)	Mohammed (11)	West (28)		
40	1/19	105-87	MEM	W	16-24	15,848	W1	Richardson (38)	Richardson (14)	Gasol (28)		
41	1/21	86-95	SAS	L	16-25	17,124	L1	Okafor (21)	Okafor (10)	Duncan (19)		
42	1/23	95-102	DAL	L	16-26	13,764	L2	Wallace/Richardson (22)	Wallace (11)	Harris (23)		
43	1/25	90-77	CHI	W	17-26	21,761	W1	Okafor (21)	Okafor (16)	Nocioni (25)		
44	1/26	96-103	PHI	L	17-27	18,074	L1	Richardson (35)	Okafor (16)	Igoudala (33)		
45	1/28	107-100	LAC	W	18-27	14,429	W1	Wallace (23)	Okafor (9)	Thomas (29)		
46	1/30	91-105	OKL	L	18-28	12,627	L1	Wallace (25)	Okafor (15)	Martin/Miller (22)		
47	2/1	96-127	GSW	L	18-29	20,064	L2	Okafor (20)	Okafor (18)	Ellis (21)		
48	2/2	101-117	DET	L	18-30	19,391	L3	Richardson (38)	Okafor (18)	Anthony (25)		
49	2/4	104-118	PHX	L	18-31	18,422	L4	Richardson (25)	Okafor (13)	Barbosa (30)		
50	2/8	90-104	NUN	L	18-32	16,319	L5	Wallace (21)	Okafor (17)	Jefferson (23)		
51	2/10	87-113	DET	L	18-33	22,076	L6	Richardson (27)	Okafor (9)	Prince (21)		
52	2/11	97-106	LAL	L	18-34	19,270	L7	Felton (29)	Okafor (13)	Bryant (31)		
53	2/13	*100-98	ATL	W	19-34	11,213	W1	Felton (22)	Okafor (21)	J. Johnson (23)		
54	2/19	65-85	SAS	L	19-35	18,383	L1	Felton (19)	Okafor (10)	Ginobili (18)		
55	2/22	*115-116	SAC	L	19-36	16,842	L2	Richardson (29)	Okafor (7)	Garcia (23)		
56	2/23	95-110	WAS	L	19-37	20,173	L3	Richardson (25)	Okafor (13)	Jamison (22)		
57	2/27	89-113	NYK	L	19-38	18,076	L4	Carroll (19)	Okafor (14)	Robinson (22)		
58	2/29	100-108	BOS	L	19-39	18,624	L5	Richardson (30)	Tied with (7)	R. Allen (23)		
59	3/2	110-98	TOR	W	20-39	12,083	W1	Richardson (30)	Okafor (15)	Parker (24)		
60	3/	109-89	MIN	W	21-39	10,019	W2	Richardson (25)	Okafor (11)	Jefferson (18)		
61	3/5	118-109	GSW	W	22-39	13,747	W3	Richardson (42)	Dudley (18)	Ellis (32)		
62	3/7	108-93	ATL	W	23-39	15,203	W4	Felton (23)	Okafor (15)	J. Johnson (20)		
63	3/8	100-97	WAS	W	24-39	20,173	W5	Richardson (34)	Okafor (9)	Jamison (30)		
64	3/12	93-118	DAL	L	24-40	20,279	L1	Felton (21)	Okafor (11)	Nowitzki (26)		
65	3/14	80-89	HOU	L	24-41	18,265	L2	Richardson (28)	Mohammed/Okafor (9)	McGrady (30)		
66	3/16	91-98	CLE	L	24-42	20,562	L3	Richardson (33)	Mohammed/Okafor (12)	James (33)		
67	3/17	80-98	MEM	L	24-43	10,971	L4	Anderson (17)	Mohammed/Wallace (7)	Navarro (21)		
68	3/19	95-102	OKL	L	24-44	10,813	L5	Richardson (20)	Richardson (10)	Murray (22)		
69	3/22	94-82	MIA	W	25-44	17,522	W1	Wallace (26)	Mohammed (14)	Williams (19)		
70	3/25	106-128	UTA	L	25-45	19,911	L1	Richardson (26)	Dudley/Mohammed/Richardson (5)	Boozer (28)		
71	3/26	108-95	LAL	W	26-45	18,997	W1	Richardson (34)	Okafor (11)	Bryant (27)		
72	3/28	96-93	SEA	W	27-45	13,592	W2	Richardson (27)	Okafor (9)	Durant (18)		
73	3/29	93-85	POR	W	28-45	19,980	W3	Okafor (21)	Carroll (7)	Outlaw (26)		
74	3/31	100-104	TOR	L	28-46	12,188	L1	Richardson (26)	Okafor (12)	Bosh (32)		
75	4/2	114-118	CLE	L	28-47	15,106	L2	Richardson (31)	Okafor (9)	James (29)		
76	4/4	105-100	TOR	W	29-47	19,800	W1	Richardson (27)	Okafor (13)	Bosh/Nesterovic (23)		
77	4/5	78-101	BOS	L	29-48	19,403	L1	Okafor (17)	Okafor (8)	Powe (22)		
78	4/8	121-119	MIN	W	30-48	15,728	W1	Richardson (36)	Mohammed (18)	Jefferson (40)		
79	4/9	107-109	OKL	L	30-49	18,943	L1	Richardson (25)	Richardson (10)	Crawford (18)		
80	4/12	107-103	IND	W	31-49	14,265	W1	Richardson (26)	Okafor (18)	Granger (37)		
81	4/15	108-112	MUN	L	31-50	14,532	L1	Richardson (31)	Okafor (15)	Jefferson (28)		
82	4/16	115-109	PHI	W	32-50	17,043	W1	Richardson (29)	Okafor (9)	Green (27)		

* Denotes number of overtime periods



2006-07 FINAL ROSTER

FRONT OFFICE

BBALL OPS

PLAYERS

13-14 REVIEW

HISTORY

RECORDS

PLAYOFFS

NBA

MISC.



Record: 33-49 **Home:** 20-21 **Road:** 13-28 **Overtime:** 5-5 **Eastern:** 24-28 **Western:** 9-21

No.	Player	Pos.	Ht.	Wt.	Birthdate	From	Yrs Pro
15	Alan Anderson	G/F	6-6	220	10/16/82	Michigan State	1
23	Derek Anderson	G	6-5	195	7/18/74	Kentucky	9
7	Primoz Brezec	C	7-1	252	10/2/79	Slovenia	5
13	Matt Carroll	G	6-6	212	8/28/80	Notre Dame	3
20	Raymond Felton	G	6-1	198	6/26/84	North Carolina	1
24	Othella Harrington	F/C	6-9	235	1/31/74	Georgetown	10
5	Walter Herrmann	F	6-9	225	6/26/79	Argentina	R
1	Ryan Hollins	C	7-0	230	10/10/84	UCLA	R
22	Brevin Knight	G	5-10	170	11/8/75	Stanford	9
42	Sean May	F	6-9	266	4/4/84	North Carolina	1
0	Jeff McInnis	G	6-4	190	10/22/74	North Carolina	9
35	Adam Morrison	F	6-8	205	7/19/84	Gonzaga	R
50	Emeka Okafor	F/C	6-10	252	9/28/82	Connecticut	2
43	Jake Voskuhl	C	6-11	255	11/1/77	Connecticut	6
3	Gerald Wallace	F	6-7	215	7/23/82	Alabama	5

General Manager & Head Coach: Bernie Bickerstaff (San Diego)

Assistant Coaches: John-Blair Bickerstaff (Minnesota),

Jeff Capel (Fayetteville State), Gary Kloppenburg (San Diego),

John Outlaw (Jackson State)

Head Athletic Trainer: Joe Sharpe (Old Dominion)

Strength & Conditioning Coach: Mark Coffelt (Lindenwood)

Assistant Athletic Trainer/Equipment Manager:

Dennis Williams (South Carolina)

Player	G	GS	MIN	FG	FGA	PCT	3FG	FGA	PCT	FT	FTA	PCT	OFF	DEF	TOT	AST	PF	DQ	STL	TO	BLK	PTS	AVG
Wallace	72	71	2640	478	952	.502	39	120	.325	309	447	.691	142	376	518	185	209	3	144	160	69	1304	18.1
Okafor	67	65	2329	394	740	.532	0	0	---	175	295	.593	258	499	757	80	210	4	57	111	172	963	14.4
Felton	78	75	2832	393	1024	.384	103	312	.330	204	256	.797	51	216	267	545	180	1	118	230	10	1093	14.0
Carroll	72	47	1878	285	658	.433	111	267	.416	188	208	.904	35	172	207	91	176	1	53	73	9	869	12.1
May	35	8	838	164	328	.500	2	3	.667	86	112	.768	73	160	233	66	100	0	19	56	24	416	11.9
Morrison	78	23	2326	355	944	.376	87	258	.337	120	169	.710	54	176	230	163	179	0	28	130	6	917	11.8
Herrmann	48	12	936	174	330	.527	53	115	.461	41	53	.774	28	111	139	26	76	0	17	32	7	442	9.2
Knight	45	25	1273	152	363	.419	1	18	.056	103	128	.805	14	101	115	296	113	2	67	95	3	408	9.1
D. Anderson	50	32	1190	126	294	.429	54	152	.355	93	106	.877	29	84	113	133	115	1	52	56	7	399	8.0
A. Anderson	17	0	256	37	81	.457	5	20	.250	19	23	.826	11	21	32	21	33	0	7	22	0	98	5.8
Brezec	58	40	838	122	274	.445	1	3	.333	43	68	.632	80	104	184	23	161	3	11	38	23	288	5.0
Voskuhl	73	9	1043	121	255	.475	0	0	---	77	113	.681	84	172	256	44	199	2	30	56	24	319	4.4
McInnis (TOT)	38	3	702	71	181	.392	1	8	.125	22	32	.688	14	48	62	124	72	0	14	42	0	165	4.3
McInnis (CHA)	38	3	702	71	181	.392	1	8	.125	22	32	.688	14	48	62	124	72	0	14	42	0	165	4.3
Ely	24	0	244	23	60	.383	0	0	---	24	35	.686	12	27	39	14	39	0	2	23	6	70	2.9
Harrington	26	0	220	25	56	.446	0	0	---	17	22	.773	13	25	38	6	49	0	1	15	1	67	2.6
Williams (TOT)	21	0	121	19	47	.404	8	19	.421	8	14	.571	3	14	17	7	12	0	3	7	0	54	2.6
Williams (CHA)	5	0	33	4	13	.308	0	2	.000	4	7	.571	2	1	3	1	6	0	1	2	0	12	2.4
Robinson	21	0	241	16	54	.296	0	2	.000	19	22	.864	9	33	42	17	28	0	13	16	1	51	2.4
Hollins	27	0	185	20	36	.556	0	0	---	24	40	.600	11	20	31	1	40	1	4	16	7	64	2.4
BOBCATS	82	--	20005	2960	6643	.446	457	1280	.357	1568	2136	.734	920	2346	3266	1836	1985	18	638	1224	369	7945	96.9
OPPONENTS	82	--	20005	2999	6450	.465	452	1245	.363	1802	2404	.750	929	2562	3491	1717	1786	8	603	1296	437	8252	100.6



G	Date	Score	Opp	W/L	Record	Atten.	Streak	Charlotte		Charlotte		Opponent
								High Scorer	High Rebounder	High Scorer	High Scorer	
1	11/1	99-106	IND	L	0-1	18,518	L1	Okafor (19)	Okafor (13)	O'Neal/Jasikevicius (20)	O'Neal/Jasikevicius (20)	O'Neal/Jasikevicius (20)
2	11/3	83-96	@MEM	L	0-2	13,787	L2	Morrison (21)	Okafor (18)	Miller (27)	Miller (27)	Miller (27)
3	11/4	92-88	CLE	W	1-2	19,147	W1	Felton (23)	May (9)	Gooden (21)	Gooden (21)	Gooden (21)
4	11/8	*108-110	@SEA	L	1-3	15,183	L1	Okafor (28)	Okafor (18)	Szczepiak/Pierce (35)	Szczepiak/Pierce (35)	Szczepiak/Pierce (35)
5	11/10	85-99	BOS	L	1-4	13,515	L2	Okafor (20)	Okafor (15)	Allen (26)	Allen (26)	Allen (26)
6	11/12	101-108	DEN	L	1-5	13,203	L3	Okafor (22)	Okafor (15)	Anthony (36)	Anthony (36)	Anthony (36)
7	11/14	85-94	@NOK	L	1-6	16,623	L4	Okafor (25)	Okafor (16)	Stojakovic (42)	Stojakovic (42)	Stojakovic (42)
8	11/15	95-92	@SA	W	2-6	18,797	W1	Morrison (27)	Okafor (9)	Parker (25)	Parker (25)	Parker (25)
9	11/18	83-97	@ORL	L	2-7	17,451	L1	Okafor (21)	Okafor (9)	Howard (24)	Howard (24)	Howard (24)
10	11/20	85-93	DAL	L	2-8	13,237	L2	Okafor (22)	Okafor (13)	Nowitzki (24)	Nowitzki (24)	Nowitzki (24)
11	11/22	92-83	BOS	W	3-8	14,129	W1	Morrison (26)	Okafor (13)	Pierce (28)	Pierce (28)	Pierce (28)
12	11/24	95-104	@DET	L	3-9	22,076	L1	Okafor (23)	Okafor (12)	Hamilton (26)	Hamilton (26)	Hamilton (26)
13	11/25	93-102	MIA	L	3-10	19,403	L2	Morrison (27)	Wallace/Okafor (11)	Wade (35)	Wade (35)	Wade (35)
14	11/28	96-92	@NY	W	4-10	14,531	W1	Morrison (22)	Okafor/May (7)	Carter (25)	Carter (25)	Carter (25)
15	11/29	90-99	@ATL	L	4-11	13,296	L1	May/Felton (21)	May (17)	Johnson (36)	Johnson (36)	Johnson (36)
16	12/1	109-121	@WAS	L	4-12	18,853	L2	Morrison (23)	Okafor (13)	Arenas (33)	Arenas (33)	Arenas (33)
17	12/3	97-89	DET	W	5-12	13,272	W1	Okafor (18)	Wallace (10)	Wallace (19)	Wallace (19)	Wallace (19)
18	12/6	76-96	SA	L	5-13	14,066	L1	May (18)	Okafor (9)	Duncan (25)	Duncan (25)	Duncan (25)
19	12/8	62-92	HOU	L	5-14	14,414	L2	Felton (16)	Brezec/May/Okafor (6)	McGrady (23)	McGrady (23)	McGrady (23)
20	12/10	84-114	PHO	L	5-15	13,571	L3	May (26)	May (10)	Stoudemire (22)	Stoudemire (22)	Stoudemire (22)
21	12/13	101-104	@CLE	L	5-16	20,562	L4	Morrison (16)	Okafor (13)	James (22)	James (22)	James (22)
22	12/14	99-89	ORL	W	6-16	17,751	W1	May (32)	Okafor (11)	Dooling (20)	Dooling (20)	Dooling (20)
23	12/16	100-106	BOS	L	6-17	15,109	L1	Wallace (31)	Okafor (19)	Pierce (35)	Pierce (35)	Pierce (35)
24	12/20	**109-111	@NY	L	6-18	17,462	L2	Wallace (28)	Okafor (13)	Frye (30)	Frye (30)	Frye (30)
25	12/22	101-89	UTA	W	7-18	14,310	W1	Okafor (21)	Brezec (11)	Boozer (22)	Boozer (22)	Boozer (22)
26	12/23	76-115	@CHI	L	7-19	22,093	L1	Ely (13)	Okafor (12)	Gordon (23)	Gordon (23)	Gordon (23)
27	12/26	84-97	@DAL	L	7-20	20,423	L2	Morrison (17)	Okafor (7)	Howard (27)	Howard (27)	Howard (27)
28	12/27	107-114	WAS	L	7-21	17,221	L3	Wallace (40)	Wallace (14)	Arenas (39)	Arenas (39)	Arenas (39)
29	12/29	**133-124	LAL	W	8-21	19,561	W1	Wallace (28)	Okafor (25)	Bryant (58)	Bryant (58)	Bryant (58)
30	12/30	113-102	@IND	W	9-21	17,305	W2	Morrison (30)	Okafor (14)	O'Neal (27)	O'Neal (27)	O'Neal (27)
31	1/1	96-102	MIN	L	9-22	14,827	L1	Carroll (23)	Okafor (14)	Garnett (32)	Garnett (32)	Garnett (32)
32	1/5	74-106	ORL	L	9-23	17,154	L2	Carroll (19)	Brezec (12)	Howard (22)	Howard (22)	Howard (22)
33	1/10	103-96	@DET	W	10-23	22,076	W1	Felton (18)	Okafor (10)	Hamilton (23)	Hamilton (23)	Hamilton (23)
34	1/12	126-110	@NY	W	11-23	19,171	W2	Anderson (29)	Okafor/May (9)	Marbury (28)	Marbury (28)	Marbury (28)
35	1/13	89-83	PHI	W	12-23	15,081	W3	Morrison (17)	May (10)	Green (19)	Green (19)	Green (19)
36	1/15	91-99	MIL	L	12-24	14,360	L1	Carroll (22)	Okafor (12)	Boykins (30)	Boykins (30)	Boykins (30)
37	1/17	85-92	NY	L	12-25	13,077	L2	Felton (18)	Okafor (21)	Carter (26)	Carter (26)	Carter (26)
38	1/19	96-75	@ATL	W	13-25	10,147	W1	Okafor (22)	Wallace (15)	Johnson (19)	Johnson (19)	Johnson (19)
39	1/20	104-85	ATL	W	14-25	16,781	W2	Carroll (22)	Okafor (7)	Johnson (22)	Johnson (22)	Johnson (22)
40	1/22	84-105	@TOR	L	14-26	13,997	L1	Wallace/Felton (19)	Wallace (9)	Bosh (20)	Bosh (20)	Bosh (20)
41	1/24	92-103	DET	L	14-27	15,148	L2	Wallace (29)	Okafor (16)	Hamilton (22)	Hamilton (22)	Hamilton (22)
42	1/26	106-97	@LAL	W	15-27	18,997	W1	Carroll (24)	Okafor (18)	Bryant (32)	Bryant (32)	Bryant (32)
43	1/27	105-131	@GS	L	15-28	17,381	L1	Morrison (21)	Okafor (12)	Harrington (28)	Harrington (28)	Harrington (28)
44	1/29	105-101	@CIN	W	16-28	15,898	W1	Wallace (25)	Wallace (13)	Iverson (31)	Iverson (31)	Iverson (31)
45	1/31	104-87	NY	W	17-28	13,985	W2	Wallace (42)	Okafor (15)	Crawford (28)	Crawford (28)	Crawford (28)
46	2/2	81-101	@CLE	L	17-29	20,562	L1	Wallace (16)	Okafor (7)	James (18)	James (18)	James (18)
47	2/3	98-90	GS	W	18-29	15,171	W1	Felton (22)	Wallace (16)	Davis (21)	Davis (21)	Davis (21)
48	2/5	93-113	MIA	L	18-30	19,600	L1	Felton (20)	Okafor (11)	Wade (27)	Wade (27)	Wade (27)
49	2/7	83-92	@PHI	L	18-31	11,027	L2	Wallace/Okafor (16)	Carroll/Wallace/Okafor (8)	Igoudala (27)	Igoudala (27)	Igoudala (27)
50	2/9	100-108	POR	L	18-32	15,013	L3	Wallace (30)	Wallace (15)	Randolph (40)	Randolph (40)	Randolph (40)
51	2/10	83-104	@HOU	L	18-33	18,061	L4	Felton (16)	Okafor (12)	Head (17)	Head (17)	Head (17)
52	2/14	100-85	CHI	W	19-33	14,908	W1	Wallace (32)	Okafor (21)	Gordon (20)	Gordon (20)	Gordon (20)
53	2/20	104-100	NOK	W	20-33	13,007	W2	Wallace/Felton (21)	Okafor (15)	Paul (20)	Paul (20)	Paul (20)
54	2/21	100-95	@MIN	W	21-33	16,576	W3	Morrison (26)	Okafor (19)	Garnett (22)	Garnett (22)	Garnett (22)
55	2/23	102-87	PHI	W	22-33	15,781	W4	Carroll/Morrison/Wallace (19)	Okafor (16)	Korver (21)	Korver (21)	Korver (21)
56	2/24	76-93	TOR	L	22-34	17,091	L1	Carroll/Morrison (13)	Okafor (12)	Bosh (24)	Bosh (24)	Bosh (24)
57	2/26	93-100	@LAC	L	22-35	18,442	L2	Wallace (20)	Wallace (12)	Maggette (25)	Maggette (25)	Maggette (25)
58	2/28	120-135	@SAC	L	22-36	17,317	L3	Wallace (31)	Wallace (6)	Martin (36)	Martin (36)	Martin (36)
59	3/1	90-127	@POR	L	22-37	15,063	L4	Carroll (20)	Voskuhl/Herrmann (5)	Aldridge (30)	Aldridge (30)	Aldridge (30)
60	3/4	89-96	@SEA	L	22-38	15,574	L5	Wallace (19)	Wallace (9)	Allen (34)	Allen (34)	Allen (34)
61	3/5	95-120	@PHO	L	22-39	19,911	L6	Wallace (33)	Voskuhl (5)	Okur (32)	Okur (32)	Okur (32)
62	3/7	*106-115	@UTA	L	22-40	18,422	L7	Wallace/Morrison (22)	Wallace (15)	Barbosa (32)	Barbosa (32)	Barbosa (32)
63	3/10	107-115	MEM	L	22-41	17,106	L8	Wallace/Felton (24)	Wallace (17)	Gasol (31)	Gasol (31)	Gasol (31)
64	3/12	119-108	ORL	W	23-41	13,762	W1	Anderson (24)	Wallace/Anderson/Voskuhl (5)	Howard (26)	Howard (26)	Howard (26)
65	3/14	111-108	SAC	W	24-41	12,848	W2	Carroll (22)	Voskuhl (13)	Martin (26)	Martin (26)	Martin (26)
66	3/16	93-102	LAC	L	24-42	17,103	L1	Felton (18)	Voskuhl (9)	Thomas (24)	Thomas (24)	Thomas (24)
67	3/17	91-97	@MIL	L	24-43	16,674	L2	Wallace (20)	Wallace (13)	Redd (27)	Redd (27)	Redd (27)
68	3/20	*108-100	CLE	W	25-43	17,043	W1	Wallace (27)	Wallace (11)	James (37)	James (37)	James (37)
69	3/21	92-84	@BOS	W	26-43	14,743	W2	Felton (19)	Wallace (18)	Pierce (23)	Pierce (23)	Pierce (23)
70	3/23	97-106	@PHI	L	26-44	17,104	L1	Wallace (21)	Morrison (5)	Miller (19)	Miller (19)	Miller (19)
71	3/24	*107-113	NY	L	26-45	18,180	L2	Herrmann (20)	Herrmann (7)	Carter (40)	Carter (40)	Carter (40)
72	3/28	101-87	ATL	W	27-45	14,470	W1	Wallace (31)	Wallace (13)	Smith (25)	Smith (25)	Smith (25)
73	3/30	97-81	MIL	W	28-45	14,739	W2	Wallace (24)	Wallace (13)	Patterson (14)	Patterson (14)	Patterson (14)
74	4/1	94-107	@TOR	L	28-46	19,023	L1	Herrmann (22)	Herrmann (8)	Bosh (24)	Bosh (24)	Bosh (24)
75	4/3	122-102	WAS	W	29-46	14,345	W1	Wallace (34)	Wallace (14)	Arenas (33)	Arenas (33)	Arenas (33)
76	4/4	108-100	@WAS	W	30-46	15,292	W2	Wallace (27)	Wallace (12)	Jameson (25)	Jameson (25)	Jameson (25)
77	4/6	102-112	IND	L	30-47	18,939	L1	Wallace (29)	Wallace/Okafor (8)	Granger (32)	Granger (32)	Granger (32)
78	4/8	*111-103	MIA	W	31-47	19,600	W1	Wallace (30)	Wallace/Okafor (8)	Mourning (20)	Mourning (20)	Mourning (20)
79	4/10	92-82	MIA	W	32-47	17,105	W2	Wallace (24)	Wallace/Okafor (10)	Walker (17)	Walker (17)	Walker (17)
80	4/13	81-100	@CHI	L	32-48	22,340	L1	Herrmann (14)	Okafor (11)	Gordon (20)	Gordon (20)	Gordon (20)
81	4/14	113-92	@MIL	W	33-48	17,976	W1	Herrmann (30)	Herrmann (9)	Williams (16)	Williams (16)	Williams (16)
82	4/18	93-94	NY	L	33-49	17,223	L1	Herrmann (22)	Okafor (8)	Curry (28)	Curry (28)	Curry (28)

* Denotes number of overtime periods



2005-06 FINAL ROSTER

FRONT OFFICE

BBALL OPS

PLAYERS

13-14 REVIEW

HISTORY

RECORDS

PLAYOFFS

NBA

MISC.



Record: 26-56 **Home:** 17-24 **Road:** 9-32 **Overtime:** 4-4 **Eastern:** 18-34 **Western:** 8-22

No.	Player	Pos.	Ht.	Wt.	Birthdate	From	Yrs Pro
15	Alan Anderson	G/F	6-6	220	10/16/82	Michigan State	R
35	Lonny Baxter	F	6-8	260	1/27/79	Maryland	3
7	Primoz Brezec	C	7-1	252	10/2/79	Slovenia	4
12	Kevin Burleson	G	6-3	205	9/4/79	Minnesota	R
13	Matt Carroll	G	6-6	212	8/28/80	Notre Dame	2
2	Melvin Ely	F/C	6-10	261	5/2/78	Fresno State	3
20	Raymond Felton	G	6-1	198	6/26/84	North Carolina	R
33	Jumaine Jones	F	6-8	218	2/10/79	Georgia	6
22	Brevin Knight	G	5-10	170	11/8/75	Stanford	8
42	Sean May	F	6-9	266	4/4/84	North Carolina	R
50	Emeka Okafor	F/C	6-10	252	9/28/82	Connecticut	1
21	Bernard Robinson	F	6-6	210	12/26/80	Michigan	1
43	Jake Voskuhl	C	6-11	255	11/1/77	Connecticut	5
3	Gerald Wallace	F	6-7	215	7/23/82	Alabama	4

General Manager & Head Coach: Bernie Bickerstaff (San Diego)

Assistant Coaches: John-Blair Bickerstaff (Minnesota), Gary Brokaw (Notre Dame), Jeff Capel (Fayetteville State), Gary Kloppenburg (San Diego), John Outlaw (Jackson State)

Head Athletic Trainer: Joe Sharpe (Old Dominion)

Strength & Conditioning Coach: Mark Coffelt (Lindenwood)

Assistant Athletic Trainer/Equipment Manager: Keith Garnett (Oklahoma)

Player	G	GS	MIN	FG	FGA	PCT	3FG	FGA	PCT	FT	FTA	PCT	OFF	DEF	TOT	AST	PF	DQ	STL	TO	BLK	PTS	AVG
Wallace	55	52	1895	317	589	.538	14	50	.280	188	306	.614	123	289	412	96	150	1	138	99	115	836	15.2
Okafor	26	25	874	131	316	.415	0	0	---	82	125	.656	94	167	261	31	88	1	22	53	50	344	13.2
Knight	69	67	2351	308	772	.399	3	13	.231	252	314	.803	35	188	223	610	202	3	157	164	4	871	12.6
Brezec	79	79	2165	409	791	.517	0	2	.000	164	224	.732	181	259	440	45	227	2	19	85	32	982	12.4
Felton	80	54	2406	345	883	.391	97	271	.358	161	222	.725	77	188	265	446	181	0	102	182	8	948	11.9
Jones	76	42	2089	298	736	.405	115	335	.343	88	121	.727	105	271	376	63	200	4	68	74	22	799	10.5
Rush	47	25	1111	181	469	.386	57	164	.348	55	77	.714	18	85	103	50	79	0	38	65	13	474	10.1
Ely	57	22	1348	216	425	.508	0	2	.000	128	192	.667	94	183	277	76	160	1	29	100	44	560	9.8
Bogans	39	9	848	114	288	.396	33	98	.337	80	105	.762	29	77	106	45	78	0	39	41	3	341	8.7
May	23	1	398	70	171	.409	0	5	.000	49	64	.766	42	67	109	22	58	0	17	33	12	189	8.2
Carroll	78	6	1275	192	476	.403	72	185	.389	138	168	.821	34	123	157	35	120	0	47	48	11	594	7.6
Robinson	66	18	1303	157	365	.430	2	21	.095	106	134	.791	62	157	219	77	141	1	81	74	10	422	6.4
Anderson	36	7	564	75	181	.414	24	58	.414	33	41	.805	23	47	70	32	48	0	11	32	4	207	5.8
Voskuhl	51	2	818	114	261	.437	1	3	.333	41	60	.683	62	121	183	39	157	2	26	33	23	270	5.3
Baxter (TOT)	41	0	401	45	104	.433	0	0	---	28	35	.800	45	72	117	4	56	1	11	20	8	118	2.9
Baxter (CHA)	18	0	119	12	32	.375	0	0	---	12	16	.750	7	26	33	2	8	0	2	7	1	36	2.0
Burleson	39	1	340	22	88	.250	10	54	.185	16	17	.941	4	22	26	48	63	2	26	25	2	70	1.8
BOBCATS	82	--	19905	2961	6843	.433	428	1261	.339	1593	2186	.729	990	2270	3260	1717	1960	17	822	1167	354	7943	96.9
OPPONENTS	82	--	19905	3065	6410	.478	458	1285	.356	1683	2283	.737	940	2667	3607	1881	1929	18	577	1464	441	8271	100.9



G	Date	Score	Opp	W/L	Record	Atten.	Streak	Charlotte	Charlotte	Opponent
								High Scorer	High Rebounder	High Scorer
1	11/2	*105-109	@CHI	L	0-1	19,251	L1	Wallace (28)	Ely (15)	Duhon (18)
2	11/4	110-93	@PHI	W	1-1	14,654	W1	Okafor (24)	Okafor (11)	Iverson (29)
3	11/5	*107-105	BOS	W	2-1	19,026	W2	Wallace (25)	Okafor (12)	Pierce (32)
4	11/7	*91-95	UTA	L	2-2	14,872	L1	May/Brezec (13)	Okafor (11)	Okur (31)
5	11/9	86-94	SAS	L	2-3	17,237	L2	Wallace (15)	Okafor/Brezec (7)	Duncan (29)
6	11/11	88-98	DAL	L	2-4	18,130	L3	Ely (14)	Rush (8)	Nowitzki (23)
7	11/12	99-103	@MIA	L	2-5	19,600	L4	May (18)	May (5)	Williams (22)
8	11/15	77-85	@ORL	L	2-6	12,312	L5	Bogans (18)	May (10)	Howard (21)
9	11/16	122-90	IND	W	3-6	15,878	W1	Rush (35)	Okafor (12)	Artest (27)
10	11/18	85-93	@IND	L	3-7	15,793	L1	Rush (20)	Okafor (10)	O'Neal (29)
11	11/19	89-102	@MIN	L	3-8	15,892	L-2	Felton (15)	Okafor (10)	Garnett (19)
12	11/23	108-95	NYK	W	4-8	16,825	W1	Wallace (24)	Okafor (11)	Marbury (21)
13	11/25	89-90	@BOS	L	4-9	18,624	L1	Knight/Wallace (17)	Okafor (11)	Pierce (27)
14	11/26	100-82	WAS	W	5-9	17,791	W1	Wallace (26)	Okafor (17)	Jamison (20)
15	11/29	92-110	@SAC	L	5-10	17,317	L1	Rush (15)	Brezec (12)	Bibby (25)
16	11/30	94-104	@SEA	L	5-11	15,416	L2	Brezec (21)	Okafor (13)	Allen (32)
17	12/2	100-107	@GSW	L	5-12	18,240	L3	Knight/Okafor (19)	Brezec (11)	Richardson (22)
18	12/4	98-99	@LAL	L	5-13	18,506	L4	Ely (20)	Okafor (12)	Bryant (29)
19	12/7	84-97	NUN	L	5-14	14,622	L5	Knight (23)	Okafor (9)	Carter (23)
20	12/9	115-119	@PHI	L	5-15	14,793	L6	Okafor/Rush (15)	Ely (7)	Iverson (43)
21	12/10	103-111	TOR	L	5-16	15,163	L7	Knight (20)	Wallace (14)	Bosh (30)
22	12/13	85-101	DEN	L	5-17	13,288	L8	Okafor (17)	Okafor (12)	Anthony (42)
23	12/14	91-83	@NUN	W	6-17	13,363	W1	Knight (25)	Okafor (13)	Jefferson (25)
24	12/17	78-103	DET	L	6-18	19,026	L1	Brezec (17)	Okafor (13)	Billups (21)
25	12/19	*106-103	SAC	W	7-18	14,155	W1	Brezec (26)	Okafor (12)	Abdur-Rahim (32)
26	12/20	105-92	@CHI	W	8-18	21,768	W2	Felton (21)	Brezec (10)	Duhon/Harrington (16)
27	12/23	88-97	LAC	L	8-19	16,799	L1	Knight (21)	Brezec/Robinson (6)	Brand (38)
28	12/27	93-90	@ATL	W	9-19	17,219	W1	Knight (22)	Bogans (8)	Harrington (19)
29	12/28	93-80	CHI	W	10-19	17,456	W2	Ely (20)	Brezec (14)	Deng (18)
30	12/30	100-110	PHO	L	10-20	18,201	L1	Bogans (18)	Wallace (9)	Houder (26)
31	1/2	86-103	@NOB	L	10-21	17,683	L2	Knight (19)	Robinson (12)	Paul (24)
32	1/4	106-109	@BOS	L	10-22	14,202	L3	Jones (21)	Jones/Wallace (9)	Pierce (31)
33	1/7	92-108	@ORL	L	10-23	16,059	L4	Bogans (22)	Wallace (10)	Howard (19)
34	1/10	**111-106	HOU	W	11-23	14,738	W1	Wallace (26)	Wallace (14)	Howard (28)
35	1/11	86-95	@TOR	L	11-24	14,098	L1	Jones (17)	Brezec (8)	Bosh (29)
36	1/13	102-103	MIL	L	11-25	15,212	L2	Wallace (21)	Wallace (15)	Redd (26)
37	1/14	91-114	@DET	L	11-26	22,076	L3	Brezec (18)	Wallace (8)	Hamilton (19)
38	1/16	92-107	NOK	L	11-27	15,303	L4	Wallace (19)	Robinson (9)	Paul (24)
39	1/18	92-98	@IND	L	11-28	14,520	L5	Brezec/Felton/Knight (15)	Wallace (9)	Johnson (27)
40	1/20	93-104	ORL	L	11-29	16,847	L6	Bogans (19)	Voskuhl/Wallace (7)	Turkoglu (24)
41	1/21	91-101	@MIL	L	11-30	16,739	L7	Brezec (21)	Brezec (11)	Redd (35)
42	1/24	76-104	@SAS	L	11-31	16,797	L8	Jones (15)	Jones (9)	Idrih (17)
43	1/25	78-102	@HOU	L	11-32	10,938	L9	Carroll (19)	Brezec (8)	McGrady (29)
44	1/27	85-91	MIA	L	11-33	19,026	L10	Carroll (20)	Brezec (12)	O'Neal (23)
45	1/28	97-107	@WAS	L	11-34	20,173	L11	Brezec (27)	Brezec (12)	Arenas (34)
46	1/30	91-103	CLE	L	11-35	17,142	L12	Anderson (14)	Voskuhl (12)	James (30)
47	2/1	92-102	ATL	L	11-36	14,411	L13	Felton (20)	Ely/Felton/Jones (7)	Harrington (19)
48	2/3	112-102	LAL	W	12-36	19,026	W1	Jones (31)	Jones (9)	Bryant (35)
49	2/6	119-106	SEA	W	13-36	13,202	W2	Felton (24)	Jones/Knight (7)	Allen (31)
50	2/8	100-92	PHI	W	14-36	15,418	W3	Ely (19)	Jones (14)	Iverson/Korver (20)
51	2/10	73-88	TOR	L	14-37	17,472	L1	Carroll (26)	Ely (9)	Villanueva (24)
52	2/11	93-99	@MIL	L	14-38	17,664	L2	Ely (21)	Carroll/Ely (7)	Redd (18)
53	2/13	83-91	POR	L	14-39	13,466	L3	Felton (16)	Jones/Robinson (9)	Randolph (21)
54	2/15	94-95	NUN	L	14-40	15,766	L4	Knight (28)	Ely (9)	Jefferson (25)
55	2/21	84-100	@DEN	L	14-41	16,701	L5	Felton (14)	Jones/Rush (7)	Anthony (24)
56	2/22	110-106	@POR	W	15-41	12,585	W1	Rush (28)	Carroll (8)	Patterson (25)
57	2/25	121-136	@PHO	L	15-42	18,422	L1	Felton (31)	Brezec/Wallace (9)	Marion (31)
58	2/28	87-95	@LAC	L	15-43	15,273	L2	Jones (17)	Wallace (16)	Brand (35)
59	3/1	104-89	@UTA	W	16-43	18,177	W1	Knight/Wallace (19)	Brezec/Jones (6)	Harpring (22)
60	3/3	76-90	@DAL	L	16-44	20,075	L1	Wallace (14)	Wallace (8)	Nowitzki (26)
61	3/6	*106-105	MIA	L	16-45	17,165	L2	Wallace (26)	Wallace (15)	O'Neal (35)
62	3/8	104-101	GSW	W	17-45	14,039	W1	Brezec/Wallace (7)	Brezec/Wallace (7)	Richardson (27)
63	3/11	116-109	NYK	W	18-45	19,026	W2	Jones (28)	Wallace (12)	J. Rose (23)
64	3/12	78-94	@DET	L	18-46	22,076	L1	Ely (15)	Jones (11)	Hamilton (24)
65	3/14	114-119	WAS	L	18-47	13,721	L2	Jones (18)	Brezec (9)	Jamison (35)
66	3/15	99-107	@WAS	L	18-48	13,841	L3	Jones (25)	Voskuhl (10)	Arenas (34)
67	3/18	103-108	DET	L	18-49	19,026	L4	Brezec (20)	Brezec/Voskuhl (7)	Hamilton (23)
68	3/21	108-102	ORL	W	19-49	15,613	W1	Wallace (27)	Robinson (13)	Turkoglu (24)
69	3/22	*120-118	@CLE	L	19-50	18,550	L1	Felton (30)	Robinson (14)	James (37)
70	3/24	93-114	@MIA	L	19-51	20,146	L2	Felton (23)	Brezec/Robinson/Wallace (5)	Wade (24)
71	3/26	95-102	@MEM	L	19-52	17,328	L3	Wallace (25)	Brezec (8)	Gasol (33)
72	3/28	125-117	ATL	W	20-52	14,762	W1	Wallace (41)	Jones (9)	Johnson (35)
73	3/31	113-107	CHI	L	20-53	16,607	L1	Jones (28)	Wallace (12)	Nocioni (24)
74	4/2	97-101	CLE	L	20-54	18,491	L2	Felton (20)	Wallace (9)	James (35)
75	4/4	97-92	MIN	W	21-54	14,714	W1	Felton (24)	Wallace (9)	Garnett (24)
76	4/6	102-113	@NUN	L	21-55	16,756	L1	Felton (20)	Ely (8)	Jefferson (40)
77	4/9	94-88	@TOR	W	22-55	17,679	W1	Knight (19)	Wallace (14)	James (32)
78	4/12	88-96	MEM	L	22-56	16,439	L1	Wallace (17)	Brezec/Jones/Wallace (9)	E. Jones (16)
79	4/14	116-110	@ATL	W	23-56	18,729	W1	Felton (27)	Anderson/Wallace (6)	Johnson (35)
80	4/15	*92-91	IND	W	24-56	17,384	W2	Brezec (18)	Carroll/Ely (9)	O'Neal (30)
81	4/17	98-91	@NYK	W	25-56	19,763	W3	Anderson (18)	Voskuhl (9)	Crawford (24)
82	4/19	96-86	PHI	W	26-56	19,026	W4	Carroll (24)	Wallace (9)	Salmons (19)

* Denotes number of overtime periods



2004-05 FINAL ROSTER

FRONT OFFICE

BBALL OPS

PLAYERS

13-14 REVIEW

HISTORY

RECORDS

PLAYOFFS

NBA

MISC.



Record: 18-64 **Home:** 14-27 **Road:** 4-37 **Overtime:** 3-3 **Eastern:** 11-41 **Western:** 7-23

No.	Player	Pos.	Ht.	Wt.	Birthdate	From	Yrs Pro
12	Cory Alexander	G	6-1	190	6/22/73	Virginia	7
35	Malik Allen	F	6-10	255	6/27/78	Villanova	4
10	Keith Bogans	G	6-5	215	5/12/80	Kentucky	2
7	Primož Brezec	C	7-1	252	10/2/79	Slovenia	4
13	Matt Carroll	G	6-6	212	8/28/80	Notre Dame	2
2	Melvin Ely	F/C	6-10	261	5/2/78	Fresno State	3
1	Jason Hart	F	6-3	185	4/29/78	Syracuse	4
24	Jason Kapono	G	6-8	213	2/2/81	UCLA	2
22	Brevin Knight	G	5-10	170	11/8/75	Stanford	8
50	Emeka Okafor	F	6-10	255	9/28/82	Connecticut	1
21	Bernard Robinson	G/F	6-6	210	12/26/80	Michigan	1
4	Kareem Rush	G	6-6	215	10/30/80	Missouri	3
32	Tamar Slay	F	6-8	220	4/2/80	Marshall	3
0	Theron Smith	F	6-8	230	10/3/80	Ball State	2
3	Gerald Wallace	G/F	6-7	220	7/23/82	Alabama	4

General Manager & Head Coach: Bernie Bickerstaff (San Diego)

Assistant Coaches: John-Blair Bickerstaff (Minnesota), Gary Brokaw (Notre Dame), Jeff Capel (Fayetteville State), Gary Kloppenburg (San Diego), John Outlaw (Jackson State)

Head Athletic Trainer: Joe Sharpe (Old Dominion)

Assistant Athletic Trainer / Equipment Manager: Chris Munford (Simon Fraser)

Strength & Conditioning Coach: Mark Coffelt (Lindenwood)

Player	G	GS	MIN	FG	FBA	PCT	3FG	FGBA	PCT	FT	FTA	PCT	OFF	DEF	TOT	AST	PF	DQ	STL	TO	BLK	PTS	AVG
Okafor	73	73	2600	448	1003	.447	0	1	.000	209	343	.609	275	520	795	64	214	0	62	125	125	1105	15.1
Brezec	72	72	2276	387	756	.512	0	0	---	164	220	.745	226	305	531	86	183	2	33	106	55	938	13.0
Wallace	70	68	2147	286	637	.449	17	62	.274	191	289	.661	118	268	386	137	182	2	117	159	91	780	11.1
House	13	5	300	61	135	.452	12	29	.414	10	13	.769	2	17	19	24	23	0	24	13	3	144	11.1
Knight	66	61	1944	248	587	.422	3	20	.150	167	196	.852	21	149	170	591	192	1	131	147	5	666	10.1
Bogans	74	42	1791	262	688	.381	57	173	.329	133	183	.727	76	150	226	135	167	1	68	122	8	714	9.6
Hart	74	27	1887	257	573	.449	35	95	.368	157	200	.785	18	185	203	367	167	1	99	102	14	706	9.5
Carroll	25	0	430	70	180	.389	13	39	.333	71	83	.855	13	47	60	17	37	0	17	25	2	224	9.0
Kapono	81	14	1491	269	671	.401	80	194	.412	70	85	.824	32	132	164	61	132	1	40	46	6	688	8.5
Rush (TOT)	48	22	968	157	406	.387	51	137	.372	37	48	.771	20	69	89	68	74	0	20	47	7	402	8.4
Rush (CHA)	34	22	877	153	386	.396	49	127	.386	35	46	.761	17	62	79	65	67	0	18	44	6	390	11.5
S. Smith	37	1	636	93	218	.427	38	90	.422	67	77	.870	13	36	49	57	74	2	12	24	7	291	7.9
Ely	79	17	1649	227	526	.432	0	0	---	122	212	.575	142	184	326	76	199	1	32	115	69	576	7.3
Allen (TOT)	36	1	519	84	177	.475	0	0	---	26	28	.929	40	59	99	18	53	0	9	18	22	194	5.4
Allen (CHA)	22	1	271	49	101	.485	0	0	---	13	14	.929	16	31	47	7	24	0	5	7	11	111	5.0
Slay	8	0	78	13	39	.333	2	12	.167	0	2	.000	6	8	14	3	20	0	5	8	0	28	3.5
Sampson	23	0	329	28	62	.452	0	0	---	23	39	.590	36	86	122	8	53	0	4	17	17	79	3.4
T. Smith	33	5	510	44	136	.324	3	12	.250	14	16	.875	39	77	116	28	58	0	6	27	4	105	3.2
Alexander	16	1	201	16	49	.327	8	19	.421	9	12	.750	8	21	29	37	29	0	9	19	1	49	3.1
Robinson	31	1	328	36	81	.444	3	8	.375	18	26	.692	14	34	48	30	42	1	11	20	4	93	3.0
White	17	0	135	14	31	.452	0	0	---	14	40	.350	11	23	34	1	31	1	2	11	12	42	2.5
BOBCATS	82	--	19880	2961	6859	.432	320	881	.363	1487	2096	.709	1083	2335	3418	1794	1894	13	695	1192	440	7729	94.3
OPPONENTS	82	--	19880	3015	6507	.463	442	1224	.361	1748	2279	.767	959	2586	3545	1768	1858	15	624	1297	446	8220	100.26



G	Date	Score	Opp	W/L	Record	Atten.	Streak	Charlotte		Opponent
								High Scorer	High Rebounder	High Scorer
1	11/4	96-103	WAS	L	0-1	23,319	L1	Okafor (19)	Okafor (10)	Jamison (24)
2	11/6	111-100	ORL	W	1-1	20,873	W1	Brezec (20)	Okafor (14)	Mobley (23)
3	11/10	100-102	@ MIL	L	1-2	17,029	L1	Brezec (20)	Okafor (13)	Mason (31)
4	11/12	74-91	@ BOS	L	1-3	14,012	L2	House (15)	Okafor (11)	Davis (19)
5	11/13	87-103	GSW	L	1-4	12,376	L3	Wallace (22)	Wallace (10)	Richardson (27)
6	11/16	105-107	UTA	L	1-5	10,412	L4	Bogans (28)	Okafor (8)	Bozser (34)
7	11/18	89-106	CLE	L	1-6	14,706	L5	Kapono (16)	Ely (7)	James (19)
8	11/20	84-100	@ CLE	L	1-7	18,045	L6	Wallace (15)	Brezec (12)	James (25)
9	11/21	116-117	@ DET	L	1-8	22,076	L7	Kapono (22)	Okafor (10)	Hamilton (30)
10	11/23	91-89	DET.	W	2-8	13,394	W1	Okafor (22)	Okafor (15)	Billups (24)
11	11/26	77-82	@ IND	L	2-9	17,441	L1	Okafor (19)	Okafor (11)	Croschere/F. Jones (23)
12	11/27	107-92	ATL	W	3-9	13,695	W1	House (17)	Okafor (10)	Harrington (27)
13	11/30	86-99	@ NIN	L	3-10	11,921	L1	Okafor (26)	Okafor (12)	Jefferson (23)
14	12/4	107-101	NYK	W	4-10	18,858	W1	Okafor/S. Smith (20)	Okafor (18)	Crawford (41)
15	12/6	93-99	@ LAC	L	4-11	14,065	L1	Brezec/Kapono (14)	Okafor (15)	Maggette (33)
16	12/7	92-109	@ SAC	L	4-12	17,317	L2	S. Smith (16)	Okafor (15)	Stojakovic (30)
17	12/10	106-115	@ PHO	L	4-13	17,105	L3	Knight (17)	Okafor (10)	Stoudemire (36)
18	12/12	87-99	@ GSW	L	4-14	14,023	L4	Okafor (21)	Okafor/Wallace (13)	Richardson (24)
19	12/14	94-93	NOH	W	5-14	13,589	W1	Okafor (20)	Okafor (12)	Wesley (23)
20	12/18	101-100	HOU	W	6-14	17,320	W2	Okafor (23)	Okafor (17)	McGrady (29)
21	12/21	91-94	NIN	L	6-15	11,358	L1	Rush (23)	Okafor (11)	Jefferson (28)
22	12/22	90-87	@ HOU	W	7-15	13,655	W1	Okafor (21)	Okafor (11)	McGrady (25)
23	12/26	91-82	@ NYK	L	7-16	19,763	L1	Okafor (23)	Okafor (15)	T. Thomas (20)
24	12/27	87-106	@ WAS	L	7-17	16,322	L2	Okafor (18)	Okafor (11)	Hughes (20)
25	12/29	71-74	IND	L	7-18	13,483	L3	Okafor (16)	Okafor (15)	O'Neal (24)
26	12/31	97-103	SEA	L	7-19	13,696	L4	Okafor (27)	Okafor (10)	Lewis (27)
27	1/1	90-113	@ MIA	L	7-20	20,281	L5	Okafor (17)	Okafor (10)	Wade (26)
28	1/3	83-94	CLE	L	7-21	12,690	L6	Rush (19)	Kapono (7)	James (26)
29	1/5	102-84	MIN	W	8-21	12,037	L1	Wallace (21)	Wallace (12)	Garnett (23)
30	1/7	91-111	@ ORL	L	8-22	12,564	L1	Brezec (18)	Okafor (6)	Turkoglu (22)
31	1/11	98-100	@ CLE	L	8-23	18,494	L2	Brezec/Wallace (18)	Okafor (9)	James (29)
32	1/14	89-109	MEM	L	8-24	17,447	L3	Okafor (17)	Okafor (12)	Gason (19)
33	1/15	95-103	@ ATL	L	8-25	11,719	L4	Hart (19)	Sampson (9)	Harrington (22)
34	1/17	92-99	MIL	L	8-26	10,523	L5	Okafor (15)	Okafor (11)	Redd (27)
35	1/19	105-107	PHI	L	8-27	12,336	L6	Hart (19)	Okafor (19)	Iverson (24)
36	1/21	99-105	DAL	L	8-28	17,186	L7	Okafor (24)	Okafor (15)	Finley/Nowitzki (20)
37	1/23	92-103	@ TOR	L	8-29	14,196	L8	Brezec (19)	Brezec (12)	Peterson (26)
38	1/25	92-97	BOS	L	8-30	11,129	L9	Okafor (20)	Okafor (12)	Pierce (33)
39	1/27	93-101	@ CHI	L	8-31	19,439	L10	Rush (24)	Sampson (7)	Nocioni (17)
40	1/28	101-94	TOR	W	9-31	15,986	W1	Rush (21)	Brezec (12)	Alston (20)
41	1/30	90-101	@ LAL	L	9-32	18,532	L1	Brezec (15)	Sampson (12)	Atkins/Butler (20)
42	2/1	109-105	@ UTA	W	10-32	17,854	W1	Wallace (28)	Wallace (8)	Kirinlenko (27)
43	2/4	89-101	@ POR	L	10-33	14,362	L1	Brezec (17)	Brezec (17)	Stoudamire/Jeffair (23)
44	2/5	89-113	@ SEA	L	10-34	16,901	L2	Ely (22)	Ely (9)	Allen (25)
45	2/8	85-104	SAS	L	10-35	12,985	L3	Kapono (17)	T. Smith (10)	Parker (20)
46	2/9	87-94	@ IND	L	10-36	14,719	L4	Ely (20)	Ely (17)	O'Neal (29)
47	2/11	87-97	MIA	L	10-37	22,166	L5	Knight (17)	Ely (11)	O'Neal (32)
48	2/13	99-102	@ NYK	L	10-38	19,763	L6	Robinson (18)	T. Smith (8)	Crawford (23)
49	2/14	77-80	POR	L	10-39	9,213	L7	Ely (16)	Brezec (18)	Przybilla (19)
50	2/16	94-88	DEN	W	11-39	11,754	W1	Rush (20)	Brezec (14)	Anthony (21)
51	2/22	102-112	MIL	L	11-40	10,817	L1	Knight (19)	Brezec (11)	Redd (39)
52	2/25	86-93	@ NIN	L	11-41	14,571	L2	Wallace (23)	Okafor (10)	Carter (28)
53	2/26	90-94	CHI	L	11-42	17,495	L3	Okafor (26)	Okafor (12)	Davis (20)
54	3/1	94-87	SAC	W	12-42	11,790	W1	Brezec (19)	Okafor (13)	Williamson (18)
55	3/2	85-94	@ NO	L	12-43	14,517	L1	Okafor (18)	Brezec (12)	Dickau (18)
56	3/4	84-104	@ BOS	L	12-44	17,011	L2	Hart (13)	Okafor (10)	Davis/Walker (18)
57	3/5	84-86	WAS	L	12-45	15,301	L3	Hart (20)	Kapono/Okafor (8)	Haywood (22)
58	3/8	97-102	@ MIN	L	12-46	16,333	L4	Brezec (20)	Brezec (12)	Garnett (30)
59	3/11	80-112	@ PHI	L	12-47	19,765	L5	Okafor (17)	Okafor (8)	Iverson (25)
60	3/12	116-117	LAL	L	12-48	23,319	L6	Okafor (30)	Okafor (11)	Bryant (32)
61	3/14	110-119	BOS	L	12-49	11,103	L7	Carroll (18)	Okafor (12)	Davis (27)
62	3/16	101-120	@ DEN	L	12-50	16,527	L8	Bogans (19)	Okafor (8)	Anthony (25)
63	3/18	76-93	@ SAS	L	12-51	17,798	L9	Brezec (18)	Okafor (12)	Parker (24)
64	3/19	104-93	@ DAL	L	12-52	20,331	L10	Bogans (27)	Okafor (10)	Nowitzki (33)
65	3/21	102-97	ORL	W	13-52	10,727	W1	Knight (19)	Okafor (13)	Hill (25)
66	3/23	105-120	PHO	L	13-53	11,664	L1	Hart (21)	Brezec (11)	Johnson/Marion (26)
67	3/24	108-94	@ ORL	W	14-53	14,431	W1	Okafor (23)	Okafor (10)	Hill (28)
68	3/26	94-92	MIA	W	15-53	23,319	W2	Brezec (27)	Brezec (11)	O'Neal (26)
69	3/28	91-95	NIN	L	15-54	11,376	L1	Brezec (20)	Brezec (12)	Carter (39)
70	3/30	99-102	CHI	L	15-55	12,606	L2	Wallace (23)	Brezec/Okafor (10)	Gordon (35)
71	4/1	107-119	TOR	L	15-56	13,550	L3	Okafor (29)	Okafor (14)	Bosh (27)
72	4/2	97-112	@ CHI	L	15-57	22,074	L4	Okafor (28)	Okafor (16)	Harrington (22)
73	4/5	102-104	LAL	L	15-58	9,580	L5	Knight (21)	Okafor (10)	Maggette (34)
74	4/6	103-106	@ PHI	L	15-59	16,209	L6	Brezec (23)	Brezec/Okafor (10)	Iverson (48)
75	4/8	75-93	@ MIL	L	15-60	15,274	L7	Brezec (20)	Okafor (14)	Mason (21)
76	4/10	95-102	@ MEM	L	15-61	16,953	L8	Knight (22)	Okafor (18)	Battier (25)
77	4/11	110-105	@ ATL	W	16-61	15,042	W1	Bogans (21)	Okafor (12)	Childress (20)
78	4/13	105-84	ATL	W	17-61	10,894	W2	Okafor (17)	Okafor (11)	Smith (20)
79	4/16	98-100	NYK	L	17-62	17,615	L1	Bogans (15)	Wallace (14)	Marbury (19)
80	4/17	104-106	WAS	L	17-63	17,117	L2	Carroll (22)	Wallace (7)	Hughes (28)
81	4/19	80-89	@ MIA	L	17-64	19,858	L3	Bogans/Ely/Kapono (14)	Okafor (9)	Butler (25)
82	4/20	97-86	DET	W	18-64	18,014	W1	Bogans (17)	Okafor (19)	Dupree/Prince (13)

* Denotes number of overtime periods



2001-02 FINAL ROSTER

UNITED WE STAND!



2001-02 CHARLOTTE HORNETS



Record: 44-38		Home: 21-20		Road: 23-18		Overtime: 1-2		Eastern: 31-23		Western: 13-15	
No.	Player	Pos.	Ht.	Wt.	Birthdate	College	Yrs Pro				
2	Stacey Augmon	F	6-8	213	8/1/68	UNLV	11				
42	P.J. Brown	F	6-11	239	10/14/69	Louisiana Tech	9				
50	Matt Bullard	F	6-10	229	6/5/67	Iowa	11				
5	Elden Campbell	C	7-0	279	7/23/68	Clemson	12				
1	Baron Davis	G	6-3	223	4/14/79	UCLA	3				
17	Bryce Drew	G	6-3	184	9/21/74	Valparaiso	4				
35	Kirk Haston	F	6-9	242	3/10/79	Indiana	1				
9	George Lynch	F	6-8	235	9/3/70	North Carolina	9				
21	Jamaal Magloire	F/C	6-11	259	5/21/78	Kentucky	2				
24	Jamal Mashburn	F	6-8	247	11/29/72	Kentucky	9				
6	Jerome Moiso	F	6-10	232	6/15/78	UCLA	2				
54	Lee Nailon	F	6-9	238	2/22/75	Texas Christian	2				
34	Robert Traylor	F	6-8	284	2/1/77	Michigan	4				
4	David Wesley	G	6-1	203	11/14/70	Baylor	9				

Head Coach: Paul Silas (Creighton)

Athletic Trainer: Terry Koffler (Xavier)

Assistant Coaches: Brian Hill (Kennedy), Stephen Silas (Brown), Bob Donewald Jr. (Western Michigan)

Player	G	GS	MIN	FG	FGA	PCT	3FG	FGA	PCT	FT	FTA	PCT	OFF	DEF	TOT	AST	PF	DQ	STL	TO	BLK	PTS	AVG
Mashburn	40	40	1601	303	744	.407	41	112	.366	211	241	.876	31	211	242	171	80	0	45	110	6	858	21.5
Davis	82	82	3318	559	1341	.417	170	478	.356	196	338	.580	93	256	349	698	241	0	172	246	47	1484	18.1
Wesley	67	63	2487	364	910	.400	85	256	.332	138	188	.734	44	99	143	236	147	0	74	119	15	951	14.2
Campbell	77	74	2156	384	794	.484	0	2	.000	306	384	.797	133	397	530	102	264	4	60	138	137	1074	13.9
Nailon	79	41	1912	369	764	.483	1	2	.500	112	150	.747	103	188	291	94	175	1	59	96	17	851	10.8
Magloire	82	8	1549	228	414	.551	0	1	.000	243	333	.730	153	308	461	31	201	0	27	118	86	699	8.5
Brown	80	80	2563	250	527	.474	0	0	---	169	197	.858	273	513	786	107	222	1	59	85	78	669	8.4
Augmon	77	3	1319	140	328	.427	0	3	.000	77	101	.762	59	166	225	103	115	0	56	54	12	357	4.6
Lynch	45	18	893	73	198	.369	1	6	.167	25	40	.625	70	116	186	54	75	1	40	41	14	172	3.8
Traylor	61	1	678	87	204	.426	1	1	1.000	53	84	.631	67	120	187	37	127	1	24	45	37	228	3.7
Drew	61	0	774	78	182	.429	31	73	.425	23	29	.793	14	58	72	101	49	0	32	33	2	210	3.4
Bullard	31	0	350	39	115	.339	16	57	.281	11	12	.917	10	37	47	16	29	0	2	12	2	105	3.4
Haston	15	0	77	11	39	.282	0	3	.000	4	8	.500	5	15	20	5	9	0	0	3	1	26	1.7
Moiso	15	0	76	8	20	.400	0	0	---	0	0	---	4	21	25	4	12	0	3	8	2	16	1.1
CHARLOTTE	82	--	19755	2893	6580	.440	346	994	.348	1568	2105	.745	1059	2505	3564	1759	1747	8	653	1150	456	7700	93.9
OPPONENTS	82	--	19755	2850	6594	.432	433	1156	.375	1488	1938	.768	963	2399	3362	1639	1703	13	625	1140	422	7621	92.9



G	Date	Score	Opp	W/L	Record	Atten.	Streak	Charlotte		Charlotte		Opponent
								High Scorer	High Rebounder	High Scorer	High Rebounder	
1	10/31	100-94	CLE	W	1-0	9,002	W1	Davis (33)	Campbell (12)	Davis (22)	Miller (22)	
2	11/2	97-93	NYK	W	2-0	13,588	W2	Davis (18)	Brown (16)	Sprewell (19)		
3	11/3	85-95	@NUN	L	2-1	6,532	L1	Campbell (26)	Campbell (10)	Van Horn (28)		
4	11/6	92-110	@DAL	L	2-2	16,905	L2	Campbell (17)	Campbell/Mashburn (10)	Nowitzki (34)		
5	11/8	95-105	SAS	L	2-3	9,511	L3	Mashburn (21)	Campbell (9)	Duncan (33)		
6	11/10	89-85	@CHI	W	3-3	20,406	W1	Mashburn (26)	Campbell (14)	Miller (22)		
7	11/14	86-100	@PHI	L	3-4	20,153	L1	Mashburn (21)	Brown (12)	Iverson (33)		
8	11/16	96-87	@MIA	W	4-4	15,322	W1	Davis (23)	Campbell (10)	Jones (22)		
9	11/17	87-97	POR	L	4-5	10,724	L1	Wesley (19)	Brown (8)	Wallace (23)		
10	11/20	95-88	@WAS	W	5-5	20,674	W1	Davis (32)	Brown (11)	Jordan (30)		
11	11/21	78-89	DAL	L	5-6	8,932	L1	Campbell (19)	Brown (11)	Finley (22)		
12	11/23	99-109	ORL	L	5-7	12,097	L2	Davis (27)	Brown (11)	McGrady (24)		
13	11/24	103-101	@ORL	W	6-7	14,003	W1	Campbell (23)	Brown (11)	Miller (32)		
14	11/28	104-96	@DET	W	7-7	14,542	W2	Davis (38)	Brown (20)	Stackhouse (26)		
15	11/30	105-110	DET	L	7-8	8,727	L1	Davis (23)	Magloire (7)	Stackhouse (31)		
16	12/1	81-93	@CLE	L	7-9	12,498	L2	Nailon (20)	Brown (12)	Miller/Person (19)		
17	12/4	100-104	@UTA	L	7-10	17,115	L3	Davis (21)	Brown (12)	Malone (22)		
18	12/6	95-89	@POR	W	8-10	18,102	W1	Nailon (26)	Brown (14)	Wallace (18)		
19	12/7	106-89	@GSW	W	9-10	12,221	W2	Wesley (25)	Brown (8)	Murphy (17)		
20	12/9	78-89	@LAC	L	9-11	16,098	L1	Wesley (18)	Brown/Magloire (8)	Brand (22)		
21	12/11	99-96	@DEN	W	10-11	13,912	W1	Nailon (20)	Brown (11)	LaFrentz (23)		
22	12/13	104-90	TOR	W	11-11	9,791	W2	Nailon (19)	Brown (9)	Carter (31)		
23	12/15	97-106	BOS	L	11-12	10,358	L1	Wesley (24)	Brown (10)	Pierce (30)		
24	12/18	95-100	NYK	L	11-13	9,074	L2	Wesley (19)	Brown (9)	Sprewell (30)		
25	12/19	94-85	@PHI	W	12-13	20,148	W1	Nailon (27)	Brown (13)	Iverson (38)		
26	12/21	89-94	@MIN	L	12-14	17,237	L1	Davis (25)	Campbell (9)	Garnett (20)		
27	12/22	88-101	@ATL	L	12-15	9,775	L2	Wesley (26)	Campbell (8)	Terry (22)		
28	12/26	99-93	WAS	W	13-15	23,799	W1	Campbell (17)	Campbell (13)	Jordan (28)		
29	12/28	89-105	MIL	L	13-16	10,888	L1	Nailon (24)	Nailon (9)	Cassell (29)		
30	12/29	90-107	@WAS	L	13-17	20,674	L2	Magloire (22)	Brown (8)	Jordan (51)		
31	1/3	114-102	GSW	W	14-17	7,770	W1	Davis (28)	Davis/Magloire (10)	Jamison (24)		
32	1/5	80-89	NUN	L	14-18	11,476	L1	Campbell (26)	Campbell (13)	Collins/Kidd (18)		
33	1/7	94-80	DEN	W	15-18	7,806	W1	Campbell (21)	Brown (22)	Van Euel (24)		
34	1/9	111-87	ATL	W	16-18	10,476	W2	Campbell (22)	Campbell (13)	Abdur-Rahim (20)		
35	1/11	*92-91	LAC	W	17-18	13,087	W3	Davis (19)	Brown (18)	Brand/Odom (22)		
36	1/12	76-104	@DET	L	17-19	18,877	L1	Wesley (14)	Brown (8)	Stackhouse (27)		
37	1/15	94-86	@CHI	W	18-19	17,635	W1	Wesley (26)	Brown (7)	Artest (22)		
38	1/17	88-93	PHI	L	18-20	11,278	L1	Nailon (27)	Brown (12)	Iverson (33)		
39	1/19	89-91	TOR	L	18-21	16,593	L2	Campbell (22)	Brown (14)	Carter (34)		
40	1/21	111-68	@NYK	W	19-21	19,763	W1	Davis (24)	Campbell (8)	Thomas (16)		
41	1/23	111-101	SEA	W	20-21	9,638	W2	Wesley (21)	Campbell (11)	Baker/Payton (24)		
42	1/25	81-90	@IND	L	20-22	16,012	L1	Wesley (20)	Magloire (16)	Rose (23)		
43	1/26	*104-111	HOU	L	20-23	12,931	L2	Davis (34)	Brown (13)	Francis (30)		
44	1/29	78-73	@SAS	W	21-23	16,624	W1	Drew (15)	Campbell (10)	Duncan (29)		
45	2/1	73-72	@HOU	W	22-23	11,004	W2	Campbell (21)	Brown (12)	Mobley (23)		
46	2/3	97-79	@MEM	W	23-23	14,827	W3	Campbell (19)	Magloire (10)	Swift (13)		
47	2/5	79-82	BOS	L	23-24	10,903	L1	Davis (28)	Campbell (9)	Pierce (24)		
48	2/7	93-100	PHI	L	23-25	15,510	L2	Davis (23)	Brown (12)	Iverson (36)		
49	2/13	113-91	CHI	W	24-25	9,544	W1	Nailon (24)	Magloire (10)	Guyton (19)		
50	2/15	116-106	IND	W	25-25	13,732	W2	Davis (38)	Brown (18)	Croschere (23)		
51	2/17	78-92	MEM	L	25-26	9,952	L1	Campbell/Nailon (17)	Brown/Campbell (11)	Swift (19)		
52	2/18	101-92	@MIL	W	26-26	16,368	W1	Campbell (24)	Brown (11)	Allen (27)		
53	2/20	78-77	@TOR	W	27-26	19,800	W2	Campbell (18)	Brown (9)	Davis (29)		
54	2/22	94-96	LAL	L	27-27	23,799	L1	Davis (37)	Brown (10)	O'Neal (31)		
55	2/24	93-95	@NUN	L	27-28	15,516	L2	Davis (29)	Lynch (11)	Kidd (21)		
56	2/25	92-97	MIN	L	27-29	11,222	L3	Campbell (23)	Nailon (6)	Szczerbiak (24)		
57	2/27	104-85	NUN	W	28-29	8,737	W1	Mashburn (36)	Brown (12)	Kidd/Williams (12)		
58	3/1	100-87	@BOS	W	29-29	17,872	W2	Mashburn (30)	Magloire (10)	Pierce (20)		
59	3/3	81-83	@DET	L	29-30	8,632	L1	Campbell (23)	Brown (11)	Stackhouse (28)		
60	3/7	*89-92	SEA	L	29-31	14,990	L2	Mashburn (27)	Magloire (11)	Payton (19)		
61	3/8	87-99	@SAC	L	29-32	17,317	L3	Nailon (18)	Campbell (8)	Stojakovic (24)		
62	3/10	88-82	@PHX	W	30-32	15,003	W1	Mashburn (26)	Brown (14)	Marion (27)		
63	3/12	66-107	UTA	L	30-33	18,997	L1	Wesley (15)	Campbell (13)	Bryant (23)		
64	3/14	100-82	ATL	W	31-33	7,586	W1	Mashburn (26)	Mashburn (7)	Marshall (15)		
65	3/16	87-76	PHX	W	32-33	10,582	W2	Mashburn (23)	Brown/Campbell/Mashburn (7)	Marion (31)		
66	3/18	113-110	MIL	W	33-33	7,833	W3	Mashburn (31)	Brown (12)	Cassell (27)		
67	3/20	94-88	IND	W	34-33	6,684	W4	Davis (25)	Brown (13)	O'Neal (20)		
68	3/22	106-92	@ORL	W	35-33	16,497	W5	Mashburn (29)	Brown (14)	Hudson (23)		
69	3/24	99-84	@IND	W	36-33	16,808	W6	Mashburn (36)	Brown (19)	Miller (24)		
70	3/27	111-104	ORL	W	37-33	8,111	W7	Magloire (21)	Mashburn (9)	Hudson/McGrady (25)		
71	3/29	87-92	SAC	L	37-34	14,092	L1	Mashburn (27)	Brown (11)	Webster (23)		
72	3/30	93-85	@CLE	W	38-34	14,922	W1	Davis (20)	Brown (13)	Davis (22)		
73	4/2	85-91	@NYK	L	38-35	19,763	L1	Mashburn (25)	Magloire (9)	Sprewell (26)		
74	4/3	97-90	MIA	W	39-35	9,217	W1	Davis/Mashburn (22)	Brown (13)	Jones (27)		
75	4/5	97-91	WAS	W	40-35	15,621	W2	Mashburn (27)	Brown (13)	Hamilton (22)		
76	4/6	93-86	@ATL	W	41-35	15,954	W3	Brown (14)	Abdur-Rahim (21)			
77	4/9	80-84	@TOR	L	41-36	19,800	L1	Mashburn (21)	Brown (12)	Davis (24)		
78	4/10	95-101	ATL	L	41-37	10,306	L2	Mashburn (26)	Brown/Magloire (7)	Abdur-Rahim (33)		
79	4/12	112-100	CLE	W	42-37	12,564	W1	Wesley (30)	Brown (9)	Langdon (24)		
80	4/14	91-98	@MIL	L	42-38	18,717	L1	Mashburn (28)	Brown (10)	Allen (47)		
81	4/16	88-81	@MIA	W	43-38	15,469	W1	Mashburn (23)	Lynch (10)	Mourning (25)		
82	4/17	112-106	CHI	W	44-38	10,565	W2	Campbell/Mashburn (20)	Campbell (9)	Rose (27)		

* Denotes number of overtime periods



2000-01 FINAL ROSTER

FRONT OFFICE

BBALL OPS

PLAYERS

13-14 REVIEW

HISTORY

RECORDS

PLAYOFFS

NBA

MISC.



Record: 46-36 Home: 28-13 Road: 18-23 Overtime: 3-3 Eastern: 37-13 Western: 9-19

No.	Player	Pos.	Ht.	Wt.	Birthdate	College	Yrs Pro
42	P.J. Brown	F	6-11	235	10/14/69	Louisiana Tech	7
2	Scott Burrell	G/F	6-7	233	1/12/71	Connecticut	7
5	Elden Campbell	C	7-0	279	7/23/68	Clemson	10
44	Derrick Coleman	F/C	6-10	270	6/21/67	Syracuse	10
1	Baron Davis	G	6-3	210	4/13/79	UCLA	1
33	Hersey Hawkins	G	6-3	200	9/29/66	Bradley	12
25	Tim James	F	6-7	214	12/25/76	Miami (FL)	1
21	Jamaal Magloire	F/C	6-10	253	5/21/78	Kentucky	R
24	Jamal Mashburn	F	6-8	240	11/29/72	Kentucky	7
54	Lee Nailon	F	6-8	241	2/22/75	Texas Christian	R
3	Eldridge Recasner	G	6-4	192	12/14/67	Washington	6
32	Eddie Robinson	F	6-9	204	4/19/76	Central Oklahoma	R
52	Otis Thorpe	F/C	6-10	245	8/5/62	Providence	16
4	David Wesley	G	6-1	203	11/14/70	Baylor	7

Ahead Coach: Paul Silas (Creighton)

Athletic Trainer: Terry Kofler (Xavier)

Assistant Coaches: Lee Rose (Transylvania), Jerry Eaves (Louisville), Stephen Silas (Brown)

Player	G	GS	MIN	FG	FBA	PCT	3FG	FGA	PCT	FT	FTA	PCT	OFF	DEF	TOT	AST	PF	DQ	STL	TO	BLK	PTS	AVG
Mashburn	76	76	2989	573	1388	.413	103	289	.356	279	364	.766	92	484	576	411	185	1	85	211	13	1528	20.1
Wesley	82	82	3106	523	1239	.422	97	258	.376	271	339	.799	64	160	224	361	220	2	128	171	16	1414	17.2
Davis	82	82	3192	409	957	.427	85	274	.310	228	337	.677	129	279	408	598	267	1	170	226	36	1131	13.8
Campbell	78	78	2337	367	834	.440	0	6	.000	288	406	.709	157	451	608	104	280	1	60	144	140	1022	13.1
Brown	80	79	2811	249	561	.444	0	4	.000	178	209	.852	257	485	742	127	260	6	78	108	92	676	8.4
Coleman	34	3	683	97	255	.380	20	51	.392	63	92	.685	46	138	184	39	53	1	10	42	21	277	8.1
Robinson	67	6	1201	216	407	.531	2	4	.500	64	88	.727	60	138	198	59	66	0	50	43	32	498	7.4
Magloire	74	0	1095	122	271	.450	0	2	.000	95	145	.655	103	192	295	27	139	0	18	61	78	339	4.6
Burrell	4	0	41	7	15	.467	2	6	.333	1	4	.250	1	2	3	1	8	0	3	0	0	17	4.3
Nailon	42	0	469	66	136	.485	0	1	.000	32	43	.744	29	63	92	24	60	0	9	27	5	164	3.9
Hawkins	59	0	681	56	137	.409	17	46	.370	54	63	.857	17	63	80	72	45	0	33	19	9	183	3.1
Thorpe	49	4	647	59	131	.450	0	0	--	20	24	.833	50	95	145	29	108	0	12	32	7	138	2.8
Recasner	43	0	403	38	114	.333	13	39	.333	14	18	.778	13	37	50	39	30	0	6	27	1	103	2.4
Overton	2	0	15	2	2	1.000	0	--	0	0	0	--	0	0	0	0	2	0	1	3	0	4	2.0
James	30	0	197	16	52	.308	1	3	.333	12	14	.857	15	20	35	8	27	0	2	8	5	45	1.5
Roberson	3	0	13	0	2	.000	0	1	.000	0	0	--	0	1	1	1	3	0	0	2	0	0	0.0
CHARLOTTE	82	--	19880	2800	6501	.431	340	984	.346	1599	2146	.745	1033	2608	3641	1900	1753	12	665	1183	455	7539	91.9
OPPONENTS	82	--	19880	2767	6501	.426	389	1081	.360	1444	1910	.756	892	2436	3328	1748	1768	13	616	1204	375	7367	89.8



G	Date	Score	Opp	W/L	Record	Atten.	Streak	Charlotte		Opponent
								High Scorer	High Rebounder	
1	10/31	106-82	@ATL	W	1-0	18,465	W1	Mashburn (23)	Brown (16)	Henderson (23)
2	11/1	77-95	WAS	L	1-1	16,043	L1	Mashburn/Campbell (13)	Brown (10)	Hamilton (23)
3	11/3	83-79	MIA	W	2-1	14,016	W1	Mashburn (30)	Campbell (10)	Grant (33)
4	11/4	98-87	@NUN	W	3-1	11,522	W2	Wesley (30)	Magloire (10)	Marbury (33)
5	11/8	96-90	@ORL	W	4-1	12,617	W3	Wesley (30)	Campbell (11)	Armstrong (18)
6	11/9	94-102	SEA	L	4-2	17,054	L1	Mashburn (25)	Coleman (11)	Baker (22)
7	11/11	67-81	@NYK	L	4-3	19,763	L2	Mashburn (18)	Mashburn (11)	Houston (21)
8	11/14	*86-89	@MIA	L	4-4	14,983	L3	Mashburn (31)	Campbell (17)	Jones (19)
9	11/16	80-84	@HOU	L	4-5	11,028	L4	Davis (20)	Mashburn (11)	Mobley (23)
10	11/17	89-96	DET	L	4-6	14,771	L5	Mashburn (21)	Mashburn (12)	Stackhouse (25)
11	11/19	105-96	@DET	W	5-6	13,088	W1	Davis (25)	Campbell (12)	Stackhouse (22)
12	11/20	100-64	@TOR	W	6-6	17,767	W2	Mashburn (25)	Brown (9)	Carter (20)
13	11/22	88-73	PHI	W	7-6	15,306	W3	Campbell (22)	Brown (14)	Geiger/Maxwell (10)
14	11/24	106-90	@MIL	W	8-6	15,102	W4	Wesley (24)	Magloire (9)	Allen (21)
15	11/25	109-98	CLE	W	9-6	13,791	W5	Mashburn (30)	Davis (10)	Murray (30)
16	11/29	103-79	TOR	W	10-6	12,255	W6	Wesley (32)	Magloire (9)	Davis (15)
17	12/1	74-95	@PHI	L	10-7	18,377	L1	Mashburn (19)	Mashburn (9)	Iverson (37)
18	12/2	94-89	UTA	W	11-7	13,360	W1	Wesley (30)	Mashburn (12)	Russell (24)
19	12/5	66-71	@CLE	L	11-8	14,544	L1	Campbell (16)	Brown (12)	Miller (20)
20	12/6	91-88	IND	W	12-8	11,877	W1	Wesley (32)	Campbell (11)	Miller (23)
21	12/8	92-87	LAC	W	13-8	12,086	W2	Wesley (20)	Brown (7)	McInnis (21)
22	12/9	*96-99	@IND	L	13-9	18,345	L1	Mashburn (28)	Campbell (13)	Rose (36)
23	12/13	101-90	SAC	W	14-9	12,806	W1	Mashburn (33)	Brown (12)	Webber (25)
24	12/15	103-89	@WAS	W	15-9	13,908	W2	Wesley (25)	Campbell (8)	King (17)
25	12/16	99-87	BOS	W	16-9	13,040	W3	Mashburn (20)	Mashburn (12)	Walker (20)
26	12/20	65-56	MIA	W	17-9	13,176	W4	Mashburn (19)	Brown/Mashburn (14)	Grant/Mason (10)
27	12/22	83-74	@MIN	W	18-9	16,327	W5	Wesley (25)	Brown (12)	Garnett (20)
28	12/23	*98-84	SAS	W	19-9	15,079	W6	Mashburn/Wesley (21)	Brown (14)	Duncan (29)
29	12/26	*115-110	CLE	W	20-9	14,442	W7	Wesley (32)	Brown (11)	Miller (30)
30	12/28	87-91	@SAC	L	20-10	17,317	L1	Wesley (24)	Brown/Mashburn (13)	Webber (24)
31	12/30	102-104	@SEA	L	20-11	15,832	L2	Wesley (24)	Brown (17)	Payton (21)
32	1/1	67-89	@POR	L	20-12	19,980	L3	Mashburn/Wesley (12)	Brown (13)	Wells (16)
33	1/3	88-89	@VAN	L	20-13	11,873	L4	Coleman (18)	Brown (10)	Dickerson (22)
34	1/5	86-73	@LAC	W	21-13	12,484	W1	Robinson (21)	Brown (14)	Olum (23)
35	1/7	87-94	@DEN	L	21-14	13,111	L1	Robinson (18)	Wesley (9)	McDyess (33)
36	1/9	***102-95	CHI	W	22-14	17,439	W1	Wesley (28)	Brown/Campbell/Magloire (10)	Brand (30)
37	1/11	70-83	POR	L	22-15	16,928	L1	Campbell (23)	Campbell (10)	Smith/Stoudamire (16)
38	1/12	86-85	@CHI	W	23-15	21,112	W1	Davis (21)	Magloire (8)	Mercer (21)
39	1/14	99-107	@TOR	L	23-16	19,800	L1	Mashburn (21)	Mashburn (12)	Carter (40)
40	1/15	79-84	@PHI	L	23-17	20,188	L2	Campbell (18)	Campbell (11)	Iverson (35)
41	1/17	90-91	DAL	L	23-18	14,134	L3	Mashburn (22)	Coleman (10)	Nowitzki (27)
42	1/19	98-105	MIL	L	23-19	16,436	L4	Mashburn (26)	Thorp (15)	Cassell (23)
43	1/23	95-97	@WAS	L	23-20	11,579	L5	Wesley (25)	Brown/Mashburn (7)	Howard (22)
44	1/24	81-67	NYK	W	24-20	14,469	W1	Mashburn (31)	Mashburn (13)	Spewell (22)
45	1/27	97-110	HOU	L	24-21	16,799	L1	Wesley (25)	Coleman (6)	Mobley (23)
46	1/29	93-85	@GSW	W	25-21	11,713	W1	Mashburn (27)	Campbell (12)	Jamison (31)
47	2/1	76-87	@UTA	L	25-22	18,855	L1	Wesley (15)	Brown (11)	Marshall (20)
48	2/2	87-93	@LAL	L	25-23	18,710	L2	Mashburn (28)	Campbell (11)	Bryant (44)
49	2/4	82-85	@PHX	L	25-24	17,065	L3	Mashburn (27)	Campbell (8)	Deik/Rogers (16)
50	2/6	83-109	ORL	L	25-25	13,867	L4	Davis (18)	Robinson (7)	McGrady (26)
51	2/8	101-84	ORL	W	26-25	12,484	W1	Wesley (27)	Brown (11)	Terry (22)
52	2/13	77-66	@IND	W	27-25	16,824	W2	Mashburn (18)	Brown (13)	Harrington (12)
53	2/16	94-99	LAL	L	27-26	19,925	L1	Mashburn (26)	Mashburn (15)	O'Neal (38)
54	2/17	103-93	@MIL	W	28-26	18,717	W1	Mashburn (32)	Campbell/Mashburn (10)	Allen (30)
55	2/22	93-91	GSW	W	29-26	15,237	W2	Brown (18)	Mashburn (12)	Jamison (28)
56	2/24	86-85	PHI	W	30-26	19,925	W3	Robinson (15)	Brown (13)	Iverson (47)
57	2/26	82-72	IND	W	31-26	13,001	W4	Mashburn (24)	Mashburn (11)	Rose (26)
58	2/28	91-88	NUN	W	32-26	12,802	W5	Wesley (26)	Brown (13)	Marbury (19)
59	3/2	105-99	@ATL	W	33-26	14,133	W6	Davis (28)	Brown (13)	Kukoc (28)
60	3/4	116-97	@BOS	W	34-26	17,146	W7	Mashburn (27)	Brown (15)	Walker (27)
61	3/6	89-95	MIN	L	34-27	12,630	L1	Wesley (21)	Brown (10)	Garnett (22)
62	3/10	97-84	ORL	W	35-27	15,927	W1	Davis (23)	Brown/Campbell (11)	McGrady (19)
63	3/10	100-90	MIL	W	36-27	18,472	W2	Robinson (20)	Mashburn (12)	Allen (32)
64	3/12	102-94	CHI	W	37-27	17,364	W3	Mashburn (28)	Brown (11)	Mercer (22)
65	3/14	100-95	VAN	W	38-27	16,018	W4	Mashburn (23)	Brown (9)	Abdur-Rahim (23)
66	3/16	109-114	@CLE	L	38-28	16,827	L1	Wesley (26)	Brown (8)	Harping (28)
67	3/17	95-93	WAS	W	39-28	16,502	W1	Brown (22)	Brown (8)	Alexander (21)
68	3/21	111-95	TOR	W	40-28	15,746	W2	Mashburn (27)	Mashburn (9)	Carter (23)
69	3/23	*90-93	@CHI	L	40-29	21,957	L1	Mashburn (25)	Robinson (9)	Mercer (30)
70	3/24	100-103	@DAL	L	40-30	18,187	L2	Campbell (25)	Campbell/Wesley (12)	Finley (31)
71	3/27	79-93	@SAS	L	40-31	22,109	L3	Mashburn (22)	Brown (9)	Duncan (34)
72	3/30	96-103	DEN	L	40-32	15,983	L4	Wesley (24)	Campbell (9)	Van Exel (41)
73	4/1	80-79	BOS	W	41-32	15,103	W1	Wesley (21)	Brown/Campbell (12)	Walker (25)
74	4/3	103-88	@NUN	W	42-32	14,452	W2	Mashburn (31)	Brown (12)	Newman (26)
75	4/4	94-103	PHX	L	42-33	15,205	L1	Wesley (22)	Campbell (8)	Kidd (29)
76	4/6	76-81	@MIA	L	42-34	16,500	L2	Mashburn (20)	Campbell/Mashburn (9)	Mason (22)
77	4/7	92-97	DET	L	42-35	16,655	L3	Campbell/Davis (20)	Brown (13)	Stackhouse (30)
78	4/9	98-113	@NYK	L	42-36	19,763	L4	Campbell (24)	Brown (16)	Thomas (22)
79	4/12	88-78	NUN	W	43-36	12,898	W1	Campbell (22)	Brown (12)	Newman (16)
80	4/15	99-90	@DET	W	44-36	16,678	W2	Mashburn (20)	Brown (12)	Stackhouse (34)
81	4/16	106-83	ATL	W	45-36	14,413	W3	Mashburn (31)	Coleman/Robinson (10)	Glover (16)
82	4/18	97-92	@BOS	W	46-36	17,762	W4	Mashburn (21)	Brown (11)	Walker (32)

* Denotes number of overtime periods



1999-2000 FINAL ROSTER

FRONT OFFICE

BBALL OPS

PLAYERS

13-14 REVIEW


HISTORY

RECORDS

PLAYOFFS

NBA

MISC.



Record: 49-33		Home: 30-11		Road: 19-22		Overtime: 2-2		Eastern: 36-18		Western: 13-15	
No.	Player	Pos.	Ht.	Wt.	Birthdate	College	Yrs Pro				
25	Chucky Brown	F	6-8	220	2/29/68	North Carolina State	10				
5	Elden Campbell	C	7-0	275	7/23/68	Clemson	9				
44	Derrick Coleman	F/C	6-10	260	6/21/67	Syracuse	9				
1	Baron Davis	G	6-3	212	4/13/79	UCLA	R				
21	Ricky Davis	G	6-7	197	9/23/79	Iowa	1				
9	Dale Ellis	F	6-7	215	8/6/60	Tennessee	16				
52	Todd Fuller	C	7-0	268	7/25/74	North Carolina State	3				
7	Michael Hawkins	G	6-0	180	10/28/72	Xavier	2				
6	Eddie Jones	G	6-7	294	10/20/71	Temple	5				
14	Anthony Mason	F	6-8	260	12/14/66	Tennessee State	10				
40	Brad Miller	C	7-0	261	4/12/76	Purdue	1				
32	Eddie Robinson	F	6-9	204	4/19/76	Central Oklahoma	R				
4	David Wesley	G	6-1	211	11/14/70	Baylor	6				

Head Coach: Paul Silas (Creighton)

Athletic Trainer: Terry Kofler (Xavier)

Assistant Coaches: Lee Rose (Transylvania),
Mark Osoowski (Massachusetts), Jerry Eaves (Louisville)

Player	G	GS	MIN	FG	FGA	PCT	3FG	FGA	PCT	FT	FTA	PCT	OFF	DEF	TOT	AST	PF	DQ	STL	TO	BLK	PTS	AVG
Jones	72	72	2807	478	1119	.427	128	341	.375	362	419	.864	81	262	343	305	176	1	192	160	49	1446	20.1
Coleman	74	64	2347	446	979	.456	51	141	.362	296	377	.785	124	508	632	175	195	2	34	173	130	1239	16.7
Wesley	82	82	2760	407	955	.426	88	248	.355	214	275	.778	39	186	225	463	186	2	109	159	11	1116	13.6
Phills	28	9	825	152	335	.454	30	91	.330	47	65	.723	17	54	71	79	72	2	41	48	8	381	13.6
Campbell	78	77	2538	370	829	.446	0	6	.000	247	358	.690	168	422	590	129	269	6	56	127	150	987	12.7
Mason	82	81	3133	317	661	.480	0	1	.000	314	421	.746	145	554	699	367	220	0	74	160	29	948	11.6
Miller	55	4	961	135	293	.461	0	2	.000	153	195	.785	113	180	293	45	111	1	23	48	35	423	7.7
Robinson	67	8	1112	212	386	.549	0	4	.000	47	64	.734	54	130	184	32	67	0	48	39	25	471	7.0
Davis	82	0	1523	182	433	.420	25	111	.225	97	153	.634	48	117	165	309	201	1	97	140	19	486	5.9
Brown (CHA)	33	2	494	66	152	.434	1	7	.143	11	21	.524	24	66	90	25	61	1	12	17	8	144	4.4
Davis	48	4	570	94	187	.503	0	4	.000	39	51	.765	29	54	83	62	39	0	30	46	8	227	4.7
Ellis (CHA)	24	5	240	19	58	.328	14	35	.400	3	4	.750	6	16	22	8	22	0	7	13	0	55	2.3
Fuller	41	2	399	51	122	.418	0	0	--	32	53	.604	36	74	110	5	46	0	9	27	8	134	3.3
Recasner	7	0	28	3	7	.429	1	4	.250	0	0	--	0	4	4	5	1	0	0	0	0	7	1.0
Hawkins	12	0	36	3	13	.231	1	5	.200	1	2	.500	0	7	7	13	2	0	0	3	0	8	0.7
Hood	2	0	4	0	3	.000	0	0	--	0	0	--	0	1	1	0	0	0	0	0	0	0	0.0
Miskiri	1	0	3	0	1	.000	0	1	.000	0	0	--	0	0	0	1	2	0	0	0	0	0	0.0
CHARLOTTE	82	--	19780	2935	6533	.449	339	1001	.339	1863	2458	.758	884	2635	3519	2023	1670	16	732	1206	480	8072	98.4
OPPONENTS	82	--	19780	3048	6811	.448	410	1086	.378	1347	1807	.745	966	2550	3516	1903	2076	21	604	1297	421	7853	95.8



G	Date	Score	Opp	W/L	Record	Atten.	Streak	Charlotte High Scorer	Charlotte High Rebounder	Opponent High Scorer
1	11/2	100-86	ORL	W	1-0	17,461	W1	Jones (24)	Campbell (9)	Gatling (15)
2	11/4	98-89	IND	W	2-0	15,762	W2	Jones (22)	Mason (10)	Miller (20)
3	11/5	100-103	@BOS	L	2-1	16,582	L1	Wesley (17)	Mason (8)	Anderson (24)
4	11/7	99-109	@TOR	L	2-2	16,658	L2	Jones (26)	Mason/Campbell (11)	Carter (25)
5	11/10	117-111	MIL	W	3-2	15,769	W1	Jones (33)	Mason (8)	Robinson/Allen (24)
6	11/12	96-92	NUN	W	4-2	16,668	W2	Jones (24)	Campbell (11)	Marbury (31)
7	11/13	79-95	@SAS	L	4-3	19,669	L1	Phills (13)	Mason/Campbell (10)	Duncan (22)
8	11/16	98-103	@ATL	L	4-4	11,426	L2	Mason/Jones (20)	Mason (16)	Perry (22)
9	11/17	104-99	DAL	W	5-4	15,137	W1	Jones (24)	Coleman (18)	Tack (27)
10	11/19	103-92	@ORL	W	6-4	12,936	W2	Jones (30)	Mason (15)	Armstrong (18)
11	11/20	*96-100	POR	L	6-5	20,688	L1	Campbell (24)	Campbell (11)	Anthony (24)
12	11/24	89-73	VAN	W	7-5	16,003	W1	Jones (14)	Mason (10)	Dickerson (16)
13	11/26	118-85	WAS	W	8-5	18,542	W2	Campbell (19)	Miller (10)	Hamilton (16)
14	11/27	89-106	@CLE	L	8-6	15,194	L1	Jones (22)	Mason (13)	Murray/DeClerq (16)
15	12/1	90-94	@POR	L	8-7	19,980	L2	Campbell (19)	Campbell (11)	Schrempf (18)
16	12/3	113-94	@VAN	W	9-7	12,107	W1	Wesley (28)	Mason (6)	Dickerson (29)
17	12/5	103-81	@SEA	W	10-7	12,233	W2	Coleman (26)	Coleman (11)	Payton (17)
18	12/8	113-106	GSW	W	11-7	15,327	W3	Jones (30)	Mason (15)	Starks (28)
19	12/10	106-99	DEN	W	12-7	17,320	W4	Mason (21)	Mason (12)	LaFrentz/Van Exel (20)
20	12/11	106-84	@PHI	W	13-7	18,078	W5	Miller (19)	Miller (12)	McKie (16)
21	12/15	103-98	MIN	W	14-7	16,303	W6	Coleman (20)	Mason (13)	Sealy (27)
22	12/17	99-86	CLE	W	15-7	15,586	W7	Phills (19)	Mason (13)	Kemp/Murray (15)
23	12/18	106-89	@MIA	W	16-7	14,621	W8	Jones (24)	Coleman (10)	Mourning (18)
24	12/20	*109-112	@NYK	L	16-8	19,763	L1	Jones (23)	Mason (13)	Houston (31)
25	12/23	106-110	ORL	L	16-9	16,918	L2	Coleman (20)	Coleman/Mason/Miller (9)	Armstrong (28)
26	12/26	96-114	@DET	L	16-10	15,339	L3	Mason (28)	Campbell/Coleman/Mason (6)	Hill (30)
27	12/27	108-104	ATL	W	17-10	17,114	W1	Coleman (25)	Coleman (16)	Rider (25)
28	12/29	109-105	MIL	W	18-10	17,134	W2	Coleman (27)	Campbell (11)	Robinson (36)
29	12/30	99-109	@IND	L	18-11	18,345	L1	Campbell/Wesley (18)	Campbell/B. Davis/R. Davis (6)	Miller (30)
30	1/4	80-86	@PHX	L	18-12	18,640	L2	Campbell/Wesley (18)	Coleman (19)	Robinson (30)
31	1/5	96-118	@UTA	L	18-13	19,518	L3	Wesley (19)	Campbell/Miller (6)	Malone (30)
32	1/7	83-87	@LAL	L	18-14	18,997	L4	Coleman/Phills/Wesley (17)	Campbell (13)	O'Neal (23)
33	1/8	92-97	@DEN	L	18-15	18,408	L5	Coleman (21)	Coleman (14)	Van Exel (32)
34	1/10	87-137	@MIL	L	18-16	13,159	L6	Wesley (23)	Miller (8)	Allen (26)
35	1/15	79-93	@NYK	L	18-17	19,763	L7	Jones (23)	Coleman (13)	Sprewell (20)
36	1/17	115-94	TOR	W	19-17	20,278	W1	Jones (25)	Coleman (11)	Carter (24)
37	1/19	96-86	@CHI	W	20-17	21,906	W2	Jones (26)	Mason (13)	Brand (24)
38	1/20	109-100	PHI	W	21-17	16,160	W3	Jones/Coleman (23)	Mason (9)	Iverson (35)
39	1/22	110-96	BOS	W	22-17	18,900	W4	Coleman (24)	Mason/Coleman (11)	Potapenko (18)
40	1/25	99-110	SAC	L	22-18	17,370	L1	Coleman (24)	Campbell (11)	Webber (30)
41	1/27	117-102	DET	W	23-18	16,238	W1	Jones (25)	Miller (9)	Stackhouse (34)
42	1/29	100-79	PHX	W	24-18	19,366	W2	Jones (20)	Miller (12)	Hardaway (24)
43	2/1	83-99	@HOU	L	24-19	14,391	L1	Jones (20)	Coleman (11)	Mobley (23)
44	2/3	96-106	@DAL	L	24-20	11,126	L2	Jones (21)	Campbell (10)	Finley (32)
45	2/5	110-102	WAS	W	25-20	18,422	W1	Campbell (27)	Coleman (10)	Richmond (22)
46	2/7	95-85	NYK	W	26-20	18,128	W2	Jones (34)	Coleman (13)	Houston (26)
47	2/9	103-95	CLE	W	27-20	16,512	W3	Jones (32)	Campbell (10)	Murray (31)
48	2/15	95-93	@PHI	W	28-20	18,488	W4	Jones (27)	Mason/Campbell (12)	Iverson (28)
49	2/16	85-92	LAL	L	28-21	23,799	L1	Coleman (19)	Campbell (13)	Bryant (26)
50	2/18	115-87	LAC	W	29-21	18,796	W1	Coleman (17)	Campbell (12)	Taylor (22)
51	2/20	80-85	MIA	L	29-22	21,539	L1	Jones (18)	Coleman (12)	Hardaway (23)
52	2/22	102-97	HOU	W	30-22	15,921	W1	Coleman (32)	Coleman (12)	Francis (24)
53	2/24	70-72	SAS	L	30-23	18,535	L1	Coleman (19)	Coleman (20)	Robinson (16)
54	2/26	93-104	@NUN	L	30-24	18,481	L2	Coleman (54)	Coleman (10)	Van Horn (29)
55	2/28	81-84	SEA	L	30-25	15,902	L3	Jones (23)	Mason (13)	Payton (32)
56	2/29	92-87	@MIN	W	31-25	15,922	W1	Campbell (22)	Mason/Campbell (8)	Garnett (21)
57	3/2	96-104	ORL	L	31-26	12,382	L1	Campbell (22)	Mason (13)	Mercer (19)
58	3/3	87-89	UTA	L	31-27	21,148	L2	Jones (31)	Campbell (11)	Stockton (22)
59	3/5	100-94	CHI	W	32-27	15,799	W1	Coleman (26)	Mason/Coleman (7)	Brand (24)
60	3/7	102-99	@GSW	W	33-27	10,201	W2	Coleman (34)	Coleman (17)	Hughes (21)
61	3/8	92-105	@SAC	L	33-28	17,317	L1	Wesley (21)	Campbell (13)	Divac (27)
62	3/10	118-101	IND	W	34-28	15,362	W1	Coleman (31)	Coleman/Campbell (12)	Anderson (24)
63	3/15	77-74	CHI	W	35-28	15,964	W2	Wesley/Jones (18)	Campbell (20)	Carr (18)
64	3/17	99-118	NYK	L	35-29	23,799	L1	Wesley (24)	Campbell (10)	Houston (27)
65	3/18	99-113	@IND	L	35-30	18,345	L2	Coleman (28)	Mason/Coleman (10)	Rose (22)
66	3/20	96-102	PHI	L	35-31	16,281	L3	Jones (28)	Mason (11)	Iverson (25)
67	3/22	119-103	NUN	W	36-31	15,595	W1	Jones (26)	Campbell/Mason/Robinson (7)	Marbury (23)
68	3/24	102-84	@TOR	W	37-31	19,800	W2	Jones (25)	Coleman (12)	Carter (18)
69	3/25	86-70	@ATL	W	38-31	14,609	W3	Jones (24)	Mason/Fuller (15)	Henderson (17)
70	3/29	98-91	@DET	W	39-31	14,997	W4	Mason (22)	Campbell (13)	Hill (26)
71	3/31	*110-101	TOR	W	40-31	23,779	W5	Jones (32)	Mason (14)	Carter (31)
72	4/1	90-87	@CHI	W	41-31	21,882	W6	Campbell (25)	Mason/Campbell (9)	Brand (24)
73	4/4	112-105	BOS	W	42-31	16,305	W7	Mason (27)	Coleman (14)	Anderson (23)
74	4/6	70-76	@MIA	L	42-32	15,803	L1	Mason (14)	Mason (15)	Mourning (26)
75	4/7	82-97	DET	L	42-33	20,002	L2	B. Davis (14)	Mason/Coleman (10)	Stackhouse (23)
76	4/9	96-80	IND	W	43-33	19,312	W1	Campbell/Coleman/Jones (19)	Campbell (13)	Rose (18)
77	4/10	107-105	@WAS	W	44-33	12,071	W2	Jones (26)	Coleman (16)	Richmond (21)
78	4/12	119-87	ATL	W	45-33	15,809	W3	Wesley (29)	Miller (8)	Glover (14)
79	4/14	*109-106	MIL	W	46-33	15,839	W4	Jones (29)	Coleman (12)	Robinson (38)
80	4/16	105-102	@BOS	W	47-33	17,278	W5	Jones (25)	Mason (12)	Walker (21)
81	4/18	103-88	@CLE	W	48-33	14,481	W6	Wesley (23)	Mason/Coleman (11)	Sura (20)
82	4/19	83-73	MIA	W	49-33	18,838	W7	Mason/Jones (14)	Campbell (8)	Carter (16)

* Denotes number of overtime periods

FRONT OFFICE

BALL OPS

PLAYERS

13-14 REVIEW

HISTORY

RECORDS

PLAYOFFS

NBA

MISC.



1998-99 FINAL ROSTER

FRONT OFFICE

BBALL OPS

PLAYERS

13-14 REVIEW

HISTORY

RECORDS

PLAYOFFS

NBA

MISC.



1998-99 CHARLOTTE HORNETS

Record: 26-24 Home: 16-9 Road: 10-15 Overtime: 3-2 Eastern: 23-21 Western: 3-3

No.	Player	Pos.	Ht.	Wt.	Birthdate	College	Yrs Pro
15	Corey Beck	G	6-3	190	5/27/71	Arkansas	2
52	Chuck Brown	F	6-8	226	2/29/68	North Carolina State	9
5	Elden Campbell	C/F	7-0	255	7/23/68	Clemson	8
44	Derrick Coleman	F/C	6-10	260	6/21/67	Syracuse	8
21	Ricky Davis	G	6-7	202	9/23/79	Iowa	R
6	Eddie Jones	G/F	6-6	200	10/20/71	Temple	4
40	Brad Miller	C	6-11	244	4/12/76	Purdue	R
14	Anthony Mason	F	6-8	260	12/14/66	Tennessee State	9
45	Chuck Person	F	6-8	241	6/27/64	Auburn	12
13	Bobby Phills	G/F	6-5	232	12/20/69	Southern	7
3	Eldridge Recasner	G	6-3	189	12/14/67	Washington	4
33	Charles Shackleford	C	6-11	263	4/22/66	North Carolina State	5
4	David Wesley	G	6-1	202	11/14/70	Baylor	5

Head Coach: Paul Silas (Creighton)

Athletic Trainer: Terry Kofler (Xavier)

Assistant Coaches: Lee Rose (Transylvania),

Mark Oowski (Massachusetts), Jeff Bower (St. Francis (PA))

Player	G	GS	MIN	FG	FBA	PCT	3FG	FBA	PCT	FT	FTA	PCT	OFF	DEF	TOT	AST	PF	DQ	STL	TO	BLK	PTS	AVG
Jones (CHA)	30	30	1157	164	368	.446	28	78	.359	153	191	.801	30	88	118	125	86	1	90	72	34	509	17.0
Reid	16	16	556	88	169	.521	0	0	--	67	84	.798	21	92	113	25	63	2	22	28	10	243	15.2
Phills	43	43	1574	215	497	.433	68	172	.395	115	168	.685	39	135	174	149	124	1	60	92	25	613	14.3
Wesley	50	50	1848	243	545	.446	61	170	.359	159	191	.832	23	138	161	322	130	2	100	142	10	706	14.1
Coleman	37	29	1178	168	406	.414	7	33	.212	143	190	.753	76	252	328	78	96	1	24	90	42	486	13.1
Campbell (CHA)	32	32	1134	178	364	.489	0	1	.000	134	207	.647	88	213	301	61	108	1	38	58	57	490	15.3
Brown	48	21	1192	176	373	.472	15	40	.375	40	59	.678	36	138	174	57	106	0	16	38	19	407	8.5
Miller	38	0	469	78	138	.565	1	2	.500	81	102	.794	35	82	117	22	65	0	9	32	18	238	6.3
Person	50	21	990	112	289	.388	55	157	.350	24	32	.750	17	115	132	60	90	0	20	41	8	303	6.1
Armstrong	10	1	178	21	43	.488	6	8	.750	9	10	.900	1	15	16	27	16	0	3	10	0	57	5.7
Recasner	44	2	708	82	184	.446	24	60	.400	34	39	.872	20	57	77	91	66	0	17	58	1	222	5.0
Davis	46	1	557	81	200	.405	2	12	.167	45	59	.763	40	44	84	58	46	0	30	54	7	209	4.5
Shackleford	32	4	367	44	90	.489	0	0	--	19	29	.655	41	88	129	13	66	1	5	27	13	107	3.3
Beck (CHA)	16	0	150	14	31	.452	1	1	1.000	6	13	.462	3	20	23	20	21	0	7	11	2	35	2.2
Williams	8	0	62	6	13	.462	0	0	--	3	4	.750	6	13	19	2	10	0	2	6	1	15	1.9
Burton	3	0	18	1	7	.143	0	1	.000	2	4	.500	4	2	6	0	2	0	0	1	0	4	1.3
Wolf	3	0	12	0	1	.000	0	0	--	0	2	.000	0	1	1	0	6	0	0	0	0	0	0.0
CHARLOTTE	50	--	12150	1671	3718	.449	268	735	.365	1034	1384	.747	480	1493	1973	1110	1101	9	443	796	247	4644	92.9
OPPONENTS	50	--	12150	1739	4003	.434	212	637	.333	959	1306	.734	655	1491	2146	1092	1151	13	443	762	232	4649	93.0



G	Date	Score	Opp	W/L	Record	Atten.	Streak	Charlotte		Charlotte		Opponent
								High Scorer	High Rebounder	High Scorer	High Rebounder	
1	2/5	66-78	PHI	L	0-1	21,191	L1	Phills (15)	Coleman (15)	Iverson (33)		
2	2/6	*107-113	MIL	L	0-2	18,820	L2	Phills (18)	Coleman (13)	Robinson (25)		
3	2/8	94-91	MIA	W	1-2	18,044	W1	Reid (19)	Coleman (12)	Hardaway (32)		
4	2/10	77-87	CLE	L	1-3	18,049	L1	Person/Coleman (16)	Coleman (7)	Kemp (20)		
5	2/11	88-100	@ATL	L	1-4	8,611	L2	Coleman (17)	Coleman/Wesley (13)	Smith (17)		
6	2/16	88-116	@LAL	L	1-5	14,093	L3	Phills (20)	Coleman (9)	O'Neal (20)		
7	2/17	87-96	@GSW	L	1-6	9,734	L4	Reid (29)	Reid (10)	Marshall (13)		
8	2/19	95-106	@SAC	L	1-7	17,317	L5	Reid/Wesley (21)	Coleman (10)	Williams (25)		
9	2/24	83-91	MIA	L	1-8	17,828	L6	Phills (20)	Coleman (14)	Mourning (20)		
10	2/26	97-95	POR	W	2-8	18,633	W1	Coleman (28)	Coleman (8)	Rider (27)		
11	2/27	77-94	@CHI	L	2-9	22,814	L1	Coleman (17)	Reid/Phills (9)	Kukoc (16)		
12	3/1	91-88	TOR	W	3-9	18,039	W1	Coleman (24)	Coleman (12)	Brown/Carter/Christie (15)		
13	3/3	76-93	@ORL	L	3-10	15,421	L1	Coleman (24)	Coleman (10)	Anderson (25)		
14	3/4	96-82	@NUN	W	4-10	14,728	W1	Person (21)	Coleman (15)	Van Horn (28)		
15	3/5	85-86	@WAS	L	4-11	15,703	L1	Reid (20)	Shackelford (12)	Howard (26)		
16	3/9	105-87	BOS	W	5-11	18,342	W1	Reid (26)	Reid (12)	Walker (32)		
17	3/10	70-85	@PHI	L	5-12	14,590	L1	Phills (18)	Shackelford (10)	Iverson (25)		
18	3/12	92-83	@WAS	W	6-12	16,343	W1	Wesley (23)	Shackelford (14)	Cheaney (22)		
19	3/14	86-94	@NYK	L	6-13	19,763	L1	Jones (23)	Campbell (9)	Houston (20)		
20	3/15	82-89	@TOR	L	6-14	15,329	L2	Wesley/Campbell/Jones/Brown (13)	Coleman/Wesley (9)	Christie (18)		
21	3/17	119-111	PHX	W	7-14	17,837	W1	Jones (29)	Campbell (19)	Chapman (25)		
22	3/19	*83-82	UTA	W	8-14	22,989	W2	Campbell (19)	Campbell/Coleman (12)	Horacek (21)		
23	3/21	94-87	@MIL	W	9-14	13,974	W3	Jones (23)	Campbell/Coleman (9)	Robinson (19)		
24	3/23	78-86	@ORL	L	9-15	16,405	L1	Jones (20)	Coleman (16)	Armstrong (28)		
25	3/24	110-81	CHI	W	10-15	17,857	W1	Miller (25)	Campbell/Davis (11)	Simpkins (20)		
26	3/26	90-82	ORL	W	11-15	21,698	W2	Campbell (24)	Coleman (7)	Anderson (17)		
27	3/28	105-84	CLE	W	12-15	18,490	W3	Miller (24)	Campbell (10)	Person (20)		
28	3/30	99-109	BOS	L	12-16	18,102	L1	Campbell (17)	Campbell (7)	Anderson (22)		
29	3/31	94-102	MIL	L	12-17	17,552	L2	Recasner (26)	Campbell (10)	Allen (20)		
30	4/2	81-87	IND	L	12-18	21,649	L3	Coleman (19)	Coleman (14)	Miller (18)		
31	4/4	83-85	@ATL	L	12-19	7,149	L4	Jones (16)	Coleman (18)	Henderson (18)		
32	4/5	71-77	ATL	L	12-20	17,927	L5	Wesley (18)	Campbell (9)	Blaylock (13)		
33	4/7	106-82	NYK	W	13-20	19,810	W1	Wesley (24)	Campbell (7)	Thomas/Ewing (17)		
34	4/9	90-88	WAS	W	14-20	19,038	W2	Campbell (32)	Campbell (10)	Strickland (25)		
35	4/10	92-90	@IND	W	15-20	16,702	W3	Phills (23)	Campbell (16)	Smits (22)		
36	4/12	92-86	@DET	W	16-20	14,355	W4	Campbell (27)	Campbell (11)	Reid (25)		
37	4/14	83-79	DET	W	17-20	18,229	W5	Phills/Jones (21)	Brown (9)	Hunter (20)		
38	4/16	95-94	@MIL	W	18-20	18,010	W6	Jones (23)	Campbell (10)	Allen (21)		
39	4/17	90-82	@CLE	W	19-20	15,357	W7	Wesley/Campbell (24)	Phills (7)	Kemp (23)		
40	4/19	120-113	@NUN	W	20-20	15,178	W8	Phills (23)	Phills (6)	Marbury (27)		
41	4/21	88-85	DET	W	21-20	19,385	W9	Campbell (32)	Campbell (14)	Hill (28)		
42	4/23	105-110	@NYK	L	21-21	19,763	L1	Campbell (17)	Coleman (11)	Houston (30)		
43	4/24	97-82	NUN	W	22-21	20,855	W1	Wesley (19)	Campbell (13)	Marbury (30)		
44	4/26	84-91	NYK	L	22-22	19,782	L1	Phills/Coleman (20)	Campbell (9)	Sprewell (21)		
45	4/27	108-98	@IND	W	23-22	19,800	W1	Jones (28)	Coleman (9)	McGrady (27)		
46	4/29	*110-115	@TOR	L	23-23	16,228	L1	Wesley (23)	Campbell (16)	Miller (27)		
47	4/30	92-88	CHI	W	24-23	20,536	W1	Campbell/Wesley (19)	Campbell (10)	Kukoc (23)		
48	5/2	93-100	@MIA	L	24-24	15,200	L1	Jones (23)	Campbell (10)	Mashburn (20)		
49	5/4	*117-110	PHI	W	25-24	20,125	W1	Jones (28)	Campbell (11)	Iverson (39)		
50	5/5	**133-129	@BOS	W	26-24	16,635	W1	Davis/Miller (32)	Miller (13)	Pierce (27)		

* Denotes number of overtime periods



1997-98 FINAL ROSTER



Record: 51-31 Home: 32-9 Road: 19-22 Overtime: 2-1 Eastern: 31-23 Western: 20-8

No.	Player	Pos.	Ht.	Wt.	Birthdate	College	Yrs Pro
10	B.J. Armstrong	G	6-2	185	9/9/67	Iowa	8
15	Corey Beck	G	6-3	200	5/27/71	Arkansas	1
30	Dell Curry	G	6-5	204	6/25/64	Virginia Tech	11
12	Vlade Divac	C	7-1	260	2/3/68	Serbia	8
52	Matt Geiger	C/F	7-1	248	9/10/69	Georgia Tech	5
14	Anthony Mason	F	6-8	250	12/14/66	Tennessee State	8
11	Vernon Maxwell	G	6-4	190	9/12/65	Florida	9
13	Bobby Phillips	G/F	6-5	226	12/20/69	Southern	6
7	J.R. Reid	F/C	6-10	247	3/31/68	North Carolina	7
41	Glen Rice	F	6-8	221	5/28/67	Michigan	8
5	Donald Royal	F	6-8	218	5/2/66	Notre Dame	7
4	David Wesley	G	6-1	202	11/14/70	Baylor	4
32	Travis Williams	F	6-7	224	5/27/69	South Carolina State	R

Head Coach: Dave Cowens (Florida State)

Athletic Trainer: Terry Kofler (Xavier)

Assistant Coaches: Lee Rose (Transylvania), Paul Silas (Creighton), Mark Osofsky (Massachusetts)

Player	G	GS	MIN	FG	FGA	PCT	3FG	FGA	PCT	FT	FTA	PCT	OFF	DEF	TOT	AST	PF	DQ	STL	TO	BLK	PTS	AVG
Rice	82	82	3295	634	1386	.457	130	300	.433	428	504	.849	89	264	353	182	200	0	77	182	22	1826	22.3
Wesley	81	81	2845	383	864	.443	59	170	.347	229	288	.795	49	164	213	529	229	3	140	226	30	1054	13.0
Mason	81	80	3148	389	764	.509	0	4	.000	261	402	.649	177	649	826	342	182	1	68	146	18	1039	12.8
Geiger	78	42	1839	358	709	.505	1	11	.091	168	236	.712	196	325	521	78	191	1	68	111	87	885	11.3
Divac	64	41	1805	267	536	.498	3	14	.214	130	188	.691	183	335	518	172	179	1	83	114	94	667	10.4
Phillips	62	61	1887	246	552	.446	44	114	.386	106	140	.757	59	157	216	187	181	2	81	108	18	642	10.4
Curry	52	1	971	194	434	.447	61	145	.421	41	52	.788	26	75	101	69	85	2	31	54	4	490	9.4
Maxwell (CHA)	31	0	467	77	180	.428	31	86	.360	25	34	.735	9	35	44	40	51	1	14	28	3	210	6.8
Reid	79	1	1109	146	318	.459	3	8	.375	89	122	.730	72	138	210	51	172	1	35	65	19	384	4.9
Armstrong (CHA)	62	0	772	99	194	.510	9	34	.265	37	43	.860	12	57	69	144	68	0	25	35	0	244	3.9
Williams	39	0	365	56	119	.471	0	1	.000	24	46	.522	53	39	92	20	55	0	18	30	5	136	3.5
Beck	59	14	738	73	159	.459	2	4	.500	43	59	.729	27	63	90	98	100	0	33	70	7	191	3.2
Bogues	2	0	16	2	5	.400	0	0	--	2	2	1.000	0	1	1	4	2	0	2	1	0	6	3.0
Delk	3	0	34	3	4	.750	1	1	1.000	1	2	.500	0	2	2	3	8	0	4	0	8	2.7	
Royal (CHA)	29	5	305	24	63	.381	0	0	--	26	29	.897	16	21	37	16	30	0	6	7	1	74	2.6
Farmer	27	2	169	17	53	.321	2	9	.222	31	39	.795	16	16	32	5	23	0	10	9	4	67	2.5
Gray	1	0	11	0	4	.000	0	3	.000	0	0	--	0	0	0	1	0	0	0	2	0	0	0.0
McDonald	1	0	4	0	0	--	0	0	--	0	0	--	1	0	1	0	1	0	0	2	0	0	0.0
CHARLOTTE	82	--	19780	2968	6344	.468	346	904	.383	1641	2186	.751	985	2341	3326	1941	1757	12	691	1247	312	7923	96.6
OPPONENTS	82	--	19780	2977	6417	.464	369	1063	.347	1436	1964	.731	965	2259	3224	1806	1902	18	582	1240	372	7759	94.6



G	Date	Score	Opp	W/L	Record	Atten.	Streak	Charlotte		Opponent
								High Scorer	High Rebounder	High Scorer
1	10/31	85-97	NYK	L	0-1	24,042	L1	Mason (21)	Mason (12)	Ewing (23)
2	11/1	90-106	@MIN	L	0-2	19,006	L2	Geiger (21)	Mason (11)	Marbury (23)
3	11/3	112-99	@MIA	W	1-2	14,587	W1	Rice (28)	Mason (11)	Masburn (18)
4	11/5	110-103	DAL	W	2-2	24,042	W2	Rice (28)	Mason (9)	Reeves (24)
5	11/7	107-92	@WAS	W	3-2	18,756	W3	Rice (24)	Mason (13)	Webber (24)
6	11/8	89-82	IND	W	4-2	24,042	W4	Rice (30)	Divac (13)	Miller (20)
7	11/14	92-105	@CHI	L	4-3	23,894	L1	Phills (14)	Geiger (9)	Jordan (28)
8	11/15	130-96	LAC	W	5-3	24,042	W1	Rice (36)	Divac (11)	Rogers (24)
9	11/19	106-92	POR	W	6-3	24,042	W2	Rice (27)	Mason (15)	Rider/Sabonis/Wallace (18)
10	11/21	119-102	MIA	W	7-3	24,042	W3	Rice (26)	Mason (11)	Hardaway (23)
11	11/22	95-94	@IND	W	8-3	15,802	W4	Rice (22)	Divac (9)	Miller (23)
12	11/25	90-85	DET	W	9-3	22,617	W5	Rice (21)	Mason (15)	B. Williams (27)
13	11/28	91-97	CLE	L	9-4	24,042	L1	Wesley/Phills (17)	Mason (12)	Person (33)
14	11/29	80-98	@ATL	L	9-5	21,938	L2	Rice (19)	Geiger (8)	Smith (23)
15	12/2	121-102	SAC	W	10-5	21,166	W1	Rice (30)	Divac (8)	Richmond (25)
16	12/4	92-102	@MIL	L	10-6	13,898	L1	Rice (27)	Divac (7)	Brandon (24)
17	12/6	79-90	NYK	L	10-7	19,763	L2	Mason (16)	Mason (14)	Starks (27)
18	12/9	95-82	@TOR	W	11-7	16,325	W1	Phills (20)	Divac (14)	Stoudamire (20)
19	12/10	104-101	WAS	W	12-7	21,155	W2	Rice (29)	Mason (10)	Eackles (24)
20	12/12	79-77	CHI	W	13-7	24,042	W3	Rice (21)	Mason/Rice (7)	Jordan (28)
21	12/13	85-84	@CLE	W	14-7	18,361	W4	Rice (32)	Rice (9)	Kemp (25)
22	12/17	99-90	MIL	W	15-7	20,691	W5	Divac (21)	Divac (12)	Robinson/Allen (24)
23	12/19	86-106	@WAS	L	15-8	19,107	L1	Curry (14)	Divac (9)	Howard (26)
24	12/20	100-109	LAL	L	15-9	24,042	L2	Rice (32)	Divac (18)	Van Exel (24)
25	12/22	81-79	TOR	W	16-9	23,449	W1	Mason (17)	Mason (11)	Stoudamire (21)
26	12/23	96-102	@BOS	L	16-10	17,781	L1	Rice (23)	Divac (11)	Mercer (28)
27	12/26	96-88	CLE	W	17-10	24,042	W1	Rice (26)	Divac (11)	Person (18)
28	12/27	87-96	@ORL	L	17-11	17,248	L1	Rice (29)	Divac (11)	Harper (26)
29	12/29	120-101	@HOU	W	18-11	16,285	W1	Wesley (32)	Mason/Rice (8)	Willis/Drexler (18)
30	1/2	**99-88	MIA	W	19-11	24,042	W2	Rice (42)	Mason (14)	Hardaway (23)
31	1/4	90-106	@SAC	L	19-12	13,275	L1	Wesley (17)	Mason (11)	Richmond (23)
32	1/6	81-102	@SEA	L	19-13	17,072	L2	Divac (25)	Mason (11)	Williams (20)
33	1/7	91-89	@POR	W	20-13	19,189	W1	Rice (25)	Mason (14)	Sabonis (22)
34	1/9	98-90	@VAN	W	21-13	15,251	W2	Rice (26)	Mason (12)	Abdur-Rahim (22)
35	1/11	98-93	@LAL	W	22-13	22,805	W3	Wesley (23)	Phills (12)	O'Neal (32)
36	1/13	68-81	NUN	L	22-14	22,805	L1	Mason (15)	Mason (11)	Williams/Douglas (23)
37	1/15	**94-95	DET	L	22-15	16,716	L2	Mason (19)	Mason (11)	Hill (30)
38	1/16	71-76	SAS	L	22-16	24,042	L3	Geiger (22)	Geiger (13)	Duncan (21)
39	1/19	109-88	TOR	W	23-16	21,934	W1	Rice (38)	Mason/Geiger (8)	Tabak (23)
40	1/21	79-110	@CHI	L	23-17	23,967	L1	Wesley (18)	Geiger (11)	Jordan (33)
41	1/22	93-86	HOU	W	24-17	23,603	W1	Wesley (28)	Geiger (16)	Drexler (20)
42	1/24	94-92	@DAL	W	25-17	14,004	W2	Mason/Rice (29)	Mason (16)	Finley (24)
43	1/27	**120-113	PHX	W	26-17	22,760	W3	Rice (42)	Mason/Geiger (13)	McDyess (30)
44	1/30	97-95	@BOS	W	27-17	18,624	W4	Wesley (28)	Mason (13)	Walker (38)
45	1/31	83-103	ATL	L	27-18	24,042	L1	Rice (19)	Mason (11)	Smith/Blaylock (20)
46	2/3	93-89	BOS	W	28-18	24,042	W1	Geiger (24)	Mason (11)	Walker (31)
47	2/5	108-93	NYK	W	29-18	21,984	W2	Rice (30)	Geiger (14)	Abdur-Rahim (19)
48	2/10	91-99	@VAN	L	29-19	19,763	L1	Maxwell (22)	Mason/Geiger (9)	Houston (21)
49	2/11	90-92	CHI	L	29-20	24,042	L2	Rice (29)	Geiger (11)	Jordan (29)
50	2/13	103-96	PHI	W	30-20	24,042	W1	Rice (40)	Geiger (11)	Iverson (30)
51	2/16	90-96	@UTA	L	30-21	19,911	L1	Rice (30)	Mason (10)	Malone (23)
52	2/18	77-88	@GSW	L	30-22	9,335	L2	Rice (31)	Mason (9)	Marshall/Delk (20)
53	2/20	99-115	@PHX	L	30-23	19,023	L3	Geiger (22)	Mason (9)	Robinson (36)
54	2/21	111-98	@LAC	W	31-23	9,846	W1	Mason (25)	Geiger (13)	Taylor (17)
55	2/23	118-98	@DET	W	32-23	7,323	W2	Rice (31)	Geiger (11)	Ellis (23)
56	2/25	98-88	@DEN	W	33-23	17,477	W3	Rice (33)	Mason (11)	Hill (27)
57	2/28	90-80	ORL	W	34-23	24,042	W4	Mason (24)	Mason (13)	Harper (20)
58	3/2	112-83	GSW	W	35-23	22,247	W5	Geiger (29)	Mason (11)	Jackson (24)
59	3/4	112-102	MIA	W	36-23	22,493	W6	Rice (22)	Geiger (12)	Peeler/Marbury (20)
60	3/6	104-98	SEA	W	37-23	24,042	W7	Rice (29)	Mason (17)	Baker (25)
61	3/8	109-100	@NUN	W	38-23	16,450	W8	Rice (31)	Mason (15)	Kittles (21)
62	3/11	85-78	NYK	W	39-23	23,890	W9	Rice (22)	Divac (12)	Houston (25)
63	3/13	100-82	@ORL	W	40-23	17,248	W10	Rice (24)	Mason (15)	Anderson (20)
64	3/14	80-83	WAS	L	40-24	24,042	L1	Rice (27)	Geiger (11)	Webber (22)
65	3/16	109-87	DEN	W	41-24	22,212	W1	Geiger/Curry (18)	Geiger (14)	Newman (17)
66	3/18	111-85	UTA	W	42-24	23,305	W2	Rice (26)	Mason (8)	Malone (17)
67	3/20	92-82	@SAS	W	43-24	19,752	W3	Phills (21)	Mason/Geiger (9)	Duncan (25)
68	3/24	106-89	@TOR	W	44-24	14,490	W4	Rice (24)	Mason (9)	Camby (20)
69	3/26	94-80	MIL	W	45-24	23,086	W5	Rice (27)	Geiger (15)	Perry/Allen (18)
70	3/27	96-133	@IND	L	45-25	16,611	L1	Wesley (21)	Divac (14)	Smith/Miller (24)
71	3/29	82-97	@CLE	L	45-26	19,764	L2	Geiger (27)	Mason (10)	Kemp (25)
72	3/31	101-93	PHI	W	46-26	23,831	W1	Rice (26)	Mason (15)	Iverson (28)
73	4/3	96-89	IND	W	47-26	24,042	W2	Divac (22)	Mason (13)	Miller (19)
74	4/4	88-101	@MIA	L	47-27	15,200	L1	Divac (18)	Mason (10)	Hardaway (29)
75	4/6	115-125	@NUN	L	47-28	17,362	L2	Rice (19)	Rice (10)	Cassell (35)
76	4/8	101-109	@PHI	L	47-29	19,535	L3	Rice/Wesley (19)	Divac (9)	Iverson (30)
77	4/10	87-99	ATL	L	47-30	24,042	L4	Rice/Geiger (17)	Mason (11)	Smith (23)
78	4/12	88-86	DET	W	48-30	24,042	W1	Mason (29)	Mason (14)	Dumars (20)
79	4/14	104-82	@MIL	W	49-30	14,013	W2	Rice (30)	Mason/Divac (7)	Gilliam/Johnson (16)
80	4/15	109-103	NUN	W	50-30	23,440	W3	Rice (21)	Divac (12)	Cassell (27)
81	4/17	104-121	ATL	L	50-31	15,899	L1	Rice (30)	Mason (6)	Smith (27)
82	4/19	89-76	ORL	W	51-31	24,042	W1	Rice (26)	Mason/Divac (11)	Strong (21)

* Denotes number of overtime periods



1996-97 FINAL ROSTER

FRONT OFFICE

BBALL OPS

PLAYERS

13-14 REVIEW

HISTORY

RECORDS

PLAYOFFS

NBA

MISC.



Record: 54-28		Home: 30-11		Road: 24-17		Overtime: 5-0		Eastern: 34-20		Western: 20-8	
No.	Player	Pos.	Ht.	Wt.	Birthdate	College	Yrs Pro				
7	Rafael Addison	F	6-8	241	7/22/64	Syracuse	5				
1	Tyrone Bogues	G	5-3	141	1/9/65	Wake Forest	9				
30	Dell Curry	G	6-5	205	6/25/64	Virginia Tech	10				
00	Tony Delk	G	6-2	189	1/28/74	Kentucky	R				
12	Vlade Divac	C	7-1	260	2/3/68	Serbia	7				
52	Matt Geiger	F/C	7-1	245	9/10/69	Georgia Tech	4				
14	Anthony Mason	F	6-8	250	12/14/66	Tennessee State	7				
21	Ricky Pierce	G	6-4	215	8/19/59	Rice	14				
41	Glen Rice	F/G	6-8	220	5/28/67	Michigan	7				
31	Malik Rose	F	6-7	250	11/23/74	Drexel	R				
5	Donald Royal	F	6-8	218	5/22/66	Notre Dame	6				
34	Tony Smith	G	6-4	205	6/14/68	Marquette	6				

Head Coach: Dave Cowens (Florida State)

Head Athletic Trainer: Terry Kofler (Xavier)

Assistant Coaches: Lee Rose (Transylvania), T.R. Dunn (Alabama), Mark Osowski (Massachusetts)

Player	G	GS	MIN	FG	FBA	PCT	3FG	FGBA	PCT	FT	FTA	PCT	OFF	DEF	TOT	AST	PF	DQ	STL	TO	BLK	PTS	AVG
Rice	79	78	3362	722	1513	.477	207	440	.470	464	535	.867	67	251	318	160	190	0	72	177	26	2115	26.8
Mason	73	73	3143	433	825	.525	1	3	.333	319	428	.745	186	643	829	414	202	3	76	165	33	1186	16.2
Curry	68	20	2078	384	836	.459	126	296	.426	114	142	.803	40	171	211	118	147	0	60	93	14	1008	14.8
Divac	81	80	2840	418	847	.494	11	47	.234	177	259	.683	241	484	725	301	277	6	103	193	180	1024	12.6
Pierce (CHA)	27	17	650	119	237	.502	30	56	.536	56	63	.889	19	49	68	49	48	0	14	30	4	324	12.0
Geiger	49	13	1044	171	350	.489	6	20	.300	89	127	.701	100	158	258	38	153	1	20	67	27	437	8.9
Bogues	65	65	1880	204	443	.460	60	144	.417	54	64	.844	25	116	141	469	114	0	82	108	2	522	8.0
Goldwire	33	9	576	62	154	.403	36	82	.439	30	40	.750	3	35	38	94	58	1	19	41	1	190	5.8
Delk	61	1	867	119	256	.465	52	112	.464	42	51	.824	31	68	99	99	71	1	36	68	6	332	5.4
Burrell	28	2	482	45	131	.344	19	55	.345	42	53	.792	24	55	79	39	60	0	14	25	11	151	5.4
Smith	69	39	1291	138	337	.409	32	99	.323	38	59	.644	38	56	94	150	110	2	48	73	19	346	5.0
Addison	41	3	355	49	122	.402	8	20	.400	22	28	.786	19	26	45	34	52	0	8	17	3	128	3.1
Rose	54	1	525	61	128	.477	0	2	.000	38	62	.613	70	94	164	32	114	3	28	41	17	160	3.0
Royal (CHA)	25	2	320	21	40	.525	0	0	--	28	35	.800	18	40	58	10	42	0	12	22	2	70	2.8
Zidek	36	3	288	33	85	.388	0	2	.000	25	32	.781	25	38	63	9	44	0	4	23	3	91	2.5
Feick	3	0	10	2	4	.500	1	1	1.000	0	2	.000	1	2	3	0	3	0	0	0	1	5	1.7
Chambers	12	5	83	7	31	.226	2	3	.667	3	4	.750	3	11	14	4	14	0	1	9	0	19	1.6
Leckner	1	0	11	0	3	.000	0	0	--	0	0	--	0	1	1	1	3	0	0	0	0	0	0.0
CHARLOTTE	82	--	19805	2988	6342	.471	591	1382	.428	1541	1984	.777	910	2298	3208	2021	1702	17	597	1203	349	8108	98.9
OPPONENTS	82	--	19805	3056	6650	.460	487	1364	.357	1356	1857	.730	1077	2256	3333	1783	1781	20	532	1143	335	7955	97.0



G	Date	Score	Opp	W/L	Record	Atten.	Streak	Charlotte		Charlotte		Opponent
								High Scorer	High Rebounder	High Scorer	High Rebounder	
1	11/2	109-98	TOR	W	1-0	24,042	W1	Curry (38)	Mason (15)	Mason (15)	Stoudamire (19)	
2	11/3	86-113	@NYK	L	1-1	19,763	L1	Goldwire (17)	Rose (11)	Rose (11)	Starks (17)	
3	11/6	88-78	LAL	W	2-1	24,042	W1	Geiger (22)	Geiger (10)	Geiger (10)	O'Neal (22)	
4	11/8	102-87	@WAS	W	3-1	18,756	W2	Smith (20)	Mason (10)	Mason (10)	Webber (19)	
5	11/9	98-100	MIL	L	3-2	24,042	L1	Curry (23)	Mason (12)	Mason (12)	Baker (28)	
6	11/12	97-105	@MIA	L	3-3	14,393	L2	Rice (26)	Divac (13)	Divac (13)	Hardaway (22)	
7	11/14	89-96	@ORL	L	3-4	17,248	L3	Geiger (9)	Geiger (9)	Geiger (9)	Anderson (17)	
8	11/15	87-110	CHI	L	3-5	24,042	L4	Rice (21)	Rose (8)	Rose (8)	Jordan (38)	
9	11/20	93-86	NYK	W	4-5	24,042	W1	Divac (23)	Divac (13)	Divac (13)	Ewing (18)	
10	11/21	90-87	@IND	W	5-5	13,853	W2	Curry (25)	Divac (15)	Divac (15)	Ferrell (16)	
11	11/23	93-85	DET	W	6-5	24,042	W3	Curry (19)	Mason (11)	Mason (11)	Dumars (21)	
12	11/26	97-89	SEA	W	7-5	24,042	W4	Rice (24)	Divac (13)	Divac (13)	Kemp (23)	
13	11/27	88-92	@TOR	L	7-6	15,710	L1	Rice (29)	Divac (12)	Divac (12)	Williams (23)	
14	11/30	94-87	@MIL	W	8-6	16,327	W1	Rice (23)	Divac (14)	Divac (14)	Robinson (27)	
15	12/2	97-107	@UTA	L	8-7	19,410	L1	Curry (25)	Divac (10)	Divac (10)	Stockton (22)	
16	12/3	89-96	@LAC	L	8-8	5,755	L2	Rice (23)	Divac (12)	Divac (12)	Dehere (25)	
17	12/6	93-97	@POR	L	8-9	20,034	L3	Divac (29)	Mason (17)	Mason (17)	Sabonis (22)	
18	12/7	94-92	@SEA	W	9-9	17,072	W1	Rice (22)	Mason (10)	Mason (10)	Kemp (28)	
19	12/9	107-91	@VAN	W	10-9	15,780	W2	Rice (30)	Mason (12)	Mason (12)	Peeler (23)	
20	12/11	101-97	PHI	W	11-9	24,042	W3	Mason (25)	Mason (21)	Mason (21)	D. Ellis (24)	
21	12/13	84-75	BKN	W	12-9	24,042	W4	Rice (24)	Mason (13)	Mason (13)	Coleman (20)	
22	12/14	82-87	@CHI	L	12-10	23,771	L1	Rice (25)	Mason (15)	Mason (15)	Jordan (29)	
23	12/17	93-84	@PHI	W	13-10	12,720	W1	Bogues (24)	Mason (11)	Mason (11)	Coleman (27)	
24	12/19	72-93	CHI	L	13-11	24,042	L1	Rice (23)	Mason/Geiger (8)	Mason/Geiger (8)	Jordan (35)	
25	12/21	98-93	ATL	W	14-11	24,042	W1	Curry (19)	Mason (12)	Mason (12)	Laettner (24)	
26	12/22	102-98	@BOS	W	15-11	15,454	W2	Rice (25)	Mason (13)	Mason (13)	Wesley (34)	
27	12/27	86-101	MIA	L	15-12	24,042	L1	Curry (23)	Mason (13)	Mason (13)	Hardaway (26)	
28	12/28	75-97	@DET	L	15-13	21,454	L2	Mason/Rice (17)	Divac (7)	Divac (7)	Hill (29)	
29	12/30	101-92	@WAS	W	16-13	17,313	W1	Rice (38)	Divac (14)	Divac (14)	Howard (23)	
30	1/2	107-97	DAL	W	17-13	24,042	W2	Rice (37)	Divac (15)	Divac (15)	Jackson/Gatling (22)	
31	1/4	93-104	WAS	L	17-14	24,042	L1	Rice (27)	Rice (8)	Rice (8)	Strickland (28)	
32	1/6	109-101	@GSW	W	18-14	12,314	W1	Rice (39)	Mason (18)	Mason (18)	Sprewell (26)	
33	1/8	97-101	@DAL	L	18-15	16,980	L1	Rice (27)	Mason (13)	Mason (13)	O'Neal (23)	
34	1/10	90-102	@PHX	L	18-16	19,023	L2	Rice (25)	Mason (18)	Mason (18)	Parson (27)	
35	1/12	97-93	@SAC	W	19-16	17,317	W1	Rice (26)	Divac (15)	Divac (15)	Abdul-Rauf (22)	
36	1/13	102-100	@DEN	W	20-16	7,573	W2	Rice (25)	Divac (16)	Divac (16)	L. Ellis (23)	
37	1/15	116-104	NUN	W	21-16	24,042	W3	Rice (35)	Mason (17)	Mason (17)	Gill (30)	
38	1/18	102-92	@IND	W	22-16	15,119	W4	Rice (33)	Mason (17)	Mason (17)	Gill/Williams (24)	
39	1/20	97-106	@ATL	L	22-17	16,378	L1	Rice (33)	Divac (15)	Divac (15)	Smith (31)	
40	1/21	114-108	HOU	W	23-17	24,042	W1	Rice (42)	Mason (9)	Mason (9)	Drexler (39)	
41	1/24	*113-104	NYK	W	24-17	24,042	W2	Rice (34)	Mason (18)	Mason (18)	Ewing (26)	
42	1/25	73-106	@CLE	L	24-18	18,547	L1	Rice (18)	Mason (10)	Mason (10)	Brandon (21)	
43	1/28	98-97	@IND	W	25-18	14,484	W1	Rice (30)	Divac (11)	Divac (11)	Miller (26)	
44	1/29	95-106	IND	L	25-19	24,042	L1	Rice (34)	Divac (9)	Divac (9)	Miller (40)	
45	1/31	102-95	MIL	W	26-19	24,042	W1	Rice (43)	Divac (12)	Divac (12)	Allen (22)	
46	2/2	99-93	@NYK	W	27-19	19,763	W2	Rice (40)	Mason (11)	Mason (11)	Starks (26)	
47	2/4	115-101	MIN	W	28-19	24,042	W3	Curry (30)	Mason (15)	Mason (15)	Gugliotta (35)	
48	2/6	115-100	SAC	W	29-19	24,042	W4	Mason (22)	Divac (10)	Divac (10)	Richmond (37)	
49	2/11	100-103	@CHI	L	29-20	23,884	L1	Rice (32)	Mason/Divac (7)	Mason/Divac (7)	Jordan (43)	
50	2/12	113-100	NUN	W	30-20	24,042	W1	Rice (27)	Mason (18)	Mason (18)	Gill (26)	
51	2/14	103-109	DET	L	30-21	24,042	L1	Divac (23)	Mason (13)	Mason (13)	Hill (29)	
52	2/17	124-110	ORL	W	31-21	24,042	W1	Rice (40)	Mason (12)	Mason (12)	Anderson (28)	
53	2/19	123-115	PHX	W	32-21	24,042	W2	Rice (36)	Divac (11)	Divac (11)	Johnson (25)	
54	2/21	114-96	LAC	W	33-21	24,042	W3	Rice (29)	Mason (14)	Mason (14)	Wright (16)	
55	2/22	93-92	@ATL	W	34-21	16,378	W4	Mason (25)	Mason (12)	Mason (12)	Laettner (24)	
56	2/24	96-84	@SAS	W	35-21	13,092	W5	Rice (33)	Mason (16)	Mason (16)	Del Negro (24)	
57	2/25	84-86	@DAL	L	35-22	13,339	L1	Rice (29)	Mason (22)	Mason (22)	Finley (18)	
58	2/27	106-95	@HOU	W	36-22	16,285	W1	Rice (24)	Divac/Geiger/Mason/Rice (5)	Divac/Geiger/Mason/Rice (5)	Elie (23)	
59	3/2	108-96	@MIN	W	37-22	19,006	W2	Rice (39)	Mason (14)	Mason (14)	Garnett (19)	
60	3/4	105-98	SAS	W	38-22	24,042	W3	Rice (24)	Mason (13)	Mason (13)	Herrera (21)	
61	3/6	*122-121	BOS	W	39-22	24,042	W4	Rice (48)	Divac (18)	Divac (18)	Williams (25)	
62	3/9	82-76	MIA	W	40-22	24,042	W5	Rice (21)	Mason (14)	Mason (14)	Hardaway (31)	
63	3/11	98-92	VAN	W	41-22	24,042	W6	Rice (24)	Mason (13)	Mason (13)	Abdur-Rahim (24)	
64	3/14	81-86	@ORL	L	41-23	17,248	L1	Rice (39)	Mason (17)	Mason (17)	Hardaway (27)	
65	3/15	107-99	@PHI	W	42-23	16,897	W1	Rice (27)	Mason (14)	Mason (14)	Iverson (31)	
66	3/17	93-114	UTA	L	42-24	24,042	L1	Rice (29)	Divac (10)	Divac (10)	Malone (37)	
67	3/19	90-72	CLE	W	43-24	24,042	W1	Rice (22)	Mason (14)	Mason (14)	Ferry/Phills (13)	
68	3/21	102-97	@TOR	W	44-24	16,993	W2	Rice (27)	Mason/Divac (10)	Mason/Divac (10)	Stoudamire (29)	
69	3/22	*100-93	GSW	W	45-24	24,042	W3	Rice (24)	Divac (12)	Divac (12)	Smith (31)	
70	3/26	87-88	POR	L	45-25	24,042	L1	Rice (33)	Divac (9)	Divac (9)	C. Robinson (25)	
71	3/28	115-116	IND	L	45-26	24,042	L2	Geiger (25)	Divac/Curry (6)	Divac/Curry (6)	Miller (39)	
72	4/2	95-84	ATL	W	46-26	24,042	W1	Rice (38)	Geiger (8)	Geiger (8)	Smith (25)	
73	4/3	93-87	@NUN	W	47-26	17,593	W2	Rice (24)	Divac (11)	Divac (11)	Gill (26)	
74	4/5	115-113	PHI	W	48-26	24,042	W3	Rice (41)	Divac/Geiger (13)	Divac/Geiger (13)	Stackhouse (39)	
75	4/7	*110-105	CLE	W	49-26	15,985	W4	Rice (42)	Geiger/Rose (7)	Geiger/Rose (7)	Ferry (23)	
76	4/9	136-111	BOS	W	50-26	24,042	W5	Rice (29)	Mason (15)	Mason (15)	Walker (22)	
77	4/11	93-85	@DET	W	51-26	21,454	W6	Mason (23)	Deliv/Geiger/Mason (11)	Deliv/Geiger/Mason (11)	Dumars (21)	
78	4/12	99-97	WAS	W	52-26	24,042	W7	Divac (21)	Mason (9)	Mason (9)	Webber (25)	
79	4/14	94-82	CLE	W	53-26	24,042	W8	Rice (25)	Geiger (8)	Geiger (8)	Brandon/Sura (20)	
80	4/16	108-102	@BOS	W	54-26	15,930	W9	Rice (25)	Divac (14)	Divac (14)	Wesley (25)	
81	4/18	100-108	TOR	L	54-27	24,042	L1	Rice (38)	Divac (13)	Divac (13)	Stoudamire (28)	
82	4/20	100-120	@MIL	L	54-28	14,886	L2	Rice (21)	Mason (11)	Mason (11)	Baker (31)	

* Denotes number of overtime periods



1995-96 FINAL ROSTER

FRONT OFFICE

BBALL OPS

PLAYERS

13-14 REVIEW

HISTORY

RECORDS

PLAYOFFS

NBA

MISC.



Record: 41-41 **Home:** 25-16 **Road:** 16-25 **Overtime:** 2-5 **Eastern:** 26-28 **Western:** 15-13

No.	Player	Pos.	Ht.	Wt.	Birthdate	College	Yrs Pro
23	Michael Adams	G	5-10	165	1/19/63	Boston College	10
7	Rafael Addison	F	6-8	241	7/22/64	Syracuse	4
12	Kenny Anderson	G	6-1	168	10/9/70	Georgia Tech	4
1	Tyrone Bogues	G	5-3	141	1/9/65	Wake Forest	8
24	Scott Burrell	G/F	6-7	226	1/12/71	Connecticut	2
30	Dell Curry	G	6-5	200	6/25/64	Virginia Tech	9
52	Matt Geiger	C	7-0	245	9/10/69	Georgia Tech	3
5	Anthony Goldwire	G	6-2	182	9/6/71	Houston	R
4	Darrin Hancock	G/F	6-7	212	11/3/71	Kansas	1
2	Larry Johnson	F	6-7	253	3/14/69	UNLV	4
20	Pete Myers	G/F	6-6	180	9/15/63	Arkansas-Little Rock	7
00	Robert Parish	C	7-1	246	8/30/53	Centenary	19
41	Glen Rice	G/F	6-8	214	5/28/67	Michigan	6
25	George Zidek	C	7-0	266	8/2/73	UCLA	R

Head Coach: Allan Bristow (Virginia Tech)

Athletic Trainer: Terry Koffler (Xavier)

Assistant Coaches: Bill Hanzlik (Notre Dame), T.R. Dunn (Alabama), John Bach (Fordham)

Player	G	GS	MIN	FG	FBA	PCT	3FG	FGBA	PCT	FT	FTA	PCT	OFF	DEF	TOT	AST	PF	DQ	STL	TO	BLK	PTS	AVG
Rice	79	79	3142	610	1296	.471	171	403	.424	319	381	.837	86	292	378	232	217	1	91	163	19	1710	21.6
Johnson	81	81	3274	583	1225	.476	67	183	.366	427	564	.757	249	434	683	355	173	0	55	182	43	1660	20.5
Anderson (CHA)	38	36	1302	206	454	.454	56	157	.357	109	150	.727	26	76	102	328	105	1	59	88	6	577	15.2
Curry	82	29	2371	441	974	.453	164	406	.404	146	171	.854	68	196	264	176	173	2	108	130	25	1192	14.5
Burrell	20	20	693	92	206	.447	37	98	.378	42	56	.750	26	72	98	47	76	2	27	43	13	263	13.2
Gill	36	36	1265	179	372	.481	17	54	.315	89	117	.761	56	133	189	225	101	2	42	110	22	464	12.9
Geiger	77	50	2349	357	666	.536	3	8	.375	149	205	.727	201	448	649	60	290	11	46	137	63	866	11.2
Reeves	20	5	418	54	118	.458	11	36	.306	43	51	.843	11	29	40	72	46	0	16	30	1	162	8.1
Goldwire	42	8	621	76	189	.402	33	83	.398	46	60	.767	8	35	43	112	79	0	16	63	0	231	5.5
Adams	21	3	329	37	83	.446	14	41	.341	26	35	.743	5	17	22	67	25	0	21	25	4	114	5.4
Hancock	63	7	838	112	214	.523	1	3	.333	47	73	.644	40	58	98	47	94	2	28	56	5	272	4.3
Zidek	71	21	888	105	248	.423	0	0	--	71	93	.763	69	114	183	16	170	2	9	38	7	281	4.0
Parish	74	34	1086	120	241	.498	0	0	--	50	71	.704	89	214	303	29	80	0	21	50	54	290	3.9
Sutton	18	0	190	20	50	.400	7	21	.333	15	19	.789	4	11	15	39	36	0	8	17	0	62	3.4
Addison	53	0	516	77	165	.467	0	9	.000	17	22	.773	25	65	90	30	74	0	9	27	9	171	3.2
Myers (CHA)	32	1	453	29	87	.333	3	16	.188	31	46	.674	14	53	67	48	57	0	20	25	6	92	2.9
Bogues	6	0	77	6	16	.375	0	1	.000	2	2	1.000	6	1	7	19	4	0	2	6	0	14	2.3
Glass (CHA)	5	0	15	2	5	.400	0	1	.000	1	1	1.000	1	1	2	0	5	0	1	0	0	5	1.0
Beck	5	0	33	2	8	.250	0	0	--	1	2	.500	3	4	7	5	8	0	1	4	0	5	1.0
Hodge (CHA)	2	0	2	0	0	--	0	0	--	0	0	--	0	1	1	0	0	0	0	0	0	0	0.0
Wolf	1	0	18	0	1	.000	0	0	--	0	0	--	0	2	2	0	2	0	2	2	0	0	0.0
CHARLOTTE	82	--	19880	3108	6618	.470	584	1520	.384	1631	2119	.770	987	2256	3243	1907	1815	23	582	1241	277	8431	102.8
OPPONENTS	82	--	19880	3254	6651	.489	530	1340	.396	1440	1957	.736	953	2358	3311	2049	1829	14	536	1215	368	8478	103.4




G	Date	Score	Opp	W/L	Record	Atten.	Streak	Charlotte		Opponent
								High Scorer	High Rebounder	High Scorer
1	11/3	91-105	@CHI	L	0-1	23,862	L1	Johnson (19)	Parish (11)	Jordan (42)
2	11/4	119-108	PHI	W	1-1	24,042	W1	Johnson/Curry (22)	Gill (7)	Maxwell (25)
3	11/7	108-96	DET	W	2-1	24,042	W2	Curry (25)	Gill (7)	Thorpe (24)
4	11/8	96-110	@WAS	L	2-2	12,911	L1	Rice (38)	Zidek (7)	Muresan (31)
5	11/10	90-104	@PHI	L	2-3	14,082	L2	Johnson (32)	Johnson (13)	Bradley (23)
6	11/11	*123-117	TOR	W	3-3	24,042	W1	Johnson (34)	Rice (10)	Anderson (24)
7	11/14	104-111	@ATL	L	3-4	9,998	L1	Geiger (9)	Johnson (11)	Augmon (20)
8	11/15	79-90	@MIN	L	3-5	13,357	L2	Johnson/Rice/Curry (15)	Geiger (8)	Edwards (21)
9	11/17	96-98	SEA	L	3-6	24,042	L3	Curry (20)	Johnson (13)	Payton (19)
10	11/18	107-109	@SAS	L	3-7	15,750	L4	Johnson (28)	Gill (10)	Robinson (27)
11	11/22	124-129	BOS	L	3-8	24,042	L5	Johnson (44)	Johnson (7)	Wesley (37)
12	11/24	116-104	VAN	W	4-8	24,042	W1	Johnson/Rice (20)	Johnson (8)	Moten (13)
13	11/26	111-109	@BOS	W	5-8	17,215	W2	Johnson (23)	Johnson (11)	Radja (25)
14	11/28	106-98	@MIL	W	6-8	13,685	W3	Reeves (19)	Geiger (10)	Robinson (28)
15	11/29	115-105	NYK	W	7-8	24,042	W4	Johnson/Rice (25)	Geiger (7)	Starks (27)
16	12/1	*101-108	@MIA	L	7-9	15,200	L1	Johnson (32)	Geiger (11)	Coles (26)
17	12/2	98-113	@HOU	L	7-10	16,285	L2	Johnson (23)	Johnson (12)	Drexler (41)
18	12/6	94-82	CLE	W	8-10	24,042	W1	Rice (25)	Johnson (11)	Brandon (22)
19	12/8	95-105	@ORL	L	8-11	17,248	L1	Rice (31)	Johnson/Geiger (8)	Hardaway (28)
20	12/9	114-108	MIN	W	9-11	24,042	W1	Johnson (35)	Johnson (11)	Laettner (20)
21	12/11	100-110	@UTA	L	9-12	19,775	L1	Rice (19)	Geiger (9)	Malone (24)
22	12/12	115-100	@PHX	W	10-12	19,023	W1	Rice (33)	Johnson (12)	Barkley (22)
23	12/14	109-116	@POR	L	10-13	20,374	L1	Rice (33)	Geiger (10)	Robinson (28)
24	12/16	109-99	@LAC	W	11-13	9,158	W1	Rice (31)	Johnson (15)	Dehere (28)
25	12/19	99-102	@GSW	L	11-14	15,025	L1	Johnson (23)	Gill (10)	Seikaly (24)
26	12/21	107-97	BOS	W	12-14	24,042	W1	Rice (31)	Johnson (13)	Radja (22)
27	12/23	87-75	MIA	W	13-14	24,042	W2	Johnson (22)	Burrell (8)	Willis (22)
28	12/27	107-116	LAC	L	13-15	24,042	L1	Rice (29)	Johnson (11)	Williams (25)
29	12/29	102-99	POR	W	14-15	24,042	W1	Burrell (20)	Gill/Geiger (9)	C.Robinson (26)
30	12/30	*100-102	@DET	L	14-16	17,346	L1	Johnson (38)	Johnson (10)	Hill (28)
31	1/4	93-117	CHI	L	14-17	24,042	L2	Rice (26)	Parish/Addison (6)	Jordan (27)
32	1/6	96-90	CLE	W	15-17	24,042	W1	Curry/Rice (21)	Geiger (21)	Blaylock (22)
33	1/9	92-81	@TOR	W	16-17	20,326	W2	Curry (27)	Geiger (12)	Murray (25)
34	1/11	93-95	DET	L	16-18	24,042	L1	Johnson (21)	Geiger (10)	Houston (26)
35	1/13	103-83	@DAL	W	17-18	17,502	W1	Johnson (20)	Geiger (17)	McCloud (18)
36	1/17	93-97	NUN	L	17-19	24,042	L1	Rice/Curry (23)	Geiger (15)	Gilliam (24)
37	1/19	114-106	@MIA	W	18-19	14,893	W1	Johnson (29)	Johnson (9)	Mourning (32)
38	1/20	102-110	GSW	L	18-20	24,042	L1	Rice (25)	Geiger (10)	Smith (21)
39	1/24	127-113	WAS	W	19-20	24,042	W1	Rice (28)	Geiger (11)	Howard (21)
40	1/26	107-115	@NUN	L	19-21	18,149	L1	Rice (34)	Geiger (8)	Gill (30)
41	1/27	110-105	PHI	W	20-21	24,042	W1	Curry (24)	Geiger (21)	Ruffin (21)
42	1/29	88-86	CLE	W	21-21	24,042	W2	Johnson (20)	Johnson (17)	Brandon (22)
43	2/1	111-116	HOU	L	21-22	24,042	L1	Geiger/Anderson (24)	Geiger (11)	Olajuwon (32)
44	2/4	104-106	@ATL	L	21-23	12,480	L2	Johnson (27)	Johnson (8)	Smith (30)
45	2/6	102-109	SAS	L	21-24	24,042	L3	Johnson (21)	Geiger (10)	Elliot/Robinson (23)
46	2/8	115-105	SAC	W	22-24	24,042	W1	Rice (33)	Johnson (11)	Richmond (29)
47	2/13	100-110	@CLE	L	22-25	17,771	L1	Curry (25)	Curry/Johnson (5)	Ferry (31)
48	2/14	120-100	NYK	W	23-25	24,042	W1	Rice (29)	Parish (12)	Ewing (26)
49	2/16	107-100	DEN	W	24-25	24,042	W2	Geiger (28)	Johnson (13)	D. Ellis (18)
50	2/18	122-99	MIL	W	25-25	24,042	W3	Rice (32)	Geiger (15)	Benjamin (21)
51	2/21	96-92	WAS	W	26-25	24,042	W4	Johnson (32)	Johnson (16)	Muresan (20)
52	2/23	100-84	@WAS	W	27-25	18,756	W5	Anderson (22)	Rice (10)	Howard/Wallace (18)
53	2/24	90-104	IND	L	27-26	24,042	L1	Curry/Rice (18)	Johnson (13)	Smits (22)
54	2/27	88-84	@MIL	W	28-26	13,298	W1	Rice (23)	Johnson (11)	Newman (27)
55	2/28	*116-121	@BOS	L	28-27	18,005	L1	Johnson (26)	Johnson/Geiger/Parish (9)	Wesley (33)
56	3/1	101-105	@MIN	L	28-28	18,522	L2	Rice (28)	Johnson (11)	Gugliotta (18)
57	3/3	100-103	@IND	L	28-29	16,716	L3	Johnson (24)	Geiger (10)	Miller (31)
58	3/5	97-123	ORL	L	28-30	24,042	L4	Johnson (27)	Geiger (6)	Anderson (28)
59	3/7	119-105	DAL	W	29-30	24,042	W1	Johnson/Curry (21)	Geiger (15)	Dumas (28)
60	3/8	*112-117	@ORL	L	29-31	17,248	L1	Johnson (35)	Parish (10)	O'Neal (36)
61	3/13	91-85	UTA	W	30-31	24,042	W1	Johnson (22)	Geiger (12)	Malone (20)
62	3/15	113-101	TOR	W	31-31	24,042	W2	Johnson/Rice (27)	Geiger (13)	Wright/Miller/Stoudamire (20)
63	3/17	103-102	PHX	W	32-31	24,042	W3	Rice (26)	Johnson/Geiger (8)	Johnson (30)
64	3/19	102-94	IND	W	33-31	24,042	W4	Rice (23)	Geiger (11)	Smits (24)
65	3/20	89-107	@TOR	L	33-32	22,033	L1	Johnson (19)	Myers (10)	Stoudamire/Rogers (24)
66	3/22	92-117	ATL	L	33-33	24,042	L2	Johnson (20)	Johnson (8)	Smith (27)
67	3/24	103-94	@LAL	W	34-33	17,505	W1	Johnson (24)	Johnson (13)	Johnson (28)
68	3/26	**119-112	@DEN	W	35-33	16,026	W2	Rice (28)	Parish (17)	McDyess (23)
69	3/27	95-132	@SEA	L	35-34	17,072	L1	Johnson (17)	Johnson (8)	Kemp (21)
70	3/29	*101-107	@SAC	L	35-35	17,317	L2	Anderson (24)	Parish (13)	Marciulionis (25)
71	3/31	121-88	@VAN	W	36-35	18,147	W1	Geiger (20)	Geiger (10)	Reeves (17)
72	4/2	102-97	LAL	W	37-35	24,042	W2	Rice (27)	Parish (14)	Ceballos (35)
73	4/3	83-98	@DET	L	37-36	17,459	L1	Rice (20)	Geiger (13)	Thorpe (27)
74	4/5	92-126	CHI	L	37-37	24,042	L2	Johnson/Hancock (14)	Johnson/Parish (5)	Pippen (28)
75	4/6	93-89	@CLE	W	38-37	20,562	W1	Johnson/Anderson (20)	Parish (9)	Majerle (21)
76	4/8	98-97	@CHI	W	39-37	23,590	W2	Anderson (20)	Parish (11)	Jordan (40)
77	4/10	95-116	MIA	L	39-38	24,042	L1	Curry (22)	Geiger (11)	Hardaway (29)
78	4/14	94-78	@PHI	W	40-38	10,079	W1	Rice (19)	Curry (11)	Weatherspoon (20)
79	4/15	87-90	@IND	L	40-39	16,538	L1	Rice (31)	Geiger (9)	McKey (18)
80	4/18	103-111	MIL	L	40-40	24,042	L2	Rice (29)	Geiger (9)	Robinson (23)
81	4/19	115-108	@NYK	W	41-40	19,763	W1	Johnson (28)	Johnson (18)	Ewing (28)
82	4/21	100-103	ORL	L	41-41	24,042	L1	Johnson (22)	Johnson (9)	Anderson (23)

* Denotes number of overtime periods



1994-95 FINAL ROSTER



Record: 50-32 **Home:** 29-12 **Road:** 21-20 **Overtime:** 1-4 **Eastern:** 36-20 **Western:** 14-12

No.	Player	Pos.	Ht.	Wt.	Birthdate	College	Yrs Pro
23	Michael Adams	G	5-10	165	1/19/63	Boston College	9
25	Tony Bennett	G	6-0	186	6/1/69	Wisconsin-Green Bay	2
1	Tyrone Bogues	G	5-3	144	1/9/65	Wake Forest	7
24	Scott Burrell	G/F	6-7	226	1/12/71	Connecticut	1
30	Dell Curry	F	6-5	210	6/25/64	Virginia Tech	8
44	Kenny Gattison	F	6-8	255	5/23/64	Old Dominion	8
4	Darrin Hancock	F	6-7	208	11/3/71	Kansas	R
3	Hersey Hawkins	G	6-3	204	9/29/66	Bradley	6
2	Larry Johnson	F	6-7	263	3/14/69	UNLV	3
33	Alonzo Mourning	C	6-10	262	2/8/70	Georgetown	2
00	Robert Parish	C	7-1	244	8/30/53	Centenary	18
12	Greg Sutton	G	6-2	170	12/3/67	Oral Roberts	1
11	David Wingate	G/F	6-5	196	12/15/63	Georgetown	8
46	Joe Wolf	F/C	6-11	230	12/17/64	North Carolina	6

Head Coach: Allan Bristow (Virginia Tech)

Athletic Trainer: Terry Kofler (Xavier)

Assistant Coaches: Bill Hanzlik (Notre Dame), T.R. Dunn (Alabama), John Bach (Fordham)

Player	G	GS	MIN	FG	FGA	PCT	3FG	FGA	PCT	FT	FTA	PCT	OFF	DEF	TOT	AST	PF	DQ	STL	TO	BLK	PTS	AVG
Mourning	77	77	2941	571	1101	.519	11	34	.324	490	644	.761	200	561	761	111	275	5	49	241	225	1643	21.3
Johnson	81	81	3234	585	1219	.480	81	210	.386	274	354	.774	190	395	585	369	174	2	78	207	28	1525	18.8
Hawkins	82	82	2731	390	809	.482	131	298	.440	261	301	.867	60	254	314	262	178	1	122	150	18	1172	14.3
Curry	69	0	1718	343	778	.441	154	361	.427	95	111	.856	41	127	168	113	144	1	55	98	18	935	13.6
Burrell	65	62	2014	277	593	.467	96	235	.409	100	144	.694	96	272	368	161	187	1	75	85	40	750	11.5
Bogues	78	78	2629	348	730	.477	6	30	.200	160	180	.889	51	206	257	675	151	0	103	132	0	862	11.1
Adams	29	0	443	67	148	.453	29	81	.358	25	30	.833	6	23	29	95	41	0	23	26	1	188	6.5
Gattison	21	0	409	47	100	.470	0	1	.000	31	51	.608	21	54	75	17	64	1	7	22	15	125	6
Sutton	53	4	690	94	230	.409	43	115	.374	32	45	.711	8	48	56	91	114	0	33	51	2	263	5
Parish	81	4	1352	159	372	.427	0	0	--	71	101	.703	93	257	350	44	132	0	27	66	36	389	4.8
Bennett	3	0	46	6	13	.462	2	9	.222	0	0	--	0	2	2	4	6	0	0	3	0	14	4.7
Hancock	46	7	424	68	121	.562	1	3	.333	16	39	.410	14	39	53	30	48	0	19	30	4	153	3.3
Wingate	52	9	515	50	122	.410	4	22	.182	18	24	.750	11	49	60	56	60	0	19	27	6	122	2.3
Wolf	63	6	583	38	81	.469	2	6	.333	12	16	.750	34	95	129	37	101	0	9	22	6	90	1.4
Tolbert	10	0	57	6	18	.333	0	4	.000	2	2	1.000	7	10	17	2	9	0	0	3	0	14	1.4
Blackwell	4	0	19	2	3	.667	0	0	--	0	0	--	0	3	3	5	1	0	1	2	0	4	1
CHARLOTTE	82	--	19805	3051	6438	.474	560	1409	.397	1587	2042	.777	832	2395	3227	2072	1685	11	620	1224	399	8249	100.6
OPPONENTS	82	--	19805	3088	6807	.454	429	1289	.333	1375	1859	.740	1102	2365	3467	1898	1859	20	535	1216	368	7980	97.3



G	Date	Score	Opp	W/L	Record	Atten.	Streak	Charlotte High Scorer	Charlotte High Rebounder	Opponent High Scorer
1	11/4	83-89	@CHI	L	0-1	22,313	L1	Johnson (17)	Johnson (8)	Pippen (22)
2	11/5	107-115	CLE	L	0-2	23,698	L1	Burrell (21)	Johnson (10)	Price (27)
3	11/9	*128-130	ORL	L	0-3	23,698	L3	Mourning (26)	Johnson (11)	O'Neal (46)
4	11/11	123-115	@MIL	W	1-3	16,236	W1	Curry (30)	Johnson (16)	Day (21)
5	11/12	113-100	DET	W	2-3	23,698	W2	Mourning (28)	Mourning (8)	Hill (25)
6	11/15	*86-89	@CLE	L	2-4	19,959	L1	Mourning (23)	Mourning (9)	Hill (22)
7	11/17	99-83	LAC	W	3-4	23,698	W1	Johnson (19)	Johnson (10)	Spencer (12)
8	11/19	89-102	IND	L	3-5	23,698	L1	Mourning (19)	Johnson (12)	McKey (19)
9	11/22	102-98	GSW	W	4-5	23,698	W1	Mourning (21)	Mourning (12)	Sprewell (30)
10	11/23	91098	@BOS	L	4-6	14,890	L1	Mourning (36)	Mourning (12)	Brown (24)
11	11/26	105-95	@NYK	W	5-6	19,763	W1	Mourning (27)	Mourning (18)	Ewing (22)
12	11/29	90-85	@ATL	W	6-6	9,183	W2	Hawkins (22)	Johnson (10)	Long (21)
13	11/30	105-87	MIA	W	7-6	23,698	W3	Johnson (23)	Johnson (10)	Willis/Miner (14)
14	12/3	88-99	@DEN	L	7-7	17,171	L1	Curry (19)	Mourning (11)	Rogers/Stith (17)
15	12/5	115-83	@LAC	W	8-7	7,492	W1	Johnson (18)	Mourning (11)	Murray (14)
16	12/6	106-97	@UTA	W	9-7	19,784	W2	Johnson (28)	Parish (8)	Malone (31)
17	12/8	95-101	@HOU	L	9-8	12,792	L1	Burrell (21)	Mourning (13)	Smith (25)
18	12/10	86-99	@DAL	L	9-9	17,502	L2	Mourning (20)	Mourning (11)	Masburn (31)
19	12/13	107-101	MIL	W	10-9	23,698	W1	Hawkins (23)	Parish (8)	Robinson (24)
20	12/14	106-93	@DET	W	11-9	15,528	W2	Hawkins/Bogues (18)	Mourning (13)	Hill (21)
21	12/16	91-93	@IND	L	11-10	16,497	L1	Johnson (22)	Mourning/Parish (8)	Miller (22)
22	12/17	111-92	IND	W	12-10	23,698	W1	Hawkins (28)	Hawkins (8)	Abdul-Rauf (15)
23	12/20	99-95	IND	W	13-10	23,698	W2	Hawkins/Mourning (22)	Mourning (12)	Miller/Smiths (18)
24	12/22	103-91	@PHI	W	14-10	23,698	W3	Mourning (26)	Hawkins (11)	Weatherspoon (35)
25	12/23	93-116	@MIA	L	14-11	14,698	L1	Burrell (19)	Mourning (10)	Rice (37)
26	12/27	108-119	@SAS	L	14-12	23,026	L2	Johnson (29)	Johnson (12)	Robinson (30)
27	12/29	125-113	ORL	W	15-12	23,698	W1	Curry (28)	Johnson (7)	O'Neal (30)
28	12/30	101-94	@MIL	W	16-12	18,026	W2	Johnson/Burrell (25)	Wolf (10)	Day (21)
29	1/4	118-106	POR	W	17-12	23,698	W3	Mourning (28)	Burrell (9)	Robinson (32)
30	1/6	89-88	BOS	W	18-12	20,049	W4	Johnson (21)	Mourning (12)	Coleman (28)
31	1/7	106-98	BOS	W	19-12	23,698	W5	Mourning (33)	Mourning (13)	Wilkins (24)
32	1/10	*116-108	CLE	W	20-12	20,563	W6	Mourning (25)	Mourning/Johnson (9)	Hills (23)
33	1/11	100-81	MIN	W	21-12	23,698	W7	Johnson/Mourning (23)	Johnson/Burrell (10)	Laettner (20)
34	1/14	96-85	CHI	W	22-12	23,698	W8	Johnson (22)	Johnson/Mourning/Bogues (8)	Pippen (19)
35	1/17	98-109	ORL	L	22-13	16,010	L1	Mourning (33)	Mourning (12)	O'Neal (35)
36	1/18	111-110	SAS	W	23-13	23,698	W1	Johnson (24)	Mourning (9)	Robinson (42)
37	1/20	99-97	NUN	W	24-13	23,698	W2	Mourning (26)	Mourning (15)	Anderson (26)
38	1/22	83-100	@MIN	L	24-14	19,006	L1	Mourning (20)	Mourning (12)	Rider (29)
39	1/23	102-108	LAL	L	24-15	23,698	L2	Johnson (25)	Mourning (13)	Van Exel/Ceballos (26)
40	1/25	96-103	ATL	L	24-16	23,698	L3	Mourning (36)	Mourning (11)	Norman (22)
41	1/27	105-90	NYK	W	25-16	23,698	W1	Johnson (39)	Mourning/Parish (7)	Starks (26)
42	1/28	102-93	@ATL	W	26-16	16,368	W2	Johnson (20)	Mourning (13)	Augmon (22)
43	1/31	97-88	@WAS	W	27-16	18,756	W3	Bogues (20)	Hawkins (11)	Cheaney (23)
44	2/1	100-93	@BOS	W	28-16	14,890	W4	Johnson (28)	Mourning (12)	Radja (25)
45	2/3	117098	MIL	W	29-16	23,698	W5	Bogues (23)	Johnson/Mourning/Parish (7)	Robinson (28)
46	2/5	111-105	WAS	W	30-16	23,698	W6	Mourning (26)	Mourning (10)	Howard (23)
47	2/7	*92-95	IND	L	30-17	23,698	L1	Curry (20)	Mourning (12)	Miller (18)
48	2/8	106-78	@DET	W	31-17	15,784	W1	Curry (21)	Mourning (9)	Addison (25)
49	2/14	98-109	@NUN	L	31-18	16,868	L1	Mourning (23)	Mourning (9)	Gilliam (26)
50	2/16	89-105	HOU	L	31-19	23,698	L2	Johnson (18)	Mourning (11)	Olajuwon (29)
51	2/18	110-88	CHI	W	32-19	23,698	W1	Johnson (29)	Johnson/Mourning/Burrell (6)	Dumars (15)
52	2/20	115-104	DET	W	33-19	23,698	W2	Johnson/Burrell/Hawkins (23)	Mourning (12)	Pippen (28)
53	2/22	100-89	SAC	W	34-19	23,698	W3	Mourning (29)	Mourning (17)	Williams (28)
54	2/24	*93-95	@LAL	L	34-20	17,505	L1	Mourning (29)	Parish (10)	Peeler (27)
55	2/26	92-103	@PHX	L	34-21	19,023	L2	Mourning (23)	Johnson (14)	Barkley (24)
56	2/27	116-114	@SEA	W	35-21	16,379	W1	Mourning (34)	Mourning (9)	Payton (32)
57	3/2	109-99	@POR	W	36-21	12,888	W2	Mourning (27)	Mourning (10)	Strickland (24)
58	3/3	116-86	@GSW	W	37-21	15,025	W3	Mourning (22)	Mourning (11)	Alexander (18)
59	3/5	80-88	@SAC	L	37-22	17,317	L1	Curry (21)	Johnson (12)	Williams/Richmond (20)
60	3/9	112-99	SEA	W	38-22	23,698	W1	Mourning (25)	Mourning (13)	Schrempf/Payton (20)
61	3/11	104-95	MIA	W	39-22	23,698	W2	Johnson (25)	Mourning (12)	Rice (28)
62	3/13	103-106	WAS	L	39-23	23,698	L1	Mourning (32)	Mourning (14)	Howard (18)
63	3/14	86-99	@MIL	L	39-24	16,572	L2	Mourning (18)	Mourning (14)	Robinson (27)
64	3/16	105-108	PHX	L	39-25	23,698	L3	Mourning (12)	Mourning (12)	Barkley (29)
65	3/19	108-104	UTA	W	40-25	23,698	W1	Mourning (31)	Johnson (8)	Malone (26)
66	3/21	78-69	@NYK	W	41-25	19,763	W2	Johnson (21)	Mourning (15)	Ewing (35)
67	3/23	93-105	ORL	L	41-26	16,101	L1	Mourning (35)	Johnson (7)	O'Neal (34)
68	3/25	105-97	CLE	W	42-26	23,698	W1	Mourning (23)	Mourning (11)	Mills (26)
69	3/29	81-99	@PHI	L	42-27	11,856	L1	Johnson (22)	Mourning (6)	Weatherspoon (28)
70	3/30	107-125	DAL	L	42-28	23,698	L2	Hawkins (31)	Mourning/Hawkins (9)	Jones/Tarpley (22)
71	4/2	105-92	@MIA	W	43-28	14,289	W1	Hawkins/Mourning (22)	Gattison/Johnson (7)	Rice (30)
72	4/5	84-66	PHI	W	44-28	23,698	W2	Mourning (16)	Mourning (11)	Bradley (21)
73	4/7	98-93	@WAS	W	45-28	18,756	W3	Mourning (25)	Johnson (11)	Webber/Cheaney (23)
74	4/9	68-97	@IND	L	45-29	16,661	L1	Johnson (24)	Mourning (12)	Smiths (18)
75	4/10	119-95	BOS	W	46-29	23,698	W1	Mourning (25)	Mourning (11)	Brown (20)
76	4/12	105-77	NUN	W	47-29	23,698	W2	Mourning (25)	Johnson (8)	Gilliam (20)
77	4/14	94-86	@DET	L	48-29	21,454	L3	Mourning (23)	Mourning (13)	Houston (21)
78	4/16	93-94	ATL	L	48-30	23,698	L1	Mourning (21)	Mourning/Johnson (8)	Blaylock (24)
79	4/17	101-90	@PHI	W	49-30	12,805	W1	Sutton (16)	Mourning/Johnson/Parish (7)	Wright (22)
80	4/20	86-91	NYK	L	49-31	23,698	L1	Johnson (22)	Johnson/Mourning (10)	Starks (18)
81	4/22	100-116	@CHI	L	49-32	23,544	L2	Johnson (29)	Johnson/Parish (8)	Jordan/Mokoc (19)
82	4/23	97-72	CLE	W	50-32	23,698	W1	Mourning (26)	Mourning (12)	Phils (13)

* Denotes number of overtime periods



1993-94 FINAL ROSTER

FRONT OFFICE

BBALL OPS

PLAYERS

13-14 REVIEW

HISTORY

RECORDS

PLAYOFFS

NBA

MISC.



Record: 41-41		Home: 28-13		Road: 13-28		Overtime: 3-3		Eastern: 29-27		Western: 12-14	
No.	Player	Pos.	Ht.	Wt.	Birthdate	College	Yrs Pro				
25	Tony Bennett	G	6-0	179	6/1/69	Wisconsin-Green Bay	1				
1	Tyrone Bogues	G	5-3	144	1/9/65	Wake Forest	6				
40	Frank Brickowski	F/C	6-9	248	8/14/59	Penn State	9				
24	Scott Burrell	F	6-7	218	1/12/71	Connecticut	R				
30	Dell Curry	G	6-5	210	6/25/64	Virginia Tech	7				
43	LeRon Ellis	C	6-10	240	4/28/69	Syracuse	1				
44	Kenny Gattison	F/C	6-8	255	5/23/64	Old Dominion	7				
32	Hersey Hawkins	G	6-3	190	9/29/66	Bradley	5				
8	Eddie Johnson	F	6-7	215	5/1/59	Illinois	12				
2	Larry Johnson	F	6-7	257	3/14/69	UNLV	2				
33	Alonzo Mourning	C	6-10	244	2/8/70	Georgetown	1				
20	Rumeal Robinson	G	6-2	195	11/13/66	Michigan	3				
55	David Wingate	G/F	6-5	190	12/15/63	Georgetown	7				

Head Coach: Allan Bristow (Virginia Tech)

Athletic Trainer: Terry Kofler (Xavier)

Assistant Coaches: Bill Hanzlik (Notre Dame), T.R. Dunn (Alabama)

Player	G	GS	MIN	FG	FBA	PCT	3FG	FGA	PCT	FT	FTA	PCT	OFF	DEF	TOT	AST	PF	DQ	STL	TO	BLK	PTS	AVG
Mourning	60	59	2018	427	845	.505	0	2	.000	433	568	.762	177	433	610	86	207	3	27	199	188	1287	21.5
Johnson	51	51	1757	346	672	.515	5	21	.238	137	197	.695	143	305	448	184	131	0	29	116	14	834	16.4
Curry	82	0	2173	533	1171	.455	152	378	.402	117	134	.873	71	191	262	221	161	0	98	120	27	1335	16.3
Hawkins	82	82	2648	395	859	.460	78	235	.332	312	362	.862	89	288	377	216	167	2	135	158	22	1180	14.4
Newman	18	18	429	91	174	.523	4	16	.250	48	59	.814	21	37	58	29	44	1	18	28	5	234	13
Johnson	73	27	1460	339	738	.459	59	150	.393	99	127	.780	80	144	224	125	143	2	36	84	8	836	11.5
Bogues	77	77	2746	354	751	.471	2	12	.167	125	155	.806	78	235	313	780	147	1	133	171	2	835	10.8
Conlon	16	8	378	66	109	.606	0	1	.000	31	38	.816	34	55	89	28	36	1	5	23	7	163	10.2
Brickowski (CHA)	28	6	653	117	233	.502	1	2	.500	47	63	.746	32	93	125	57	77	3	28	56	11	282	10.1
Gattison	77	18	1644	233	445	.524	0	0	--	126	195	.646	105	253	358	95	229	3	59	79	46	592	7.7
Wingate	50	36	1005	136	283	.481	4	12	.333	34	51	.667	30	104	134	104	85	0	42	53	6	310	6.2
Burrell	51	16	767	98	234	.419	2	6	.333	46	70	.657	46	86	132	62	88	0	37	45	16	244	4.8
Ellis	50	1	680	88	182	.484	0	0	--	45	68	.662	70	118	188	24	83	1	17	21	25	221	4.4
Gminski	21	6	255	31	79	.392	0	0	--	11	14	.786	19	40	59	11	20	0	13	11	13	73	3.5
Bennett	74	5	983	105	263	.399	27	75	.360	11	15	.733	16	74	90	163	84	0	39	40	1	248	3.4
Kempton	9	0	103	9	26	.346	0	0	--	7	10	.700	6	8	14	6	25	0	4	4	1	25	2.8
Robinson (CHA)	14	0	95	13	33	.394	1	5	.200	3	9	.333	2	6	8	18	15	0	3	18	0	30	2.1
Henson	3	0	17	1	2	.500	1	1	1.000	0	0	--	0	1	1	5	3	0	0	1	0	3	1
Williams	1	0	19	0	1	0	0	0	--	0	0	--	0	4	4	0	2	0	1	1	2	0	0
CHARLOTTE	82	--	19830	3382	7100	.476	336	916	.367	1632	2135	.764	1019	2475	3494	2214	1747	17	724	1266	394	8732	106.5
OPPONENTS	82	--	19830	3463	7359	.471	317	916	.346	1507	2036	.74	1217	2467	3684	2116	1761	12	629	1260	430	8750	106.7



G	Date	Score	Opp	W/L	Record	Atten.	Streak	Charlotte High Scorer	Charlotte High Rebounder	Opponent High Scorer
1	11/5	*123-124	CHI	L	0-1	23,698	L1	Newman (27)	L. Johnson/Mourning (10)	Armstrong (28)
2	11/6	120-103	@MIL	W	1-1	18,633	W1	Newman (25)	Mourning (9)	Norman (28)
3	11/9	108-113	@CLE	L	1-2	18,134	L1	Mourning (24)	Mourning (12)	Price/Battle (24)
4	11/11	120-87	ORL	W	2-2	23,698	W1	Curry (22)	Mourning (10)	O'Neal (19)
5	11/12	110-107	@BOS	W	3-2	14,890	W2	Mourning (23)	Mourning (12)	Radja (21)
6	11/15	102-93	@IND	W	4-2	11,896	W3	Mourning (21)	L. Johnson (14)	Richardson (26)
7	11/17	130-113	SAC	W	5-2	23,698	W4	L. Johnson (23)	L. Johnson/Mourning (8)	Richmond (26)
8	11/19	127-111	WAS	W	6-2	23,698	W5	Mourning (26)	Mourning (12)	Chapman (37)
9	11/20	91-96	@ATL	L	6-3	16,268	L1	Mourning (28)	L. Johnson (14)	Wilkins (32)
10	11/23	98-118	@WAS	L	6-4	18,756	L2	Newman (24)	Mourning (12)	Maclean (24)
11	11/24	141-124	LAL	W	7-4	23,698	W1	L. Johnson (28)	L. Johnson (22)	Peeler (21)
12	11/26	110-99	MIL	W	8-4	23,698	W2	L. Johnson (28)	Mourning (13)	Avent (19)
13	11/27	100-114	@MIA	L	8-5	15,200	L1	L. Johnson/Mourning/Curry (16)	Mourning (10)	Rice (29)
14	12/1	88-92	SAS	L	8-6	23,698	L2	Curry (25)	L. Johnson (14)	Robinson (31)
15	12/3	94-102	@DEN	L	8-7	17,171	L3	Mourning (36)	Mourning (10)	Abdul-Rauf (25)
16	12/4	108-122	@UTA	L	8-8	19,911	L4	Mourning (36)	Ellis (10)	K. Malone (35)
17	12/7	102-121	@HOU	L	8-9	16,611	L5	Hawkins (24)	L. Johnson (8)	Thorpe (40)
18	12/9	95-93	CLE	W	9-9	23,698	W1	L. Johnson (26)	L. Johnson (16)	Price (28)
19	12/11	105-99	NUN	W	10-9	23,698	W2	Hawkins (26)	L. Johnson/Mourning (12)	Coleman/Edwards (22)
20	12/14	101-85	MIN	W	11-9	23,698	W3	Curry (26)	Mourning (10)	Williams (22)
21	12/16	95-111	@NUN	L	11-10	14,102	L1	Mourning (21)	Mourning (13)	Morris (19)
22	12/17	99-96	DEN	W	12-10	23,698	W1	Mourning (26)	L. Johnson (7)	Stith (19)
23	12/20	97-109	@CHI	L	12-11	18,676	L1	L. Johnson (28)	Mourning (8)	Pippen (22)
24	12/21	108-97	@DET	W	13-11	21,454	W1	Curry/Hawkins (20)	L. Johnson/Mourning/Hawkins (9)	Hunter (20)
25	12/23	118-100	BOS	W	14-11	23,698	W2	Mourning (30)	Mourning (18)	Gamble (22)
26	12/27	109-94	DET	W	15-11	23,698	W3	Mourning (30)	L. Johnson (20)	Mills (26)
27	12/28	*115-127	@CLE	L	15-12	20,273	L1	Mourning (24)	Mourning/Gattison (8)	Wilkins (29)
28	12/30	115-95	CHI	W	16-12	23,698	W1	Curry (28)	Hawkins (12)	Pippen (23)
29	1/2	*124-123	@NYK	W	17-12	19,763	W2	E. Johnson (32)	Hawkins (9)	Starks (31)
30	1/4	94-133	@ATL	L	17-13	12,071	L1	Burrell (16)	Ellis (7)	Wilkins (25)
31	1/6	110-116	POR	L	17-14	23,698	L2	Hawkins (32)	Gattison (11)	Robinson (29)
32	1/8	102-99	NYK	W	18-14	23,698	W1	Curry (30)	Gminiski (10)	Ewing (30)
33	1/11	95-83	@PHX	W	19-14	19,023	W2	Curry (23)	Ellis (8)	Green (18)
34	1/13	104-115	@SAC	L	19-15	17,317	L1	Mourning (18)	Mourning (14)	Tisdale (22)
35	1/14	130-122	@LAL	W	20-15	16,011	W1	Mourning (30)	Mourning (17)	Van Exel (29)
36	1/16	101-106	@POR	L	20-16	12,888	L1	Hawkins (24)	Bogues/Mourning (7)	Robinson (20)
37	1/19	115-103	PHI	W	21-16	23,698	W1	Mourning (27)	Mourning (10)	Weatherspoon (25)
38	1/21	110-113	@MIL	L	21-17	17,764	L1	E. Johnson (29)	Gattison/Mourning/E. Johnson (7)	Baker/Brickowski/Murdoch (20)
39	1/22	91-80	MIL	W	22-17	23,698	W1	Curry (21)	Gattison/Ellis (9)	Baker (19)
40	1/25	98-119	@MIA	L	22-18	15,200	L1	E. Johnson (20)	Mourning (15)	Siekaly (36)
41	1/26	120-145	ORL	L	22-19	23,698	L2	E. Johnson (29)	Ellis (7)	O'Neal (36)
42	1/28	105-117	ATL	L	22-20	23,698	L3	E. Johnson (29)	Ellis (10)	Wilkins (27)
43	2/2	112-124	IND	L	22-21	23,698	L4	E. Johnson (32)	Hawkins (6)	Miller (25)
44	2/4	118-124	MIA	L	22-22	23,698	L5	E. Johnson (26)	Wingate (7)	Smith (26)
45	2/5	102-111	@IND	L	22-23	16,586	L6	E. Johnson (28)	Gattison (8)	Smits (24)
46	2/7	117-125	@PHI	L	22-24	17,675	L7	Hawkins (31)	Wingate (13)	Hornacek (36)
47	2/9	116-126	GSW	L	22-25	23,698	L8	Hawkins (41)	Hawkins (14)	Sprewell (34)
48	2/16	102-97	HOU	W	23-25	23,698	W1	Hawkins (25)	Hawkins (14)	Olajuwon (30)
49	2/18	99-106	MIL	L	23-26	23,698	L1	Hawkins (28)	Conlon (10)	Norman (25)
50	2/20	*101-105	CLE	L	23-27	23,698	L2	Curry (23)	Hawkins/Gattison (7)	Phills (23)
51	2/21	93-118	@CHI	L	23-28	18,676	L3	Conlon/Hawkins (16)	Conlon (8)	Pippen (30)
52	2/24	110-115	DAL	L	23-29	23,698	L4	E. Johnson (23)	E. Johnson (10)	Mashburn (37)
53	2/27	103-114	@ORL	L	23-30	15,291	L5	Curry (26)	Hawkins (8)	O'Neal (21)
54	3/1	96-112	@SAS	L	23-31	14,813	L6	Hawkins (26)	Brickowski (9)	Gill (21)
55	3/2	109-118	@LAC	L	23-32	10,262	L7	Brickowski (26)	Conlon (13)	Wilkins (33)
56	3/5	112-129	@GSW	L	23-33	15,025	L8	Curry (21)	Hawkins (12)	Sprewell (21)
57	3/8	97-89	PHX	W	24-33	23,698	W1	Curry/Mourning (24)	Mourning (15)	Green (20)
58	3/11	97-91	MIN	W	25-33	18,575	W2	Bogues/Mourning (20)	Mourning (15)	Person (23)
59	3/12	92-117	@NUN	L	25-34	20,049	L1	Mourning/E. Johnson (17)	Mourning (10)	Newman (21)
60	3/14	*107-101	BOS	W	26-34	23,698	W1	Mourning (26)	Mourning (11)	Radja (20)
61	3/16	92-79	ATL	W	27-34	23,698	W2	Mourning (21)	Hawkins/Brickowski (7)	Ferrell (15)
62	3/18	82-78	UTA	W	28-34	23,698	W3	Mourning (20)	Mourning (11)	Malone (21)
63	3/19	115-124	SAC	L	28-35	23,698	L1	Bogues (20)	Brickowski (11)	Payton (32)
64	3/22	125-91	PHI	W	29-35	23,698	W1	Mourning (9)	Mourning (9)	J. Malone (16)
65	3/23	92-100	@ATL	L	29-36	13,134	L1	Mourning (25)	Mourning (15)	Willis (32)
66	3/25	106-92	@DET	W	30-36	21,454	W1	L. Johnson/Brickowski/Bogues (18)	Mourning/Bogues (10)	Thomas (19)
67	3/26	121-109	LAC	W	31-36	23,698	W2	Mourning (26)	L. Johnson (9)	Wilkins (28)
68	3/29	95-106	@NYK	L	31-37	19,763	L1	Mourning (28)	Mourning (9)	Oakley (22)
69	4/1	106-104	@DAL	W	32-37	15,307	W1	Mourning (25)	Mourning (13)	Jackson/Rooks (19)
70	4/2	111-117	@SAS	L	32-38	20,640	L1	Mourning (27)	Mourning (13)	Robison (24)
71	4/5	99-105	@CLE	L	32-39	20,273	L2	Curry (22)	L. Johnson (10)	Williams (23)
72	4/6	129-90	IND	W	33-39	23,698	W1	Mourning (23)	Mourning (11)	Miller (17)
73	4/8	99-78	NUN	W	34-39	23,698	W2	Mourning (19)	L. Johnson (10)	Coleman (19)
74	4/9	*127-122	@PHI	W	35-39	17,515	W3	L. Johnson (20)	L. Johnson (9)	Weatherspoon/Malone (24)
75	4/11	99-97	MIA	W	36-39	23,698	W4	Curry (21)	Mourning (10)	Salley (21)
76	4/14	112-108	@ORL	L	37-39	15,291	W5	L. Johnson (31)	Mourning (9)	O'Neal (37)
77	4/15	85-99	CHI	L	37-40	23,698	L1	Curry (20)	L. Johnson (8)	Pippen (24)
78	4/17	107-91	NYK	W	38-40	23,698	W1	L. Johnson (22)	L. Johnson (12)	Ewing (20)
79	4/20	117-111	WAS	W	39-40	23,698	W2	Mourning (22)	Mourning (12)	Gugliotta (27)
80	4/21	95-89	@BOS	W	40-40	14,890	W3	Mourning (21)	L. Johnson (13)	Gamble (17)
81	4/23	108-103	@DET	W	41-40	23,698	W4	Mourning (39)	Mourning (12)	Houston (31)
82	4/24	99-117	HOU	L	41-41	18,756	L1	Mourning (18)	Mourning (13)	Gugliotta (31)

* Denotes number of overtime periods



1992-93 FINAL ROSTER



Record: 44-38 **Home:** 22-19 **Road:** 22-19 **Overtime:** 3-0 **Eastern:** 29-27 **Western:** 14-10

No.	Player	Pos.	Ht.	Wt.	Birthdate	College	Yrs Pro
25	Tony Bennett	G	6-0	175	6/1/69	Wisconsin-Green Bay	R
1	Tyrone Bogues	G	5-3	144	1/9/65	Wake Forest	5
30	Dell Curry	G	6-5	205	6/25/64	Virginia Tech	6
44	Kenny Gattison	F/C	6-8	256	5/23/64	Old Dominion	6
13	Kendall Gill	G	6-5	214	5/25/68	Illinois	2
42	Mike Gminski	C	6-11	260	8/3/59	Duke	12
21	Sidney Green	F	6-9	250	1/4/61	UNLV	9
2	Larry Johnson	F	6-7	250	3/14/69	UNLV	1
9	Kevin Lynch	G/F	6-5	200	12/24/68	Minnesota	1
33	Alonzo Mourning	C	6-10	240	2/8/70	Georgetown	R
22	Johnny Newman	F	6-7	203	11/28/63	Richmond	6
55	David Wingate	G/F	6-5	185	12/15/63	Georgetown	6

Head Coach: Allan Bristow (Virginia Tech)

Head Athletic Trainer: Terry Kofler (Xavier)

Assistant Coaches: Bill Hanzlik (Notre Dame), T.R. Dunn (Alabama)

Player	G	GS	MIN	FG	FGA	PCT	3FG	FGA	PCT	FT	FTA	PCT	OFF	DEF	TOT	AST	PF	DQ	STL	TO	BLK	PTS	AVG
Johnson	82	82	3323	728	1385	.526	18	71	.254	336	438	.767	281	583	864	353	187	0	53	227	27	1810	22.1
Mourning	78	78	2644	572	1119	.511	0	3	.000	495	634	.781	263	542	805	76	286	6	27	236	271	1639	21.0
Gill	69	67	2430	463	1032	.449	17	62	.274	224	290	.772	120	220	340	268	191	2	98	174	36	1167	16.9
Curry	80	0	2094	498	1102	.452	95	237	.401	136	157	.866	51	235	286	180	150	1	87	129	23	1227	15.3
Newman	64	27	1471	279	534	.522	12	45	.267	194	240	.808	72	71	143	117	154	1	45	90	19	764	11.9
Bogues	81	80	2833	331	730	.453	6	26	.231	140	168	.833	51	247	298	711	179	0	161	154	5	808	10.0
Reid	17	1	295	42	98	.429	0	1	.000	43	58	.741	20	50	70	24	49	1	11	24	5	127	7.5
Gattison	75	5	1475	203	384	.529	0	3	.000	102	169	.604	108	245	353	68	237	3	48	64	55	508	6.8
Wingate	72	55	1471	180	336	.536	1	6	.167	79	107	.738	49	125	174	183	135	1	66	89	9	440	6.1
Bennett	75	2	857	110	260	.423	26	80	.325	30	41	.732	12	51	63	136	110	0	30	50	0	276	3.7
Gminski	34	0	251	42	83	.506	0	0	--	9	10	.900	34	51	85	7	28	0	1	11	9	93	2.7
Hammonds	19	5	142	19	45	.422	0	0	--	5	8	.625	5	26	31	8	20	0	0	3	4	43	2.3
Lynch	40	8	324	30	59	.508	0	1	.000	26	38	.684	12	23	35	25	44	0	11	24	6	86	2.2
Gree (CHA)	24	0	127	14	40	.350	0	2	.000	12	16	.750	14	33	47	5	16	0	1	8	2	40	1.7
Williams	2	0	18	1	3	.333	0	0	--	0	0	--	3	6	9	0	4	0	0	2	2	2	1.0
CHARLOTTE	82	--	19755	3512	7210	.487	175	537	.326	1831	2374	.771	1095	2508	3603	2161	1790	15	639	1325	473	9030	110.1
OPPONENTS	82	--	19755	3634	7698	.472	234	753	.311	1548	2080	.744	1350	2403	3753	2277	1923	26	599	1245	438	9050	110.4



G	Date	Score	Opp	W/L	Record	Atten.	Streak	Charlotte High Scorer	Charlotte High Rebounder	Opponent High Scorer
1	11/6	126-119	@WAS	W	1-0	23,698	W1	Johnson (29)	Johnson/Gattison (13)	Chapman (25)
2	11/8	107-127	@CLE	L	1-1	16,009	L1	Newman (24)	Johnson (9)	Daugherty (25)
3	11/10	112-108	@ORL	W	2-1	15,151	W1	Newman (23)	Johnson (13)	O'Neal (35)
4	11/11	99-109	@BOS	L	2-2	23,698	L1	Newman (24)	Johnson (15)	McDaniel (25)
5	11/13	109-110	@IND	L	2-3	13,209	L2	Gill (19)	Johnson (15)	Schrempf (23)
6	11/14	95-104	MIA	L	2-4	23,698	L3	Gill (23)	Johnson (7)	Seikaly (27)
7	11/17	134-11	DAL	W	3-4	23,698	W1	Johnson (21)	Mourning (14)	Smith (17)
8	11/20	*117-110	GSW	W	4-4	23,698	W2	Mourning (34)	Mourning (14)	Mullin (46)
9	11/21	123-111	@MIA	W	5-4	15,008	W3	Curry (27)	Mourning (10)	Rice (32)
10	11/24	127-119	PHI	W	6-4	23,698	W4	Wingate (23)	Johnson (11)	Hawkins (24)
11	11/25	101-97	@DET	W	7-4	21,454	W5	Curry (26)	Reid (10)	Glass (20)
12	11/27	102-111	@BOS	L	7-5	14,890	L1	Curry (20)	Mourning (12)	McDaniel (25)
13	11/28	122-134	IND	L	7-6	23,698	L2	Mourning (30)	Johnson (11)	Miller (57)
14	12/1	90-109	@PHX	L	7-7	23,698	L3	Johnson (27)	Johnson (11)	Ceballos (20)
15	12/2	111-110	@GSW	W	8-7	15,025	W1	Johnson (36)	Johnson (14)	Mullin (26)
16	12/4	112-111	@SAC	W	9-7	17,317	W2	Johnson (27)	Johnson (7)	Richmond (27)
17	12/5	109-119	@LAC	L	9-8	11,830	L1	Johnson (28)	Johnson (12)	Harper (36)
18	12/9	101-110	PHX	L	9-9	23,698	L2	Johnson (29)	Johnson (12)	Barkley (23)
19	12/10	*110-103	@NYK	W	10-9	19,763	W1	Johnson (28)	Johnson (12)	Ewing (28)
20	12/12	109-100	CHI	W	11-9	23,698	W2	Johnson/Mourning/Gill (20)	Johnson (12)	Williams (21)
21	12/15	110-125	@DEN	L	11-10	18,088	L1	Curry (26)	Johnson (14)	Pippen (26)
22	12/16	91-93	UTA	L	11-11	23,698	L2	Johnson (29)	Mourning (13)	K. Malone (21)
23	12/19	126-117	@WAS	W	12-11	15,912	W1	Johnson (26)	Johnson (13)	Grant (41)
24	12/22	130-114	@ATL	W	13-11	10,541	W2	Johnson (29)	Gattison (9)	Ferrell (17)
25	12/23	107-95	DET	W	14-11	23,698	W3	Mourning (27)	Mourning (18)	Thomas (25)
26	12/28	103-104	@MIN	L	14-12	17,314	L1	Mourning/Johnson (27)	Mourning (15)	Morris (26)
27	12/29	103-114	CHI	L	14-13	23,698	L2	Newman (28)	Johnson (9)	Jordan (28)
28	1/2	118-117	NUN	W	15-13	23,698	W1	Johnson (32)	Johnson (10)	Petrovic (27)
29	1/5	103-107	BOS	L	15-14	23,698	L1	Johnson (27)	Mourning (19)	Lewis (22)
30	1/8	115-101	LAC	W	16-14	23,698	W1	Gill (24)	Mourning (13)	Manning (19)
31	1/11	132-111	@DAL	W	17-14	13,285	W2	Johnson (24)	Mourning (10)	Roos (20)
32	1/14	102-114	@HOU	L	17-15	14,723	L1	Curry (21)	Johnson (12)	Horry (26)
33	1/16	111-124	@SAS	L	17-16	16,057	L2	Mourning (24)	Johnson (14)	Robinson (52)
34	1/19	100-102	ATL	L	17-17	23,698	L3	Johnson (32)	Johnson (12)	Wilkins (34)
35	1/20	91-114	@NYK	L	17-18	19,763	L4	Johnson (19)	Mourning (12)	Ewing (30)
36	1/22	105-97	@CHI	W	18-18	18,676	W1	Mourning/Curry/Gill (19)	Johnson (19)	Jordan (28)
37	1/24	105-112	IND	L	18-19	23,698	L1	Mourning (30)	Mourning (13)	Miller (22)
38	1/27	117-107	SAC	W	19-19	23,698	W1	Mourning (23)	Johnson (15)	Simmons (26)
39	1/29	108-123	LAL	L	19-20	23,698	L1	Mourning (23)	Johnson (8)	Scott (27)
40	1/30	*127-121	@WAS	W	20-20	18,756	W1	Curry (33)	Johnson (19)	Grant (29)
41	2/1	112-100	@SEA	W	21-20	23,698	W2	Mourning/Johnson/Gill (19)	Johnson (11)	Pierce (23)
42	2/3	129-118	PHI	W	22-20	15,180	W3	Mourning (29)	Mourning (15)	Gilliam (24)
43	2/5	118-111	MIL	W	23-20	23,698	W4	Johnson (30)	Mourning (12)	Avent/Day (22)
44	2/9	103-107	CLE	L	23-21	23,698	L1	Johnson (29)	Johnson (14)	Daugherty (28)
45	2/11	116-107	ORL	W	24-21	23,698	W1	Mourning (27)	Mourning (14)	O'Neal (29)
46	2/12	116-107	@MIA	W	25-21	15,008	W2	Johnson (30)	Johnson (11)	Rice (21)
47	2/14	117-107	DET	W	26-21	23,698	W3	Gill (27)	Mourning (13)	Aguirre (23)
48	2/15	122-128	@MIL	L	26-22	18,633	L1	Mourning (29)	Mourning (12)	Brickowski (20)
49	2/17	116-124	NYK	L	26-23	23,698	L2	Mourning (35)	Johnson/Mourning (9)	Ewing (43)
50	2/23	104-95	NUN	W	27-23	23,698	W1	Johnson (17)	Mourning (15)	Coleman (18)
51	2/25	111-104	SAS	W	28-23	23,698	W2	Johnson (28)	Johnson (15)	Daniels (26)
52	2/26	105-137	@IND	L	28-24	14,782	L1	Johnson (19)	Johnson (10)	Smits (37)
53	2/28	103-110	@DEN	L	28-25	23,698	L2	Mourning (24)	Johnson (15)	Jackson (28)
54	3/1	110-107	@UTA	W	29-25	19,911	W1	Mourning (28)	Mourning (22)	K. Malone (32)
55	3/4	112-138	@SEA	L	29-26	14,789	L1	Johnson (24)	Johnson (11)	E. Johnson (22)
56	3/5	94-92	@POR	W	30-26	12,888	W1	Johnson (28)	Mourning (17)	Robinson (29)
57	3/7	105-101	@LAL	W	31-26	16,989	W2	Mourning (27)	Johnson/Mourning (11)	Worthy (25)
58	3/9	124-104	WAS	W	32-26	23,698	W3	Johnson (23)	Johnson (13)	Johnson (19)
59	3/11	99-118	@CLE	L	32-27	19,354	L1	Johnson (21)	Johnson/Mourning (11)	Daugherty (25)
60	3/12	108-123	@CHI	L	32-28	18,871	L2	Mourning (25)	Mourning (8)	Jordan (52)
61	3/14	96-93	@BOS	W	33-28	14,890	W1	Mourning (25)	Johnson (16)	Parish (21)
62	3/16	107-122	ATL	L	33-29	23,698	L1	Johnson/Mourning (23)	Mourning (13)	Wilkins (38)
63	3/18	113-85	MIL	W	34-29	23,698	W1	Mourning (32)	Johnson (12)	Laettner/West/Vetra (17)
64	3/19	108-112	@IND	L	34-30	16,530	L1	Mourning (37)	Johnson (10)	Miller (28)
65	3/21	99-95	@MIN	W	35-30	19,006	W1	Mourning (24)	Mourning (14)	Laettner (27)
66	3/23	103-111	HOU	L	35-31	23,698	L1	Gill (21)	Johnson (15)	Olajuwon (31)
67	3/24	116-118	@DET	L	35-32	18,733	L2	Mourning (28)	Johnson (8)	Coleman (35)
68	3/26	107-155	@NUN	L	35-33	21,454	L3	Mourning (23)	Mourning (13)	Thomas (40)
69	3/28	114-121	POR	L	35-34	23,698	L4	Johnson (27)	Johnson (12)	Drexler (25)
70	3/30	89-116	MIA	L	35-35	23,698	L5	Mourning (22)	Mourning (15)	Seikaly (20)
71	4/1	102-93	@ORL	W	36-35	15,151	W1	Mourning (30)	Johnson (15)	Skiles (23)
72	4/2	114-113	CLE	W	37-35	23,698	W2	Johnson (26)	Johnson (16)	Daugherty (30)
73	4/7	96-109	ORL	L	37-36	23,698	L1	Mourning (21)	Mourning (8)	O'Neal (29)
74	4/9	122-113	@PHI	W	38-36	15,233	W1	Johnson/Mourning (14)	Mourning (13)	Weatherpoon (27)
75	4/10	105-118	ATL	L	38-37	23,698	L1	Mourning (26)	Johnson/Gill (7)	Wilkins/Willis (32)
76	4/12	120-101	PHI	W	39-37	23,698	W1	Johnson (34)	Johnson (14)	Dawkins (23)
77	4/14	107-111	NYK	L	39-38	23,698	L1	Mourning (27)	Mourning (11)	Ewing (39)
78	4/16	127-93	DET	W	40-38	23,698	W1	Mourning (36)	Mourning (22)	Dumars (24)
79	4/17	110-107	@ATL	W	41-38	16,510	W2	Johnson (23)	Mourning (12)	Wilkins (41)
80	4/21	119-111	MIL	W	42-38	23,698	W3	Newman (30)	Mourning (18)	Brickowski (21)
81	4/23	104-103	CHI	W	43-38	23,698	W4	Johnson (31)	Johnson (14)	Jordan (38)
82	4/24	108-106	@MIL	W	44-38	18,633	W5	Mourning (27)	Johnson (10)	Day (24)

* Denotes number of overtime periods



1991-92 FINAL ROSTER

FRONT OFFICE

BBALL OPS

PLAYERS

13-14 REVIEW

HISTORY

RECORDS

PLAYOFFS

NBA

MISC.



Record: 31-51 **Home:** 22-19 **Road:** 9-32 **Overtime:** 2-3 **Eastern:** 21-35 **Western:** 10-16

No.	Player	Pos.	Ht.	Wt.	Birthdate	College	Yrs Pro
1	Tyrone Bogues	G	5-3	144	1/9/65	Wake Forest	4
30	Dell Curry	G	6-5	205	6/25/64	Virginia Tech	5
24	Anthony Frederick	F	6-7	222	12/7/64	Pepperdine	2
33	Kenny Gattison	F/C	6-8	256	5/23/64	Old Dominion	5
13	Kendall Gill	G	6-5	214	5/25/68	Illinois	1
42	Mike Gminski	C	6-11	260	8/3/59	Duke	11
12	Tom Hammonds	F	6-9	225	3/27/67	Georgia Tech	2
2	Larry Johnson	F	6-7	250	3/14/69	UNLV	R
45	Eric Leckner	C	6-11	275	5/27/66	Wyoming	3
9	Kevin Lynch	G/F	6-5	200	12/24/68	Minnesota	R
22	Johnny Newman	F	6-7	203	11/28/63	Richmond	5
31	Elliot Perry	G	6-0	160	3/28/69	Memphis State	R
34	J.R. Reid	F/C	6-9	265	3/31/68	North Carolina	2

Head Coach: Allan Bristow (Virginia Tech)

Athletic Trainer: Terry Kofler (Xavier)

Assistant Coaches: Bill Hanzlik (Notre Dame), T.R. Dunn (Alabama), Mike Pratt (Kentucky)

Player	G	GS	MIN	FG	FGA	PCT	3FG	FGA	PCT	FT	FTA	PCT	OFF	DEF	TOT	AST	PF	DQ	STL	TO	BLK	PTS	AVG
Gill	79	79	2906	666	1427	.467	6	25	.240	284	381	.745	165	237	402	329	237	1	154	180	46	1622	20.5
Johnson	82	77	3047	616	1258	.490	5	22	.227	339	409	.829	323	576	899	292	225	3	81	160	51	1576	19.2
Curry	77	0	2020	504	1038	.486	74	183	.404	127	152	.836	57	202	259	177	156	1	93	134	20	1209	15.7
Newman	55	55	1651	295	618	.477	13	46	.283	236	308	.766	71	108	179	146	181	4	70	129	14	839	15.3
Gattison	82	71	2223	423	799	.529	0	2	.000	196	285	.688	177	403	580	131	273	4	59	140	69	1042	12.7
Chapman	21	11	545	108	240	.450	8	27	.296	36	53	.679	9	45	54	86	47	0	14	42	8	260	12.4
Reid	51	7	1257	213	435	.490	0	3	.000	134	190	.705	96	221	317	81	159	0	49	84	23	560	11.0
Bogues	82	69	2790	317	671	.472	2	27	.074	94	120	.783	58	177	235	743	156	0	170	156	6	730	8.9
Frederick	66	26	852	161	370	.435	4	17	.235	63	92	.685	75	69	144	71	91	0	40	58	26	389	5.9
Gminski	35	10	499	90	199	.452	1	3	.333	21	28	.750	37	81	118	31	37	0	11	20	16	202	5.8
Lynch	55	3	819	93	223	.417	3	8	.375	35	46	.761	30	55	85	83	107	0	37	44	9	224	4.1
Leckner	59	2	716	79	154	.513	0	1	.000	38	51	.745	49	157	206	31	114	1	9	39	18	196	3.3
Grandison	3	0	25	2	4	.500	0	0	--	6	10	.600	3	8	11	1	4	0	1	3	1	10	3.3
Ansley (CHA)	2	0	13	3	7	.429	0	0	--	0	0	--	0	2	2	0	1	0	0	0	0	6	3.0
Perry (CHA)	40	0	371	43	114	.377	1	5	.200	26	39	.667	12	20	32	64	26	0	25	37	2	113	2.8
Massenburg	3	0	13	0	3	.000	0	0	--	1	2	.500	1	3	4	0	2	0	1	4	0	1	0.3
Grant	13	0	57	0	8	.000	0	0	--	1	2	.500	1	3	4	18	3	0	8	5	0	1	0.1
Hunter	1	0	1	0	0	.000	0	0	--	0	0	.000	0	0	0	0	0	0	0	0	0	0	0.0
CHARLOTTE	82	--	19805	3613	7568	.477	117	369	.317	1637	2168	.755	1164	2367	3531	2284	1819	14	822	1273	309	8980	109.5
OPPONENTS	82	--	19805	3717	7495	.496	205	632	.324	1661	2241	.741	1253	2581	3834	2366	1750	8	621	1392	524	9300	113.4




G	Date	Score	Opp	W/L	Record	Atten.	Streak	Charlotte High Scorer	Charlotte High Rebounder	Opponent High Scorer
1	11/1	108-111	@BOS	L	0-1	14,890	L1	Curry (21)	Gattison (18)	Bird (23)
2	11/2	108-116	NUN	L	0-2	23,698	L2	Curry (21)	Johnson (18)	Bowie (27)
3	11/5	93-117	@DET	L	0-3	21,454	L3	Gattison/Gill (15)	Reid/Gminski/Johnson (6)	Aguirre (22)
4	11/6	114-104	ATL	W	1-3	23,698	W1	Gill (30)	Johnson (9)	Wilkins (21)
5	11/8	*125-122	MIL	L	1-4	23,698	L1	Curry (29)	Reid (10)	Malone (23)
6	11/9	113-118	NYK	L	1-5	16,362	L2	Newman (23)	Johnson (8)	Wilkins (28)
7	11/12	100-118	@ATL	L	1-6	9,131	L3	Johnson (19)	Johnson (14)	Wilkins (25)
8	11/13	95-117	CHI	L	1-7	23,698	L4	Curry (21)	Johnson (15)	Jordan (35)
9	11/15	105-120	@MIL	L	1-8	15,008	L5	Frederick (20)	Johnson (15)	Rice (33)
10	11/16	118-109	BOS	W	2-8	23,698	W1	Johnson (27)	Johnson (15)	Lewis (26)
11	11/19	104-127	@IND	L	2-9	14,182	L1	Gattison (21)	Johnson (14)	Malone (23)
12	11/20	109-108	CLE	W	3-9	23,698	W1	Curry (29)	Gill (10)	Eholi (21)
13	11/22	112-110	IND	W	4-9	23,698	W2	Johnson (25)	Johnson (15)	Fleming (28)
14	11/26	97-103	@DEN	L	4-10	8,721	L1	Johnson (25)	Johnson (16)	Williams (22)
15	11/27	107-113	@UTA	L	4-11	18,700	L2	Chapman (27)	Johnson (12)	Malone (31)
16	11/29	111-131	@PHX	L	4-12	14,496	L3	Gill (23)	Johnson (10)	Majerle (37)
17	11/30	112-130	@LAC	L	4-13	9,560	L4	Gill (24)	Johnson (16)	Rivers (23)
18	12/2	97-99	NYK	L	4-14	23,698	L5	Johnson (20)	Johnson (15)	Ewing (23)
19	12/4	124-106	LAL	W	5-14	23,698	W1	Curry (27)	Johnson/Gattison (10)	Worthy (28)
20	12/6	96-114	@CHI	L	5-15	18,237	L1	Gill (18)	Johnson (9)	Jordan (19)
21	12/7	109-95	@ORL	W	6-15	15,151	W1	Newman (30)	Johnson (12)	Skiles (25)
22	12/11	103-106	DAL	L	6-16	23,698	L1	Johnson (24)	Gattison (18)	Harper (35)
23	12/13	108-112	MIA	L	6-17	23,698	L2	Johnson (25)	Johnson (11)	Seikaly (28)
24	12/14	109-102	@NUN	W	7-17	8,602	W1	Johnson/Gill (24)	Johnson (15)	Coleman (21)
25	12/17	102-122	UTA	L	7-18	23,698	L1	Gattison (19)	Johnson (17)	J. Malone (34)
26	12/18	97-117	@DET	L	7-19	21,454	L2	Nemman/Gill (14)	Johnson (9)	Laimbeer (26)
27	12/20	95-99	HOU	L	7-20	23,698	L3	Johnson (28)	Johnson (15)	Smith (23)
28	12/21	111-120	@CLE	L	7-21	14,667	L4	Gill (25)	Gattison (8)	Daugherty (4)
29	12/23	114-106	@PHI	W	8-21	14,596	W1	Gill (31)	Johnson (13)	Barkey (22)
30	12/27	120-136	NUN	L	8-22	23,698	L1	Gill (25)	Johnson (8)	Petrovic (32)
31	12/28	124-129	@WAS	L	8-23	12,054	L2	Johnson (29)	Johnson (13)	Grant (25)
32	1/2	102-109	LAC	L	8-24	23,698	L3	Gill (23)	Johnson (16)	Rivers (23)
33	1/4	113-108	PHX	W	9-24	23,698	W1	Johnson (23)	Johnson (13)	Hornacek (19)
34	1/9	109-96	SAC	W	10-24	23,698	W2	Gill (26)	Johnson (16)	Richmond (23)
35	1/11	93-115	POR	L	10-25	23,698	L1	Newman (24)	Leckner (12)	Ainge (23)
36	1/14	*117-116	@SEA	W	11-25	9,132	W1	Johnson (24)	Johnson (13)	Pierce (20)
37	1/15	93-95	@LAL	L	11-26	16,736	L1	Gill (24)	Gattison (10)	Worthy (22)
38	1/17	104-120	@POR	L	11-27	12,888	L2	Gill (23)	Johnson (9)	Drexler (25)
39	1/18	113-119	@SAC	L	11-28	17,014	L3	Gill (30)	Gattison (12)	Richmond (24)
40	1/20	119-135	@GSW	L	11-29	15,025	L4	Johnson (26)	Johnson (11)	Mullin (29)
41	1/22	112-115	CHI	L	11-30	23,698	L5	Johnson (31)	Johnson (8)	Jordan (23)
42	1/25	107-105	IND	W	12-30	23,698	W1	Newman (41)	Johnson (9)	Smits (21)
43	1/28	*95-100	DET	L	12-31	23,698	L1	Johnson (19)	Johnson (14)	Dumars (20)
44	1/31	105-122	SEA	L	12-32	23,698	L2	Gill (25)	Johnson (12)	Johnson (30)
45	2/2	100-118	@MIA	L	12-33	15,008	L3	Gill (23)	Johnson (13)	Rice (28)
46	2/4	115-99	WAS	W	13-33	23,698	W1	Newman (19)	Gattison (11)	Ellison (19)
47	2/6	132-113	GSW	W	14-33	23,698	W2	Gill (27)	Johnson (11)	Mullin (25)
48	2/11	113-108	@ATL	W	15-33	9,249	W3	Gill (27)	Johnson (13)	Graham (24)
49	2/13	118-127	@MIL	L	15-34	14,083	L1	Gill (30)	Johnson (13)	Ellis (30)
50	2/16	126-109	MIA	W	16-34	23,698	W1	Johnson (28)	Johnson (13)	Coles (16)
51	2/17	117-128	@IND	L	16-35	10,686	L1	Newman (26)	Johnson (10)	Person (30)
52	2/19	106-104	DEN	W	17-35	23,698	W1	Johnson (34)	Johnson/Gattison (8)	Williams (31)
53	2/21	110-113	@BOS	L	17-36	15,239	L1	Johnson (24)	Gattison (12)	Gamble (25)
54	2/22	130-110	ORL	W	18-36	23,698	W1	Gattison/Curry (24)	Reid (11)	Catledge (23)
55	2/25	94-82	MIL	W	19-36	23,698	W2	Gattison (23)	Reid (10)	Brickowski/Malone (13)
56	2/27	136-84	PHI	W	20-36	23,698	W3	Frederick (20)	Frederick (10)	Payne (24)
57	2/29	121-119	IND	W	21-36	23,698	W4	Johnson (27)	Gill (12)	Person (34)
58	3/4	119-110	@MIL	W	22-36	13,887	W5	Johnson/Gill (25)	Johnson (9)	Brickowski/Ellis (20)
59	3/7	78-107	@NYK	L	22-37	18,872	L1	Gill (25)	Johnson/Gill (7)	Ewing (20)
60	3/10	105-96	MIN	W	23-37	23,698	W1	Gill (28)	Johnson (23)	West (23)
61	3/11	120-105	@DAL	W	24-37	15,727	W2	Gill (26)	Johnson (18)	Iuzzolino (23)
62	3/13	100-118	@HOU	L	24-38	16,266	L1	Gill (26)	Gattison (12)	K. Smith (26)
63	3/16	117-112	@SAS	W	25-38	16,057	W1	Johnson (27)	Johnson (10)	Robinson (31)
64	3/19	*123-116	@PHI	W	26-38	12,258	W2	Johnson (34)	Johnson (14)	Hawkins (27)
65	3/20	110-112	ATL	L	26-39	23,698	L1	Johnson (28)	Johnson (19)	Graham (23)
66	3/22	113-101	DET	W	27-39	23,698	W1	Johnson (22)	Gattison (6)	Dumars (23)
67	3/23	120-123	@NUN	L	27-40	10,011	L1	Johnson/Gill (24)	Johnson (10)	Coleman (37)
68	3/25	113-108	SAS	W	28-40	23,698	W1	Gill (28)	Reid/Gattison (11)	Cummings (34)
69	3/27	115-121	CLE	L	28-41	23,698	L1	Gill/Curry (29)	Reid (7)	Daugherty (4)
70	3/28	97-113	@WAS	L	28-42	17,522	L2	Johnson (19)	Reid (12)	Eackles (34)
71	3/30	123-112	@ORL	W	29-42	23,698	W1	Curry (22)	Johnson (7)	Bowie (27)
72	4/1	94-100	@CHI	L	29-43	18,362	L1	Gill (32)	Johnson (10)	Jordan (31)
73	4/2	96-117	NYK	L	29-44	23,698	L2	Frederick/Gattison (16)	Reid (7)	Ewing (25)
74	4/4	118-109	WAS	W	30-44	23,698	W1	Johnson (12)	Johnson (12)	Eackles (30)
75	4/7	110-135	@ORL	L	30-45	15,151	L1	Newman (22)	Johnson (11)	Higgins (29)
76	4/9	134-141	@CLE	L	30-46	15,265	L2	Gill (29)	Gill (9)	Nance (26)
77	4/10	106-125	@DET	L	30-47	21,454	L3	Gill (25)	Johnson (11)	Dumars (32)
78	4/12	102-128	BOS	L	30-48	23,698	L4	Reid (17)	Johnson (9)	Lewis (35)
79	4/14	96-123	@IND	L	30-49	16,530	L5	Johnson (22)	Reid/Johnson (8)	Schrempf (23)
80	4/15	115-107	CLE	W	31-49	23,698	W1	Gill (28)	Gill (11)	Daugherty (18)
81	4/17	112-122	PHI	L	31-50	23,698	L1	Johnson (25)	Johnson (13)	Gilliam (30)
82	4/19	107-130	@MIN	L	31-51	19,006	L2	Johnson (27)	Johnson (16)	Campbell (23)

* Denotes number of overtime periods



1990-91 FINAL ROSTER



Record: 26-56 **Home:** 17-24 **Road:** 9-32 **Overtime:** 2-2 **Eastern:** 17-37 **Western:** 9-19

No.	Player	Pos.	Ht.	Wt.	Birthdate	College	Yrs Pro
1	Tyrone Bogues	G	5-3	144	1/9/65	Wake Forest	3
3	Rex Chapman	G	6-4	196	10/5/67	Kentucky	2
30	Dell Curry	G	6-5	208	6/25/64	Virginia Tech	4
33	Kenny Gattison	F	6-8	249	5/23/64	Old Dominion	4
13	Kendall Gill	G	6-5	204	5/25/68	Illinois	R
42	Mike Gminski	C	6-11	255	8/3/59	Duke	10
4	Scott Haffner	G	6-3	180	2/2/66	Evansville	1
31	Randolph Keys	F	6-7	215	4/19/66	Southern Mississippi	2
45	Eric Leckner	C	6-11	265	5/27/66	Wyoming	2
22	Johnny Newman	F	6-7	197	11/28/63	Richmond	4
34	J.R. Reid	F/C	6-9	263	3/31/68	North Carolina	1
55	Steve Scheffler	C	6-9	253	7/3/67	Purdue	R
7	Kelly Tripucka	F	6-6	228	2/16/59	Notre Dame	9

Head Coach: Gene Littles (High Point)

Athletic Trainer: Terry Kofler (Xavier)

Assistant Coaches: Mike Pratt (Kentucky), Tom Nissalke (Florida State)

Player	G	GS	MIN	FG	FBA	PCT	3FG	FGBA	PCT	FT	FTA	PCT	OFF	DEF	TOT	AST	PF	DQ	STL	TO	BLK	PTS	AVG
Gilliam	25	25	949	195	380	.513	0	0	--	104	128	.813	86	148	234	27	65	1	34	64	21	494	19.8
Newman	81	81	2477	478	1017	.470	30	84	.357	385	476	.809	94	160	254	188	278	7	100	189	17	1371	16.9
Chapman	70	68	2100	410	922	.445	48	148	.324	234	282	.830	45	146	191	250	167	1	73	131	16	1102	15.7
Gminski (CHA)	50	50	1405	248	524	.473	1	6	.167	75	95	.789	115	266	381	60	58	0	24	54	22	572	11.4
Reid	80	80	2467	360	773	.466	0	2	.000	182	259	.703	154	348	502	89	286	6	87	153	47	902	11.3
Gill	82	36	1944	376	836	.450	2	14	.143	152	182	.835	105	158	263	303	186	0	104	163	39	906	11.0
Curry	76	14	1515	337	715	.471	32	86	.372	96	114	.842	47	152	199	166	125	0	75	80	25	802	10.6
Gattison	72	6	1552	243	457	.532	0	2	.000	164	248	.661	136	243	379	44	211	3	48	102	67	650	9.0
Bogues	81	46	2299	241	524	.460	0	12	.000	86	108	.796	58	158	216	669	160	2	137	120	3	568	7.0
Tripucka	77	1	1289	187	412	.454	15	45	.333	152	167	.910	46	130	176	159	130	0	33	92	13	541	7.0
Leckner (CHA)	40	2	744	92	198	.465	0	0	--	46	84	.548	55	153	208	21	123	3	10	44	11	230	5.8
Sanders	3	0	43	6	14	.429	0	0	--	1	2	.500	3	6	9	1	6	0	1	1	1	13	4.3
Keys	44	0	473	59	145	.407	3	14	.214	19	33	.576	40	60	100	18	93	0	22	35	15	140	3.2
Haffner	7	0	50	8	21	.381	0	1	.000	1	2	.500	2	2	4	9	4	0	3	4	1	17	2.4
Hoppen	19	0	112	18	32	.563	0	1	.000	8	10	.800	14	16	30	3	18	0	2	12	1	44	2.3
Cureton	9	1	159	8	24	.333	0	1	.000	1	3	.333	6	30	36	3	16	0	0	6	3	17	1.9
Scheffler	39	0	227	20	39	.513	0	0	--	19	21	.905	21	24	45	9	20	0	6	4	2	59	1.5
CHARLOTTE	82	--	19805	3286	7033	.467	131	417	.314	1725	2214	.779	1027	2200	3227	2019	1946	23	759	1290	304	8428	102.8
OPPONENTS	82	--	19805	3408	6915	.493	158	500	.316	1884	2441	.772	1151	2514	3665	2144	1841	19	675	1406	480	8858	108.0



G	Date	Score	Opp	W/L	Record	Atten.	Streak	Charlotte High Scorer	Charlotte High Rebounder	Opponent High Scorer
1	11/2	*130-134	NYK	L	0-1	24,101	L1	Gilliam (23)	Gilliam (11)	Ewing (38)
2	11/3	104-97	@ORL	W	1-1	15,077	W1	Gilliam (19)	Gilliam (13)	Anderson (27)
3	11/6	113-105	NUN	W	2-1	23,901	W2	Gilliam (27)	Gilliam (14)	Thous (26)
4	11/7	89-100	@CLE	L	2-2	16,154	L1	Chapman (17)	Gilliam (8)	Doug/Nan (21)
5	11/9	77-106	@MIN	L	2-3	19,006	L2	Newman (16)	Reid (10)	Campbell (26)
6	11/10	86-105	@CHI	L	2-4	18,676	L3	Bogues (14)	Gilliam (11)	Jordan (23)
7	11/13	120-105	WAS	W	3-4	23,901	W1	Gilliam (39)	Gilliam (12)	King (34)
8	11/14	126-135	@BOS	L	3-5	14,890	L1	Chapman/Reid (26)	Gilliam/Reid (8)	Bird (45)
9	11/16	119-109	@ATL	W	4-5	11,042	W1	Gilliam (24)	Gilliam (11)	Wilkins (29)
10	11/17	112-100	CLE	W	5-5	23,901	W2	Newman (24)	Gattison (9)	Paddio (21)
11	11/19	101-109	@PHI	L	5-6	9,728	L1	Newman (22)	Reid (11)	Barkley/Hawkins (31)
12	11/20	128-121	ATL	W	6-6	23,901	W1	Reid (23)	Gattison (17)	Wilkins (29)
13	11/23	100-116	MIA	L	6-7	23,901	L1	Newman/Reid (20)	Gattison (12)	Edwards (34)
14	11/24	125-112	@MIA	W	7-7	23,901	W1	Newman (30)	Keys/Gattison/Chapman (5)	Wagner (15)
15	11/28	*118-111	@MIL	W	8-7	23,901	W2	Chapman/Reid (21)	Gilliam (11)	Pierce (28)
16	12/1	96-113	@NYK	L	8-8	16,589	L1	Chapman (20)	Gattison/Chapman/Reid (5)	Ewing (50)
17	12/6	110-116	@HOU	L	8-9	13,001	L2	Gilliam (31)	Gilliam (8)	Olajuwon (39)
18	12/8	119-126	DEN	L	8-10	23,901	L3	Chapman (36)	Gattison (12)	Woolridge (33)
19	12/10	115-121	@NUN	L	8-11	6,012	L4	Chapman (24)	Reid (8)	Thous (26)
20	12/12	81-92	SAS	L	8-12	23,901	L5	Gilliam (16)	Reid (13)	Robinson (24)
21	12/15	97-100	HOU	L	8-12	23,901	L6	Chapman (28)	Reid/Gattison (9)	Olajuwon (24)
22	12/18	100-105	UTA	L	8-14	23,901	L7	Gilliam (23)	Reid (11)	Malone (30)
23	12/20	96-115	BOS	L	8-15	23,901	L8	Gilliam (26)	Gilliam (8)	Lewis (24)
24	12/21	114-137	@IND	L	8-16	10,175	L9	Newman (21)	Reid (8)	Person (34)
25	12/26	94-102	@DET	L	8-17	21,454	L10	Gilliam (27)	Gilliam (7)	Dumars (19)
26	12/27	96-105	POR	L	8-18	23,901	L11	Newman (27)	Gilliam (11)	Drexler (25)
27	12/29	109-100	ORL	W	9-18	23,901	W1	Gattison (19)	Gilliam (14)	Cattedge (24)
28	1/2	91-106	MIL	L	9-19	23,901	L1	Newman (19)	Gilliam (7)	Sikma (22)
29	1/3	108-118	@WAS	L	9-20	6,911	L2	Chapman (22)	Reid (20)	King (46)
30	1/5	111-103	LAC	W	10-20	23,901	W1	Reid (25)	Reid/Bogues (7)	Smith (25)
31	1/8	96-101	DET	L	10-21	23,901	L1	Gminski (20)	Reid (14)	Thomas (27)
32	1/10	101-59	SAC	W	11-21	23,901	W1	Newman (29)	Gminski (10)	Carr (21)
33	1/12	95-106	CHI	L	11-22	23,901	L1	Newman (20)	Gminski (6)	Jordan (33)
34	1/15	103-128	@LAL	L	11-23	16,858	L2	Newman (23)	Gminski (10)	Teague (27)
35	1/16	104-111	@DEN	L	11-24	11,275	L3	Chapman (23)	Chapman (11)	Davis (13)
36	1/18	117-110	@SAS	W	12-24	15,908	W1	Chapman (35)	Gminski (8)	Robinson (26)
37	1/19	95-110	@DAL	L	12-25	16,425	L1	Newman (40)	Gminski (12)	English (23)
38	1/22	90-92	NUN	L	12-26	23,901	L2	Newman (27)	Reid (15)	Coleman (27)
39	1/24	93-113	LAL	L	12-27	23,901	L3	Trippucka (23)	Trippucka/Gminski (7)	Worthy (24)
40	1/26	79-75	PHI	W	13-27	23,901	W1	Newman (24)	Reid/Gminski (10)	Anderson (18)
41	1/29	106-125	@CLE	L	13-28	11,978	L1	Newman (31)	Cureton (9)	Daugherty (26)
42	1/30	105-123	@IND	L	13-29	11,002	L2	Curry/Gill (26)	Gminski (11)	Miller (22)
43	2/1	92-91	BOS	W	14-29	23,901	W1	Gminski (18)	Reid (11)	Gamble (25)
44	2/3	111-120	@MIL	L	14-30	17,112	L1	Curry (24)	Curry (24)	Humphries (27)
45	2/4	93-100	SEA	L	14-31	23,901	L2	Gminski (14)	Gminski (9)	Johnson (34)
46	2/6	117-133	@BOS	L	14-32	14,890	L3	Curry (24)	Leckner (10)	McHale (26)
47	2/7	114-127	@ATL	L	14-33	10,671	L4	Chapman (25)	Gminski/Gattison (8)	Malone (25)
48	2/12	100-92	DAL	W	15-33	23,901	W1	Newman (21)	Gminski (21)	Blackman (22)
49	2/15	*103-106	MIL	L	15-34	23,901	L1	Newman (20)	Gattison (7)	Robertson (24)
50	2/16	82-94	@MIA	L	15-35	15,008	L2	Curry (16)	Leckner (12)	Seikaly/Douglas (28)
51	2/19	102-115	IND	L	15-36	23,901	L3	Gminski (19)	Reid (10)	Person (30)
52	2/22	122-114	DET	W	16-36	23,901	W1	Newman (27)	Gminski (7)	Dumars (35)
53	2/23	108-129	@CHI	L	16-37	18,676	L1	Gill (20)	Leckner (11)	Pippen (43)
54	2/25	108-128	@PHX	L	16-38	14,487	L2	Gill (28)	Reid/Gattison (5)	Chambers (30)
55	2/27	96-90	@SAC	W	17-38	17,014	W1	Newman/Reid (18)	Gminski (13)	Simmons (30)
56	3/1	105-122	@SEA	L	17-39	13,230	L1	Curry (24)	Gminski (7)	Pierce (25)
57	3/2	108-121	@GSW	L	17-40	15,025	L2	Chapman (22)	Curry/Gill (6)	Mullin (35)
58	3/4	93-126	PHX	L	17-41	23,901	L3	Gill (14)	Reid (7)	Majerle (21)
59	3/5	101-112	@IND	L	17-42	8,368	L4	Reid (21)	Gattison/Reid (6)	Miller (22)
60	3/9	107-98	@MIL	W	18-42	18,633	W1	Newman (27)	Leckner (11)	Humphries (27)
61	3/12	100-103	WAS	L	18-43	23,901	L1	Newman (22)	Reid/Gill (6)	Elison (28)
62	3/13	83-94	@DET	L	18-44	21,454	L2	Reid/Gminski (14)	Gminski (9)	Dumars (26)
63	3/15	92-105	CHI	L	18-45	23,901	L3	Newman (15)	Leckner (8)	Jordan (34)
64	3/17	121-108	@NUN	W	19-45	9,015	W1	Gill/Trippucka (20)	Reid/Trippucka/Gminski (7)	Bowie (21)
65	3/19	79-97	NYK	L	19-46	23,901	L1	Chapman (22)	Chapman (6)	Ewing (41)
66	3/21	94-100	@UTA	L	19-47	12,616	L2	Newman (21)	Reid (12)	K. Malone (31)
67	3/22	100-106	@LAC	L	19-48	13,752	L3	Chapman (24)	Gminski (10)	Harper (26)
68	3/24	102-117	@POR	L	19-49	12,884	L4	Chapman (15)	Gminski (13)	Drexler (27)
69	3/26	97-94	GSW	W	20-49	23,901	W1	Chapman (17)	Gattison (12)	Mullin (23)
70	3/28	94-90	PHI	W	21-49	23,901	W2	Newman (18)	Gattison (11)	Hawkins (26)
71	3/29	107-124	@PHI	L	21-50	17,112	L1	Newman (23)	Leckner (8)	Hawkins (37)
72	3/31	102-92	@WAS	W	22-50	6,711	W1	Gill (24)	Gminski (8)	Elison (22)
73	4/2	78-83	DET	L	22-51	23,901	L1	Chapman (16)	Gminski (16)	Dumars (24)
74	4/4	98-91	ATL	W	23-51	23,901	W1	Newman (20)	Leckner (10)	Wilkins (26)
75	4/5	101-104	CLE	L	23-52	12,685	L1	Reid (26)	Reid (11)	Enlo (22)
76	4/7	100-102	@CLE	L	23-53	23,901	L2	Gattison (19)	Gminski (9)	Nance (32)
77	4/9	120-122	IND	L	23-54	23,901	L3	Chapman (20)	Reid (12)	Schrempf (23)
78	4/12	**111-110	MIN	W	24-54	23,901	W1	Newman (25)	Gminski (14)	Campbell (34)
79	4/16	92-87	MIA	W	25-54	23,901	W2	Curry (19)	Gminski (12)	Douglas (23)
80	4/17	123-111	@ATL	W	26-54	12,783	W3	Curry (20)	Gattison (8)	Wilkins (20)
81	4/19	99-115	CHI	L	26-55	23,901	L1	Curry (17)	Gattison (8)	Jordan (41)
82	4/20	102-108	@NYK	L	26-56	15,476	L2	Newman (21)	Leckner (12)	Ewing (26)

* Denotes number of overtime periods

FRONT OFFICE

BALL OPS

PLAYERS

13-14 REVIEW

HISTORY

RECORDS

PLAYOFFS

NBA

MISC.



1989-90 FINAL ROSTER

FRONT OFFICE

BBALL OPS

PLAYERS

13-14 REVIEW

HISTORY

RECORDS

PLAYOFFS

NBA

MISC.



Record: 19-63 **Home:** 13-28 **Road:** 6-35 **Overtime:** 2-1 **Eastern:** 6-20 **Western:** 13-43

No.	Player	Pos.	Ht.	Wt.	Birthdate	College	Yrs Pro
35	Richard Anderson	F	6-10	240	11/19/60	Cal-Santa Barbara	5
1	Tyrone Bogues	G	5-3	140	1/9/65	Wake Forest	2
3	Rex Chapman	G	6-4	185	10/5/67	Kentucky	1
30	Dell Curry	G	6-5	195	6/25/64	Virginia Tech	3
33	Kenny Gattison	F	6-8	252	5/23/64	Old Dominion	3
45	Armon Gilliam	F	6-9	245	5/28/64	UNLV	2
6	Michael Holton	G	6-4	185	8/4/61	UCLA	5
42	Dave Hoppen	C	6-11	240	3/13/64	Nebraska	2
31	Randolph Keys	F	6-7	195	4/19/66	Southern Mississippi	1
11	Ralph Lewis	G	6-6	200	3/28/63	LaSalle	2
34	J.R. Reid	F/C	6-9	256	3/31/68	North Carolina	R
50	Robert Reid	G/F	6-8	205	8/30/55	St. Mary's	11
32	Brian Rowsom	F	6-10	230	10/23/65	UNC-Wilmington	2
7	Kelly Tripucka	F	6-6	225	2/16/59	Notre Dame	8
21	Michael Williams	G	6-2	175	7/23/66	Baylor	1

Head Coach: Gene Littles (High Point)

Athletic Trainer: Terry Kofler (Xavier)

Assistant Coaches: Mike Pratt (Kentucky)

Player	G	GS	MIN	FG	FBA	PCT	3FG	FGBA	PCT	FT	FTA	PCT	OFF	DEF	TOT	AST	PF	DQ	STL	TO	BLK	PTS	AVG
Gilliam (CHA)	60	59	2159	432	819	.527	0	2	.000	264	363	.727	185	344	529	91	184	4	63	166	46	1128	18.8
Chapman	54	52	1762	377	924	.408	47	142	.331	144	192	.750	52	127	179	132	113	0	46	100	6	945	17.5
Curry	67	13	1860	461	990	.466	52	147	.354	96	104	.923	31	137	168	159	148	0	98	100	26	1070	16.0
Tripucka	79	73	2404	442	1029	.430	38	104	.365	310	351	.883	82	240	322	224	220	1	75	176	16	1232	15.6
Reid	82	82	2757	358	814	.440	0	5	.000	192	289	.664	199	492	691	101	292	7	92	172	54	908	11.1
Keys (CHA)	32	5	723	142	319	.445	12	33	.364	40	58	.690	48	68	116	49	107	1	30	37	6	336	10.5
Bogues	81	65	2743	326	664	.491	5	26	.192	106	134	.791	48	159	207	867	168	1	166	146	3	763	9.4
Rambis	16	16	448	58	116	.500	0	1	.000	30	55	.545	48	72	120	28	45	0	32	29	10	146	9.1
Williams (CHA)	22	1	303	58	109	.532	0	3	.000	35	44	.795	11	20	31	77	39	0	22	28	1	151	6.9
Reid (CHA)	60	27	1117	162	414	.391	9	29	.310	50	78	.641	33	110	143	82	136	0	36	44	14	383	6.4
Gattison	63	2	941	148	269	.550	1	1	1.000	75	110	.682	75	122	197	39	150	1	35	67	31	372	5.9
Rowsom	44	2	559	78	179	.436	1	2	.500	68	83	.819	44	87	131	22	58	0	18	25	11	225	5.1
Anderson	54	2	604	88	211	.417	37	100	.370	18	23	.783	33	94	127	55	64	0	20	26	9	231	4.3
Hoppen	10	2	135	16	41	.390	0	0	--	8	10	.800	19	17	36	6	26	0	2	8	1	40	4.0
Sichting	34	8	469	50	119	.420	3	12	.250	15	18	.833	3	16	19	92	39	0	16	22	2	118	3.5
Lewis (CHA)	3	0	20	4	6	.667	0	0	--	2	2	1.00	4	2	6	0	2	0	1	1	0	10	3.3
Turner (CHA)	8	0	84	9	25	.360	0	1	.000	4	4	1.00	1	2	3	20	5	0	7	8	0	22	2.8
Gray	39	1	466	38	82	.463	0	2	.000	25	39	.641	38	93	131	17	64	0	12	19	24	101	2.6
Dozier	9	0	92	9	27	.333	0	1	.000	4	8	.500	7	8	15	3	10	0	6	7	2	22	2.4
Holton	16	0	109	14	26	.538	0	0	--	1	2	.500	1	1	2	16	19	0	1	13	0	29	1.8
CHARLOTTE	82	--	19755	3270	7183	.455	205	611	.336	1487	1967	.756	962	2211	3173	2080	1889	15	778	1226	262	8232	100.4
OPPONENTS	82	--	19755	3438	6922	.497	132	421	.314	1865	2380	.784	1063	2723	3786	2066	1754	11	638	1376	384	8873	108.2



G	Date	Score	Opp	W/L	Record	Atten.	Streak	Charlotte		Opponent
								High Scorer	High Rebounder	High Scorer
1	11/3	96-116	WAS	L	0-1	23,901	L1	J.R. Reid (20)	J.R. Reid (7)	Malone (28)
2	11/7	88-128	@SEA	L	0-2	9,521	L2	Chapman (19)	Rambis (7)	McDaniel/Ellis (23)
3	11/8	86-102	@UTA	L	0-3	12,616	L3	Trippuca (24)	Rambis (12)	Malone (26)
4	11/10	100-106	@LAL	L	0-4	17,505	L4	Chapman (27)	R. Reid (20)	Scott (33)
5	11/11	104-115	@GSW	L	0-5	15,025	L5	Chapman (23)	Chapman/J.R. Reid/Rambis (5)	Mullin (34)
6	11/14	130-116	PHI	W	1-5	23,901	W1	J.R. Reid (25)	J.R. Reid (20)	Reynolds (22)
7	11/15	96-109	@PHL	L	1-6	10,004	L1	Chapman/Trippuca (22)	Trippuca (10)	Barkley (29)
8	11/17	99-98	GSW	W	2-6	23,901	W1	Rambis (21)	R. Reid (9)	Mullin (27)
9	11/21	87-98	MIA	L	2-7	23,901	L1	Chapman (28)	R. Reid (13)	Thompson (23)
10	11/24	81-85	HOU	L	2-8	23,901	L2	Curry (16)	Gray/Ransom (6)	Olajuwon (25)
11	11/25	81-73	MIN	W	3-8	23,901	W1	Chapman (21)	J.R. Reid (18)	Campbell (24)
12	11/27	108-119	@NYK	L	3-9	14,598	L1	Chapman (38)	Hoppen (6)	Newman/Ewing (23)
13	11/29	83-102	@DAL	L	3-10	15,780	L2	Trippuca (19)	Rambis (10)	Blackman (22)
14	11/30	101-113	@HOU	L	3-11	15,043	L3	Trippuca (22)	J.R. Reid (7)	Wiggins (24)
15	12/2	110-118	@SAS	L	3-12	13,371	L4	Chapman (25)	J.R. Reid/Chapman (6)	Robinson (32)
16	12/5	101-114	BOS	L	3-13	23,901	L5	Chapman/J.R. Reid/Bogues (20)	J.R. Reid (13)	McHale (20)
17	12/7	86-96	POR	L	3-14	23,901	L6	Chapman (24)	J.R. Reid (14)	Dexler (25)
18	12/9	93-106	DEN	L	3-15	23,901	L7	Trippuca (23)	Rambis (13)	English (25)
19	12/12	89-103	LAL	L	3-16	23,901	L8	Curry (23)	Rambis (15)	Johnson/Worthy (27)
20	12/14	101-105	@WAS	L	3-17	5,833	L9	Chapman (23)	J.R. Reid (13)	Eackles (12)
21	12/16	104-115	@CHI	L	3-18	17,930	L10	Chapman (23)	Chapman/Gilliam (8)	Jordan (33)
22	12/19	102-97	DAL	W	4-18	23,901	W1	Chapman (27)	Gilliam (12)	Perkins (24)
23	12/22	100-114	UTA	L	4-19	23,901	L1	Chapman (28)	Gilliam (8)	Malone (52)
24	12/26	82-107	SAS	L	4-20	23,901	L2	Curry (17)	Gray (10)	Cummings (32)
25	12/28	94-92	CLE	W	5-20	23,901	W1	Trippuca (25)	Gilliam (12)	Nance (27)
26	12/30	111-92	HOU	W	6-20	23,901	W2	Gilliam (24)	Gilliam (15)	Thorpe (24)
27	1/4	98-100	@MIN	L	6-21	23,415	L1	Gilliam (26)	J.R. Reid (14)	Campbell (25)
28	1/6	117-111	IND	W	7-21	23,901	W1	Gilliam (28)	Gilliam (12)	Schrempf (23)
29	1/8	113-126	@MIL	L	7-22	14,178	L1	Gilliam (25)	J.R. Reid (18)	Anderson (28)
30	1/9	98-108	LAL	L	7-23	23,901	L2	Curry (23)	J.R. Reid (10)	Harper (25)
31	1/11	101-109	@NUN	L	7-24	7,941	L3	Trippuca (22)	Gilliam (9)	Short (29)
32	1/12	95-107	CHI	L	7-25	23,901	L4	Gilliam (26)	J.R. Reid (12)	Jordan (45)
33	1/15	108-115	@PHX	L	7-26	13,643	L5	Gilliam (30)	Gilliam (16)	Chambers (40)
34	1/16	98-106	@LAC	L	7-27	10,120	L6	Trippuca (30)	J.R. Reid (10)	Harper (23)
35	1/18	110-108	@DEN	W	8-27	7,965	W1	Trippuca (28)	Gilliam (10)	English (28)
36	1/19	93-116	UTA	L	8-28	12,616	L1	Curry (23)	Gray (11)	Malone (32)
37	1/21	100-115	@POR	L	8-29	12,884	L2	J.R. Reid (18)	J.R. Reid (12)	Kersey (26)
38	1/23	101-106	ATL	L	8-30	23,901	L3	Gilliam (29)	J.R. Reid (14)	Malone (29)
39	1/25	97-124	PHX	L	8-31	23,901	L4	Trippuca (21)	J.R. Reid (13)	Johnson (25)
40	1/27	85-92	SAC	L	8-32	23,901	L5	Curry (21)	J.R. Reid (15)	Tisdale (28)
41	1/31	95-129	@SAS	L	8-33	13,276	L6	Gilliam (19)	Gilliam (9)	Cummings (52)
42	2/2	107-118	SAC	L	8-34	23,901	L7	Curry (22)	Gilliam (16)	Cummings (29)
43	2/5	100-101	SEA	L	8-35	23,901	L8	Gilliam (22)	J.R. Reid (9)	McDaniel (22)
44	2/7	125-146	@BOS	L	8-36	14,890	L9	Gilliam (26)	Gilliam (7)	McHale (31)
45	2/8	74-94	UTA	L	8-37	23,901	L10	Curry (18)	Gilliam/J.R. Reid (9)	Bailey (22)
46	2/13	105-128	@IND	L	8-38	9,536	L11	Chapman (20)	Gilliam (7)	Person/Miller (23)
47	2/14	86-95	@MIN	L	8-39	17,391	L12	Curry (19)	Gilliam (11)	Campbell (33)
48	2/16	113-107	DEN	W	9-39	23,901	W1	R. Reid/Gilliam (19)	J.R. Reid (8)	Lever (26)
49	2/18	70-85	SEA	L	9-40	23,901	L1	Gilliam (22)	Gilliam (8)	McDaniel (20)
50	2/20	94-104	POR	L	9-41	23,901	L2	Chapman (24)	Trippuca (8)	Petrovic/Porter (22)
51	2/23	100-104	MIL	L	9-42	23,901	L3	Gilliam (23)	Gilliam (12)	Pierce (31)
52	2/25	82-106	@CLE	L	9-43	16,178	L4	Gilliam (28)	Gilliam (14)	Nance (24)
53	2/27	109-115	@ORL	L	9-44	15,077	L5	J.R. Reid (23)	Gilliam (13)	Thesus (31)
54	3/1	*118-109	LAL	W	10-44	23,901	W1	Chapman/Gilliam (21)	Gilliam (11)	Smith (29)
55	3/3	103-104	SAC	L	10-45	23,901	L1	Bogues (22)	J.R. Reid (14)	Tisdale (25)
56	3/5	117-138	@GSW	L	10-46	15,025	L2	Chapman/Keys (17)	Gilliam (9)	Richmond (30)
57	3/6	96-122	@DEN	L	10-47	7,712	L3	Chapman (22)	Chapman (9)	Schayes (23)
58	3/8	102-111	@SAC	L	10-48	17,014	L4	Chapman (38)	J.R. Reid (8)	Tisdale (33)
59	3/11	88-98	DET	L	10-49	23,901	L5	Curry (21)	J.R. Reid (10)	Edwards/Dumars (21)
60	3/12	102-107	LAL	L	10-50	23,901	L6	Trippuca (31)	Trippuca (10)	Worthy (26)
61	3/14	100-103	@SEA	L	10-51	8,115	L7	Trippuca (27)	J.R. Reid (9)	Farmer (26)
62	3/16	109-114	@POR	L	10-52	12,884	L8	Bogues (20)	J.R. Reid (7)	Duckworth (24)
63	3/18	108-97	@LAC	W	11-52	10,890	W1	Trippuca (30)	Gilliam (11)	Smith (24)
64	3/20	97-109	@LAL	L	11-53	17,505	L1	Gilliam (25)	J.R. Reid (9)	Scott (21)
65	3/21	*115-114	@PHX	W	12-53	14,487	W1	Curry (28)	J.R. Reid (11)	Chambers (36)
66	3/23	106-93	NYK	W	13-53	23,901	W2	Gilliam (26)	Gilliam (12)	Ewing (32)
67	3/24	109-122	@ATL	L	13-54	16,371	L1	Gilliam (24)	Gilliam (8)	Wilkins (38)
68	3/26	97-83	NUN	W	14-54	23,901	W1	Gilliam (28)	Gilliam (11)	Short (23)
69	3/28	97-106	@DET	L	14-55	21,454	L1	Bogues/Curry (15)	Keys (6)	Edwards (22)
70	3/29	92-105	PHX	L	14-56	23,901	L2	Gilliam (21)	J.R. Reid (11)	Chambers (29)
71	3/31	115-103	@SAC	W	15-56	17,014	W1	Gilliam (27)	J.R. Reid (12)	Tisdale (25)
72	4/3	104-127	@UTA	L	15-57	12,616	L1	Trippuca/Curry (18)	Gilliam (8)	Malone (36)
73	4/4	116-112	@DEN	W	16-57	10,867	W1	Trippuca (23)	Gilliam (8)	English (29)
74	4/6	108-93	MIN	W	17-57	23,901	W2	Trippuca (21)	Gilliam (14)	Corbin/Campbell (22)
75	4/8	110-109	GSW	W	18-57	23,901	W3	Gilliam (19)	Gilliam (14)	Teagle (23)
76	4/10	112-115	HOU	L	18-58	23,901	L1	Curry (21)	J.R. Reid (14)	Olajuwon (27)
77	4/12	110-117	@HOU	L	18-59	16,198	L2	Gilliam (30)	J.R. Reid (9)	Olajuwon (34)
78	4/14	102-109	PHI	L	18-60	23,901	L3	Trippuca (21)	Gilliam (9)	Barkley (32)
79	4/16	101-110	SAS	L	18-61	23,901	L4	Trippuca (24)	Gatission (11)	Anderson (28)
80	4/18	98-91	@MIA	W	19-61	15,008	W1	Trippuca (26)	Gilliam/J.R. Reid (9)	Rice (23)
81	4/19	102-111	@DAL	L	19-62	23,901	L1	Gilliam (20)	Anderson (10)	Blackman (21)
82	4/22	107-118	@DAL	L	19-63	17,007	L2	Trippuca (24)	J.R. Reid (11)	Perkins (17)

* Denotes number of overtime periods



1988-89 FINAL ROSTER



Record: 20-62 **Home:** 12-29 **Road:** 8-33 **Overtime:** 1-3 **Eastern:** 12-44 **Western:** 8-18

No.	Player	Pos.	Ht.	Wt.	Birthdate	College	Yrs Pro
1	Tyrone Bogues	G	5-3	140	1/9/65	Wake Forest	1
3	Rex Chapman	G	6-4	185	10/5/67	Kentucky	R
25	Earl Cureton	F	6-9	215	7/3/57	Detroit	8
30	Dell Curry	G	6-5	195	6/25/64	Virginia Tech	2
6	Michael Holton	G	6-4	185	8/4/61	UCLA	4
42	Dave Hoppen	C	6-11	235	3/13/64	Nebraska	1
41	Tim Kempton	C	6-10	245	1/25/64	Notre Dame	1
32	Greg Kite	C	6-11	250	8/5/61	Brigham Young	5
35	Sidney Lowe	G	6-0	195	1/21/60	North Carolina State	3
31	Kurt Rambis	F	6-8	213	2/25/58	Santa Clara	7
50	Robert Reid	G/F	6-8	205	8/30/55	St. Mary's	10
45	Brian Rowsom	F	6-10	230	10/23/65	UNC-Wilmington	1
7	Kelly Tripucka	F	6-6	225	2/16/59	Notre Dame	7

Head Coach: Dick Harter (Pennsylvania)

Head Athletic Trainer: Terry Kofler (Xavier)

Assistant Coaches: Ed Badger (Iowa), Gene Littles (High Point)

Player	G	GS	MIN	FG	FBA	PCT	3FG	FGBA	PCT	FT	FTA	PCT	OFF	DEF	TOT	AST	PF	DQ	STL	TO	BLK	PTS	AVG
Kelly Tripucka	71	65	2302	568	1215	.467	30	84	.357	440	508	.866	79	188	267	224	196	0	88	236	16	1606	22.6
Rex Chapman	75	44	2219	526	1271	.414	60	191	.314	155	195	.795	74	113	187	176	167	1	70	113	25	1267	16.9
Robert Reid	82	54	2152	519	1214	.428	17	52	.327	152	196	.776	82	220	302	153	235	2	53	106	20	1207	14.7
Dell Curry	48	0	813	256	521	.491	19	55	.345	40	46	.870	26	78	104	50	68	0	42	44	4	571	11.9
Kurt Rambis	75	75	2233	325	627	.518	0	3	.000	182	248	.734	269	434	703	159	208	4	100	148	57	832	11.1
Michael Holton	67	60	1696	215	504	.427	3	14	.214	120	143	.839	30	75	105	424	165	0	66	119	12	553	8.3
Brian Rowsom	34	0	517	80	162	.494	1	1	1.00	65	81	.802	56	81	137	24	69	1	10	18	12	226	6.6
Earl Cureton	82	41	2047	233	465	.501	0	1	.000	66	123	.537	188	300	488	130	230	3	50	114	61	532	6.5
Dave Hoppen	77	36	1419	199	353	.564	1	2	.500	101	139	.727	123	261	384	57	239	4	25	77	21	500	6.5
Tim Kempton	79	0	1341	171	335	.510	0	1	.000	142	207	.686	91	213	304	102	215	3	41	121	14	484	6.1
Tyrone Bogues	79	21	1755	178	418	.426	1	13	.077	66	88	.750	53	112	165	620	141	1	111	124	7	423	5.4
Rickey Green	33	2	370	57	132	.432	1	5	.200	13	14	.929	4	19	23	82	16	0	18	28	0	128	3.9
Ralph Lewis	42	0	336	58	121	.479	1	3	.333	19	39	.487	35	26	61	15	28	0	11	24	3	136	3.2
Greg Kite (CHA)	12	12	213	16	30	.533	0	0	--	6	10	.600	15	38	53	7	43	1	4	12	8	38	3.2
Tom Tolbert	14	0	117	17	37	.459	0	3	.000	6	12	.500	7	14	21	7	20	0	2	2	4	40	2.9
Sidney Lowe	14	0	250	8	25	.320	0	2	.000	7	11	.636	6	28	34	93	28	0	14	9	0	23	1.6
CHARLOTTE	82	--	19780	3426	7430	.461	134	430	.312	1580	2060	.767	1138	2200	3338	2323	2068	20	705	1318	264	8566	104.5
OPPONENTS	82	--	19780	3555	7113	.500	115	399	.288	2040	2629	.776	1191	2621	3812	2061	1791	10	710	1425	441	9265	113.0



G	Date	Score	Opp	W/L	Record	Atten.	Streak	Charlotte		Opponent
								High Scorer	High Rebounder	High Scorer
1	11/4	93-133	CLE	L	0-1	23,338	L1	Tripucka/Rambis (16)	Rambis (6)	Harper (22)
2	11/5	85-94	@DET	L	0-2	21,454	L2	Rowsum (16)	Rambis (8)	Dantley (18)
3	11/8	117-105	LAC	W	1-2	18,865	W1	Tripucka (24)	Rambis (14)	Dailey (18)
4	11/11	87-95	@WAS	L	1-3	12,731	L1	Reid (23)	Rambis (9)	Malone (21)
5	11/12	111-132	@ATL	L	1-4	16,155	L2	Tripucka (18)	Rowsum/Tripucka (7)	Theus (27)
6	11/15	99-106	NUN	L	1-5	21,748	L3	Tripucka (25)	Cureton (9)	McGee (26)
7	11/17	93-104	@DAL	L	1-6	16,512	L4	Rambis (10)	Rambis (10)	Aguires (26)
8	11/19	107-105	@SAS	W	2-6	10,863	W1	Tripucka (31)	Hoppen (9)	Robinson/W. Anderson (24)
9	11/22	93-99	DET	L	2-7	23,388	L1	Reid (19)	Rambis (14)	Dumars (26)
10	11/23	109-114	@BOS	L	2-8	14,890	L2	Tripucka (23)	Rambis/Reid (6)	McHale (26)
11	11/25	116-123	@PHI	L	2-9	10,588	L3	Tripucka (33)	Hoppen (9)	Barkley (37)
12	11/26	113-120	WAS	L	2-10	23,388	L4	Reid (25)	Kempton (9)	Malone (29)
13	11/29	99-84	MIA	W	3-10	23,388	W1	Chapman (22)	Kempton/Rambis (8)	Washington (18)
14	12/1	109-107	PHI	W	4-10	21,716	W2	Tripucka (25)	Rambis (9)	Barkley (31)
15	12/3	104-108	HOU	L	4-11	16,611	L1	Tripucka (30)	Kempton (9)	Woodson (29)
16	12/9	96-95	NUN	W	5-11	23,388	W1	Tripucka (30)	Rambis/ Reid (8)	Carroll (21)
17	12/10	*112-121	@NUN	L	5-12	9,460	L1	Tripucka (31)	Cureton (8)	Hinson (23)
18	12/13	104-115	@IND	L	5-13	8,670	L2	Tripucka (26)	Rambis (9)	Miller (22)
19	12/14	115-106	IND	W	6-13	22,601	W1	Tripucka (40)	Rambis (13)	Tisdale/Smits (19)
20	12/16	98-107	DAL	L	6-14	23,388	L1	Tripucka (21)	Rambis (21)	Aguires (24)
21	12/17	91-100	@DET	L	6-15	21,454	L2	Tripucka (18)	Kempton (7)	Thomas (25)
22	12/20	115-125	@MIL	L	6-16	15,075	L3	Tripucka (21)	Reid (8)	Cummi (37)
23	12/21	100-112	MIL	L	6-17	23,010	L4	Tripucka (30)	Rambis (8)	Cummings (32)
24	12/23	103-101	CHI	W	7-17	23,388	W1	Tripucka (30)	Cureton (9)	Jordan (33)
25	12/26	95-97	HOU	L	7-18	23,388	L1	Reid (25)	Cureton (10)	Olajuwon (15)
26	12/28	98-112	@CLE	L	7-19	17,353	L2	Reid (19)	Cureton (6)	Harper (19)
27	12/30	122-111	@NYK	W	8-19	23,388	W1	Reid (23)	Rambis (16)	Ewing (25)
28	1/3	106-109	NUN	L	8-20	23,388	L1	Chapman (21)	Rambis (16)	Hinson/Carroll (22)
29	1/4	86-109	@WAS	L	8-21	4,832	L2	Rambis (16)	Rambis (14)	Cattedge (21)
30	1/6	92-115	@BOS	L	8-22	14,390	L3	Tripucka (25)	Cureton (10)	Ainge (25)
31	1/7	107-104	WAS	W	9-22	23,388	W1	Tripucka (32)	Rambis (14)	King (20)
32	1/9	92-114	UTA	L	9-23	23,388	L1	Tripucka (19)	Cureton (9)	Malone (38)
33	1/11	101-105	CHI	L	9-24	23,388	L2	Chapman (25)	Rambis (14)	Jordan/Tippin (24)
34	1/12	89-106	@NYK	L	9-25	16,943	L3	Chapman (19)	Cureton (14)	Jackson (18)
35	1/15	109-116	PHI	L	9-26	23,388	L4	Tripucka (25)	Rambis (14)	Barkley (24)
36	1/16	*127-122	@PHI	W	10-26	10,116	W1	Tripucka (40)	Cureton (17)	Gminski (25)
37	1/18	106-118	PHI	L	10-27	16,145	L1	Tripucka/Reid (20)	Cureton (7)	Cummings (26)
38	1/19	112-126	PHX	L	10-28	23,388	L2	Tripucka (27)	Rambis (16)	Chambers (31)
39	1/21	113-137	@PHI	L	10-29	16,371	L3	Reid (26)	Chapman (6)	Malone/Wilkins (21)
40	1/24	103-106	@ATL	L	10-30	11,089	L4	Chapman (23)	Rambis (14)	E. Johnson (31)
41	1/26	89-99	@UTA	W	11-30	12,444	W1	Reid/Chapman (18)	Rambis (18)	K. Malone (25)
42	1/27	97-114	@LAL	L	11-31	17,505	L1	Rambis (19)	Cureton (13)	Green (24)
43	1/30	118-130	@POR	L	11-32	12,848	L2	Tripucka (26)	Rambis (10)	Drexler (32)
44	2/1	94-107	BOS	L	11-33	23,388	L3	Holton (21)	Cureton (15)	Parish (24)
45	2/3	108-106	SEA	L	12-33	23,388	W1	Reid (28)	Rambis (13)	Ellis (27)
46	2/5	91-110	CLE	L	12-34	23,388	L1	Rambis (16)	Rambis (8)	Harper (25)
47	2/7	93-118	@CHI	L	12-35	17,385	L2	Tripucka (27)	Rambis (10)	Jordan (32)
48	2/9	110-108	ATL	W	13-35	23,388	W1	Reid (28)	Cureton (15)	Wilkins (23)
49	2/14	117-129	NYK	L	13-36	23,388	L1	Tripucka (31)	Rambis (10)	Newman (22)
50	2/17	102-103	@MIA	L	13-37	15,008	L2	Tripucka (31)	Cureton (16)	Sunvold (20)
51	2/18	119-114	IND	W	14-37	23,388	W1	Tripucka (30)	Rambis (20)	Miller (32)
52	2/22	102-130	CHI	L	14-38	23,388	L1	Chapman (22)	Kempton/Bogues (6)	Jordan (24)
53	2/23	114-139	@NYK	L	14-39	16,130	L2	Curry (19)	Rambis/Hoppen (7)	Ewing (28)
54	2/25	124-113	SAS	W	15-39	23,388	W1	Tripucka (40)	Rambis (22)	W. Anderson (28)
55	2/28	87-112	BOS	L	15-40	23,388	L1	Tripucka (21)	Rambis (12)	Lewis (28)
56	3/2	103-114	@NUN	L	15-41	8,011	L2	Chapman (27)	Rambis (8)	Morris (31)
57	3/3	109-133	@ATL	L	15-42	16,371	L3	Tripucka (18)	Rowsum (8)	Wilkins (35)
58	3/5	101-114	@WAS	L	15-43	6,861	L4	Chapman (22)	Cureton (13)	J. Malone (34)
59	3/8	99-112	DEN	L	15-44	23,388	L5	Tripucka (21)	Rambis (18)	English (31)
60	3/10	90-123	LAL	L	15-45	23,388	L6	Tripucka (17)	Rambis (8)	Scott (25)
61	3/12	105-114	SAC	L	15-46	23,388	L7	Chapman (37)	Rambis (8)	Tisdale (28)
62	3/14	102-125	@DEN	L	15-47	10,522	L8	Curry (21)	Rowsum (21)	Schayes (19)
63	3/16	88-108	@SEA	L	15-48	9,665	L9	Curry (19)	Hoppen (6)	Ellis (32)
64	3/17	108-105	@LAC	W	16-48	10,758	W1	Chapman (24)	Rambis/Kemp (9)	Benjamin (34)
65	3/19	117-124	@GSW	L	16-49	15,025	L1	Chapman (22)	Rambis (13)	Mullin (27)
66	3/20	117-110	@SAC	W	17-49	16,517	W1	Chapman (25)	Kempton (8)	Tisdale (34)
67	3/23	97-102	WAS	L	17-50	23,388	L1	Reid (25)	Rambis (15)	King (29)
68	3/25	101-113	DET	L	17-51	23,388	L2	Chapman (21)	Rambis (10)	Dumars (18)
69	3/27	105-121	NYK	L	17-52	23,388	L3	Chapman (24)	Rambis (14)	Ewing (45)
70	3/30	104-113	GSW	L	17-53	23,388	L4	Rambis (23)	Rambis/Cureton (12)	Mullin (36)
71	4/1	*121-125	POR	L	17-54	23,388	L5	Tripucka (38)	Rambis (8)	Drexler (36)
72	4/4	*101-121	@CHI	L	17-55	17,578	L6	Chapman (21)	Rambis (6)	Jordan (33)
73	4/7	108-118	PHI	L	17-56	23,388	L7	Curry (25)	Cureton (8)	Barkley (31)
74	4/9	102-131	@CLE	L	17-57	19,276	L8	Tripucka (26)	Rambis (7)	Price (25)
75	4/10	105-112	ATL	L	17-58	23,388	L9	Curry (18)	Rambis (11)	Malone (24)
76	4/12	104-99	@NYK	W	18-58	18,385	W1	Tripucka (25)	Rowsum (6)	Ewing (30)
77	4/14	119-115	@PHI	W	19-58	14,321	W2	Tripucka (34)	Rambis (7)	Barkley (25)
78	4/15	105-115	@IND	L	19-59	11,860	L1	Chapman (21)	Hoppen (8)	Person (37)
79	4/17	*108-113	BOS	L	19-60	23,388	L2	Chapman (29)	Cureton/Hoppen (7)	Lewis (26)
80	4/18	121-105	@NUN	W	20-60	8,991	W1	Curry (31)	Hoppen (14)	McGee (30)
81	4/21	110-117	MIL	L	20-61	23,388	L1	Curry (23)	Hoppen (7)	Kryztofiak (23)
82	4/23	110-120	@BOS	L	20-62	14,890	L2	Tripucka (28)	Hoppen/Bogues (6)	Gamble (31)

* Denotes number of overtime periods



HISTORY

YEAR-BY-YEAR COMPARISON

Season	Overall	Home	Road	OT	Eastern	Western	Atlantic	Central	Midwest	Pacific
1988-89	20-62	12-29	8-33	1-3	12-44	8-18	8-24	4-23	4-8	4-8
1989-90	19-63	13-28	6-35	2-1	6-20	13-43	2-9	3-9	7-21	7-24
1990-91	26-56	17-24	9-32	2-2	17-37	9-19	9-16	8-22	5-9	3-11
1991-92	31-51	22-19	9-32	2-3	21-35	10-16	11-17	10-18	5-7	5-9
1992-93	44-38	22-19	22-19	3-0	29-27	14-10	17-11	12-16	7-5	7-5
1993-94	41-41	28-13	13-28	3-3	29-27	12-14	17-11	12-16	6-6	7-7
1994-95	50-32	29-12	21-20	1-4	36-20	14-12	19-9	17-11	5-7	9-5
1995-96	41-41	25-16	16-25	2-5	26-28	15-13	13-13	13-15	8-6	7-7
1996-97	54-28	30-11	24-17	5-0	34-20	20-8	20-6	14-14	11-3	9-5
1997-98	51-31	32-9	19-22	2-1	31-23	20-8	15-11	16-12	11-3	9-5
1998-99	26-24	16-9	10-15	3-2	23-21	3-3	11-11	12-10	1-0	2-3
1999-2000	49-33	30-11	19-22	2-2	36-18	13-15	16-10	20-8	7-7	6-8
2000-01	46-36	28-13	18-23	3-3	37-13	9-19	17-9	20-8	4-10	5-9
2001-02	44-38	21-20	23-18	1-2	31-23	13-15	14-12	17-11	6-8	7-7

Season	Overall	Home	Road	OT	Eastern	Western	Atlantic	Central	Southeast	Northwest	Pacific	Southwest
2004-05	18-64	14-27	4-37	3-3	11-14	7-23	2-16	2-16	7-9	3-7	1-9	3-7
2005-06	26-56	17-24	9-32	4-4	18-34	8-22	9-9	4-14	5-11	4-6	3-7	1-9
2006-07	33-49	20-21	13-28	5-5	24-28	9-21	7-11	8-10	9-7	3-7	4-6	2-8
2007-08	32-50	21-20	11-30	2-5	19-33	13-17	6-12	6-12	7-9	1-9	8-2	4-6
2008-09	35-47	23-18	12-19	5-3	20-32	15-15	9-9	6-12	5-11	4-6	8-2	3-7
2009-10	44-38	31-10	13-28	4-3	27-25	17-13	8-10	9-9	10-6	5-5	4-6	8-2
2010-11	34-48	21-20	13-28	3-2	22-30	12-18	11-7	7-11	4-12	4-6	6-4	2-8
2011-12	7-59	4-29	3-30	0-2	5-43	2-16	3-14	1-15	1-14	0-6	1-4	1-6
2012-13	21-61	15-26	6-35	3-1	18-34	3-27	6-12	6-12	6-10	1-9	2-8	0-10
2013-14	43-39	25-16	18-23	6-3	30-22	13-17	18-11	18-13	16-6	10-4	10-6	10-3

RECORDS BY MONTH

Season	October	November	December	January	February	March	April	May
1988-89		3-10	5-9	3-13	4-8	2-13	3-9	
1989-90		3-11	3-9	2-13	1-11	6-12	4-7	
1990-91		8-7	1-11	4-11	4-9	5-12	4-6	
1991-92		4-13	4-10	4-9	9-4	8-6	2-9	
1992-93		7-6	7-7	6-7	8-5	7-10	9-3	
1993-94		8-5	8-7	6-8	1-10	8-7	10-4	
1994-95		7-6	9-6	11-4	8-5	7-7	8-4	
1995-96		7-8	7-8	7-5	7-6	8-8	5-6	
1996-97		8-6	8-7	10-6	10-3	9-4	9-2	
1997-98		0-1	9-4	9-6	9-7	7-5	12-3	5-5
1998-99		N/A	N/A	N/A	2-9	10-8	12-6	2-1
1999-2000	8-6	10-5	6-7	7-7	9-6	9-2		
2000-01	1-0	9-6	10-5	5-10	7-5	8-6	6-4	
2001-02	1-0	6-8	6-9	8-6	7-6	10-5	6-4	
2004-05		3-10	4-9	2-13	2-10	4-13	3-9	
2005-06		5-11	5-9	1-15	4-8	5-10	6-3	
2006-07		4-11	5-10	8-7	5-8	6-9	5-4	
2007-08		6-8	5-10	7-10	1-11	9-7	4-4	
2008-09	0-1	5-10	6-10	8-7	6-7	9-5	1-7	
2009-10	1-2	6-7	5-9	12-4	4-7	11-6	5-3	
2010-11	0-3	6-8	5-9	9-7	6-6	6-9	2-6	
2011-12		N/A	1-2	2-17	1-10	3-14	0-16	
2012-13		7-8	1-15	3-11	2-10	4-12	4-5	
2013-14	0-1	8-8	6-9	7-9	6-4	9-7	7-1	
Totals	3-8	138-179	131-206	139-199	121-178	172-201	129-113	2-1



ALL-TIME ROSTER Note: Players are listed based on appearing in at least one regular or postseason game

MICHAEL ADAMS		#23	POS: GUARD	HGT: 5-10	WGT: 162	BORN: 1-19-63	FROM: BOSTON COLLEGE
---------------	--	-----	------------	-----------	----------	---------------	----------------------

Acquired: From Washington on August 2, 1994 in exchange for second round draft picks in 1996 and 1997

Departed: Became an unrestricted free agent after the 1995-96 season

YR	G	GS	MIN	FG	FGA	PCT	3FG	3FGA	PCT	FT	FTA	PCT	OFF	DEF	TOT	AST	PF	DQ	STL	TO	BLK	PTS	AVG
94-95	29	0	443	67	148	.453	29	81	.358	25	30	.833	6	23	29	95	41	0	23	26	1	188	6.5
95-96	21	3	329	37	83	.446	14	41	.341	26	35	.743	5	17	22	67	25	0	21	25	4	114	5.4
Totals	50	3	772	104	231	.450	43	122	.352	51	65	.785	11	40	51	162	66	0	44	51	5	302	6.0

RAFAEL ADDISON		#7	POS: FORWARD	HGT: 6-7	WGT: 215	BORN: 7-22-64	FROM: SYRACUSE
----------------	--	----	--------------	----------	----------	---------------	----------------

Acquired: Signed on September 27, 1995

Departed: Became an unrestricted free agent after the 1997-98 season

YR	G	GS	MIN	FG	FGA	PCT	3FG	3FGA	PCT	FT	FTA	PCT	OFF	DEF	TOT	AST	PF	DQ	STL	TO	BLK	PTS	AVG
95-96	53	0	516	77	165	.467	0	9	.000	17	22	.773	25	65	90	30	74	0	9	27	9	171	3.2
96-97	41	3	355	49	122	.402	8	20	.400	22	28	.786	19	26	45	34	52	0	8	17	3	128	3.1
Totals	94	3	871	126	287	.439	8	29	.276	39	50	.780	44	91	135	64	126	0	17	44	12	299	3.2

JEFF ADRIEN		#4	POS: FORWARD	HGT: 6-7	WGT: 245	BORN: 2-10-86	FROM: CONNECTICUT
-------------	--	----	--------------	----------	----------	---------------	-------------------

Acquired: Signed on December 9, 2012

Departed: Traded to Milwaukee with Ramon Sessions in exchange for Gary Neal and Luke Ridnour on February 20, 2014

YR	G	GS	MIN	FG	FGA	PCT	3FG	3FGA	PCT	FT	FTA	PCT	OFF	DEF	TOT	AST	PF	DQ	STL	TO	BLK	PTS	AVG
12-13	52	5	713	72	168	.429	0	2	.000	65	100	.650	68	128	196	36	80	0	18	32	27	209	4.0
13-14	25	0	256	22	40	.550	0	0	.000	13	25	.520	33	55	88	7	35	0	7	8	15	57	2.3
Totals	77	5	969	94	208	.452	0	2	.000	78	125	.624	101	183	284	43	115	0	25	40	42	266	3.5

ALEXIS AJINCA		#21	POS: CENTER	HGT: 7-1	WGT: 262	BORN: 5-6-88	FROM: FRANCE
---------------	--	-----	-------------	----------	----------	--------------	--------------

Acquired: Selected with the 20th overall pick in the 2008 NBA Draft

Departed: Traded to Dallas with Tyson Chandler in exchange for Matt Carroll, Erick Dampier and Eduardo Najera on July 13, 2010

YR	G	GS	MIN	FG	FGA	PCT	3FG	3FGA	PCT	FT	FTA	PCT	OFF	DEF	TOT	AST	PF	DQ	STL	TO	BLK	PTS	AVG
08-09	31	4	182	25	69	.362	0	2	.000	20	28	.714	9	21	30	3	34	0	7	12	6	70	2.3
09-10	6	0	30	5	10	.500	0	0	---	0	1	.000	1	3	4	0	5	0	1	2	1	10	1.7
Totals	37	4	212	30	79	.380	0	2	.000	20	29	.690	10	24	34	3	39	0	8	14	7	80	2.2

CORY ALEXANDER		#12	POS: GUARD	HGT: 6-1	WGT: 185	BORN: 6-22-73	FROM: VIRGINIA
----------------	--	-----	------------	----------	----------	---------------	----------------

Acquired: Signed on February 28, 2005

Departed: Became an unrestricted free agent after the 2004-05 season

YR	G	GS	MIN	FG	FGA	PCT	3FG	3FGA	PCT	FT	FTA	PCT	OFF	DEF	TOT	AST	PF	DQ	STL	TO	BLK	PTS	AVG
04-05	16	1	201	16	49	.327	8	19	.421	9	12	.750	8	21	29	37	29	0	9	19	1	49	3.1

MALIK ALLEN		#35	POS: FORWARD	HGT: 6-10	WGT: 250	BORN: 6-27-78	FROM: VILLANOVA
-------------	--	-----	--------------	-----------	----------	---------------	-----------------

Acquired: From Miami on February 24, 2005, in exchange for Steve Smith

Departed: Became an unrestricted free agent after the 2004-05 season

YR	G	GS	MIN	FG	FGA	PCT	3FG	3FGA	PCT	FT	FTA	PCT	OFF	DEF	TOT	AST	PF	DQ	STL	TO	BLK	PTS	AVG
04-05	22	1	271	49	101	.485	0	0	---	13	14	.929	16	31	47	7	24	0	5	7	11	111	5.0

ALAN ANDERSON		#15	POS: GUARD/FORWARD	HGT: 6-6	WGT: 220	BORN: 10-16-82	FROM: MICHIGAN STATE
---------------	--	-----	--------------------	----------	----------	----------------	----------------------

Acquired: Signed on August 9, 2005

Departed: Became an unrestricted free agent after the 2006-07 season

YR	G	GS	MIN	FG	FGA	PCT	3FG	3FGA	PCT	FT	FTA	PCT	OFF	DEF	TOT	AST	PF	DQ	STL	TO	BLK	PTS	AVG
05-06	36	7	564	75	181	.414	24	58	.414	33	41	.805	23	47	70	32	48	0	11	32	4	207	5.8
06-07	17	0	256	37	81	.457	5	20	.250	19	23	.826	11	21	32	21	33	0	7	22	0	98	5.8
Totals	53	7	820	112	262	.427	29	78	.371	52	64	.821	34	68	102	53	81	0	18	54	4	305	5.7

DEREK ANDERSON		#23/#1	POS: GUARD	HGT: 6-5	WGT: 195	BORN: 7-18-74	FROM: KENTUCKY
----------------	--	--------	------------	----------	----------	---------------	----------------

Acquired: Signed on November 28, 2006

Departed: Became an unrestricted free agent after the 2007-08 season

YR	G	GS	MIN	FG	FGA	PCT	3FG	3FGA	PCT	FT	FTA	PCT	OFF	DEF	TOT	AST	PF	DQ	STL	TO	BLK	PTS	AVG
06-07	50	32	1190	126	294	.429	54	152	.355	93	106	.877	29	84	113	133	115	1	52	56	7	399	8.0
07-08	28	0	396	47	125	.376	19	52	.365	28	38	.737	9	43	52	44	49	0	12	25	1	141	5.0
Totals	78	32	1586	173	419	.413	73	204	.358	121	144	.840	38	126	165	177	164	1	64	81	8	540	6.9



HISTORY

ALL-TIME ROSTER Note: Players are listed based on appearing in at least one regular or postseason game

KENNY ANDERSON		#12	POS: GUARD	HGT: 6-1	WGT: 168	BORN: 10-9-70	FROM: GEORGIA TECH
----------------	--	-----	------------	----------	----------	---------------	--------------------

Acquired: From New Jersey with Gerald Glass on January 17, 1996, in exchange for Kendall Gill and Khalid Reeves

Departed: Became an unrestricted free agent after the 1995-96 season

YR	G	GS	MIN	FG	FGA	PCT	3FG	3FGA	PCT	FT	FTA	PCT	OFF	DEF	TOT	AST	PF	DQ	STL	TO	BLK	PTS	AVG
95-96	38	36	1302	206	454	.454	56	157	.357	109	150	.727	26	76	102	328	105	1	59	88	6	577	15.2

RICHARD ANDERSON		#35	POS: FORWARD	HGT: 6-10	WGT: 240	BORN: 11-19-60	FROM: CAL-SANTA BARBARA
------------------	--	-----	--------------	-----------	----------	----------------	-------------------------

Acquired: From Portland on October 17, 1989, in exchange for Robert Reid

Departed: Waived on October 30, 1990

YR	G	GS	MIN	FG	FGA	PCT	3FG	3FGA	PCT	FT	FTA	PCT	OFF	DEF	TOT	AST	PF	DQ	STL	TO	BLK	PTS	AVG
89-90	54	2	604	88	211	.417	37	100	.370	18	23	.783	33	94	127	55	64	0	20	26	9	231	4.3

MICHAEL ANSLEY		#54	POS: FORWARD	HGT: 6-7	WGT: 225	BORN: 2-8-67	FROM: ALABAMA
----------------	--	-----	--------------	----------	----------	--------------	---------------

Acquired: Signed to a 10-day contract on January 10, 1992

Departed: Became an unrestricted free agent on January 20, 1992

YR	G	GS	MIN	FG	FGA	PCT	3FG	3FGA	PCT	FT	FTA	PCT	OFF	DEF	TOT	AST	PF	DQ	STL	TO	BLK	PTS	AVG
91-92	2	0	13	3	7	.429	0	0	---	0	0	---	0	2	2	0	1	0	0	0	0	6	3.0

B.J. ARMSTRONG		#10	POS: GUARD	HGT: 6-2	WGT: 175	BORN: 9-9-67	FROM: IOWA
----------------	--	-----	------------	----------	----------	--------------	------------

Acquired: From Golden State on November 7, 1997, in exchange for Muggsy Bogues and Tony Delk

Departed: Traded to L.A. Lakers with Glen Rice and J.R. Reid on March 10, 1999, in exchange for Eddie Jones and Elden Campbell

YR	G	GS	MIN	FG	FGA	PCT	3FG	3FGA	PCT	FT	FTA	PCT	OFF	DEF	TOT	AST	PF	DQ	STL	TO	BLK	PTS	AVG
97-98	62	0	772	99	194	.510	9	34	.265	37	43	.860	12	57	69	144	68	0	25	35	0	244	3.9
98-99	10	1	178	21	43	.488	6	8	.750	9	10	.900	1	15	16	27	16	0	3	10	0	57	5.7
Totals	72	1	950	120	237	.506	15	42	.357	46	53	.868	13	72	85	171	84	0	28	45	0	301	4.2

STACEY AUGMON		#2	POS: FORWARD	HGT: 6-6	WGT: 205	BORN: 8-1-68	FROM: UNLV
---------------	--	----	--------------	----------	----------	--------------	------------

Acquired: Signed on July 25, 2001

Departed: A member of the final Charlotte Hornets team of the classic era

YR	G	GS	MIN	FG	FGA	PCT	3FG	3FGA	PCT	FT	FTA	PCT	OFF	DEF	TOT	AST	PF	DQ	STL	TO	BLK	PTS	AVG
01-02	77	3	1319	141	329	.427	0	3	.000	77	101	.762	59	166	225	103	115	0	56	54	12	357	4.6

D.J. AUGUSTIN		#14	POS: GUARD	HGT: 6-0	WGT: 180	BORN: 11-10-87	FROM: TEXAS
---------------	--	-----	------------	----------	----------	----------------	-------------

Acquired: Selected with the ninth overall pick in the 2008 NBA Draft

Departed: Became an unrestricted free agent after the 2011-12 season

YR	G	GS	MIN	FG	FGA	PCT	3FG	3FGA	PCT	FT	FTA	PCT	OFF	DEF	TOT	AST	PF	DQ	STL	TO	BLK	PTS	AVG
08-09	71	12	1908	267	621	.430	108	246	.439	208	233	.893	17	116	133	250	140	1	42	119	2	850	11.8
09-10	80	2	1472	168	435	.386	70	178	.393	102	131	.779	11	86	97	193	127	0	45	74	5	508	6.4
10-11	82	82	2757	399	958	.416	111	333	.333	269	297	.906	38	187	225	498	152	0	54	155	3	1178	14.4
11-12	48	46	1408	183	487	.376	61	179	.341	105	120	.875	24	85	109	307	65	0	36	110	1	532	11.1
Totals	281	142	7545	1017	2501	.407	350	936	.374	684	781	.876	90	474	564	1248	484	1	177	458	11	3068	10.9

LONNY BAXTER		#35	POS: FORWARD	HGT: 6-8	WGT: 261	BORN: 7-27-79	FROM: MARYLAND
--------------	--	-----	--------------	----------	----------	---------------	----------------

Acquired: From Houston on February 9, 2006, for Keith Bogans

Departed: Became an unrestricted free agent after the 2005-06 season

YR	G	GS	MIN	FG	FGA	PCT	3FG	3FGA	PCT	FT	FTA	PCT	OFF	DEF	TOT	AST	PF	DQ	STL	TO	BLK	PTS	AVG
05-06	18	0	113	12	32	.375	0	0	---	12	16	.750	7	26	33	2	8	0	2	7	1	36	2.0

COREY BECK		#14/#15	POS: GUARD	HGT: 6-2	WGT: 290	BORN: 5-27-91	FROM: ARKANSAS
------------	--	---------	------------	----------	----------	---------------	----------------

Acquired: Signed on December 23, 1995

Departed: Waived on January 5, 1996

Acquired: Signed on October 22, 1997

Departed: Became an unrestricted free agent after the 1997-98 season

Acquired: Signed on March 17, 1999

Departed: Became an unrestricted free agent after the 1998-99 season

YR	G	GS	MIN	FG	FGA	PCT	3FG	3FGA	PCT	FT	FTA	PCT	OFF	DEF	TOT	AST	PF	DQ	STL	TO	BLK	PTS	AVG
95-96	5	0	33	2	8	.250	0	0	---	1	2	.500	3	4	7	5	8	0	1	4	0	5	1.0
97-98	59	14	738	73	159	.459	2	4	.500	43	59	.729	27	63	90	98	100	0	33	70	7	191	3.2
98-99	16	0	150	14	31	.452	1	1	1.000	6	13	.462	3	20	23	20	21	0	7	11	2	35	2.2
Totals	80	14	921	89	198	.449	3	5	.600	50	74	.676	33	87	120	123	129	0	41	85	9	231	2.9

FRONT OFFICE

BBALL OPS

PLAYERS

13-14 REVIEW

HISTORY

RECORDS

PLAYOFFS

NBA

MISC.



ALL-TIME ROSTER Note: Players are listed based on appearing in at least one regular or postseason game

RAJA BELL		#19	POS: GUARD	HGT: 6-5	WGT: 215	BORN: 9-19-76	FROM: FLORIDA INTERNATIONAL
-----------	--	-----	------------	----------	----------	---------------	-----------------------------

Acquired: From Phoenix with Boris Diaw and Sean Singletary on December 10, 2008, for Jared Dudley and Jason Richardson

Departed: Traded to Golden State with Vladimir Radmanovic in exchange for Stephen Jackson and Acie Law on November 16, 2009

YR	G	GS	MIN	FG	FGA	PCT	3FG	3FGA	PCT	FT	FTA	PCT	OFF	DEF	TOT	AST	PF	DQ	STL	TO	BLK	PTS	AVG
08-09	45	44	1603	223	507	.440	70	177	.395	71	81	.877	33	146	179	113	109	0	37	68	6	587	13.0
09-10	5	5	157	24	55	.436	9	24	.375	3	3	1.000	5	16	21	10	13	0	4	5	2	60	12.0
Totals	50	49	1760	247	562	.440	79	201	.393	74	84	.881	38	162	200	123	122	0	41	73	8	647	12.9

TONY BENNETT		#25	POS: GUARD	HGT: 6-0	WGT: 275	BORN: 6-1-69	FROM: WISCONSIN-GREEN BAY
--------------	--	-----	------------	----------	----------	--------------	---------------------------

Acquired: Selected with the 35th pick in the 1992 NBA Draft

Departed: Became an unrestricted free agent after the 1994-95 season

YR	G	GS	MIN	FG	FGA	PCT	3FG	3FGA	PCT	FT	FTA	PCT	OFF	DEF	TOT	AST	PF	DQ	STL	TO	BLK	PTS	AVG
92-93	75	2	857	110	260	.423	26	80	.325	30	41	.732	12	51	63	136	110	0	30	50	0	276	3.7
93-94	74	5	983	105	263	.399	27	75	.360	11	15	.733	16	74	90	163	84	0	39	40	1	248	3.4
94-95	3	0	46	6	13	.462	2	9	.222	0	0	---	0	2	2	4	6	0	0	3	0	14	4.7
Totals	152	7	1886	221	536	.412	55	164	.335	41	56	.732	28	127	155	303	200	0	69	93	1	538	3.5

BISMACK BIYOMBO		#0	POS: FORWARD/CENTER	HGT: 6-9	WGT: 245	BORN: 5-12-80	FROM: DEMOCRATIC REPUBLIC OF CONGO
-----------------	--	----	---------------------	----------	----------	---------------	------------------------------------

Acquired: 2012 draft rights (seventh overall pick) on June 23, 2011, from Sacramento in a three-team trade in which Charlotte also acquired Corey Maggette from Milwaukee and sent Stephen Jackson, Shaun Livingston and the draft rights to Tobias Harris (19th overall pick) to Milwaukee

YR	G	GS	MIN	FG	FGA	PCT	3FG	3FGA	PCT	FT	FTA	PCT	OFF	DEF	TOT	AST	PF	DQ	STL	TO	BLK	PTS	AVG
11-12	63	41	1455	129	278	.464	0	0	---	69	143	.483	113	255	368	27	145	1	20	71	115	327	5.2
12-13	80	65	2186	156	346	.451	0	0	---	74	142	.521	194	388	582	35	195	1	28	82	143	386	4.8
13-14	77	9	1072	88	144	.611	0	0	---	46	89	.517	105	261	366	8	124	1	7	40	86	222	2.9
Totals	220	115	4713	373	768	.486	0	0	---	189	374	.505	412	904	1316	70	464	3	55	193	344	935	4.3

JAMES BLACKWELL		#7	POS: GUARD	HGT: 6-0	WGT: 190	BORN: 2-25-68	FROM: DARTMOUTH
-----------------	--	----	------------	----------	----------	---------------	-----------------

Acquired: Signed on November 30, 1994

Departed: Waived on December 17, 1994

YR	G	GS	MIN	FG	FGA	PCT	3FG	3FGA	PCT	FT	FTA	PCT	OFF	DEF	TOT	AST	PF	DQ	STL	TO	BLK	PTS	AVG
94-95	4	0	19	2	3	.667	0	0	---	0	0	---	0	3	3		1	0	1	2	0	4	1.0

KEITH BOGANS		#10	POS: GUARD/FORWARD	HGT: 6-5	WGT: 215	BORN: 5-12-80	FROM: KENTUCKY
--------------	--	-----	--------------------	----------	----------	---------------	----------------

Acquired: From Orlando on November 1, 2004, for Brandon Hunter

Departed: Traded to Houston for Lonnny Baxter on February 9, 2006

YR	G	GS	MIN	FG	FGA	PCT	3FG	3FGA	PCT	FT	FTA	PCT	OFF	DEF	TOT	AST	PF	DQ	STL	TO	BLK	PTS	AVG
04-05	74	42	1791	262	688	.381	57	173	.329	133	183	.727	76	150	226	135	167	1	68	122	8	714	9.6
05-06	39	9	848	114	288	.396	33	98	.337	80	105	.762	29	77	106	45	78	0	39	41	3	341	8.7
Totals	113	51	2639	376	976	.385	90	271	.332	213	288	.739	105	227	332	180	245	1	107	163	11	1055	9.3

TYRONE "MUGGSY" BOGUES		#1	POS: GUARD	HGT: 5-3	WGT: 136	BORN: 1-9-65	FROM: WAKE FOREST
------------------------	--	----	------------	----------	----------	--------------	-------------------

Acquired: Selected in the third round (sixth pick) from Washington in the 1988 NBA Expansion Draft

Departed: Traded to Golden State with Tony Delk on November 7, 1997, in exchange for B.J. Armstrong

YR	G	GS	MIN	FG	FGA	PCT	3FG	3FGA	PCT	FT	FTA	PCT	OFF	DEF	TOT	AST	PF	DQ	STL	TO	BLK	PTS	AVG
88-89	79	21	1755	178	418	.426	1	13	.077	66	88	.750	53	112	165	620	141	1	111	124	7	423	5.4
89-90	81	65	2743	326	664	.491	5	26	.192	106	134	.791	48	159	207	867	168	1	166	146	3	763	9.4
90-91	81	46	2299	241	524	.460	0	12	.000	86	108	.796	58	158	216	669	160	2	137	120	3	568	7.0
91-92	82	69	2790	317	671	.472	2	27	.074	94	120	.783	58	177	235	743	156	0	170	156	6	730	8.9
92-93	81	80	2833	331	730	.453	6	26	.231	140	168	.833	51	247	298	711	179	0	161	154	5	808	10.0
93-94	77	77	2746	354	751	.471	2	12	.167	125	155	.806	78	235	313	780	147	1	133	171	2	835	10.8
94-95	78	78	2629	348	730	.477	6	30	.200	160	180	.889	51	206	257	675	151	0	103	132	0	862	11.1
95-96	6	0	77	6	16	.375	0	1	.000	2	2	1.000	6	1	7	19	4	0	2	6	0	14	2.3
96-97	65	65	1880	204	443	.460	60	144	.417	54	64	.844	25	116	141	469	114	0	82	108	2	522	8.0
97-98	2	0	16	2	5	.400	0	---	---	2	2	1.000	0	1	1	4	2	0	2	1	0	6	3.0
Totals	632	501	19768	2307	4952	.466	82	291	.282	835	1021	.818	428	1412	1840	5557	1222	5	1067	1118	28	5531	8.8

EARL BOYKINS		#11	POS: GUARD	HGT: 5-5	WGT: 133	BORN: 6-2-76	FROM: EASTERN MICHIGAN
--------------	--	-----	------------	----------	----------	--------------	------------------------

Acquired: Signed on January 31, 2007

Departed: Became an unrestricted free agent after the 2007-08 season

YR	G	GS	MIN	FG	FGA	PCT	3FG	3FGA	PCT	FT	FTA	PCT	OFF	DEF	TOT	AST	PF	DQ	STL	TO	BLK	PTS	AVG
07-08	36	0	577	61	172	.355	14	44	.318	49	59	.831	9	25	34	96	21	0	13	41	0	185	5.1

FRONT OFFICE

BALL OPS

PLAYERS

13-14 REVIEW

HISTORY

RECORDS

PLAYOFFS

NBA

MISC.



HISTORY

ALL-TIME ROSTER Note: Players are listed based on appearing in at least one regular or postseason game

PRIMOZ BREZEC			#7	POS: CENTER		HGT: 7-1		WGT: 255		BORN: 10-2-79		FROM: SLOVENIA											
Acquired: Chosen in Charlotte Expansion Selection on June 22, 2004																							
Departed: Traded to Detroit with Walter Herrmann in exchange for Nazr Mohammed on December 14, 2007																							
YR	G	GS	MIN	FG	FGA	PCT	3FG	3FGA	PCT	FT	FTA	PCT	OFF	DEF	TOT	AST	PF	DQ	STL	TO	BLK	PTS	AVG
04-05	72	72	2276	387	756	.512	0	0	---	164	220	.745	226	305	531	86	183	2	33	55	106	938	13.0
05-06	79	79	2165	409	791	.517	0	2	.000	164	224	.732	181	259	440	45	227	2	19	85	32	982	12.4
06-07	58	40	838	122	274	.445	1	3	.333	43	68	.632	80	104	184	23	161	3	11	38	23	288	5.0
07-08	20	18	267	17	43	.395	0	0	---	3	5	.600	14	30	44	6	35	0	0	15	3	37	1.9
Totals	229	209	5546	935	1864	.502	1	5	.200	374	517	.723	501	698	1199	160	606	7	63	193	164	2245	9.8

FRANK BRICKOWSKI		#40	POS: FORWARD				HGT: 6-9		WGT: 240		BORN: 8-14-59		FROM: PENN STATE										
Acquired: From Milwaukee on February 24, 1994, in exchange for Mike Gminski and a conditional first round draft pick																							
Departed: Became an unrestricted free agent after the 1993-94 season																							
YR	G	GS	MIN	FG	FGA	PCT	3FG	3FGA	PCT	FT	FTA	PCT	OFF	DEF	TOT	AST	PF	DQ	STL	TO	BLK	PTS	AVG
93-94	28	6	653	117	233	.502	1	2	.500	47	63	.746	32	93	125	57	77	3	28	56	11	282	10.1

ANDRE BROWN		#1	POS: FORWARD				HGT: 6-9		WGT: 245		BORN: 5-12-81		FROM: DEPAUL										
Acquired: Signed on September 27, 2008																							
Departed: Waived on November 19, 2008																							
YR	G	GS	MIN	FG	FGA	PCT	3FG	3FGA	PCT	FT	FTA	PCT	OFF	DEF	TOT	AST	PF	DQ	STL	TO	BLK	PTS	AVG
08-09	4	0	41	1	7	.143	0	0	---	2	2	1.000	7	5	12	1	9	0	1	5	0	4	1.0

DERRICK BROWN		#4	POS: FORWARD		HGT: 6-7	WGT: 225	BORN: 9-8-87		FROM: XAVIER														
Acquired: Selected with the 40th overall pick in the 2009 NBA Draft																							
Departed: Waived on February 24, 2011																							
Acquired: Signed as a free agent on December 20, 2012																							
Departed: Became an unrestricted free agent after the 2011-12 season																							
YR	G	GS	MIN	FG	FGA	PCT	3FG	3FGA	PCT	FT	FTA	PCT	OFF	DEF	TOT	AST	PF	DQ	STL	TO	BLK	PTS	AVG
09-10	57	0	535	68	147	.463	2	7	.286	48	72	.667	31	47	78	19	53	0	21	19	10	186	3.3
10-11	41	1	488	62	113	.549	2	6	.333	25	47	.532	32	52	84	29	48	0	16	28	8	151	3.7
11-12	65	17	1443	212	409	.518	6	24	.250	94	141	.667	95	141	236	67	96	0	48	55	12	524	8.1
Totals	163	18	2466	342	669	.511	10	37	.270	167	260	.642	158	240	398	115	197	0	85	102	30	861	5.1

CHUCKY BROWN		#52	POS: FORWARD		HGT: 6-8	WGT: 214	BORN: 2-29-68		FROM: NORTH CAROLINA STATE														
Acquired: Signed on January 21, 1999																							
Departed: Became an unrestricted free agent after the 1998-99 season																							
Acquired: Claimed off waivers on February 9, 2000																							
Departed: Became an unrestricted free agent after the 1999-2000 season																							
YR	G	GS	MIN	FG	FGA	PCT	3FG	3FGA	PCT	FT	FTA	PCT	OFF	DEF	TOT	AST	PF	DQ	STL	TO	BLK	PTS	AVG
98-99	48	21	1192	176	373	.472	15	40	.375	40	59	.678	36	138	174	57	106	0	16	38	19	407	8.5
99-00	33	2	494	66	152	.434	1	7	.143	11	21	.524	24	66	90	25	61	1	12	17	8	144	4.4
Totals	81	23	168	242	525	.461	16	47	.340	51	80	.638	60	204	264	82	167	1	28	55	27	551	6.8

KWAME BROWN		#54	POS: CENTER		HGT: 6-11	WGT: 270	BORN: 3-10-82		FROM: GLYNN ACADEMY HS (GA)														
Acquired: Signed on August 24, 2010																							
Departed: Became an unrestricted free agent after the 2010-11 season																							
YR	G	GS	MIN	FG	FGA	PCT	3FG	3FGA	PCT	FT	FTA	PCT	OFF	DEF	TOT	AST	PF	DQ	STL	TO	BLK	PTS	AVG
10-11	66	50	1714	194	375	.517	0	0	---	136	231	.589	147	303	450	43	174	0	26	69	39	524	7.9

P.J. BROWN		#42	POS: FORWARD		HGT: 6-11		WGT: 225		BORN: 10-14-69		FROM: LOUISIANA TECH												
Acquired: From Miami with Jamal Mashburn, Otis Thorpe, Rodney Buford and Tim James on August 1, 2000, in exchange for Eddie Jones, Anthony Mason, Ricky Davis and Dale Ellis																							
Departed: A member of the final Charlotte Hornets team of the classic era																							
YR	G	GS	MIN	FG	FGA	PCT	3FG	3FGA	PCT	FT	FTA	PCT	OFF	DEF	TOT	AST	PF	DQ	STL	TO	BLK	PTS	AVG
00-01 <td>80<td>79<td>2811<td>249<td>561<td>.444<td>0<td>4<td>.000<td>178<td>209<td>.852<td>257<td>485<td>742<td>127<td>260<td>6<td>78<td>108<td>92<td>676<td>8.4</td></td></td></td></td></td></td></td></td></td></td></td></td></td></td></td></td></td></td></td></td></td></td>	80 <td>79<td>2811<td>249<td>561<td>.444<td>0<td>4<td>.000<td>178<td>209<td>.852<td>257<td>485<td>742<td>127<td>260<td>6<td>78<td>108<td>92<td>676<td>8.4</td></td></td></td></td></td></td></td></td></td></td></td></td></td></td></td></td></td></td></td></td></td>	79 <td>2811<td>249<td>561<td>.444<td>0<td>4<td>.000<td>178<td>209<td>.852<td>257<td>485<td>742<td>127<td>260<td>6<td>78<td>108<td>92<td>676<td>8.4</td></td></td></td></td></td></td></td></td></td></td></td></td></td></td></td></td></td></td></td></td>	2811 <td>249<td>561<td>.444<td>0<td>4<td>.000<td>178<td>209<td>.852<td>257<td>485<td>742<td>127<td>260<td>6<td>78<td>108<td>92<td>676<td>8.4</td></td></td></td></td></td></td></td></td></td></td></td></td></td></td></td></td></td></td></td>	249 <td>561<td>.444<td>0<td>4<td>.000<td>178<td>209<td>.852<td>257<td>485<td>742<td>127<td>260<td>6<td>78<td>108<td>92<td>676<td>8.4</td></td></td></td></td></td></td></td></td></td></td></td></td></td></td></td></td></td></td>	561 <td>.444<td>0<td>4<td>.000<td>178<td>209<td>.852<td>257<td>485<td>742<td>127<td>260<td>6<td>78<td>108<td>92<td>676<td>8.4</td></td></td></td></td></td></td></td></td></td></td></td></td></td></td></td></td></td>	.444 <td>0<td>4<td>.000<td>178<td>209<td>.852<td>257<td>485<td>742<td>127<td>260<td>6<td>78<td>108<td>92<td>676<td>8.4</td></td></td></td></td></td></td></td></td></td></td></td></td></td></td></td></td>	0 <td>4<td>.000<td>178<td>209<td>.852<td>257<td>485<td>742<td>127<td>260<td>6<td>78<td>108<td>92<td>676<td>8.4</td></td></td></td></td></td></td></td></td></td></td></td></td></td></td></td>	4 <td>.000<td>178<td>209<td>.852<td>257<td>485<td>742<td>127<td>260<td>6<td>78<td>108<td>92<td>676<td>8.4</td></td></td></td></td></td></td></td></td></td></td></td></td></td></td>	.000 <td>178<td>209<td>.852<td>257<td>485<td>742<td>127<td>260<td>6<td>78<td>108<td>92<td>676<td>8.4</td></td></td></td></td></td></td></td></td></td></td></td></td></td>	178 <td>209<td>.852<td>257<td>485<td>742<td>127<td>260<td>6<td>78<td>108<td>92<td>676<td>8.4</td></td></td></td></td></td></td></td></td></td></td></td></td>	209 <td>.852<td>257<td>485<td>742<td>127<td>260<td>6<td>78<td>108<td>92<td>676<td>8.4</td></td></td></td></td></td></td></td></td></td></td></td>	.852 <td>257<td>485<td>742<td>127<td>260<td>6<td>78<td>108<td>92<td>676<td>8.4</td></td></td></td></td></td></td></td></td></td></td>	257 <td>485<td>742<td>127<td>260<td>6<td>78<td>108<td>92<td>676<td>8.4</td></td></td></td></td></td></td></td></td></td>	485 <td>742<td>127<td>260<td>6<td>78<td>108<td>92<td>676<td>8.4</td></td></td></td></td></td></td></td></td>	742 <td>127<td>260<td>6<td>78<td>108<td>92<td>676<td>8.4</td></td></td></td></td></td></td></td>	127 <td>260<td>6<td>78<td>108<td>92<td>676<td>8.4</td></td></td></td></td></td></td>	260 <td>6<td>78<td>108<td>92<td>676<td>8.4</td></td></td></td></td></td>	6 <td>78<td>108<td>92<td>676<td>8.4</td></td></td></td></td>	78 <td>108<td>92<td>676<td>8.4</td></td></td></td>	108 <td>92<td>676<td>8.4</td></td></td>	92 <td>676<td>8.4</td></td>	676 <td>8.4</td>	8.4
01-02 <td>80<td>80<td>2563<td>250<td>527<td>.474<td>0<td>0<td>---</td><td>169<td>197<td>.858<td>273<td>513<td>786<td>107<td>222<td>1<td>59<td>85<td>78<td>669<td>8.4</td></td></td></td></td></td></td></td></td></td></td></td></td></td></td></td></td></td></td></td></td></td>	80 <td>80<td>2563<td>250<td>527<td>.474<td>0<td>0<td>---</td><td>169<td>197<td>.858<td>273<td>513<td>786<td>107<td>222<td>1<td>59<td>85<td>78<td>669<td>8.4</td></td></td></td></td></td></td></td></td></td></td></td></td></td></td></td></td></td></td></td></td>	80 <td>2563<td>250<td>527<td>.474<td>0<td>0<td>---</td><td>169<td>197<td>.858<td>273<td>513<td>786<td>107<td>222<td>1<td>59<td>85<td>78<td>669<td>8.4</td></td></td></td></td></td></td></td></td></td></td></td></td></td></td></td></td></td></td></td>	2563 <td>250<td>527<td>.474<td>0<td>0<td>---</td><td>169<td>197<td>.858<td>273<td>513<td>786<td>107<td>222<td>1<td>59<td>85<td>78<td>669<td>8.4</td></td></td></td></td></td></td></td></td></td></td></td></td></td></td></td></td></td></td>	250 <td>527<td>.474<td>0<td>0<td>---</td><td>169<td>197<td>.858<td>273<td>513<td>786<td>107<td>222<td>1<td>59<td>85<td>78<td>669<td>8.4</td></td></td></td></td></td></td></td></td></td></td></td></td></td></td></td></td></td>	527 <td>.474<td>0<td>0<td>---</td><td>169<td>197<td>.858<td>273<td>513<td>786<td>107<td>222<td>1<td>59<td>85<td>78<td>669<td>8.4</td></td></td></td></td></td></td></td></td></td></td></td></td></td></td></td></td>	.474 <td>0<td>0<td>---</td><td>169<td>197<td>.858<td>273<td>513<td>786<td>107<td>222<td>1<td>59<td>85<td>78<td>669<td>8.4</td></td></td></td></td></td></td></td></td></td></td></td></td></td></td></td>	0 <td>0<td>---</td><td>169<td>197<td>.858<td>273<td>513<td>786<td>107<td>222<td>1<td>59<td>85<td>78<td>669<td>8.4</td></td></td></td></td></td></td></td></td></td></td></td></td></td></td>	0 <td>---</td> <td>169<td>197<td>.858<td>273<td>513<td>786<td>107<td>222<td>1<td>59<td>85<td>78<td>669<td>8.4</td></td></td></td></td></td></td></td></td></td></td></td></td></td>	---	169 <td>197<td>.858<td>273<td>513<td>786<td>107<td>222<td>1<td>59<td>85<td>78<td>669<td>8.4</td></td></td></td></td></td></td></td></td></td></td></td></td>	197 <td>.858<td>273<td>513<td>786<td>107<td>222<td>1<td>59<td>85<td>78<td>669<td>8.4</td></td></td></td></td></td></td></td></td></td></td></td>	.858 <td>273<td>513<td>786<td>107<td>222<td>1<td>59<td>85<td>78<td>669<td>8.4</td></td></td></td></td></td></td></td></td></td></td>	273 <td>513<td>786<td>107<td>222<td>1<td>59<td>85<td>78<td>669<td>8.4</td></td></td></td></td></td></td></td></td></td>	513 <td>786<td>107<td>222<td>1<td>59<td>85<td>78<td>669<td>8.4</td></td></td></td></td></td></td></td></td>	786 <td>107<td>222<td>1<td>59<td>85<td>78<td>669<td>8.4</td></td></td></td></td></td></td></td>	107 <td>222<td>1<td>59<td>85<td>78<td>669<td>8.4</td></td></td></td></td></td></td>	222 <td>1<td>59<td>85<td>78<td>669<td>8.4</td></td></td></td></td></td>	1 <td>59<td>85<td>78<td>669<td>8.4</td></td></td></td></td>	59 <td>85<td>78<td>669<td>8.4</td></td></td></td>	85 <td>78<td>669<td>8.4</td></td></td>	78 <td>669<td>8.4</td></td>	669 <td>8.4</td>	8.4
Totals	160	159	5374	499	1088	.459	0 <td>4<td>.000<td>347<td>406</td><td>.855</td><td>530</td><td>998</td><td>1528</td><td>234</td><td>482<td>7<td>137<td>193<td>170<td>1345</td><td>8.4</td></td></td></td></td></td></td></td></td>	4 <td>.000<td>347<td>406</td><td>.855</td><td>530</td><td>998</td><td>1528</td><td>234</td><td>482<td>7<td>137<td>193<td>170<td>1345</td><td>8.4</td></td></td></td></td></td></td></td>	.000 <td>347<td>406</td><td>.855</td><td>530</td><td>998</td><td>1528</td><td>234</td><td>482<td>7<td>137<td>193<td>170<td>1345</td><td>8.4</td></td></td></td></td></td></td>	347 <td>406</td> <td>.855</td> <td>530</td> <td>998</td> <td>1528</td> <td>234</td> <td>482<td>7<td>137<td>193<td>170<td>1345</td><td>8.4</td></td></td></td></td></td>	406	.855	530	998	1528	234	482 <td>7<td>137<td>193<td>170<td>1345</td><td>8.4</td></td></td></td></td>	7 <td>137<td>193<td>170<td>1345</td><td>8.4</td></td></td></td>	137 <td>193<td>170<td>1345</td><td>8.4</td></td></td>	193 <td>170<td>1345</td><td>8.4</td></td>	170 <td>1345</td> <td>8.4</td>	1345	8.4

SHANNON BROWN		#12	POS: GUARD		HGT: 6-4		WGT: 211		BORN: 11-29-85		FROM: MICHIGAN STATE												
Acquired: Signed on August 6, 2008																							
Departed: Traded to L.A. Lakers with Adam Morrison in exchange for Vladimir Radmanovic on February 7, 2009																							
YR	G	GS	MIN	FG	FGA	PCT	3FG	3FGA	PCT	FT	FTA	PCT	OFF	DEF	TOT	AST	PF	DQ	STL	TO	BLK	PTS	AVG
08-09	30	0	341	56	123	.455	8	28	.286	24	30	.800	8	16	24	28	33	0	18	29	5	144	4.8



ALL-TIME ROSTER

Note: Players are listed based on appearing in at least one regular or postseason game

MATT BULLARD	#50	POS: FORWARD	HGT: 6-10	WGT: 215	BORN: 6-5-67	FROM: IOWA
--------------	-----	--------------	-----------	----------	--------------	------------

Acquired: Signed on August 13, 2001

Departed: A member of the final Charlotte Hornets team of the classic era

YR	G	GS	MIN	FG	FGA	PCT	3FG	3FGA	PCT	FT	FTA	PCT	OFF	DEF	TOT	AST	PF	DQ	STL	TO	BLK	PTS	AVG
01-02	31	0	350	39	115	.339	16	57	.281	11	12	.917	10	37	47	16	29	0	2	12	2	105	3.4

KEVIN BURLESON	#12	POS: GUARD	HGT: 6-3	WGT: 205	BORN: 9-4-79	FROM: MINNESOTA
----------------	-----	------------	----------	----------	--------------	-----------------

Acquired: Signed on August 31, 2005

Departed: Became an unrestricted after the 2005-06 season

YR	G	GS	MIN	FG	FGA	PCT	3FG	3FGA	PCT	FT	FTA	PCT	OFF	DEF	TOT	AST	PF	DQ	STL	TO	BLK	PTS	AVG
05-06	39	1	240	22	88	.250	10	24	.185	16	17	.941	4	22	26	48	63	2	26	25	2	70	1.8

SCOTT BURRELL	#24/#2	POS: FORWARD	HGT: 6-7	WGT: 218	BORN: 1-12-71	FROM: CONNECTICUT
---------------	--------	--------------	----------	----------	---------------	-------------------

Acquired: Selected with the 20th overall pick in the 1993 NBA Draft

Departed: Traded to Golden State on February 20, 1997, in exchange for Donald Royal

Acquired: Signed on April 10, 2001

Departed: Became an unrestricted free agent after the 2000-01 season

YR	G	GS	MIN	FG	FGA	PCT	3FG	3FGA	PCT	FT	FTA	PCT	OFF	DEF	TOT	AST	PF	DQ	STL	TO	BLK	PTS	AVG
93-94	51	16	767	98	234	.419	2	6	.333	46	70	.657	46	86	132	62	88	0	37	45	16	244	4.8
94-95	65	62	2014	277	593	.467	96	235	.409	100	144	.694	96	272	368	161	187	1	75	85	40	750	11.5
95-96	20	20	693	92	206	.447	37	98	.378	42	56	.750	26	72	98	47	76	2	27	43	13	263	13.2
96-97	28	2	482	45	131	.344	19	55	.345	42	53	.792	24	55	79	39	60	0	14	25	11	151	5.4
00-01	4	0	41	7	15	.467	2	6	.333	1	4	.250	1	2	3	1	8	0	3	0	0	17	4.3
Totals	168	100	3997	519	1179	.440	156	400	.390	231	327	.706	193	487	680	310	419	3	156	198	80	1425	8.5

WILLIE BURTON	#9	POS: FORWARD	HGT: 6-8	WGT: 210	BORN: 5-26-68	FROM: MINNESOTA
---------------	----	--------------	----------	----------	---------------	-----------------

Acquired: Signed on February 28, 1999

Departed: Waived on March 8, 1999

YR	G	GS	MIN	FG	FGA	PCT	3FG	3FGA	PCT	FT	FTA	PCT	OFF	DEF	TOT	AST	PF	DQ	STL	TO	BLK	PTS	AVG
98-99	3	0	18	1	7	.143	0	1	.000	2	4	.500	4	2	6	0	2	0	0	1	0	4	1.3

ELDEN CAMPBELL	#5/#41	POS: CENTER	HGT: 7-0	WGT: 215	BORN: 7-23-68	FROM: CLEMSON
----------------	--------	-------------	----------	----------	---------------	---------------

Acquired: From L.A. Lakers with Eddie Jones on March 10, 1999, in exchange for Glen Rice, B.J. Armstrong and J.R. Reid

Departed: A member of the final Charlotte Hornets team of the classic era

YR	G	GS	MIN	FG	FGA	PCT	3FG	3FGA	PCT	FT	FTA	PCT	OFF	DEF	TOT	AST	PF	DQ	STL	TO	BLK	PTS	AVG
98-99	32	32	1134	178	364	.489	0	1	.000	134	207	.647	88	213	301	61	108	1	38	58	57	490	15.3
99-00	78	77	2538	370	829	.446	0	6	.000	247	358	.690	168	422	590	129	269	6	56	127	150	987	12.7
00-01	78	78	2337	367	834	.440	0	6	.000	288	406	.709	157	451	608	104	280	1	60	144	140	1022	13.1
01-02	77	75	2156	384	794	.484	0	2	.000	306	384	.797	133	397	530	102	264	4	60	138	137	1074	13.9
Totals	265	261	8165	1299	2821	.460	0	15	.000	975	1355	.720	546	1483	2029	396	921	12	214	467	484	3573	13.5

MATT CARROLL	#13/#33	POS: GUARD	HGT: 6-6	WGT: 212	BORN: 8-28-80	FROM: NOTRE DAME
--------------	---------	------------	----------	----------	---------------	------------------

Acquired: Signed on February 23, 2005

Departed: Traded to Dallas with Ryan Hollins for DeSagana Diop on January 16, 2009

Acquired: From Dallas with Erick Dampier and Eduardo Najera on July 13, 2010 in exchange for Alexis Ajinca and Tyson Chandler

Departed: Traded to New Orleans for Hakim Warrick on November 12, 2012

YR	G	GS	MIN	FG	FGA	PCT	3FG	3FGA	PCT	FT	FTA	PCT	OFF	DEF	TOT	AST	PF	DQ	STL	TO	BLK	PTS	AVG
04-05	25	0	430	70	180	.389	13	39	.333	71	83	.855	13	47	60	17	37	0	17	25	2	224	9.0
05-06	78	6	1275	192	476	.403	72	185	.389	138	168	.821	34	123	157	35	120	0	47	48	11	594	7.6
06-07	72	47	1878	285	658	.433	111	267	.416	188	208	.904	35	172	207	91	176	1	53	73	9	869	12.1
07-08	80	18	2016	252	589	.428	105	241	.436	111	138	.804	33	193	226	73	187	0	46	58	19	720	9.0
08-09	34	10	475	56	138	.406	12	45	.267	15	19	.789	5	50	55	24	53	0	18	26	5	139	4.1
10-11	54	1	582	89	199	.447	17	46	.370	40	52	.769	12	56	68	23	43	0	17	23	6	235	4.4
11-12	53	2	596	52	157	.331	8	43	.186	30	38	.789	8	50	58	38	52	0	16	24	7	142	2.7
12-13	1	0	6	0	0	---	0	0	---	0	0	---	0	0	0	1	1	0	0	0	0	0	0.0
Totals	397	84	7258	996	2397	.416	338	866	.390	593	706	.840	140	691	831	302	669	1	214	277	59	2923	7.4

TOM CHAMBERS	#22	POS: FORWARD	HGT: 6-10	WGT: 220	BORN: 6-21-59	FROM: UTAH
--------------	-----	--------------	-----------	----------	---------------	------------

Acquired: Signed on January 30, 1997

Departed: Waived on April 8, 1997

YR	G	GS	MIN	FG	FGA	PCT	3FG	3FGA	PCT	FT	FTA	PCT	OFF	DEF	TOT	AST	PF	DQ	STL	TO	BLK	PTS	AVG
96-97	12	5	83	7	31	.226	2	3	.667	3	4	.750	3	11	14	4	14	0	1	9	0	19	1.6



HISTORY

ALL-TIME ROSTER Note: Players are listed based on appearing in at least one regular or postseason game

TYSON CHANDLER	#6	POS: CENTER	HGT: 7-1	WGT: 235	BORN: 10-2-82	FROM: DOMINGUEZ HS (CA)
-----------------------	-----------	--------------------	-----------------	-----------------	----------------------	--------------------------------

Acquired: From New Orleans on July 28, 2009 in exchange for Emeke Okafor

Departed: Traded to Dallas with Alexis Ajinca in exchange for Matt Carroll, Erick Dampier and Eduardo Najera on July 13, 2010

YR	G	GS	MIN	FG	FGA	PCT	3FG	3FGA	PCT	FT	FTA	PCT	OFF	DEF	TOT	AST	PF	DQ	STL	TO	BLK	PTS	AVG
09-10	51	27	1163	109	190	.574	0	0	---	115	157	.732	114	206	320	16	138	1	17	91	55	333	6.5

REX CHAPMAN	#3	POS: GUARD	HGT: 6-4	WGT: 185	BORN: 10-5-67	FROM: KENTUCKY
--------------------	-----------	-------------------	-----------------	-----------------	----------------------	-----------------------

Acquired: Selected with the eighth overall pick in the 1998 NBA Draft

Departed: Traded to Washington on February 19, 1992, in exchange for Tom Hammonds

YR	G	GS	MIN	FG	FGA	PCT	3FG	3FGA	PCT	FT	FTA	PCT	OFF	DEF	TOT	AST	PF	DQ	STL	TO	BLK	PTS	AVG
88-89	75	44	2219	526	1271	.414	60	191	.314	155	195	.795	74	113	187	176	167	1	70	113	25	1267	16.9
89-90	54	52	1762	377	924	.408	47	142	.331	144	192	.750	52	127	179	132	113	0	46	100	6	945	17.5
90-91	70	68	2100	410	922	.445	48	148	.324	234	282	.830	45	146	191	250	167	1	73	131	16	1102	15.7
91-92	21	11	545	108	240	.450	8	27	.296	36	53	.679	9	45	54	86	47	0	14	42	8	260	12.4
Totals	220	175	6626	1421	3357	.423	163	508	.321	569	722	.788	180	431	611	644	494	2	203	386	55	3574	16.2

DERRICK COLEMAN	#44	POS: FORWARD	HGT: 6-10	WGT: 230	BORN: 6-21-67	FROM: SYRACUSE
------------------------	------------	---------------------	------------------	-----------------	----------------------	-----------------------

Acquired: Signed on January 21, 1999

Departed: Traded to Philadelphia on October 25, 2001, in a three-team trade in which Charlotte received George Lynch, Robert Traylor, Jerome Moiso from Philadelphia and Chris Porter from Golden State

YR	G	GS	MIN	FG	FGA	PCT	3FG	3FGA	PCT	FT	FTA	PCT	OFF	DEF	TOT	AST	PF	DQ	STL	TO	BLK	PTS	AVG
88-89	37	29	1178	168	406	.414	7	33	.212	143	190	.753	76	252	328	78	96	1	24	90	42	486	13.1
99-00	74	64	2347	446	979	.456	51	141	.362	296	377	.785	124	508	632	175	195	2	34	173	130	1239	16.7
00-01	34	3	683	97	255	.380	20	51	.392	63	92	.685	46	138	184	39	53	1	10	42	21	277	8.1
Totals	145	96	4208	711	1640	.434	78	225	.347	502	659	.762	246	898	1144	292	344	4	68	305	193	2002	13.8

SHERRON COLLINS	#11	POS: GUARD	HGT: 5-11	WGT: 220	BORN: 3-18-87	FROM: KANSAS
------------------------	------------	-------------------	------------------	-----------------	----------------------	---------------------

Acquired: Signed on August 6, 2010

Departed: Waived on February 24, 2011

YR	G	GS	MIN	FG	FGA	PCT	3FG	3FGA	PCT	FT	FTA	PCT	OFF	DEF	TOT	AST	PF	DQ	STL	TO	BLK	PTS	AVG
10-11	20	0	66	7	25	.280	2	10	.200	1	1	1.000	0	5	5	8	2	0	2	4	0	17	0.9

MARTY CONLON	#7	POS: CENTER	HGT: 6-11	WGT: 224	BORN: 1-19-68	FROM: PROVIDENCE
---------------------	-----------	--------------------	------------------	-----------------	----------------------	-------------------------

Acquired: Signed to two consecutive 10-day contracts on February 1, 1994 before signing for the remainder of the season on February 25, 1994

Departed: Waived on March 22, 1994

YR	G	GS	MIN	FG	FGA	PCT	3FG	3FGA	PCT	FT	FTA	PCT	OFF	DEF	TOT	AST	PF	DQ	STL	TO	BLK	PTS	AVG
93-94	16	8	378	66	109	.606	0	1	.000	31	38	.816	34	55	89	28	36	1	5	23	7	163	10.2

DANTE CUNNINGHAM	#44	POS: FORWARD	HGT: 6-8	WGT: 230	BORN: 4-22-87	FROM: VILLANOVA
-------------------------	------------	---------------------	-----------------	-----------------	----------------------	------------------------

Acquired: From Portland with Sean Marks, Joel Przybilla, two first-round draft picks and cash considerations on February 24, 2011 in exchange for Gerald Wallace

Departed: Became an unrestricted free agent after the 2010-11 season

YR	G	GS	MIN	FG	FGA	PCT	3FG	3FGA	PCT	FT	FTA	PCT	OFF	DEF	TOT	AST	PF	DQ	STL	TO	BLK	PTS	AVG
10-11	22	9	529	92	181	.508	1	9	.111	13	17	.765	23	65	88	13	38	0	15	18	11	198	9.0

EARL CURETON	#25	POS: FORWARD	HGT: 6-9	WGT: 210	BORN: 9-3-57	FROM: DETROIT
---------------------	------------	---------------------	-----------------	-----------------	---------------------	----------------------

Acquired: Signed on July 20, 1988

Departed: Waived on October 31, 1989

Acquired: Signed to two consecutive 10-day contracts beginning on January 14, 1991

Departed: Became an unrestricted free agent on February 2, 1991

YR	G	GS	MIN	FG	FGA	PCT	3FG	3FGA	PCT	FT	FTA	PCT	OFF	DEF	TOT	AST	PF	DQ	STL	TO	BLK	PTS	AVG
88-89	82	41	2047	233	465	.501	0	1	.000	66	123	.537	188	300	488	130	230	3	50	114	61	532	6.5
90-91	9	1	159	8	24	.333	0	1	.000	1	3	.333	6	30	36	3	16	0	0	6	3	17	1.9
Totals	91	42	2206	241	489	.493	0	2	.000	67	126	.532	194	330	524	133	246	3	50	120	64	549	6.0

FRONT OFFICE

BBALL OPS

PLAYERS

13-14 REVIEW

HISTORY

RECORDS

PLAYOFFS

NBA

MISC.



ALL-TIME ROSTER

Note: Players are listed based on appearing in at least one regular or postseason game

DELL CURRY	#30	POS: GUARD	HGT: 6-5	WGT: 190	BORN: 6-23-64	FROM: VIRGINIA TECH
------------	-----	------------	----------	----------	---------------	---------------------

Acquired: Selected in the first round (second pick) from Cleveland in the 1988 NBA Expansion Draft

Departed: Became an unrestricted free agent after the 1997-98 season

YR	G	GS	MIN	FG	FGA	PCT	3FG	3FGA	PCT	FT	FTA	PCT	OFF	DEF	TOT	AST	PF	DQ	STL	TO	BLK	PTS	AVG
88-89	48	0	813	256	521	.491	19	55	.345	40	46	.870	26	78	104	50	68	0	42	44	4	571	11.9
89-90	67	13	1860	461	990	.466	52	147	.354	96	104	.923	31	137	168	159	148	0	98	100	26	1070	16.0
90-91	76	14	1515	337	715	.471	32	86	.372	96	114	.842	47	152	199	166	125	0	75	80	25	802	10.6
91-92	77	0	2020	504	1038	.486	74	183	.404	127	152	.836	57	202	259	177	156	1	93	134	20	1209	15.7
92-93	80	0	2094	498	1102	.452	95	237	.401	136	157	.866	51	235	286	180	150	1	87	129	23	1227	15.3
93-94	82	0	2173	533	1171	.455	152	378	.402	117	134	.873	71	191	262	221	161	0	98	120	27	1335	16.3
94-95	69	0	1718	343	778	.441	154	361	.427	95	111	.856	41	127	168	113	144	1	55	98	18	935	13.6
95-96	82	29	2371	441	974	.453	164	406	.404	146	171	.854	68	196	264	176	173	2	108	130	25	1192	14.5
96-97	68	20	2078	384	836	.459	126	296	.426	114	142	.803	40	171	211	118	147	0	60	93	14	1008	14.8
97-98	52	1	971	194	434	.447	61	145	.421	41	52	.788	26	75	101	69	85	2	31	54	4	490	9.4
Totals	701	77	17613	3951	8559	.462	929	2294	.405	1008	1183	.852	458	1564	2022	1429	1357	7	747	982	186	9839	14.0

JERMAREO DAVIDSON	#33	POS: FORWARD/CENTER	HGT: 6-10	WGT: 230	BORN: 11-17-84	FROM: ALABAMA
-------------------	-----	---------------------	-----------	----------	----------------	---------------

Acquired: 2007 draft rights from Golden State (38th overall pick) with Jason Richardson on June 28, 2007, in exchange for draft rights to Brandon Wright (eighth overall pick)

Departed: Waived on October 27, 2008

YR	G	GS	MIN	FG	FGA	PCT	3FG	3FGA	PCT	FT	FTA	PCT	OFF	DEF	TOT	AST	PF	DQ	STL	TO	BLK	PTS	AVG
07-08	38	2	322	51	125	.408	0	0	---	18	28	.643	21	41	62	13	46	0	7	17	15	120	3.2

BARON DAVIS	#1	POS: GUARD	HGT: 6-3	WGT: 209	BORN: 4-13-79	FROM: UCLA
-------------	----	------------	----------	----------	---------------	------------

Acquired: Selected with the third overall pick in the 1999 NBA Draft

Departed: A member of the final Charlotte Hornets team of the classic era

YR	G	GS	MIN	FG	FGA	PCT	3FG	3FGA	PCT	FT	FTA	PCT	OFF	DEF	TOT	AST	PF	DQ	STL	TO	BLK	PTS	AVG
99-00	82	0	1523	182	433	.420	25	111	.225	97	153	.634	48	117	165	309	201	1	97	140	19	486	5.9
00-01	82	82	3192	409	957	.427	85	274	.310	228	337	.677	129	279	408	598	267	1	170	226	36	1131	13.8
01-02	82	82	3318	559	1341	.417	170	478	.356	196	338	.580	93	256	349	698	241	0	172	246	47	1484	18.1
Totals	246	164	8033	1150	2731	.421	280	863	.324	521	828	.629	270	652	922	1605	709	2	439	612	102	3101	12.6

RICKY DAVIS	#21	POS: GUARD	HGT: 6-7	WGT: 195	BORN: 9-23-79	FROM: IOWA
-------------	-----	------------	----------	----------	---------------	------------

Acquired: Selected with the 21st overall pick in the 1998 NBA Draft

Departed: Traded to Miami with Eddie Jones, Anthony Mason and Dale Ellis on August 1, 2000, in exchange for Jamal Mashburn, P.J. Brown, Otis Thorpe, Tim Jones and Rodney Buford

YR	G	GS	MIN	FG	FGA	PCT	3FG	3FGA	PCT	FT	FTA	PCT	OFF	DEF	TOT	AST	PF	DQ	STL	TO	BLK	PTS	AVG
98-99	46	1	557	81	200	.405	2	12	.167	45	59	.763	40	44	84	58	46	0	30	54	7	209	4.5
99-00	48	4	570	94	187	.503	0	4	.000	39	51	.765	29	54	83	62	39	0	30	46	8	227	4.7
Totals	94	5	1127	175	387	.452	2	16	.125	84	110	.764	69	98	167	120	85	0	60	100	15	436	4.6

TONY DELK	#00	POS: GUARD	HGT: 6-2	WGT: 189	BORN: 1-28-74	FROM: KENTUCKY
-----------	-----	------------	----------	----------	---------------	----------------

Acquired: Selected with the 16th overall pick in the 1996 NBA Draft

Departed: Traded to Golden State with Muggsy Bogueson November 7, 1997, in exchange for B.J. Armstrong

YR	G	GS	MIN	FG	FGA	PCT	3FG	3FGA	PCT	FT	FTA	PCT	OFF	DEF	TOT	AST	PF	DQ	STL	TO	BLK	PTS	AVG
96-97	61	1	867	119	256	.465	52	112	.464	42	51	.824	31	68	99	99	71	1	36	68	6	332	5.4
97-98	3	0	34	3	4	.750	1	1	1.000	1	2	.500	0	2	2	3	8	0	0	4	0	8	2.7
Totals	64	1	901	122	260	.469	53	113	.469	43	53	.811	31	70	101	102	79	1	36	72	6	340	5.3

BORIS DIAW	#32	POS: FORWARD	HGT: 6-8	WGT: 235	BORN: 4-16-82	FROM: FRANCE
------------	-----	--------------	----------	----------	---------------	--------------

Acquired: From Phoenix with Raja Bell and Sean Singletary on December 10, 2008, for Jared Dudley and Jason Richardson

Departed: Waived on March 21, 2012

YR	G	GS	MIN	FG	FGA	PCT	3FG	3FGA	PCT	FT	FTA	PCT	OFF	DEF	TOT	AST	PF	DQ	STL	TO	BLK	PTS	AVG
08-09	59	59	2216	368	743	.495	70	167	.419	83	121	.686	94	254	348	287	161	1	50	178	44	889	15.1
09-10	82	82	2906	373	773	.483	66	206	.320	113	147	.769	131	293	424	325	219	3	60	178	57	925	11.3
10-11	82	82	2778	381	774	.492	78	226	.345	84	123	.683	105	309	414	337	190	1	74	166	46	924	11.3
11-12	37	28	1018	116	283	.410	23	86	.267	17	27	.630	47	148	195	158	71	1	20	84	19	272	7.4
Totals	260	251	8918	1238	2573	.481	237	685	.346	297	418	.711	377	1004	1381	1107	641	6	204	606	166	3010	11.6



HISTORY

ALL-TIME ROSTER Note: Players are listed based on appearing in at least one regular or postseason game

DESAGANA DIOP	#7	POS: CENTER	HGT: 7-0	WGT: 280	BORN: 1-30-82	FROM: OAK HILL ACADEMY (VA)
---------------	----	-------------	----------	----------	---------------	-----------------------------

Acquired: From Dallas on January 16, 2009, for Matt Carroll and Ryan Hollins

Departed: Became an unrestricted free agent after the 2012-13 season

YR	G	GS	MIN	FG	FGA	PCT	3FG	3FGA	PCT	FT	FTA	PCT	OFF	DEF	TOT	AST	PF	DQ	STL	TO	BLK	PTS	AVG
08-09	41	1	584	52	113	.460	0	0	---	10	37	.270	69	86	155	19	73	0	17	28	31	114	2.8
09-10	27	0	262	15	29	.517	0	0	---	2	9	.222	24	41	65	5	31	1	5	12	14	32	1.2
10-11	16	0	181	8	24	.333	0	0	---	4	11	.364	12	28	40	7	26	1	4	11	15	20	1.3
11-12	27	9	325	15	42	.357	0	0	---	1	6	.167	33	52	85	23	36	0	6	19	13	31	1.1
12-13	22	1	226	8	27	.296	0	1	.000	0	1	.000	10	41	51	13	19	0	5	8	16	16	0.7
Totals	133	11	1578	98	235	.417	0	1	.000	17	64	.265	148	248	396	67	185	2	37	78	89	213	1.6

VLADE DIVAC	#12	POS: CENTER	HGT: 7-1	WGT: 243	BORN: 2-3-68	FROM: SERBIA
-------------	-----	-------------	----------	----------	--------------	--------------

Acquired: From L.A. Lakers on July 11, 1996, in exchange for the draft rights to Kobe Bryant

Departed: Became an unrestricted free agent after the 1997-98 season

YR	G	GS	MIN	FG	FGA	PCT	3FG	3FGA	PCT	FT	FTA	PCT	OFF	DEF	TOT	AST	PF	DQ	STL	TO	BLK	PTS	AVG
96-97	81	80	2840	418	847	.494	11	47	.234	177	259	.683	241	484	725	301	277	6	103	193	180	1024	12.6
97-98	64	41	1805	267	536	.498	3	14	.214	130	188	.691	183	335	518	172	179	1	83	114	94	667	10.4
Totals	145	121	4645	685	1383	.495	14	61	.230	307	447	.687	424	819	1243	473	456	7	186	307	274	1691	11.7

CHRIS DOUGLAS-ROBERTS	#55	POS: GUARD	HGT: 6-7	WGT: 210	BORN: 1-08-87	FROM: MEMPHIS
-----------------------	-----	------------	----------	----------	---------------	---------------

Acquired: Signed on December 11, 2013

Departed: Became an unrestricted free agent after the 2013-14 season

YR	G	GS	MIN	FG	FGA	PCT	3FG	3FGA	PCT	FT	FTA	PCT	OFF	DEF	TOT	AST	PF	DQ	STL	TO	BLK	PTS	AVG
13-14	49	8	1016	111	252	.440	51	132	.386	66	82	.805	16	103	119	51	61	0	29	36	16	339	6.9

TERRY DOZIER	#23	POS: FORWARD	HGT: 6-9	WGT: 210	BORN: 6-29-66	FROM: SOUTH CAROLINA
--------------	-----	--------------	----------	----------	---------------	----------------------

Acquired: Signed on September 28, 1989

Departed: Waived on November 23, 1989

YR	G	GS	MIN	FG	FGA	PCT	3FG	3FGA	PCT	FT	FTA	PCT	OFF	DEF	TOT	AST	PF	DQ	STL	TO	BLK	PTS	AVG
89-90	9	0	92	9	27	.333	0	1	.000	4	8	.500	7	8	15	3	10	0	6	7	2	22	2.4

BRYCE DREW	#17	POS: GUARD	HGT: 6-3	WGT: 185	BORN: 9-21-74	FROM: VALPARAISO
------------	-----	------------	----------	----------	---------------	------------------

Acquired: Signed on July 24, 2001

Departed: A member of the final Charlotte Hornets team of the classic era

YR	G	GS	MIN	FG	FGA	PCT	3FG	3FGA	PCT	FT	FTA	PCT	OFF	DEF	TOT	AST	PF	DQ	STL	TO	BLK	PTS	AVG
01-02	61	0	774	78	182	.429	31	73	.425	23	29	.793	14	58	72	101	49	0	32	33	2	210	3.4

JARED DUDLEY	#4	POS: FORWARD	HGT: 6-7	WGT: 225	BORN: 7-10-85	FROM: BOSTON COLLEGE
--------------	----	--------------	----------	----------	---------------	----------------------

Acquired: Selected with the 22nd overall pick in the 2007 NBA Draft

Departed: Traded to Phoenix with Jason Richardson in exchange for Raja Bell, Boris Diaw and Sean Singletary on December 10, 2008

YR	G	GS	MIN	FG	FGA	PCT	3FG	3FGA	PCT	FT	FTA	PCT	OFF	DEF	TOT	AST	PF	DQ	STL	TO	BLK	PTS	AVG
07-08	73	14	1384	163	348	.468	9	41	.220	87	118	.737	121	165	286	81	128	1	55	50	10	422	5.8
08-09	20	7	427	45	96	.469	3	8	.375	15	24	.625	25	34	59	19	40	1	18	10	2	108	5.4
Totals	93	21	1811	208	444	.469	12	49	.245	102	142	.718	146	199	345	100	168	2	73	60	12	530	5.7

DALE ELLIS	#2	POS: FORWARD	HGT: 6-7	WGT: 205	BORN: 8-6-60	FROM: TENNESSEE
------------	----	--------------	----------	----------	--------------	-----------------

Acquired: From Milwaukee in exchange for second-round draft picks in 2000 and 2002

Departed: Traded to Miami with Eddie Jones, Anthony Mason and Ricky Davis on August 1, 2000, in exchange for Jamal Mashburn, P.J. Brown, Otis Thorpe and Rodney Buford

YR	G	GS	MIN	FG	FGA	PCT	3FG	3FGA	PCT	FT	FTA	PCT	OFF	DEF	TOT	AST	PF	DQ	STL	TO	BLK	PTS	AVG
99-00	24	5	240	19	58	.328	14	35	.400	3	4	.750	6	16	22	8	22	0	7	13	0	55	2.3

LERON ELLIS	#43	POS: CENTER	HGT: 6-10	WGT: 225	BORN: 4-28-69	FROM: SYRACUSE
-------------	-----	-------------	-----------	----------	---------------	----------------

Acquired: Signed on September 23, 1993

Departed: Traded to Miami with Alonzo Mourning and Pete Myers on November 3, 1995, in exchange for Glen Rice, Khalid Reeves, Matt Geiger and a 1996 first-round draft pick

YR	G	GS	MIN	FG	FGA	PCT	3FG	3FGA	PCT	FT	FTA	PCT	OFF	DEF	TOT	AST	PF	DQ	STL	TO	BLK	PTS	AVG
93-94	50	1	680	88	182	.484	0	0	---	45	68	.662	70	118	188	24	83	1	17	21	25	221	4.4



ALL-TIME ROSTER

Note: Players are listed based on appearing in at least one regular or postseason game

MELVIN ELY	#2	POS: FORWARD/CENTER	HGT: 6-10	WGT: 255	BORN: 5-2-78	FROM: FRESNO STATE
------------	----	---------------------	-----------	----------	--------------	--------------------

Acquired: From L.A. Clippers with Eddie House on July 14, 2004, for 2005 and 2006 second round draft picks

Departed: Traded to San Antonio for Eric Williams on February 13, 2007

YR	G	GS	MIN	FG	FGA	PCT	3FG	3FGA	PCT	FT	FTA	PCT	OFF	DEF	TOT	AST	PF	DQ	STL	TO	BLK	PTS	AVG
04-05	79	17	1649	227	526	.432	0	0	---	122	212	.575	142	184	326	76	199	1	32	115	69	576	7.3
05-06	57	22	1348	216	425	.508	0	2	.000	128	192	.667	94	183	277	76	160	1	29	100	44	560	9.8
06-07	24	0	244	23	60	.383	0	0	---	24	35	.686	12	27	39	14	39	0	2	23	6	70	2.9
Totals	160	39	3241	466	1011	.460	0	2	.000	274	439	.624	248	394	642	166	398	2	63	238	119	1206	7.5

TONY FARMER	#8	POS: FORWARD	HGT: 6-9	WGT: 244	BORN: 1-3-70	FROM: NEBRASKA
-------------	----	--------------	----------	----------	--------------	----------------

Acquired: Signed on September 10, 1997

Departed: Waived on March 24, 1998

YR	G	GS	MIN	FG	FGA	PCT	3FG	3FGA	PCT	FT	FTA	PCT	OFF	DEF	TOT	AST	PF	DQ	STL	TO	BLK	PTS	AVG
97-98	27	2	169	17	53	.321	2	9	.222	31	39	.795	16	16	32	5	23	0	10	9	4	67	2.5

JAMIE FEICK	#50	POS: FORWARD	HGT: 6-9	WGT: 255	BORN: 7-3-74	FROM: MICHIGAN STATE
-------------	-----	--------------	----------	----------	--------------	----------------------

Acquired: Signed to two consecutive 10-day contracts on January 3, 1997

Departed: Became an unrestricted free agent on January 27, 1997

YR	G	GS	MIN	FG	FGA	PCT	3FG	3FGA	PCT	FT	FTA	PCT	OFF	DEF	TOT	AST	PF	DQ	STL	TO	BLK	PTS	AVG
96-97	3	0	10	2	4	.500	1	1	1.000	0	2	.000	1	2	3	0	3	0	0	0	1	5	1.7

RAYMOND FELTON	#20	POS: GUARD	HGT: 6-1	WGT: 198	BORN: 6-26-84	FROM: NORTH CAROLINA
----------------	-----	------------	----------	----------	---------------	----------------------

Acquired: Selected with the fifth overall pick in the 2005 NBA Draft

Departed: Became an unrestricted free agent after the 2009-10 season

YR	G	GS	MIN	FG	FGA	PCT	3FG	3FGA	PCT	FT	FTA	PCT	OFF	DEF	TOT	AST	PF	DQ	STL	TO	BLK	PTS	AVG
05-06	80	54	2406	345	883	.391	97	271	.358	161	222	.725	77	188	265	446	181	0	102	182	8	948	11.9
06-07	78	75	2832	393	1024	.384	103	312	.330	204	256	.797	51	216	267	545	180	1	118	230	10	1093	14.0
07-08	79	79	2972	412	997	.413	56	200	.280	260	325	.800	37	199	236	583	184	0	96	213	12	1140	14.4
08-09	82	81	3086	442	1083	.408	59	207	.285	219	272	.805	54	256	310	553	191	1	136	228	30	1162	14.2
09-10	80	80	2643	388	846	.459	60	156	.385	132	173	.763	53	235	288	446	172	1	123	168	22	968	12.1
Totals	399	369	13939	1980	4833	.410	375	1146	.327	976	1248	.782	272	1094	1366	2573	908	3	575	1021	82	5311	13.3

ANTHONY FREDERICK	#24	POS: FORWARD	HGT: 6-7	WGT: 205	BORN: 12-7-64	FROM: PEPPERDINE
-------------------	-----	--------------	----------	----------	---------------	------------------

Acquired: Signed on October 1, 1991

Departed: Became an unrestricted free agent after the 1991-92 season

YR	G	GS	MIN	FG	FGA	PCT	3FG	3FGA	PCT	FT	FTA	PCT	OFF	DEF	TOT	AST	PF	DQ	STL	TO	BLK	PTS	AVG
91-92	66	26	852	161	370	.435	4	17	.235	63	92	.685	75	69	144	71	91	0	40	58	26	389	5.9

TODD FULLER	#52	POS: CENTER	HGT: 7-0	WGT: 255	BORN: 7-25-74	FROM: NORTH CAROLINA STATE
-------------	-----	-------------	----------	----------	---------------	----------------------------

Acquired: Signed on August 18, 1999

Departed: Became an unrestricted free agent after the 1999-00 season

YR	G	GS	MIN	FG	FGA	PCT	3FG	3FGA	PCT	FT	FTA	PCT	OFF	DEF	TOT	AST	PF	DQ	STL	TO	BLK	PTS	AVG
99-00	41	2	399	51	122	.418	0	0	---	32	53	.604	36	74	110	5	46	0	9	27	8	134	3.3

KENNY GATTISON	#33/#44	POS: FORWARD	HGT: 6-8	WGT: 225	BORN: 5-23-64	FROM: OLD DOMINION
----------------	---------	--------------	----------	----------	---------------	--------------------

Acquired: Signed on December 2, 1989

Departed: Selected by Vancouver on June 24, 1995 in the 1995 NBA Expansion Draft

YR	G	GS	MIN	FG	FGA	PCT	3FG	3FGA	PCT	FT	FTA	PCT	OFF	DEF	TOT	AST	PF	DQ	STL	TO	BLK	PTS	AVG
89-90	63	2	941	148	269	.550	1	1	1.000	75	110	.682	75	122	197	39	150	1	35	67	31	372	5.9
90-91	72	6	1552	243	457	.532	0	2	.000	164	248	.661	136	243	379	44	211	3	48	102	67	650	9.0
91-92	82	71	2223	423	799	.529	0	2	.000	196	285	.688	177	403	580	131	273	4	59	140	69	1042	12.7
92-93	75	5	1475	203	384	.529	0	3	.000	102	169	.604	108	245	353	68	237	3	48	64	55	508	6.8
93-94	77	18	1644	233	445	.524	0	0	---	126	195	.646	105	253	358	95	229	3	59	79	46	592	7.7
94-95	21	0	409	47	100	.470	0	1	.000	31	51	.608	21	54	75	17	64	1	7	22	15	125	6.0
Totals	390	102	8244	1297	2454	.529	1	9	.111	694	1058	.656	622	1320	1942	394	1164	15	256	474	283	3289	8.4



HISTORY

FRONT OFFICE

BBALL OPS

PLAYERS

13-14 REVIEW

HISTORY

RECORDS

PLAYOFFS

NBA

MISC.

ALL-TIME ROSTER Note: Players are listed based on appearing in at least one regular or postseason game

MATT GEIGER	#52	POS: CENTER	HGT: 7-0	WGT: 243	BORN: 9-10-69	FROM: GEORGIA TECH
-------------	-----	-------------	----------	----------	---------------	--------------------

Acquired: From Miami with Glen Rice, Khalid Reeves and a 1996 first-round draft pick on November 3, 1995, in exchange for Alonzo Mourning, Pete Myers and LeRon Ellis																							
Departed: Became an unrestricted free agent after the 1997-98 season																							
YR	G	GS	MIN	FG	FGA	PCT	3FG	3FGA	PCT	FT	FTA	PCT	OFF	DEF	TOT	AST	PF	DQ	STL	TO	BLK	PTS	AVG
95-96	77	50	2349	357	666	.536	3	8	.375	149	205	.727	201	448	649	60	290	11	46	137	63	866	11.2
96-97	49	13	1044	171	350	.489	6	20	.300	89	127	.701	100	158	258	38	153	1	20	67	27	437	8.9
97-98	78	42	1839	358	709	.505	1	11	.091	168	236	.712	196	325	521	78	191	1	68	111	87	885	11.3
Totals	204	105	5232	886	1725	.514	10	39	.256	406	568	.715	497	931	1428	176	634	13	134	315	177	2188	10.7

KENDALL GILL	#13	POS: GUARD	HGT: 6-5	WGT: 195	BORN: 5-25-68	FROM: ILLINOIS
--------------	-----	------------	----------	----------	---------------	----------------

Acquired: Selected with the fifth overall pick in the 1990 NBA Draft.

Departed: Traded to Seattle on September 1, 1993, in exchange for Dana Barros, Eddie Johnson and the right to switch 1994 first-round draft picks

Acquired: From Seattle on June 27, 1995, in exchange for Hersey Hawkins and David Wingate

Departed: Traded to New Jersey with Khalid Reeves on January 19, 1996, in exchange for Kenny Anderson and Gerald Glass

YR	G	GS	MIN	FG	FGA	PCT	3FG	3FGA	PCT	FT	FTA	PCT	OFF	DEF	TOT	AST	PF	DQ	STL	TO	BLK	PTS	AVG
90-91	82	36	1944	376	836	.450	2	14	.143	152	182	.835	105	158	263	303	186	0	104	163	39	906	11.0
91-92	79	79	2906	666	1427	.467	6	25	.240	284	381	.745	165	237	402	329	237	1	154	180	46	1622	20.5
92-93	69	67	2430	463	1032	.449	17	62	.274	224	290	.772	120	220	340	268	191	2	98	174	36	1167	16.9
95-96	36	36	1265	179	372	.481	17	54	.315	89	117	.761	56	133	189	225	101	2	42	110	22	464	12.9
Totals	266	218	8545	1684	3667	.459	42	155	.271	749	970	.772	446	748	1194	1125	715	5	398	627	143	4159	15.6

ARMON GILLIAM	#45	POS: FORWARD	HGT: 6-9	WGT: 230	BORN: 5-28-64	FROM: UNLV
---------------	-----	--------------	----------	----------	---------------	------------

Acquired: From Phoenix on December 13, 1989, in exchange for Kurt Rambis and two future second-round draft picks

Departed: Traded to Philadelphia with Dave Hoppen on January 4, 1991, in exchange for Mike Gminski

YR	G	GS	MIN	FG	FGA	PCT	3FG	3FGA	PCT	FT	FTA	PCT	OFF	DEF	TOT	AST	PF	DQ	STL	TO	BLK	PTS	AVG
89-90	60	59	2159	432	819	.527	0	2	.000	264	363	.727	185	344	529	91	184	4	63	166	46	1128	18.8
90-91	25	25	949	195	380	.513	0	0	---	104	128	.813	86	148	234	27	65	1	34	64	21	494	19.8
Totals	85	84	3108	627	1199	.523	0	2	.000	368	491	.749	271	492	763	118	249	5	97	230	67	1622	19.1

GERALD GLASS	#35	POS: FORWARD	HGT: 6-6	WGT: 221	BORN: 11-12-67	FROM: MISSISSIPPI
--------------	-----	--------------	----------	----------	----------------	-------------------

Acquired: From New Jersey with Kenny Anderson on January 19, 1996, in exchange for Kendall Gill and Khalid Reeves

Departed: Waived on February 22, 1996

YR	G	GS	MIN	FG	FGA	PCT	3FG	3FGA	PCT	FT	FTA	PCT	OFF	DEF	TOT	AST	PF	DQ	STL	TO	BLK	PTS	AVG
95-96	5	0	15	2	5	.400	0	1	.000	1	1	1.000	1	1	2	0	5	0	1	0	0	5	1.0

MIKE GMINSKI	#42	POS: CENTER	HGT: 6-11	WGT: 250	BORN: 8-3-59	FROM: DUKE
--------------	-----	-------------	-----------	----------	--------------	------------

Acquired: From Philadelphia on January 4, 1991, in exchange for Armon Gilliam and Dave Hoppen

Departed: Traded to Milwaukee with a 1996 first-round draft pick on February 24, 1994, in exchange for Frank Brickowski

YR	G	GS	MIN	FG	FGA	PCT	3FG	3FGA	PCT	FT	FTA	PCT	OFF	DEF	TOT	AST	PF	DQ	STL	TO	BLK	PTS	AVG
90-91	50	50	1405	248	524	.473	1	6	.167	75	95	.789	115	266	381	60	58	0	24	54	22	572	11.4
91-92	35	10	499	90	199	.452	1	3	.333	21	28	.750	37	81	118	31	37	0	11	20	16	202	5.8
92-93	34	0	251	42	83	.506	0	0	---	9	10	.900	34	51	85	7	28	0	1	11	9	93	2.7
93-94	21	6	255	31	79	.392	0	0	---	11	14	.786	19	40	59	11	20	0	13	11	13	73	3.5
Totals	140	66	2410	411	885	.464	2	9	.222	116	147	.789	205	438	643	109	143	0	49	96	60	940	6.7

ANTHONY GOLDWIRE	#5	POS: GUARD	HGT: 6-2	WGT: 182	BORN: 9-6-71	FROM: HOUSTON
------------------	----	------------	----------	----------	--------------	---------------

Acquired: Signed as a free agent on January 2, 1996

Departed: Traded to Denver with George Zidek on February 20, 1997, in exchange for Ricky Pierce

YR	G	GS	MIN	FG	FGA	PCT	3FG	3FGA	PCT	FT	FTA	PCT	OFF	DEF	TOT	AST	PF	DQ	STL	TO	BLK	PTS	AVG
95-96	42	8	621	76	189	.402	33	83	.398	46	60	.767	8	35	43	112	79	0	16	63	0	231	5.5
96-97	33	9	576	62	154	.403	36	82	.439	30	40	.750	3	35	38	94	58	1	19	41	1	190	5.8
Totals	75	17	1197	138	343	.402	69	165	.418	76	100	.760	11	70	81	206	137	1	35	104	1	421	5.6

BEN GORDON	#8	POS: GUARD	HGT: 6-3	WGT: 200	BORN: 4-4-83	FROM: CONNECTICUT
------------	----	------------	----------	----------	--------------	-------------------

Acquired: From Detroit with a future first round draft pick on June 26, 2012, for Corey Maggette

Departed: Waived on March 2, 2014

YR	G	GS	MIN	FG	FGA	PCT	3FG	3FGA	PCT	FT	FTA	PCT	OFF	DEF	TOT	AST	PF	DQ	STL	TO	BLK	PTS	AVG
12-13	75	0	1560	310	760	.408	113	292	.387	107	127	.843	18	112	130	141	134	2	35	136	16	840	11.2
13-14	19	0	279	37	108	.343	8	29	.276	17	22	.810	3	24	27	21	18	0	10	21	2	99	5.2
Totals	94	0	1839	347	868	.400	121	321	.377	124	148	.838	21	136	157	162	152	2	45	157	18	939	10.0



ALL-TIME ROSTER

Note: Players are listed based on appearing in at least one regular or postseason game

STEPHEN GRAHAM	#23	POS: FORWARD	HGT: 6-6	WGT: 215	BORN: 6-11-82	FROM: OKLAHOMA STATE
----------------	-----	--------------	----------	----------	---------------	----------------------

Acquired: Signed on September 29, 2009

Departed: Became an unrestricted free agent after the 2009-10 season

YR	G	GS	MIN	FG	FGA	PCT	3FG	3FGA	PCT	FT	FTA	PCT	OFF	DEF	TOT	AST	PF	DQ	STL	TO	BLK	PTS	AVG
09-10	70	8	804	119	240	.496	16	50	.320	42	65	.646	24	111	135	23	94	0	20	36	10	296	4.2

RON GRANDISON	#31	POS: FORWARD	HGT: 6-8	WGT: 215	BORN: 7-9-64	FROM: NEW ORLEANS
---------------	-----	--------------	----------	----------	--------------	-------------------

Acquired: Signed on December 30, 1991

Departed: Waived on January 7, 1992

Acquired: Signed to two consecutive 10-day contracts beginning January 10, 1992

Departed: Became an unrestricted free agent on January 30, 1992

YR	G	GS	MIN	FG	FGA	PCT	3FG	3FGA	PCT	FT	FTA	PCT	OFF	DEF	TOT	AST	PF	DQ	STL	TO	BLK	PTS	AVG
91-92	3	0	25	2	4	.500	0	0	---	6	10	.600	3	8	11	1	4	0	1	3	1	10	3.3

GREG GRANT	#5	POS: GUARD	HGT: 5-7	WGT: 140	BORN: 8-29-66	FROM: TRENTON STATE
------------	----	------------	----------	----------	---------------	---------------------

Acquired: Signed on October 31, 1991

Departed: Waived on December 9, 1991

YR	G	GS	MIN	FG	FGA	PCT	3FG	3FGA	PCT	FT	FTA	PCT	OFF	DEF	TOT	AST	PF	DQ	STL	TO	BLK	PTS	AVG
91-92	13	0	57	0	8	.000	0	0	---	1	2	.500	1	3	4	18	3	0	8	5	0	1	0.1

STUART GRAY	#55	POS: CENTER	HGT: 7-0	WGT: 235	BORN: 5-27-63	FROM: UCLA
-------------	-----	-------------	----------	----------	---------------	------------

Acquired: From Indiana on June 27, 1989, in exchange for the rights to Dyrone Nixon

Departed: Traded to New York on February 22, 1990, in exchange for a 1991 second-round draft pick

YR	G	GS	MIN	FG	FGA	PCT	3FG	3FGA	PCT	FT	FTA	PCT	OFF	DEF	TOT	AST	PF	DQ	STL	TO	BLK	PTS	AVG
89-90	39	1	466	38	82	.463	0	2	.000	25	39	.641	38	93	131	17	64	0	12	19	24	101	2.6

JEFF GRAYER	#20	POS: GUARD	HGT: 6-5	WGT: 200	BORN: 12-17-65	FROM: IOWA STATE
-------------	-----	------------	----------	----------	----------------	------------------

Acquired: Signed to a 10-day contract on February 2, 1998

Departed: Became an unrestricted free agent on February 12, 1998

YR	G	GS	MIN	FG	FGA	PCT	3FG	3FGA	PCT	FT	FTA	PCT	OFF	DEF	TOT	AST	PF	DQ	STL	TO	BLK	PTS	AVG
97-98	1	0	11	0	4	.000	0	3	.000	0	0	---	0	0	0	1	0	0	0	2	0	0	0.0

RICKEY GREEN	#14	POS: GUARD	HGT: 6-0	WGT: 170	BORN: 8-18-54	FROM: MICHIGAN
--------------	-----	------------	----------	----------	---------------	----------------

Acquired: Selected in the fifth round (10th pick) from Utah in the 1988 NBA Expansion Draft

Departed: Waived on February 22, 1989

YR	G	GS	MIN	FG	FGA	PCT	3FG	3FGA	PCT	FT	FTA	PCT	OFF	DEF	TOT	AST	PF	DQ	STL	TO	BLK	PTS	AVG
88-89	33	2	370	57	132	.432	1	5	.200	13	14	.929	4	19	23	82	16	0	18	28	0	128	3.9

SIDNEY GREEN	#21	POS: FORWARD	HGT: 6-9	WGT: 220	BORN: 1-4-61	FROM: UNLV
--------------	-----	--------------	----------	----------	--------------	------------

Acquired: From San Antonio with a 1993 first-round draft pick and a 1996 second-round draft pick on December 9, 1992, in exchange for J.R. Reid

Departed: Traded to Philadelphia with Dana Barros, the rights to Greg Graham and the option to switch 1994 first-round draft picks with Seattle on September 3, 1993, in exchange for Hersey Hawkins

YR	G	GS	MIN	FG	FGA	PCT	3FG	3FGA	PCT	FT	FTA	PCT	OFF	DEF	TOT	AST	PF	DQ	STL	TO	BLK	PTS	AVG
92-93	24	0	127	14	40	.350	0	2	.000	12	16	.750	14	33	47	5	16	0	1	8	2	40	1.7

SCOTT HAFFNER	#4	POS: GUARD	HGT: 6-3	WGT: 180	BORN: 2-2-66	FROM: EVANSVILLE
---------------	----	------------	----------	----------	--------------	------------------

Acquired: Signed to two consecutive 10-day contracts beginning January 21, 1991 before being signed for the remainder of the season on February 11, 1991

Departed: Waived on October 11, 1991

YR	G	GS	MIN	FG	FGA	PCT	3FG	3FGA	PCT	FT	FTA	PCT	OFF	DEF	TOT	AST	PF	DQ	STL	TO	BLK	PTS	AVG
90-91	7	0	50	8	21	.381	0	2	.000	1	2	.500	2	2	4	9	4	0	3	4	1	17	2.4

JUSTIN HAMILTON	#41	POS: CENTER	HGT: 7-0	WGT: 260	BORN: 4-1-90	FROM: LOUISIANA STATE
-----------------	-----	-------------	----------	----------	--------------	-----------------------

Acquired: Signed to a 10-day contract on March 4, 2014

Departed: Became an unrestricted free agent on March 14, 2014

YR	G	GS	MIN	FG	FGA	PCT	3FG	3FGA	PCT	FT	FTA	PCT	OFF	DEF	TOT	AST	PF	DQ	STL	TO	BLK	PTS	AVG
13-14	1	0	4	0	0	---	0	0	---	0	0	---	0	0	0	0	0	0	1	1	0	0	0.0

FRONT OFFICE

BALL OPS

PLAYERS

13-14 REVIEW

HISTORY

RECORDS

PLAYOFFS

NBA

MISC.



HISTORY

ALL-TIME ROSTER Note: Players are listed based on appearing in at least one regular or postseason game

TOM HAMMONDS		#20	POS: FORWARD	HGT: 6-9	WGT: 215	BORN: 3-27-67	FROM: GEORGIA TECH
--------------	--	-----	--------------	----------	----------	---------------	--------------------

Acquired: From Washington on February 19, 1992, in exchange for Rex Chapman

Departed: Waived on January 26, 1993

YR	G	GS	MIN	FG	FGA	PCT	3FG	3FGA	PCT	FT	FTA	PCT	OFF	DEF	TOT	AST	PF	DQ	STL	TO	BLK	PTS	AVG
92-93	19	5	142	19	45	.422	0	0	---	5	8	.625	5	26	31	8	20	0	0	3	4	43	2.3

DARRIN HANCOCK		#4	POS: FORWARD	HGT: 6-7	WGT: 205	BORN: 11-3-71	FROM: KANSAS
----------------	--	----	--------------	----------	----------	---------------	--------------

Acquired: Selected with the 38th overall pick in the 1994 NBA Draft

Departed: Became an unrestricted free agent after the 1995-96 season

YR	G	GS	MIN	FG	FGA	PCT	3FG	3FGA	PCT	FT	FTA	PCT	OFF	DEF	TOT	AST	PF	DQ	STL	TO	BLK	PTS	AVG
94-95	46	7	424	68	121	.562	1	3	.333	16	39	.410	14	39	53	30	48	0	19	30	4	153	3.3
95-96	63	7	838	112	214	.523	1	3	.333	47	73	.644	40	58	98	47	94	2	28	56	5	272	4.3
Totals	109	14	1262	180	335	.537	2	6	.333	63	112	.563	54	97	151	77	142	2	47	86	9	425	3.9

OTHELLA HARRINGTON		#24	POS: FORWARD/CENTER	HGT: 6-9	WGT: 235	BORN: 1-31-74	FROM: GEORGETOWN
--------------------	--	-----	---------------------	----------	----------	---------------	------------------

Acquired: Signed on July 19, 2006

Departed: Became an unrestricted free agent after the 2007-08 season

YR	G	GS	MIN	FG	FGA	PCT	3FG	3FGA	PCT	FT	FTA	PCT	OFF	DEF	TOT	AST	PF	DQ	STL	TO	BLK	PTS	AVG
06-07	26	0	220	25	56	.446	0	0	---	17	22	.773	13	25	38	6	49	0	1	15	1	67	2.6
07-08	22	0	166	18	42	.429	0	0	---	10	16	.625	11	31	42	4	34	0	1	11	4	46	2.1
Totals	48	0	386	43	98	.439	0	0	---	27	38	.711	24	56	80	10	83	0	2	26	5	113	2.4

JASON HART		#1	POS: GUARD	HGT: 6-3	WGT: 185	BORN: 4-29-78	FROM: SYRACUSE
------------	--	----	------------	----------	----------	---------------	----------------

Acquired: Signed on July 14, 2004

Departed: Traded to Sacramento for a future second-round draft pick on August 2, 2005

YR	G	GS	MIN	FG	FGA	PCT	3FG	3FGA	PCT	FT	FTA	PCT	OFF	DEF	TOT	AST	PF	DQ	STL	TO	BLK	PTS	AVG
04-05	74	27	1887	257	573	.449	57	173	.368	157	200	.785	18	185	203	367	167	1	99	102	14	706	9.5

KIRK HASTON		#35	POS: FORWARD	HGT: 6-9	WGT: 242	BORN: 3-10-79	FROM: INDIANA
-------------	--	-----	--------------	----------	----------	---------------	---------------

Acquired: Selected with the 16th overall pick in the 2001 NBA Draft

Departed: A member of the final Charlotte Hornets team of the classic era

YR	G	GS	MIN	FG	FGA	PCT	3FG	3FGA	PCT	FT	FTA	PCT	OFF	DEF	TOT	AST	PF	DQ	STL	TO	BLK	PTS	AVG
01-02	15	0	77	11	39	.282	0	3	.000	4	8	.500	5	15	20	5	9	0	0	3	1	26	1.7

HERSEY HAWKINS		#3/#33	POS: GUARD	HGT: 6-3	WGT: 190	BORN: 9-29-66	FROM: BRADLEY
----------------	--	--------	------------	----------	----------	---------------	---------------

Acquired: From Philadelphia on September 3, 1993, in exchange for Dana Barros, Sidney Green, the draft rights to Greg Graham and the option to switch 1994 first-round draft picks with Seattle

Departed: Traded to Seattle with David Wingate on June 27, 1995, in exchange for Kendall Gill

Acquired: Signed on September 21, 2000

Departed: Became an unrestricted free agent after the 2000-01 season

YR	G	GS	MIN	FG	FGA	PCT	3FG	3FGA	PCT	FT	FTA	PCT	OFF	DEF	TOT	AST	PF	DQ	STL	TO	BLK	PTS	AVG
93-94	82	82	2648	395	859	.460	78	235	.332	312	362	.862	89	288	377	216	167	2	135	158	22	1180	14.4
94-95	82	82	2731	390	809	.482	131	298	.440	261	301	.867	60	254	314	262	178	1	122	150	18	1172	14.3
00-01	59	0	681	56	137	.409	17	46	.370	54	63	.857	17	63	80	72	45	0	33	19	9	183	3.1
Totals	223	164	6060	841	1805	.466	226	579	.390	627	726	.864	166	605	771	550	390	3	290	327	49	2535	11.4

MICHAEL HAWKINS		#7	POS: GUARD	HGT: 6-0	WGT: 178	BORN: 10-28-72	FROM: XAVIER
-----------------	--	----	------------	----------	----------	----------------	--------------

Acquired: Signed on November 9, 1999

Departed: Became an unrestricted free agent after the 1999-00 season

YR	G	GS	MIN	FG	FGA	PCT	3FG	3FGA	PCT	FT	FTA	PCT	OFF	DEF	TOT	AST	PF	DQ	STL	TO	BLK	PTS	AVG
99-00	12	0	36	3	13	.231	1	5	.200	1	2	.500	0	7	7	13	2	0	0	3	0	8	0.7

BRENDAN HAYWOOD		#33	POS: CENTER	HGT: 7-0	WGT: 263	BORN: 11-27-79	FROM: NORTH CAROLINA
-----------------	--	-----	-------------	----------	----------	----------------	----------------------

Acquired: Awarded off waivers from Dallas on July 14, 2012 after the Mavericks designated him as the team's amnesty player

Departed: Traded to Cleveland with the draft rights to Dwight Powell for Scotty Hopson on July 12, 2014

YR	G	GS	MIN	FG	FGA	PCT	3FG	3FGA	PCT	FT	FTA	PCT	OFF	DEF	TOT	AST	PF	DQ	STL	TO	BLK	PTS	AVG
12-13	61	17	1162	93	216	.431	0	1	.000	30	66	.455	125	165	290	29	125	0	16	50	49	216	3.5
13-14	Missed entire season due to injury																						
Totals	61	17	1162	93	216	.431	0	1	.000	30	66	.455	125	165	290	29	125	0	16	50	49	216	3.5

FRONT OFFICE

BBALL OPS

PLAYERS

13-14 REVIEW

HISTORY

RECORDS

PLAYOFFS

NBA

MISC.



ALL-TIME ROSTER

Note: Players are listed based on appearing in at least one regular or postseason game

GERALD HENDERSON		#15/9		POS: GUARD		HGT: 6-5		WGT: 215		BORN: 12-9-87		FROM: DUKE											
Acquired: Selected with the 12th overall pick in the 2009 NBA Draft																							
YR	G	GS	MIN	FG	FGA	PCT	3FG	3FGA	PCT	FT	FTA	PCT	OFF	DEF	TOT	AST	PF	DQ	STL	TO	BLK	PTS	AVG
09-10	43	0	355	37	104	.356	4	19	.211	35	47	.745	15	40	55	13	25	0	10	14	9	113	2.6
10-11	68	30	1661	259	570	.454	7	36	.194	128	163	.785	49	158	207	101	118	1	50	64	32	653	9.6
11-12	55	55	1831	332	723	.459	11	47	.234	155	204	.760	64	161	225	126	128	1	49	100	20	830	15.1
12-13	68	58	2133	382	855	.447	33	100	.330	258	313	.824	55	195	250	177	149	0	68	108	34	1055	15.5
13-14	77	77	2461	403	930	.433	40	115	.348	235	309	.761	31	279	310	199	159	0	51	113	32	1081	14.0
Totals	311	220	8441	1413	3182	.444	95	317	.300	811	1036	.783	214	833	1047	616	579	2	228	399	127	3732	12.0

STEVE HENSON		#12	POS: GUARD		HGT: 6-1	WGT: 177	BORN: 2-2-68		FROM: KANSAS														
Acquired: Signed on November 5, 1993																							
Departed: Waived on November 22, 1993																							
YR	G	GS	MIN	FG	FGA	PCT	3FG	3FGA	PCT	FT	FTA	PCT	OFF	DEF	TOT	AST	PF	DQ	STL	TO	BLK	PTS	AVG
93-94	3	0	17	1	2	.500	1	1	1.000	0	0	---	0	1	1	5	3	0	0	1	0	3	1.0

WALTER HERRMANN			#5	POS: FORWARD			HGT: 6-9		WGT: 225		BORN: 6-26-79			FROM: ARGENTINA									
Acquired: Signed on July 19, 2006																							
Departed: Traded to Detroit with Primoz Brezec in exchange for Nazr Mohammed on December 14, 2007																							
YR	G	GS	MIN	FG	FGA	PCT	3FG	3FGA	PCT	FT	FTA	PCT	OFF	DEF	TOT	AST	PF	DQ	STL	TO	BLK	PTS	AVG
06-07 <td>48</td> <td>12</td> <td>936<td>174</td><td>330</td><td>.527</td><td>53</td><td>115</td><td>.461</td><td>41</td><td>53</td><td>.774</td><td>28</td><td>111</td><td>139</td><td>26</td><td>76</td><td>0</td><td>17</td><td>32</td><td>7</td><td>442</td><td>9.2</td></td>	48	12	936 <td>174</td> <td>330</td> <td>.527</td> <td>53</td> <td>115</td> <td>.461</td> <td>41</td> <td>53</td> <td>.774</td> <td>28</td> <td>111</td> <td>139</td> <td>26</td> <td>76</td> <td>0</td> <td>17</td> <td>32</td> <td>7</td> <td>442</td> <td>9.2</td>	174	330	.527	53	115	.461	41	53	.774	28	111	139	26	76	0	17	32	7	442	9.2
07-08 <td>17</td> <td>0</td> <td>174</td> <td>25</td> <td>65</td> <td>.385</td> <td>9</td> <td>26</td> <td>.346</td> <td>9</td> <td>10</td> <td>.900</td> <td>10</td> <td>26</td> <td>36</td> <td>4</td> <td>12</td> <td>0</td> <td>4</td> <td>4</td> <td>0</td> <td>68</td> <td>4.0</td>	17	0	174	25	65	.385	9	26	.346	9	10	.900	10	26	36	4	12	0	4	4	0	68	4.0
Totals	65	12	1110	199	395	.504	62	141	.440	50	63	.794	38	137	175	30	88	0	21	36	7	510	7.9

CORY HIGGINS		#11	POS: GUARD		HGT: 6-5	WGT: 180	BORN: 6-14-89		FROM: COLORADO														
Acquired: Claimed off waivers from Denver on December 25, 2011																							
Departed: Waived on December 9, 2012																							
YR	G	GS	MIN	FG	FGA	PCT	3FG	3FGA	PCT	FT	FTA	PCT	OFF	DEF	TOT	AST	PF	DQ	STL	TO	BLK	PTS	AVG
11-12 <td>38</td> <td>0</td> <td>423</td> <td>52</td> <td>160</td> <td>.325</td> <td>4</td> <td>20</td> <td>.200</td> <td>42</td> <td>60</td> <td>.700</td> <td>7</td> <td>28</td> <td>35</td> <td>36</td> <td>40</td> <td>0</td> <td>5</td> <td>39</td> <td>6</td> <td>150</td> <td>3.9</td>	38	0	423	52	160	.325	4	20	.200	42	60	.700	7	28	35	36	40	0	5	39	6	150	3.9
12-13 <td>6</td> <td>0</td> <td>32</td> <td>6</td> <td>19</td> <td>.316</td> <td>1</td> <td>5</td> <td>.200</td> <td>1</td> <td>2</td> <td>.500</td> <td>1</td> <td>2</td> <td>3</td> <td>5</td> <td>5</td> <td>0</td> <td>3</td> <td>0</td> <td>0</td> <td>14</td> <td>2.3</td>	6	0	32	6	19	.316	1	5	.200	1	2	.500	1	2	3	5	5	0	3	0	0	14	2.3
Totals	44	0	455	58	179	.324	5	25	.200	43	62	.693	8	30	38	41	45	0	8	39	6	164	3.7

DONALD HODGE		#35	POS: CENTER		HGT: 7-0	WGT: 230	BORN: 2-25-69		FROM: TEMPLE														
Acquired: Signed to a 10-day contract on February 23, 1996																							
Departed: Became an unrestricted free agent on March 4, 1996																							
YR	G	GS	MIN	FG	FGA	PCT	3FG	3FGA	PCT	FT	FTA	PCT	OFF	DEF	TOT	AST	PF	DQ	STL	TO	BLK	PTS	AVG
95-96	2	0	2	0	0	---	0	0	---	0	0	---	0	1	1	0	0	0	0	0	0	0	0.0

RYAN HOLLINS		#1/15	POS: CENTER				HGT: 7-0		WGT: 230		BORN: 10-10-84		FROM: UCLA										
Acquired: Selected with the 50th overall pick in the 2006 NBA Draft																							
Departed: Traded to Dallas with Matt Carroll in exchange for DeSagana Diop on January 16, 2009																							
YR	G	GS	MIN	FG	FGA	PCT	3FG	3FGA	PCT	FT	FTA	PCT	OFF	DEF	TOT	AST	PF	DQ	STL	TO	BLK	PTS	AVG
06-07	27	0	185	20	36	.556	0	0	---	24	40	.600	11	20	31	1	40	1	4	16	7	64	2.4
07-08	60	1	532	46	94	.489	0	0	---	55	82	.671	53	54	107	14	96	1	10	25	30	147	2.5
08-09	18	1	184	19	35	.543	0	0	---	26	39	.667	19	17	36	4	34	0	3	10	17	64	3.6
Totals	105	2	901	85	165	.515	0	0	---	105	161	.652	83	91	174	19	160	2	17	51	54	275	2.6

MICHAEL HOLTON		#6	POS: GUARD		HGT: 6-4		WGT: 185		BORN: 8-4-61		FROM: UCLA												
Acquired: Selected in the sixth round (12th pick) from Portland in the 1988 NBA Expansion Draft																							
Departed: Waived on October 30, 1990																							
YR	G	GS	MIN	FG	FGA	PCT	3FG	3FGA	PCT	FT	FTA	PCT	OFF	DEF	TOT	AST	PF	DQ	STL	TO	BLK	PTS	AVG
88-89	67	60	1696	215	504	.427	3	14	.214	120	143	.839	30	75	105	424	165	0	66	119	12	553	8.3
89-90	16	0	109	14	26	.538	0	0	---	1	2	.500	1	1	2	16	19	0	1	13	0	29	1.8
Totals	83	60	1805	229	530	.432	3	14	.214	121	145	.834	31	76	107	440	184	0	67	132	12	582	7.0

DEREK HOOD		#55	POS: FORWARD		HGT: 6-8	WGT: 222	BORN: 12-22-76		FROM: ARKANSAS														
Acquired: Signed on October 4, 1999																							
Departed: Waived on November 23, 1999																							
YR	G	GS	MIN	FG	FGA	PCT	3FG	3FGA	PCT	FT	FTA	PCT	OFF	DEF	TOT	AST	PF	DQ	STL	TO	BLK	PTS	AVG
99-00	2	0	4	0	3	.000	0	0	---	0	0	---	0	1	1	0	0	0	0	0	0	0	0.0



HISTORY

FRONT OFFICE

BBALL OPS

PLAYERS

13-14 REVIEW

HISTORY

RECORDS

PLAYOFFS

NBA

MISC.

ALL-TIME ROSTER Note: Players are listed based on appearing in at least one regular or postseason game

DAVE HOPPEN	#42	POS: CENTER	HGT: 6-11	WGT: 235	BORN: 3-13-64	FROM: NEBRASKA
-------------	-----	-------------	-----------	----------	---------------	----------------

Acquired: Selected in the second round (fourth pick) from Golden State in the 1988 NBA Expansion Draft

Departed: Traded to Philadelphia with Armon Gilliam on January 4, 1991, in exchange for Mike Gminski

YR	G	GS	MIN	FG	FGA	PCT	3FG	3FGA	PCT	FT	FTA	PCT	OFF	DEF	TOT	AST	PF	DQ	STL	TO	BLK	PTS	AVG
88-89	77	36	1419	199	353	.564	1	2	.500	101	139	.727	123	261	384	57	239	4	25	77	21	500	6.5
89-90	10	2	135	16	41	.390	0	0	---	8	10	.800	19	17	36	6	26	0	2	8	1	40	4.0
90-91	19	0	112	18	32	.563	0	1	.000	8	10	.800	14	16	30	3	18	0	2	12	1	44	2.3
Totals	106	38	1666	233	426	.547	1	3	.333	117	159	.736	156	294	450	66	283	4	29	97	23	584	5.5

EDDIE HOUSE	#5	POS: GUARD	HGT: 6-1	WGT: 175	BORN: 5-14-78	FROM: ARIZONA STATE
-------------	----	------------	----------	----------	---------------	---------------------

Acquired: From L.A. Clippers with Melvin Ely on July 14, 2004, in exchange for 2005 and 2006 second-round draft picks

Departed: Waived on December 4, 2004

YR	G	GS	MIN	FG	FGA	PCT	3FG	3FGA	PCT	FT	FTA	PCT	OFF	DEF	TOT	AST	PF	DQ	STL	TO	BLK	PTS	AVG
04-05	13	5	300	61	135	.452	12	29	.414	10	13	.769	2	17	19	24	23	0	24	13	3	144	11.1

JUWAN HOWARD	#5	POS: FORWARD	HGT: 6-9	WGT: 250	BORN: 2-7-73	FROM: MICHIGAN
--------------	----	--------------	----------	----------	--------------	----------------

Acquired: Signed on December 12, 2008

Departed: Became an unrestricted free agent after the 2008-09 season

YR	G	GS	MIN	FG	FGA	PCT	3FG	3FGA	PCT	FT	FTA	PCT	OFF	DEF	TOT	AST	PF	DQ	STL	TO	BLK	PTS	AVG
08-09	39	2	450	74	145	.510	0	0	---	23	34	.676	29	43	72	24	67	0	6	26	5	171	4.4

LARRY HUGHES	#0	POS: GUARD	HGT: 6-5	WGT: 185	BORN: 1-23-79	FROM: ST. LOUIS
--------------	----	------------	----------	----------	---------------	-----------------

Acquired: Signed on March 13, 2010

Departed: Became an unrestricted free agent after the 2009-10 season

YR	G	GS	MIN	FG	FGA	PCT	3FG	3FGA	PCT	FT	FTA	PCT	OFF	DEF	TOT	AST	PF	DQ	STL	TO	BLK	PTS	AVG
09-10	14	2	295	35	107	.327	15	42	.357	29	34	.853	7	25	32	28	17	0	12	19	4	114	8.1

CEDRIC HUNTER	#15	POS: GUARD	HGT: 6-0	WGT: 180	BORN: 1-16-65	FROM: KANSAS
---------------	-----	------------	----------	----------	---------------	--------------

Acquired: Signed to a 10-day contract on February 14, 1992

Departed: Waived on February 20, 1992

YR	G	GS	MIN	FG	FGA	PCT	3FG	3FGA	PCT	FT	FTA	PCT	OFF	DEF	TOT	AST	PF	DQ	STL	TO	BLK	PTS	AVG
91-92	1	0	1	0	0	---	0	0	---	0	0	---	0	0	0	0	0	0	0	0	0	0	0.0

STEPHEN JACKSON	#1	POS: GUARD/FOWARD	HGT: 6-8	WGT: 215	BORN: 4-5-78	FROM: OAK HILL ACADEMY (VA)
-----------------	----	-------------------	----------	----------	--------------	-----------------------------

Acquired: From Golden State with Acie Law on November 16, 2009, in exchange for Raja Bell and Vladimir Radmanovic

Departed: Traded to Milwaukee with Shaun Livingston and the draft rights to Tobias Harris as part of a three-team trade in which Charlotte acquired Corey Maggette from Milwaukee and the draft rights to Bismack Biyombo from Sacramento on June 23, 2011

YR	G	GS	MIN	FG	FGA	PCT	3FG	3FGA	PCT	FT	FTA	PCT	OFF	DEF	TOT	AST	PF	DQ	STL	TO	BLK	PTS	AVG
09-10	72	72	2829	544	1285	.423	118	353	.334	312	397	.786	72	294	366	258	181	1	118	233	37	1518	21.1
10-11	67	67	2405	435	1059	.411	121	359	.337	249	305	.816	53	251	304	241	161	2	80	209	28	1240	18.5
Totals	139	139	5234	979	2344	.417	239	712	.336	462	702	.658	125	545	670	499	342	3	198	442	65	2758	19.8

TIM JAMES	#25	POS: FORWARD	HGT: 6-7	WGT: 212	BORN: 12-26-76	FROM: MIAMI
-----------	-----	--------------	----------	----------	----------------	-------------

Acquired: From Miami with Jamal Mashburn, P.J. Brown, Otis Thorpe and Rodney Buford on August 1, 2000 in exchange for Eddie Jones, Anthony Mason, Ricky Davis and Dale Ellis

Departed: Waived on October 29, 2001

YR	G	GS	MIN	FG	FGA	PCT	3FG	3FGA	PCT	FT	FTA	PCT	OFF	DEF	TOT	AST	PF	DQ	STL	TO	BLK	PTS	AVG
00-01	30	0	197	16	52	.308	1	3	.333	12	14	.857	15	20	35	8	27	0	2	8	5	45	1.5

AL JEFFERSON	#25	POS: CENTER	HGT: 6-10	WGT: 289	BORN: 1-4-85	FROM: PRENTISS HS (MS)
--------------	-----	-------------	-----------	----------	--------------	------------------------

Acquired: Signed on July 10, 2013

YR	G	GS	MIN	FG	FGA	PCT	3FG	3FGA	PCT	FT	FTA	PCT	OFF	DEF	TOT	AST	PF	DQ	STL	TO	BLK	PTS	AVG
13-14	73	73	2553	700	1376	.509	3	15	.200	191	277	.690	156	636	792	155	176	1	67	124	79	1594	21.8

DONTELL JEFFERSON	#2	POS: GUARD	HGT: 6-5	WGT: 195	BORN: 12-15-83	FROM: ARKANSAS
-------------------	----	------------	----------	----------	----------------	----------------

Acquired: Signed on March 11, 2009

Departed: Became an unrestricted free agent after the 2008-09 season

YR	G	GS	MIN	FG	FGA	PCT	3FG	3FGA	PCT	FT	FTA	PCT	OFF	DEF	TOT	AST	PF	DQ	STL	TO	BLK	PTS	AVG
08-09	6	0	84	11	22	.500	1	2	.500	6	9	.667	1	11	12	9	9	0	4	6	1	29	4.8



ALL-TIME ROSTER

Note: Players are listed based on appearing in at least one regular or postseason game

EDDIE JOHNSON	#8	POS: FORWARD	HGT: 6-7	WGT: 215	BORN: 5-1-59	FROM: ILLINOIS
---------------	----	--------------	----------	----------	--------------	----------------

Acquired: From Seattle with Dana Barros and the right to switch 1994 first-round draft picks on September 1, 1993, in exchange for Kendall Gill

Departed: Became an unrestricted free agent after the 1993-94 season

YR	G	GS	MIN	FG	FGA	PCT	3FG	3FGA	PCT	FT	FTA	PCT	OFF	DEF	TOT	AST	PF	DQ	STL	TO	BLK	PTS	AVG
93-94	73	27	1460	339	738	.459	59	150	.393	99	127	.780	80	144	224	125	143	2	36	84	8	836	11.5

LARRY JOHNSON	#2	POS: FORWARD	HGT: 6-7	WGT: 250	BORN: 3-14-69	FROM: UNLV
---------------	----	--------------	----------	----------	---------------	------------

Acquired: Selected with the first overall pick in the 1991 NBA Draft

Departed: Traded to New York on July 14, 1996, in exchange for Anthony Mason and Brad Lohaus

YR	G	GS	MIN	FG	FGA	PCT	3FG	3FGA	PCT	FT	FTA	PCT	OFF	DEF	TOT	AST	PF	DQ	STL	TO	BLK	PTS	AVG
91-92	82	77	3047	616	1258	.490	5	22	.227	339	409	.829	323	576	899	292	225	3	81	160	51	1576	19.2
92-93	82	82	3323	728	1385	.526	18	71	.254	336	438	.767	281	583	864	353	187	0	53	227	27	1810	22.1
93-94	51	51	1757	346	672	.515	5	21	.238	137	197	.695	143	305	448	184	131	0	29	116	14	834	16.4
94-95	81	81	3234	585	1219	.480	81	210	.386	274	354	.774	190	395	585	369	174	2	78	207	28	1525	18.8
95-96	81	81	3274	583	1225	.476	67	183	.366	427	564	.757	249	434	683	355	173	0	55	182	43	1660	20.5
Totals	377	372	14635	2858	5759	.496	176	507	.347	1513	1962	.771	1186	2293	3479	1553	890	5	296	892	163	7405	19.6

LINTON JOHNSON III	#43	POS: FORWARD	HGT: 6-8	WGT: 205	BORN: 6-13-80	FROM: TULANE
--------------------	-----	--------------	----------	----------	---------------	--------------

Acquired: Signed on October 28, 2008

Departed: Waived on November 19, 2008

YR	G	GS	MIN	FG	FGA	PCT	3FG	3FGA	PCT	FT	FTA	PCT	OFF	DEF	TOT	AST	PF	DQ	STL	TO	BLK	PTS	AVG
08-09	2	0	13	0	0	---	0	0	---	0	0	---	0	0	0	0	1	0	0	0	0	0	0.0

DWAYNE JONES	#27	POS: FORWARD	HGT: 6-10	WGT: 251	BORN: 6-9-83	FROM: ST. JOSEPH'S
--------------	-----	--------------	-----------	----------	--------------	--------------------

Acquired: Signed on November 24, 2008

Departed: Waived on December 12, 2008

YR	G	GS	MIN	FG	FGA	PCT	3FG	3FGA	PCT	FT	FTA	PCT	OFF	DEF	TOT	AST	PF	DQ	STL	TO	BLK	PTS	AVG
08-09	6	0	52	4	7	.571	0	0	---	4	6	.667	6	6	12	0	6	0	0	4	1	12	2.0

EDDIE JONES	#6	POS: GUARD	HGT: 6-6	WGT: 190	BORN: 10-20-71	FROM: TEMPLE
-------------	----	------------	----------	----------	----------------	--------------

Acquired: From L.A. Lakers with Elden Campbell on March 10, 1999, in exchange for Glen Rice, B.J. Armstrong and J.R. Reid

Departed: Became an unrestricted free agent after the 1999-00 season

YR	G	GS	MIN	FG	FGA	PCT	3FG	3FGA	PCT	FT	FTA	PCT	OFF	DEF	TOT	AST	PF	DQ	STL	TO	BLK	PTS	AVG
98-99	30	30	1157	164	368	.446	28	78	.359	153	191	.801	30	88	118	125	86	1	90	72	34	509	17.0
99-00	72	72	2807	478	1119	.427	128	341	.375	362	419	.864	81	262	343	305	176	1	192	160	49	1446	20.1
Totals	102	102	3964	642	1487	.432	156	419	.372	515	610	.844	111	350	461	430	262	2	282	232	83	1955	19.2

JUMAINE JONES	#33	POS: FORWARD	HGT: 6-8	WGT: 242	BORN: 2-10-79	FROM: GEORGIA
---------------	-----	--------------	----------	----------	---------------	---------------

Acquired: From L.A. Lakers on October 26, 2005, in exchange for a second-round draft pick

Departed: Became an unrestricted free agent after the 2005-06 season

YR	G	GS	MIN	FG	FGA	PCT	3FG	3FGA	PCT	FT	FTA	PCT	OFF	DEF	TOT	AST	PF	DQ	STL	TO	BLK	PTS	AVG
05-06	76	42	2089	298	736	.405	115	335	.343	88	121	.727	105	271	376	63	200	4	68	74	22	799	10.5

JASON KAPONO	#24	POS: FORWARD	HGT: 6-8	WGT: 213	BORN: 2-4-81	FROM: UCLA
--------------	-----	--------------	----------	----------	--------------	------------

Acquired: Chosen in Charlotte Expansion Selection on June 22, 2004

Departed: Became an unrestricted free agent after the 2004-05 season

YR	G	GS	MIN	FG	FGA	PCT	3FG	3FGA	PCT	FT	FTA	PCT	OFF	DEF	TOT	AST	PF	DQ	STL	TO	BLK	PTS	AVG
04-05	81	14	1491	269	671	.401	80	194	.412	70	85	.824	32	132	164	61	132	1	40	46	6	688	8.5

TIM KEMPTON	#41	POS: CENTER	HGT: 6-10	WGT: 245	BORN: 1-25-64	FROM: NOTRE DAME
-------------	-----	-------------	-----------	----------	---------------	------------------

Acquired: Signed on August 17, 1988

Departed: Traded to Denver on September 11, 1989, in exchange for a second-round draft pick

Acquired: Signed to two consecutive 10-day contracts on February 16, 1994

Departed: Became an unrestricted free agent on March 7, 1994

YR	G	GS	MIN	FG	FGA	PCT	3FG	3FGA	PCT	FT	FTA	PCT	OFF	DEF	TOT	AST	PF	DQ	STL	TO	BLK	PTS	AVG
88-89	79	0	1341	171	335	.510	0	1	.000	142	207	.686	91	213	304	102	215	3	41	121	14	484	6.1
93-94	9	0	103	9	26	.346	0	0	---	7	10	.700	6	8	14	6	25	0	4	4	1	25	2.8
Totals	88	0	1444	180	361	.499	0	1	.000	149	217	.687	97	221	318	108	240	3	45	125	15	509	5.8



HISTORY

ALL-TIME ROSTER

Note: Players are listed based on appearing in at least one regular or postseason game

RANDOLPH KEYS		#31	POS: FORWARD		HGT: 6-7	WGT: 195	BORN: 4-19-66		FROM: SOUTHERN MISSISSIPPI	
---------------	--	-----	--------------	--	----------	----------	---------------	--	----------------------------	--

Acquired: From Cleveland on February 22, 1990, in exchange for a 1991 second-round draft pick

Departed: Waived on July 12, 1991

YR	G	GS	MIN	FG	FGA	PCT	3FG	3FGA	PCT	FT	FTA	PCT	OFF	DEF	TOT	AST	PF	DQ	STL	TO	BLK	PTS	AVG
89-90	32	5	723	142	319	.445	12	33	.364	40	58	.690	48	68	116	49	107	1	30	37	6	336	10.5
90-91	44	0	473	59	145	.407	3	14	.214	19	33	.576	40	60	100	18	93	0	22	35	15	140	3.2
Totals	76	5	1196	201	464	.433	15	47	.319	59	91	.648	88	128	216	67	200	1	52	72	21	476	6.3

MICHAEL KIDD-GILCHRIST		#14	POS: FORWARD		HGT: 6-7	WGT: 232	BORN: 9-26-93		FROM: KENTUCKY	
------------------------	--	-----	--------------	--	----------	----------	---------------	--	----------------	--

Acquired: Selected with the second overall pick in the 2013 NBA Draft

YR	G	GS	MIN	FG	FGA	PCT	3FG	3FGA	PCT	FT	FTA	PCT	OFF	DEF	TOT	AST	PF	DQ	STL	TO	BLK	PTS	AVG
12-13	78	77	2025	281	613	.458	2	9	.222	140	187	.749	131	324	455	117	164	1	54	101	70	704	9.0
13-14	62	62	1502	167	353	.473	1	9	.111	113	184	.614	109	215	324	52	145	1	43	60	39	448	7.2
Totals	140	139	3527	448	966	.464	3	18	.167	253	371	.682	240	539	779	169	309	2	97	161	109	1152	8.2

GREG KITE		#32	POS: CENTER		HGT: 6-11	WGT: 250	BORN: 8-5-61		FROM: BRIGHAM YOUNG	
-----------	--	-----	-------------	--	-----------	----------	--------------	--	---------------------	--

Acquired: Signed on March 29, 1989

Departed: Became an unrestricted free agent after the 1988-89 season

YR	G	GS	MIN	FG	FGA	PCT	3FG	3FGA	PCT	FT	FTA	PCT	OFF	DEF	TOT	AST	PF	DQ	STL	TO	BLK	PTS	AVG
88-89	12	12	213	16	30	.533	0	0	---	6	10	.600	15	38	53	7	43	1	4	12	8	38	3.2

BREVIN KNIGHT		#22	POS: GUARD		HGT: 5-10	WGT: 170	BORN: 11-8-75		FROM: STANFORD	
---------------	--	-----	------------	--	-----------	----------	---------------	--	----------------	--

Acquired: Signed on August 31, 2004

Departed: Waived on June 29, 2007

YR	G	GS	MIN	FG	FGA	PCT	3FG	3FGA	PCT	FT	FTA	PCT	OFF	DEF	TOT	AST	PF	DQ	STL	TO	BLK	PTS	AVG
04-05	66	61	1944	248	587	.422	3	20	.150	167	196	.852	21	149	170	591	192	1	131	147	5	666	10.1
05-06	69	67	2351	308	772	.399	3	13	.231	252	314	.803	35	188	223	610	202	3	157	164	4	871	12.6
06-07	45	25	1273	152	363	.419	1	18	.056	103	128	.805	14	101	115	296	113	2	67	95	3	408	9.1
Totals	180	153	5568	708	1722	.411	7	51	.137	522	638	.818	70	438	508	1497	507	6	355	406	12	1945	10.8

ACIE LAW		#2	POS: GUARD		HGT: 6-3	WGT: 202	BORN: 1-25-85		FROM: TEXAS A&M	
----------	--	----	------------	--	----------	----------	---------------	--	-----------------	--

Acquired: From Golden State with Stephen Jackson on November 16, 2009, in exchange for Raja Bell and Vladimir Radmanovic

Departed: Traded to Chicago with Ronald "Flip" Murray and a future first-round draft pick in exchange for Tyrus Thomas on February 18, 2010

YR	G	GS	MIN	FG	FGA	PCT	3FG	3FGA	PCT	FT	FTA	PCT	OFF	DEF	TOT	AST	PF	DQ	STL	TO	BLK	PTS	AVG
09-10	9	0	33	5	16	.313	0	1	.000	6	7	.857	0	1	1	3	3	0	1	3	1	16	1.8

ERIC LECKNER		#45	POS: CENTER		HGT: 6-11	WGT: 265	BORN: 5-27-66		FROM: WYOMING	
--------------	--	-----	-------------	--	-----------	----------	---------------	--	---------------	--

Acquired: From Sacramento on January 29, 1991, in exchange for second-round draft picks in 1993 and 1995

Departed: Became an unrestricted free agent after the 1991-92 season

Acquired: Signed to a 10-day contract on January 28, 1997

Departed: Waived on January 30, 1997

YR	G	GS	MIN	FG	FGA	PCT	3FG	3FGA	PCT	FT	FTA	PCT	OFF	DEF	TOT	AST	PF	DQ	STL	TO	BLK	PTS	AVG
90-91	40	2	744	92	198	.465	0	0	---	46	84	.548	55	153	208	21	123	3	10	44	11	230	5.8
91-92	59	2	716	79	154	.513	0	1	.000	38	51	.745	49	157	206	31	114	1	9	39	18	196	3.3
96-97	1	0	11	0	3	.000	0	0	---	0	0	---	0	1	1	1	3	0	0	0	0	0	0.0
Totals	100	4	1471	171	355	.482	0	1	.000	84	135	.622	104	311	415	53	240	4	19	83	29	426	4.3

RALPH LEWIS		#22/#11	POS: GUARD		HGT: 6-6	WGT: 200	BORN: 3-28-63		FROM: LA SALLE	
-------------	--	---------	------------	--	----------	----------	---------------	--	----------------	--

Acquired: Selected in the ninth round (18th pick) in the 1988 NBA Expansion Draft

Departed: Waived on March 29, 1989

Acquired: Signed on April 13, 1990

Departed: Became an unrestricted free agent after the 1989-90 season

YR	G	GS	MIN	FG	FGA	PCT	3FG	3FGA	PCT	FT	FTA	PCT	OFF	DEF	TOT	AST	PF	DQ	STL	TO	BLK	PTS	AVG
88-89	42	0	336	58	121	.479	1	3	.333	19	39	.487	35	26	61	15	28	0	11	24	3	136	3.2
89-90	3	0	20	4	6	.667	0	0	---	2	2	1.000	4	2	6	0	2	0	1	1	0	10	3.3
Totals	45	0	356	62	127	.488	1	3	.333	21	41	.512	39	28	67	15	30	0	12	25	3	146	3.2

FRONT OFFICE

BBALL OPS

PLAYERS

13-14 REVIEW

HISTORY

RECORDS

PLAYOFFS

NBA

MISC.



ALL-TIME ROSTER

Note: Players are listed based on appearing in at least one regular or postseason game

SHAUN LIVINGSTON	#2	POS: GUARD	HGT: 6-7	WGT: 190	BORN: 9-11-85	FROM: PEORIA CENTRAL HS (IL)
------------------	----	------------	----------	----------	---------------	------------------------------

Acquired: Signed on July 20, 2010

Departed: Traded to Milwaukee with Stephen Jackson and the draft rights to Tobias Harris as part of a three-team trade in which Charlotte acquired Corey Maggette from Milwaukee and the draft rights to Bismack Biyombo from Sacramento on June 23, 2011

YR	G	GS	MIN	FG	FGA	PCT	3FG	3FGA	PCT	FT	FTA	PCT	OFF	DEF	TOT	AST	PF	DQ	STL	TO	BLK	PTS	AVG
10-11	73	0	1261	185	397	.466	1	4	.250	108	125	.864	29	120	149	164	109	0	47	88	29	479	6.6

SIDNEY LOWE	#35	POS: GUARD	HGT: 6-0	WGT: 195	BORN: 1-21-60	FROM: NORTH CAROLINA STATE
-------------	-----	------------	----------	----------	---------------	----------------------------

Acquired: Signed to two consecutive 10-day contracts beginning March 27, 1989, before signing for the remainder of the season on April 16, 1989

Departed: Became an unrestricted free agent after the 1988-89 season

YR	G	GS	MIN	FG	FGA	PCT	3FG	3FGA	PCT	FT	FTA	PCT	OFF	DEF	TOT	AST	PF	DQ	STL	TO	BLK	PTS	AVG
88-89	14	0	250	8	25	.320	0	2	.000	7	11	.636	6	28	34	93	28	0	14	9	0	23	1.6

GEORGE LYNCH	#9	POS: FORWARD	HGT: 6-8	WGT: 218	BORN: 9-3-70	FROM: NORTH CAROLINA
--------------	----	--------------	----------	----------	--------------	----------------------

Acquired: From Philadelphia with Robert Traylor and Jerome Moiso and Chris Porter from Golden State on October 25, 2001, in a three-team trade in which Charlotte sent Derek Coleman to Philadelphia

Departed: A member of the final Charlotte Hornets team of the classic era

YR	G	GS	MIN	FG	FGA	PCT	3FG	3FGA	PCT	FT	FTA	PCT	OFF	DEF	TOT	AST	PF	DQ	STL	TO	BLK	PTS	AVG
01-02	45	18	893	73	198	.369	1	6	.167	25	40	.625	70	116	186	54	75	1	40	41	14	172	3.8

KEVIN LYNCH	#9	POS: GUARD	HGT: 6-5	WGT: 195	BORN: 12-24-68	FROM: MINNESOTA
-------------	----	------------	----------	----------	----------------	-----------------

Acquired: Selected with the 28th overall pick in the 1991 NBA Draft

Departed: Waived on November 5, 1993

YR	G	GS	MIN	FG	FGA	PCT	3FG	3FGA	PCT	FT	FTA	PCT	OFF	DEF	TOT	AST	PF	DQ	STL	TO	BLK	PTS	AVG
91-92	55	3	819	93	223	.417	3	8	.375	35	46	.761	30	55	85	83	107	0	37	44	9	224	4.1
92-93	40	8	324	30	59	.508	0	1	.000	26	38	.684	12	23	35	25	44	0	11	24	6	86	2.2
Totals	95	11	1143	123	282	.436	3	9	.333	61	84	.726	42	78	120	108	151	0	48	68	15	310	3.3

COREY MAGGETTE	#50	POS: FORWARD	HGT: 6-6	WGT: 225	BORN: 11-12-79	FROM: DUKE
----------------	-----	--------------	----------	----------	----------------	------------

Acquired: From Milwaukee as part of a three-team trade on June 23, 2011 in which Charlotte also acquired the draft rights to Bismack Biyombo from Sacramento and sent Stephen Jackson, Shaun Livingston and the draft rights to Tobias Harris to Milwaukee

Departed: Traded to Detroit for Ben Gordon and a future first-round draft pick on June 26, 2012

YR	G	GS	MIN	FG	FGA	PCT	3FG	3FGA	PCT	FT	FTA	PCT	OFF	DEF	TOT	AST	PF	DQ	STL	TO	BLK	PTS	AVG
11-12	32	28	881	139	373	.373	24	66	.364	178	208	.856	21	104	125	39	83	0	23	59	1	480	15.0

JAMAAL MAGLOIRE	#21	POS: CENTER	HGT: 6-10	WGT: 259	BORN: 5-21-78	FROM: KENTUCKY
-----------------	-----	-------------	-----------	----------	---------------	----------------

Acquired: Selected with the 19th overall pick in the 2000 NBA Draft

Departed: A member of the final Charlotte Hornets team of the classic era

YR	G	GS	MIN	FG	FGA	PCT	3FG	3FGA	PCT	FT	FTA	PCT	OFF	DEF	TOT	AST	PF	DQ	STL	TO	BLK	PTS	AVG
00-01	74	0	1095	122	271	.450	0	2	.000	95	145	.655	103	192	295	27	139	0	18	61	78	339	4.6
01-02	82	8	1549	228	414	.551	0	1	.000	243	333	.730	153	308	461	31	201	0	27	118	86	699	8.5
Totals	156	8	2644	350	685	.511	0	3	.000	338	478	.707	256	400	656	58	340	0	45	179	164	1038	6.7

CARTIER MARTIN	#1	POS: FORWARD	HGT: 6-7	WGT: 220	BORN: 11-20-84	FROM: KANSAS STATE
----------------	----	--------------	----------	----------	----------------	--------------------

Acquired: Signed on January 29, 2009

Departed: Became an unrestricted free agent after the 2008-09 season

YR	G	GS	MIN	FG	FGA	PCT	3FG	3FGA	PCT	FT	FTA	PCT	OFF	DEF	TOT	AST	PF	DQ	STL	TO	BLK	PTS	AVG
08-09	33	1	266	28	77	.364	10	33	.303	20	25	.800	7	26	33	13	33	0	8	9	4	86	2.6

JAMAL MASHBURN	#24	POS: FORWARD	HGT: 6-8	WGT: 240	BORN: 11-29-72	FROM: KENTUCKY
----------------	-----	--------------	----------	----------	----------------	----------------

Acquired: From Miami with P.J. Brown, Otis Thorpe, Rodney Buford and Tim James on August 1, 2000 in exchange for Eddie Jones, Anthony Mason, Ricky Davis and Dale Ellis

Departed: A member of the final Charlotte Hornets team of the classic era

YR	G	GS	MIN	FG	FGA	PCT	3FG	3FGA	PCT	FT	FTA	PCT	OFF	DEF	TOT	AST	PF	DQ	STL	TO	BLK	PTS	AVG
00-01	76	76	2989	573	1388	.413	103	289	.356	279	364	.766	92	484	576	411	185	0	85	211	13	1528	20.1
01-02	40	40	1601	303	744	.407	41	112	.366	211	241	.876	31	211	242	171	80	0	45	110	6	858	21.5
Totals	116	116	4590	876	2132	.411	144	401	.359	490	605	.810	123	695	818	582	265	0	130	321	19	2386	20.6



HISTORY

ALL-TIME ROSTER Note: Players are listed based on appearing in at least one regular or postseason game

ANTHONY MASON	#14	POS: FORWARD	HGT: 6-8	WGT: 250	BORN: 12-14-66	FROM: TENNESSEE STATE
---------------	-----	--------------	----------	----------	----------------	-----------------------

Acquired: From New York with Brad Lohaus on July 14, 1996 in exchange for Larry Johnson

Departed: Traded to Miami with Eddie Jones, Ricky Davis and Dale Ellis on August 1, 2000 in exchange for Jamal Mashburn, P.J. Brown, Otis Thorpe, Tim James and Rodney Buford

YR	G	GS	MIN	FG	FGA	PCT	3FG	3FGA	PCT	FT	FTA	PCT	OFF	DEF	TOT	AST	PF	DQ	STL	TO	BLK	PTS	AVG
96-97	73	73	3143	433	825	.525	1	3	.333	319	428	.745	186	643	829	414	202	3	76	165	33	1186	16.2
97-98	81	80	3148	389	764	.509	0	4	.000	261	402	.649	177	649	826	342	182	1	68	146	18	1039	12.8
98-99	Missed entire season due to injury																						
99-00	82	81	3133	317	661	.480	0	1	.000	314	421	.746	145	554	699	367	220	0	74	160	29	948	11.6
Totals	236	234	9424	1139	2250	.506	1	8	.125	894	1251	.715	508	1846	2354	1123	604	4	218	471	80	3173	13.4

TONY MASSENBURG	#32	POS: FORWARD	HGT: 6-8	WGT: 220	BORN: 7-31-67	FROM: MARYLAND
-----------------	-----	--------------	----------	----------	---------------	----------------

Acquired: Signed on December 10, 1991

Departed: Waived on January 7, 1992

YR	G	GS	MIN	FG	FGA	PCT	3FG	3FGA	PCT	FT	FTA	PCT	OFF	DEF	TOT	AST	PF	DQ	STL	TO	BLK	PTS	AVG
91-92	3	0	13	0	3	.000	0	0	---	1	2	.500	1	3	4	0	2	0	1	4	0	1	0.3

VERNON MAXWELL	#11	POS: GUARD	HGT: 6-4	WGT: 180	BORN: 9-12-65	FROM: FLORIDA
----------------	-----	------------	----------	----------	---------------	---------------

Acquired: Signed to a 10-day contract on February 3, 1998, before signing for the remainder of the season on February 13, 1998

Departed: Became an unrestricted free agent after the 1997-98 season

YR	G	GS	MIN	FG	FGA	PCT	3FG	3FGA	PCT	FT	FTA	PCT	OFF	DEF	TOT	AST	PF	DQ	STL	TO	BLK	PTS	AVG
97-98	31	0	467	77	180	.428	31	86	.360	25	34	.735	9	35	44	40	51	1	14	28	3	210	6.8

SEAN MAY	#42	POS: FORWARD	HGT: 6-9	WGT: 266	BORN: 4-4-84	FROM: NORTH CAROLINA
----------	-----	--------------	----------	----------	--------------	----------------------

Acquired: Selected with the 13th overall pick in the 2005 NBA Draft

Departed: Became an unrestricted free agent after the 2008-09 season

YR	G	GS	MIN	FG	FGA	PCT	3FG	3FGA	PCT	FT	FTA	PCT	OFF	DEF	TOT	AST	PF	DQ	STL	TO	BLK	PTS	AVG
05-06	23	1	398	70	171	.409	0	5	.000	49	64	.766	42	67	109	22	58	0	17	33	12	189	8.2
06-07	35	8	838	164	328	.500	2	3	.667	86	112	.768	73	160	233	66	100	0	19	56	24	416	11.9
07-08	Missed entire season due to injury																						
08-09	24	12	301	39	98	.398	1	1	1.000	14	20	.700	20	49	69	10	32	0	5	26	4	93	3.9
Totals	82	21	1537	273	597	.457	3	9	.333	149	196	.760	135	276	411	98	190	0	41	115	40	698	8.5

MICHAEL McDONALD	#42	POS: CENTER	HGT: 6-10	WGT: 232	BORN: 2-13-69	FROM: NEW ORLEANS
------------------	-----	-------------	-----------	----------	---------------	-------------------

Acquired: Signed to a 10-day contract on January 22, 1998

Departed: Became an unrestricted free agent on January 31, 1998

YR	G	GS	MIN	FG	FGA	PCT	3FG	3FGA	PCT	FT	FTA	PCT	OFF	DEF	TOT	AST	PF	DQ	STL	TO	BLK	PTS	AVG
97-98	1	0	4	0	0	---	0	0	---	0	0	---	1	0	1	0	1	0	0	2	0	0	0.0

DOMINIC MCGUIRE	#5	POS: FORWARD	HGT: 6-9	WGT: 235	BORN: 10-20-85	FROM: FRESNO STATE
-----------------	----	--------------	----------	----------	----------------	--------------------

Acquired: Signed on July 22, 2010

Departed: Became an unrestricted free agent after the 2010-11 season

YR	G	GS	MIN	FG	FGA	PCT	3FG	3FGA	PCT	FT	FTA	PCT	OFF	DEF	TOT	AST	PF	DQ	STL	TO	BLK	PTS	AVG
10-11	52	8	760	72	182	.396	0	2	.000	30	39	.769	63	136	199	43	94	0	10	25	33	174	3.3

JEFF MCINNIS	#0	POS: GUARD	HGT: 6-4	WGT: 190	BORN: 10-22-74	FROM: NORTH CAROLINA
--------------	----	------------	----------	----------	----------------	----------------------

Acquired: From New Jersey on January 4, 2007, in exchange for Bernard Robinson

Departed: Waived on February 29, 2008

YR	G	GS	MIN	FG	FGA	PCT	3FG	3FGA	PCT	FT	FTA	PCT	OFF	DEF	TOT	AST	PF	DQ	STL	TO	BLK	PTS	AVG
06-07	38	3	702	71	181	.392	1	8	.125	22	32	.688	14	48	62	124	72	0	14	42	0	165	4.3
07-08	54	26	1410	108	249	.434	3	19	.158	23	30	.767	16	80	96	220	120	0	23	76	3	242	4.5
Totals	92	27	2112	179	430	.416	4	27	.148	45	62	.726	30	128	158	344	192	0	37	118	3	407	4.4

JOSH MCROBERTS	#11	POS: FORWARD	HGT: 6-10	WGT: 240	BORN: 2-28-87	FROM: DUKE
----------------	-----	--------------	-----------	----------	---------------	------------

Acquired: From Orlando on February 21, 2013, in exchange for Hakim Warrick

Departed: Became an unrestricted free agent after the 2013-14 season

YR	G	GS	MIN	FG	FGA	PCT	3FG	3FGA	PCT	FT	FTA	PCT	OFF	DEF	TOT	AST	PF	DQ	STL	TO	BLK	PTS	AVG
12-13	26	19	802	96	190	.505	7	29	.241	43	55	.782	52	136	188	71	66	2	22	38	15	242	9.3
13-14	78	78	2360	247	566	.436	105	291	.361	62	85	.729	85	288	373	333	189	0	58	83	46	661	8.5
Totals	104	97	3162	343	756	.454	112	320	.350	105	140	.750	137	424	561	404	255	2	80	121	61	903	8.7



ALL-TIME ROSTER

Note: Players are listed based on appearing in at least one regular or postseason game

BRAD MILLER	#40	POS: CENTER	HGT: 6-11	WGT: 244	BORN: 4-12-76	FROM: PURDUE
-------------	-----	-------------	-----------	----------	---------------	--------------

Acquired: Signed on January 21, 1999

Departed: Became an unrestricted free agent after the 1999-00 season

YR	G	GS	MIN	FG	FGA	PCT	3FG	3FGA	PCT	FT	FTA	PCT	OFF	DEF	TOT	AST	PF	DQ	STL	TO	BLK	PTS	AVG
98-99	38	0	469	78	138	.565	1	2	.500	81	102	.794	35	82	117	22	65	0	9	32	18	238	6.3
99-00	55	4	961	135	293	.461	0	2	.000	153	195	.785	113	180	293	45	111	1	23	48	35	423	7.7
Totals	93	4	1430	213	431	.494	1	4	.250	234	297	.788	148	262	410	67	176	1	32	80	53	661	7.1

JASON MISKIRI	#11	POS: GUARD	HGT: 6-2	WGT: 175	BORN: 8-19-75	FROM: GEORGE MASON
---------------	-----	------------	----------	----------	---------------	--------------------

Acquired: Signed on October 4, 1999

Departed: Waived on November 8, 1999

YR	G	GS	MIN	FG	FGA	PCT	3FG	3FGA	PCT	FT	FTA	PCT	OFF	DEF	TOT	AST	PF	DQ	STL	TO	BLK	PTS	AVG
99-00	1	0	3	0	1	.000	0	1	.000	0	0	---	0	0	0	1	2	0	0	0	0	0	0.0

NAZR MOHAMMED	#6/#13	POS: CENTER	HGT: 6-10	WGT: 250	BORN: 9-5-77	FROM: KENTUCKY
---------------	--------	-------------	-----------	----------	--------------	----------------

Acquired: From Detroit on December 14, 2007, in exchange for Primoz Brezec and Walter Herrmann

Departed: Traded to Oklahoma City in exchange for Morris Peterson and DJ White on February 24, 2011

YR	G	GS	MIN	FG	FGA	PCT	3FG	3FGA	PCT	FT	FTA	PCT	OFF	DEF	TOT	AST	PF	DQ	STL	TO	BLK	PTS	AVG
07-08	61	29	1422	244	469	.520	0	0	---	82	133	.617	165	256	421	66	194	1	38	90	52	570	9.3
08-09	39	1	341	41	101	.406	0	0	---	22	40	.550	35	44	79	8	63	0	5	23	16	104	2.7
09-10	58	29	984	189	342	.553	0	0	---	81	125	.648	114	190	304	28	105	0	15	53	43	459	7.9
10-11	51	30	851	159	317	.502	0	1	.000	52	88	.591	94	158	252	17	121	0	14	51	46	370	7.3
Totals	209	89	3598	633	1229	.515	0	1	.000	237	386	.614	408	648	1056	119	483	1	72	217	157	1503	7.2

JEROME MOISO	#6	POS: FORWARD	HGT: 6-10	WGT: 235	BORN: 6-15-78	FROM: UCLA
--------------	----	--------------	-----------	----------	---------------	------------

Acquired: From Philadelphia with Robert Traylor and George Lynch and Chris Porter from Golden State on October 25, 2001 in a three-team trade in which Charlotte sent Derrick Coleman to Philadelphia

Departed: A member of the final Charlotte Hornets team of the classic era

YR	G	GS	MIN	FG	FGA	PCT	3FG	3FGA	PCT	FT	FTA	PCT	OFF	DEF	TOT	AST	PF	DQ	STL	TO	BLK	PTS	AVG
01-02	15	0	76	8	20	.400	0	0	---	0	0	.000	4	21	25	4	12	0	3	8	2	16	1.1

JAMARIO MOON	#9	POS: FORWARD	HGT: 6-8	WGT: 215	BORN: 6-13-80	FROM: MERIDIAN CC (MS)
--------------	----	--------------	----------	----------	---------------	------------------------

Acquired: Signed on April 15, 2012

Departed: Became an unrestricted free agent after the 2011-12 season

YR	G	GS	MIN	FG	FGA	PCT	3FG	3FGA	PCT	FT	FTA	PCT	OFF	DEF	TOT	AST	PF	DQ	STL	TO	BLK	PTS	AVG
11-12	8	0	123	7	24	.292	2	10	.200	2	2	1.000	2	20	22	5	5	0	1	8	5	18	2.3

ADAM MORRISON	#35	POS: GUARD/FOWARD	HGT: 6-8	WGT: 205	BORN: 7-19-84	FROM: GONZAGA
---------------	-----	-------------------	----------	----------	---------------	---------------

Acquired: Selected with the third overall pick in the 2006 NBA Draft

Departed: Traded to L.A. Lakers with Shannon Brown in exchange for Vladimir Radmanovic on February 7, 2009

YR	G	GS	MIN	FG	FGA	PCT	3FG	3FGA	PCT	FT	FTA	PCT	OFF	DEF	TOT	AST	PF	DQ	STL	TO	BLK	PTS	AVG
06-07	78	23	2326	355	944	.376	87	258	.337	120	169	.710	54	76	230	163	179	0	28	130	6	917	11.8
07-08	Missed entire season due to injury																						
08-09	44	5	667	76	211	.360	31	92	.337	16	21	.762	16	56	72	38	73	0	9	29	4	199	4.5
Totals	122	28	2993	431	1155	.373	118	350	.337	136	190	.716	70	132	302	201	252	0	37	159	10	1116	9.2

ALONZO MOURNING	#33	POS: CENTER	HGT: 6-10	WGT: 240	BORN: 2-8-70	FROM: GEORGETOWN
-----------------	-----	-------------	-----------	----------	--------------	------------------

Acquired: Selected with the second overall pick in the 1992 NBA Draft

Departed: Traded to Miami with LeRon Ellis and Pete Myers on November 3, 1995 in exchange for Glen Rice, Khalid Reeves, Matt Geiger and a 1996 first-round draft pick

YR	G	GS	MIN	FG	FGA	PCT	3FG	3FGA	PCT	FT	FTA	PCT	OFF	DEF	TOT	AST	PF	DQ	STL	TO	BLK	PTS	AVG
92-93	78	78	2644	572	1119	.511	0	3	.000	495	634	.781	263	542	805	76	286	6	27	236	271	1639	21.0
93-94	60	59	2018	427	845	.505	0	2	.000	433	568	.762	177	433	610	86	207	3	27	199	188	1287	21.5
94-95	77	77	2941	571	1101	.519	11	34	.324	490	644	.761	200	561	761	111	275	5	49	241	225	1643	21.3
Totals	215	214	7603	1570	3065	.512	11	39	.282	1418	1846	.768	640	1536	2176	273	768	14	103	676	684	4569	21.3

BYRON MULLENS	#22	POS: FORWARD/CENTER	HGT: 7-0	WGT: 275	BORN: 2-14-89	FROM: OHIO STATE
---------------	-----	---------------------	----------	----------	---------------	------------------

Acquired: From Oklahoma City on December 19, 2011 for a 2013 second-round draft pick

Departed: Became an unrestricted free agent after the 2012-13 season

YR	G	GS	MIN	FG	FGA	PCT	3FG	3FGA	PCT	FT	FTA	PCT	OFF	DEF	TOT	AST	PF	DQ	STL	TO	BLK	PTS	AVG
11-12	65	25	1465	251	591	.425	12	51	.235	92	112	.821	96	231	327	57	137	0	21	74	52	606	9.3
12-13	53	41	1428	217	563	.385	66	208	.317	64	99	.646	71	266	337	81	110	0	34	74	32	564	10.6
Totals	118	66	2893	468	1154	.405	78	259	.301	156	211	.739	167	497	664	138	247	0	55	148	84	1170	9.9



HISTORY

ALL-TIME ROSTER Note: Players are listed based on appearing in at least one regular or postseason game

RONALD "FLIP" MURRAY		#22	POS: GUARD		HGT: 6-3	WGT: 200	BORN: 7-29-79		FROM: SHAW	
----------------------	--	-----	------------	--	----------	----------	---------------	--	------------	--

Acquired: Signed on September 25, 2009

Departed: Traded to Chicago with Acie Law and a future first-round draft pick in exchange for Tyrus Thomas on February 18, 2010

YR	G	GS	MIN	FG	FGA	PCT	3FG	3FGA	PCT	FT	FTA	PCT	OFF	DEF	TOT	AST	PF	DQ	STL	TO	BLK	PTS	AVG
09-10	46	1	993	160	411	.389	41	131	.313	93	131	.710	15	83	98	84	77	0	28	65	12	454	9.9

PETE MYERS		#20	POS: GUARD		HGT: 6-8	WGT: 180	BORN: 9-15-63		FROM: ARKANSAS – LITTLE ROCK	
------------	--	-----	------------	--	----------	----------	---------------	--	------------------------------	--

Acquired: Signed on October 3, 1995, signed on February 16, 1996

Departed: Traded to Miami with Alonzo Mourning and LeRon Ellis on November 3, 1995 in exchange for Glen Rice, Khalid Reeves, Matt Geiger and a 1996 first-round draft pick on November 3, 1995

YR	G	GS	MIN	FG	FGA	PCT	3FG	3FGA	PCT	FT	FTA	PCT	OFF	DEF	TOT	AST	PF	DQ	STL	TO	BLK	PTS	AVG
95-96	32	1	453	29	87	.333	3	16	.188	31	46	.674	14	53	67	48	57	0	20	25	6	92	2.9

LEE NAILON		#54	POS: FORWARD		HGT: 6-9	WGT: 238	BORN: 2-22-75		FROM: TEXAS CHRISTIAN	
------------	--	-----	--------------	--	----------	----------	---------------	--	-----------------------	--

Acquired: Selected with the 43rd overall pick in the 1999 NBA Draft, signed on August 18, 2000

Departed: A member of the final Charlotte Hornets team of the classic era

YR	G	GS	MIN	FG	FGA	PCT	3FG	3FGA	PCT	FT	FTA	PCT	OFF	DEF	TOT	AST	PF	DQ	STL	TO	BLK	PTS	AVG
00-01	42	0	469	66	136	.485	0	1	.000	32	43	.744	29	63	92	24	60	0	9	27	5	164	3.9
01-02	79	41	1912	369	764	.483	1	2	.500	112	150	.747	103	188	291	94	175	1	59	96	14	851	10.8
Totals	121	41	2381	435	900	.483	1	3	.333	144	193	.746	132	251	383	118	235	1	68	123	19	1015	8.3

EDUARDO NAJERA		#21	POS: FORWARD		HGT: 6-8	WGT: 235	BORN: 7-11-76		FROM: OKLAHOMA	
----------------	--	-----	--------------	--	----------	----------	---------------	--	----------------	--

Acquired: From Dallas with Matt Carroll and Erick Dampier on July 13, 2010 in exchange for Alexis Ajinca and Tyson Chandler

Departed: Became an unrestricted free agent after the 2011-12 season

YR	G	GS	MIN	FG	FGA	PCT	3FG	3FGA	PCT	FT	FTA	PCT	OFF	DEF	TOT	AST	PF	DQ	STL	TO	BLK	PTS	AVG
10-11	31	0	372	26	72	.361	11	34	.324	6	11	.545	14	30	44	20	52	0	11	13	6	69	2.2
11-12	22	0	270	24	64	.375	8	29	.276	2	4	.500	11	39	50	12	40	0	19	7	4	58	2.6
Totals	53	0	642	50	136	.368	19	63	.302	8	15	.533	25	69	94	32	92	0	30	20	10	127	2.4

GARY NEAL		#12	POS: GUARD		HGT: 6-4	WGT: 210	BORN: 10-3-84		FROM: TOWSON	
-----------	--	-----	------------	--	----------	----------	---------------	--	--------------	--

Acquired: From Milwaukee with Luke Roldnour on February 20, 2014, in exchange for Ramon Sessions and Jeff Adrien

YR	G	GS	MIN	FG	FGA	PCT	3FG	3FGA	PCT	FT	FTA	PCT	OFF	DEF	TOT	AST	PF	DQ	STL	TO	BLK	PTS	AVG
13-14	22	1	507	85	194	.438	28	69	.406	49	51	.961	2	38	40	37	39	0	11	25	0	247	11.2

JOHNNY NEWMAN		#22	POS: FORWARD		HGT: 6-7	WGT: 190	BORN: 11-28-63		FROM: RICHMOND	
---------------	--	-----	--------------	--	----------	----------	----------------	--	----------------	--

Acquired: Signed as a restricted free agent from New York on July 28, 1990

Departed: Traded to New Jersey on December 10, 1993 in exchange for Rumeal Robinson

YR	G	GS	MIN	FG	FGA	PCT	3FG	3FGA	PCT	FT	FTA	PCT	OFF	DEF	TOT	AST	PF	DQ	STL	TO	BLK	PTS	AVG
90-91	81	81	2477	478	1017	.470	30	84	.357	385	476	.809	94	160	254	188	278	7	100	189	17	1371	16.9
91-92	55	55	1651	295	618	.477	13	46	.283	236	308	.766	71	108	179	146	181	4	70	129	14	839	15.3
92-93	64	27	1471	279	534	.522	12	45	.267	194	240	.808	72	71	143	117	154	1	45	90	19	764	11.9
93-94	18	18	429	91	174	.523	4	16	.250	48	59	.814	21	37	58	29	44	1	18	28	5	234	13.0
Totals	218	181	6028	1143	2343	.488	59	191	.309	863	1083	.797	258	376	634	480	657	13	233	436	55	3208	14.7

EMEKA OKAFOR		#50	POS: FORWARD/CENTER		HGT: 6-10	WGT: 255	BORN: 9-28-82		FROM: CONNECTICUT	
--------------	--	-----	---------------------	--	-----------	----------	---------------	--	-------------------	--

Acquired: Selected with the second overall pick in the 2004 NBA Draft

Departed: Traded to New Orleans in exchange for Tyson Chandler on July 28, 2009

YR	G	GS	MIN	FG	FGA	PCT	3FG	3FGA	PCT	FT	FTA	PCT	OFF	DEF	TOT	AST	PF	DQ	STL	TO	BLK	PTS	AVG
04-05	73	73	2600	448	1003	.447	0	1	.000	209	343	.609	275	520	795	64	214	0	62	125	125	1105	15.1
05-06	26	25	874	131	316	.415	0	0	---	82	125	.656	94	167	261	31	88	1	22	53	50	344	13.2
06-07	67	65	2329	394	740	.532	0	0	---	175	295	.593	258	499	757	80	210	4	57	111	172	963	14.4
07-08	82	82	2718	460	860	.535	0	0	---	213	374	.570	255	621	876	70	241	3	62	164	138	1133	13.8
08-09	82	81	2691	433	772	.561	0	0	---	219	369	.593	275	552	827	53	247	3	48	144	136	1085	13.2
Totals	330	326	11212	1866	3691	.506	0	1	.000	898	1506	.596	1157	2359	3516	298	1000	11	251	597	621	4630	14.0

DOUG OVERTON		#9	POS: GUARD		HGT: 6-3	WGT: 190	BORN: 8-3-69		FROM: LA SALLE	
--------------	--	----	------------	--	----------	----------	--------------	--	----------------	--

Acquired: Signed to a 10-day contract on January 26, 2001

Departed: Became an unrestricted free agent on February 5, 2001

YR	G	GS	MIN	FG	FGA	PCT	3FG	3FGA	PCT	FT	FTA	PCT	OFF	DEF	TOT	AST	PF	DQ	STL	TO	BLK	PTS	AVG
00-01	2	0	15	2	2	1.000	0	0	.000	0	0	.000	0	0	0	0	2	0	1	3	0	4	2.0

ALL-TIME ROSTER Note: Players are listed based on appearing in at least one regular or postseason game

JANNERO PARGO	#5	POS: GUARD	HGT: 6-1	WGT: 185	BORN: 10-22-79	FROM: ARKANSAS
---------------	----	------------	----------	----------	----------------	----------------

Acquired: Signed on March 14, 2013

YR	G	GS	MIN	FG	FGA	PCT	3FG	3FGA	PCT	FT	FTA	PCT	OFF	DEF	TOT	AST	PF	DQ	STL	TO	BLK	PTS	AVG
12-13	18	0	292	57	142	.401	29	76	.382	8	9	.889	9	13	22	34	26	0	15	28	2	151	8.4
13-14	29	0	242	52	118	.441	24	60	.400	8	11	.727	1	19	20	52	17	0	14	26	1	136	4.7
Totals	47	0	534	109	260	.419	53	136	.390	16	20	.800	10	32	42	86	43	0	29	54	3	287	6.1

ROBERT PARISH	#00	POS: CENTER	HGT: 7-1	WGT: 230	BORN: 8-30-53	FROM: CENTENARY
---------------	-----	-------------	----------	----------	---------------	-----------------

Acquired: Signed on August 4, 1994

Departed: Became an unrestricted free agent on after the 1995-96 season

YR	G	GS	MIN	FG	FGA	PCT	3FG	3FGA	PCT	FT	FTA	PCT	OFF	DEF	TOT	AST	PF	DQ	STL	TO	BLK	PTS	AVG
94-95	81	4	1352	159	372	.427	0	0	---	71	101	.703	93	257	350	44	132	0	27	66	36	389	4.8
95-96	74	34	1086	120	241	.498	0	0	---	50	71	.704	89	214	303	29	80	0	21	50	54	290	3.9
Totals	155	38	2438	279	613	.455	0	0	---	121	172	.703	182	471	653	73	212	0	48	116	90	679	4.4

ELLIOT PERRY	#21	POS: GUARD	HGT: 6-0	WGT: 150	BORN: 3-28-69	FROM: MEMPHIS STATE
--------------	-----	------------	----------	----------	---------------	---------------------

Acquired: Signed on December 9, 1991

Departed: Became an unrestricted free agent after the 1991-92 season

YR	G	GS	MIN	FG	FGA	PCT	3FG	3FGA	PCT	FT	FTA	PCT	OFF	DEF	TOT	AST	PF	DQ	STL	TO	BLK	PTS	AVG
91-92	40	0	371	43	114	.377	1	5	.200	26	39	.667	12	20	32	64	26	0	25	37	2	113	2.8

CHUCK PERSON	#45	POS: FORWARD	HGT: 6-8	WGT: 220	BORN: 6-27-64	FROM: AUBURN
--------------	-----	--------------	----------	----------	---------------	--------------

Acquired: Signed on January 26, 1999

Departed: Became an unrestricted free agent after the 1998-99 season

YR	G	GS	MIN	FG	FGA	PCT	3FG	3FGA	PCT	FT	FTA	PCT	OFF	DEF	TOT	AST	PF	DQ	STL	TO	BLK	PTS	AVG
98-99	50	21	990	112	289	.388	55	157	.350	24	32	.750	17	115	132	60	90	0	20	41	8	303	6.1

BOBBY PHILLS	#13	POS: GUARD	HGT: 6-5	WGT: 210	BORN: 12-20-69	FROM: SOUTHERN
--------------	-----	------------	----------	----------	----------------	----------------

Acquired: Signed on August 19, 1997

Departed: Passed away on January 12, 2000

YR	G	GS	MIN	FG	FGA	PCT	3FG	3FGA	PCT	FT	FTA	PCT	OFF	DEF	TOT	AST	PF	DQ	STL	TO	BLK	PTS	AVG
97-98	62	61	1887	246	552	.446	44	114	.386	106	140	.757	59	157	216	187	181	2	81	108	18	642	10.4
98-99	43	43	1574	215	497	.433	68	172	.395	115	168	.685	39	135	174	149	124	1	60	92	25	613	14.3
99-00	28	9	825	152	335	.454	30	91	.330	47	65	.723	17	54	71	79	72	2	41	48	8	381	13.6
Totals	133	113	4286	613	1384	.443	142	377	.377	268	373	.718	115	346	461	415	377	5	182	248	51	1636	12.3

RICKY PIERCE	#21	POS: GUARD	HGT: 6-4	WGT: 205	BORN: 8-19-59	FROM: RICE
--------------	-----	------------	----------	----------	---------------	------------

Acquired: From Denver on February 20, 1997, in exchange for George Zidek and Anthony Goldwire

Departed: Waived on August 19, 1997

YR	G	GS	MIN	FG	FGA	PCT	3FG	3FGA	PCT	FT	FTA	PCT	OFF	DEF	TOT	AST	PF	DQ	STL	TO	BLK	PTS	AVG
96-97	27	17	650	119	237	.502	30	56	.536	56	63	.889	19	49	68	49	48	0	14	30	4	324	12.0

JOEL PRZYBILLA	#10	POS: CENTER	HGT: 7-1	WGT: 245	BORN: 10-10-79	FROM: MINNESOTA
----------------	-----	-------------	----------	----------	----------------	-----------------

Acquired: From Portland with Dante Cunningham, Sean Marks, two first-round draft picks and cash considerations on February 24, 2011 in exchange for Gerald Wallace

Departed: Became an unrestricted free agent after the 2010-11 season

YR	G	GS	MIN	FG	FGA	PCT	3FG	3FGA	PCT	FT	FTA	PCT	OFF	DEF	TOT	AST	PF	DQ	STL	TO	BLK	PTS	AVG
10-11	5	0	74	4	10	.400	0	0	---	1	4	.250	9	15	24	0	16	1	0	7	1	9	1.8

VLADIMIR RADMANOVIC	#10	POS: FORWARD	HGT: 6-10	WGT: 235	BORN: 10-10-80	FROM: SERBIA
---------------------	-----	--------------	-----------	----------	----------------	--------------

Acquired: From L.A. Lakers on February 7, 2009, in exchange for Shannon Brown and Adam Morrison

Departed: Traded to Golden State with Raja Bell in exchange for Stephen Jackson and Acie Law on November 16, 2009

YR	G	GS	MIN	FG	FGA	PCT	3FG	3FGA	PCT	FT	FTA	PCT	OFF	DEF	TOT	AST	PF	DQ	STL	TO	BLK	PTS	AVG
08-09	32	3	674	101	252	.401	45	126	.357	20	31	.645	27	78	105	43	60	0	18	51	8	267	8.3
09-10	8	0	133	14	42	.333	7	22	.318	4	6	.667	8	21	29	7	18	0	3	5	1	39	4.9
Totals	40	3	807	115	294	.391	52	148	.351	24	37	.649	35	99	134	50	78	0	21	56	9	306	7.7



HISTORY

ALL-TIME ROSTER Note: Players are listed based on appearing in at least one regular or postseason game

KURT RAMBIS		#31	POS: FORWARD		HGT: 6-8	WGT: 213	BORN: 2-25-58		FROM: SANTA CLARA	
-------------	--	-----	--------------	--	----------	----------	---------------	--	-------------------	--

Acquired: Signed on July 28, 1988

Departed: Traded to Phoenix with second round draft picks in 1990 and 1991 on December 13, 1989 in exchange for Armon Gilliam

YR	G	GS	MIN	FG	FGA	PCT	3FG	3FGA	PCT	FT	FTA	PCT	OFF	DEF	TOT	AST	PF	DQ	STL	TO	BLK	PTS	AVG
88-89	75	75	2233	325	627	.518	0	3	.000	182	248	.734	269	434	703	159	208	4	100	148	57	832	11.1
89-90	16	16	448	58	116	.500	0	1	.000	30	55	.545	48	72	120	28	45	0	32	29	10	146	9.1
Totals	91	91	2681	383	743	.515	0	4	.000	212	303	.700	317	506	823	187	253	4	132	177	67	978	10.7

THEO RATLIFF		#42	POS: CENTER		HGT: 6-10	WGT: 235	BORN: 4-17-73		FROM: WYOMING	
--------------	--	-----	-------------	--	-----------	----------	---------------	--	---------------	--

Acquired: From San Antonio on February 18, 2010, in exchange for a protected second-round draft pick in 2016

Departed: Became an unrestricted free agent after the 2009-10 season

YR	G	GS	MIN	FG	FGA	PCT	3FG	3FGA	PCT	FT	FTA	PCT	OFF	DEF	TOT	AST	PF	DQ	STL	TO	BLK	PTS	AVG
09-10	28	26	624	54	116	.466	0	0	---	36	46	.783	44	73	117	16	60	1	9	25	43	144	5.1

ELDRIDGE RECASNER		#3	POS: GUARD		HGT: 6-3	WGT: 190	BORN: 12-14-67		FROM: WASHINGTON	
-------------------	--	----	------------	--	----------	----------	----------------	--	------------------	--

Acquired: Signed on January 21, 1999

Departed: A member of the final Charlotte Hornets team of the classic era

YR	G	GS	MIN	FG	FGA	PCT	3FG	3FGA	PCT	FT	FTA	PCT	OFF	DEF	TOT	AST	PF	DQ	STL	TO	BLK	PTS	AVG
88-89	44	2	708	82	184	.446	24	60	.400	34	39	.872	20	57	77	91	66	0	17	58	1	222	5.0
89-90	7	0	28	3	7	.429	1	4	.250	0	0	---	0	4	4	5	1	0	0	0	0	7	1.0
00-01	43	0	403	38	114	.333	13	39	.333	14	18	.778	13	37	50	39	30	0	6	27	1	103	2.4
01-02	1	0	2	0	0	---	0	0	---	0	0	---	0	0	0	0	1	0	0	0	0	0	0.0
Totals	95	2	1141	123	305	.403	38	103	.369	48	57	.842	33	98	131	135	98	0	23	85	2	332	3.5

JASON RICHARDSON		#23	POS: GUARD		HGT: 6-6	WGT: 225	BORN: 1-20-81		FROM: MICHIGAN STATE	
------------------	--	-----	------------	--	----------	----------	---------------	--	----------------------	--

Acquired: From Golden State with the draft rights to Jermaine Davidson (38th overall pick) on June 28, 2007, in exchange for draft rights to Brandon Wright (eighth overall pick)

Departed: Traded to Phoenix with Jared Dudley in exchange for Raja Bell, Boris Diaw and Sean Singletary on December 10, 2009

YR	G	GS	MIN	FG	FGA	PCT	3FG	3FGA	PCT	FT	FTA	PCT	OFF	DEF	TOT	AST	PF	DQ	STL	TO	BLK	PTS	AVG
07-08	82	82	3149	648	1468	.441	243	599	.406	249	331	.752	80	361	441	258	241	3	116	166	57	1788	21.1
08-09	14	14	491	97	220	.441	27	59	.458	41	55	.745	13	45	58	36	43	1	14	24	3	262	18.7
Totals	96	96	3640	745	1688	.441	270	658	.410	290	386	.751	93	406	499	294	284	4	130	190	60	2050	21.4

KHALID REEVES		#3	POS: GUARD		HGT: 6-3	WGT: 199	BORN: 7-15-72		FROM: ARIZONA	
---------------	--	----	------------	--	----------	----------	---------------	--	---------------	--

Acquired: From Miami with Glen Rice, Matt Geiger and a 1996 first-round draft pick on November 3, 1995, in exchange for Alonzo Mourning, Pete Myers and LeRon Ellis

Departed: Traded to New Jersey with Kendall Gill on January 19, 1996, in exchange for Kenny Anderson and Gerald Glass

YR	G	GS	MIN	FG	FGA	PCT	3FG	3FGA	PCT	FT	FTA	PCT	OFF	DEF	TOT	AST	PF	DQ	STL	TO	BLK	PTS	AVG
95-96	20	5	418	54	118	.458	11	36	.306	43	51	.843	11	29	40	72	46	0	16	30	1	162	8.1

J.R. REID		#34/#7	POS: FORWARD		HGT: 6-9	WGT: 247	BORN: 3-31-68		FROM: NORTH CAROLINA	
-----------	--	--------	--------------	--	----------	----------	---------------	--	----------------------	--

Acquired: Selected with the fifth overall pick in the 1989 NBA Draft

Departed: Traded to San Antonio on December 9, 1992, in exchange for Sidney Green, a 1993 first-round draft pick and a 1996 second-round draft pick

Acquired: Signed on July 16, 1997

Departed: Traded to L.A. Lakers with Glen Rice and B.J. Armstrong on March 10, 1999, in exchange for Eddie Jones and Elden Campbell

YR	G	GS	MIN	FG	FGA	PCT	3FG	3FGA	PCT	FT	FTA	PCT	OFF	DEF	TOT	AST	PF	DQ	STL	TO	BLK	PTS	AVG
89-90	82	82	2757	358	814	.440	0	5	.000	192	289	.664	199	492	691	101	292	7	92	172	54	908	11.1
90-91	80	80	2467	360	773	.466	0	2	.000	182	259	.703	154	348	502	89	286	6	87	153	47	902	11.3
91-92	51	7	1257	213	435	.490	0	3	.000	134	190	.705	96	221	317	81	159	0	49	84	23	560	11.0
92-93	17	1	295	42	98	.429	0	1	.000	43	58	.741	20	50	70	24	49	1	11	24	5	127	7.5
97-98	79	1	1109	146	318	.459	3	8	.375	89	122	.730	72	138	210	51	172	1	35	65	19	384	4.9
98-99	16	16	556	88	169	.521	0	0	---	67	84	.798	21	92	113	25	63	2	22	28	10	243	15.2
Totals	325	187	8441	1207	2607	.463	3	19	.158	707	1002	.706	562	1341	1903	371	1021	17	296	526	158	3124	9.6

ROBERT REID		#50	POS: FORWARD		HGT: 6-8	WGT: 205	BORN: 8-30-55		FROM: ST. MARY'S	
-------------	--	-----	--------------	--	----------	----------	---------------	--	------------------	--

Acquired: From Houston with a 1990 second-round draft pick on July 18, 1988, in exchange for Bernard Thompson

Departed: Traded to Portland on October 17, 1989, in exchange for Richard Anderson

Acquired: Signed on December 13, 1989

Departed: Became an unrestricted free agent after the 1989-90 season

YR	G	GS	MIN	FG	FGA	PCT	3FG	3FGA	PCT	FT	FTA	PCT	OFF	DEF	TOT	AST	PF	DQ	STL	TO	BLK	PTS	AVG
88-89	82	54	2152	519	1214	.428	17	52	.327	152	196	.776	82	220	302	153	235	2	53	106	20	1207	14.7
89-90	60	27	1117	162	414	.391	9	29	.310	50	78	.641	33	110	143	82	136	0	36	44	14	383	6.4
Totals	142	81	3269	681	1628	.418	26	81	.321	202	274	.737	115	330	445	235	371	2	89	150	34	1590	11.2

ALL-TIME ROSTER Note: Players are listed based on appearing in at least one regular or postseason game

GLEN RICE		#41	POS: FORWARD		HGT: 6-8	WGT: 215	BORN: 5-28-67		FROM: MICHIGAN	
-----------	--	-----	--------------	--	----------	----------	---------------	--	----------------	--

Acquired: From Miami with Matt Geiger, Khalid Reeves and a 1996 first-round draft pick on November 3, 1995, in exchange for Alonzo Mourning, Pete Myers and LeRon Ellis
 Departed: Traded to L.A. Lakers with B.J. Armstrong and J.R. Reid on March 10, 1999, in exchange for Eddie Jones and Elden Campbell

YR	G	GS	MIN	FG	FGA	PCT	3FG	3FGA	PCT	FT	FTA	PCT	OFF	DEF	TOT	AST	PF	DQ	STL	TO	BLK	PTS	AVG
95-96	79	79	3142	610	1296	.471	171	403	.424	319	381	.837	86	292	378	232	217	1	91	163	19	1710	21.6
96-97	79	78	3362	722	1513	.477	207	440	.470	464	535	.867	67	251	318	160	190	0	72	177	26	2115	26.8
97-98	82	82	3295	634	1386	.457	130	300	.433	428	504	.849	89	264	353	182	200	0	77	182	22	1826	22.3
98-99	Missed entire season due to injury																						
Totals	240	239	9799	1966	4195	.469	508	1143	.444	1211	1420	.853	242	807	1049	574	607	1	240	522	67	5651	23.5

LUKE RIDNOUR		#13	POS: GUARD		HGT: 6-2	WGT: 175	BORN: 2-13-81		FROM: OREGON	
--------------	--	-----	------------	--	----------	----------	---------------	--	--------------	--

Acquired: From Milwaukee with Gary Neal on February 20, 2014, in exchange for Ramon Sessions and Jeff Adrien
 Departed: Became an unrestricted free agent after the 2013-14 season

YR	G	GS	MIN	FG	FGA	PCT	3FG	3FGA	PCT	FT	FTA	PCT	OFF	DEF	TOT	AST	PF	DQ	STL	TO	BLK	PTS	AVG
13-14	25	2	378	42	108	.389	12	40	.300	4	7	.571	8	27	35	54	37	0	9	20	6	100	4.0

TERRANCE ROBERSON		#8	POS: FORWARD		HGT: 6-7	WGT: 215	BORN: 12-30-76		FROM: FRESNO STATE	
-------------------	--	----	--------------	--	----------	----------	----------------	--	--------------------	--

Acquired: Signed on October 2, 2000
 Departed: Waived on December 19, 2000

YR	G	GS	MIN	FG	FGA	PCT	3FG	3FGA	PCT	FT	FTA	PCT	OFF	DEF	TOT	AST	PF	DQ	STL	TO	BLK	PTS	AVG
00-01	3	0	13	0	2	.000	0	1	.000	0	0	---	0	1	1	1	3	0	0	2	0	0	0.0

BERNARD ROBINSON		#21	POS: GUARD/FOWARD		HGT: 6-6	WGT: 210	BORN: 12-26-80		FROM: MICHIGAN	
------------------	--	-----	-------------------	--	----------	----------	----------------	--	----------------	--

Acquired: Selected with the 45th overall pick in the 2004 NBA Draft
 Departed: Traded to New Jersey on January 4, 2007, for Jeff McInnis

YR	G	GS	MIN	FG	FGA	PCT	3FG	3FGA	PCT	FT	FTA	PCT	OFF	DEF	TOT	AST	PF	DQ	STL	TO	BLK	PTS	AVG
04-05	31	1	328	36	81	.444	3	8	.375	18	26	.692	14	34	48	30	42	1	11	4	20	93	3.0
05-06	66	18	1303	157	365	.430	2	21	.095	106	134	.791	62	157	219	77	141	1	81	74	10	422	6.4
06-07	21	0	241	16	54	.296	0	2	.000	19	22	.864	9	33	42	17	28	0	13	16	1	51	2.4
Totals	118	19	1872	209	500	.418	5	31	.161	143	182	.785	85	224	309	124	211	2	105	94	31	566	4.7

EDDIE ROBINSON		#32	POS: FORWARD		HGT: 6-9	WGT: 210	BORN: 4-19-76		FROM: CENTRAL OKLAHOMA	
----------------	--	-----	--------------	--	----------	----------	---------------	--	------------------------	--

Acquired: Signed on August 17, 1999
 Departed: Became an unrestricted free agent after the 2000-01 season

YR	G	GS	MIN	FG	FGA	PCT	3FG	3FGA	PCT	FT	FTA	PCT	OFF	DEF	TOT	AST	PF	DQ	STL	TO	BLK	PTS	AVG
99-00	67	8	1112	212	386	.549	0	4	.000	47	64	.734	54	130	184	32	67	0	48	39	25	471	7.0
00-01	67	6	1201	216	407	.531	2	4	.500	64	88	.727	60	138	198	59	66	0	50	43	32	498	7.4
Totals	134	14	2313	428	793	.540	2	8	.250	111	152	.730	114	268	382	91	133	0	98	82	57	969	7.2

RUMEAL ROBINSON		#20	POS: GUARD		HGT: 6-2	WGT: 195	BORN: 11-13-56		FROM: MICHIGAN	
-----------------	--	-----	------------	--	----------	----------	----------------	--	----------------	--

Acquired: From New Jersey on December 10, 1993, in exchange for Johnny Newman
 Departed: Became an unrestricted free agent after the 1993-94 season

YR	G	GS	MIN	FG	FGA	PCT	3FG	3FGA	PCT	FT	FTA	PCT	OFF	DEF	TOT	AST	PF	DQ	STL	TO	BLK	PTS	AVG
93-94	14	0	95	13	33	.394	1	5	.200	3	9	.333	2	6	8	18	15	0	3	18	0	30	2.1

MALIK ROSE		#31	POS: FORWARD		HGT: 6-7	WGT: 250	BORN: 11-23-74		FROM: DREXEL	
------------	--	-----	--------------	--	----------	----------	----------------	--	--------------	--

Acquired: Selected with the 44th overall pick in the 1996 NBA Draft
 Departed: Became an unrestricted free agent after the 1996-97 season

YR	G	GS	MIN	FG	FGA	PCT	3FG	3FGA	PCT	FT	FTA	PCT	OFF	DEF	TOT	AST	PF	DQ	STL	TO	BLK	PTS	AVG
96-97	54	1	525	61	128	.477	0	2	.000	38	62	.613	70	94	164	32	114	3	28	41	17	160	3.0

BRIAN ROWSOM		#32	POS: FORWARD		HGT: 6-10	WGT: 220	BORN: 10-23-65		FROM: UNC-WILMINGTON	
--------------	--	-----	--------------	--	-----------	----------	----------------	--	----------------------	--

Acquired: Signed on October 6, 1988
 Departed: Waived on September 5, 1990

YR	G	GS	MIN	FG	FGA	PCT	3FG	3FGA	PCT	FT	FTA	PCT	OFF	DEF	TOT	AST	PF	DQ	STL	TO	BLK	PTS	AVG
88-89	34	0	517	80	162	.494	1	1	1.000	65	81	.802	56	81	137	24	69	1	10	18	12	226	6.6
89-90	44	2	559	78	179	.436	1	2	.500	68	83	.819	44	87	131	22	58	0	18	25	11	225	5.1
Totals	78	2	1076	158	341	.463	2	3	.667	133	164	.811	100	168	268	46	127	1	28	43	23	451	5.8



HISTORY

ALL-TIME ROSTER Note: Players are listed based on appearing in at least one regular or postseason game

DONALD ROYAL		#5	POS: FORWARD		HGT: 6-8		WGT: 210		BORN: 5-22-66		FROM: NOTRE DAME												
Acquired: From Golden State on February 20, 1997, in exchange for Scott Burrell																							
Departed: Became an unrestricted free agent after the 1996-97 season,																							
Acquired: Signed to two consecutive 10-day contracts beginning January 15, 1998, before signing for the remainder of the season on February 4, 1998																							
Departed: Became an unrestricted free agent after the 1997-98 season																							
YR	G	GS	MIN	FG	FGA	PCT	3FG	3FGA	PCT	FT	FTA	PCT	OFF	DEF	TOT	AST	PF	DQ	STL	TO	BLK	PTS	AVG
96-97	25	2	320	21	40	.525	0	0	---	28	35	.800	18	40	58	10	42	0	12	22	2	70	2.8
97-98	29	5	305	24	63	.381	0	0	---	26	29	.897	16	21	37	16	30	0	6	7	1	74	2.6
Totals	54	7	625	45	103	.437	0	0	---	54	64	.844	34	61	95	26	72	0	18	29	3	144	2.7

KAREEM RUSH		#4	POS: GUARD	HGT: 6-6	WGT: 215	BORN: 10-30-80	FROM: MISSOURI																
Acquired: From L.A. Lakers on December 3, 2004, in exchange for two second-round draft picks																							
Departed: Waived on April 1, 2006																							
YR	G	GS	MIN	FG	FGA	PCT	3FG	3FGA	PCT	FT	FTA	PCT	OFF	DEF	TOT	AST	PF	DQ	STL	TO	BLK	PTS	AVG
04-05	34	22	877	153	386	.396	49	127	.386	35	46	.761	17	62	79	65	67	0	18	44	6	390	11.5
05-06	47	25	1111	181	469	.386	57	164	.348	55	77	.714	18	85	103	50	79	0	38	65	13	474	10.1
Totals	81	47	1988	334	855	.390	106	291	.364	90	123	.731	35	147	182	115	146	0	56	109	19	864	10.6

JAMAL SAMPSON		#31	POS: FORWARD /CENTER		HGT: 6-11	WGT: 258	BORN: 5-15-83		FROM: CALIFORNIA														
Acquired: Chosen in Charlotte Expansion Selection on June 22, 2004																							
Departed: Waived on February 8, 2005																							
YR	G	GS	MIN	FG	FGA	PCT	3FG	3FGA	PCT	FT	FTA	PCT	OFF	DEF	TOT	AST	PF	DQ	STL	TO	BLK	PTS	AVG
04-05	23	0	329	28	62	.452	0	0	---	23	39	.590	36	86	122	8	53	0	4	17	17	79	3.4

JEFF SANDERS		#20	POS: FORWARD		HGT: 6-8		WGT: 225		BORN: 1-14-66		FROM: GEORGIA SOUTHERN												
Acquired: Signed to a 10-day contract on January 21, 1991																							
Departed: Became an unrestricted free agent on January 31, 1991																							
YR	G	GS	MIN	FG	FGA	PCT	3FGA	PCT	FT	FTA	PCT	OFF	DEF	TOT	AST	PF	DQ	STL	TO	BLK	PTS	AVG	
90-91	3	0	43	6	14	.429	0	0	---	1	2	.500	3	6	9	1	6	0	1	1	1	13	4.3

STEVE SCHEFFLER		#55	POS: CENTER		HGT: 6-9		WGT: 250		BORN: 9-3-67		FROM: PURDUE												
Acquired: Selected with the 39th overall pick in the 1990 NBA Draft																							
Departed: Waived on May 31, 1991																							
YR	G	GS	MIN	FG	FGA	PCT	3FG	3FGA	PCT	FT	FTA	PCT	OFF	DEF	TOT	AST	PF	DQ	STL	TO	BLK	PTS	AVG
90-91	39	0	227	20	39	.513	0	0	---	19	21	.905	21	24	45	9	20	0	6	4	2	59	1.5

RAMON SESSIONS		#7	POS: GUARD		HGT: 6-3		WGT: 190		BORN: 4-11-86		FROM: NEVADA												
Acquired: Signed on July 13, 2012																							
Departed: Traded to Milwaukee with Jeff Adrien in exchange for Gary Neal and Luke Ridnour on February 20, 2014																							
YR	G	GS	MIN	FG	FGA	PCT	3FG	3FGA	PCT	FT	FTA	PCT	OFF	DEF	TOT	AST	PF	DQ	STL	TO	BLK	PTS	AVG
12-13	61	0	1652	276	676	.408	33	107	.308	291	347	.839	27	142	169	230	91	0	48	104	7	876	14.4
13-14	55	7	1305	190	465	.409	15	68	.221	183	234	.782	22	95	117	206	50	0	33	93	6	578	10.5
Totals	116	7	2957	466	1141	.408	48	175	.274	474	581	.816	49	237	286	436	141	0	81	197	13	1454	12.5

CHARLES SHACKLEFORD		#33	POS: CENTER		HGT: 6-11		WGT: 225		BORN: 4-22-66		FROM: NORTH CAROLINA STATE												
Acquired: Signed on January 21, 1999																							
Departed: Became an unrestricted free agent after the 1999-00 season																							
YR	G	GS	MIN	FG	FGA	PCT	3FG	3FGA	PCT	FT	FTA	PCT	OFF	DEF	TOT	AST	PF	DQ	STL	TO	BLK	PTS	AVG
98-99	32	4	367	44	90	.489	0	0	---	19	29	.655	41	88	129	13	66	1	5	27	13	107	3.3

JERRY SICHTING		#12	POS: GUARD		HGT: 6-1		WGT: 168		BORN: 11-29-56		FROM: PURDUE												
Acquired: Signed on September 11, 1989																							
Departed: Waived on February 22, 1990																							
YR	G	GS	MIN	FG	FGA	PCT	3FG	3FGA	PCT	FT	FTA	PCT	OFF	DEF	TOT	AST	PF	DQ	STL	TO	BLK	PTS	AVG
89-90	34	8	469	50	119	.420	3	12	.250	15	18	.833	3	16	19	92	39	0	16	22	2	118	3.5



ALL-TIME ROSTER

Note: Players are listed based on appearing in at least one regular or postseason game

SEAN SINGLETARY	#44	POS: GUARD	HGT: 6-0	WGT: 185	BORN: 9-6-85	FROM: VIRGINIA
-----------------	-----	------------	----------	----------	--------------	----------------

Acquired: From Phoenix via Raja Bell and Boris Diaw on December 10, 2008, in exchange for Jared Dudley and Jason Richardson

Departed: Became an unrestricted free agent after the 2008-09 season

YR	G	GS	MIN	FG	FGA	PCT	3FG	3FGA	PCT	FT	FTA	PCT	OFF	DEF	TOT	AST	PF	DQ	STL	TO	BLK	PTS	AVG
08-09	24	1	181	19	48	.396	6	15	.400	12	15	.800	5	14	19	17	31	0	5	18	0	56	2.3

STEVE SMITH	#8	POS: GUARD	HGT: 6-8	WGT: 220	BORN: 3-31-69	FROM: MICHIGAN STATE
-------------	----	------------	----------	----------	---------------	----------------------

Acquired: Signed on September 16, 2004

Departed: Traded to Miami for Malik Allen and cash considerations on February 24, 2005

YR	G	GS	MIN	FG	FGA	PCT	3FG	3FGA	PCT	FT	FTA	PCT	OFF	DEF	TOT	AST	PF	DQ	STL	TO	BLK	PTS	AVG
04-05	37	1	636	93	218	.427	38	90	.422	67	77	.870	13	36	49	57	74	2	12	24	7	291	7.9

THERON SMITH	#0	POS: FORWARD	HGT: 6-8	WGT: 230	BORN: 10-3-80	FROM: BALL STATE
--------------	----	--------------	----------	----------	---------------	------------------

Acquired: Chosen in Charlotte Expansion Selection on June 22, 2004

Departed: Became an unrestricted free agent after the 2004-05 season

YR	G	GS	MIN	FG	FGA	PCT	3FG	3FGA	PCT	FT	FTA	PCT	OFF	DEF	TOT	AST	PF	DQ	STL	TO	BLK	PTS	AVG
04-05	33	5	510	44	136	.324	3	12	.250	14	16	.875	39	77	116	28	58	0	6	4	27	105	3.2

TONY SMITH	#34	POS: GUARD	HGT: 6-4	WGT: 185	BORN: 6-14-68	FROM: MARQUETTE
------------	-----	------------	----------	----------	---------------	-----------------

Acquired: Signed on October 20, 1996

Departed: Became an unrestricted free agent after the 1996-97 season

YR	G	GS	MIN	FG	FGA	PCT	3FG	3FGA	PCT	FT	FTA	PCT	OFF	DEF	TOT	AST	PF	DQ	STL	TO	BLK	PTS	AVG
96-97	69	39	1291	138	337	.409	32	99	.323	38	59	.644	38	56	94	150	110	2	48	73	19	346	5.0

TAMAR SLAY	#32	POS: GUARD	HGT: 6-8	WGT: 215	BORN: 4-2-80	FROM: MARSHALL
------------	-----	------------	----------	----------	--------------	----------------

Acquired: Chosen in Charlotte Expansion Selection on June 22, 2004

Departed: Became an unrestricted free agent after the 2004-05 season

YR	G	GS	MIN	FG	FGA	PCT	3FG	3FGA	PCT	FT	FTA	PCT	OFF	DEF	TOT	AST	PF	DQ	STL	TO	BLK	PTS	AVG
04-05	8	0	78	13	39	.333	2	12	.167	0	2	.000	6	8	14	3	20	0	5	8	0	28	3.5

JAMES SOUTHERLAND	#31	POS: FORWARD	HGT: 6-8	WGT: 215	BORN: 4-28-90	FROM: SYRACUSE
-------------------	-----	--------------	----------	----------	---------------	----------------

Acquired: Signed on September 5, 2013

Departed: Waived on December 11, 2013

YR	G	GS	MIN	FG	FGA	PCT	3FG	3FGA	PCT	FT	FTA	PCT	OFF	DEF	TOT	AST	PF	DQ	STL	TO	BLK	PTS	AVG
13-14	1	0	3	0	3	.000	0	1	.000	0	0	---	0	0	0	0	0	0	0	0	0	0	0.0

GREG SUTTON	#12	POS: GUARD	HGT: 6-2	WGT: 170	BORN: 12-3-67	FROM: ORAL ROBERTS
-------------	-----	------------	----------	----------	---------------	--------------------

Acquired: Signed on November 16, 1994

Departed: Waived on January 4, 1996

YR	G	GS	MIN	FG	FGA	PCT	3FG	3FGA	PCT	FT	FTA	PCT	OFF	DEF	TOT	AST	PF	DQ	STL	TO	BLK	PTS	AVG
94-95	53	4	690	94	230	.409	43	115	.374	32	45	.711	8	48	56	91	114	0	33	51	2	263	5.0
95-96	18	0	190	20	50	.400	7	21	.333	15	19	.789	4	11	15	39	36	0	8	17	0	62	3.4
Totals	71	4	880	114	280	.407	50	136	.368	47	64	.734	12	59	71	130	150	0	41	68	2	325	4.6

JEFFERY TAYLOR	#44	POS: FORWARD	HGT: 6-7	WGT: 225	BORN: 5-23-89	FROM: VANDERBILT
----------------	-----	--------------	----------	----------	---------------	------------------

Acquired: Selected with the 31st overall pick in the 2013 NBA Draft

YR	G	GS	MIN	FG	FGA	PCT	3FG	3FGA	PCT	FT	FTA	PCT	OFF	DEF	TOT	AST	PF	DQ	STL	TO	BLK	PTS	AVG
12-13	77	29	1507	172	399	.431	53	154	.344	75	103	.728	51	99	150	63	136	1	47	48	15	472	6.1
13-14	26	8	629	82	218	.376	18	67	.269	26	47	.553	15	45	60	22	62	0	13	25	5	208	8.0
Totals	103	37	2136	254	617	.412	71	221	.321	101	150	.673	66	144	210	85	198	1	60	73	20	680	6.6

GARRETT TEMPLE	#41	POS: GUARD	HGT: 6-5	WGT: 180	BORN: 5-8-86	FROM: LOUISIANA STATE
----------------	-----	------------	----------	----------	--------------	-----------------------

Acquired: Signed on March 7, 2011

Departed: Became an unrestricted free agent after the 2010-11 season

YR	G	GS	MIN	FG	FGA	PCT	3FG	3FGA	PCT	FT	FTA	PCT	OFF	DEF	TOT	AST	PF	DQ	STL	TO	BLK	PTS	AVG
10-11	12	0	126	12	42	.286	7	26	.269	7	11	.636	0	15	15	24	14	0	9	20	4	38	3.2

FRONT OFFICE

BALL OPS

PLAYERS

13-14 REVIEW

HISTORY

RECORDS

PLAYOFFS

NBA

MISC.



HISTORY

ALL-TIME ROSTER Note: Players are listed based on appearing in at least one regular or postseason game

TYRUS THOMAS			#12	POS: FORWARD			HGT: 6-10		WGT: 225		BORN: 8-17-86		FROM: LOUISIANA STATE										
Acquired: From Chicago on February 18, 2010, in exchange for Acie Law, Ronald "Flip" Murray and a future first-round draft pick																							
Departed: Waived as the team's amnesty player on July 20, 2013																							
YR	G	GS	MIN	FG	FGA	PCT	3FG	3FGA	PCT	FT	FTA	PCT	OFF	DEF	TOT	AST	PF	DQ	STL	TO	BLK	PTS	AVG
09-10	25	0	542	95	215	.442	0	2	.000	62	85	.729	39	113	152	23	65	0	23	40	37	252	10.1
10-11	41	2	861	156	331	.471	0	3	.000	107	136	.787	65	159	224	29	113	1	30	65	66	419	10.2
11-12	54	30	1013	120	327	.367	1	3	.333	63	83	.759	49	151	200	35	144	2	36	53	60	304	5.6
12-13	26	2	360	48	136	.353	3	8	.375	26	31	.839	16	44	60	19	51	0	14	17	15	125	4.8
Totals	146	34	2776	419	1009	.415	4	16	.250	258	335	.770	169	467	636	106	373	3	103	175	168	1100	7.5

OTIS THORPE		#52	POS: FORWARD		HGT: 6-10		WGT: 225		BORN: 8-5-62		FROM: PROVIDENCE												
Acquired: From Miami with Jamal Mashburn, P.J. Brown, Rodney Buford and Tim James on August 1, 2000, in exchange for Eddie Jones, Anthony Mason, Ricky Davis and Dale Ellis																							
Departed: Became an unrestricted free agent after the 2000-01 season																							
YR	G	GS	MIN	FG	FGA	PCT	3FG	3FGA	PCT	FT	FTA	PCT	OFF	DEF	TOT	AST	PF	DQ	STL	TO	BLK	PTS	AVG
00-01	49	4	647	59	131	.450	0	0	---	20	24	.833	50	95	145	29	108	0	12	32	7	138	2.8

TOM TOLBERT		#23/#39	POS: FORWARD			HGT: 6-8			WGT: 235			BORN: 10-16-65			FROM: ARIZONA									
Acquired: Selected with the 34th overall pick in the 1988 NBA Draft																								
Departed: Waived on December 29, 1988																								
Acquired: Signed on October 7, 1994																								
Departed: Waived on April 15, 1995																								
YR	G	GS	MIN	FG	FGA	PCT	3FG	3FGA	PCT	FT	FTA	PCT	OFF	DEF	TOT	AST	PF	DQ	STL	TO	BLK	PTS	AVG	
88-89	14	0	117	17	37	.459	0	3	.000	6	12	.500	7	14	21	7	20	0	2	2	4	40	2.9	
94-95	10	0	57	6	18	.333	0	4	.000	2	2	1.000	7	10	17	2	9	0	0	3	0	14	1.4	
Totals	24	0	174	23	55	.418	0	7	.000	8	14	.571	14	24	38	9	29	0	2	5	4	54	2.3	

ANTHONY TOLLIVER		#43	POS: FORWARD		HGT: 6-8		WGT: 240		BORN: 6-1-85		FROM: CREIGHTON												
Acquired: Signed on August 19, 2013																							
Departed: Became an unrestricted free agent after the 2013-14 season																							
YR	G	GS	MIN	FG	FGA	PCT	3FG	3FGA	PCT	FT	FTA	PCT	OFF	DEF	TOT	AST	PF	DQ	STL	TO	BLK	PTS	AVG
13-14	64	9	1298	129	307	.420	102	247	.413	33	41	.805	33	135	168	42	82	0	19	23	15	393	6.1

ROBERT TRAYLOR		#34	POS: FORWARD		HGT: 6-8		WGT: 284		BORN: 2-1-77		FROM: MICHIGAN												
Acquired: From Philadelphia with Jerome Moiso and George Lynch and Chris Porter from Golden State on October 25, 2001, in a three-team trade in which Charlotte sent Derrick Coleman to Philadelphia																							
Departed: A member of the final Charlotte Hornets team of the classic era																							
YR	G	GS	MIN	FG	FGA	PCT	3FG	3FGA	PCT	FT	FTA	PCT	OFF	DEF	TOT	AST	PF	DQ	STL	TO	BLK	PTS	AVG
01-02	61	1	678	87	204	.426	1	1	1.000	53	84	.631	67	120	187	37	127	1	24	45	37	228	3.7

KELLY TRUPUCKA			#7	POS: FORWARD			HGT: 6-6		WGT: 220		BORN: 2-16-59		FROM: NOTRE DAME										
Acquired: From Utah on July 23, 1988, in exchange for Mike Brown																							
Departed: Became an unrestricted free agent after the 1990-91 season																							
YR	G	GS	MIN	FG	FGA	PCT	3FG	3FGA	PCT	FT	FTA	PCT	OFF	DEF	TOT	AST	PF	DQ	STL	TO	BLK	PTS	AVG
88-89	71	65	2302	568	1215	.467	30	84	.357	440	508	.866	79	188	267	224	196	0	88	236	16	1606	22.6
89-90	79	73	2404	442	1029	.430	38	104	.365	310	351	.883	82	240	322	224	220	1	75	176	16	1232	15.6
90-91	77	1	1289	187	412	.454	15	45	.333	152	167	.910	46	130	176	159	130	0	33	92	13	541	7.0
Totals	227	139	5995	1197	2656	.451	83	233	.356	902	1026	.879	207	558	765	607	546	1	196	504	45	3379	14.9

ANDRE TURNER		#10	POS: GUARD		HGT: 5-11		WGT: 160		BORN: 12-13-64		FROM: MEMPHIS STATE												
Acquired: Signed on November 23, 1989																							
Departed: Waived on December 13, 1989																							
YR	G	GS	MIN	FG	FGA	PCT	3FG	3FGA	PCT	FT	FTA	PCT	OFF	DEF	TOT	AST	PF	DQ	STL	TO	BLK	PTS	AVG
89-90	8	0	84	9	25	.360	0	1	.000	4	4	1.000	1	2	3	20	5	0	7	8	0	22	2.8

JAKE VOSKUHL		#43	POS: CENTER		HGT: 6-11		WGT: 255		BORN: 11-1-77		FROM: CONNECTICUT												
Acquired: From Phoenix on August 2, 2005, for a conditional 2007 second-round draft pick																							
Departed: Became an unrestricted free agent after the 2006-07 season																							
YR	G	GS	MIN	FG	FGA	PCT	3FG	3FGA	PCT	FT	FTA	PCT	OFF	DEF	TOT	AST	PF	DQ	STL	TO	BLK	PTS	AVG
05-06 <td>51<td>2<td>818<td>114<td>261<td>.437<td>1<td>3<td>.333<td>41<td>60<td>.683<td>62<td>121<td>183<td>39<td>157<td>2<td>26<td>33<td>23<td>270<td>5.3</td></td></td></td></td></td></td></td></td></td></td></td></td></td></td></td></td></td></td></td></td></td></td>	51 <td>2<td>818<td>114<td>261<td>.437<td>1<td>3<td>.333<td>41<td>60<td>.683<td>62<td>121<td>183<td>39<td>157<td>2<td>26<td>33<td>23<td>270<td>5.3</td></td></td></td></td></td></td></td></td></td></td></td></td></td></td></td></td></td></td></td></td></td>	2 <td>818<td>114<td>261<td>.437<td>1<td>3<td>.333<td>41<td>60<td>.683<td>62<td>121<td>183<td>39<td>157<td>2<td>26<td>33<td>23<td>270<td>5.3</td></td></td></td></td></td></td></td></td></td></td></td></td></td></td></td></td></td></td></td></td>	818 <td>114<td>261<td>.437<td>1<td>3<td>.333<td>41<td>60<td>.683<td>62<td>121<td>183<td>39<td>157<td>2<td>26<td>33<td>23<td>270<td>5.3</td></td></td></td></td></td></td></td></td></td></td></td></td></td></td></td></td></td></td></td>	114 <td>261<td>.437<td>1<td>3<td>.333<td>41<td>60<td>.683<td>62<td>121<td>183<td>39<td>157<td>2<td>26<td>33<td>23<td>270<td>5.3</td></td></td></td></td></td></td></td></td></td></td></td></td></td></td></td></td></td></td>	261 <td>.437<td>1<td>3<td>.333<td>41<td>60<td>.683<td>62<td>121<td>183<td>39<td>157<td>2<td>26<td>33<td>23<td>270<td>5.3</td></td></td></td></td></td></td></td></td></td></td></td></td></td></td></td></td></td>	.437 <td>1<td>3<td>.333<td>41<td>60<td>.683<td>62<td>121<td>183<td>39<td>157<td>2<td>26<td>33<td>23<td>270<td>5.3</td></td></td></td></td></td></td></td></td></td></td></td></td></td></td></td></td>	1 <td>3<td>.333<td>41<td>60<td>.683<td>62<td>121<td>183<td>39<td>157<td>2<td>26<td>33<td>23<td>270<td>5.3</td></td></td></td></td></td></td></td></td></td></td></td></td></td></td></td>	3 <td>.333<td>41<td>60<td>.683<td>62<td>121<td>183<td>39<td>157<td>2<td>26<td>33<td>23<td>270<td>5.3</td></td></td></td></td></td></td></td></td></td></td></td></td></td></td>	.333 <td>41<td>60<td>.683<td>62<td>121<td>183<td>39<td>157<td>2<td>26<td>33<td>23<td>270<td>5.3</td></td></td></td></td></td></td></td></td></td></td></td></td></td>	41 <td>60<td>.683<td>62<td>121<td>183<td>39<td>157<td>2<td>26<td>33<td>23<td>270<td>5.3</td></td></td></td></td></td></td></td></td></td></td></td></td>	60 <td>.683<td>62<td>121<td>183<td>39<td>157<td>2<td>26<td>33<td>23<td>270<td>5.3</td></td></td></td></td></td></td></td></td></td></td></td>	.683 <td>62<td>121<td>183<td>39<td>157<td>2<td>26<td>33<td>23<td>270<td>5.3</td></td></td></td></td></td></td></td></td></td></td>	62 <td>121<td>183<td>39<td>157<td>2<td>26<td>33<td>23<td>270<td>5.3</td></td></td></td></td></td></td></td></td></td>	121 <td>183<td>39<td>157<td>2<td>26<td>33<td>23<td>270<td>5.3</td></td></td></td></td></td></td></td></td>	183 <td>39<td>157<td>2<td>26<td>33<td>23<td>270<td>5.3</td></td></td></td></td></td></td></td>	39 <td>157<td>2<td>26<td>33<td>23<td>270<td>5.3</td></td></td></td></td></td></td>	157 <td>2<td>26<td>33<td>23<td>270<td>5.3</td></td></td></td></td></td>	2 <td>26<td>33<td>23<td>270<td>5.3</td></td></td></td></td>	26 <td>33<td>23<td>270<td>5.3</td></td></td></td>	33 <td>23<td>270<td>5.3</td></td></td>	23 <td>270<td>5.3</td></td>	270 <td>5.3</td>	5.3
06-07 <td>73<td>9<td>1043<td>121<td>255<td>.475<td>0<td>0<td>---<td>77<td>113<td>.681<td>84<td>172<td>256<td>44<td>99<td>2<td>30<td>56<td>24<td>319<td>4.4</td></td></td></td></td></td></td></td></td></td></td></td></td></td></td></td></td></td></td></td></td></td></td>	73 <td>9<td>1043<td>121<td>255<td>.475<td>0<td>0<td>---<td>77<td>113<td>.681<td>84<td>172<td>256<td>44<td>99<td>2<td>30<td>56<td>24<td>319<td>4.4</td></td></td></td></td></td></td></td></td></td></td></td></td></td></td></td></td></td></td></td></td></td>	9 <td>1043<td>121<td>255<td>.475<td>0<td>0<td>---<td>77<td>113<td>.681<td>84<td>172<td>256<td>44<td>99<td>2<td>30<td>56<td>24<td>319<td>4.4</td></td></td></td></td></td></td></td></td></td></td></td></td></td></td></td></td></td></td></td></td>	1043 <td>121<td>255<td>.475<td>0<td>0<td>---<td>77<td>113<td>.681<td>84<td>172<td>256<td>44<td>99<td>2<td>30<td>56<td>24<td>319<td>4.4</td></td></td></td></td></td></td></td></td></td></td></td></td></td></td></td></td></td></td></td>	121 <td>255<td>.475<td>0<td>0<td>---<td>77<td>113<td>.681<td>84<td>172<td>256<td>44<td>99<td>2<td>30<td>56<td>24<td>319<td>4.4</td></td></td></td></td></td></td></td></td></td></td></td></td></td></td></td></td></td></td>	255 <td>.475<td>0<td>0<td>---<td>77<td>113<td>.681<td>84<td>172<td>256<td>44<td>99<td>2<td>30<td>56<td>24<td>319<td>4.4</td></td></td></td></td></td></td></td></td></td></td></td></td></td></td></td></td></td>	.475 <td>0<td>0<td>---<td>77<td>113<td>.681<td>84<td>172<td>256<td>44<td>99<td>2<td>30<td>56<td>24<td>319<td>4.4</td></td></td></td></td></td></td></td></td></td></td></td></td></td></td></td></td>	0 <td>0<td>---<td>77<td>113<td>.681<td>84<td>172<td>256<td>44<td>99<td>2<td>30<td>56<td>24<td>319<td>4.4</td></td></td></td></td></td></td></td></td></td></td></td></td></td></td></td>	0 <td>---<td>77<td>113<td>.681<td>84<td>172<td>256<td>44<td>99<td>2<td>30<td>56<td>24<td>319<td>4.4</td></td></td></td></td></td></td></td></td></td></td></td></td></td></td>	--- <td>77<td>113<td>.681<td>84<td>172<td>256<td>44<td>99<td>2<td>30<td>56<td>24<td>319<td>4.4</td></td></td></td></td></td></td></td></td></td></td></td></td></td>	77 <td>113<td>.681<td>84<td>172<td>256<td>44<td>99<td>2<td>30<td>56<td>24<td>319<td>4.4</td></td></td></td></td></td></td></td></td></td></td></td></td>	113 <td>.681<td>84<td>172<td>256<td>44<td>99<td>2<td>30<td>56<td>24<td>319<td>4.4</td></td></td></td></td></td></td></td></td></td></td></td>	.681 <td>84<td>172<td>256<td>44<td>99<td>2<td>30<td>56<td>24<td>319<td>4.4</td></td></td></td></td></td></td></td></td></td></td>	84 <td>172<td>256<td>44<td>99<td>2<td>30<td>56<td>24<td>319<td>4.4</td></td></td></td></td></td></td></td></td></td>	172 <td>256<td>44<td>99<td>2<td>30<td>56<td>24<td>319<td>4.4</td></td></td></td></td></td></td></td></td>	256 <td>44<td>99<td>2<td>30<td>56<td>24<td>319<td>4.4</td></td></td></td></td></td></td></td>	44 <td>99<td>2<td>30<td>56<td>24<td>319<td>4.4</td></td></td></td></td></td></td>	99 <td>2<td>30<td>56<td>24<td>319<td>4.4</td></td></td></td></td></td>	2 <td>30<td>56<td>24<td>319<td>4.4</td></td></td></td></td>	30 <td>56<td>24<td>319<td>4.4</td></td></td></td>	56 <td>24<td>319<td>4.4</td></td></td>	24 <td>319<td>4.4</td></td>	319 <td>4.4</td>	4.4
Totals	124	11	1861	235	516	.455	1	3	.333	118	174	.678	146	293	439	83	256	4	56	89	47	589	4.7



ALL-TIME ROSTER

Note: Players are listed based on appearing in at least one regular or postseason game

KEMBA WALKER			#1	POS: GUARD		HGT: 6-1		WGT: 184		BORN: 5-8-90		FROM: CONNECTICUT											
Acquired: Selected with the ninth overall pick in the 2012 NBA Draft																							
YR	G	GS	MIN	FG	FGA	PCT	3FG	3FGA	PCT	FT	FTA	PCT	OFF	DEF	TOT	AST	PF	DQ	STL	TO	BLK	PTS	AVG
11-12	66	25	1792	281	767	.366	69	226	.305	168	213	.789	30	204	234	289	79	0	60	119	20	799	12.1
12-13	82	82	2859	526	1244	.423	107	332	.322	296	371	.798	60	223	283	471	153	1	160	200	31	1455	17.7
13-14	73	73	2614	449	1143	.393	109	327	.333	282	337	.837	39	267	306	447	128	1	86	169	32	1289	17.7
Totals	221	180	7265	1256	3154	.398	285	885	.322	746	921	.810	129	694	823	1207	360	2	306	488	83	3543	16.0

GERALD WALLACE			#3	POS: FORWARD			HGT: 6-7			WGT: 220			BORN: 7-23-82			FROM: ALABAMA							
Acquired: Chosen in Charlotte Expansion Selection on June 22, 2004																							
Departed: Traded to Portland in exchange for Dante Cunningham, Sean Marks, Joel Przybilla, two first-round draft picks and cash considerations on February 24, 2011																							
YR	G	GS	MIN	FG	FGA	PCT	3FG	3FGA	PCT	FT	FTA	PCT	OFF	DEF	TOT	AST	PF	DQ	STL	TO	BLK	PTS	AVG
04-05	70	68	2147	286	637	.449	17	62	.274	191	289	.661	118	268	386	137	182	2	117	159	91	780	11.1
05-06	55	52	1895	317	589	.538	14	50	.280	188	306	.614	123	289	412	96	150	1	138	99	115	836	15.2
06-07	72	71	2640	478	952	.502	39	120	.325	309	447	.691	142	376	518	185	209	3	144	160	69	1304	18.1
07-08	62	59	2376	408	908	.449	71	221	.321	313	428	.731	58	315	373	216	189	1	131	180	58	1200	19.4
08-09	71	71	2669	389	811	.480	39	131	.298	365	454	.804	112	441	553	189	210	7	121	148	67	1182	16.6
09-10	76	76	3119	456	943	.484	52	140	.371	422	544	.776	150	612	762	161	194	1	117	178	83	1386	18.2
10-11	48	48	1872	252	582	.433	35	106	.330	210	284	.739	72	322	394	116	120	2	59	100	48	749	15.6
Totals	454	445	16718	2586	5422	.477	267	830	.322	1998	2752	.726	875	2623	3398	1100	1254	17	827	1024	531	7437	16.4

HAKIM WARRICK		#21	POS: FORWARD		HGT: 6-9		WGT: 219		BORN: 7-8-82		FROM: SYRACUSE												
Acquired: From New Orleans on November 13, 2012 in exchange for Matt Carroll																							
Departed: Traded to Orlando in exchange for Josh McRoberts on February 21, 2013																							
YR	G	GS	MIN	FG	FGA	PCT	3FG	3FGA	PCT	FT	FTA	PCT	OFF	DEF	TOT	AST	PF	DQ	STL	TO	BLK	PTS	AVG
12-13	27	14	482	66	163	.405	0	3	.000	58	86	.674	21	68	89	25	37	0	12	29	6	190	7.0

DAVID WESLEY		#4	POS: GUARD				HGT: 6-1		WGT: 190		BORN: 11-14-70		FROM: BAYLOR										
Acquired: Signed on July 1, 1997																							
Departed: A member of the final Charlotte Hornets team of the classic era																							
YR	G	GS	MIN	FG	FGA	PCT	3FG	3FGA	PCT	FT	FTA	PCT	OFF	DEF	TOT	AST	PF	DQ	STL	TO	BLK	PTS	AVG
97-98	81	81	2845	383	864	.443	59	170	.347	229	288	.795	49	164	213	529	229	3	140	226	30	1054	13.0
98-99	50	50	1848	243	545	.446	61	170	.359	159	191	.832	23	138	161	322	130	2	100	142	10	706	14.1
99-00	82	82	2760	407	955	.426	88	248	.355	214	275	.778	39	186	225	463	186	2	109	159	11	1116	13.6
00-01	82	82	3106	523	1239	.422	97	258	.376	271	339	.799	64	160	224	361	220	2	128	171	16	1414	17.2
01-02	67	63	2487	364	910	.400	85	256	.332	138	188	.734	44	99	143	236	147	0	74	119	15	951	14.2
Totals	362	258	13046	1920	4513	.425	390	1102	.354	1011	1281	.780	219	747	966	1911	912	9	551	817	82	5241	14.5

DJ WHITE		#8	POS: FORWARD		HGT: 6-9	WGT: 235	BORN: 8-31-86		FROM: INDIANA														
Acquired: From Oklahoma City with Morris Peterson on February 24, 2011 for Nazr Mohammed																							
Departed: Became an unrestricted free agent after the 2011-12 season																							
Acquired: Signed March 21, 2014																							
Departed: Became an unrestricted free agent after the 2013-14 season																							
YR	G	GS	MIN	FG	FGA	PCT	3FG	3FGA	PCT	FT	FTA	PCT	OFF	DEF	TOT	AST	PF	DQ	STL	TO	BLK	PTS	AVG
10-11	24	0	466	81	154	.526	0	2	.000	41	54	.759	31	75	106	15	46	0	6	7	12	203	8.5
11-12	58	11	1098	174	353	.493	1	1	1.000	43	61	.705	50	159	209	47	94	0	17	43	23	392	6.8
13-14	2	0	10	0	1	.000	0	0	---	0	0	---	0	2	2	0	1	0	1	0	0	0	0.0
Totals	84	11	1574	255	508	.502	1	3	.333	84	115	.730	81	236	317	62	141	0	24	50	35	595	7.1

JAHIDI WHITE		#55	POS: CENTER		HGT: 6-9	WGT: 290	BORN: 2-19-76		FROM: GEORGETOWN														
Acquired: Chosen in Charlotte Expansion Selection on June 22, 2004																							
Departed: Waived on February 28, 2005																							
YR	G	GS	MIN	FG	FGA	PCT	3FG	3FGA	PCT	FT	FTA	PCT	OFF	DEF	TOT	AST	PF	DQ	STL	TO	BLK	PTS	AVG
04-05	17	0	135	14	31	.452	0	0	---	14	40	.350	11	23	34	1	31	1	2	11	12	42	2.5

ERIC WILLIAMS		#88	POS: FORWARD		HGT: 6-8	WGT: 220	BORN: 7-17-72		FROM: PROVIDENCE														
Acquired: From San Antonio on February 13, 2007, for Melvin Ely																							
Departed: Waived on March 16, 2007																							
YR	G	GS	MIN	FG	FGA	PCT	3FG	3FGA	PCT	FT	FTA	PCT	OFF	DEF	TOT	AST	PF	DQ	STL	TO	BLK	PTS	AVG
06-07	5	0	33	4	13	.308	0	2	.000	4	7	.571	2	1	3	1	6	0	1	2	0	12	2.4



HISTORY

ALL-TIME ROSTER Note: Players are listed based on appearing in at least one regular or postseason game

LORENZO WILLIAMS	#40	POS: FORWARD	HGT: 6-9	WGT: 200	BORN: 7-15-69	FROM: STETSON
------------------	-----	--------------	----------	----------	---------------	---------------

Acquired: Signed on September 2, 1992

Departed: Waived on November 12, 1992

Acquired: Signed on January 1, 1994

Departed: Waived on January 4, 1994

YR	G	GS	MIN	FG	FGA	PCT	3FG	3FGA	PCT	FT	FTA	PCT	OFF	DEF	TOT	AST	PF	DQ	STL	TO	BLK	PTS	AVG
92-93	2	0	18	1	3	.333	0	0	---	0	0	---	3	6	9	0	4	0	0	2	2	2	1.0
93-94	1	0	19	0	1	.000	0	0	---	0	0	---	0	4	4	0	2	0	1	1	2	0	0.0
Totals	3	0	37	1	4	.250	0	0	---	0	0	---	3	10	13	0	6	0	1	3	4	2	0.7

MICHAEL WILLIAMS	#24	POS: GUARD	HGT: 6-2	WGT: 175	BORN: 7-23-66	FROM: BAYLOR
------------------	-----	------------	----------	----------	---------------	--------------

Acquired: Signed to two consecutive 10-day contracts beginning March 13, 1990, before signing for the remainder of the season on April 2, 1990

Departed: Became an unrestricted free agent after the 1989-90 season

YR	G	GS	MIN	FG	FGA	PCT	3FG	3FGA	PCT	FT	FTA	PCT	OFF	DEF	TOT	AST	PF	DQ	STL	TO	BLK	PTS	AVG
89-90	22	1	303	58	109	.532	0	3	.000	35	44	.795	11	20	31	77	39	0	22	28	1	151	6.9

REGGIE WILLIAMS	#55	POS: GUARD	HGT: 6-6	WGT: 205	BORN: 9-14-86	FROM: VIRGINIA MILITARY INSTITUTE
-----------------	-----	------------	----------	----------	---------------	-----------------------------------

Acquired: Signed on December 15, 2011

Departed: Became an unrestricted free agent after the 2012-13 season

YR	G	GS	MIN	FG	FGA	PCT	3FG	3FGA	PCT	FT	FTA	PCT	OFF	DEF	TOT	AST	PF	DQ	STL	TO	BLK	PTS	AVG
11-12	33	13	747	106	255	.416	33	107	.308	29	40	.725	27	66	93	60	34	0	20	33	3	274	8.3
12-13	40	0	380	57	132	.432	22	72	.306	10	21	.476	8	43	51	39	19	0	12	19	1	146	3.7
Totals	73	13	1127	163	387	.421	55	179	.307	39	61	.639	35	109	144	99	53	0	32	52	4	420	5.8

TRAVIS WILLIAMS	#32	POS: FORWARD	HGT: 6-7	WGT: 215	BORN: 5-27-69	FROM: SOUTH CAROLINA STATE
-----------------	-----	--------------	----------	----------	---------------	----------------------------

Acquired: Signed on September 10, 1997

Departed: Became an unrestricted free agent after the 1997-98 season

Acquired: Signed on January 21, 1999

Departed: Waived on February 28, 1999

Acquired: Signed to a 10-day contract on March 10, 1999

Departed: Waived on March 16, 1999

YR	G	GS	MIN	FG	FGA	PCT	3FG	3FGA	PCT	FT	FTA	PCT	OFF	DEF	TOT	AST	PF	DQ	STL	TO	BLK	PTS	AVG
97-98	39	0	365	56	119	.471	0	1	.000	24	46	.522	53	39	92	20	55	0	18	30	5	136	3.5
98-99	8	0	62	6	13	.462	0	0	---	3	4	.750	6	13	19	2	10	0	2	6	1	15	1.9
Totals	47	0	427	62	132	.470	0	1	.000	27	50	.540	59	52	111	22	65	0	20	36	6	151	3.2

DAVID WINGATE	#55/#11	POS: GUARD	HGT: 6-5	WGT: 185	BORN: 12-15-63	FROM: GEORGETOWN
---------------	---------	------------	----------	----------	----------------	------------------

Acquired: Signed on November 18, 1992

Departed: Traded to Seattle with Hersey Hawkins on June 27, 1995, in exchange for Kendall Gill

YR	G	GS	MIN	FG	FGA	PCT	3FG	3FGA	PCT	FT	FTA	PCT	OFF	DEF	TOT	AST	PF	DQ	STL	TO	BLK	PTS	AVG
92-93	72	55	1471	180	336	.536	1	6	.167	79	107	.738	49	125	174	183	135	1	66	89	9	440	6.1
93-94	50	36	1005	136	283	.481	4	12	.333	34	51	.667	30	104	134	104	85	0	42	53	6	310	6.2
94-95	52	9	515	50	122	.410	4	22	.182	18	24	.750	11	49	60	56	60	0	19	27	6	122	2.3
Totals	174	100	2991	366	741	.494	9	40	.225	131	182	.720	90	278	368	343	280	1	127	169	21	872	5.0

JOE WOLF	#43/#30	POS: FORWARD	HGT: 6-11	WGT: 230	BORN: 12-17-64	FROM: NORTH CAROLINA
----------	---------	--------------	-----------	----------	----------------	----------------------

Acquired: Signed on November 3, 1994

Departed: Waived on November 4, 1995

Acquired: Signed on February 3, 1999

Departed: Waived on March 10, 1999

YR	G	GS	MIN	FG	FGA	PCT	3FG	3FGA	PCT	FT	FTA	PCT	OFF	DEF	TOT	AST	PF	DQ	STL	TO	BLK	PTS	AVG
94-95	63	6	583	38	81	.469	2	6	.333	12	16	.750	34	95	129	37	101	0	9	22	6	90	1.4
95-96	1	0	18	0	1	.000	0	0	---	0	0	---	0	2	2	0	2	0	2	2	0	0	0.0
98-99	3	0	12	0	1	.000	0	0	---	0	2	.000	0	1	1	0	6	0	0	0	0	0	0.0
Totals	67	6	613	38	83	.458	2	6	.333	12	18	.667	34	98	132	37	109	0	11	24	6	90	1.3

CODY ZELLER	#40	POS: FORWARD	HGT: 7-0	WGT: 240	BORN: 10-5-92	FROM: INDIANA
-------------	-----	--------------	----------	----------	---------------	---------------

Acquired: Selected with the fourth overall pick in the 2013 NBA Draft

YR	G	GS	MIN	FG	FGA	PCT	3FG	3FGA	PCT	FT	FTA	PCT	OFF	DEF	TOT	AST	PF	DQ	STL	TO	BLK	PTS	AVG
13-14	82	3	1416	172	404	.426	0	1	.000	146	200	.730	118	235	353	92	170	0	40	87	41	490	6.0

FRONT OFFICE

BBALL OPS

PLAYERS

13-14 REVIEW

HISTORY

RECORDS

PLAYOFFS

NBA

MISC.

ALL-TIME ROSTER

Note: Players are listed based on appearing in at least one regular or postseason game

GEORGE ZIDEK		#25	POS: CENTER		HGT: 7-0		WGT: 250		BORN: 8-2-73		FROM: UCLA												
Acquired: Selected with the 22nd overall pick in the 1995 NBA Draft																							
Departed: Traded to Denver with Anthony Goldwire on February 20, 1997, in exchange for Ricky Pierce																							
YR	G	GS	MIN	FG	FGA	PCT	3FG	3FGA	PCT	FT	FTA	PCT	OFF	DEF	TOT	AST	PF	DQ	STL	TO	BLK	PTS	AVG
95-96	71	21	888	105	248	.423	0	0	---	71	93	.763	69	114	183	16	170	2	9	38	7	281	4.0
96-97	36	3	288	33	85	.388	0	2	.000	25	32	.781	25	38	63	9	44	0	4	23	3	91	2.5
Totals	107	24	1176	138	333	.414	0	2	.000	96	125	.768	94	152	246	25	214	2	13	61	10	372	3.5



HISTORY

ALL-TIME NUMERICAL ROSTER

0	Robert Parish (1994-96)	9	Kevin Lynch (1991-93)	22	Johnny Newman (1990-94)	39	Tom Tobert (1994-95)
	Tony Delk (1996-97)		Willie Burton (1998-99)		Tom Chambers (1996-97)	40	Lorenzo Williams (1992-94)
	Theron Smith (2004-05)		Dale Ellis (1999-00)		Brevin Knight (2004-07)		Frank Brickowski (1993-94)
	Jeff McInnis (2006-08)		George Lynch (2001-02)		Ronald "Flip" Murray (2009-10)		Brad Miller (1998-00)
	Larry Hughes (2009-10)		Jamario Moon (2011-12)		Byron Mullens (2011-13)		COOY ZELLER (2013-present)
	BISMACK BIYOMBO (2011-14)		GERALD HENDERSON (2012-present)				
1	Muggsy Bogues (1988-97)	10	Andre Turner (1989-90)	23	Tom Tolbert (1988-89)	41	Tim Kempton (1988-89, 1993-94)
	Baron Davis (1999-02)		B.J. Armstrong (1997-99)		Terry Dozier (1989-90)		Glen Rice (1995-98)
	Jason Hart (2004-05)		Keith Bogans (2004-06)		Michael Adams (1994-96)		Elden Campbell (1998-99)
	Ryan Hollins (2006-07)		Vladimir Radmanovic (2008-10)		Derek Anderson (2006-07)		Garrett Temple (2010-11)
	Derek Anderson (2007-08)		Joel Przybilla (2010-11)		Jason Richardson (2007-08)		Justin Hamilton (2013-14)
	Andre Brown (2008-09)	11	Ralph Lewis (1989-90)	24	Micheal Williams (1989-90)	42	Dave Hoppen (1988-91)
	Cartier Martin (2008-09)		David Wingate (1994-95)		Anthony Frederick (1991-92)		Mike Gminski (1990-94)
	Stephen Jackson (2009-11)		Vernon Maxwell (1997-98)		Scott Burrell (1993-96)		Michael McDonald (1997-98)
	Kemba Walker (2011-12)		Jason Miskiri (1999-00)		Jamal Mashburn (2000-02)		P.J. Brown (2000-02)
2	Larry Johnson (1991-96)		Doug Overton (2000-01)		Jason Kapono (2004-05)		Sean May (2005-09)
	Scott Burrell (2000-01)		Earl Boykins (2007-08)		Othella Harrington (2006-08)		Theo Ratliff (2009-10)
	Stacey Augman (2001-02)		Sherron Collins (2010-11)	25	Earl Cureton (1988-89)	43	LeRon Ellis (1993-94)
	Melvin Ely (2004-07)		Cory Higgins (2011-13)		Tony Bennett (1992-95)		Joe Wolf (1994-96)
	Dontell Jefferson (2008-09)		Josh McRoberts (2012-14)		George Zidek (1995-96)		Jake Voskuhl (2005-07)
	Acie Law (2009-10)	12	Jerry Sichting (1989-90)		Chuck Brown (1999-00)		Linton Johnson III (2008-09)
	Shaun Livingston (2010-11)		Tom Hammonds (1992-93)		Tim James (2000-01)		Anthony Tolliver (2013-14)
	DeSagana Diop (2012-13)		Steve Henson (1993-94)		AL JEFFERSON (2013-present)		
3	Rex Chapman (1989-91)		Greg Sutton (1994-95)	27	Dwayne Jones (2008-09)	44	Kenny Gattison (1990-95)
	Hersey Hawkins (1994-95)		Kenny Anderson (1995-96)	28	LeRon Ellis (1999-00)		Derrick Coleman (1998-01)
	Khalid Reeves (1995-96)		Vlade Divac (1996-98)	30	Dell Curry (1988-89)		Dante Cunningham (2008-09)
	Eldridge Recasner (1998-01)		Cory Alexander (2004-05)		Joe Wolf (1998-99)		Jeffrey Taylor (2012-present)
	Gerald Wallace (2004-11)		Kevin Burleson (2005-06)	31	Kurt Rambis (1988-89)	45	Armon Gilliam (1989-91)
4	Scott Haffner (1990-91)		Shannon Brown (2008-09)		Randolph Keys (1989-91)		Erik Leckner (1990-92)
	Darrin Hancock (1994-96)		Tyrus Thomas (2009-13)		Malik Rose (1996-97)		Chuck Person (1998-99)
	David Wesley (1997-02)	13	Kendall Gill (1990-93, 1995-96)		Ron Grandison (1991-92)	50	Robert Reid (1988-90)
	Kareem Rush (2004-06)		Bobby Phillips (1997-00)		Malik Rose (1996-97)		Jamie Feick (1996-97)
	Jared Dudley (2007-08)		Matt Carroll (2004-09)		Jamal Sampson (2004-05)		Matt Bullard (2001-02)
	Derrick Brown (2009-12)		Nazr Mohammed (2012-13)		James Southland (2013-14)		Emeka Okafor (2004-09)
	Jeff Adrien (2012-14)		Luke Ridnour (2013-14)				Corey Maggette (2011-12)
5	Greg Grant (1991-92)		GARY NEAL (2013-present)	32	Greg Kite (1988-89)	52	Matt Geiger (1995-98)
	Anthony Goldwire (1995-96)	14	Rickey Green (1988-89)		Brian Rowsom (1989-90)		Chuck Brown (1998-99)
	Donald Royal (1996-98)		Corey Beck (1995-96)		Jeff Sanders (1990-91)		Todd Fuller (1999-00)
	Elden Campbell (1999-02)		Anthony Mason (1996-00)		Tony Massenbunrg (1993-94)		Otis Thorpe (2000-01)
	Eddie House (2004-05)		D.J. Augustin (2008-12)		Hersey Hawkins (1993-94)	54	Michael Ansley (1991-92)
	Walter Herrmann (2006-07)		M. KIDD-GILCHRIST (2012-present)		Travis Williams (1997-98)		Lee Nailon (2000-02)
	Juwan Howard (2008-09)	15	Cedric Hunter (1991-92)		Eddie Robinson (1999-01)		Kwame Brown (2010-11)
	Dominic McGuire (2010-11)		Corey Beck (1997-99)	33	Tamar Slaw (2004-05)	55	Stuart Gray (1989-90)
	JANNERO PARGO (2012-present)		Alan Anderson (2005-07)		Boris Diaw (2008-12)		Steve Scheffler (1990-91)
6	Michael Holton (1988-90)		Ryan Hollins (2007-09)		Kenny Gattison (1989-90)		David Wingate (1992-94)
	Eddie Jones (1998-00)		Gerald Henderson (2009-12)		Alonzo Mourning (1992-95)		Derek Hood (1999-00)
	Jerome Moiso (2001-02)	KEMBA WALKER (2012-present)			Charles Shackleford (1998-99)		Jahidi White (2004-05)
	Nazr Mohammed (2007-09)				Hersey Hawkins (2000-01)		Reggie Williams (2011-13)
	Tyson Chandler (2009-10)	17	Bryce Drew (2001-02)		Jumaine Jones (2005-06)		Chris Douglas-Roberts (2013-14)
7	Kelly Tripucka (1988-91)	19	Raja Bell (2008-10)	34	J.R. Reid (1989-92)	88	Eric Williams (2006-07)
	Marty Conlon (1993-94)				Tony Smith (1996-97)		
	James Blackwell (1994-95)	20	Rumeal Robinson (1994-94)		Robert Traynor (2001-02)		
	Rafael Addison (1995-97)		Pete Myers (1995-96)	35	Sidney Lowe (1988-89)		
	J.R. Reid (1997-99)		Jeff Grayer (1997-98)		Richard Anderson (1989-90)		
	Michael Hawkins (1999-00)		Raymond Felton (2005-10)		Gerald Glass (1995-96)		
	Primož Brezec (2004-08)				Donald Hodge (1995-96)		
	DeSagana Diop (2009-12)				Kirk Haston (2001-02)		
	Ramon Sessions (2012-14)				Malik Allen (2004-05)		
8	Eddie Johnson (1993-94)	21	Elliot Perry (1991-92)		Lonny Baxter (2005-06)		
	Tony Farmer (1997-98)		Sidney Green (1992-93)		Adam Morrison (2006-09)		
	Terrance Roberson (2000-01)		Ricky Pierce (1996-97)				
	Steve Smith (2004-05)		Ricky Davis (1998-00)				
	DJ White (2011-12)		Jamaal Magloire (2000-02)				
	Ben Gordon (2012-14)		Bernard Robinson (2004-07)				
	DJ White (2013-14)		Alexis Ajinca (2008-10)				
			Eduardo Najera (2010-12)				
			Hakim Warrick (2012-13)				

BOLD CAPS indicate current players



ALL-TIME ROSTER BY COLLEGE

ALABAMA

Michael Ansley
Jermareo Davidson
Gerald Wallace

ARIZONA

Khalid Reeves
Tom Tolbert

ARIZONA STATE

Eddie House

ARKANSAS

Corey Beck
Derek Hood
Dontell Jefferson
Jannero Pargo

ARKANSAS-
LITTLE ROCK

Pete Myers

BALL STATE

Theron Smith

BAYLOR

David Wesley
Michael Williams

BOSTON COLLEGE

Michael Adams
Jared Dudley

BRADLEY

Hersey Hawkins

BRIGHAM YOUNG

Greg Kite

CALIFORNIA

Jamal Sampson

CAL-SANTA BARBARA

Richard Anderson

CENTENARY

Robert Parish

CENTRAL OKLAHOMA

Eddie Robinson

CLEMSON

Elden Campbell

COLORADO

Cory Higgins

CONNECTICUT

Jeff Adrien

SCOTT BURRELL

Ben Gordon

EMEK OKAFOR

Jake Voskuhl

KEMBA WALKER

CREIGHTON

Anthony Tolliver

DARTMOUTH

James Blackwell

DEPAUL

Andre Brown

DETROIT

Earl Cureton

DREXEL

Malik Rose

DUKE

Mike Gminkski
Gerald Henderson
Corey Maggette
Josh McRoberts

EASTERN MICHIGAN

Earl Boykins

EVANSVILLE

Scott Haffner

FLORIDA

Vernon Maxwell

FLORIDA

Raja Bell

INTERNATIONAL

Ricky Davis

IOWA STATE

Jeff Grayer

KANSAS

Sherron Collins

GEORGE MASON

Darrin Hancock

KANSAS STATE

Cedric Hunter

KENTUCKY

Steve Henson

KANSAS STATE

Cartier Martin

DAVID WINGATE

GEORGIA

Derek Anderson

KEITH BOGANS

Rex Chapman

TONY DELK

Michael Kidd-Gilchrist

JAMAAL MAGLOIRE

Jamal Mashburn

NABZ MOHAMMED

Ralph Lewis

DOUG OVERTON

LOUISIANA STATE

P.J. Brown

JUSTIN HAMILTON

Garrett Temple

TYRUS THOMAS

MARQUETTE

Tony Smith

MARSHALL

Tamar Slay

MARYLAND

Lonny Baxter

TONY MASNENBURG

MEMPHIS STATE/
MEMPHIS

Eliot Perry

ANDRE TURNER

Chris Douglas-Roberts

MERIDIAN CC (MS)

Jamario Moon

MIAMI

Tim James

MICHIGAN

Ricky Green

Juwan Howard

Glen Rice

Bernard Robinson

Rumeal Robinson

Robert Taylor

MICHIGAN STATE

Alan Anderson
Shannon Brown
Jamie Feick
Jason Richardson

STEVE SMITH

MINNESOTA

Kevin Burleson

Willie Burton

Kevin Lynch

Joel Przybilla

MISSISSIPPI

Gerald Glass

MISSOURI

Kareem Rush

NEBRASKA

Tony Farmer

Dave Hoppen

NEVADA

Ramon Sessions

NEVADA-LAS VEGAS

Stacey Augmon

Armon Gilliam

Sidney Green

Larry Johnson

NORTH CAROLINA

Raymond Felton

Brendan Haywood

George Lynch

Sean May

Jeff McInnis

J.R. Reid

Joe Wolf

NORTH CAROLINA STATE

Chuck Brown

Todd Fuller

Sidney Lowe

Charles Shackelford

NORTH CAROLINA-
WILMINGTON

Brian Rowson

NOTRE DAME

Matt Carroll

Tim Kempton

Donald Royal

Kelly Tripucka

OHIO STATE

Byron Mullens

OKLAHOMA

Eduardo Najera

OKLAHOMA STATE

Stephen Graham

OLD DOMINION

Kenny Gattison

ORAL ROBERTS

Greg Sutton

OREGON

Luke Ridnour

PENN STATE

Frank Brickowski

PEPPERDINE

Anthony Frederick

PROVIDENCE

Marty Conlon
Otis Thorpe
Eric Williams

PURDUE

Steve Scheffler
Jerry Sichting
Brad Miller

ST. JOHN'S

Tyrone Grant

ST. JOSEPH'S

Dwayne Jones

ST. LOUIS

Larry Hughes

ST. MARY'S

Robert Reid

SANTA CLARA

Kurt Rambis

SHAW

Ronald "Flip" Murray

SOUTH CAROLINA

Terry Dozier

SOUTH CAROLINA
STATE

Travis Williams

SOUTHERN

Bobby Phills

SOUTHERN MISSISSIPPI

Joe Courtney

Randolph Keys

STANFORD

Brevin Knight

STETSON

Lorenzo Williams

SYRACUSE

Rafael Addison

Derrick Coleman

LeRon Ellis

Jason Hart

James Southerland

Hakim Warrick

TEMPLE

Donald Hodge

Eddie Jones

TENNESSEE

Dale Ellis

TENNESSEE STATE

Anthony Mason

TEXAS

D.J. Augustin

TEXAS A&M

Acie Law

TEXAS CHRISTIAN

Lee Nailon

TOWSON

Gary Neal

TRENTON STATE

Greg Grant

TULANE

Linton Johnson III

UCLA

Baron Davis
Stuart Gray
Ryan Hollins
Michael Holtton
Jason Kapono
Jerome Moiso
George Zidek

UTAH

Tom Chambers

VALPARAISO

Bryce Drew

VANDERBILT

Jeffery Taylor

VILLANOVA

Malik Allen

Dante Cunningham

VIRGINIA

Cory Alexander

Sean Singletary

VIRGINIA MILITARY
INSTITUTE

Reggie Williams

VIRGINIA TECH

Dell Curry

WAKE FOREST

Muggsy Bogues

WASHINGTON

Eldridge Recasner

WISCONSIN-GREEN BAY

Tony Bennett

WYOMING

Erik Leckner

Theo Ratliff

XAVIER

Derrick Brown

Michael Hawkins

FRONT OFFICE

BALL OPS

PLAYERS

13-14 REVIEW

HISTORY

RECORDS

PLAYOFFS

NBA

MISC.



HISTORY

CLASSIC ERA KEY DATES

1987	
June 25, 1987	Named Carl Scheer vice president & general manager
October 6, 1987	Named Gene Littles director of player personnel
1988	
June 3, 1988	Named Dick Harter head coach.
June 14, 1988	Named Ed Badger assistant coach/director of basketball administration.
June 22, 1988	Added assistant coach to the duties of director of player personnel Gene Littles
June 23, 1988	Selected 11 players in the 1988 Expansion Draft, including: Tyrone "Muggsy" Bogues (Washington), Michael Brooks (Denver), Mike Brown (Chicago), Dell Curry (Cleveland), Ricky Green (Utah), Michael Holton (Portland), Dave Hoppen (Golden State), Ralph Lewis (Detroit), Bernard Thompson (Phoenix), Sedric Toney (New York) and Clinton Wheeler (Indiana).
June 23, 1988	Acquired forward Kelly Tripucka from Utah in exchange for Mike Brown.
June 28, 1988	Selected guard Rex Chapman with the eighth overall pick, forward Tom Tolbert with the 34th overall pick and forward Jeff Moore with the 58th overall pick in the 1988 NBA Draft.
July 18, 1988	Acquired guard/forward Robert Reid and a 1990 second-round draft pick from Houston in exchange for Bernard Thompson.
July 20, 1988	Signed forward/center Earl Cureton.
July 28, 1988	Signed forward Kurt Rambis.
July 29, 1988	Signed expansion draft selection Ralph Lewis.
August 17, 1988	Signed center Tim Kempton and third-round draft pick Jeff Moore and picked up the option on the contract of Michael Holton.
September 1, 1988	Signed second-round draft pick Tom Tolbert.
October 6, 1988	Signed forward Brian Rowsom.
October 12, 1988	Signed first-round draft pick Rex Chapman.
December 29, 1988	Waived forward Tom Tolbert.
1989	
February 22, 1989	Waived guard Rickey Green.
March 27, 1989	Signed guard Sidney Lowe to a 10-day contract.
March 29, 1989	Signed center Greg Kite and waived guard Ralph Lewis.
April 5, 1989	Signed guard Sidney Lowe to a second 10-day contract.
April 16, 1989	Signed guard Sidney Lowe for the remainder of the season.
June 27, 1989	Selected forward/center J.R. Reid with the fifth overall pick and forward Dyron Nix with the 29th overall pick in the 1989 NBA Draft, then traded the rights to Nix to Indiana in exchange for center Stuart Gray.
June 29, 1989	Re-signed forward Brian Rowsom.
August 8, 1989	Re-signed center Dave Hoppen.
August 17, 1989	Re-signed guard Michael Holton.
September 11, 1989	Acquired a 1991 second-round draft pick from Denver in exchange for center Tim Kempton.
September 11, 1989	Signed guard Jerry Sichting.
September 28, 1989	Signed forwards Terry Dozier and Kenny Gattison.
October 4, 1989	Signed first-round draft pick J.R. Reid.
October 17, 1989	Acquired forward Richard Anderson from Portland in exchange for guard/forward Robert Reid.
October 19, 1989	Waived forward Kenny Gattison.
October 31, 1989	Waived forward/center Earl Cureton and guard Andre Turner.
November 23, 1989	Signed guard Andre Turner and waived forward Terry Dozier.
December 2, 1989	Signed forward Kenny Gattison.
December 13, 1989	Signed guard/forward Robert Reid and waived guard Andre Turner.
December 13, 1989	Acquired forward Armon Gilliam from Phoenix in exchange for forward Kurt Rambis, a 1990 second-round draft pick and the worse of Charlotte's or Denver's 1991 second-round draft pick.
January 31, 1990	Relieved Dick Harter of his duties as head coach and named Gene Littles interim head coach.



CLASSIC ERA KEY DATES

1990	
February 22, 1990	Acquired a 1991 second-round draft pick from New York in exchange for center Stuart Gray, then traded the pick to Cleveland in exchange for forward Randolph Keys.
February 22, 1990	Waived guard Jerry Sichting.
March 13, 1990	Signed guard Michael Williams to a 10-day contract.
March 23, 1990	Signed guard Michael Williams to a second 10-day contract.
March 26, 1990	Announced the resignation of Carl Scheer as president & general manager
April 2, 1990	Signed guard Michael Williams for the remainder of the season.
April 5, 1990	Removed the interim title and named Gene Littles head coach.
April 13, 1990	Signed guard Ralph Lewis.
April 23, 1990	Named Allan Bristow vice president of basketball.
June 28, 1990	Drafted guard Kendall Gill with the fifth overall pick and center Steve Scheffler with the 39th overall pick in the 1990 NBA Draft.
July 5, 1990	Named Dave Twardzik director of scouting and assistant coach.
July 13, 1990	Extended an offer sheet to restricted free agent forward Johnny Newman.
July 16, 1990	Re-signed forward Kenny Gattison.
July 26, 1990	Signed second-round draft pick Steve Scheffler.
July 27, 1990	Signed center Doug Roth.
July 28, 1990	Signed restricted free agent Johnny Newman after New York did not match the offer sheet.
August 1, 1990	Signed Muggsy Bogues to a contract extension.
August 29, 1990	Named Tom Nissalke assistant coach.
September 5, 1990	Waived forward Brian Rowsom.
September 10, 1990	Signed guard Jim Les.
October 3, 1990	Signed forward Mel McCants and guard Andre Turner.
October 10, 1990	Signed first-round draft pick Kendall Gill.
October 10, 1990	Waived forward Mel McCants and center Doug Roth.
October 23, 1990	Waived guards Andre Turner and Jim Les.
October 30, 1990	Waived guard Michael Holton and forward Richard Anderson.
1991	
January 4, 1991	Acquired center Mike Gminski from Philadelphia in exchange for forward Armon Gilliam and center Dave Hoppen.
January 14, 1991	Signed forward/center Earl Cureton to a 10-day contract.
January 21, 1991	Signed guard Scott Haffner and forward Jeff Sanders to 10-day contracts.
January 29, 1991	Acquired center Eric Leckner from Sacramento in exchange for a 1993 second-round draft pick and future considerations.
January 31, 1991	Signed guard Scott Haffner to a second 10-day contract.
February 11, 1991	Signed guard Scott Haffner for the remainder of the season.
May 5, 1991	Announced the resignation of assistant coach Tom Nissalke.
May 31, 1991	Waived center Steve Scheffler.
June 26, 1991	Selected forward Larry Johnson with the first overall pick and forward Kevin Lynch with the 28th overall pick in the 1991 NBA Draft.
July 12, 1991	Waived forward Randolph Keys.
July 23, 1991	Announced a restructuring of the basketball staff, naming Allan Bristow head coach, Dave Twardzik director of player personnel and Gene Littles vice president and special assistant to the president.
August 7, 1991	Named Bill Hanzlik assistant coach.
August 11, 1991	Named T.R. Dunn assistant coach.
September 5, 1991	Signed guard Rex Chapman to a contract extension.
September 17, 1991	Signed guard John Crotty.
October 1, 1991	Signed forward Anthony Frederick and guard Byron Dinkins.

FRONT OFFICE

BALL OPS

PLAYERS

13-14 REVIEW

HISTORY

RECORDS

PLAYOFFS

NBA

MISC.



CLASSIC ERA KEY DATES

October 3, 1991	Signed center Jawann Oldham and forward Anthony Blakley.
October 3, 1991	Re-signed center Eric Leckner.
October 11, 1991	Waived guard Scott Haffner.
October 29, 1991	Waived center Jawann Oldham and forward Anthony Blakley.
October 30, 1991	Signed first-round draft pick Larry Johnson.
October 31, 1991	Waived guards John Crotty and Byron Dinkins and claimed guard Greg Grant off waivers.
December 5, 1991	Signed second-round draft pick Kevin Lynch.
December 9, 1991	Signed guard Elliott Perry and waived guard Greg Grant.
December 10, 1991	Signed forward Tony Massenburg.
December 30, 1991	Signed forward Ron Grandison.

1992

January 7, 1992	Waived forwards Ron Grandison and Tony Massenburg.
January 10, 1992	Signed forwards Ron Grandison and Michael Ansley to 10-day contracts.
January 20, 1992	Signed Ron Grandison to a second 10-day contract.
February 14, 1992	Signed guard Cedric Hunter to a 10-day contract.
February 19, 1992	Acquired forward Tom Hammonds from Washington in exchange for guard Rex Chapman.
February 20, 1992	Waived guard Cedric Hunter.
June 24, 1992	Selected center Alonzo Mourning with the second overall pick and guard Tony Bennett with the 35th overall pick in the 1992 NBA Draft.
July 9, 1992	Re-signed forward Kevin Lynch.
August 27, 1992	Signed guard Muggsy Bogues to a contract extension.
September 2, 1992	Signed guard Mark Baker, forward Kevin Roberson and center Lorenzo Williams.
September 21, 1992	Signed forward J.R. Reid to a contract extension.
September 23, 1992	Signed Mike Gminski to a contract extension and modified the contract of Johnny Newman.
October 6, 1992	Signed guard Demetrius Calip.
October 9, 1992	Signed second-round draft pick Tony Bennett.
October 26, 1992	Waived guard Demetrius Calip.
November 2, 1992	Waived guard Mark Baker and forward Kevin Roberson.
November 12, 1992	Signed first-round draft pick Alonzo Mourning, restructured the contract of guard Dell Curry and waived center Lorenzo Williams.
November 18, 1992	Signed guard/forward David Wingate.
December 9, 1992	Acquired forward Sidney Green, a 1993 first-round draft pick and a 1996 second-round draft pick from San Antonio in exchange for forward/center J.R. Reid.
December 24, 1992	Signed forward/center Kenny Gattison to a contract extension.

1993

January 26, 1993	Waived forward Tom Hammonds.
June 30, 1993	Selected guard Greg Graham with the 17th overall pick and forward Scott Burrell with the 20th overall pick in the 1993 NBA Draft.
July 10, 1993	Re-signed guard/forward David Wingate.
August 28, 1993	Re-signed guard Kendall Gill.
September 1, 1993	Acquired guard Dana Barros, Eddie Johnson, the best of Charlotte's and Seattle's 1994 first-round draft picks and other considerations from Seattle in exchange for guard Kendall Gill.
September 3, 1993	Acquired guard Hersey Hawkins from Philadelphia in exchange for guard Dana Barros, forward Sidney Green, the draft rights to Greg Graham and the best of Charlotte's and Seattle's 1994 first round draft picks.
September 7, 1993	Signed first-round draft pick Scott Burrell.
September 23, 1993	Signed guards Shawn McDaniel and Kelsey Weems, forward Bobby Martin and center LeRon Ellis.
October 5, 1993	Signed forward Larry Johnson to a contract extension.
October 6, 1993	Signed forward Edmund Wilson.
October 25, 1993	Waived forwards Edmund Wilson and Bobby Martin.



CLASSIC ERA KEY DATES

November 2, 1993	Waived guard Kelsey Weems.
November 4, 1993	Waived guard Shawn McDaniel.
November 5, 1993	Signed guard Steve Henson and waived forward Kevin Lynch.
November 22, 1993	Waived guard Steve Henson.
December 10, 1993	Acquired guard Rumeal Robinson from New Jersey in exchange for guard Johnny Newman.
1994	
January 1, 1994	Signed forward Lorenzo Williams.
January 4, 1994	Waived forward Lorenzo Williams.
February 1, 1994	Signed forward/center Marty Conlon to a 10-day contract.
February 15, 1994	Signed forward/center Marty Conlon to a second 10-day contract.
February 16, 1994	Signed center Tim Kempton to a 10-day contract.
February 24, 1994	Acquired forward Frank Brickowski from Milwaukee in exchange for center Mike Gminski and a conditional first-round draft pick.
February 25, 1994	Signed forward/center Marty Conlon for the remainder of the season and signed center Tim Kempton to a second 10-day contract.
March 22, 1994	Waived forward/center Marty Conlon.
June 22, 1994	Named John Bach assistant coach.
June 29, 1994	Selected forward Darrin Hancock with the 38th overall pick in the 1994 NBA Draft.
August 2, 1994	Acquired guard Michael Adams from Washington in exchange for second-round draft picks in 1996 and 1997.
August 4, 1994	Signed center Robert Parish.
August 30, 1994	Signed second-round draft pick Darrin Hancock.
October 6, 1994	Signed guards James Blackwell and Terry Boyd, forwards Thomas Elliott and Emmett Hall and centers Chad Gallagher and Brett Szabo.
October 7, 1994	Signed forward Tom Tolbert.
October 13, 1994	Waived guard Terry Boyd.
November 1, 1994	Waived guard James Blackwell, forwards Thomas Elliott and Emmett Hall and centers Chad Gallagher and Brett Szabo.
November 2, 1994	Signed forward Joe Courtney.
November 3, 1994	Signed forward Joe Wolf.
November 16, 1994	Signed guard Greg Sutton and waived forward Joe Courtney.
November 30, 1994	Signed guard James Blackwell.
December 17, 1994	Waived guard James Blackwell.
1995	
April 15, 1995	Waived forward Tom Tolbert.
June 13, 1995	Named Bob Bass vice president of basketball operations.
June 24, 1995	The Vancouver Grizzlies selected forward Kenny Gattison in 1995 NBA Expansion Draft.
June 27, 1995	Acquired guard Kendall Gill from Seattle in exchange for guard Hersey Hawkins and guard/forward David Wingate.
June 28, 1995	Selected center George Zidek with the 22nd overall pick in the 1995 NBA Draft.
September 26, 1995	Signed first-round draft pick George Zidek.
September 27, 1995	Signed forward Rafael Addison.
October 3, 1995	Signed guard Pete Myers.
October 4, 1995	Re-signed guard Greg Sutton and forward Joe Wolf and signed guards Corey Beck and Negele Knight.
October 5, 1995	Signed guards Duane Cooper and Dave Johnson.
October 10, 1995	Exercised the right of first refusal and assumed the contract that Minnesota offered restricted free agent forward/center LeRon Ellis.
October 19, 1995	Waived guards Duane Cooper and Dave Johnson.
October 24, 1995	Waived guard Negele Knight.
November 2, 1995	Waived guard Corey Beck.

FRONT OFFICE

BALL OPS

PLAYERS

13-14 REVIEW

HISTORY

RECORDS

PLAYOFFS

NBA

MISC.



CLASSIC ERA KEY DATES

November 3, 1995	Acquired guard/forward Glen Rice, guard Khalid Reeves, center Matt Geiger and a 1996 first-round draft pick from Miami in exchange for center Alonzo Mourning, forward/center LeRon Ellis and guard Pete Myers.
November 4, 1995	Waived forward Joe Wolf.
December 23, 1995	Signed guard Corey Beck.
1996	
January 4, 1996	Waived guard Greg Sutton.
January 5, 1996	Waived guard Corey Beck.
January 19, 1996	Acquired guard Kenny Anderson and forward Gerald Glass from New Jersey in exchange for guards Kendall Gill and Khalid Reeves.
January 22, 1996	Signed guard Anthony Goldwire to a 10-day contract.
January 31, 1996	Signed guard Anthony Goldwire for the remainder of the season.
February 16, 1996	Signed guard Pete Myers.
February 22, 1996	Waived forward Gerald Glass.
February 23, 1996	Signed center Donald Hodge to a 10-day contract.
April 23, 1996	Announced that Allan Bristow would not return as head coach for the 1996-97 season.
May 29, 1996	Named Dave Cowens head coach.
June 10, 1996	Retained T.R. Dunn as assistant coach.
June 26, 1996	Selected guard Kobe Bryant with the 13th overall pick, guard Tony Delk with the 16th overall pick and forward Malik Rose with the 44th overall pick in the 1996 NBA Draft.
July 9, 1996	Named Lee Rose assistant coach.
July 11, 1996	Acquired center Vlade Divac from the Los Angeles Lakers in exchange for the rights to guard Kobe Bryant.
July 14, 1996	Acquired forwards Anthony Mason and Brad Lohaus from New York in exchange for forward Larry Johnson.
July 24, 1996	Signed first-round draft pick Tony Delk.
August 12, 1996	Named Mark Osowski assistant coach.
September 3, 1996	Signed forward Ochiei Swaby.
September 24, 1996	Signed forwards Jerrod Mustaf and Carlos Strong.
September 26, 1996	Signed second-round draft pick Malik Rose.
September 27, 1996	Waived forward Jerrod Mustaf.
October 3, 1996	Signed forward Bob McCann.
October 20, 1996	Signed guard Tony Smith.
October 22, 1996	Waived forward Ochiei Swaby.
October 24, 1996	Waived forward Bob McCann.
October 31, 1996	Waived forward Brad Lohaus.
1997	
January 3, 1997	Signed forward Jamie Feick to a 10-day contract.
January 16, 1997	Signed forward Jamie Feick to a second 10-day contract.
January 28, 1997	Signed center Eric Leckner to a 10-day contract.
January 30, 1997	Signed forward Tom Chambers and waived forward Carlos Strong and center Eric Leckner.
February 20, 1997	Acquired forward Donald Royal from Golden State in exchange for forward Scott Burrell.
February 20, 1997	Acquired guard Ricky Pierce from Denver in exchange for center George Zidek and guard Anthony Goldwire.
April 8, 1997	Waived forward Tom Chambers.
May 21, 1997	Exercised the option on the contract of Dell Curry for the 1997-98 season.
June 19, 1997	Declined the option on the contract of guard Tony Smith for the 1997-98 season.
July 1, 1997	Signed guard David Wesley.
July 16, 1997	Signed free agent forward/center J.R. Reid.
July 18, 1997	Named Paul Silas assistant coach.
August 19, 1997	Signed guard Bobby Phills and waived guard Ricky Pierce.
August 22, 1997	Signed center Nate Wilbourne.



CLASSIC ERA KEY DATES

September 8, 1997	Promoted Bob Bass to executive vice president of basketball operations
September 10, 1997	Signed forwards Travis Williams and Tony Farmer.
September 12, 1997	Signed guard Darnell Mee.
October 2, 1997	Signed guard Corey Beck and forward Junior Burrough.
October 12, 1997	Waived forward Junior Burrough and center Nate Wilbourne.
October 28, 1997	Waived guard Darnell Mee.
November 7, 1997	Acquired guard B.J. Armstrong from Golden State in exchange for guards Muggsy Bogues and Tony Delk.

1998

January 15, 1998	Signed forward Donald Royal to a 10-day contract.
January 22, 1998	Signed center Michael McDonald to a 10-day contract.
January 25, 1998	Signed forward Donald Royal to a second 10-day contract.
February 2, 1998	Signed guard Jeff Grayer to a 10-day contract.
February 3, 1998	Signed guard Vernon Maxwell to a 10-day contract.
February 4, 1998	Signed forward Donald Royal for the remainder of the season.
February 13, 1998	Signed guard Vernon Maxwell for the remainder of the season.
March 24, 1998	Waived forward Tony Farmer.
June 24, 1998	Selected guard/forward Ricky Davis with the 21st overall pick and center Andrew Betts with the 50th overall pick in the 1998 NBA Draft.

1999

January 21, 1999	Signed forwards Derrick Coleman, Travis Williams and Chucky Brown, guards Eldridge Recasner, Percy Miller and Melvin Watson and centers Brad Miller and Charles Shackleford.
January 26, 1999	Signed forward Chuck Person.
February 1, 1999	Waived guards Percy Miller and Melvin Watson.
February 3, 1999	Signed forward Joe Wolf.
February 28, 1999	Signed guard/forward Willie Burton and waived forward Travis Williams.
March 7, 1999	Announced the resignation of Dave Cowens as head coach.
March 8, 1999	Named Paul Silas interim head coach.
March 8, 1999	Waived guard/forward Willie Burton.
March 10, 1999	Acquired guard Eddie Jones and center Elden Campbell from the Los Angeles Lakers in exchange for guard B.J. Armstrong, forward/center J.R. Reid and forward Glen Rice.
March 10, 1999	Signed forward Travis Williams to a 10-day contract and waived forward Joe Wolf.
March 16, 1999	Waived forward Travis Williams.
March 17, 1999	Signed guard Corey Beck to a 10-day contract.
March 27, 1999	Signed guard Corey Beck to a second 10-day contract.
April 6, 1999	Signed guard Corey Beck for the remainder of the season.
May 11, 1999	Removed the interim title and named Paul Silas head coach.
May 28, 1999	Named Jerry Eaves assistant coach.
June 30, 1999	Selected guard Baron Davis with the third overall pick and forward Lee Nailon with the 43rd overall pick in the 1999 NBA Draft.
July 26, 1999	Signed first-round draft pick Baron Davis.
August 11, 1999	Signed forward Eddie Robinson.
August 18, 1999	Signed center Todd Fuller.
October 4, 1999	Signed guard Jason Miskiri and forwards Tyrone Grant and Derek Hood.
November 8, 1999	Waived guard Jason Miskiri.
November 9, 1999	Signed guard Michael Hawkins.
November 18, 1999	Waived forward Tyrone Grant.
November 23, 1999	Waived forward Derek Hood.

FRONT OFFICE

BALL OPS

PLAYERS

13-14 REVIEW

HISTORY

RECORDS

PLAYOFFS

NBA

MISC.



CLASSIC ERA KEY DATES

2000	
January 12, 2000	Guard Bobby Phillips was killed in an automobile accident.
January 19, 2000	Acquired forward Dale Ellis from Milwaukee in exchange for second-round draft picks in 2000 and 2002.
February 9, 2000	Claimed forward Chuckie Brown off waivers.
February 9, 2000	Retired jersey No. 13 in honor of guard Bobby Phillips.
June 5, 2000	Promoted Jeff Bower from director of scouting to assistant general manager and Stephen Silas from advance scout to assistant coach.
June 28, 2000	Selected center Jamaal Magloire with the 19th overall pick in the 2000 NBA Draft.
July 18, 2000	Signed first-round draft pick Jamaal Magloire.
August 1, 2000	Acquired forwards Jamal Mashburn, P.J. Brown, Otis Thorpe and Tim James and guard/forward Rodney Buford from Miami in exchange for guard Eddie Jones, guard/forward Ricky Davis and forwards Dale Ellis and Anthony Mason.
August 18, 2000	Signed 1999 second-round draft pick Lee Nailon.
August 21, 2000	Signed forward Darrin Hancock.
September 21, 2000	Signed guard Hersey Hawkins.
October 2, 2000	Signed forwards Caswell Cyrus and Terrance Roberson and waived guard/forward Rodney Buford.
October 16, 2000	Waived forwards Caswell Cyrus and Darrin Hancock.
November 6, 2000	Signed forward Jamal Mashburn to a contract extension.
December 19, 2000	Waived forward Terrance Roberson.
2001	
January 26, 2001	Signed guard Doug Overton to a 10-day contract.
April 10, 2001	Signed forward Scott Burrell.
June 1, 2001	Picked up the fourth year team option on the contract of guard Baron Davis.
June 4, 2001	Promoted Jeff Bower from assistant general manager to general manager.
June 14, 2001	Acquired the rights to center Roberto Duenas from Chicago in exchange for the 45th overall pick in the 2001 NBA Draft.
June 27, 2001	Selected forward Kirk Haston with the 16th overall pick in the 2001 NBA Draft.
July 10, 2001	Signed first-round draft pick Kirk Haston
July 23, 2001	Picked up the option on the contract of on Paul Silas.
July 23, 2001	Named Bob Donewald Jr. assistant coach.
July 24, 2001	Signed guard Bryce Drew.
July 25, 2001	Signed forward Stacey Augmon.
July 27, 2001	Signed David Wesley to a contract extension.
July 30, 2001	Named Brian Hill assistant coach.
August 13, 2001	Signed forward Matt Bullard.
August 27, 2001	Signed center Lorenzo Coleman.
August 29, 2001	Signed guard Cory Hightower.
September 28, 2001	Re-signed forward Lee Nailon.
October 2, 2001	Signed guard Ricky Moore.
October 4, 2001	Waived center Lorenzo Coleman and guard Cory Hightower.
October 23, 2001	Waived guard Ricky Moore.
October 25, 2001	Acquired forwards George Lynch, Robert Traylor and Jerome Moiso from Philadelphia and forward Chris Porter from Golden State in exchange for sending forward Derrick Coleman to Philadelphia in a three-team, eight-player trade.
October 26, 2001	Waived forward Chris Porter.
October 29, 2001	Waived forward Tim James.
November 19, 2001	Waived guard Eldridge Recasner.



MODERN ERA KEY DATES

2003	
October 16, 2003	Named Bernie Bickerstaff general manager and head coach, Karl Hicks assistant general manager, Gary Brokaw director of player personnel, Tim Shea director of international scouting, Kenny Williamson director of scouting and Frank Ross scout.
2004	
April 2, 2004	Named Gary Kloppenburg and John Outlaw assistant coaches, Drew Perry video coordinator and Mark Coffelt assistant athletic trainer/equipment manager.
May 26, 2004	Named Sam Mitchell lead assistant coach.
June 9, 2004	Named John-Blair Bickerstaff assistant coach and Joe Sharpe head athletic trainer.
June 21, 2004	Acquired the second overall pick in the 2004 NBA Draft from the Los Angeles Clippers and agreed to select forward Predrag Drobnjak in the Expansion Selection on June 22, in exchange for the fourth overall pick and 33rd overall selection in the 2004 NBA Draft.
June 22, 2004	Selected 19 players in the Charlotte Expansion Selection, including 10 players under contract and nine restricted free agents. Players under contract selected include Primoz Brezec (Indiana), Brandon Hunter (Boston), Jason Kapono (Cleveland), Zaza Pachulia (Orlando), Aleksandar Pavlovic (Utah), Jamal Sampson (L.A. Lakers), Theron Smith (Memphis), Gerald Wallace (Sacramento) and Jahidi White (Phoenix). Restricted free agents selected include Lonny Baxter (Washington), J.R. Bremer (Golden State), Maurice Carter (New Orleans), Desmond Ferguson (Portland), Marcus Fizer (Chicago), Richie Frahm (Seattle), Tamar Slay (New Jersey), Jeff Trepagnier (Denver) and Loren Woods (Miami).
June 23, 2004	Acquired the 45th overall pick in the 2004 NBA Draft from Milwaukee in exchange for Zaza Pachulia.
June 23, 2004	Acquired a future first-round pick from Cleveland in exchange for Aleksandar Pavlovic.
June 24, 2004	Selected forward/center Emeka Okafor with the second overall pick and guard Bernard Robinson with the 45th overall pick in the 2004 NBA Draft.
June 29, 2004	Named Gary Brokaw assistant coach.
July 9, 2004	Named Jeff Capel assistant coach.
July 14, 2004	Signed guard Jason Hart and forward Tamar Slay.
July 14, 2004	Acquired forward Melvin Ely and guard Eddie House from the Los Angeles Clippers in exchange for second-round picks in the 2005 and 2006 NBA Drafts.
July 26, 2004	Signed first-round draft pick Emeka Okafor.
July 28, 2004	Signed second-round draft pick Bernard Robinson.
August 16, 2004	Acquired a second-round pick in the 2005 NBA Draft from Atlanta in exchange for forward/center Predrag Drobnjak.
August 31, 2004	Signed guard Brevin Knight.
September 16, 2004	Signed guard Steve Smith.
September 21, 2004	Exercised the contract option on forward Melvin Ely.
September 30, 2004	Signed center Primoz Brezec to a multi-year contract extension.
November 1, 2004	Acquired guard Keith Bogans from Orlando in exchange for forward Brandon Hunter.
December 4, 2004	Waived guard Eddie House.
December 6, 2004	Acquired guard Kareem Rush from the Los Angeles Lakers in exchange for two second-round draft picks.
2005	
February 23, 2005	Signed guard Matt Carroll from the Roanoke Dazzle of the National Basketball Development League.
February 24, 2005	Gained Cleveland's first-round pick in the 2005 NBA Draft. When Charlotte acquired a first-round pick from Phoenix via Cleveland through the Expansion Selection, the Cavaliers were permitted to keep the pick if it fell within certain draft positions. Cleveland now removes all restrictions on the pick, giving the selection to Charlotte.
February 24, 2005	Acquired forward Malik Allen and cash considerations from Miami in exchange for guard Steve Smith.
February 28, 2005	Signed guard Cory Alexander from the Roanoke Dazzle of the National Basketball Development League and waived center Jahidi White.
June 27, 2005	Extended qualifying offers to forward Gerald Wallace, forward Jason Kapono, guard Keith Bogans and guard Matt Carroll and exercised the fourth-year option on the contract of forward/center Emeka Okafor.
June 28, 2005	Selected guard Raymond Felton with the fifth overall pick and forward Sean May with the 13th selection in the 2005 NBA Draft.
July 7, 2005	Signed first-round draft picks Raymond Felton and Sean May.



MODERN ERA KEY DATES

August 2, 2005	Acquired forward/center Jake Voskuhl from Phoenix in exchange for a conditional 2007 second-round draft pick.
August 9, 2005	Signed guard/forward Alan Anderson.
August 12, 2005	Re-signed guard Kareem Rush.
August 19, 2005	Re-signed guard Brevin Knight.
August 31, 2005	Re-signed guard Matt Carroll and signed guard Kevin Burleson.
September 27, 2005	Re-signed forward Gerald Wallace.
September 30, 2005	Re-signed guard Keith Bogans.
October 26, 2005	Acquired forward Jamaire Jones from the Los Angeles Lakers in exchange for a future second-round pick.

2006

February 9, 2006	Acquired forward Lonny Baxter from Houston in exchange for guard Keith Bogans.
April 1, 2006	Released guard Kareem Rush.
May 2, 2006	Picked up team options on guard Matt Carroll and guard/forward Alan Anderson for the 2006-07 season.
June 24, 2006	Exercised third-year options on the contracts of Raymond Felton and Sean May.
June 28, 2006	Selected forward Adam Morrison with the third overall pick and center Ryan Hollins with the 50th pick in of the 2006 NBA Draft.
July 6, 2006	Signed first-round draft pick Adam Morrison.
July 19, 2006	Signed forward Othella Harrington.
July 28, 2006	Re-signed forward Bernard Robinson.
July 31, 2006	Signed second-round draft pick Ryan Hollins.
August 14, 2006	Re-signed center Jake Voskuhl.
September 11, 2006	Signed forward Walter Herrmann.
November 17, 2006	Waived guard/forward Alan Anderson.
November 22, 2006	Allocated center Ryan Hollins to their D-League affiliate, the Fort Worth Flyers.
November 28, 2006	Signed guard Derek Anderson.
December 18, 2006	Recalled Ryan Hollins from the Fort Worth Flyers.

2007

January 3, 2007	Acquired guard Jeff McInnis from New Jersey in exchange for forward Bernard Robinson.
February 13, 2007	Acquired forward Eric Williams, a 2009 second-round draft pick and cash considerations from San Antonio in exchange for forward Melvin Ely.
March 16, 2007	Waived forward Eric Williams.
May 31, 2007	Named Rod Higgins general manager.
June 7, 2007	Named Phil Ford, Lee Rose and Jeff Capel assistant coaches.
June 18, 2007	Named Buzz Peterson director of player personnel and Dell Curry and Paul Mokeski assistant coaches.
June 28, 2007	Acquired guard Jason Richardson and the draft rights to forward Jermareo Davidson (36th overall selection) from Golden State in exchange for the draft rights to forward Brandon Wright (eighth overall pick), and selected forward Jared Dudley with the 22nd overall pick.
June 29, 2007	Waived guard Brevin Knight.
July 2, 2007	Signed first-round draft pick Jared Dudley.
July 17, 2007	Re-signed guard Matt Carroll.
July 19, 2007	Re-signed forward Gerald Wallace.
July 26, 2007	Signed second-round draft pick Jermareo Davidson.
August 29, 2007	Re-signed guard Jeff McInnis.
September 21, 2007	Named Scott Howard director of scouting, Rich Sheubrooks director of global scouting and Darrel Johnson, Dennis Nutt and Jim Thrash scouts.
September 26, 2007	Named Mike Sanders assistant coach and Dell Curry and Muggsy Bogues team ambassadors.
October 1, 2007	Re-signed guard Derek Anderson.
December 4, 2007	Extended an offer sheet to restricted free agent forward Anderson Varejao that was matched by the Cavaliers.



MODERN ERA KEY DATES

2008	
January 24, 2008	Allocated forward Jermareo Davidson to their D-League affiliate, the Sioux Falls Skyforce.
January 31, 2008	Signed free agent guard Earl Boykins.
February 8, 2008	Recalled Jermareo Davidson from the Sioux Falls Skyforce.
February 29, 2008	Waive guard Jeff McInnis.
April 26, 2008	Relieved Sam Vincent of his duties as head coach.
April 29, 2008	Named Larry Brown head coach.
June 4, 2008	Named Dave Hanners, Phil Ford and Jeff Capel assistant coaches, Steve Stricker head athletic trainer and LaSalle Thompson strength and conditioning coach.
June 25, 2008	Acquired the 20th overall pick in the 2008 NBA Draft from Denver in exchange for a future protected first-round pick.
June 26, 2008	Selected guard D.J. Augustin with the ninth overall pick, center Alexis Ajinca with the 20th overall pick and guard Kyle Weaver with the 38th overall pick in the 2008 NBA Draft
July 6, 2008	Named Herb Brown assistant coach.
July 7, 2008	Signed first-round draft picks D.J. Augustin and Alexis Ajinca.
July 25, 2008	Re-signed center Ryan Hollins.
July 31, 2008	Re-signed forward/center Emeka Okafor.
August 6, 2008	Signed guard Shannon Brown.
August 11, 2008	Acquired a second-round pick in the 2009 NBA Draft from Oklahoma City in exchange for the draft rights to guard Kyle Weaver.
September 24, 2008	Extended an offer sheet to restricted free agent forward Carl Landry that was matched by the Rockets.
September 27, 2008	Signed forward Andre Brown, guard Donell Taylor and forward Marcus Williams.
October 14, 2008	Waived guard Donell Taylor and forward Marcus Williams.
October 16, 2008	Signed forward Justin Williams.
October 23, 2008	Waived forward Justin Williams.
October 27, 2008	Waived forward Jermareo Davidson.
October 28, 2008	Signed forward Linton Johnson III.
November 19, 2008	Waived forwards Andre Brown and Linton Johnson III.
November 24, 2008	Signed forward Dwayne Jones.
December 10, 2008	Acquired guard Raja Bell, forward Boris Diaw and guard Sean Singletary from Phoenix in exchange for forward Jared Dudley and guard Jason Richardson.
December 12, 2008	Signed forward Juwan Howard and waived forward Dwayne Jones.
2009	
January 16, 2009	Acquired center DeSagana Diop from Dallas in exchange for guard Matt Carroll and center Ryan Hollins.
January 29, 2009	Signed forward Cartier Martin to a 10-day contract.
February 7, 2009	Acquired forward Vladimir Radmanovic from the L.A. Lakers in exchange for forward Adam Morrison and guard Shannon Brown.
February 8, 2009	Signed forward Cartier Martin to a second 10-day contract.
February 18, 2009	Signed forward Cartier Martin for the remainder of the season.
March 9, 2009	Assigned Alexis Ajinca and Sean Singletary to the D-League Sioux Falls Skyforce.
March 11, 2009	Signed guard Dontell Jefferson to a 10-day contract.
March 21, 2009	Signed guard Dontell Jefferson to a second 10-day contract.
March 31, 2009	Signed guard Dontell Jefferson for the remainder of the season.
June 23, 2009	Extended a qualifying offer to guard Raymond Felton, making him a restricted free agent.
June 25, 2009	Selected Gerald Henderson with the 12th overall pick, Derrick Brown with the 40th overall pick and Robert Vaden with the 54th overall pick in the 2009 NBA Draft. Traded the rights to Vaden to Oklahoma City in exchange for cash considerations.
July 8, 2009	Signed first-round draft pick Gerald Henderson.
July 13, 2009	Signed second-round draft pick Derrick Brown.

FRONT OFFICE

BALL OPS

PLAYERS

13-14 REVIEW

HISTORY

RECORDS

PLAYOFFS

NBA

MISC.



MODERN ERA KEY DATES

July 28, 2009	Acquired center Tyson Chandler from New Orleans in exchange for forward/center Emeka Okafor.
September 25, 2009	Signed guards Ronald "Flip" Murray and Antonio Anderson.
September 28, 2009	Signed forward Stephen Graham.
October 6, 2009	Exercised the third-year option on the contract of D.J. Augustin.
October 22, 2009	Waived guards Antonio Anderson and Dontell Jefferson.
October 29, 2009	Exercised the third-year option on the contract of Alexis Ajinca.
November 16, 2009	Acquired guards Stephen Jackson and Acie Law from Golden State in exchange for guard Raja Bell and forward Vladimir Radmanovic.
November 30, 2009	Assigned Alexis Ajinca to the Maine Red Claws of the NBA D-League.

2010

February 2, 2010	Recalled Alexis Ajinca from the Maine Red Claws of the NBA D-League.
February 18, 2010	Acquired center Theo Ratliff from San Antonio in exchange for a protected second-round draft pick in 2016.
February 18, 2010	Acquired forward Tyrus Thomas from Chicago in exchange for Acie Law, Ronald "Flip" Murray and a future first-round draft pick.
March 13, 2010	Signed guard/forward Larry Hughes.
June 25, 2010	Extended a qualifying offer to Tyrus Thomas, making him a restricted free agent.
July 12, 2010	Re-signed forward Tyrus Thomas.
July 13, 2010	Acquired guard Matt Carroll, center Erick Dampier and forward Eduardo Najera from Dallas in exchange for centers Tyson Chandler and Alexis Ajinca.
July 20, 2010	Signed guard Shaun Livingston.
July 22, 2010	Signed forward Dominic McGuire.
August 6, 2010	Signed guard Sherron Collins.
August 24, 2010	Signed center Kwame Brown.
September 14, 2010	Waived center Erick Dampier.
September 27, 2010	Signed guard Javaris Crittenton and forward Darius Miles.
September 28, 2010	Signed center Matt Rogers.
October 15, 2010	Waived guard Javaris Crittenton.
October 21, 2010	Waived forward Darius Miles and center Matt Rogers.
December 9, 2010	Assigned guard Sherron Collins to the Maine Red Claws of the NBA D-League.
December 21, 2010	Recalled guard Sherron Collins from the Maine Red Claws of the NBA D-League.
December 22, 2010	Announced Head Coach Larry Brown is stepping down and named Paul Silas interim head coach.
December 26, 2010	Named Ralph Lewis, Charles Oakley and Stephen Silas assistant coaches.

2011

February 16, 2011	Extended the contract of Paul Silas and removed the interim tag from his title.
February 24, 2011	Acquired forward Dante Cunningham, forward Sean Marks, center Joel Przybilla, two first-round draft picks and cash considerations from Portland in exchange for forward Gerald Wallace.
February 24, 2011	Acquired guard Morris Peterson and forward DJ White from Oklahoma City in exchange for center Nazr Mohammed.
February 24, 2011	Waived forward Derrick Brown, guard Sherron Collins and forward Dominic McGuire.
February 28, 2011	Waived guard Morris Peterson.
March 3, 2011	Re-signed forward Dominic McGuire and waived forward Sean Marks.
March 7, 2011	Signed guard Garrett Temple to a 10-day contract.
March 17, 2011	Signed guard Garrett Temple to a second 10-day contract.
March 27, 2011	Signed guard Garrett Temple for the remainder of the season.
June 14, 2011	Promoted Rod Higgins to President of Basketball Operations and named Rich Cho General Manager.
June 23, 2011	Selected guard Kemba Walker with the ninth overall pick in the 2011 NBA Draft. Acquired the rights to seventh overall pick Bismack Biyombo from Sacramento and forward Corey Maggette from Milwaukee in exchange for sending guards Stephen Jackson and Shaun Livingston and the draft rights to 19th overall pick Tobias Harris to Milwaukee. Selected center Jeremy Tyler with the 39th overall pick and traded his rights to Golden State in exchange for cash considerations.



MODERN ERA KEY DATES

June 27, 2011	Extended a qualifying offer to Dante Cunningham, making him a restricted free agent.
June 28, 2011	Named Rob Werdann assistant coach.
December 1, 2011	Announced Charles Oakley will not return as an assistant coach.
December 10, 2011	Signed forward Derrick Brown.
December 11, 2011	Signed first-round draft pick Kemba Walker.
December 12, 2011	Signed guard Will Blalock, forward Ronald Dupree, forward Taylor Griffin, forward Ismail Muhammad, forward Durrell Summers and guard Ben Uzoh.
December 14, 2011	Signed forward/center Melvin Ely.
December 15, 2011	Signed guard Reggie Williams.
December 19, 2011	Acquired forward/center Byron Mullens from Oklahoma City in exchange for a 2013 second-round draft pick.
December 19, 2011	Signed first-round draft pick Bismack Biyombo.
December 21, 2011	Waived guard Will Blalock, forward Ronald Dupree and forward Ismail Muhammad.
December 23, 2011	Waived forward/center Melvin Ely, forward Taylor Griffin and forward Durrell Summers.
December 24, 2011	Waived guard Ben Uzoh.
December 25, 2011	Claimed guard Cory Higgins off waivers from Denver.
2012	
January 25, 2012	Exercised the fourth-year option on the contract of guard Gerald Henderson.
March 21, 2012	Waived forward Boris Diaw.
April 15, 2012	Signed forward Jamario Moon.
April 30, 2012	Announced that Paul Silas will not return as head coach for the 2012-13 season.
June 20, 2012	Named Mike Dunlap head coach.
June 26, 2012	Acquired guard Ben Gordon and a future first-round draft pick from Detroit in exchange for forward Corey Maggette.
June 28, 2012	Selected forward Michael Kidd-Gilchrist with the second overall pick and forward Jeffery Taylor with the 31st overall pick in the 2012 NBA Draft.
June 29, 2012	Extended qualifying offers to guard D.J. Augustin and forward Derrick Brown, making them restricted free agents.
July 7, 2012	Signed first-round draft pick Michael Kidd-Gilchrist.
July 8, 2012	Named Rick Brunson assistant coach.
July 12, 2012	Withdrew the qualifying offer to guard D.J. Augustin.
July 13, 2012	Signed second-round draft pick Jeffery Taylor.
July 13, 2012	Signed guard Ramon Sessions.
July 14, 2012	Awarded center Brendan Haywood off waivers from Dallas after he was designated by the Mavericks as the team's amnesty player.
July 18, 2012	Withdrew the qualifying offer to forward Derrick Brown.
August 27, 2012	Named Dan Leibovitz and Brian Winters assistant coaches.
September 6, 2012	Re-signed guard Cory Higgins.
September 25, 2012	Signed forward Jeff Adrien, guard Paris Horne, forward Josh Owens and forward DeJuan Summers.
October 6, 2012	Waived forward Jeff Adrien and guard Paris Horne.
October 26, 2012	Exercised the third-year options on the contracts of forward Bismack Biyombo and guard Kemba Walker.
October 27, 2012	Waived forward Josh Owens and forward DeJuan Summers.
November 13, 2012	Acquired forward Hakim Warrick from New Orleans in exchange for guard Matt Carroll.
December 9, 2012	Signed forward Jeff Adrien and waived guard Cory Higgins.
2013	
February 21, 2013	Acquired forward Josh McRoberts from the Orlando Magic in exchange for forward Hakim Warrick.
March 14, 2013	Signed guard Jannero Pargo to a 10-day contract.
March 24, 2013	Signed guard Jannero Pargo to a second 10-day contract.
April 3, 2013	Signed guard Jannero Pargo for the remainder of the season.
April 23, 2013	Relieved Mike Dunlap of his duties as head coach.

FRONT OFFICE

BALL OPS

PLAYERS

13-14 REVIEW

HISTORY

RECORDS

PLAYOFFS

NBA

MISC.



MODERN ERA KEY DATES

May 29, 2013	Named Steve Clifford head coach.
June 27, 2013	Selected forward Cody Zeller with the fourth overall pick of the 2013 NBA Draft.
June 28, 2013	Extended a qualifying offer to guard Gerald Henderson, making him a restricted free agent.
July 1, 2013	Named Patrick Ewing associate head coach and Bob Beyer, Bob Weiss and Mark Price assistant coaches.
July 10, 2013	Requested waivers on forward Tyrus Thomas, designating him as the team's amnesty player.
July 10, 2013	Signed first-round draft pick Cody Zeller.
July 10, 2013	Signed center Al Jefferson.
July 11, 2013	Re-signed forward Josh McRoberts.
July 30, 2013	Re-signed guard Gerald Henderson.
August 9, 2013	Re-signed guard Jannero Pargo.
August 19, 2013	Signed forward Anthony Tolliver.
September 5, 2013	Signed forward James Southerland.
September 27, 2013	Signed guards Troy Daniels and Abdul Gaddy and center Patrick O'Bryant.
October 9, 2013	Waived guards Troy Daniels and Abdul Gaddy.
October 23, 2013	Waived center Patrick O'Bryant.
December 11, 2013	Signed guard/forward Chris Douglas-Roberts and waived forward James Southerland.

2014

February 20, 2014	Acquired guards Gary Neal and Luke Ridnour from Milwaukee in exchange for guard Ramon Sessions and forward Jeff Adrien.
March 2, 2014	Waived guard Ben Gordon.
March 4, 2014	Signed center Justin Hamilton to a 10-day contract.
March 21, 2014	Signed forward DJ White to a 10-day contract.
March 31, 2014	Signed forward DJ White to a second 10-day contract.
April 10, 2014	Signed forward DJ White for the remainder of the season.
June 13, 2014	Announced Rod Higgins stepped down as president of basketball operations.
June 18, 2014	Named Steve Hetzel assistant coach.
June 26, 2014	Selected forward Noah Vonleh with the ninth overall pick, guard Shabazz Napier with the 24th overall pick and forward Dwight Powell with the 45th overall pick in the 2014 NBA Draft. Traded the rights to Napier to Miami in exchange for the draft rights to guard P.J. Hairston (26th overall pick) and guard Semaj Christon (55th overall pick). Traded the rights to Christon to Oklahoma City in exchange for cash considerations.
July 9, 2014	Named Pat Delany assistant coach.
July 10, 2014	Extended an offer sheet to restricted free agent forward Gordon Hayward that was matched by the Jazz.
July 10, 2014	Named Chad Buchanan assistant general manager.
July 12, 2014	Acquired guard Scotty Hopson and cash considerations from Cleveland in exchange for center Brendan Haywood and the draft rights to forward Dwight Powell.
July 13, 2014	Traded guard Scotty Hopson to New Orleans in exchange for cash considerations.
July 18, 2014	Signed guard Lance Stephenson.
July 21, 2014	Signed forward Marvin Williams.
July 23, 2014	Signed guard Brian Roberts.
July 25, 2014	Re-signed guard Jannero Pargo.
July 25, 2014	Signed first-round draft pick Noah Vonleh.
August 22, 2014	Signed first-round draft pick P.J. Hairston.



MODERN ERA DRAFT HISTORY

2014 NBA DRAFT

RD	PICK	PLAYER	FROM	POS	HT	WT
1	9	Noah Vonleh	Indiana	F	6-10	240
1	24	Shabazz Napier *	Connecticut	G	6-1	175
1	26	P.J. Hairston **	North Carolina	G	6-5	215
2	45	Dwight Powell***	Stanford	F	6-11	234
2	55	Semaj Christon ****/*****	Xavier	G	6-3	186

* Rights traded to Miami on June 26, 2014, in exchange for the draft rights to P.J. Hairston (26th overall) and Semaj Christon (55th overall), along with a 2019 second-round draft pick and cash considerations

** Rights acquired from Miami on June 26, 2014, along with the rights to Semaj Christon (55th overall), a 2019 second-round draft pick and cash considerations in exchange for the rights to Shabazz Napier

*** Rights traded to Cleveland along with Brendan Haywood on July 12, 2014, in exchange for Scotty Hopson and cash considerations

**** Rights acquired from Miami on June 26, 2014, along with the rights to P.J. Hairston (26th overall), a 2019 second-round draft pick and cash considerations in exchange for the rights to Shabazz Napier

***** Rights traded to Oklahoma City on June 26, 2014, in exchange for cash considerations

2013 NBA DRAFT

RD	PICK	PLAYER	FROM	POS	HT	WT
1	4	Cody Zeller	Indiana	F	7-0	240

2012 NBA DRAFT

RD	PICK	PLAYER	FROM	POS	HT	WT
1	2	Michael Kidd-Gilchrist	Kentucky	F	6-7	232
2	31	Jeffery Taylor	Vanderbilt	F	6-7	225

2011 NBA DRAFT

RD	PICK	PLAYER	FROM	POS	HT	WT
1	7	Bismack Biyombo *	Dem. Rep. of Congo	F	6-9	245
1	9	Kemba Walker	Connecticut	G	6-1	184
1	19	Tobias Harris**/****	Tennessee	F	6-8	223
2	39	Jeremy Tyler ****	Tokyo Apache	C	6-11	263

* Rights acquired from Sacramento as part of three-team trade in which Charlotte also received Corey Maggette from Milwaukee in exchange for Stephen Jackson, Shaun Livingston and the rights to Tobias Harris (19th overall),

** Pick acquired from New Orleans via Portland along with Dante Cunningham, Sean Marks, Joel Przybilla and a future first-round draft pick in exchange for Gerald Wallace on Feb. 24, 2011,

*** Rights traded to Milwaukee along with Stephen Jackson and Shaun Livingston as part of three-team trade in which Charlotte received Corey Maggette from Milwaukee and the rights to Bismack Biyombo (7th overall) from Sacramento,

**** Rights traded to Golden State in exchange for cash considerations

2009 NBA DRAFT

RD	PICK	PLAYER	FROM	POS	HT	WT
1	12	Gerald Henderson	Duke	G	6-4	215
2	40	Derrick Brown *	Xavier	F	6-8	227
2	54	Robert Vaden **	UAB	G	6-5	205

* Pick acquired from New Jersey via Oklahoma City on August 11, 2008

** Rights traded to Oklahoma City in exchange for cash considerations

2008 NBA DRAFT

RD	PICK	PLAYER	FROM	POS	HT	WT
1	9	D.J. Augustin	Texas	G	6-0	180
1	20	Alexis Ajinca *	France	C	7-0	220
2	38	Kyle Weaver**	Washington State	G	6-6	201

* Pick acquired from Denver in exchange for a future protected first-round pick on June 25, 2008

** Rights traded to Oklahoma City in exchange for a 2009 second-round draft pick (via New Jersey)

FRONT OFFICE

BALL OPS

PLAYERS

13-14 REVIEW

HISTORY

RECORDS

PLAYOFFS

NBA

MISC.



MODERN ERA DRAFT HISTORY

2007 NBA DRAFT

RD	PICK	PLAYER	FROM	POS	HT	WT
1	8	Brandon Wright*	North Carolina	F	6-9	205
1	22	Jared Dudley **	Boston College	F	6-7	225
2	36	Jermareo Davidson ***	Alabama	F	6-10	230

* Rights traded to Golden State in exchange for Jason Richardson and the rights to Jermareo Davidson (36th overall)

** Pick acquired from Cleveland (via Toronto) in exchange for Aleksandar Pavlovic on June 23, 2004

*** Acquired rights from Golden State along with Jason Richardson in exchange for the rights to Brandon Wright (8th overall)

2006 NBA DRAFT

RD	PICK	PLAYER	FROM	POS	HT	WT
1	3	Adam Morrison	Gonzaga	F	6-8	205
2	50	Ryan Hollins*	UCLA	C	7-0	230

* Pick acquired from Sacramento in exchange for Jason Hart on August 2, 2005

2005 NBA DRAFT

RD	PICK	PLAYER	FROM	POS	HT	WT
1	5	Raymond Felton	North Carolina	G	6-1	198
1	13	Sean May*	North Carolina	F	6-9	266

* Pick acquired from Phoenix (via Cleveland) in exchange for drafting Jahidi White in the 2004 Charlotte Expansion Selection

2004 NBA DRAFT

RD	PICK	PLAYER	FROM	POS	HT	WT
1	2	Emeka Okafor*	Connecticut	F/C	6-10	252
2	45	Bernard Robinson**	Michigan	F	6-6	210

* Pick acquired from L.A. Clippers in exchange for the 4th and 33rd overall picks and agreeing to draft Predrag Drobnjak in the 2004 Charlotte Expansion Selection

** Pick acquired from Milwaukee in exchange for Zaza Pachulia



CLASSIC ERA DRAFT HISTORY

2001 NBA DRAFT

RD	PICK	PLAYER	FROM	POS	HT	WT
1	16	Kirk Haston	Indiana	F	6-9	242

2000 NBA DRAFT

RD	PICK	PLAYER	FROM	POS	HT	WT
1	19	Jamaal Magloire	Kentucky	C	6-11	259

1999 NBA DRAFT

RD	PICK	PLAYER	FROM	POS	HT	WT
1	3	Baron Davis	UCLA	G	6-3	212
2	43	Lee Nailon	Texas Christian	F	6-9	241

1998 NBA DRAFT

RD	PICK	PLAYER	FROM	POS	HT	WT
1	21	Ricky Davis	Iowa	G	6-7	202
2	50	Andrew Betts	Long Beach State	C	7-1	275

1997 NBA DRAFT

RD	PICK	PLAYER	FROM	POS	HT	WT
No selections 1996 NBA Draft						

1996 NBA DRAFT

RD	PICK	PLAYER	FROM	POS	HT	WT
1	13	Kobe Bryant *	Lower Merion HS	G	6-6	200
1	16	Tony Delk **	Kentucky	G	6-1	189
2	44	Malik Rose	Drexel	F	6-7	250

* Rights traded to Los Angeles Lakers on July 11, 1996, in exchange for Vlade Divac.

** Pick acquired from Miami along with Glen Rice, Khalid Reeves and Matt Geiger on November 3, 1995, in exchange for Alonzo Mourning, LeRon Ellis and Pete Myers

1995 NBA DRAFT

RD	PICK	PLAYER	FROM	POS	HT	WT
1	22	George Zidek	UCLA	C	7-0	250

1994 NBA DRAFT

RD	PICK	PLAYER	FROM	POS	HT	WT
2	38	Darrin Hancock	Kansas	F	6-7	208

1993 NBA DRAFT

RD	PICK	PLAYER	FROM	POS	HT	WT
1	17	Greg Graham *	Indiana	G	6-4	174
1	20	Scott Burrell **	Connecticut	F	6-7	218

* Rights traded to Philadelphia along with Dana Barros and Sidney Green on September 3, 1993, in exchange for Hersey Hawkins

** Pick acquired from San Antonio along with Sidney Green and a 1996 second-round draft pick on December 9, 1992, in exchange for J.R. Reid

1992 NBA DRAFT

RD	PICK	PLAYER	FROM	POS	HT	WT
1	2	Alonzo Mourning	Georgetown	C	6-10	240
2	35	Tony Bennett	Wisconsin-Green Bay	G	6-0	175

FRONT OFFICE

BALL OPS

PLAYERS

13-14 REVIEW

HISTORY

RECORDS

PLAYOFFS

NBA

MISC.



CLASSIC ERA DRAFT HISTORY

1991 NBA DRAFT

RD	PICK	PLAYER	FROM	POS	HT	WT
1	1	Larry Johnson	UNLV	F	6-7	250
2	28	Kevin Lynch *	Minnesota	G/F	6-5	200

* Pick acquired from Denver on September 11, 1989, in exchange for Tim Kempton

1990 NBA DRAFT

RD	PICK	PLAYER	FROM	POS	HT	WT
1	5	Kendall Gill	Illinois	G	6-5	204
2	39	Steve Scheffler	Purdue	C	6-9	253

1989 NBA DRAFT

RD	PICK	PLAYER	FROM	POS	HT	WT
1	5	J.R. Reid	North Carolina	F/C	6-9	256
2	29	Dyron Nix *	Tennessee	F	6-7	210

* Rights traded to Indiana on June 27, 1989, in exchange for Stuart Gray

1988 NBA DRAFT

RD	PICK	PLAYER	FROM	POS	HT	WT
1	8	Rex Chapman	Kentucky	G	6-4	185
2	34	Tom Tolbert	Arizona	F	6-7	235
3	58	Jeff Moore	Auburn	F	6-7	205



NBA AWARDS AND HONORS

ALL-NBA TEAM

Larry Johnson	Second Team	1992-93
Glen Rice	Second Team	1996-97
Anthony Mason	Second Team	1996-97
Glen Rice	Third Team	1997-98
Eddie Jones	Third Team	1999-2000
Al Jefferson	Third Team	2013-14

ALL-DEFENSIVE TEAM

Anthony Mason	Second Team	1996-97
Eddie Jones	Second Team	1998-99
Eddie Jones	Second Team	1999-2000
P.J. Brown	Second Team	2000-01
Gerald Wallace	First Team	2009-10

SIXTH MAN OF THE YEAR

Dell Curry	1993-94
------------	---------

ROOKIE OF THE YEAR

Larry Johnson	1991-92
Emeka Okafor	2004-05

ALL-ROOKIE TEAM

Rex Chapman	Second Team	1988-89
J.R. Reid	Second Team	1989-90
Kendall Gill	First Team	1990-91
Larry Johnson	First Team	1991-92
Alonzo Mourning	First Team	1992-93
Emeka Okafor	First Team	2004-05
Raymond Felton	Second Team	2005-06
Walter Herrmann	Second Team	2006-07
Adam Morrison	Second Team	2006-07
D.J. Augustin	Second Team	2008-09
Michael Kidd-Gilchrist	Second Team	2012-13

EXECUTIVE OF THE YEAR

Bob Bass	1996-97
----------	---------

ALL-STAR GAME MVP

Glen Rice	1997
-----------	------

PLAYER OF THE MONTH

Glen Rice	February 1997
Jamal Mashburn	March 2002
Al Jefferson	March 2014, April 2014

COACH OF THE MONTH

Dave Cowens	April 1997
Paul Silas	April 2000
Larry Brown	January 2010
Steve Clifford	April 2014

ROOKIE OF THE MONTH

Larry Johnson	December 1991, February 1992, March 1992
Alonzo Mourning	March 1993, April 1993
Emeka Okafor	November 2004, December 2004, April 2005
Raymond Felton	February 2006, March 2006, April 2006
Adam Morrison	November 2006
Walter Herrmann	April 2007
Michael Kidd-Gilchrist	November 2012

PLAYER OF THE WEEK

Larry Johnson	Week ending March 22, 1992
Larry Johnson	Week ending February 14, 1993
Alonzo Mourning	Week ending April 18, 1993
Larry Johnson	Week ending April 25, 1993
Larry Johnson	Week ending January 15, 1995
Glen Rice	Week ending January 5, 1997
Glen Rice	Week ending February 2, 1997
Glen Rice	Week ending December 14, 1997
Baron Davis	Week ending November 26, 2000
Gerald Wallace	Week ending November 28, 2005
Gerald Wallace	Week ending March 25, 2007
Gerald Wallace	Week ending April 8, 2007
Gerald Wallace	Week ending January 20, 2008
Jason Richardson	Week ending March 9, 2008
Jason Richardson	Week ending March 30, 2008
Gerald Wallace	Week ending November 29, 2009
Stephen Jackson	Week ending January 17, 2010
Kemba Walker	Week ending February 23, 2014
Al Jefferson	Week ending March 16, 2014
Al Jefferson	Week ending April 6, 2014

FRONT OFFICE

BALL OPS

PLAYERS

13-14 REVIEW

HISTORY

RECORDS

PLAYOFFS

NBA

MISC.



HORNETS AT ALL-STAR WEEKEND

EASTERN CONFERENCE ALL-STAR TEAM

Larry Johnson	Starter	1993
Alonzo Mourning (DNP)	Reserve	1994
Larry Johnson	Reserve	1995
Alonzo Mourning	Reserve	1995
Glen Rice	Reserve	1996
Glen Rice*	Reserve	1997
Glen Rice	Reserve	1998
Eddie Jones	Starter	2000
Baron Davis	Reserve	2002
Gerald Wallace	Reserve	2010

* Rice named All-Star MVP

ROOKIE GAME/ROOKIE CHALLENGE/
RISING STARS CHALLENGE

George Zidek	Rookie	1996
Baron Davis	Sophomore	2001
Lee Nailon	Sophomore	2002
Emeka Okafor (DNP)	Rookie	2005
Emeka Okafor (DNP)	Sophomore	2006
Raymond Felton	Sophomore	2007
Adam Morrison	Rookie	2007
Kemba Walker	Team Shaq	2012
Michael Kidd-Gilchrist	Team Shaq	2013
Kemba Walker	Team Shaq	2013

THREE-POINT SHOOTOUT

Dell Curry	Tied for fifth place	1992
Dell Curry	Tied for sixth place	1994
Scott Burrell	Third place	1995
Glen Rice	Tied for sixth place	1996
Glen Rice	Third place	1997
Glen Rice	Tied for seventh place	1998

SLAM DUNK CONTEST

Rex Chapman	Sixth place	1990
Rex Chapman	Third place	1991
Kendall Gill	Eighth place	1991
Larry Johnson	Second place	1992
Ricky Davis	Fourth place	2000
Baron Davis	Third place	2001
Gerald Wallace	Tied for third place	2010

2BALL COMPETITION

Glen Rice/Andrea Stinson	Fifth place	1998
David Wesley/Dawn Staley	Third place	2001

RECORDS





TEAM HIGHS

TEAM HIGHS

POINTS

Game	141	vs. L.A. Lakers	11/24/93
Half	75	vs. Philadelphia (2nd)	4/12/93
	75	vs. New Jersey (1st)	1/2/93
Quarter	44	vs. Golden State (1st)	2/6/92
Overtime	20	at Golden State	1/28/11

REBOUNDS

Game	68	vs. Houston	12/20/91
Half	40	vs. Chicago (2nd)	1/9/01
Quarter	23	vs. Atlanta (4th)	1/9/02
Overtime	11	at Washington	1/30/93

OFFENSIVE REBOUNDS

Game	29	vs. Houston	12/20/91
Half	18	vs. Chicago (2nd)	1/9/01
Quarter	12	vs. Miami (4th)	4/5/13
Overtime	4	Six times	

DEFENSIVE REBOUNDS

Game	46	at Cleveland*	4/5/14
	46	at Denver	1/29/14
	46	vs. Denver	12/12/92
Half	28	vs. Dallas (1st)	11/17/99
	28	vs. Denver (1st)	12/12/92
Quarter	19	vs. Denver (2nd)	12/12/92
Overtime	9	at Washington	1/30/93

ASSISTS

Game	42	vs. Dallas	2/11/14
Half	24	vs. Sacramento (2nd)	12/2/97
	24	at Cleveland (1st)	4/9/89
Quarter	17	vs. Golden State (1st)	2/6/92
Overtime	6	vs. Philadelphia	5/4/99

STEALS

Game	24	at Houston	11/20/89
Half	14	vs. Denver (2nd)	2/19/92
	14	at Houston (2nd)	11/30/89
Quarter	10	vs. Denver (3rd)	2/19/92
Overtime	3	Five times	

TURNOVERS

Game	33	at Washington	11/23/93
Half	19	at Washington (2nd)	11/23/93
Quarter	12	vs. Miami (3rd)	12/28/11
Overtime	5	vs. Milwaukee	2/6/99
	5	vs. Minnesota	4/12/91

BLOCKED SHOTS

Game	16	vs. Toronto	11/25/09
Half	11	vs. Toronto (2nd)	12/14/10
Quarter	8	vs. Golden State (3rd)	12/8/99
Overtime	2	Several times	

PERSONAL FOULS

Game	39	vs. New York*	11/2/90
	39	at Cleveland	4/9/89
Half	29	vs. New York (2nd)	11/2/90
Quarter	18	vs. New York (4th)	10/31/97
Overtime	11	vs. Portland	2/9/07

FIELD GOALS MADE

Game	58	vs. Golden State	2/6/92
Half	34	vs. Golden State (1st)	2/6/92
Quarter	20	vs. Golden State (1st)	2/6/92
Overtime	7	at Golden State	1/28/11
	7	vs. Golden State	11/20/92
	7	at Philadelphia	1/16/89

FIELD GOALS ATTEMPTED

Game	112	vs. L.A. Lakers***	12/29/06
Half	63	vs. Houston (2nd)	12/20/91
Quarter	34	vs. Houston (2nd)	12/20/91
	34	vs. Golden State (1st)	2/26/91
	34	vs. Golden State (1st)	4/8/90
Overtime	13	at Atlanta	12/28/13

FIELD GOAL PERCENTAGE

Game	.658	at Memphis (50-76)	12/19/08
Half	.739	vs. Golden State (1st) (34-46)	2/6/92
Quarter	.923	vs. Detroit (3rd) (12-13)	2/18/95
Overtime	.875	at Golden State (7-8)	1/28/11

THREE-POINT FIELD GOALS MADE

Game	15	vs. Boston	4/9/97
Half	10	at Portland (2nd)	12/14/95
	10	vs. Minnesota (2nd)	12/9/95
	10	at Miami (2nd)	12/1/95
Quarter	8	at Philadelphia (4th)	4/2/14
Overtime	3	at Miami	4/8/07
	3	at Orlando	3/8/96
	3	at Detroit	12/30/95

THREE-POINT FIELD GOALS ATTEMPTED

Game	31	at Orlando*	3/8/96
Half	21	at Orlando (2nd)	3/8/96
	21	at Portland (2nd)	12/14/95
Quarter	14	at Boston (4th)	11/22/95
Overtime	6	at Atlanta	12/28/13
	6	at Seattle	3/7/02
	6	at Orlando	3/8/96

THREE-POINT FIELD GOAL PERCENTAGE

Game	1.000	vs. Sacramento (2-2)	1/10/91
	1.000	at L.A. Clippers (1-1)	3/18/90
Half	1.000	Seven times	
Quarter	1.000	Several times	
Overtime	1.000	Several times	

*Denotes Number of Overtime Periods



TEAM HIGHS continued

FREE THROWS MADE

Game	43	at Golden State	12/2/05
Half	32	vs. Chicago (2nd)	1/9/01
Quarter	21	vs. Cleveland (4th)	12/8/07
Overtime	10	Five times	

FREE THROWS ATTEMPTED

Game	55	at Toronto	1/17/00
Half	36	vs. Orlando (2nd)	11/6/04
	36	vs. Phoenix (2nd)	1/27/98
Quarter	28	at Indiana (3rd)	3/27/98
Overtime	13	vs. Chicago	12/16/08

TEAM LOWS

POINTS

Game	59	at Boston	10/28/09
Half	19	vs. New York (2nd)	11/11/00
Quarter	6	at Milwaukee (2nd)	2/27/96
Overtime	2	at Denver	1/13/97
	2	at Boston	2/28/96
	2	at Miami	12/1/95
	2	at Phoenix	1/15/90

REBOUNDS

Game	21	at Utah	3/5/07
	21	at Cleveland	2/13/96
	21	at Seattle	2/27/95
Half	9	Six times	
Quarter	1	vs. Atlanta (2nd)	1/20/07
	1	vs. Portland (2nd)	11/19/97
	1	at Boston (1st)	1/6/89
Overtime	1	Five times	

OFFENSIVE REBOUNDS

Game	1	vs. Chicago	1/5/10
Half	0	Several times	
Quarter	0	Several times	
Overtime	0	Several times	

DEFENSIVE REBOUNDS

Game	11	vs. Indiana	2/2/94
Half	5	Six times	
Quarter	1	Several times	
Overtime	0	at New Jersey	4/15/08
	0	vs. New Jersey	3/24/07
	0	at Detroit	12/30/95

ASSISTS

Game	8	at Miami	3/20/10
Half	2	at Miami (2nd)	3/24/13
Quarter	0	Several times	
Overtime	0	Several times	

STEALS

Game	0	vs. Atlanta	3/6/09
Half	0	Several times	
Quarter	0	Several times	
Overtime	0	Several times	

FREE THROW PERCENTAGE

Game	1.000	vs. Philadelphia (24-24)	1/19/94
	1.000	at L.A. Lakers (9-9)	3/4/11
Half	1.000	Several times	
Quarter	1.000	Several times	
Overtime	1.000	Several times	

TURNOVERS

Game	5	Seven times	
Half	1	Several times	
Quarter	0	Several times	
Overtime	0	Several times	

BLOCKED SHOTS

Game	0	Several times	
Half	0	Several times	
Quarter	0	Several times	
Overtime	0	Several times	

PERSONAL FOULS

Game	9	vs. Toronto	1/20/14
Half	2	at Washington (1st)	3/12/14
	2	at Atlanta (1st)	1/22/10
	2	vs. New Jersey (1st)	11/2/09
	2	vs. Minnesota (1st)	4/8/08
Quarter	0	Several times	
Overtime	0	Six times	

FIELD GOALS MADE

Game	21	at Miami	3/20/10
	21	vs. Toronto	2/10/06
Half	6	at New York (2nd)	11/11/00
Quarter	1	at Toronto (4th)	3/15/13
	1	at Washington (3rd)	12/20/10
	1	at New York (3rd)	11/11/00
	1	vs. Utah (3rd)	2/8/90
Overtime	1	Several times	

FIELD GOALS ATTEMPTED

Game	57	vs. Detroit	4/14/99
Half	25	vs. Miami (2nd)	12/20/00
	25	at Milwaukee (2nd)	4/16/99
	25	at Miami (1st)	11/12/96
Quarter	9	vs. Cleveland (4th)	12/8/07
	9	vs. Indiana (4th)	3/28/97
	9	vs. New Jersey (4th)	3/26/90
Overtime	4	Six times	

*Denotes Number of Overtime Periods



TEAM LOWS

TEAM LOWS continued

FIELD GOAL PERCENTAGE

Game	.282	at Seattle (22-78)	2/19/08
Half	.165	at Miami (2nd) (6-36)	3/20/10
Quarter	.053	vs. Utah (3rd) (1-19)	2/8/90
Overtime	.091	at Seattle (1-11)	3/7/02

THREE-POINT FIELD GOALS MADE

Game	0	Several times
Half	0	Several times
Quarter	0	Several times
Overtime	0	Several times

THREE-POINT FIELD GOALS ATTEMPTED

Game	0	vs. Boston	2/1/91
	0	vs. Cleveland	4/4/88
Half	0	Several times	
Quarter	0	Several times	
Overtime	0	Several times	

THREE-POINT FIELD GOAL PERCENTAGE

Game	.000	Several times
Half	.000	Several times
Quarter	.000	Several times
Overtime	.000	Several times

FREE THROWS MADE

Game	5	Seven times	
Half	0	vs. Dallas (1st)	1/17/01
	0	vs. Phoenix (1st)	3/8/94
	0	vs. Houston (1st)	11/24/89
Quarter	0	Several times	
Overtime	0	Several times	

FREE THROWS ATTEMPTED

Game	6	vs. Orlando	4/19/98
	6	vs. Houston	4/10/90
Half	0	vs. Dallas (1st)	1/17/01
	0	vs. Houston (1st)	11/24/89
Quarter	0	Several times	
Overtime	0	Several times	

FREE THROW PERCENTAGE

Game	.450	vs. Detroit (9-20)	4/10/11
	.450	at Atlanta (9-20)	1/15/05
Half	.000	vs. Phoenix (1st) (0-2)	3/8/94
Quarter	.000	Several times	
Overtime	.000	Several times	

*Denotes Number of Overtime Periods

FRONT OFFICE

BBALL OPS

PLAYERS

13-14 REVIEW

HISTORY

RECORDS

PLAYOFFS

NBA

MISC.



INDIVIDUAL HIGHS

POINTS

Game	48	Glen Rice vs. Boston*	3/6/97
Half	28	Kelly Tripucka vs. Indiana (2nd)	12/14/88
	28	Glen Rice vs. Miami (2nd)	1/2/98
	28	Glen Rice vs. Phoenix (1st)	2/19/97
Quarter	21	Baron Davis vs. Cleveland (4th)	8/31/01
	21	David Wesley at Houston (1st)	12/29/97
Overtime	12	Larry Johnson vs. Toronto	11/11/95

REBOUNDS

Game	25	Emeka Okafor vs. L.A. Lakers***	12/29/06
Half	15	Emeka Okafor vs. New York (2nd)	12/4/04
	15	Matt Geiger vs. Philadelphia (2nd)	1/27/96
Quarter	13	Kurt Rambis vs. Indiana (1st)	2/18/89
Overtime	6	Al Jefferson at Washington	4/9/14

OFFENSIVE REBOUNDS

Game	11	Four Times	
Half	8	Byron Mullens at Milwaukee (2nd)	4/6/12
	8	Alonzo Mourning vs. Seattle (1st)	3/9/95
Quarter	6	Eight times	
Overtime	3	Four Times	

DEFENSIVE REBOUNDS

Game	20	Larry Johnson vs. L.A. Lakers	11/24/93
Half	13	Emeka Okafor vs. New York (2nd)	12/4/04
Quarter	10	Elden Campbell vs. Chicago (3rd)	3/15/00
Overtime	4	Al Jefferson at Washington	4/9/14
	4	Al Jefferson vs. Brooklyn	3/26/14
	4	Gerald Wallace vs. Portland	2/9/07

ASSISTS

Game	20	Brevin Knight at Cleveland*	1/11/05
Half	13	Brevin Knight vs. L.A. Lakers (2nd)	3/12/05
	13	Muggsy Bogues vs. New York (1st)	3/27/89
Quarter	11	Michael Holton vs. Philadelphia (1st)	12/1/89
Overtime	5	D.J. Augustin at Golden State	1/28/11

STEALS

Game	9	Eddie Jones vs. Indiana	11/4/99
Half	7	Jason Richardson at New Jersey (1st)	4/15/08
Quarter	5	Gerald Wallace vs. Milwaukee (2nd)	1/13/06
	5	Eddie House at Boston (1st)	11/12/04
	5	Eddie Jones vs. Indiana (3rd)	11/4/99
	5	Eddie Jones at Milwaukee (4th)	4/16/99
Overtime	2	Ben Gordon at Detroit	1/6/13
	2	D.J. Augustin at Golden State	1/28/11

TURNOVERS

Game	9	Stephen Jackson vs. Detroit	12/27/10
	9	Raymond Felton vs. Cleveland*	3/20/07
Half	6	Several times	
Quarter	5	Six times	
Overtime	2	Several times	

TURNOVERS

Game	9	Stephen Jackson vs. Detroit	12/27/10
	9	Raymond Felton vs. Cleveland*	3/20/07
Half	6	Several times	
Quarter	5	Six times	
Overtime	2	Several times	

BLOCKED SHOTS

Game	12	Vlade Divac vs. New Jersey	2/12/97
Half	8	Emeka Okafor at New York (1st)	1/12/07
	8	Vlade Divac vs. New Jersey (2nd)	2/12/97
Quarter	5	Six times	
Overtime	2	Emeka Okafor vs. Atlanta	2/13/08
	2	Elden Campbell vs. San Antonio	12/23/00
	2	Vlade Divac vs. Golden State	3/22/97

PERSONAL FOULS

Game	6	Several times	
Half	6	Scott Burrell vs. Boston (2nd)	11/22/95
Quarter	5	Seven times	
Overtime	5	Matt Carroll vs. Portland	2/9/07

FIELD GOALS MADE

Game	18	Al Jefferson at Miami	3/3/14
	18	Al Jefferson at L.A. Lakers	1/31/14
	18	Glen Rice vs. Boston*	3/6/97
Half	12	Jamal Mashburn vs. New Jersey (1st)	2/27/02
Quarter	9	Gerald Wallace vs. Milwaukee (3rd)	11/2/07
	9	Dell Curry at Philadelphia (2nd)	4/14/89
Overtime	4	Jamal Mashburn vs. Cleveland	12/26/00
	4	Glen Rice vs. Phoenix	1/27/98
	4	Dell Curry vs. Golden State	11/20/92

FIELD GOALS ATTEMPTED

Game	32	Al Jefferson at L.A. Lakers	1/31/14
	32	Jason Richardson vs. Golden State	3/5/08
	32	Rex Chapman at New York	11/27/89
Half	20	Rex Chapman at New York (2nd)	11/27/89
Quarter	13	D.J. Augustin vs. Washington (3rd)	4/3/11
Overtime	6	Kemba Walker at Orlando	3/28/14
	6	Elden Campbell vs. L.A. Clippers	1/11/02
	6	Dell Curry vs. Golden State	11/20/92

THREE-POINT FIELD GOALS MADE

Game	8	Ben Gordon vs. Portland*	12/3/12
Half	7	Ben Gordon vs. Portland (2nd)	12/3/12
Quarter	5	Ben Gordon at Atlanta (4th)	11/28/12
Overtime	3	Larry Johnson at Detroit	12/30/95

THREE-POINT FIELD GOALS ATTEMPTED

Game	13	Five times	
Half	9	Five times	
Quarter	7	Ben Gordon at Atlanta (4th)	11/28/12
	7	Baron Davis vs. New Jersey (4th)	1/5/02
	7	Dell Curry vs. Houston (4th)	2/1/96
Overtime	4	Glen Rice at Orlando	3/8/96
	4	Larry Johnson at Detroit	12/30/95

*Denotes Number of Overtime Periods

FRONT OFFICE

BALL OPS

PLAYERS

13-14 REVIEW

HISTORY

RECORDS

PLAYOFFS

NBA

MISC.



OPPONENTS TEAM HIGHS/LOWS

FRONT OFFICE

BBALL OPS

PLAYERS

13-14 REVIEW

HISTORY

RECORDS

PLAYOFFS

NBA

MISC.

OPPONENTS TEAM HIGHS

POINTS

Game	146	at Boston	2/7/90
Half	81	vs. Orlando (2nd)	1/26/94
Quarter	48	at Atlanta (3rd)	1/4/94
Overtime	21	vs. Portland	2/9/07

REBOUNDS

Game	75	at New York	3/7/92
------	----	-------------	--------

OFFENSIVE REBOUNDS

Game	31	at New Jersey	3/17/91
------	----	---------------	---------

DEFENSIVE REBOUNDS

Game	52	at New York	3/7/92
	52	vs. Boston*	4/17/89

ASSISTS

Game	47	at Phoenix	11/29/91
------	----	------------	----------

STEALS

Game	20	at Houston	2/10/07
------	----	------------	---------

TURNOVERS

Game	32	vs. Indiana	11/4/99
------	----	-------------	---------

BLOCKED SHOTS

Game	18	at New Orleans	11/2/13
------	----	----------------	---------

PERSONAL FOULS

Game	39	vs. Boston*	11/5/05
------	----	-------------	---------

FIELD GOALS MADE

Game	62	vs. Orlando	1/26/94
------	----	-------------	---------

FIELD GOALS ATTEMPTED

Game	117	at Seattle	3/4/93
------	-----	------------	--------

FIELD GOAL PERCENTAGE

Game	.684	vs. Chicago (52-76)	2/22/89
------	------	---------------------	---------

THREE-POINT FIELD GOALS MADE

Game	21	at Portland	1/2/14
------	----	-------------	--------

THREE-POINT FIELD GOALS ATTEMPTED

Game	41	vs. New York	12/5/12
------	----	--------------	---------

THREE-POINT FIELD GOAL PERCENTAGE

Game	1.000	Eight times	
------	-------	-------------	--

FREE THROWS MADE

Game	43	vs. Atlanta	4/10/89
------	----	-------------	---------

FREE THROWS ATTEMPTED

Game	56	at Cleveland	4/9/89
------	----	--------------	--------

FREE THROW PERCENTAGE

Game	1.000	Five times	
------	-------	------------	--

*Denotes Number of Overtime Periods

OPPONENTS TEAM LOWS

POINTS

Game	56	vs. Miami	12/20/00
Half	26	vs. Miami (1st)	12/20/00
Quarter	7	vs. New Jersey (3rd)	11/2/09
	7	vs. New Orleans (2nd)	11/7/08
	7	vs. Miami (2nd)	12/23/95
Overtime	0	at Denver	1/13/97

REBOUNDS

Game	18	at Detroit	11/28/01
------	----	------------	----------

OFFENSIVE REBOUNDS

Game	3	Six times	
------	---	-----------	--

DEFENSIVE REBOUNDS

Game	13	at Detroit	11/28/01
------	----	------------	----------

ASSISTS

Game	8	vs. Portland	11/14/09
------	---	--------------	----------

STEALS

Game	0	vs. Indiana	3/5/14
	0	vs. Atlanta	12/21/96

TURNOVERS

Game	4	at Indiana	3/27/98
------	---	------------	---------

BLOCKED SHOTS

Game	0	Several times	
------	---	---------------	--

PERSONAL FOULS

Game	9	vs. Memphis	1/19/86
------	---	-------------	---------

FIELD GOALS MADE

Game	19	vs. Miami	12/20/00
------	----	-----------	----------

FIELD GOALS ATTEMPTED

Game	57	vs. Cleveland	12/26/97
	57	at Indiana	11/22/97

FIELD GOAL PERCENTAGE

Game	.270	at Toronto (24-89)	11/20/00
------	------	--------------------	----------



FRONT OFFICE

BALL OPS

PLAYERS

13-14 REVIEW

HISTORY

RECORDS

PLAYOFFS

NBA

MISC.

OPPONENTS TEAM LOWS

THREE-POINT FIELD GOALS MADE

Game 0 Several times

THREE-POINT FIELD GOALS ATTEMPTED

Game 0 Several times

THREE-POINT FIELD GOAL PERCENTAGE

Game .000 Several times

FREE THROWS MADE

Game 0 at Toronto 1/9/96

FREE THROWS ATTEMPTED

Game 3 at Toronto 1/9/96

FREE THROWS ATTEMPTED

Game .000 at Toronto (0-3) 1/9/96

*Denotes Number of Overtime Periods

OPPONENTS INDIVIDUAL HIGHS

POINTS

Game	62	Carmelo Anthony at New York	1/24/14
Half	40	Deron Williams vs. New Jersey (2nd)	3/4/12
Quarter	26	Will Bynum at Detroit (4th)	4/5/09
Overtime	12	Jarrett Jack vs. Portland	2/9/07

REBOUNDS

Game 32 Dennis Rodman vs. Detroit 1/28/92

OFFENSIVE REBOUNDS

Game 14 Shaquille O'Neal vs. Orlando* 11/9/94

DEFENSIVE REBOUNDS

Game 23 Dikembe Mutombo at Denver ** 3/26/96

ASSISTS

Game 20 Kevin Johnson at Phoenix 3/21/90

STEALS

Game 9 Rafer Alston at Houston 2/10/07

TURNOVERS

Game 12 Paul Pierce at Boston* 11/8/06

BLOCKED SHOTS

Game 11 David Robinson vs. San Antonio 2/2/90

PERSONAL FOULS

Game 6 Several times

FIELD GOALS MADE

Game 23 Carmelo Anthony at New York 1/24/14

FIELD GOALS ATTEMPTED

Game 45 Kobe Bryant vs. L.A. Lakers*** 12/29/06

THREE-POINT FIELD GOALS MADE

Game 10 Ray Allen at Milwaukee 4/14/02

THREE-POINT FIELD GOALS ATTEMPTED

Game 16 Stephen Curry vs. Golden State 12/9/13

FREE THROWS MADE

Game	21	Deron Williams vs. New Jersey	3/4/12
	21	Reggie Miller vs. Indiana	11/28/92

FREE THROWS ATTEMPTED

Game	23	LeBron James at Cleveland*	3/22/06
	23	Reggie Miller vs. Indiana	11/28/92

MINUTES PLAYED

Game 58 Ron Mercer vs. Chicago*** 1/9/01

*Denotes Number of Overtime Periods



MISCELLANEOUS STATS

MISCELLANEOUS STATS

BIGGEST VICTORIES

52	136-84	vs. Philadelphia	2/27/92
43	111-68	at New York	1/21/02
42	101-59	vs. Sacramento	1/10/90

BIGGEST DEFEATS

50	87-137	at Milwaukee	1/10/00
45	69-114	at Oklahoma City	11/26/12
44	68-112	at Portland	2/1/12

BIGGEST COMEBACKS IN WINS

22		at Atlanta	2/12/11
22		at Boston	11/26/95
21		vs. Golden State	11/20/92
21		at Milwaukee	3/4/92

LONGEST WINNING STREAKS

10	2/21/98 to 3/13/98
9	4/2/97 to 4/16/97
9	4/7/97 to 4/21/97

LONGEST HOME WINNING STREAKS

13	11/22/94 to 1/20/95
12	11/22/00 to 1/9/01
9	2/4/92 to 3/10/92
9	12/22/09 to 1/20/10

LONGEST ROAD WINNING STREAKS

7	2/21/98 to 3/24/98
7	4/10/00 to 11/8/00
6	3/15/97 to 4/16/97

LONGEST LOSING STREAKS

23	3/19/12 to 4/26/12
18	11/26/12 to 12/29/12
16	1/16/12 to 2/15/12

LONGEST HOME LOSING STREAKS

16	11/21/12 to 1/25/13
14	3/19/12 to 4/26/12
14	2/28/89 to 11/3/89

LONGEST ROAD LOSING STREAKS

17	4/23/89 to 1/16/90
14	1/11/13 to 4/12/13
14	1/2/06 to 2/27/06

MOST CONSECUTIVE GAMES PLAYED

337	David Wesley	11/25/97 to 11/17/01
268	Boris Diaw	12/13/08 to 3/4/12
246	Baron Davis	11/2/99 to 4/17/02

MOST CONSECUTIVE GAMES STARTED

337	David Wesley	11/25/97 to 11/17/01
245	Boris Diaw	12/13/08 to 1/13/12
183	Larry Johnson	11/13/91 to 12/27/93

MOST CONSECUTIVE DOUBLE-FIGURE SCORING

135	Glen Rice	11/9/96 to 2/28/98
76	Larry Johnson	11/17/92 to 4/24/93
67	Kelly Tripucka	11/8/88 to 4/18/89

MOST CONSECUTIVE DOUBLE-FIGURE REBOUNDING

19	Emeka Okafor	11/21/04 to 1/1/05
10	Emeka Okafor	3/19/05 to 4/13/05
9	Al Jefferson	3/31/14 to 4/16/14
9	P.J. Brown	2/24/01 to 3/12/01
9	P.J. Brown	12/20/00 to 1/5/01
9	Larry Johnson	1/28/92 to 2/17/92

MOST CONSECUTIVE DOUBLE-FIGURE ASSISTS

12	Muggsy Bogues	1/26/94 to 2/24/94
8	Muggsy Bogues	11/5/94 to 11/22/94
7	Kenny Anderson	2/6/96 to 2/21/96

MOST CONSECUTIVE 20-PLUS POINT GAMES

28	Glen Rice	2/11/97 to 4/9/97
14	Kendall Gill	12/20/91 to 1/20/92
13	Larry Johnson	12/1/92 to 12/28/92

MOST CONSECUTIVE DOUBLE-DOUBLES

19	Emeka Okafor	11/21/04 to 1/1/05
10	Emeka Okafor	3/19/05 to 4/13/05
9	Al Jefferson	3/31/14 to 4/16/14
9	Larry Johnson	1/28/92 to 2/17/92

TOP SCORING GAMES OFF THE BENCH

34	Ben Gordon	at New Orleans	11/9/12
33	Dell Curry	at Washington	1/30/93
32	Sean May	vs. Orlando	12/14/06
32	Brad Miller	at Boston	5/5/99
32	Ricky Davis	at Boston	5/5/99

MOST CONSECUTIVE GAMES WITH A THREE-POINTER

46	Baron Davis	4/15/01 to 1/26/02
33	Jason Richardson	11/11/07 to 1/16/08
32	Jumaine Jones	1/16/06 to 3/22/06
32	Glen Rice	11/4/95 to 1/11/96

MOST CONSECUTIVE THREE-POINTERS MADE

9	Anthony Tolliver	1/10/14 to 1/15/14
9	Raymond Felton	11/28/09 to 12/12/09
9	Bryce Drew	1/21/02 to 1/26/02

MOST CONSECUTIVE FREE THROWS MADE

43	Dell Curry	1/31/97 to 3/26/97
43	Dell Curry	11/5/94 to 12/16/94
42	D.J. Augustin	12/6/08 to 12/23/08



CAREER AND SEASON RECORDS

GAMES PLAYED

Career	701	Dell Curry	1988-98
	632	Muggsy Bogues	1988-98
	454	Gerald Wallace	2004-11

GAMES STARTED

Career	501	Muggsy Bogues	1988-98
	445	Gerald Wallace	2004-11
	369	Raymond Felton	2005-10

MINUTES PLAYED

Career	19768	Muggsy Bogues	1988-98
	17613	Dell Curry	1988-98
	16718	Gerald Wallace	2004-11
Season	3362	Glen Rice	1996-97
	3323	Larry Johnson	1992-93
	3318	Baron Davis	2001-02

POINTS

Career	9839	Dell Curry	1988-98
	7437	Gerald Wallace	2004-11
	7405	Larry Johnson	1991-96
Season	2115	Glen Rice	1996-97
	1826	Glen Rice	1997-98
	1810	Larry Johnson	1992-93

REBOUNDS

Career	3516	Emeka Okafor	2004-09
	3479	Larry Johnson	1991-96
	3398	Gerald Wallace	2004-11
Season	899	Larry Johnson	1991-92
	876	Emeka Okafor	2007-08
	864	Larry Johnson	1992-93

OFFENSIVE REBOUNDS

Career	1186	Larry Johnson	1991-96
	1157	Emeka Okafor	2004-09
	775	Gerald Wallace	2004-11
Season	323	Larry Johnson	1991-92
	281	Larry Johnson	1992-93
	275	Emeka Okafor	2008-09
	275	Emeka Okafor	2004-05

DEFENSIVE REBOUNDS

Career	2623	Gerald Wallace	2004-11
	2359	Emeka Okafor	2004-09
	2293	Larry Johnson	1991-96
Season	649	Anthony Mason	1997-98
	643	Anthony Mason	1996-97
	636	Al Jefferson	2013-14

ASSISTS

Career	5557	Muggsy Bogues	1988-98
	2573	Raymond Felton	2005-10
	1911	David Wesley	1997-2002
Season	867	Muggsy Bogues	1989-90
	780	Muggsy Bogues	1993-94
	743	Muggsy Bogues	1991-92

STEALS

Career	1067	Muggsy Bogues	1988-98
	827	Gerald Wallace	2004-11
	747	Dell Curry	1988-98
Season	192	Eddie Jones	1999-00
	172	Baron Davis	2001-02
	170	Baron Davis	2000-01
	170	Muggsy Bogues	1991-92

TURNOVERS

Career	1118	Muggsy Bogues	1988-98
	1024	Gerald Wallace	2004-11
	1021	Raymond Felton	2005-10
Season	246	Baron Davis	2001-02
	241	Alonzo Mourning	1994-95
	236	Kelly Tripucka	1988-89
	236	Alonzo Mourning	1992-93

BLOCKED SHOTS

Career	684	Alonzo Mourning	1992-95
	621	Emeka Okafor	2004-09
	531	Gerald Wallace	2004-11
Season	271	Alonzo Mourning	1992-93
	225	Alonzo Mourning	1994-95
	188	Alonzo Mourning	1993-94

PERSONAL FOULS

Career	1357	Dell Curry	1988-98
	1254	Gerald Wallace	2004-11
	1222	Muggsy Bogues	1988-98
Season	292	J.R. Reid	1989-90
	290	Matt Geiger	1995-96
	286	J.R. Reid	1990-91
	286	Alonzo Mourning	1992-93

FIELD GOALS MADE

Career	3951	Dell Curry	1988-98
	2858	Larry Johnson	1991-96
	2586	Gerald Wallace	2004-11
Season	728	Larry Johnson	1992-93
	722	Glen Rice	1996-97
	700	Al Jefferson	2013-14

FIELD GOALS ATTEMPTED

Career	8559	Dell Curry	1988-98
	5759	Larry Johnson	1991-96
	5422	Gerald Wallace	2004-11
Season	1513	Glen Rice	1996-97
	1468	Jason Richardson	2007-08
	1427	Kendall Gill	1991-92

FIELD GOAL PERCENTAGE

Career	.529	Kenny Gattison (1297-2454)	1989-95
	.523	Armon Gilliam (627-1199)	1989-91
	.515	Nazr Mohammed (633-1229)	2007-11
Season	.564	Dave Hoppen (199-353)	1988-89
	.561	Emeka Okafor (433-772)	2008-09
	.553	Nazr Mohammed (189-342)	2009-10

FRONT OFFICE

BALL OPS

PLAYERS

13-14 REVIEW

HISTORY

RECORDS

PLAYOFFS

NBA

MISC.



CAREER AND SEASON RECORDS

CAREER AND SEASON RECORDS *continued*

THREE-POINT FIELD GOALS MADE

Career	929	Dell Curry	1988-98
	508	Glen Rice	1995-99
	390	David Wesley	1997-2002
Season	243	Jason Richardson	2007-08
	207	Glen Rice	1996-97
	171	Glen Rice	1995-96

THREE-POINT FIELD GOALS ATTEMPTED

Career	2294	Dell Curry	1988-98
	1146	Raymond Felton	2005-10
	1143	Glen Rice	1995-99
Season	599	Jason Richardson	2007-08
	478	Baron Davis	2001-02
	440	Glen Rice	1996-97

THREE-POINT FIELD GOAL PERCENTAGE*

Career	.444	Glen Rice (508-1143)	1995-99
	.410	Jason Richardson (270-658)	2007-09
	.405	Dell Curry (929-2294)	1988-98
Season	.470	Glen Rice (207-440)	1996-97
	.440	Hersey Hawkins (131-298)	1994-95
	.439	D.J. Augustin (108-246)	2008-09

FREE THROWS MADE

Career	1998	Gerald Wallace	2004-11
	1513	Larry Johnson	1991-96
	1418	Alonzo Mourning	1992-95
Season	495	Alonzo Mourning	1992-93
	490	Alonzo Mourning	1994-95
	464	Glen Rice	1996-97

FREE THROWS ATTEMPTED

Career	2752	Gerald Wallace	2004-11
	1962	Larry Johnson	1991-96
	1846	Alonzo Mourning	1992-95
Season	644	Alonzo Mourning	1994-95
	634	Alonzo Mourning	1992-93
	568	Alonzo Mourning	1993-94

FREE THROW PERCENTAGE**

Career	.879	Kelly Tripucka (902-1026)	1988-91
	.876	D.J. Augustin (684-781)	2008-12
	.864	Hersey Hawkins (627-726)	1993-95, 2000-01
Season	.910	Kelly Tripucka (152-167)	1990-91
	.906	D.J. Augustin (269-297)	2010-11
	.904	Matt Carroll (188-208)	2006-07

DOUBLE-FIGURE SCORING GAMES

Career	522	Dell Curry	1988-98
	362	Gerald Wallace	2004-11
	356	Larry Johnson	1991-96
Season	81	Larry Johnson	1992-93
	79	Glen Rice	1997-98
	78	Glen Rice	1996-97
	78	Larry Johnson	1994-95
	78	Larry Johnson	1991-92

20-PLUS POINT GAMES

Career	192	Larry Johnson	1991-96
	160	Glen Rice	1995-99
	157	Gerald Wallace	2004-11
Season	64	Glen Rice	1996-97
	54	Larry Johnson	1992-93
	50	Jason Richardson	2007-08

DOUBLE-FIGURE REBOUNDING GAMES

Career	199	Emeka Okafor	2004-09
	158	Larry Johnson	1991-96
	124	Anthony Mason	1996-2000
Season	53	Emeka Okafor	2004-05
	49	Anthony Mason	1996-97
	49	Larry Johnson	1992-93

DOUBLE-FIGURE ASSIST GAMES

Career	265	Muggsy Bogues	1988-98
	61	Brevin Knight	2004-07
	60	Raymond Felton	2005-10
Season	47	Muggsy Bogues	1989-90
	43	Muggsy Bogues	1993-94
	35	Muggsy Bogues	1992-93

DOUBLE-DOUBLES

Career	179	Emeka Okafor	2004-09
	161	Larry Johnson	1991-96
	141	Muggsy Bogues	1988-98
Season	49	Larry Johnson	1992-93
	47	Emeka Okafor	2004-05
	46	Larry Johnson	1991-92

*career min 400 att/season min 150 att

**career min 500 att/season min 150 att

***career min 1,000 att/season min 300 att

FRONT OFFICE

BBALL OPS

PLAYERS

13-14 REVIEW

HISTORY

RECORDS

PLAYOFFS

NBA

MISC.



MODERN ERA TEAM HIGHS

POINTS

Game	133	vs. L.A. Lakers***	12/29/06
Half	74	vs. Phoenix (1st)	1/16/10
	74	at Phoenix (1st)	2/25/06
Quarter	43	vs. Phoenix (1st)	1/16/10
Overtime	20	at Golden State	1/28/11

REBOUNDS

Game	64	vs. L.A. Lakers***	12/29/06
Half	36	at Milwaukee (2nd)	4/6/12
Quarter	21	vs. New Jersey (2nd)	12/3/10
Overtime	9	at Washington	4/9/14
	9	at L.A. Lakers	1/26/07

OFFENSIVE REBOUNDS

Game	23	vs. Miami	4/5/13
	23	at Washington	3/23/10
	23	vs. Phoenix	11/6/07
	23	at New York	2/27/04
Half	15	Five times	
Quarter	12	vs. Miami (4th)	4/5/13
Overtime	4	at Orlando	2/17/09
	4	at L.A. Lakers	1/26/07

DEFENSIVE REBOUNDS

Game	46	at Cleveland*	4/5/14
	46	at Denver	1/29/14
Half	25	at Cleveland (1st)	4/5/14
	25	vs. Golden State (1st)	12/9/13
	25	vs. Philadelphia (2nd)	2/8/06
Quarter	15	vs. Atlanta (4th)	11/6/09
Overtime	7	at Washington	4/9/14
	7	vs. New Jersey	12/3/10

ASSISTS

Game	42	vs. Dallas	2/11/14
Half	23	vs. Dallas	2/11/14
Quarter	14	vs. Atlanta (1st)	3/6/09
Overtime	5	at Golden State	1/28/11

STEALS

Game	20	at Miami*	4/8/07
	20	at Miami	11/12/05
Half	12	at Miami (1st)	4/8/07
	12	vs. Milwaukee (2nd)	1/13/06
Quarter	9	vs. Miami (4th)	11/12/05
Overtime	3	at Golden State	1/28/11
	3	vs. Washington	11/21/07

TURNOVERS

Game	29	at Washington	12/20/10
	29	at Philadelphia	11/7/07
	29	vs. Denver	11/12/06
	27	at Houston	2/10/07
Half	18	at Houston (2nd)	2/10/07
Quarter	10	Six times	
Overtime	4	at Cleveland	1/11/08

BLOCKED SHOTS

Game	16	vs. Toronto	11/25/09
Half	11	vs. Toronto (2nd)	12/14/10
Quarter	7	Five Times	
Overtime	2	Seven times	

PERSONAL FOULS

Game	37	vs. Utah	11/7/05
Half	21	vs. New York (2nd)	4/18/07
	21	at Utah (2nd)	2/1/05
	21	vs. Utah (2nd)	11/16/05
Quarter	16	at Boston (3rd)	10/28/09
	16	at Utah (3rd)	2/1/05
Overtime	11	vs. Portland	2/9/07

FIELD GOALS MADE

Game	51	vs. Washington	4/3/07
Half	29	at Phoenix (1st)	2/25/06
	29	vs. Seattle (1st)	2/6/06
Quarter	17	vs. Detroit (1st)	4/10/11
	17	vs. Phoenix (1st)	1/16/10
	17	vs. Atlanta (1st)	3/6/09
	17	vs. Memphis (3rd)	1/19/08
Overtime	7	at Golden State	1/28/11

FIELD GOALS ATTEMPTED

Game	112	vs. L.A. Lakers***	12/29/06
Half	59	at Phoenix (1st)	12/10/04
Quarter	33	at Phoenix (2nd)	12/10/04
Overtime	13	at Atlanta	12/28/13

FIELD GOAL PERCENTAGE

Game	.658	at Memphis (50-76)	12/19/08
Half	.722	at Memphis (1st) (26-36)	12/19/08
Quarter	.824	vs. Miami (1st) (14-17)	1/20/10
Overtime	.875	at Golden State (7-8)	1/28/11

THREE-POINT FIELD GOALS MADE

Game	14	vs. Orlando	3/12/07
Half	9	at Philadelphia (2nd)	4/2/14
Quarter	8	at Philadelphia (4th)	4/2/14
Overtime	3	at Miami	4/8/07

THREE-POINT FIELD GOALS ATTEMPTED

Game	30	at Philadelphia*	1/17/11
Half	18	vs. Golden State (1st)	2/3/07
Quarter	13	at Philadelphia (4th)	4/2/14
	13	at Brooklyn (4th)	3/19/14
	13	vs. New York (4th)	12/30/08
Overtime	6	at Atlanta	12/28/13

*Denotes Number of Overtime Periods



MODERN ERA TEAM HIGHS/LOWS

MODERN ERA TEAM HIGHS continued

THREE-POINT FIELD GOAL PERCENTAGE

Game	.750	vs. Orlando (3-4)	11/6/04
	.727	vs. Boston (8-11)	11/24/07
Half	1.000	Seven times	
Quarter	1.000	Several times	
Overtime	1.000	at Miami (3-3)	4/8/07
	1.000	vs. Cleveland (2-2)	3/20/07
	1.000	at Cleveland (1-1)	1/11/05

FREE THROWS MADE

Game	43	at Golden State	12/2/05
Half	26	vs. Cleveland (2nd)	12/8/07
Quarter	21	vs. Cleveland (4th)	12/8/07
Overtime	10	at Cleveland	4/5/14
	10	vs. Boston	1/6/09
	10	vs. Chicago	12/16/08

FREE THROWS ATTEMPTED

Game	52	at Boston*	11/8/06
	52	at Golden State	12/2/05
	52	vs. Dallas	11/11/05
Half	36	vs. Orlando (2nd)	11/6/04
Quarter	27	vs. Milwaukee (4th)	11/2/07
Overtime	13	vs. Chicago	12/16/08

FREE THROW PERCENTAGE

Game	1.000	at L.A. Lakers (9-9)	3/4/11
Half	1.000	Several times	
Quarter	1.000	Several times	
Overtime	1.000	Several times	

MODERN ERA TEAM LOWS

POINTS

Game	59	at Boston	10/28/09
Half	24	at Utah (1st)	3/1/13
	24	at Oklahoma City (1st)	11/26/12
	24	at Orlando (2nd)	1/5/07
Quarter	8	vs. New Orleans (3rd)	4/16/12
	8	at Toronto (3rd)	1/22/07
Overtime	4	vs. Boston	11/5/05
	4	at L.A. Clippers	12/6/04

REBOUNDS

Game	21	at Utah	3/5/07
Half	9	vs. New York (2nd)	4/18/07
	9	at Utah (2nd)	3/5/07
	9	at Dallas (1st)	3/19/05
Quarter	1	vs. Atlanta (2nd)	1/20/07
Overtime	1	vs. Miami	1/18/14
	1	at New Jersey	4/15/08
	1	at Cleveland	1/11/05

OFFENSIVE REBOUNDS

Game	1	vs. Chicago	1/5/10
	2	at Miami	11/19/10
Half	0	Seven times	
Quarter	0	Several times	
Overtime	0	Ten times	

DEFENSIVE REBOUNDS

Game	14	at New Jersey	11/30/04
Half	5	at New Jersey (1st)	11/30/04
Quarter	1	at Denver (4th)	1/30/09
	1	at L.A. Clippers (4th)	1/28/08
	1	vs. New York (4th)	11/23/05
	1	vs. Cleveland (2nd)	1/3/05
Overtime	0	at New Jersey	4/15/08
	0	vs. New Jersey	3/24/07

ASSISTS

Game	8	at Miami	3/20/10
Half	2	at Miami (2nd)	3/24/13
Quarter	0	Seven times	
Overtime	0	Five Times	

STEALS

Game	0	vs. Atlanta	3/6/09
Half	0	Several times	
Quarter	0	Several times	
Overtime	0	Several times	

TURNOVERS

Game	5	vs. Portland	3/22/14
	5	vs. New York	1/14/14
	5	at Boston	1/4/06
	5	vs. L.A. Lakers	3/12/05
Half	1	Several times	
Quarter	0	Several times	
Overtime	0	Several times	

BLOCKED SHOTS

Game	0	Seven times	
Half	0	Several times	
Quarter	0	Several times	
Overtime	0	Several times	

PERSONAL FOULS

Game	10	at Cleveland	2/6/13
	10	vs. Philadelphia	11/30/12
	10	vs. Philadelphia	3/19/12
	10	vs. Minnesota	4/8/08
	11	at Boston	2/7/12
Half	2	at Atlanta (1st)	1/22/10
	2	vs. New Jersey (1st)	11/2/09
	2	vs. Minnesota (1st)	4/8/08
Quarter	0	Nine times	
Overtime	0	Six times	

MODERN ERA TEAM LOWS *continued*

FIELD GOALS MADE

Game	21	at Miami	3/20/10
	21	vs. Toronto	2/10/06
Half	8	at Oklahoma City (1st)	11/26/12
	8	vs. New Jersey (1st)	11/2/09
	8	at New Jersey (1st)	4/15/08
Quarter	1	at Toronto (4th)	3/15/13
	1	at Washington (3rd)	12/20/10
Overtime	1	at Washington	4/9/14
	1	vs. Miami	1/18/14
	1	vs. Sacramento	2/22/08
	1	at L.A. Clippers	12/6/04

FIELD GOALS ATTEMPTED

Game	59	vs. Detroit	11/3/08
Half	26	at Milwaukee (2nd)	11/20/09
	26	vs. Detroit (2nd)	11/3/08
Quarter	9	vs. Cleveland (4th)	12/8/07
Overtime	4	at Toronto	12/18/13
	4	vs. Boston	1/6/09
	4	vs. Chicago	12/16/08
	4	vs. Atlanta	2/13/08

FIELD GOAL PERCENTAGE

Game	.282	at Seattle (22-78)	2/19/08
	.284	vs. Houston (23-81)	12/8/06
Half	.165	at Miami (2nd) (6-36)	3/20/10
Quarter	.071	at Washington (3rd) (1-14)	12/20/10
Overtime	.100	vs. Sacramento (1-10)	2/22/08

THREE-POINT FIELD GOALS MADE

Game	0	Five times	
Half	0	Several times	
Quarter	0	Several times	
Overtime	0	Several times	

THREE-POINT FIELD GOALS ATTEMPTED

Game	2	vs. Detroit	11/23/04
	3	at Atlanta	12/27/05
Half	0	vs. Detroit (2nd)	11/23/04
Quarter	0	Several times	
Overtime	0	Six times	

THREE-POINT FIELD GOAL PERCENTAGE

Game	.000	Five times	
Half	.000	Several times	
Quarter	.000	Several times	
Overtime	.000	Several times	

FREE THROWS MADE

Game	5	vs. L.A. Lakers	12/14/13
	5	at New Orleans	3/12/12
	5	at Boston **	4/1/09
Half	1	Seven times	
Quarter	0	Several times	
Overtime	0	Several times	

FREE THROWS ATTEMPTED

Game	7	at New Orleans	3/12/12
	7	at Boston **	4/1/09
	7	at New Orleans	1/18/08
Half	1	vs. Chicago (1st)	3/9/11
	1	at Boston (1st)	4/1/09
Quarter	0	Several times	
Overtime	0	Several times	

FREE THROW PERCENTAGE

Game	.450	vs. Detroit (9-20)	4/10/11
	.450	at Atlanta (9-20)	1/15/05
Half	.222	at New Orleans (2nd) (2-9)	11/14/06
Quarter	.000	Several times	
Overtime	.000	at Orlando (0-2)	2/17/09
	.000	at Cleveland(0-1)	1/11/08
	.000	at Boston (0-1)	11/8/06
	.000	vs. Boston (0-2)	11/5/05

*Denotes Number of Overtime Periods



MODERN ERA INDIVIDUAL HIGHS

MODERN ERA INDIVIDUAL HIGHS

POINTS

Game	43	Stephen Jackson vs. Houston	1/12/10
Half	27	Kemba Walker vs. Golden State (2nd)	12/9/13
	27	Ben Gordon vs. Portland (2nd)	12/3/12
	27	Gerald Wallace vs. Atlanta (2nd)	3/28/06
Quarter	20	Ben Gordon at Atlanta (4th)	11/28/12
Overtime	11	D.J. Augustin vs. Boston	1/6/09

REBOUNDS

Game	25	Emeka Okafor vs. L.A. Lakers***	12/29/06
Half	15	Emeka Okafor vs. New York (2nd)	12/4/04
Quarter	11	Kwame Brown at Sacramento (3rd)	1/25/11
	11	Emeka Okafor vs. New York (4th)	12/4/04
Overtime	6	Al Jefferson at Washington	4/9/14

OFFENSIVE REBOUNDS

Game	11	Emeka Okafor at Minnesota	2/21/07
	11	Emeka Okafor at New York	12/27/04
Half	8	Byron Mullens at Milwaukee (2nd)	4/6/12
Quarter	6	Emeka Okafor vs. Toronto (3rd)	3/2/08
	6	Emeka Okafor vs. Milwaukee (3rd)	3/30/07
	6	Theron Smith at New York (1st)	2/13/05
	6	Emeka Okafor vs. Dallas (4th)	1/21/05
Overtime	3	Gerald Wallace vs. Cleveland	3/20/07
	3	Emeka Okafor at L.A. Lakers	1/26/07

DEFENSIVE REBOUNDS

Game	19	Al Jefferson at Atlanta*	12/28/13
	19	Emeka Okafor vs. L.A. Lakers***	12/29/06
Half	13	Emeka Okafor vs. New York (2nd)	12/4/04
Quarter	9	Al Jefferson vs. Toronto (1st)	1/20/14
	9	Emeka Okafor vs. New York (4th)	12/4/04
Overtime	4	Al Jefferson at Washington	4/9/14
	4	Al Jefferson vs. Brooklyn	3/26/14
	4	Gerald Wallace vs. Portland	2/9/07

ASSISTS

Game	20	Brevin Knight at Cleveland*	1/11/05
Half	13	Brevin Knight vs. L.A. Lakers (2nd)	3/12/05
Quarter	9	D.J. Augustin vs. Detroit (1st)	4/10/11
Overtime	5	D.J. Augustin at Golden State	1/28/11

STEALS

Game	8	Kemba Walker vs. Dallas*	11/10/12
	8	Jason Richardson at New Jersey	4/15/08
	8	Gerald Wallace vs. Milwaukee	1/13/06
	8	Brevin Knight at Orlando	3/24/05
	7	Raymond Felton vs. Milwaukee	11/22/08
Half	7	Jason Richardson at New Jersey (1st)	4/15/08
Quarter	5	Gerald Wallace vs. Milwaukee (2nd)	1/13/06
	5	Eddie House at Boston (1st)	11/12/04
Overtime	2	Ben Gordon at Detroit	
	2	D.J. Augustin at Golden State	1/28/11

TURNOVERS

Game	9	Stephen Jackson vs. Detroit	12/27/10
	9	Raymond Felton vs. Cleveland*	3/20/07
Half	6	Boris Diaw vs. Sacramento (2nd)	3/18/09
	6	Gerald Wallace vs. Milwaukee	1/6/08
	6	Brevin Knight vs. L.A. Lakers (2nd)	2/3/06
	6	Raymond Felton vs. New Orleans (1st)	1/16/06
Quarter	5	Gerald Henderson at Portland (1st)	2/1/12
	5	Boris Diaw vs. Miami (3rd)	12/28/11
	5	Gerald Wallace vs. Indiana (3rd)	1/18/06
	5	Raymond Felton vs. New Orleans (2nd)	1/16/06
Overtime	2	Emeka Okafor vs. Atlanta	2/13/08
	2	Emeka Okafor at Cleveland	1/11/08
	2	Keith Bogans at L.A. Clippers	12/6/04

BLOCKED SHOTS

Game	10	Emeka Okafor at New York	1/12/07
Half	8	Emeka Okafor at New York (1st)	1/12/07
Quarter	5	Emeka Okafor at New York (1st)	1/12/07
	5	Emeka Okafor vs. Dallas (2nd)	11/20/06
	5	Gerald Wallace at Chicago (4th)	12/20/05
Overtime	2	Emeka Okafor vs. Atlanta	2/13/08

PERSONAL FOULS

Game	6	Several times	
Half	5	Several times	
Quarter	5	Dante Cunningham at Boston (4th)	3/25/11
	5	Derek Anderson vs. New York (4th)	4/18/07
	5	Kevin Burleson at Detroit (4th)	3/12/06
Overtime	5	Matt Carroll vs. Portland	2/9/07

FIELD GOALS MADE

Game	18	Al Jefferson at Miami	3/3/14
	18	Al Jefferson at L.A. Lakers	1/31/14
Half	12	Al Jefferson at Miami (1st)	3/3/14
Quarter	9	Gerald Wallace vs. Milwaukee (3rd)	11/2/07
Overtime	3	Stephen Jackson at Golden State (1st)	1/28/11
	3	Walter Herrmann at Miami (1st)	4/8/07
	3	Adam Morrison at Phoenix (1st)	3/7/07
	3	Raymond Felton vs. Cleveland (1st)	3/22/06

FIELD GOALS ATTEMPTED

Game	32	Al Jefferson at L.A. Lakers	1/31/14
	32	Jason Richardson vs. Golden State	3/5/08
Half	19	Al Jefferson at L.A. Lakers (2nd)	1/31/14
Quarter	13	D.J. Augustin vs. Washington (3rd)	4/3/11
Overtime	6	Kemba Walker at Orlando	3/28/14

THREE-POINT FIELD GOALS MADE

Game	8	Ben Gordon vs. Portland*	12/3/12
Half	7	Ben Gordon vs. Portland	12/3/12
Quarter	5	Ben Gordon at Atlanta (4th)	11/28/12
Overtime	2	Jason Richardson at New Jersey	4/15/08
	2	Gerald Wallace vs. Indiana	12/31/07

MODERN ERA INDIVIDUAL HIGHS *continued*

THREE-POINT FIELD GOALS ATTEMPTED

Game	13	Stephen Jackson vs. Utah	11/13/10
	13	Jason Richardson at Boston	2/29/08
	13	Jumaine Jones at Cleveland*	3/22/06
Half	9	Ben Gordon vs. Portland (2nd)	12/3/12
	9	Ben Gordon at Atlanta (2nd)	11/28/12
	9	Stephen Jackson vs. Denver (2nd)	12/7/10
	9	Vladimir Radmanovic vs. WAS (2nd)	2/11/09
Quarter	7	Ben Gordon at Atlanta (4th)	11/28/12
Overtime	3	Anthony Tolliver at Atlanta	12/28/13
	3	Walter Herrmann at Miami	4/8/07

FREE THROWS MADE

Game	17	Gerald Wallace vs. Minnesota	11/15/10
Half	12	Gerald Henderson at New York (2nd)	3/29/13
Quarter	11	Raymond Felton vs. Cleveland (4th)	12/8/07
Overtime	5	D.J. Augustin at Golden State	1/28/11
	5	Derek Anderson vs. L.A. Lakers	12/29/06

FREE THROWS ATTEMPTED

Game	22	Gerald Wallace vs. Indiana*	12/31/07
Half	14	Emeka Okafor vs. Golden State (2nd)	3/5/08
Quarter	12	Kemba Walker vs. Cleveland (4th)	4/17/13
	12	Raymond Felton vs. Cleveland (4th)	12/8/07
Overtime	5	Kemba Walker vs. Chicago	4/16/14
	5	D.J. Augustin at Golden State	1/28/11
	5	Derek Anderson vs. L.A. Lakers	12/29/06

MINUTES

Game	57	Raymond Felton vs. L.A. Lakers***	12/29/06
------	----	-----------------------------------	----------

*Denotes Number of Overtime Periods

FRONT OFFICE

BALL OPS

PLAYERS

13-14 REVIEW

HISTORY

RECORDS

PLAYOFFS

NBA

MISC.



MODERN ERA OPPONENTS TEAM HIGHS

MODERN ERA OPPONENTS TEAM HIGHS

POINTS

Game	136	at Phoenix	2/25/06
Half	73	vs. San Antonio (2nd)	12/8/12
	73	at Sacramento (2nd)	2/28/07
Quarter	43	at Sacramento (3rd)	3/3/13
	43	vs. Denver (2nd)	1/14/08
	43	at Portland (3rd)	3/1/07
Overtime	21	vs. Portland	2/9/07

REBOUNDS

Game	63	at Cleveland **	1/11/08
	63	at San Antonio*	11/15/06
Half	35	at Indiana (2nd)	2/13/13
	35	vs. Indiana (2nd)	2/22/12
Quarter	23	vs. Indiana (3rd)	2/22/12
Overtime	9	vs. Portland	12/3/12

OFFENSIVE REBOUNDS

Game	24	vs. Indiana	2/22/12
	24	at San Antonio*	11/15/06
Half	21	vs. Indiana (1st)	2/22/12
Quarter	15	vs. Indiana (3rd)	2/22/12
Overtime	6	at San Antonio	11/15/06

DEFENSIVE REBOUNDS

Game	48	at Cleveland**	1/11/08
Half	29	vs. Brooklyn	3/6/13
Quarter	17	vs. New Jersey (1st)	2/8/08
Overtime	8	vs. Portland	12/3/12

ASSISTS

Game	40	at Denver	3/16/05
Half	24	vs. Denver (1st)	12/22/12
Quarter	12	Six times	
Overtime	6	at New Jersey	4/15/08

STEALS

Game	20	at Houston	2/10/07
Half	13	at Houston (2nd)	2/10/07
	13	at Washington (2nd)	4/17/05
Quarter	8	at Houston (4th)	2/10/07
Overtime	2	vs. Atlanta	1/6/12
	2	at Philadelphia	1/17/11
	2	at Cleveland	1/11/08

TURNOVERS

Game	28	at San Antonio	12/11/09
Half	15	Six times	
Quarter	11	vs. Minnesota (2nd)	4/4/06
	11	at Miami (4th)	11/12/05
Overtime	4	vs. Boston	1/6/09

BLOCKED SHOTS

Game	18	at New Orleans	11/2/13
Half	8	Seven times	
Quarter	8	at Washington (2nd)	1/25/12
Overtime	4	vs. Sacramento	2/22/08

PERSONAL FOULS

Game	39	vs. Boston*	11/5/05
Half	25	vs. Orlando (2nd)	11/6/04
Quarter	16	vs. Milwaukee (4th)	11/2/07
Overtime	8	vs. Chicago	12/16/08

FIELD GOALS MADE

Game	54	at Portland	1/29/14
Half	30	vs. Chicago (1st)	3/31/06
Quarter	18	vs. Toronto (1st)	3/31/08
Overtime	6	Five times	

FIELD GOALS ATTEMPTED

Game	100	at Denver	1/29/14
	100	vs. L.A. Lakers***	12/29/06
Half	54	vs. New York (1st)	11/8/13
	54	vs. Denver (1st)	11/12/06
Quarter	31	vs. New York (1st)	11/8/13
	31	vs. Golden State (2nd)	3/8/06
Overtime	12	vs. New Jersey	12/3/10
	12	at San Antonio	11/15/06
	12	vs. Boston	11/5/05

FIELD GOAL PERCENTAGE

Game	.630	at Oklahoma City (46-73)	3/10/12
Half	.719	vs. Washington (1st) (23-32)	12/27/06
Quarter	.867	vs. Toronto (3rd) (13-15)	2/10/06
Overtime	.857	vs. Orlando (6-7)	4/6/11

THREE-POINT FIELD GOALS MADE

Game	21	at Portland	1/2/14
Half	12	at Portland (1st)	1/2/14
	12	vs. San Antonio (1st)	12/8/12
	12	at Phoenix (2nd)	1/26/11
Quarter	7	Five times	
Overtime	3	vs. Orlando	4/6/11
	3	at New Jersey	4/15/08
	3	at Phoenix	3/7/07

THREE-POINT FIELD GOALS ATTEMPTED

Game	41	vs. New York	12/5/12
Half	27	at Indiana (2nd)	4/12/08
Quarter	16	at Indiana (4th)	4/12/08
Overtime	6	vs. Atlanta	1/6/12

THREE-POINT FIELD GOAL PERCENTAGE

Game	.750	vs. Atlanta (6-8)	2/13/08
	.750	vs. Cleveland (6-8)	11/18/04
Half	1.000	vs. Boston (1st) (2-2)	2/11/13
	1.000	at Atlanta (1st) (2-2)	11/14/07
	1.000	at Sacramento (1st) (4-4)	11/29/05
Quarter	1.000	Several times	
Overtime	1.000	vs. Atlanta (2-2)	2/13/08
	1.000	at New Jersey (2-2)	3/24/07

FREE THROWS MADE

Game	38	at L.A. Clippers	2/26/07
Half	26	vs. Atlanta (2nd)	2/1/06
Quarter	19	vs. Toronto (4th)	3/31/08
Overtime	14	vs. Portland	2/9/07



MODERN ERA OPPONENTS TEAM HIGHS continued

FREE THROWS ATTEMPTED

Game	50	at Sacramento	2/28/07
Half	33	vs. Atlanta (2nd)	2/1/06
Quarter	24	vs. Chicago (4th)	3/31/06
Overtime	19	vs. Portland	2/9/07

FREE THROW PERCENTAGE

Game	1.000	vs. New York (13-13)	4/15/13
	1.000	vs. Toronto (26-26)	3/20/13
	1.000	at Atlanta (17-17)	11/29/06
	1.000	vs. L.A. Clippers (22-22)	12/23/05
Half	1.000	Several times	
Quarter	1.000	Several times	
Overtime	1.000	Nine times	

*Denotes Number of Overtime Periods

MODERN ERA OPPONENTS TEAM LOWS

POINTS

Game	65	vs. Miami	1/20/10
Half	27	vs. New Jersey (2nd)	11/2/09
Quarter	7	vs. New Jersey (3rd)	11/2/09
	7	vs. New Orleans (2nd)	11/7/08
Overtime	2	vs. Boston	11/5/05

REBOUNDS

Game	23	at Memphis	12/19/08
Half	8	at Utah (2nd)	2/1/05
Quarter	2	at Memphis (1st)	12/19/08
	2	vs. Atlanta (4th)	1/20/07
Overtime	1	Five times	

OFFENSIVE REBOUNDS

Game	3	Five times	
Half	0	Six times	
Quarter	0	Several times	
Overtime	0	Several times	

DEFENSIVE REBOUNDS

Game	16	at Philadelphia	3/27/09
	16	vs. Miami	11/1/08
Half	6	vs. Miami (1st)	11/1/08
	6	vs. Seattle (2nd)	12/31/04
Quarter	0	vs. Seattle (3rd)	12/31/04
Overtime	0	vs. Milwaukee	4/2/10

ASSISTS

Game	8	vs. Portland	11/14/09
Half	1	at New York (2nd)	3/29/13
	1	vs. Boston (2nd)	1/6/09
Quarter	0	Six times	
Overtime	0	Nine times	

STEALS

Game	0	vs. Indiana	3/5/14
Half	0	Several times	
Quarter	0	Several times	
Overtime	0	Several times	

TURNOVERS

Game	5	vs. New Jersey	2/11/11
Half	0	vs. L.A. Lakers (2nd)	2/8/13
Quarter	0	Several times	
Overtime	0	Several times	

BLOCKED SHOTS

Game	0	at New York	4/9/08
	0	vs. Seattle	11/10/06
	0	vs. New York	4/16/05
Half	0	Several times	
Quarter	0	Several times	
Overtime	0	Several times	

PERSONAL FOULS

Game	9	vs. Memphis	1/19/08
Half	1	Six times	
Quarter	0	Several times	
Overtime	0	vs. New York	10/30/09
	0	at Phoenix	3/7/07
	0	vs. L.A. Lakers	12/29/06
	0	vs. L.A. Lakers	12/29/06

FIELD GOALS MADE

Game	22	vs. Miami	1/20/10
Half	8	vs. Boston (2nd)	3/12/13
Quarter	2	vs. New Jersey (3rd)	11/2/09
	2	at Detroit (4th)	1/13/09
	2	vs. New York (4th)	1/31/07
	2	vs. Orlando (4th)	1/20/06
Overtime	1	Six times	

FIELD GOALS ATTEMPTED

Game	61	vs. Philadelphia	4/19/06
Half	28	at Miami (1st)	4/8/07
	28	vs. Miami (2nd)	11/25/06
	28	vs. Philadelphia (2nd)	4/19/06
Quarter	8	vs. Indiana (4th)	11/16/05
Overtime	5	at Philadelphia	1/17/11

FIELD GOAL PERCENTAGE

Game	.289	vs. Miami (22-76)	1/20/10
Half	.243	vs. New York (2nd) (9-37)	1/31/07
Quarter	.125	vs. Orlando (4th) (2-16)	1/20/06
Overtime	.083	vs. Boston (1-12)	11/5/05

THREE-POINT FIELD GOALS MADE

Game	0	at L.A. Clippers	1/28/08
	0	vs. Orlando	3/21/05
	0	vs. Cleveland	1/3/05
Half	0	Several times	
Quarter	0	Several times	
Overtime	0	Several times	

FRONT OFFICE

BALL OPS

PLAYERS

13-14 REVIEW

HISTORY

RECORDS

PLAYOFFS

NBA

MISC.



MODERN ERA OPPONENTS TEAM LOWS

MODERN ERA OPPONENTS TEAM LOWS continued

THREE-POINT FIELD GOALS ATTEMPTED

Game	1	vs. Atlanta	1/20/07
	1	vs. Orlando	3/21/05
Half	0	vs. Atlanta (1st)	1/20/07
	0	vs. Orlando (2nd)	3/21/05
Quarter	0	Several times	
Overtime	0	at New York	12/20/06
	0	at Detroit	11/21/04

THREE-POINT FIELD GOAL PERCENTAGE

Game	.000	at L.A. Clippers (0-8)	1/28/08
	.000	vs. Orlando (0-1)	3/21/05
	.000	vs. Cleveland (0-12)	1/3/05
Half	.000	Several times	
Quarter	.000	Several times	
Overtime	.000	Several times	

FREE THROWS ATTEMPTED

Game	6	vs. L.A. Lakers	3/31/09
Half	0	at Phoenix (2nd)	1/26/11
Quarter	0	Several times	
Overtime	0	Several times	

FREE THROW PERCENTAGE

Game	.370	vs. Miami (10-27)	2/11/05
	.375	vs. Chicago (6-16)	12/28/05
Half	.000	at Miami (1st) (0-6)	2/8/09
Quarter	.000	Several times	
Overtime	.000	Several times	

*Denotes Number of Overtime Periods

FREE THROWS MADE

Game	4	vs. L.A. Lakers	3/31/09
Half	0	at Phoenix (2nd)	1/26/11
	0	at Miami (1st)	2/8/09
Quarter	0	Several times	
Overtime	0	Several times	

FRONT OFFICE

BBALL OPS

PLAYERS

13-14 REVIEW

HISTORY

RECORDS

PLAYOFFS

NBA

MISC.



MODERN ERA OPPONENTS INDIVIDUAL HIGHS

POINTS

Game	62	Carmelo Anthony at New York	1/24/14
Half	40	Deron Williams vs. New Jersey (1st)	3/4/12
Quarter	26	Will Bynum at Detroit (4th)	4/5/09
Overtime	12	Jarrett Jack vs. Portland	2/9/07

REBOUNDS

Game	26	Dwight Howard at Houston	10/30/13
Half	15	Lavoy Allen at Philadelphia (2nd)	2/9/13
	15	Kevin Garnett vs. Minnesota (1st)	1/5/05
Quarter	12	Dwight Howard at Orlando (3rd)	11/18/06
Overtime	6	LeBron James vs. Miami	1/18/14
	6	Nicolas Batum vs. Portland	12/3/12

OFFENSIVE REBOUNDS

Game	11	Andre Drummond at Detroit	2/18/14
	11	Lavoy Allen at Philadelphia	2/9/13
Half	9	David Lee vs. New York (2nd)	12/21/07
Quarter	8	David Lee vs. New York (4th)	12/21/07
Overtime	3	Brandon Knight at Detroit	1/6/13
	3	Kendrick Perkins vs. Boston	1/6/09
	3	Tim Duncan at San Antonio	11/15/06
	3	Ricky Davis vs. Boston	11/5/05

DEFENSIVE REBOUNDS

Game	20	Dwight Howard at Houston	10/30/13
Half	12	Chris Kaman vs. Clippers (2nd)	12/23/05
Quarter	10	Dwight Howard at Orlando (3rd)	11/18/06
Overtime	5	Nicolas Batum vs. Portland	12/3/12

ASSISTS

Game	18	Jason Kidd at Dallas	10/27/10
Half	12	Jason Kidd at Dallas (2nd)	10/27/10
Quarter	9	Jason Kidd at Dallas (3rd)	10/27/10
Overtime	4	Demar DeRozan at Toronto	12/18/13

STEALS

Game	9	Rafer Alston at Houston	2/10/07
Half	8	Rafer Alston at Houston (2nd)	2/10/07
Quarter	5	Chris Paul vs. New Orleans (4th)	11/7/08
Overtime	2	Devin Harris vs. New Jersey	12/27/08

TURNOVERS

Game	12	Paul Pierce at Boston*	11/8/06
Half	7	R. Westbrook at Oklahoma City (1st)	4/10/09
	7	Paul Pierce at Boston (2nd)	11/8/06
Quarter	5	LeBron James at Cleveland (3rd)	1/11/08
	5	LeBron James at Cleveland (3rd)	1/11/05
Overtime	3	Kwame Brown vs. L.A. Lakers	12/29/06

BLOCKED SHOTS

Game	8	Dwight Howard at Orlando*	2/17/09
Half	5	Five times	
Quarter	5	Andrew Bynum at L.A. Lakers (3rd)	3/4/11
	5	Tony Battie vs. Orlando (1st)	1/20/06
Overtime	3	Andrew Bynum at L.A. Lakers	1/27/09

PERSONAL FOULS

Game	6	Several times	
Half	5	Several times	
Quarter	5	Omri Casspi vs. Cleveland (4th)	4/17/13
	5	Brevin Knight vs. Utah (4th)	11/14/08
Overtime	4	Brandon Roy vs. Portland	1/17/09

FIELD GOALS MADE

Game	23	Carmelo Anthony at New York	1/24/14
Half	15	Carmelo Anthony at New York (1st)	1/24/14
Quarter	9	Andrew Bogut vs. Milwaukee (1st)	3/28/11
	9	Joe Johnson at Atlanta (2nd)	11/29/06
Overtime	4	Shaquille O'Neal vs. Miami	3/6/06

FIELD GOALS ATTEMPTED

Game	45	Kobe Bryant vs. L.A. Lakers***	12/29/06
Half	21	Carmelo Anthony (1st)	1/24/14
	21	LeBron James vs. Cleveland (2nd)	3/20/07
Quarter	14	Blake Griffin at L.A. Clippers (1st)	1/29/11
Overtime	6	Kyrie Irving at Cleveland	4/5/14
	6	Dirk Nowitzki at Dallas	12/12/09

THREE-POINT FIELD GOALS MADE

Game	8	LeBron James at Miami	3/13/14
Half	6	Shannon Brown vs. Phoenix (2nd)	11/7/12
	6	Jodie Meeks at Philadelphia (1st)	12/4/10
	6	Mike Bibby at Sacramento (2nd)	2/28/07
Quarter	6	Shannon Brown vs. Phoenix (4th)	11/7/12
	6	Jodie Meeks at Philadelphia (1st)	12/4/10
Overtime	2	Ray Allen at Boston	4/1/09
	2	Leandro Barbosa at Phoenix	3/7/07

THREE-POINT FIELD GOALS ATTEMPTED

Game	16	Stephen Curry vs. Golden State	
Half	9	Quentin Richardson at Miami (1st)	3/20/10
	9	A. Igoudala vs. Philadelphia (2nd)	4/16/08
	9	D. Stevenson vs. Washington (2nd)	3/8/08
Quarter	7	Joe Johnson at Brooklyn (3rd)	4/6/13
	7	John Salmons at Sacramento (3rd)	3/3/13
	7	A. Igoudala vs. Philadelphia (3rd)	4/16/08
Overtime	4	Richard Hamilton vs. Detroit	1/12/08

FREE THROWS MADE

Game	21	Deron Williams vs. New Jersey	3/4/12
Half	16	Deron Williams vs. New Jersey (2nd)	3/4/12
	16	Marvin Williams vs. Atlanta (2nd)	2/6/09
Quarter	14	Will Bynum at Detroit (4th)	4/5/09
Overtime	10	Louis Williams at Atlanta	12/28/13

FREE THROWS ATTEMPTED

Game	23	LeBron James at Cleveland*	3/22/06
Half	19	Dwyane Wade vs. Miami (2nd)	11/25/06
Quarter	16	Will Bynum at Detroit (4th)	4/5/09
Overtime	12	Jarrett Jack vs. Portland	2/9/07

MINUTES PLAYED

Game	56	Chris Duhon vs. New York**	10/31/09
	56	David Wesley vs. Houston**	1/10/06

*Denotes Number of Overtime Periods

FRONT OFFICE

BALL OPS

PLAYERS

13-14 REVIEW

HISTORY

RECORDS

PLAYOFFS

NBA

MISC.



MODERN ERA MISCELLANEOUS STATS

MODERN ERA MISCELLANEOUS STATS

BIGGEST VICTORIES

39	104-65	vs. Miami	1/20/10
35	116-81	vs. Toronto	11/25/09
32	122-90	vs. Indiana	11/16/05

BIGGEST DEFEATS

45	114-69	at Oklahoma City	11/26/12
44	112-68	at Portland	2/1/12
40	120-80	at Denver	3/2/11

BIGGEST COMEBACKS IN WINS

22		at Atlanta	2/12/11
20		at Detroit	12/20/13
20		vs. Orlando	3/6/12

LONGEST WINNING STREAKS

6	3/5/10 to 3/14/10
6	1/9/10 to 1/20/10
6	2/25/09 to 3/7/09

LONGEST HOME WINNING STREAKS

9	12/22/09 to 1/20/10
8	2/11/14 to 3/14/14
7	3/5/10 to 3/26/10

LONGEST ROAD WINNING STREAKS

4	1/18/11 to 1/28/11
4	2/25/09 to 3/7/09
4	3/26/08 to 4/4/08

LONGEST LOSING STREAKS

23	3/19/12 to 4/26/12
18	11/26/12 to 12/29/12
16	1/16/12 to 2/15/12

LONGEST HOME LOSING STREAKS

16	11/21/12 to 1/25/13
14	3/19/12 to 4/26/12
7	1/16/12 to 3/4/12

LONGEST ROAD LOSING STREAKS

14	1/11/13 to 4/12/13
14	1/2/06 to 2/27/06
13	1/1/12 to 2/15/12

TOP SCORING MONTHS

26.8	Jason Richardson	April 2008
25.1	Jason Richardson	March 2008
24.4	Stephen Jackson	February 2010

TOP REBOUNDING MONTHS

13.1	Emeka Okafor	February 2008
13.3	Emeka Okafor	December 2004
12.9	Emeka Okafor	February 2007

TOP ASSISTS MONTHS

10.7	Brevin Knight	February 2006
10.5	Brevin Knight	March 2005
10.0	Brevin Knight	December 2004

MOST CONSECUTIVE DOUBLE-FIGURE SCORING

45	Stephen Jackson	11/16/09 to 2/20/10
39	Gerald Wallace	2/14/07 to 11/21/07
36	Jason Richardson	12/14/07 to 2/23/08

MOST CONSECUTIVE DOUBLE-FIGURE REBOUNDING

19	Emeka Okafor	11/21/04 to 1/1/05
10	Emeka Okafor	3/19/05 to 4/13/05
9	Al Jefferson	3/31/14 to 4/16/14

MOST CONSECUTIVE DOUBLE-FIGURE ASSISTS

6	Brevin Knight	3/23/05 to 4/1/05
4	Jason Hart	1/21/05 to 1/27/05
4	Brevin Knight	Two times

MOST CONSECUTIVE 20-PLUS POINT GAMES

11	Al Jefferson	1/11/14 to 1/31/14
10	Jason Richardson	12/22/07 to 1/9/08
9	Jason Richardson	3/17/08 to 4/4/08

MOST 20-PLUS POINT/10-PLUS REBOUND GAMES

61	Gerald Wallace
45	Emeka Okafor
8	Primoz Brezec

TOP SCORING GAMES OFF THE BENCH

34	Ben Gordon	at New Orleans	11/9/12
32	Sean May	vs. Orlando	12/14/06
31	Ronald Murray	at Orlando	11/16/09

MOST CONSECUTIVE GAMES WITH A THREE-POINTER

33	Jason Richardson	11/11/07 to 1/16/08
32	Jumaine Jones	1/16/06 to 3/22/06
27	Jason Richardson	1/19/08 to 3/16/08

MOST CONSECUTIVE FREE THROWS MADE

42	D.J. Augustin	12/6/08 to 12/23/08
37	Matt Carroll	11/28/06 to 1/5/07
36	Gary Neal	3/2/14 to 4/12/14

MOST CONSECUTIVE FREE THROWS MADE

9	Anthony Tolliver	1/10/14 to 1/15/14
9	Raymond Felton	11/28/09 to 12/12/09



MODERN ERA CAREER AND SEASON RECORDS

GAMES PLAYED

Career	454	Gerald Wallace	2004-11
	399	Raymond Felton	2005-10
	397	Matt Carroll	2004-09, 2010-12

GAMES STARTED

Career	445	Gerald Wallace	2004-10
	369	Raymond Felton	2005-10
	326	Emeka Okafor	2004-09

CONSECUTIVE GAMES PLAYED

Career	268	Boris Diaw	12/13/08 to 3/4/12
	190	Kemba Walker	12/26/11 to 1/18/14
	175	Emeka Okafor	3/28/07 to 4/15/09

CONSECUTIVE GAMES STARTED

Career	245	Boris Diaw	12/13/08 to 1/13/12
	173	Emeka Okafor	3/30/07 to 4/13/09
	124	Kemba Walker	11/2/12 to 1/18/14

MINUTES PLAYED

Career	16718	Gerald Wallace	2004-11
	13939	Raymond Felton	2005-10
	11212	Emeka Okafor	2004-09
Season	3149	Jason Richardson	2007-08
	3119	Gerald Wallace	2009-10
	3086	Raymond Felton	2008-09

POINTS

Career	7437	Gerald Wallace	2004-11
	5311	Raymond Felton	2005-10
	4630	Emeka Okafor	2004-09
Season	1788	Jason Richardson	2007-08
	1594	Al Jefferson	2013-14
	1518	Stephen Jackson	2009-10

REBOUNDS

Career	3516	Emeka Okafor	2004-09
	3398	Gerald Wallace	2004-11
	1381	Boris Diaw	2008-12
Season	876	Emeka Okafor	2007-08
	827	Emeka Okafor	2008-09
	795	Emeka Okafor	2004-05

OFFENSIVE REBOUNDS

Career	1157	Emeka Okafor	2004-09
	775	Gerald Wallace	2004-11
	501	Primož Brezec	2004-08
Season	275	Emeka Okafor	2008-09
	275	Emeka Okafor	2004-05
	258	Emeka Okafor	2006-07

DEFENSIVE REBOUNDS

Career	2623	Gerald Wallace	2004-11
	2359	Emeka Okafor	2004-09
	1094	Raymond Felton	2005-10
Season	636	Al Jefferson	2013-14
	621	Emeka Okafor	2007-08
	612	Gerald Wallace	2009-10

ASSISTS

Career	2573	Raymond Felton	2005-10
	1497	Brevin Knight	2004-07
	1248	D.J. Augustin	2008-12
Season	610	Brevin Knight	2005-06
	591	Brevin Knight	2004-05
	583	Raymond Felton	2007-08

STEALS

Career	827	Gerald Wallace	2004-11
	575	Raymond Felton	2005-10
	355	Brevin Knight	2004-07
Season	160	Kemba Walker	2012-13
	157	Brevin Knight	2005-06
	144	Gerald Wallace	2006-07

TURNOVERS

Career	1024	Gerald Wallace	2004-11
	1021	Raymond Felton	2005-10
	606	Boris Diaw	2008-12
Season	233	Stephen Jackson	2009-10
	230	Raymond Felton	2006-07
	228	Raymond Felton	2008-09

BLOCKED SHOTS

Career	621	Emeka Okafor	2004-09
	531	Gerald Wallace	2004-11
	344	Bismack Biyombo	2011-14
Season	172	Emeka Okafor	2006-07
	143	Bismack Biyombo	2012-13
	138	Emeka Okafor	2007-08

PERSONAL FOULS

Career	1254	Gerald Wallace	2004-11
	1000	Emeka Okafor	2004-09
	908	Raymond Felton	2005-10
Season	247	Emeka Okafor	2008-09
	241	Emeka Okafor	2007-08
	241	Jason Richardson	2007-08

FIELD GOALS MADE

Career	2586	Gerald Wallace	2004-11
	1980	Raymond Felton	2005-10
	1866	Emeka Okafor	2004-09
Season	700	Al Jefferson	2013-14
	648	Jason Richardson	2007-08
	544	Stephen Jackson	2009-10

FIELD GOALS ATTEMPTED

Career	5422	Gerald Wallace	2004-11
	4833	Raymond Felton	2005-10
	3691	Emeka Okafor	2004-09
Season	1468	Jason Richardson	2007-08
	1376	Al Jefferson	2013-14
	1285	Stephen Jackson	2009-10

FRONT OFFICE

BALL OPS

PLAYERS

13-14 REVIEW

HISTORY

RECORDS

PLAYOFFS

NBA

MISC.



MODERN ERA CAREER AND SEASON RECORDS

MODERN ERA CAREER AND SEASON RECORDS *continued*

FIELD GOAL PERCENTAGE*

Career	.515	Nazr Mohammed (633-1229)	2007-11
	.509	Al Jefferson (700-1376)	2013-present
	.506	Emeka Okafor (1866-3691)	2004-09
Season	.561	Emeka Okafor (433-772)	2008-09
	.553	Nazr Mohammed (189-342)	2009-10
	.538	Gerald Wallace (317-589)	2005-06

THREE-POINT FIELD GOALS MADE

Career	375	Raymond Felton	2005-10
	350	D.J. Augustin	2008-12
	338	Matt Carroll	2004-09, 2010-12
Season	243	Jason Richardson	2007-08
	121	Stephen Jackson	2010-11
	118	Stephen Jackson	2009-10

THREE-POINT FIELD GOALS ATTEMPTED

Career	1146	Raymond Felton	2005-10
	936	D.J. Augustin	2008-12
	866	Matt Carroll	2004-09, 2010-12
Season	599	Jason Richardson	2007-08
	359	Stephen Jackson	2010-11
	353	Stephen Jackson	2009-10

THREE-POINT FIELD GOAL PERCENTAGE**

Career	.410	Jason Richardson (270-658)	2007-09
	.390	Matt Carroll (338-866)	2004-09, 2010-12
	.374	D.J. Augustin (350-936)	2008-12
Season	.439	D.J. Augustin (108-246)	2008-09
	.436	Matt Carroll (105-241)	2007-08
	.419	Boris Diaw (70-167)	2008-09

FREE THROWS MADE

Career	1998	Gerald Wallace	2004-11
	976	Raymond Felton	2005-10
	898	Emeka Okafor	2004-09
Season	422	Gerald Wallace	2009-10
	365	Gerald Wallace	2008-09
	313	Gerald Wallace	2007-08

FREE THROWS ATTEMPTED

Career	2752	Gerald Wallace	2004-11
	1506	Emeka Okafor	2004-09
	1318	Gerald Henderson	2009-14
Season	544	Gerald Wallace	2009-10
	454	Gerald Wallace	2008-09
	447	Gerald Wallace	2006-07

FREE THROW PERCENTAGE***

Career	.876	D.J. Augustin (684-781)	2008-12
	.840	Matt Carroll (593-706)	2004-09, 2010-12
	.818	Brevin Knight (522-638)	2004-07
Season	.906	D.J. Augustin (269-297)	2010-11
	.904	Matt Carroll (188-208)	2006-07
	.893	D.J. Augustin (208-233)	2008-09

DOUBLE-FIGURE SCORING GAMES

Career	362	Gerald Wallace	2004-11
	287	Raymond Felton	2004-10
	251	Emeka Okafor	2004-09
Season	76	Jason Richardson	2007-08
	74	Kemba Walker	2012-13
	69	Al Jefferson	2013-14
	69	Stephen Jackson	2009-10

20-PLUS POINT GAMES

Career	157	Gerald Wallace	2004-11
	71	Kemba Walker	2011-present
	70	Stephen Jackson	2009-11
Season	50	Jason Richardson	2007-08
	45	Al Jefferson	2013-14
	41	Stephen Jackson	2009-10

DOUBLE-FIGURE REBOUNDING GAMES

Career	199	Emeka Okafor	2004-09
	117	Gerald Wallace	2004-11
	43	Al Jefferson	2013-present
Season	53	Emeka Okafor	2004-05
	44	Emeka Okafor	2007-08
	43	Al Jefferson	2013-14
	43	Emeka Okafor	2006-07

DOUBLE-FIGURE ASSIST GAMES

Career	61	Brevin Knight	2004-07
	60	Raymond Felton	2005-10
	22	D.J. Augustin	2008-12
Season	30	Brevin Knight	2004-05
	27	Brevin Knight	2005-06
	19	Raymond Felton	2007-08

DOUBLE-DOUBLES

Career	179	Emeka Okafor	2004-08
	109	Gerald Wallace	2004-11
	53	Raymond Felton	2005-08
Season	47	Emeka Okafor	2004-05
	42	Al Jefferson	2013-14
	39	Emeka Okafor	2008-09
	39	Emeka Okafor	2007-08

*career min 500 att/season min 200 att

**career min 250 att/season min 100 att

*** career min 300 att/season min 150 att



CLASSIC ERA TEAM HIGHS

POINTS

Game	141	vs. L.A. Lakers	11/24/93
Half	75	vs. Philadelphia (2nd)	4/12/93
	75	vs. New Jersey (1st)	1/2/93
Quarter	44	vs. Golden State (1st)	2/6/92
Overtime	18	vs. New York	1/24/97
	18	vs. Toronto	11/11/95

REBOUNDS

Game	68	vs. Houston	12/20/91
Half	40	vs. Chicago (2nd)	1/9/01
Quarter	23	vs. Atlanta (4th)	1/9/02
Overtime	11	at Washington	1/30/93

OFFENSIVE REBOUNDS

Game	29	vs. Houston	12/20/91
Half	18	vs. Chicago (2nd)	1/9/01
Quarter	11	at Denver (1st)	1/7/01
	11	vs. Golden State (1st)	3/26/91
Overtime	4	at Seattle	3/7/02
	4	vs. Chicago	1/9/01
	4	vs. Phoenix	1/27/98
	4	vs. Milwaukee	11/8/91

DEFENSIVE REBOUNDS

Game	46	vs. Denver	12/12/92
Half	28	vs. Dallas (1st)	11/17/99
	28	vs. Denver (1st)	12/12/92
Quarter	19	vs. Denver (2nd)	12/12/92
Overtime	9	at Washington	1/30/93

ASSISTS

Game	41	vs. Sacramento	12/2/97
Half	24	vs. Sacramento (2nd)	12/2/97
	24	at Cleveland (1st)	4/9/89
Quarter	17	vs. Golden State (1st)	2/6/92
Overtime	6	vs. Philadelphia	5/4/99

STEALS

Game	24	at Houston	11/20/89
Half	14	vs. Denver (2nd)	2/19/92
	14	at Houston (2nd)	11/30/89
Quarter	10	vs. Denver (3rd)	2/19/92
Overtime	3	vs. Golden State	3/22/97
	3	at Miami	12/1/95
	3	vs. Milwaukee	11/28/90

TURNOVERS

Game	33	at Washington	11/23/93
Half	19	at Washington (2nd)	11/23/93
Quarter	11	Several times	
Overtime	5	vs. Milwaukee	2/6/99
	5	vs. Minnesota	4/12/91

BLOCKED SHOTS

Game	15	vs. Denver	12/12/92
Half	9	vs. Atlanta (1st)	1/9/02
	9	vs. Golden State (1st)	1/3/02
	9	vs. Chicago (2nd)	3/24/99
	9	vs. Denver (2nd)	12/12/92
Quarter	8	vs. Golden State (3rd)	12/8/99
Overtime	2	vs. Golden State	3/22/97
	2	at Denver	3/26/96
	2	vs. Detroit	1/28/92

PERSONAL FOULS

Game	39	vs. New York*	11/2/90
	39	at Cleveland	4/9/89
Half	29	vs. New York (2nd)	11/2/90
Quarter	18	vs. New York (4th)	10/31/97
Overtime	8	vs. New York	11/2/90

FIELD GOALS MADE

Game	58	vs. Golden State	2/6/92
Half	34	vs. Golden State (1st)	2/6/92
Quarter	20	vs. Golden State (1st)	2/6/92
Overtime	7	vs. Golden State	11/20/92
	7	at Philadelphia	1/16/89

FIELD GOALS ATTEMPTED

Game	111	vs. Boston	4/12/92
Half	63	vs. Houston (2nd)	12/20/91
Quarter	34	vs. Houston (2nd)	12/20/91
	34	vs. Golden State (1st)	2/26/91
	34	vs. Golden State (1st)	4/8/90
Overtime	12	vs. Golden State	11/20/92

FIELD GOAL PERCENTAGE

Game	.646	vs. Indiana (51-79)	4/6/94
Half	.739	vs. Golden State (1st) (34-46)	2/6/92
Quarter	.923	vs. Detroit (3rd) (12-13)	2/18/95
Overtime	.857	vs. Philadelphia (6-7)	4/4/99

THREE-POINT FIELD GOALS MADE

Game	15	vs. Boston	4/9/97
Half	10	at Portland (2nd)	12/14/95
	10	vs. Minnesota (2nd)	12/9/95
Quarter	7	vs. Minnesota (3rd)	12/9/95
	7	vs. Miami (4th)	12/1/95
	7	vs. Detroit (4th)	4/23/94
Overtime	3	at Orlando	3/8/96
	3	at Detroit	12/30/95

THREE-POINT FIELD GOALS ATTEMPTED

Game	31	at Orlando*	3/8/96
Half	21	at Portland (2nd)	12/14/95
Quarter	14	at Boston (4th)	11/22/95
Overtime	6	at Seattle	3/7/02
	6	at Orlando	3/8/96

FRONT OFFICE

BALL OPS

PLAYERS

13-14 REVIEW

HISTORY

RECORDS

PLAYOFFS

NBA

MISC.



CLASSIC ERA TEAM HIGHS/LOWS

CLASSIC ERA TEAM HIGHS continued

THREE-POINT FIELD GOAL PERCENTAGE

Game	1.000	vs. Sacramento (2-2)	1/10/91
	1.000	at L.A. Clippers (1-1)	3/18/90
Half	1.000	Seven times	
Quarter	1.000	Several times	
Overtime	1.000	Several times	

FREE THROWS MADE

Game	42	at Washington	2/5/00
Half	32	vs. Chicago (2nd)	1/9/01
Quarter	20	vs. New York (4th)	11/29/95
Overtime	10	vs. Toronto	3/31/00
	10	vs. Toronto	11/11/95

FREE THROWS ATTEMPTED

Game	55	at Toronto	1/17/00
Half	36	vs. Phoenix (2nd)	1/27/98
Quarter	28	at Indiana (3rd)	3/27/98
Overtime	11	vs. Toronto	11/11/95

FREE THROW PERCENTAGE

Game	1.000	vs. Philadelphia (24-24)	1/19/94
Half	1.000	Several times	
Quarter	1.000	Several times	
Overtime	1.000	Several times	

*Denotes Number of Overtime Periods

CLASSIC ERA TEAM LOWS

POINTS

Game	65	vs. Miami	12/20/00
Half	19	vs. New York (2nd)	11/11/00
Quarter	6	at Milwaukee (2nd)	2/27/96
Overtime	2	at Denver	1/13/97
	2	at Boston	2/28/96
	2	at Miami	12/1/95
	2	at Phoenix	1/15/90

REBOUNDS

Game	21	at Cleveland	2/13/96
	21	at Seattle	2/27/95
Half	9	vs. Boston (1st)	3/30/99
	9	at Atlanta (1st)	4/17/98
	9	at Cleveland (1st)	2/13/96
Quarter	1	vs. Portland (2nd)	11/19/97
	1	at Boston (1st)	1/6/89
Overtime	1	at New York	12/20/99
	1	at Cleveland	12/28/93

OFFENSIVE REBOUNDS

Game	2	vs. New York	4/7/99
Half	0	Several times	
Quarter	0	Several times	
Overtime	0	Several times	

DEFENSIVE REBOUNDS

Game	11	vs. Indiana	2/2/94
Half	5	Five times	
Quarter	1	Several times	
Overtime	0	at Detroit	12/30/95

ASSISTS

Game	11	at Atlanta	11/29/97
Half	3	Several times	
Quarter	0	Several times	
Overtime	0	Five times	

STEALS

Game	1	vs. Miami	2/20/00
	1	at New Jersey	4/6/98
	1	vs. Chicago	1/4/96
	1	vs. Miami	3/30/93
Half	0	Several times	
Quarter	0	Several times	
Overtime	0	Several times	

TURNOVERS

Game	5	vs. Milwaukee	3/18/02
	5	at Washington	2/5/00
	5	vs. Orlando	2/11/93
Half	1	Several times	
Quarter	0	Several times	
Overtime	0	Several times	

BLOCKED SHOTS

Game	0	Seven times	
Half	0	Several times	
Quarter	0	Several times	
Overtime	0	Several times	

PERSONAL FOULS

Game	10	vs. Portland	12/7/89
Half	2	at Orlando (1st)	3/13/98
	2	at Toronto (1st)	1/9/96
Quarter	0	at Denver (1st)	1/13/97
	0	at Toronto (2nd)	1/9/96
Overtime	0	at Miami	11/14/00
	0	at Denver	1/13/97

FIELD GOALS MADE

Game	22	at Indiana	4/9/95
Half	6	at New York (2nd)	11/11/00
Quarter	1	at New York (3rd)	11/11/00
	1	vs. Utah (3rd)	2/8/90
Overtime	1	Several times	

FRONT OFFICE

BBALL OPS

PLAYERS

13-14 REVIEW

HISTORY

RECORDS

PLAYOFFS

NBA

MISC.



CLASSIC ERA TEAM LOWS continued

FIELD GOALS ATTEMPTED

Game	57	vs. Detroit	4/14/99
Half	25	vs. Miami (2nd)	12/20/00
	25	at Milwaukee (2nd)	4/16/99
	25	at Miami (1st)	11/12/96
Quarter	9	vs. Indiana (4th)	3/28/97
	9	vs. New Jersey (4th)	3/26/90
Overtime	4	vs. Chicago	1/9/01
	4	vs. Toronto	3/31/00

FIELD GOAL PERCENTAGE

Game	.300	at Cleveland (24-80)	12/5/00
Half	.176	at New York (2nd) (6-34)	11/11/00
Quarter	.053	vs. Utah (3rd) (1-19)	2/8/90
Overtime	.091	at Seattle (1-11)	3/7/02

THREE-POINT FIELD GOALS MADE

Game	0	Several times
Half	0	Several times
Quarter	0	Several times
Overtime	0	Several times

THREE-POINT FIELD GOALS ATTEMPTED

Game	0	vs. Boston	2/1/91
	0	vs. Cleveland	4/4/88
Half	0	Several times	
Quarter	0	Several times	
Overtime	0	Several times	

THREE-POINT FIELD GOAL PERCENTAGE

Game	.000	Several times
Half	.000	Several times
Quarter	.000	Several times
Overtime	.000	Several times

FREE THROWS MADE

Game	5	at Houston	11/16/00
	5	at New York	11/3/96
	5	at Dallas	12/10/94
	5	vs. New York	4/2/92
Half	0	vs. Dallas (1st)	1/17/01
	0	vs. Phoenix (1st)	3/8/94
	0	vs. Houston (1st)	11/24/89
Quarter	0	Several times	
Overtime	0	Several times	

FREE THROWS ATTEMPTED

Game	6	vs. Orlando	4/19/98
	6	vs. Houston	4/10/90
Half	0	vs. Dallas (1st)	1/17/01
	0	vs. Houston (1st)	11/24/89
Quarter	0	Several times	
Overtime	0	Several times	

FREE THROW PERCENTAGE

Game	.467	at Houston (7-15)	2/1/02
Half	.000	vs. Phoenix (1st) (0-2)	3/8/94
Quarter	.000	Several times	
Overtime	.000	Several times	

*Denotes Number of Overtime Periods

FRONT OFFICE

BALL OPS

PLAYERS

13-14 REVIEW

HISTORY

RECORDS

PLAYOFFS

NBA

MISC.



CLASSIC ERA INDIVIDUAL HIGHS

CLASSIC ERA INDIVIDUAL HIGHS

POINTS

Game	48	Glen Rice vs. Boston*	3/6/97
Half	28	Glen Rice vs. Miami (2nd)	1/2/98
	28	Glen Rice vs. Phoenix (1st)	2/19/97
	28	Kelly Tripucka vs. Indiana (2nd)	12/14/88
Quarter	21	Baron Davis vs. Cleveland (4th)	8/31/01
	21	David Wesley at Houston (1st)	12/29/97
Overtime	12	Larry Johnson vs. Toronto	11/11/95

REBOUNDS

Game	23	Larry Johnson vs. Minnesota	3/10/92
Half	15	Matt Geiger vs. Philadelphia (2nd)	1/27/96
Quarter	13	Kurt Rambis vs. Indiana (1st)	2/18/89
Overtime	5	Vlade Divac vs. Golden State	3/22/97
	5	Larry Johnson at Philadelphia	3/19/92

OFFENSIVE REBOUNDS

Game	11	Alonzo Mourning at L.A. Lakers	1/14/94
	11	Larry Johnson vs. Minnesota	3/10/92
Half	8	Alonzo Mourning vs. Seattle (1st)	3/9/95
Quarter	6	Jamaal Magloire vs. Toronto (4th)	1/19/02
	6	P.J. Brown vs. Denver (1st)	1/7/02
	6	Kurt Rambis vs. Indiana (1st)	2/18/89
	6	Earl Cureton at L.A. Lakers (1st)	1/27/89
Overtime	3	Larry Johnson vs. Milwaukee	11/8/91
	3	Armon Gilliam vs. Milwaukee	11/28/89

DEFENSIVE REBOUNDS

Game	20	Larry Johnson vs. L.A. Lakers	11/24/93
Half	11	Anthony Mason at Dallas (1st)	2/25/97
Quarter	10	Elden Campbell vs. Chicago (3rd)	3/15/00
Overtime	3	Several times	

ASSISTS

Game	19	Muggsy Bogues vs. Milwaukee	2/18/94
	19	Muggsy Bogues vs. L.A. Lakers	11/24/93
	19	Muggsy Bogues at Boston	4/23/89
Half	13	Muggsy Bogues vs. New York (1st)	3/27/89
Quarter	11	Michael Holton vs. Philadelphia (1st)	12/1/89
Overtime	4	Muggsy Bogues at Washington	1/30/93

STEALS

Game	9	Eddie Jones vs. Indiana	11/4/99
Half	6	Muggsy Bogues vs. New Jersey (1st)	4/8/94
Quarter	5	Eddie Jones vs. Indiana (3rd)	11/4/99
	5	Eddie Jones at Milwaukee (4th)	4/16/99
Overtime	1	Several times	

TURNOVERS

Game	8	Several times	
Half	6	Five times	
Quarter	5	David Wingate at Golden State (2nd)	3/5/94
	5	Kelly Tripucka at Milwaukee (3rd)	1/18/89
Overtime	2	Five times	

BLOCKED SHOTS

Game	12	Vlade Divac vs. New Jersey	2/12/97
Half	8	Vlade Divac vs. New Jersey (2nd)	2/12/97
Quarter	5	Robert Taylor vs. Golden State (2nd)	1/3/02
	5	Derrick Coleman vs. Sacramento (3rd)	1/25/00
	5	Vlade Divac vs. New Jersey (4th)	2/12/97
Overtime	2	Elden Campbell vs. San Antonio	12/23/00
	2	Vlade Divac vs. Golden State	3/22/97

PERSONAL FOULS

Game	6	Several times	
Half	6	Scott Burrell vs. Boston (2nd)	11/22/95
Quarter	5	Five times	
Overtime	3	Several times	

FIELD GOALS MADE

Game	18	Glen Rice vs. Boston*	3/6/97
Half	12	Jamal Mashburn vs. New Jersey (1st)	2/27/02
Quarter	9	Dell Curry at Philadelphia (2nd)	4/14/89
Overtime	4	Jamal Mashburn vs. Cleveland	12/26/00
	4	Glen Rice vs. Phoenix	1/27/98
	4	Dell Curry vs. Golden State	11/20/92

FIELD GOALS ATTEMPTED

Game	32	Rex Chapman at New York	11/27/89
Half	20	Rex Chapman at New York (2nd)	11/27/89
Quarter	12	Five times	
Overtime	6	Elden Campbell vs L.A. Clippers	1/11/02
	6	Dell Curry vs. Golden State	11/20/92

THREE-POINT FIELD GOALS MADE

Game	7	Eddie Jones vs. Milwaukee	4/14/00
	7	Glen Rice vs. Toronto	1/19/98
	7	Dell Curry at Portland	12/14/95
Half	6	Glen Rice at Portland (2nd)	12/14/95
Quarter	4	Several times	
Overtime	3	Larry Johnson at Detroit	12/30/95

FREE THROWS MADE

Game	18	Larry Johnson at Golden State	12/2/92
	18	Johnny Newman at Dallas	1/19/91
Half	13	Anthony Mason vs. Toronto (2nd)	3/31/00
Quarter	10	Baron Davis vs. Indiana (4th)	2/15/02
Overtime	6	Anthony Mason vs. Toronto	3/31/00
	6	Larry Johnson vs. Toronto	11/11/95

FREE THROWS ATTEMPTED

Game	22	Johnny Newman at Dallas	1/19/91
Half	14	Baron Davis vs. Indiana (2nd)	2/15/02
	14	Glen Rice vs. Houston (2nd)	1/21/97
Quarter	12	Baron Davis vs. Indiana (4th)	2/15/02
Overtime	7	Larry Johnson vs. Toronto	11/11/95

MINUTES

Game	56	David Wesley vs. Chicago ***	1/9/01
------	----	------------------------------	--------

* Denotes Number of Overtime Periods



CLASSIC ERA OPPONENTS TEAM HIGHS

POINTS

Game	146	at Boston	2/7/90
Half	81	vs. Orlando (2nd)	1/26/94
Quarter	48	at Atlanta (3rd)	1/4/94
Overtime	17	vs. Portland	4/1/89

REBOUNDS

Game	75	at New York	3/7/92
------	----	-------------	--------

OFFENSIVE REBOUNDS

Game	31	at New Jersey	3/17/91
------	----	---------------	---------

DEFENSIVE REBOUNDS

Game	52	at New York	3/7/92
	52	vs. Boston*	4/17/89

ASSISTS

Game	47	at Phoenix	11/29/91
------	----	------------	----------

STEALS

Game	19	at Chicago	1/19/00
	19	at Atlanta	3/3/89

TURNOVERS

Game	47	at Phoenix	11/29/91
------	----	------------	----------

BLOCKED SHOTS

Game	19	at Chicago	1/19/00
	19	at Atlanta	3/3/89

CLASSIC ERA OPPONENTS TEAM LOWS

POINTS

Game	56	vs. Miami	12/20/00
Half	26	vs. Miami (1st)	12/20/00
Quarter	7	vs. Miami (2nd)	12/23/95
Overtime	0	at Denver	1/13/97

REBOUNDS

Game	18	at Detroit	11/28/01
------	----	------------	----------

OFFENSIVE REBOUNDS

Game	3	vs. Sacramento	3/3/90
------	---	----------------	--------

DEFENSIVE REBOUNDS

Game	13	at Detroit	11/28/01
------	----	------------	----------

ASSISTS

Game	10	vs. Milwaukee	1/31/97
	10	vs. Cleveland	12/6/95

PERSONAL FOULS

Game	38	vs. Phoenix**	1/27/98
	38	vs. New York	10/31/97

FIELD GOALS MADE

Game	62	vs. Orlando	1/26/94
------	----	-------------	---------

FIELD GOALS ATTEMPTED

Game	117	at Seattle	3/4/93
------	-----	------------	--------

FIELD GOAL PERCENTAGE

Game	.684	vs. Chicago (52-76)	2/22/89
------	------	---------------------	---------

THREE-POINT FIELD GOALS MADE

Game	14	at Toronto	1/14/01
	14	at Cleveland	2/13/96

THREE-POINT FIELD GOALS ATTEMPTED

Game	33	vs. Atlanta	12/21/96
------	----	-------------	----------

THREE-POINT FIELD GOAL PERCENTAGE

Game	1.000		Eight times
------	-------	--	-------------

FREE THROWS MADE

Game	43	vs. Atlanta	4/10/89
------	----	-------------	---------

FREE THROWS ATTEMPTED

Game	56	at Cleveland	4/9/89
------	----	--------------	--------

FREE THROW PERCENTAGE

Game	1.000	at New York (19-19)	12/1/90
------	-------	---------------------	---------

*Denotes Number of Overtime Periods

STEALS

Game	0	vs. Atlanta	12/21/96
------	---	-------------	----------

TURNOVERS

Game	4	at Indiana	3/27/98
------	---	------------	---------

BLOCKED SHOTS

Game	0	Several times	
------	---	---------------	--

PERSONAL FOULS

Game	11	vs. Orlando	4/19/98
	11	at L.A. Lakers	1/15/92

FIELD GOALS MADE

Game	19	vs. Miami	12/20/00
------	----	-----------	----------

FIELD GOALS ATTEMPTED

Game	57	vs. Cleveland	12/26/97
	57	at Indiana	11/22/97

FRONT OFFICE

BALL OPS

PLAYERS

13-14 REVIEW

HISTORY

RECORDS

PLAYOFFS

NBA

MISC.



CLASSIC ERA OPPONENTS TEAM LOWS

CLASSIC ERA OPPONENTS TEAM LOWS continued

FIELD GOAL PERCENTAGE

Game	.270	at Toronto (24-89)	11/20/00
------	------	--------------------	----------

THREE-POINT FIELD GOALS MADE

Game	0	Several times	
------	---	---------------	--

THREE-POINT FIELD GOALS ATTEMPTED

Game	0	Several times	
------	---	---------------	--

THREE-POINT FIELD GOAL PERCENTAGE

Game	.000	Several times	
------	------	---------------	--

FREE THROWS MADE

Game	0	at Toronto	1/9/96
------	---	------------	--------

FREE THROWS ATTEMPTED

Game	3	at Toronto	1/9/96
------	---	------------	--------

FREE THROWS ATTEMPTED

Game	.000	at Toronto (0-3)	1/9/96
------	------	------------------	--------

*Denotes Number of Overtime Periods

CLASSIC ERA OPPONENTS INDIVIDUAL HIGHS

POINTS

Game	57	Reggie Miller vs. Indiana	11/28/92
Half	34	Michael Jordan at Washington (1st)	12/29/01
Quarter	24	Michael Jordan at Washington	12/29/01
Overtime	9	Clyde Drexler vs. Portland	4/1/89

REBOUNDS

Game	32	Dennis Rodman vs. Detroit	1/28/92
------	----	---------------------------	---------

OFFENSIVE REBOUNDS

Game	14	Shaquille O'Neal vs. Orlando*	11/9/94
------	----	-------------------------------	---------

DEFENSIVE REBOUNDS

Game	23	Dikembe Mutombo at Denver **	3/26/96
------	----	------------------------------	---------

ASSISTS

Game	20	Kevin Johnson at Phoenix	3/21/90
------	----	--------------------------	---------

STEALS

Game	7	Danny Manning vs. Atlanta	3/16/94
	7	Michael Williams vs. Indiana	4/9/91
	7	Mark Jackson at New York	2/23/89
	7	Scottie Pippen at Chicago	2/7/89

TURNOVERS

Game	9	Antoine Walker vs. Boston	2/5/02
	9	Magic Johnson at L.A. Lakers	11/10/89

BLOCKED SHOTS

Game	11	David Robinson vs. San Antonio	2/2/90
------	----	--------------------------------	--------

PERSONAL FOULS

Game	6	Several times	
------	---	---------------	--

FIELD GOALS MADE

Game	22	Karl Malone vs. Utah	12/22/89
	22	Patrick Ewing at New York	12/1/90

FIELD GOALS ATTEMPTED

Game	38	Michael Jordan at Washington	12/29/01
------	----	------------------------------	----------

THREE-POINT FIELD GOALS MADE

Game	10	Ray Allen at Milwaukee	4/14/02
------	----	------------------------	---------

THREE-POINT FIELD GOALS ATTEMPTED

Game	15	Tim Perry at Philadelphia	2/7/94
------	----	---------------------------	--------

FREE THROWS MADE

Game	21	Reggie Miller vs. Indiana	11/28/92
------	----	---------------------------	----------

FREE THROWS ATTEMPTED

Game	23	Reggie Miller vs. Indiana	11/28/92
------	----	---------------------------	----------

MINUTES PLAYED

Game	58	Ron Mercer vs. Chicago***	1/9/01
------	----	---------------------------	--------

*Denotes Number of Overtime Periods

FRONT OFFICE

BBALL OPS

PLAYERS

13-14 REVIEW

HISTORY

RECORDS

PLAYOFFS

NBA

MISC.



CLASSIC ERA MISCELLANEOUS STATS

BIGGEST VICTORIES

52	136-84	vs. Philadelphia	2/27/92
43	111-68	at New York	1/21/02
42	101-59	vs. Sacramento	1/10/90

BIGGEST DEFEATS

50	87-137	at Milwaukee	1/10/00
41	66-107	at L.A. Lakers	3/12/02
40	88-128	at Seattle	11/7/89
40	93-133	vs. Cleveland	11/4/88

BIGGEST COMEBACKS IN WINS

22		at Boston	11/26/95
21		vs. Golden State	11/20/92
21		at Milwaukee	3/4/92

LONGEST WINNING STREAKS

10	2/21/98 to 3/13/98
9	4/2/97 to 4/16/97
9	4/7/97 to 4/21/97

LONGEST HOME WINNING STREAKS

13	11/22/94 to 1/20/95
12	11/22/00 to 1/9/01
9	2/4/92 to 3/10/92

LONGEST ROAD WINNING STREAKS

7	2/21/98 to 3/24/98
7	4/10/00 to 11/8/00
6	3/15/97 to 4/16/97

LONGEST LOSING STREAKS

12	1/19/90 to 2/14/90
11	12/1/90 to 12/27/90
10	11/27/89 to 12/16/89

LONGEST HOME LOSING STREAKS

14	2/28/89 to 11/3/89
8	1/9/90 to 2/8/90
6	12/11/91 to 1/2/92
6	12/8/90 to 12/27/90

LONGEST ROAD LOSING STREAKS

17	4/23/89 to 1/16/90
13	1/19/90 to 3/16/90
12	4/20/91 to 12/6/91

MOST CONSECUTIVE GAMES PLAYED

337	David Wesley	11/25/97 to 11/17/01
246	Baron Davis	11/2/99 to 4/17/02
199	Muggsy Bogues	12/27/90 to 3/18/93

MOST CONSECUTIVE GAMES STARTED

337	David Wesley	11/25/97 to 11/17/01
183	Larry Johnson	11/13/91 to 12/27/93
164	Baron Davis	10/21/00 to 4/17/02

MOST CONSECUTIVE DOUBLE-FIGURE SCORING

135	Glen Rice	11/9/96 to 2/28/98
76	Larry Johnson	11/17/92 to 4/24/93
67	Kelly Tripucka	11/8/88 to 4/18/89

MOST CONSECUTIVE DOUBLE-FIGURE REBOUNDING

9	P.J. Brown	2/24/01 to 3/12/01
9	P.J. Brown	12/20/00 to 1/5/01
9	Larry Johnson	1/28/92 to 2/17/92

MOST CONSECUTIVE DOUBLE-FIGURE ASSISTS

12	Muggsy Bogues	1/26/94 to 2/24/94
8	Muggsy Bogues	11/5/94 to 11/22/94
7	Kenny Anderson	2/6/96 to 2/21/96

MOST CONSECUTIVE 20-PLUS POINT GAMES

28	Glen Rice	2/11/97 to 4/9/97
14	Kendall Gill	12/20/91 to 1/20/92
13	Larry Johnson	12/1/92 to 12/28/92

MOST CONSECUTIVE DOUBLE-DOUBLES

9	Larry Johnson	1/28/92 to 2/17/92
8	Anthony Mason	1/6/97 to 1/20/97
8	Alonzo Mourning	3/2/95 to 3/16/95

TOP SCORING GAMES OFF THE BENCH

33	Dell Curry	at Washington	1/30/93
32	Brad Miller	at Boston	5/5/99
32	Ricky Davis	at Boston	5/5/99

MOST CONSECUTIVE GAMES WITH A THREE-POINTER

346	Baron Davis	4/15/01 to 1/26/02
32	Glen Rice	11/4/95 to 1/11/96
29	Hersey Hawkins	2/3/95 to 4/7/95

MOST CONSECUTIVE THREE-POINTERS MADE

9	Bryce Drew	1/21/02 to 1/26/02
---	------------	--------------------

MOST CONSECUTIVE FREE THROWS MADE

43	Dell Curry	1/31/97 to 3/26/97
43	Dell Curry	11/5/94 to 12/16/94

FRONT OFFICE

BALL OPS

PLAYERS

13-14 REVIEW

HISTORY

RECORDS

PLAYOFFS

NBA

MISC.



CLASSIC ERA CAREER AND SEASON RECORDS

CLASSIC ERA CAREER AND SEASON RECORDS

GAMES PLAYED

Career	701	Dell Curry	1988-98
	632	Muggsy Bogues	1988-98
	390	Kenny Gattison	1989-95

GAMES STARTED

Career	501	Muggsy Bogues	1988-98
	372	Larry Johnson	1991-96
	358	David Wesley	1997-02

MINUTES PLAYED

Career	19768	Muggsy Bogues	1988-98
	17613	Dell Curry	1988-98
	14635	Larry Johnson	1991-96
Season	3362	Glen Rice	1996-97
	3323	Larry Johnson	1992-93
	3318	Baron Davis	2001-02

POINTS

Career	9839	Dell Curry	1988-98
	7405	Larry Johnson	1991-96
	5651	Glen Rice	1995-99
Season	2115	Glen Rice	1996-97
	1826	Glen Rice	1997-98
	1810	Larry Johnson	1992-93

REBOUNDS

Career	3479	Larry Johnson	1991-96
	2354	Anthony Mason	1996-2000
	2176	Alonzo Mourning	1992-95
Season	899	Larry Johnson	1991-92
	864	Larry Johnson	1992-93
	829	Anthony Mason	1996-97

OFFENSIVE REBOUNDS

Career	1186	Larry Johnson	1991-96
	640	Alonzo Mourning	1992-95
	622	Kenny Gattison	1989-95
Season	323	Larry Johnson	1991-92
	281	Larry Johnson	1992-93
	273	P.J. Brown	2001-02

DEFENSIVE REBOUNDS

Career	2293	Larry Johnson	1991-96
	1846	Anthony Mason	1996-2000
	1564	Dell Curry	1988-98
Season	649	Anthony Mason	1997-98
	643	Anthony Mason	1996-97
	583	Larry Johnson	1992-93

ASSISTS

Career	5557	Muggsy Bogues	1988-98
	1911	David Wesley	1997-2002
	1605	Baron Davis	1999-2002
Season	867	Muggsy Bogues	1989-90
	780	Muggsy Bogues	1993-94
	743	Muggsy Bogues	1991-92

STEALS

Career	1067	Muggsy Bogues	1988-98
	747	Dell Curry	1988-98
	551	David Wesley	1997-2002
Season	192	Eddie Jones	1999-00
	172	Baron Davis	2001-02
	170	Baron Davis	2000-01
	170	Muggsy Bogues	1991-92

TURNOVERS

Career	1118	Muggsy Bogues	1988-98
	982	Dell Curry	1988-98
	892	Larry Johnson	1991-96
Season	246	Baron Davis	2001-02
	241	Alonzo Mourning	1994-95
	236	Kelly Tripucka	1988-89
	236	Alonzo Mourning	1992-93

BLOCKED SHOTS

Career	684	Alonzo Mourning	1992-95
	484	Elden Campbell	1998-2002
	283	Kenny Gattison	1989-95
Season	271	Alonzo Mourning	1992-93
	225	Alonzo Mourning	1994-95
	188	Alonzo Mourning	1993-94

PERSONAL FOULS

Career	1357	Dell Curry	1988-98
	1222	Muggsy Bogues	1988-98
	1164	Kenny Gattison	1989-95
Season	292	J.R. Reid	1989-90
	290	Matt Geiger	1995-96
	286	J.R. Reid	1990-91
	286	Alonzo Mourning	1992-93

FIELD GOALS MADE

Career	3951	Dell Curry	1988-98
	2858	Larry Johnson	1991-96
	2307	Muggsy Bogues	1988-98
Season	728	Larry Johnson	1992-93
	722	Glen Rice	1996-97
	666	Kendall Gill	1991-92

FIELD GOALS ATTEMPTED

Career	8559	Dell Curry	1988-98
	5759	Larry Johnson	1991-96
	4952	Muggsy Bogues	1988-98
Season	1513	Glen Rice	1996-97
	1427	Kendall Gill	1991-92
	1388	Jamal Mashburn	2000-01

FRONT OFFICE

BBALL OPS

PLAYERS

13-14 REVIEW

HISTORY

RECORDS

PLAYOFFS

NBA

MISC.



CLASSIC ERA CAREER AND SEASON RECORDS continued

FIELD GOAL PERCENTAGE*

Career	.529	Kenny Gattison (1297-2454)	1989-95
	.523	Armon Gilliam (627-1199)	1989-91
	.514	Matt Geiger (886-1725)	1995-98
Season	.564	Dave Hoppen (199-353)	1988-89
	.551	Jamaal Magloire (228-414)	2001-02
	.548	Eddie Robinson (212-386)	1999-2000

THREE-POINT FIELD GOALS MADE

Career	929	Dell Curry	1988-98
	508	Glen Rice	1995-99
	390	David Wesley	1997-2002
Season	207	Glen Rice	1996-97
	171	Glen Rice	1995-96
	170	Baron Davis	2001-02

THREE-POINT FIELD GOALS ATTEMPTED

Career	2294	Dell Curry	1988-98
	1143	Glen Rice	1995-99
	1102	David Wesley	1997-2002
Season	478	Baron Davis	2001-02
	440	Glen Rice	1996-97
	406	Dell Curry	1995-96

THREE-POINT FIELD GOAL PERCENTAGE**

Career	.444	Glen Rice (508-1143)	1995-99
	.405	Dell Curry (929-2294)	1988-98
	.390	Hersey Hawkins (226-579)	1993-95, 2000-01
Season	.470	Glen Rice (207-440)	1996-97
	.440	Hersey Hawkins (131-298)	1994-95
	.433	Glen Rice (130-300)	1997-98

FREE THROWS MADE

Career	1513	Larry Johnson	1991-96
	1418	Alonzo Mourning	1992-95
	1211	Glen Rice	1995-99
Season	495	Alonzo Mourning	1992-93
	490	Alonzo Mourning	1994-95
	464	Glen Rice	1996-97

FREE THROWS ATTEMPTED

Career	1962	Larry Johnson	1991-96
	1846	Alonzo Mourning	1992-95
	1420	Glen Rice	1995-99
Season	644	Alonzo Mourning	1994-95
	634	Alonzo Mourning	1992-93
	568	Alonzo Mourning	1993-94

FREE THROW PERCENTAGE***

Career	.879	Kelly Tripucka (902-1026)	1988-91
	.864	Hersey Hawkins (627-726)	1993-95, 2000-01
	.853	Glen Rice (1211-1420)	1995-99
Season	.910	Kelly Tripucka (152-167)	1990-91
	.889	Muggsy Bogues (160-180)	1994-95
	.883	Kelly Tripucka (310-351)	1989-90

DOUBLE-FIGURE SCORING GAMES

Career	522	Dell Curry	1988-98
	356	Larry Johnson	1991-96
	279	David Wesley	1997-2002
Season	81	Larry Johnson	1992-93
	79	Glen Rice	1997-98
	78	Glen Rice	1996-97
	78	Larry Johnson	1994-95
	78	Larry Johnson	1991-92

20-PLUS POINT GAMES

Career	192	Larry Johnson	1991-96
	160	Glen Rice	1995-99
	156	Dell Curry	1988-98
Season	64	Glen Rice	1996-97
	54	Larry Johnson	1992-93
	49	Glen Rice	1997-98

DOUBLE-FIGURE REBOUNDING GAMES

Career	158	Larry Johnson	1991-96
	124	Anthony Mason	1996-2000
	122	Alonzo Mourning	1992-95
Season	49	Anthony Mason	1996-97
	49	Larry Johnson	1992-93
	48	Larry Johnson	1991-92

DOUBLE-FIGURE ASSIST GAMES

Career	265	Muggsy Bogues	1988-98
	48	Baron Davis	1999-2002
	32	David Wesley	1997-2002
Season	47	Muggsy Bogues	1989-90
	43	Muggsy Bogues	1993-94
	35	Muggsy Bogues	1992-93

DOUBLE-DOUBLES

Career	161	Larry Johnson	1991-96
	141	Muggsy Bogues	1988-98
	121	Alonzo Mourning	1992-95
Season	49	Larry Johnson	1992-93
	46	Larry Johnson	1991-92
	44	Anthony Mason	1996-97

*career min 500 att/season min 200 att

**career min 250 att/season min 100 att

*** career min 300 att/season min 150 att

FRONT OFFICE

BALL OPS

PLAYERS

13-14 REVIEW

HISTORY

RECORDS

PLAYOFFS

NBA

MISC.



TIME WARNER CABLE ARENA TEAM HIGHS

TIME WARNER CABLE ARENA TEAM HIGHS

POINTS

Game	133	Charlotte vs. L.A. Lakers***	12/29/06
Half	132	San Antonio	12/8/12
Quarter	74	Charlotte vs. Phoenix (1st)	1/16/10
Quarter	43	Charlotte vs. Phoenix (1st)	1/16/10
Quarter	43	Denver (2nd)	1/14/08
Overtime	21	Portland (1st)	2/9/07

REBOUNDS

Game	64	Charlotte vs. L.A. Lakers***	12/29/06
Half	35	Indiana (2nd)	
Quarter	35	Charlotte vs. New Jersey (1st)	12/3/10
Quarter	35	Charlotte vs. Philadelphia (2nd)	2/8/06
Quarter	23	Indiana (3rd)	2/22/12
Overtime	9	Portland (1st)	12/3/12

OFFENSIVE REBOUNDS

Game	24	Indiana	2/22/12
Half	21	Indiana (2nd)	2/22/12
Quarter	15	Indiana (3rd)	2/22/12
Overtime	4	Three times	

DEFENSIVE REBOUNDS

Game	45	Indiana	11/27/13
Half	45	Charlotte vs. New Jersey*	12/3/10
Quarter	29	Brooklyn	3/6/13
Quarter	17	New Jersey (1st)	2/8/08
Overtime	8	Portland (1st)	12/3/12

ASSISTS

Game	42	Charlotte vs. Dallas	2/11/14
Half	23	Charlotte vs. Dallas (2nd)	2/11/14
Quarter	14	Charlotte vs. Atlanta (1st)	3/6/09
Overtime	5	New Jersey (1st)	3/24/07

STEALS

Game	19	Charlotte vs. Milwaukee	1/13/06
Half	12	Denver (1st)	11/12/06
Quarter	12	Charlotte vs. Milwaukee (2nd)	1/13/06
Quarter	9	Charlotte vs. Miami (4th)	11/12/05
Overtime	3	Charlotte vs. Washington (1st)	11/21/07

TURNOVERS

Game	29	Charlotte vs. Denver	11/12/06
Half	16	Charlotte vs. Boston (1st)	11/29/08
Quarter	16	Charlotte vs. Denver (1st)	11/12/06
Quarter	12	Charlotte vs. Miami (3rd)	12/28/11
Overtime	4	Boston (1st)	1/6/09

BLOCKED SHOTS

Game	16	Charlotte vs. Toronto	11/25/09
Half	11	Charlotte vs. Toronto (2nd)	12/14/10
Quarter	7	Charlotte vs. Detroit (2nd)	12/27/10
Quarter	7	Charlotte vs. Toronto (4th)	12/14/10
Quarter	7	Charlotte vs. Minnesota (2nd)	3/24/10
Quarter	7	Charlotte vs. Boston (3rd)	12/16/06
Overtime	4	Sacramento (1st)	2/22/08

PERSONAL FOULS

Game	39	Boston*	11/5/05
Half	23	Toronto (2nd)	3/17/12
Quarter	16	Milwaukee (4th)	11/2/07
Overtime	11	Charlotte vs. Portland (1st)	2/9/07

FIELD GOALS MADE

Game	51	Charlotte vs. Washington	4/3/07
Half	30	Chicago (1st)	3/31/06
Quarter	18	Toronto (1st)	3/31/08
Overtime	6	Orlando (1st)	4/6/11
Quarter	6	New York (2nd)	10/30/09
Quarter	6	New Jersey (1st)	12/27/08

FIELD GOALS ATTEMPTED

Game	112	Charlotte vs. L.A. Lakers***	12/29/06
Half	54	Charlotte vs. Denver (2nd)	3/30/12
Quarter	54	Denver (1st)	11/12/06
Quarter	31	Golden State (2nd)	3/8/06
Overtime	12	New Jersey (1st)	12/3/10
Overtime	12	Boston (1st)	11/5/05

FIELD GOAL PERCENTAGE

Game	.646	Charlotte vs. Atlanta (42-65)	1/20/07
Half	.719	Washington (1st) (23-32)	12/27/06
Quarter	.867	Toronto (3rd) (13-15)	2/10/06
Overtime	.750	Charlotte vs. Chicago (1st) (3-4)	12/16/08

THREE-POINT FIELD GOALS MADE

Game	19	San Antonio	12/8/12
Half	12	San Antonio (1st)	12/8/12
Quarter	7	San Antonio (1st)	12/8/12
Quarter	7	Washington (1st)	12/26/07
Overtime	3	Orlando (1st)	4/6/11

THREE-POINT FIELD GOALS ATTEMPTED

Game	41	New York	12/5/12
Half	22	New York (2nd)	12/5/12
Quarter	14	Toronto (4th)	1/20/14
Quarter	14	New York (3rd)	4/15/13
Overtime	6	Atlanta (1st)	1/6/12

THREE-POINT FIELD GOAL PERCENTAGE

Game	.750	Atlanta (6-8)	2/13/08
Half	1.000	Six times	
Quarter	1.000	Several times	
Overtime	1.000	Atlanta (1st) (2-2)	2/13/08
Overtime	1.000	Charlotte vs. Cleveland (1st) (2-2)	3/20/07

FREE THROWS MADE

Game	38	Charlotte vs. Dallas	11/11/05
Half	26	Charlotte vs. Cleveland (2nd)	12/8/07
Quarter	26	Atlanta (2nd)	2/1/06
Quarter	21	Charlotte vs. Cleveland (4th)	12/8/07
Overtime	14	Portland (1st)	2/9/07

FREE THROWS ATTEMPTED

Game	52	Charlotte vs. Dallas	11/11/05
Half	33	Atlanta (2nd)	2/1/06
Quarter	27	Charlotte vs. Milwaukee (4th)	11/2/07
Overtime	19	Portland (1st)	2/9/07

FREE THROW PERCENTAGE

Game	1.000	Orlando (9-9)	12/11/13
Half	1.000	New York (13-13)	4/15/13
Quarter	1.000	Toronto (26-26)	3/20/13
Quarter	1.000	L.A. Clippers (22-22)	12/23/05
Half	1.000	Several times	
Quarter	1.000	Several times	
Overtime	1.000	Several times	

*Denotes Number of Overtime Periods



TIME WARNER CABLE ARENA TEAM LOWS

POINTS

Game	62	Charlotte vs. Boston	12/11/10
Half	62	Charlotte vs. Houston	12/8/06
Quarter	26	Charlotte vs. Detroit (1st)	12/17/05
Quarter	7	New Jersey (3rd)	11/2/09
Quarter	7	New Orleans (2nd)	11/7/08
Overtime	2	Boston (1st)	11/5/05

REBOUNDS

Game	25	Charlotte vs. Atlanta	1/20/07
Half	9	Charlotte vs. New York (2nd)	4/18/07
Quarter	1	Charlotte vs. Atlanta (2nd)	1/20/07
Overtime	1	Charlotte vs. Miami (1st)	1/18/14
Quarter	1	New Jersey (1st)	12/27/08
Quarter	1	Houston (2nd)	1/10/06

OFFENSIVE REBOUNDS

Game	1	Charlotte vs. Chicago	1/5/10
Half	0	Brooklyn (1st)	3/26/14
Half	0	Miami (2nd)	4/3/09
Quarter	0	Indiana (1st)	3/21/09
Quarter	0	Cleveland (2nd)	12/6/08
Overtime	0	Several times	
Overtime	0	Several times	

DEFENSIVE REBOUNDS

Game	16	Miami	11/1/08
Half	6	New Orleans (1st)	12/29/12
Half	6	Miami (1st)	11/1/08
Quarter	1	Charlotte vs. New York (4th)	11/23/05
Overtime	0	Charlotte vs. New Jersey (1st)	3/24/07
Overtime	0	Milwaukee (1st)	4/02/10

ASSISTS

Game	8	Portland	11/14/09
Half	1	Boston (2nd)	1/6/09
Quarter	0	Seven times	
Overtime	0	Charlotte vs. Sacramento (1st)	2/22/08
Quarter	0	Charlotte vs. Atlanta (1st)	2/13/08
Quarter	0	L.A. Lakers (2nd)	12/29/06
Quarter	0	Charlotte vs. Miami (1st)	3/6/06

STEALS

Game	0	Indiana	3/5/14
Half	0	Charlotte vs. Atlanta	3/6/09
Half	0	Several times	
Quarter	0	Several times	
Overtime	0	Several times	

TURNOVERS

Game	5	Charlotte vs. Portland	3/22/14
Game	5	Charlotte vs. New York	1/14/14
Game	5	New Jersey	2/11/11
Half	1	Nine times	
Quarter	0	Several times	
Overtime	0	Several times	

BLOCKED SHOTS

Game	0	Charlotte vs. Atlanta	11/11/13
Game	0	Seattle	11/10/06
Game	0	Charlotte vs. Toronto	2/10/06
Half	0	Several times	
Quarter	0	Several times	
Overtime	0	Several times	

PERSONAL FOULS

Game	9	Memphis	1/19/08
Half	1	Five times	
Quarter	0	Seven times	
Overtime	0	Five times	

FIELD GOALS MADE

Game	21	Charlotte vs. Toronto	2/10/06
Half	8	Boston (2nd)	3/12/13
Half	8	Charlotte vs. New Orleans (2nd)	4/16/12
Quarter	8	Charlotte vs. New Jersey (1st)	11/2/09
Quarter	2	Charlotte vs. New Orleans (3rd)	4/16/12
Quarter	2	New Jersey (3rd)	11/2/09
Quarter	2	New York (4th)	1/31/07
Quarter	2	Orlando (4th)	1/20/06
Overtime	1	Five times	

FIELD GOALS ATTEMPTED

Game	59	Charlotte vs. Detroit	11/3/08
Half	26	Charlotte vs. Detroit (2nd)	11/3/08
Quarter	8	Indiana (4th)	11/16/05
Overtime	4	Charlotte vs. Boston (1st)	1/6/09
Overtime	4	Charlotte vs. Chicago (1st)	12/16/08
Overtime	4	Charlotte vs. Atlanta (1st)	2/13/08

FIELD GOAL PERCENTAGE

Game	.284	Charlotte vs. Houston (23-81)	12/8/06
Half	.190	New Jersey (1st)	11/2/09
Quarter	.125	Orlando (4th) (2-16)	1/20/06
Overtime	.083	Boston (1st) (1-12)	11/5/05

THREE-POINT FIELD GOALS MADE

Game	1	Several times	
Half	0	Several times	
Quarter	0	Several times	
Overtime	0	Several times	

THREE-POINT FIELD GOALS ATTEMPTED

Game	1	Atlanta	1/20/07
Half	0	Atlanta (1st)	1/20/07
Quarter	0	Several times	
Overtime	0	Five times	

THREE-POINT FIELD GOAL PERCENTAGE

Game	.063	Charlotte vs. New Orleans	4/16/12
Half	.000	Several times	
Quarter	.000	Several times	
Overtime	.000	Several times	

FREE THROWS MADE

Game	4	L.A. Lakers	3/31/09
Half	1	Five times	
Quarter	0	Several times	
Overtime	0	Several times	

FREE THROWS ATTEMPTED

Game	6	L.A. Lakers	3/31/09
Half	1	Brooklyn (2nd)	3/26/14
Half	1	Charlotte vs. Chicago (1st)	3/9/11
Half	1	L.A. Clippers (1st)	3/12/10
Quarter	0	Several times	
Overtime	0	Several times	

FREE THROW PERCENTAGE

Game	.375	Chicago (6-16)	12/28/05
Half	.200	Miami (1st) (1-5)	4/3/09
Quarter	.000	Several times	
Overtime	.000	Charlotte vs. Boston (1st) (0-2)	11/5/05

*Denotes Number of Overtime Periods

FRONT OFFICE

BALL OPS

PLAYERS

13-14 REVIEW

HISTORY

RECORDS

PLAYOFFS

NBA

MISC.



TIME WARNER CABLE ARENA INDIVIDUAL HIGHS

TIME WARNER CABLE ARENA INDIVIDUAL HIGHS

POINTS

Game	58	Kobe Bryant vs. L.A. Lakers***	12/29/06
Half	40	Deron Williams vs. New Jersey (2nd)	3/4/12
Quarter	22	Deron Williams vs. New Jersey (3rd)	3/4/12
Overtime	12	Jarrett Jack vs. Portland (1st)	2/9/07

REBOUNDS

Game	25	Emeka Okafor vs. L.A. Lakers***	12/29/06
Half	14	DeAndre Jordan vs. L.A. Clippers (2nd)	1/22/14
Quarter	14	Emeka Okafor vs. New Jersey (2nd)	1/17/07
Overtime	6	Marcus Camby vs. Denver (3rd)	1/14/08
		Nicolas Batum vs. Portland (1st)	12/3/12

OFFENSIVE REBOUNDS

Game	9	Emeka Okafor vs. Philadelphia	1/26/08
	9	David Lee vs. New York	12/21/07
	9	Emeka Okafor vs. Denver	11/12/06
	9	Elton Brand vs. L.A. Clippers	12/23/05
Half	9	David Lee vs. New York (2nd)	12/21/07
Quarter	8	David Lee vs. New York (4th)	12/21/07
Overtime	3	Kendrick Perkins vs. Boston (1st)	1/6/09
	3	Gerald Wallace vs. Cleveland (1st)	3/24/07
	3	Ricky Davis vs. Boston (1st)	11/5/05

DEFENSIVE REBOUNDS

Game	19	Emeka Okafor vs. L.A. Lakers***	12/29/06
	19	Chris Kaman vs. L.A. Clippers	12/23/05
Half	12	Chris Kaman vs. L.A. Clippers (2nd)	12/23/05
Quarter	9	Al Jefferson vs. Toronto (1st)	1/20/14
Overtime	5	Nicolas Batum vs. Portland	12/3/12

ASSISTS

Game	18	Brevin Knight vs. Houston **	1/10/06
Half	11	Rajon Rondo vs. Boston (1st)	4/15/12
	11	D.J. Augustin vs. Detroit (1st)	4/10/11
	11	Raymond Felton vs. Washington (1st)	4/3/07
	11	Brevin Knight vs. Houston (2nd)	1/10/06
Quarter	9	Jeff Teague vs. Atlanta (3rd)	11/11/13
	9	D.J. Augustin vs. Detroit (1st)	4/10/11
Overtime	3	Brevin Knight vs. Houston (1st)	1/10/06

STEALS

Game	8	Kemba Walker vs. Dallas*	11/10/12
	8	Gerald Wallace vs. Milwaukee	1/13/06
	8	Morris Peterson vs. Toronto	2/10/06
Half	7	Morris Peterson vs. Toronto (2nd)	2/10/06
Quarter	5	Chris Paul vs. New Orleans (4th)	11/7/08
	5	Gerald Wallace vs. Milwaukee (3rd)	1/13/06
Overtime	2	Devin Harris vs. New Jersey (1st)	12/27/08

TURNOVERS

Game	9	Stephen Jackson vs. Detroit	12/27/10
	9	Rajon Rondo vs. Boston	1/7/09
	9	Raymond Felton vs. Cleveland*	3/20/07
Half	6	Five times	
Quarter	5	Boris Diaw vs. Miami (3rd)	12/28/11
	5	Gerald Wallace vs. Indiana (3rd)	1/18/06
	5	Raymond Felton vs. New Orleans (2nd)	1/16/06
Overtime	3	Kwame Brown vs. L.A. Lakers (3rd)	12/29/06

BLOCKED SHOTS

Game	8	Emeka Okafor vs. Boston	12/16/06
	8	Emeka Okafor vs. Dallas	11/20/06
Half	6	Emeka Okafor vs. Dallas (1st)	11/20/06
Quarter	5	Emeka Okafor vs. Dallas (2nd)	11/20/06
	5	Tony Battie vs. Orlando (1st)	1/20/06
Overtime	2	Jameer Nelson vs. Orlando (1st)	4/6/11
	2	Emeka Okafor vs. Atlanta (1st)	2/13/08
	2	Andray Blatche vs. Washington (1st)	11/21/07
	2	Kwame Brown vs. L.A. Lakers (2nd)	12/29/06

PERSONAL FOULS

Game	6	Several times	
Half	5	Several times	
Quarter	5	Brevin Knight vs. Utah (4th)	11/14/08
	5	Derek Anderson vs. New York (4th)	4/18/07
Overtime	5	Matt Carroll vs. Portland (1st)	2/9/07

FIELD GOALS MADE

Game	22	Kobe Bryant vs. L.A. Lakers***	12/29/06
Half	12	Al Jefferson vs. Minnesota (2nd)	4/8/08
Quarter	9	Andrew Bogut vs. Milwaukee (1st)	3/28/11
	9	Gerald Wallace vs. Milwaukee (3rd)	11/2/07
Overtime	4	Shaquille O'Neal vs. Miami (1st)	3/6/06

FIELD GOALS ATTEMPTED

Game	45	Kobe Bryant vs. L.A. Lakers***	12/29/06
Half	21	Stephen Curry vs. Golden State (2nd)	12/9/13
	21	LeBron James vs. Cleveland (2nd)	3/20/07
Quarter	13	Jamal Crawford vs. L.A. Clippers (4th)	1/22/14
	13	Stephen Curry vs. Golden State (4th)	12/9/13
	13	D.J. Augustin vs. Washington (3rd)	4/3/11
	13	Allen Iverson vs. Philadelphia (3rd)	2/8/06
Overtime	5	Kemba Walker vs. Milwaukee (1st)	12/23/13
	5	Dante Cunningham vs. Orlando (1st)	4/6/11
	5	Richard Hamilton vs. Detroit (1st)	1/12/08
	5	Raymond Felton vs. Cleveland (1st)	3/20/07

THREE-POINT FIELD GOALS MADE

Game	8	Ben Gordon vs. Portland*	12/3/12
Half	7	Ben Gordon vs. Portland (2nd)	12/3/12
Quarter	6	Shannon Brown vs. Phoenix (4th)	11/7/12
Overtime	2	Gerald Wallace vs. Indiana (1st)	12/31/07

THREE-POINT FIELD GOALS ATTEMPTED

Game	16	Stephen Curry vs. Golden State	12/9/14
Half	9	Five times	
Quarter	7	A. Igoudala vs. Philadelphia (3rd)	4/16/08
Overtime	4	Richard Hamilton vs. Detroit (1st)	1/12/08

FREE THROWS MADE

Game	21	Deron Williams vs. New Jersey	3/4/12
Half	16	Deron Williams vs. New Jersey (2nd)	3/4/12
	16	Marvin Williams vs. Atlanta (2nd)	2/6/09
Quarter	11	Raymond Felton vs. Cleveland (4th)	12/8/07
Overtime	9	Jarrett Jack vs. Portland (1st)	2/9/07

FREE THROWS ATTEMPTED

Game	22	Gerald Wallace vs. Indiana*	12/31/07
	22	Dwyane Wade vs. Miami	11/25/06
Half	19	Dwyane Wade vs. Miami (2nd)	11/25/06
Quarter	13	Dwight Howard vs. Orlando (4th)	12/14/07
Overtime	12	Jarrett Jack vs. Portland (1st)	2/9/07

MINUTES

Game	57	Raymond Felton vs. L.A. Lakers***	12/29/06
------	----	-----------------------------------	----------

* Denotes Number of Overtime Periods

PLAYOFFS





2014 EASTERN CONFERENCE FIRST ROUND (0-4)

G	DATE	SCORE	OPP	W/L	RECORD	ATTEN.	Charlotte High Scorer	Charlotte High Rebounder	Opponent High Scorer
1	4/20	88-99	@MIA	L	0-1	19,640	Walker (20)	Jefferson (10)	James (27)
2	4/23	97-101	@MIA	L	0-2	19,603	Kidd-Gilchrist (22)	Jefferson (13)	James (32)
3	4/26	85-98	MIA	L	0-3	19,633	Jefferson (20)	McRoberts (9)	James (30)
4	4/28	98-109	MIA	L	0-4	19,092	Walker (29)	McRoberts (10)	James (31)

2010 EASTERN CONFERENCE FIRST ROUND (0-4)

G	DATE	SCORE	OPP	W/L	RECORD	ATTEN.	Charlotte High Scorer	Charlotte High Rebounder	Opponent High Scorer
1	4/18	98-98	@ORL	L	0-1	17,461	Wallace (25)	Wallace (17)	Nelson (32)
2	4/21	77-92	@ORL	L	0-2	17,461	Jackson (27)	Diaw (7)	Carter (19)
3	4/24	86-90	ORL	L	0-3	19,596	Jackson (19)	Wallace (8)	Nelson (32)
4	4/26	90-99	ORL	L	0-4	19,086	Thomas (21)	Thomas (9)	Carter (21)

2002 EASTERN CONFERENCE SEMIFINALS (1-4)

G	DATE	SCORE	OPP	W/L	RECORD	ATTEN.	Charlotte High Scorer	Charlotte High Rebounder	Opponent High Scorer
1	5/5	93-99	@NUN	L	0-1	19,071	Davis (23)	Brown (9)	Kidd (21)
2	5/7	88-102	@NUN	L	0-2	20,049	Davis (21)	Lynch (11)	Harris (24)
3	5/9	115-97	NUN	W	1-2	11,363	Davis (26)	Lynch (12)	Jefferson (16)
4	5/12	79-89	NUN	L	1-3	13,864	Davis (20)	Brown (16)	Kidd (24)
5	5/15	95-103	@NUN	L	1-4	20,049	Magloire /Nailon (14)	Lynch (13)	Kidd (23)

2002 EASTERN CONFERENCE FIRST ROUND (3-1)

G	DATE	SCORE	OPP	W/L	ATTEN.	Charlotte High Scorer	Charlotte High Rebounder	Opponent High Scorer
1	4/20	80-79	ORL	W	9,505	Davis (28)	Brown (15)	McGrady (20)
2	4/23	103-111*	ORL	L	10,323	Campbell (27)	Campbell (13)	McGrady (31)
3	4/27	110-100*	@ORL	W	16,754	Davis (33)	Davis (14)	McGrady (37)
4	4/30	102-85	@ORL	W	16,254	Davis (28)	Davis (11)	McGrady (35)

2001 EASTERN CONFERENCE SEMIFINALS (3-4)

G	DATE	SCORE	OPP	W/L	ATTEN.	Charlotte High Scorer	Charlotte High Rebounder	Opponent High Scorer
1	5/6	92-104	@MIL	L	18,717	Mashburn (23)	Campbell (13)	Allen (26)
2	5/8	90-91	@MIL	L	18,717	Wesley (20)	Brown (11)	Allen (28)
3	5/10	102-92	MIL	W	17,392	Mashburn (36)	Brown (16)	Robinson (23)
4	5/13	85-78	MIL	W	18,756	Mashburn (31)	Brown (13)	Allen (19)
5	5/15	94-86	@MIL	W	18,717	Mashburn (24)	Campbell (10)	Robinson (22)
6	5/17	97-104	MIL	L	23,509	Wesley (27)	Mashburn (9)	Cassell (33)
7	5/20	95-104	@MIL	L	18,717	Davis (29)	Campbell (10)	Robinson (29)

* Denotes Number of Overtime Periods



2001 EASTERN CONFERENCE FIRST ROUND (3-0)

G	DATE	SCORE	OPP	W/L	ATTEN.	Charlotte High Scorer	Charlotte High Rebounder	Opponent High Scorer
1	4/21	106-80	@MIA	W	20,085	Mashburn (28)	Brown (7)	House (16)
2	4/23	102-76	@MIA	W	16,500	Mashburn (22)	Brown (8)	Jones (21)
3	4/27	94-79	MIA	W	22,283	Davis/Mashburn (21)	Brown (12)	Jones (22)

2000 EASTERN CONFERENCE FIRST ROUND (1-3)

G	DATE	SCORE	OPP	W/L	ATTEN.	Charlotte High Scorer	Charlotte High Rebounder	Opponent High Scorer
1	4/22	82-92	PHI	L	15,023	Coleman (23)	Coleman (16)	Iverson (40)
2	4/24	108-98*	PHI	W	11,686	Coleman (26)	Campbell (14)	Kukoc (20)
3	4/28	76-81	@PHI	L	20,849	Jones (18)	Coleman (17)	Iverson (24)
4	5/1	105-99	@PHI	L	20,712	Mashburn/Campbell (21)	Coleman/Campbell (11)	Iverson (26)

1998 EASTERN CONFERENCE SEMIFINALS (1-4)

G	DATE	SCORE	OPP	W/L	ATTEN.	Charlotte High Scorer	Charlotte High Rebounder	Opponent High Scorer
1	5/3	70-83	@CHI	L	23,844	Rice (25)	Divac (14)	Jordan (35)
2	5/6	78-76	@CHI	W	23,844	Mason/Curry (15)	Divac (19)	Jordan (22)
3	5/8	89-103	CHI	L	23,799	Rice (31)	Divac (13)	Jordan (27)
4	5/10	80-94	CHI	L	23,799	Divac (15)	Rice (9)	Jordan (31)
5	5/13	84-93	@CHI	L	23,844	Rice (30)	Divac (15)	Jordan (33)

1998 EASTERN CONFERENCE FIRST ROUND (3-1)

G	DATE	SCORE	OPP	W/L	ATTEN.	Charlotte High Scorer	Charlotte High Rebounder	Opponent High Scorer
1	4/23	97-87	ATL	W	19,176	Rice (34)	Mason/Divac (7)	Smith (35)
2	4/25	92-85	ATL	W	20,390	Mason (25)	Rice (13)	Henderson/Smith (22)
3	4/28	64-96	@ATL	L	19,745	Mason (12)	Divac (7)	Blaylock (16)
4	5/1	91-82	@ATL	W	22,074	Mason (29)	Mason (14)	Smith (27)

1997 EASTERN CONFERENCE FIRST ROUND (0-3)

G	DATE	SCORE	OPP	W/L	ATTEN.	Charlotte High Scorer	Charlotte High Rebounder	Opponent High Scorer
1	4/24	99-109	@NYK	L	19,763	Divac (27)	Mason (13)	Houston (25)
2	4/26	93-100	@NYK	L	19,763	Rice (39)	Mason/Divac (12)	Ewing (30)
3	4/28	95-104	NYK	L	24,042	Rice (22)	Mason (11)	Johnson (22)

1995 EASTERN CONFERENCE FIRST ROUND (1-3)

G	DATE	SCORE	OPP	W/L	ATTEN.	Charlotte High Scorer	Charlotte High Rebounder	Opponent High Scorer
1	4/28	*100-108	CHI	L	23,859	Mourning (32)	Mourning (13)	Jordan (48)
2	4/30	106-89	CHI	W	23,859	Johnson (25)	Mourning (20)	Jordan (32)
3	5/2	80-103	@CHI	L	24,114	Johnson (22)	Mourning (7)	Jordan (25)
4	5/4	84-85	@CHI	L	24,221	Mourning (20)	Mourning (13)	Jordan/Pippen (24)



1993 EASTERN CONFERENCE SEMIFINALS (1-4)

G	DATE	SCORE	OPP	W/L	ATTEN.	Charlotte High Scorer	Charlotte High Rebounder	Opponent High Scorer
1	5/9	95-111	@NYK	L	19,763	Mourning (27)	Mourning (13)	Ewing (33)
2	5/12	*101-105	@NYK	L	19,763	Mourning (24)	Green (10)	Ewing (34)
3	5/14	**110-106	NYK	W	23,698	Mourning (34)	Mourning (10)	Ewing (26)
4	5/16	92-94	NYK	L	23,698	Johnson (24)	Mourning (8)	Ewing (28)
5	5/18	101-105	@NYK	L	19,763	Gill (26)	Mourning (12)	Oakley (21)

1993 EASTERN CONFERENCE FIRST ROUND (3-1)

G	DATE	SCORE	OPP	W/L	ATTEN.	Charlotte High Scorer	Charlotte High Rebounder	Opponent High Scorer
1	4/29	101-112	@BOS	L	14,890	Mourning (30)	Johnson (13)	McDaniel (21)
2	5/1	**99-98	@BOS	W	14,890	Johnson (23)	Mourning (14)	McHale (30)
3	5-3	119-89	BOS	W	23,698	Johnson (29)	Johnson (11)	Gamble (19)
4	5/5	104-103	BOS	W	23,698	Mourning (33)	Mourning (7)	Parish (24)

* Denotes Number of Overtime Periods



2014 FIRST ROUND VS. MIAMI HEAT

	FIELD GOALS							FREE THROWS		REBOUNDS									
PLAYER	G	GS	MIN	FGM-FGA	PCT	3FGM-3FGA	PCT.	FTM-FTA	PCT.	OR-DR	TOT	AST	PF	STL	DQ	TO	BLK	PTS	PPG
Walker	4	4	153	26-55	.473	12-24	.500	14-18	.778	1-14	15	24	6	0	8	15	3	78	19.5
Jefferson	3	3	106	26-53	.491	0-0	---	4-5	.800	6-22	28	2	7	0	1	1	5	56	18.7
McRoberts	4	4	154	15-33	.455	8-17	.471	8-10	.800	1-26	27	15	13	0	4	6	1	46	11.5
Neal	4	0	104	18-51	.353	4-18	.222	5-7	.714	3-5	8	4	9	0	0	8	0	45	11.3
Henderson	4	4	119	14-37	.378	0-9	.000	11-17	.647	1-15	16	9	12	1	4	6	1	39	9.8
Douglas-R.	4	0	70	11-16	.688	4-8	.500	12-14	.857	2-6	8	2	11	0	0	4	0	38	9.5
Kidd-Gilchrist	4	4	91	14-27	.519	0-1	.000	6-10	.600	8-18	26	6	13	0	0	8	2	34	8.5
Biyombo	3	1	48	3-5	.600	0-0	---	2-6	.333	5-6	11	1	4	0	0	0	2	8	2.7
Ridnour	4	0	36	4-13	.308	2-6	.333	0-0	---	0-4	4	12	1	0	0	4	1	10	2.5
Zeller	4	0	53	3-9	.333	0-0	---	2-4	.500	5-4	9	2	3	0	0	2	3	8	2.0
Tolliver	4	0	21	1-2	.500	1-2	.500	3-3	1.000	1-3	4	1	2	0	0	0	0	6	1.5
Pargo	1	0	3	0-0	---	0-0	---	0-0	---	0-1	1	1	0	0	0	1	0	0	0.0
White	1	0	3	0-0	---	0-0	---	0-0	---	0-2	2	0	0	0	0	1	0	0	0.0
CHARLOTTE	4	960	135-301	.449	31-85	.365	67-94	.713	33-126	159	79	81	1	17	60	18	368	92.0	
MIAMI	4	960	145-304	.477	38-88	.432	79-104	.760	21-126	147	84	79	0	29	42	18	407	101.8	

2010 FIRST ROUND VS. ORLANDO MAGIC

	FIELD GOALS							FREE THROWS		REBOUNDS										
PLAYER	G	GS	MIN	FGM-FGA	PCT	3FGM-3FGA	PCT.	FTM-FTA	PCT.	OR-DR	TOT	AST	PF	STL	DQ	TO	BLK	PTS	PPG	
Walker	4	4	153	26-55	.473	12-24	.500	14-18	.778	1-14	15	24	6	0	8	15	3	78	19.5	
Wallace	4	4	164	21-44	.477	5-11	.455	23-35	.657	2-34	36	9	9	0	5	3	6	70	17.5	
Felton	4	4	130	17-42	.405	4-3	.308	9-12	.750	3-7	10	20	8	0	2	6	0	47	11.8	
Thomas	4	0	68	15-24	.625	0-0	---	5-6	.833	6-16	22	2	9	0	2	4	2	35	8.8	
Diaw	4	4	152	14-28	.500	1-9	.111	1-2	.500	7-13	20	16	11	0	1	12	3	30	7.5	
Hughes	4	0	58	8-17	.471	4-10	.400	4-7	.571	1-12	13	6	8	0	0	3	0	24	6.0	
Mohammed	4	0	48	11-19	.579	0-0	---	2-3	.667	5-3	8	2	13	0	1	1	2	24	6.0	
Chandler	4	0	60	6-11	.545	0-0	---	2-3	.667	3-7	10	2	16	1	2	4	3	14	3.5	
Ratliff	4	4	47	3-8	.375	0-0	---	1-2	.500	0-3	3	1	15	0	2	2	0	7	1.8	
Brown	2	0	1	1-1	1.000	0-0	---	0-0	---	0-0	0	0	0	0	0	0	0	2	1.0	
Graham	2	0	5	0-4	.000	0-1	.000	0-0	---	0-0	0	1	1	0	1	1	0	0	0.0	
CHARLOTTE	4	960	125-282	.443	19-68	.279	73-102	.716	34-112	146	81	107	1	22	62	18	342	85.5		
ORLANDO	4	960	121-275	.440	45-120	.375	92-129	.713	37-114	151	62	94	4	31	51	26	379	94.8		



2002 FIRST ROUND VS. ORLANDO MAGIC

	FIELD GOALS							FREE THROWS		REBOUNDS									
PLAYER	G	GS	MIN	FGM-FGA	PCT	3FGM-3FGA	PCT.	FTM-FTA	PCT.	OR-DR	TOT	AST	PF	STL	DQ	TO	BLK	PTS	PPG
Davis	4	4	186	35-87	.402	10-26	.385	20-27	.741	9-27	36	37	13	1	11	10	3	100	25.0
Wesley	4	4	168	21-54	.389	7-12	.583	13-14	.929	3-8	11	6	12	0	4	9	2	62	15.5
Campbell	4	4	107	24-52	.462	0-0	---	5-6	.833	9-21	30	8	14	0	1	7	9	53	13.3
Magloire	4	0	93	11-19	.579	0-0	---	28-35	.800	6-16	22	3	12	0	0	6	6	50	12.5
Brown	4	4	152	17-41	.415	0-0	---	15-21	.714	15-25	40	8	14	1	4	5	2	49	12.3
Augmon	4	0	86	9-21	.429	0-0	---	9-11	.818	4-11	15	8	14	1	6	5	1	27	6.8
Nailon	4	1	79	11-25	.440	0-0	---	5-8	.625	2-6	8	5	6	0	1	2	0	27	6.8
Lynch	4	2	98	7-15	.467	0-0	---	3-6	.500	15-13	28	3	11	0	4	4	0	17	4.3
Traylor	4	0	29	3-9	.333	0-0	---	4-6	.667	0-9	9	1	7	0	2	2	1	10	2.5
Drew	1	0	1	0-0	---	0-0	---	0-0	---	0-0	0	0	0	0	0	0	0	0	0.0
Haston	1	0	1	0-0	---	0-0	---	0-0	---	0-0	0	0	0	0	0	0	0	0	0.0
Mashburn	1	1	10	0-6	.000	0-1	.000	0-0	---	0-1	1	1	0	0	0	0	0	0	0.0
CHARLOTTE	4	1010	138-329	.419	17-39	.436	102-134	.761	63-137	200	80	103	3	33	57	24	395	98.8	
ORLANDO	4	1010	133-315	.422	17-66	.258	92-124	.742	36-122	158	78	103	0	22	48	154	375	93.8	

2002 SECOND ROUND VS. NEW JERSEY NETS

PLAYER	FIELD GOALS							FREE THROWS		REBOUNDS									
	G	GS	MIN	FGM-FGA	PCT	3FGM-3FGA	PCT.	FTM-FTA	PCT.	OR-DR	TOT	AST	PF	STL	DQ	TO	BLK	PTS	PPG
Davis	5	5	215	36-101	.356	11-36	.306	20-40	.500	7-20	27	34	23	1	21	17	2	103	20.6
Wesley	5	5	209	31-75	.413	10-26	.385	8-9	.889	0-6	6	25	18	0	6	12	0	80	16.0
Campbell	5	5	147	25-58	.431	0-1	.000	19-28	.679	5-25	30	8	20	0	5	10	14	69	13.8
Magloire	4	0	75	11-21	.524	0-0	---	26-36	.722	11-12	23	2	18	1	0	11	9	48	12.0
Lynch	5	5	188	22-44	.500	2-6	.333	6-7	.857	17-31	48	11	15	0	6	6	6	52	10.4
Brown	5	5	179	15-34	.441	0-0	---	13-16	.813	14-32	46	6	23	2	2	3	10	43	8.6
Nailon	5	0	81	16-34	.471	0-1	.000	10-11	.909	8-8	16	1	11	0	2	5	0	42	8.4
Augmon	5	0	66	7-20	.350	0-0	---	7-10	.700	3-9	12	5	7	0	4	7	0	21	4.2
Drew	1	0	4	1-1	1.000	0-0	---	0-0	---	0-0	0	2	0	0	0	0	0	2	2.0
Haston	1	0	3	1-1	1.000	0-0	---	0-0	---	0-1	1	0	1	0	1	0	0	2	2.0
Traylor	4	0	33	4-11	.364	0-1	.000	0-0	---	4-3	7	2	8	0	0	2	1	8	2.0
CHARLOTTE	5	1200	169-400	.423	23-71	.324	109-157	.694	69-147	216	96	144	4	47	76	42	470	94.0	
NEW JERSEY	5	1200	176-408	.431	20-67	.299	118-155	.761	67-144	211	114	129	4	36	72	32	490	98.0	



2002 BOTH ROUNDS COMBINED

PLAYER	G	GS	MIN	FIELD GOALS				FREE THROWS		REBOUNDS				STL	DQ	TO	BLK	PTS	PPG
				FGM-FGA	PCT	3FGM-3FGA	PCT.	FTM-FTA	PCT.	OR-DR	TOT	AST	PF						
Davis	9	9	401	71-188	.378	21-62	.339	40-67	.597	16-47	63	71	36	2	32	27	5	203	22.6
Wesley	9	9	377	52-129	.403	17-38	.447	21-23	.913	3-14	17	31	30	0	10	21	2	142	15.8
Campbell	9	9	254	49-110	.445	0-1	.000	24-34	.706	14-46	60	16	34	0	6	17	23	122	13.6
Magloire	8	0	168	22-40	.550	0-0	---	54-71	.761	17-28	45	5	30	1	0	17	15	98	12.3
Brown	9	9	331	32-75	.427	0-0	---	28-37	.757	29-57	86	14	37	3	6	8	12	92	10.2
Lynch	9	7	286	29-59	.492	2-6	.333	9-13	.692	32-44	76	14	26	0	10	10	6	69	7.7
Nailon	9	1	160	27-59	.458	0-1	.000	15-19	.789	10-14	24	6	17	0	3	7	0	69	7.7
Augmon	9	0	152	16-41	.90	0-0	---	16-21	.762	7-20	27	13	21	1	10	12	1	48	5.3
Traylor	8	0	62	7-20	.350	0-1	.000	4-6	.667	4-12	16	3	15	0	2	4	2	18	2.3
Drew	2	0	5	1-1	1.000	0-0	---	0-0	---	0-0	0	2	0	0	0	0	0	2	1.0
Haston	2	0	4	1-1	1.000	0-0	---	0-0	---	0-1	1	0	1	0	1	0	0	2	1.0
Mashburn	1	1	10	0-6	.000	0-1	.000	0-0	---	0-1	1	1	0	0	0	0	0	0	0.0
CHARLOTTE	9	2210	307-729	.421	40-110	.364	211-291	.725	132-284	416	176	247	7	80	133	66	865	96.1	
OPPONENTS	9	2210	309-722	.428	37-133	.278	210-279	.753	103-266	369	192	323	4	58	120	47	865	96.1	

2001 FIRST ROUND VS. MIAMI HEAT

PLAYER	G	GS	MIN	FIELD GOALS			FREE THROWS			REBOUNDS			AST	PF	STL	DQ	TO	BLK	PTS	PPG
				FGM-FGA	PCT	3FGM-3FGA	PCT.	FTM-FTA	PCT.	OR-DR	TOT									
Mashburn	3	3	119	22-50	.440	2-3	.667	25-25	1.000	4-14	18	14	6	0	4	7	0	71	23.7	
Davis	3	3	110	22-40	.550	4-10	.400	13-15	.867	4-10	14	15	6	0	9	10	0	61	20.3	
Wesley	3	3	95	18-33	.545	7-10	.700	7-9	.778	2-7	9	6	4	0	8	2	1	50	16.7	
Robinson	3	0	63	17-24	.708	0-0	---	2-2	1.000	6-8	14	5	3	0	2	2	1	36	12.0	
Brown	3	3	110	7-17	.412	0-0	---	10-13	.769	9-18	27	3	9	0	5	7	4	24	8.0	
Campbell	3	3	63	5-17	.294	0-0	---	9-12	.750	3-10	13	2	14	1	1	5	2	19	6.3	
Coleman	3	0	62	5-22	.227	1-7	.143	4-5	.800	4-12	16	4	9	0	3	3	1	15	5.0	
Hawkins	3	0	40	3-8	.375	1-4	.250	5-7	.714	1-7	8	3	4	0	3	0	0	12	4.0	
Burrell	2	0	12	2-3	.667	0-1	.000	1-2	.500	0-3	3	1	0	0	2	0	0	5	2.5	
Magloire	3	0	29	2-5	.400	0-0	---	2-8	.250	2-5	7	0	6	0	0	1	3	6	2.0	
Recasner	2	0	9	0-1	.000	0-0	---	3-4	.750	0-1	1	2	0	0	0	1	0	3	1.5	
Thorpe	2	0	8	0-3	.000	0-0	---	0-0	---	1-0	1	0	1	0	0	1	0	0	0.0	
CHARLOTTE	3	720	103-223	.462	15-35	.429	81-102	.794	36-95	131	55	62	1	37	42	12	302	100.7		
MIAMI	3	720	89-217	.410	16-50	.320	41-58	.707	22-83	105	50	76	0	15	56	15	235	78.3		



2001 SECOND ROUND VS. MILWAUKEE BUCKS

PLAYER	FIELD GOALS							FREE THROWS		REBOUNDS									
	G	GS	MIN	FGM-FGA	PCT	3FGM-3FGA	PCT.	FTM-FTA	PCT.	OR-DR	TOT	AST	PF	STL	DQ	TO	BLK	PTS	PPG
Mashburn	7	7	300	62-158	.392	5-18	.278	49-63	.778	14-30	44	43	18	0	8	23	3	178	25.4
Wesley	7	7	299	45-101	.446	6-23	.261	24-32	.750	2-19	21	33	24	0	8	12	0	120	17.1
Davis	7	7	287	37-83	.446	16-40	.400	27-41	.659	5-25	30	43	27	0	19	12	5	117	16.7
Campbell	7	7	224	37-89	.416	0-0	---	28-37	.757	24-42	66	5	23	0	4	12	9	102	14.6
Brown	7	7	275	21-50	.420	0-0	---	14-16	.875	32-41	73	8	22	1	7	5	10	56	8.0
Coleman	2	0	26	4-12	.333	1-1	1.000	3-4	.750	5-4	9	2	3	0	1	2	1	12	6.0
Magloire	7	0	81	14-23	.609	0-0	---	5-15	.333	6-15	21	3	14	0	0	3	3	33	4.7
Robinson	7	0	129	14-36	.389	1-3	.333	4-4	1.000	3-16	19	4	9	0	2	3	3	33	4.7
Thorpe	6	0	49	2-6	.333	0-0	---	0-0	---	5-11	16	0	7	0	0	1	0	4	0.7
Hawkins	3	0	10	0-0	---	0-0	---	0-0	---	0-1	1	1	0	0	0	0	0	0	0.0
CHARLOTTE	7	1680	238-558	.423	29-85	.341	54-212	.726	96-204	300	142	147	1	49	79	34	655	93.6	
MILWAUKEE	7	1680	244-560	.436	48-124	.387	123-156	.788	84-220	304	168	173	2	42	94	54	659	94.1	

2001 BOTH ROUNDS COMBINED

	FIELD GOALS							FREE THROWS		REBOUNDS										
PLAYER	G	GS	MIN	FGM-FGA	PCT	3FGM-3FGA	PCT.	FTM-FTA	PCT.	OR-DR	TOT	AST	PF	STL	DQ	TO	BLK	PTS	PPG	
Mashburn	10	10	419	84-208	.404	7-21	.333	74-88	.841	18-44	62	57	24	0	12	30	3	249	24.9	
Davis	10	10	397	59-123	.480	20-50	.400	40-56	.714	9-35	44	58	33	0	28	22	5	178	17.8	
Wesley	10	10	394	63-134	.470	13-33	.394	31-41	.756	4-26	30	39	28	0	16	14	1	170	17.0	
Campbell	10	10	287	42-106	.396	0-0	---	37-49	.755	27-52	79	7	37	1	5	17	11	121	12.1	
Brown	10	0	385	28-67	.418	0-0	---	24-29	.828	41-59	100	11	31	1	12	12	14	80	8.0	
Robinson	10	0	192	31-60	.517	1-3	.333	6-6	1.000	9-24	33	9	12	0	4	5	4	69	6.9	
Coleman	5	0	88	9-34	.265	2-8	.250	7-9	.778	9-16	25	6	12	0	4	5	2	27	5.4	
Magloire	10	0	110	16-28	.571	0-0	---	7-23	.304	8-20	28	3	20	0	0	4	6	39	3.9	
Burrell	2	0	12	2-3	.667	0-1	.000	1-2	.500	0-3	3	1	0	0	2	0	0	5	2.5	
Hawkins	6	0	50	3-8	.375	1-4	.250	5-7	.714	1-8	9	4	4	0	3	0	0	12	2.0	
Recasner	2	0	9	0-1	.000	0-0	---	3-4	.750	0-1	1	2	0	0	0	1	0	3	1.5	
Thorpe	8	0	57	2-9	.222	0-0	---	0-0	---	6-11	17	0	8	0	0	2	0	4	0.5	
CHARLOTTE	10	2400	339-781	.434	44-120	.367	235-314	.748	132-299	431	197	209	2	86	121	46	957	95.7		
OPPONENTS	10	2400	333-777	.429	64-174	.368	164-214	.766	106-303	409	218	249	2	57	150	69	894	89.4		



2000 FIRST ROUND VS. PHILADELPHIA 76ERS

PLAYER	G	GS	MIN	FIELD GOALS				FREE THROWS		REBOUNDS				PF	STL	DQ	TO	BLK	PTS	PPG
				FGM-FGA	PCT	3FGM-3FGA	PCT.	FTM-FTA	PCT.	OR-DR	TOT	AST								
Coleman	4	4	169	27-57	.474	5-16	.313	22-28	.786	10-40	50	14	11	1	3	13	12	81	20.3	
Jones	4	4	171	22-58	.379	9-26	.346	15-16	.938	4-16	20	19	12	0	10	5	3	68	17.0	
Campbell	4	4	150	22-47	.468	0-1	.000	13-14	.929	9-24	33	4	16	0	2	8	4	57	14.3	
Mason	4	4	179	18-38	.474	0-1	.000	14-20	.700	16-23	39	22	13	0	4	13	0	50	12.5	
Wesley	4	4	152	16-48	.333	3-10	.300	9-9	1.000	3-9	12	19	17	0	8	6	0	44	11.0	
Miller	4	0	62	9-17	.529	0-0	---	12-15	.800	8-5	13	3	11	0	0	9	3	30	7.5	
B. Davis	4	0	57	10-23	.435	1-6	.167	2-4	.500	3-3	6	6	6	0	4	3	0	23	5.8	
Robinson	4	0	45	5-12	.417	0-0	---	2-2	1.000	1-2	3	4	2	0	2	1	1	12	3.0	
CHARLOTTE	4	985	129-300	.430	18-60	.300	89-108	.824	54-122	176	91	88	1	33	62	23	365	91.3		
PHILADELPHIA	4	985	137-320	.428	24-60	.400	78-101	.772	52-110	162	85	97	1	28	51	24	376	94.0		

1998 FIRST ROUND VS. ATLANTA HAWKS

	FIELD GOALS							FREE THROWS		REBOUNDS										
PLAYER	G	GS	MIN	FGM-FGA	PCT	3FGM-3FGA	PCT.	FTM-FTA	PCT.	OR-DR	TOT	AST	PF	STL	DQ	TO	BLK	PTS	PPG	
Rice	4	4	154	37-71	.521	4-12	.333	14-19	.737	5-19	24	3	11	0	2	6	1	92	23.0	
Mason	4	4	168	32-50	.640	0-0	---	12-24	.500	7-26	33	11	5	0	3	9	0	76	19.0	
Divac	4	4	153	21-35	.600	0-0	---	6-11	.545	5-27	32	17	16	0	2	10	4	48	12.0	
Wesley	4	4	147	15-42	.357	6-10	.600	12-17	.706	5-7	12	33	10	0	6	10	0	48	12.0	
Curry	4	0	89	12-25	.480	2-6	.333	1-1	1.000	2-7	9	8	12	0	3	1	3	27	6.8	
Phills	4	4	121	12-29	.414	2-4	.500	1-6	.167	4-10	14	11	11	0	4	5	0	27	6.8	
Reid	4	0	53	5-16	.313	0-1	.000	5-7	.714	3-6	9	1	11	0	3	6	2	15	3.8	
Beck	2	0	5	2-3	.667	0-1	.000	0-0	---	0-0	0	0	0	0	2	1	0	4	2.0	
Armstrong	4	0	40	2-9	.222	0-1	.000	0-0	---	1-1	2	4	4	0	2	2	0	4	1.0	
Royal	2	0	15	0-3	.000	0-0	---	2-2	1.000	0-2	2	1	2	0	0	0	0	2	1.0	
Williams	2	0	11	0-1	.000	0-0	---	1-2	.500	0-4	4	0	3	0	1	0	1	1	0.5	
Geiger	1	0	4	0-0	---	0-0	---	0-0	---	0-0	0	0	0	0	0	0	0	0	0.0	
CHARLOTTE	4	960	138-284	.486	14-35	.400	54-89	.607	32-109	141	89	85	0	28	54	11	344	86.0		
ATLANTA	4	960	131-292	.449	27-72	.375	61-89	.685	44-116	160	68	94	2	31	51	19	350	87.5		

FRONT OFFICE

BALL OPS

PLAYERS

13-14 REVIEW

HISTORY

RECORDS

PLAYOFFS

NBA

MISC.



PLAYOFFS

1998 SECOND ROUND VS. CHICAGO BULLS

	FIELD GOALS							FREE THROWS		REBOUNDS										
PLAYER	G	GS	MIN	FGM-FGA	PCT	3FGM-3FGA	PCT.	FTM-FTA	PCT.	OR-DR	TOT	AST	PF	STL	DQ	TO	BLK	PTS	PPG	
Rice	5	5	215	45-102	.441	7-24	.292	16-17	.941	6-21	27	10	15	0	3	7	2	113	22.6	
Mason	5	5	199	25-49	.510	0-1	.000	13-18	.722	10-28	38	20	12	0	5	13	0	63	12.6	
Divac	5	5	192	21-52	.404	0-1	.000	14-22	.636	20-46	66	14	18	1	5	12	10	56	11.2	
Wesley	5	5	138	18-41	.439	3-11	.273	3-4	.750	0-6	6	27	15	0	1	9	0	42	8.4	
Armstrong	5	0	106	14-33	.424	2-4	.500	3-4	.750	1-7	8	14	7	0	4	4	0	33	6.6	
Phills	5	5	148	13-35	.371	3-13	.231	1-2	.500	0-9	9	13	13	0	6	8	2	30	6.0	
Curry	5	0	82	9-27	.333	2-10	.200	5-6	.833	4-6	10	2	9	0	4	4	0	25	5.0	
Royal	2	0	13	3-4	.750	0-0	---	1-2	.500	0-2	2	0	2	0	0	1	0	7	3.5	
Reid	5	0	61	6-12	.500	0-0	---	3-3	1.000	4-7	11	1	12	0	0	5	0	15	3.0	
Beck	4	0	21	4-9	.444	1-1	1.000	2-2	1.000	1-0	1	0	4	0	2	2	0	11	2.8	
Williams	2	0	7	1-2	.500	0-0	---	2-2	1.000	1-0	1	0	0	0	0	0	0	4	2.0	
Geiger	3	0	18	1-6	.167	0-0	---	0-0	---	3-2	5	1	2	0	0	1	0	2	0.7	
CHARLOTTE	5	1200	160-372	.430	18-65	.277	63-82	.768	50-134	184	102	109	1	30	73	14	401	80.2		
CHICAGO	5	1200	171-384	.445	18-62	.290	89-116	.767	64-147	211	111	95	0	41	59	21	449	89.8		

1998 BOTH ROUNDS COMBINED

PLAYER	FIELD GOALS							FREE THROWS		REBOUNDS										PTS	PPG
	G	GS	MIN	FGM-FGA	PCT	3FGM-3FGA	PCT.	FTM-FTA	PCT.	OR-DR	TOT	AST	PF	STL	DQ	TO	BLK				
Rice	9	9	369	82-173	.474	11-36	.306	30-36	.833	11-40	51	13	26	0	5	13	3	205	22.8		
Mason	9	9	367	57-99	.576	0-1	.000	25-42	.595	17-54	71	31	17	0	8	22	0	139	15.4		
Divac	9	9	345	42-87	.483	0-1	.000	20-33	.606	25-73	98	31	34	1	7	22	14	104	11.6		
Wesley	9	9	285	33-83	.398	9-21	.429	15-21	.714	5-13	18	60	25	0	7	19	0	90	10.0		
Phills	9	9	269	25-64	.391	5-17	.294	2-8	.250	4-19	23	24	24	0	10	13	2	57	6.3		
Curry	9	0	171	21-52	.404	4-16	.250	6-7	.857	6-13	19	10	21	0	7	5	3	52	5.8		
Armstrong	9	0	146	16-42	.381	2-5	.400	3-4	.750	2-8	10	18	11	0	6	6	0	37	4.1		
Reid	9	0	114	11-28	.393	0-1	.000	8-10	.800	7-13	20	2	23	0	3	11	2	30	3.3		
Beck	6	0	26	6-12	.500	1-2	.500	2-2	1.000	1-0	1	0	4	0	4	3	0	15	2.5		
Royal	4	0	28	3-7	.429	0-0	---	3-4	.750	0-4	4	1	4	0	0	1	0	9	2.3		
Williams	4	0	18	1-3	.333	0-0	---	3-4	.750	1-4	5	0	3	0	1	0	1	5	1.3		
Geiger	4	0	22	1-6	.167	0-0	---	0-0	---	3-2	5	1	2	0	0	1	0	2	0.5		
CHARLOTTE	9	2160	298-656	.454	32-100	.320	117-171	.684	82-243	325	191	194	1	58	127	25	745	82.8			
OPPONENTS	9	2160	302-676	.447	45-134	.336	150-205	.732	108-263	371	179	189	2	72	110	40	799	88.8			



1997 FIRST ROUND VS. NEW YORK KNICKS

	FIELD GOALS							FREE THROWS		REBOUNDS									
PLAYER	G	GS	MIN	FGM-FGA	PCT	3FGM-3FGA	PCT.	FTM-FTA	PCT.	OR-DR	TOT	AST	PF	STL	DQ	TO	BLK	PTS	PPG
Rice	3	3	137	28-57	.491	6-16	.375	21-23	.913	1-10	11	11	11	0	4	4	1	83	27.7
Divac	3	3	116	21-46	.457	0-3	.000	12-15	.800	13-13	26	10	11	0	3	6	6	54	18.0
Bogues	2	2	58	11-19	.579	6-7	.857	4-4	1.000	1-2	3	5	3	0	1	6	0	32	16.0
Mason	3	3	131	16-38	.421	0-0	---	7-13	.538	8-28	36	9	6	0	1	9	1	39	13.0
Delk	3	1	85	13-31	.419	5-13	.385	0-0	---	5-5	10	6	10	0	2	2	0	31	10.3
Pierce	3	2	87	11-24	.458	1-7	.143	0-0	---	1-7	8	4	8	0	2	3	0	23	7.7
Curry	3	1	50	5-17	.294	1-4	.250	3-3	1.000	1-0	1	5	5	0	4	1	0	14	4.7
Geiger	3	0	31	2-3	.667	0-0	---	2-2	1.000	4-4	8	2	5	0	2	2	1	6	2.0
Rose	2	0	12	2-4	.500	0-0	---	0-0	---	4-1	5	1	2	0	0	2	0	4	2.0
Smith	2	0	9	0-1	.000	0-1	.000	1-2	.500	0-1	1	2	1	0	1	3	0	1	0.5
Royal	1	0	4	0-1	.000	0-0	---	0-0	---	0-2	2	0	1	0	0	0	0	0	0.0
CHARLOTTE	3	720	109-241	.452	19-51	.373	50-62	.806	38-73	111	55	63	0	20	40	9	287	95.7	
NEW YORK	3	720	126-221	.570	26-57	.456	35-52	.673	24-83	107	80	66	0	21	44	10	313	104.3	

1995 FIRST ROUND VS. CHICAGO BULLS

	FIELD GOALS							FREE THROWS		REBOUNDS									
PLAYER	G	GS	MIN	FGM-FGA	PCT	3FGM-3FGA	PCT.	FTM-FTA	PCT.	OR-DR	TOT	AST	PF	STL	DQ	TO	BLK	PTS	PPG
Mourning	4	4	174	24-57	.421	4-8	.500	36-43	.837	14-39	53	11	17	0	3	14	13	88	22.0
Johnson	4	4	172	31-65	.477	1-9	.111	20-25	.800	10-13	23	11	7	0	4	6	2	83	20.8
Curry	4	0	107	16-34	.471	9-21	.429	10-11	.909	5-4	9	6	11	0	0	6	0	51	12.8
Hawkins	4	4	130	13-32	.406	4-13	.308	15-17	.882	5-16	21	8	13	1	6	9	2	45	11.3
Bogues	4	4	145	14-45	.311	1-3	.333	5-5	1.000	3-3	6	25	8	0	4	9	0	34	8.5
Wingate	4	4	73	13-27	.481	2-6	.333	4-6	.667	3-3	6	15	14	0	4	4	0	32	8.0
Adams	1	0	11	2-5	.400	0-2	.000	0-0	---	0-1	1	2	0	0	0	0	0	4	4.0
Gattison	4	0	58	5-8	.625	0-0	---	5-8	.625	5-7	12	2	16	0	2	5	0	15	3.8
Parish	4	0	71	6-11	.545	0-0	---	2-5	.400	4-5	9	1	2	0	0	1	3	14	3.5
Hancock	3	0	18	2-6	.333	0-0	---	0-0	---	2-2	4	1	5	0	1	3	0	4	1.3
Sutton	3	0	23	0-7	.000	0-5	.000	0-0	---	3-2	5	3	1	0	0	1	0	0	0.0
Wolf	1	0	3	0-0	---	0-0	---	0-0	---	0-0	0	0	0	0	0	0	0	0	0.0
CHARLOTTE	4	985	126-297	.424	21-67	.313	97-120	.808	54-95	149	85	94	1	24	63	20	370	92.5	
CHICAGO	4	985	147-308	.477	30-65	.462	61-87	.701	47-105	152	93	108	2	28	64	13	385	96.3	



1993 FIRST ROUND VS. BOSTON CELTICS

PLAYER	FIELD GOALS							FREE THROWS		REBOUNDS										
	G	GS	MIN	FGM-FGA	PCT	3FGM-3FGA	PCT.	FTM-FTA	PCT.	OR-DR	TOT	AST	PF	STL	DQ	TO	BLK	PTS	PPG	
Mourning	4	4	152	29-55	.527	0-0	---	37-45	.822	10-30	40	4	19	1	2	14	16	95	23.8	
Johnson	4	4	163	35-57	.614	0-0	---	18-22	.818	10-27	37	17	11	0	3	8	2	88	22.0	
Gill	4	4	160	33-81	.407	0-3	.000	12-17	.706	8-4	12	14	14	0	8	5	3	78	19.5	
Curry	4	0	91	21-43	.488	5-1	.455	2-4	.500	4-9	13	10	6	0	5	2	0	49	12.3	
Bogues	4	4	154	17-39	.436	0-1	.000	1-3	.333	3-8	11	39	4	0	6	6	0	35	8.8	
Newman	4	4	79	11-22	.500	0-1	.000	6-9	.667	6-2	8	6	4	0	6	6	1	28	7.0	
Gattison	4	0	105	12-20	.600	0-0	---	2-8	.250	6-10	16	10	10	0	4	5	0	26	6.5	
Bennett	3	0	27	4-11	.364	1-4	.250	0-0	---	0-2	2	4	4	0	1	0	0	9	3.0	
Wingate	4	0	42	4-5	.800	0-0	---	1-2	.500	1-1	2	6	1	0	1	0	0	9	2.3	
Green	4	0	33	3-9	.333	0-0	---	0-0	---	3-8	11	0	4	0	0	0	1	6	1.5	
Gminski	1	0	1	0-0	---	0-0	---	0-0	---	0-0	0	0	0	0	0	0	0	0	0.0	
Lynch	1	0	3	0-0	---	0-0	---	0-0	---	0-0	0	1	0	0	0	0	0	0	0.0	
CHARLOTTE	4	1010	169-342	.494	6-20	.300	79-110	.718	51-101	152	111	77	1	36	51	23	423	105.8		
BOSTON	4	1010	169-359	.471	7-28	.250	57-69	.826	58-108	166	87	87	0	18	59	25	402	100.5		

1993 SECOND ROUND VS. NEW YORK KNICKS

	FIELD GOALS							FREE THROWS			REBOUNDS									
PLAYER	G	GS	MIN	FGM-FGA	PCT	3FGM-3FGA	PCT.	FTM-FTA	PCT.	OR-DR	TOT	AST	PF	STL	DQ	TO	BLK	PTS	PPG	
Mourning	5	5	215	42-93	.452	0-2	.000	35-48	.729	18-31	49	9	18	0	4	23	15	119	23.8	
Johnson	5	5	185	33-65	.508	1-4	.250	23-30	.767	9-16	25	13	16	0	2	11	0	90	18.0	
Gill	5	5	193	32-81	.395	1-3	.333	13-18	.722	18-16	34	12	15	0	13	14	3	78	15.6	
Bogues	5	5	192	22-43	.512	0-1	.000	9-11	.818	3-22	25	31	17	0	18	11	0	53	10.6	
Curry	5	0	131	21-54	.389	1-10	.100	7-7	1.000	7-12	19	8	13	0	8	11	0	50	10.0	
Newman	5	5	94	17-33	.515	1-4	.250	5-7	.714	1-10	11	12	15	0	4	9	0	40	8.0	
Gattison	5	0	82	10-26	.385	0-0	---	7-13	.538	13-10	23	1	8	0	1	2	1	27	5.4	
Bennett	5	0	59	8-14	.571	3-4	.750	2-2	1.000	1-6	7	9	4	0	1	5	1	21	4.2	
Wingate	5	0	75	4-17	.235	0-0	---	2-6	.333	3-7	10	9	8	0	3	1	1	10	2.0	
Gminski	1	0	4	1-2	.500	0-0	---	0-0	---	0-1	1	0	0	0	0	0	0	2	2.0	
Green	5	0	45	4-9	.444	0-0	---	1-3	.333	5-13	18	1	11	0	1	2	0	9	1.8	
CHARLOTTE	5	1275	194-437	.444	7-28	.250	104-145	.717	78-144	222	105	125	0	55	95	21	499	99.8		
NEW YORK	5	1275	207-444	.466	12-45	.267	95-120	.792	80-155	235	137	125	2	43	96	26	521	104.2		



1993 BOTH ROUNDS COMBINED

	FIELD GOALS							FREE THROWS		REBOUNDS													
PLAYER	G	GS	MIN	FGM-FGA	PCT	3FGM-3FGA	PCT.	FTM-FTA	PCT.	OR-DR	TOT	AST	PF	STL	DQ	TO	BLK	PTS	PPG				
Mourning	9	9	367	71-148	.480	0-2	.000	72-93	.774	28-61	89	13	37	1	6	37	31	214	23.8				
Johnson	9	9	348	68-122	.557	1-4	.250	41-52	.788	19-43	62	30	27	0	5	19	2	178	19.8				
Gill	9	9	353	65-162	.401	1-6	.167	25-35	.714	26-20	46	26	29	0	21	19	6	156	17.3				
Curry	9	0	222	42-97	.433	6-21	.286	9-11	.818	11-21	32	18	19	0	13	13	0	99	11.0				
Bogues	9	9	346	39-82	.476	0-2	.000	10-14	.714	6-30	36	70	21	0	24	17	0	88	9.8				
Newman	9	9	173	28-55	.509	1-5	.200	11-16	.688	7-12	19	18	19	0	10	15	1	68	7.6				
Gattison	9	0	187	22-46	.478	0-0	---	9-21	.429	19-20	39	11	18	0	5	7	1	53	5.9				
Bennett	8	0	86	12-25	.480	4-8	.500	2-2	1.000	1-8	9	13	8	0	2	5	1	30	3.8				
Wingate	9	0	117	8-22	.364	0-0	---	3-8	.375	4-8	12	15	9	0	4	1	1	19	2.1				
Green	9	0	78	7-18	.389	0-0	---	1-3	.333	8-21	29	1	15	0	1	2	1	15	1.7				
Gminski	2	0	5	1-2	.500	0-0	---	0-0	---	0-1	1	0	0	0	0	0	0	2	1.0				
Lynch	1	0	3	0-0	---	0-0	---	0-0	---	0-0	0	1	0	0	0	0	0	0	0.0				
CHARLOTTE	9	2285	363-779	.466	13-48	.271	183-255	.718	129-245	374	216	202	1	91	146	44	922	102.4					
OPPONENTS	9	2285	376-803	.468	19-73	.260	152-189	.804	138-263	401	224	212	2	61	155	51	923	102.6					

FRONT OFFICE

BALL OPS

PLAYERS

13-14 REVIEW

HISTORY

RECORDS

PLAYOFFS

NBA

MISC.



TEAM HIGHS

POINTS

Game	119	vs. Boston	5/3/93
------	-----	------------	--------

REBOUNDS

Game	57	vs. Milwaukee	5/10/01
------	----	---------------	---------

OFFENSIVE REBOUNDS

Game	20	vs. Orlando	4/20/02
------	----	-------------	---------

DEFENSIVE REBOUNDS

Game	40	vs. Milwaukee	5/10/01
------	----	---------------	---------

ASSISTS

Game	36	vs. Philadelphia*	4/24/00
------	----	-------------------	---------

STEALS

Game	17	at Miami	4/21/01
	17	vs. New York**	5/14/93

TURNOVERS

Game	23	vs. Philadelphia	4/22/00
------	----	------------------	---------

BLOCKED SHOTS

Game	13	vs. New Jersey	5/12/02
------	----	----------------	---------

PERSONAL FOULS

Game	36	at New Jersey	5/15/02
------	----	---------------	---------

TEAM LOWS

POINTS

Game	64	at Atlanta	4/28/98
------	----	------------	---------

REBOUNDS

Game	26	at Chicago	5/2/95
------	----	------------	--------

OFFENSIVE REBOUNDS

Game	4	vs. Miami	4/26/14
------	---	-----------	---------

DEFENSIVE REBOUNDS

Game	18	at Chicago	5/2/95
------	----	------------	--------

ASSISTS

Game	10	at New York	4/26/97
------	----	-------------	---------

STEALS

Game	2	vs. Orlando	4/26/10
	2	vs. Milwaukee	5/10/01

TURNOVERS

Game	8	at Milwaukee	5/15/01
------	---	--------------	---------

FIELD GOALS MADE

Game	51	vs. Boston	5/3/93
------	----	------------	--------

FIELD GOALS ATTEMPTED

Game	93	at Boston	4/29/93
------	----	-----------	---------

FIELD GOAL PERCENTAGE

Game	.614	vs. Boston (51-83)	5/3/93
------	------	--------------------	--------

THREE-POINT FIELD GOALS MADE

Game	9	at Miami	4/23/14
------	---	----------	---------

THREE-POINT FIELD GOAL ATTEMPTED

Game	25	vs. Miami	4/28/14
------	----	-----------	---------

THREE-POINT FIELD GOAL PERCENTAGE

Game	.778	at Milwaukee (7-9)	5/15/01
------	------	--------------------	---------

FREE THROWS MADE

Game	35	vs. Milwaukee	5/17/01
------	----	---------------	---------

FREE THROWS ATTEMPTED

Game	43	vs. Milwaukee	5/17/01
------	----	---------------	---------

FREE THROW PERCENTAGE

Game	.938	at New York (15-16)	4/24/97
------	------	---------------------	---------

* Denotes Number of Overtime Periods

BLOCKED SHOTS

Game	1	Five times	
------	---	------------	--

PERSONAL FOULS

Game	16	vs. Milwaukee	5/13/01
------	----	---------------	---------

FIELD GOALS MADE

Game	24	vs. Philadelphia	4/22/00
	24	at Chicago	5/3/98

FIELD GOALS ATTEMPTED

Game	64	at Chicago	5/4/95
------	----	------------	--------

FIELD GOAL PERCENTAGE

Game	.342	at Atlanta (25-73)	4/28/98
------	------	--------------------	---------

THREE-POINT FIELD GOALS MADE

Game	0	at Milwaukee	5/8/01
	0	at Boston	4/29/93

THREE-POINT FIELD GOAL ATTEMPTED

Game	2	at New York	5/9/93
------	---	-------------	--------

TEAM LOWS *continued*

THREE-POINT FIELD GOAL PERCENTAGE

Game	.000	at Milwaukee (0-6)	5/8/01
	.000	at Boston (0-7)	4/29/93

FREE THROWS MADE

Game	8	at Miami	4/20/14
------	---	----------	---------

FREE THROWS ATTEMPTED

Game	12	at Miami	4/20/14
------	----	----------	---------

FREE THROW PERCENTAGE

Game	.458	at Atlanta (11-24)	5/1/98
------	------	--------------------	--------

* Denotes Number of Overtime Periods

INDIVIDUAL HIGHS

POINTS

Game	39	Glen Rice at New York	4/26/97
------	----	-----------------------	---------

REBOUNDS

Game	20	Alonzo Mourning vs. Chicago	4/30/95
------	----	-----------------------------	---------

OFFENSIVE REBOUNDS

Game	7	George Lynch vs. New Jersey	5/9/02
	7	George Lynch at Orlando	4/30/02
	7	P.J. Brown vs. Milwaukee	5/13/01
	7	Kendall Gill at New York	5/18/93

DEFENSIVE REBOUNDS

Game	16	Gerald Wallace at Orlando	4/18/10
------	----	---------------------------	---------

ASSISTS

Game	15	Muggsy Bogues at Boston	4/29/93
------	----	-------------------------	---------

STEALS

Game	7	Baron Davis vs. New Jersey	5/9/02
	7	Baron Davis at New Jersey	5/5/02

TURNOVERS

Game	7	Stephen Jackson at Orlando	4/21/10
	7	Alonzo Mourning at New York	5/9/93

BLOCKED SHOTS

Game	7	Alonzo Mourning vs. Chicago*	4/28/95
------	---	------------------------------	---------

PERSONAL FOULS

Game	6	Several times	
------	---	---------------	--

FIELD GOALS MADE

Game	15	Jamal Mashburn vs. Milwaukee	5/10/01
	15	Glen Rice vs. Atlanta	4/23/98

FIELD GOALS ATTEMPTED

Game	29	Baron Davis at Orlando*	4/27/02
------	----	-------------------------	---------

THREE-POINT FIELD GOALS MADE

Game	5	Baron Davis at Milwaukee	5/20/01
	5	Baron Davis at Milwaukee	5/15/01

THREE-POINT FIELD GOALS ATTEMPTED

Game	10	Baron Davis vs. New Jersey	5/12/02
------	----	----------------------------	---------

FREE THROWS MADE

Game	15	Glen Rice at New York	4/26/97
	15	Alonzo Mourning vs. Boston	5/5/93

FREE THROWS ATTEMPTED

Game	18	Alonzo Mourning vs. Boston	5/5/93
------	----	----------------------------	--------

MINUTES

Game	52	Baron Davis at Orlando*	4/27/02
	52	Larry Johnson at Boston**	5/1/93

* Denotes Number of Overtime Periods

FRONT OFFICE

BALL OPS

PLAYERS

13-14 REVIEW

HISTORY

RECORDS

PLAYOFFS

NBA

MISC.



OPPONENTS TEAM HIGHS

POINTS

Game	112	at Boston	4/29/93
------	-----	-----------	---------

REBOUNDS

Game	55	at Boston**	5/1/93
------	----	-------------	--------

OFFENSIVE REBOUNDS

Game	23	vs. New York**	5/14/93
	23	at New York*	5/12/93
	23	at Boston**	5/1/93

DEFENSIVE REBOUNDS

Game	35	vs. Milwaukee	5/13/01
	35	at Philadelphia	4/28/00

ASSISTS

Game	33	at New York	5/9/93
------	----	-------------	--------

STEALS

Game	12	at Chicago	5/4/95
	12	at New York*	5/12/93

TURNOVERS

Game	25	vs. New York**	5/14/93
------	----	----------------	---------

BLOCKED SHOTS

Game	13	at Milwaukee	5/20/01
------	----	--------------	---------

PERSONAL FOULS

Game	31	at New Jersey	5/15/02
------	----	---------------	---------

FIELD GOALS MADE

Game	48	at Boston	4/29/93
------	----	-----------	---------

FIELD GOALS ATTEMPTED

Game	109	vs. New York**	5/14/93
------	-----	----------------	---------

FIELD GOAL PERCENTAGE

Game	.584	at New York (45-77)	4/24/97
------	------	---------------------	---------

THREE-POINT FIELD GOALS MADE

Game	13	vs. Orlando	4/26/10
	13	at Orlando	4/18/10

THREE-POINT FIELD GOALS ATTEMPTED

Game	33	vs. Orlando	4/26/10
------	----	-------------	---------

THREE-POINT FIELD GOAL PERCENTAGE

Game	.667	vs. Philadelphia (4-6)	4/22/00
	.667	vs. Boston (2-3)	5/5/93

FREE THROWS MADE

Game	33	at Milwaukee	5/20/01
------	----	--------------	---------

FREE THROWS ATTEMPTED

Game	42	vs. Orlando	4/26/10
------	----	-------------	---------

FREE THROW PERCENTAGE

Game	.943	at Milwaukee (33-35)	5/20/01
------	------	----------------------	---------

* Denotes Number of Overtime Periods

OPPONENTS TEAM LOWS

POINTS

Game	76	at Miami	4/23/01
	76	at Chicago	5/6/98

REBOUNDS

Game	31	at New York	4/24/97
	31	vs. Boston	5/3/93

OFFENSIVE REBOUNDS

Game	3	vs. Orlando	4/20/02
------	---	-------------	---------

DEFENSIVE REBOUNDS

Game	20	vs. Boston	5/3/93
------	----	------------	--------

ASSISTS

Game	13	at Orlando	4/18/10
------	----	------------	---------

STEALS

Game	2	at Milwaukee	5/20/01
	2	vs. Boston	5/3/93

TURNOVERS

Game	7	vs. Miami	4/26/14
	7	vs. Orlando	4/26/10
	7	at Orlando	4/18/10
	7	vs. Milwaukee	5/10/01

BLOCKED SHOTS

Game	1	vs. Philadelphia *	4/24/00
	1	at New York	4/24/97
	1	at New York *	5/12/93

PERSONAL FOULS

Game	12	at Miami	4/20/14
	12	at New York	5/9/93

OPPONENTS TEAM LOWS *continued*

FIELD GOALS MADE

Game	27	at Philadelphia	4/28/00
------	----	-----------------	---------

FIELD GOALS ATTEMPTED

Game	64	at Orlando	4/21/10
------	----	------------	---------

FIELD GOAL PERCENTAGE

Game	.346	at Philadelphia (27-78)	4/28/00
------	------	-------------------------	---------

THREE-POINT FIELD GOALS MADE

Game	0	vs. New York	5/16/93
	0	at Boston	5/1/93
	0	at Boston	4/29/93

THREE-POINT FIELD GOALS ATTEMPTED

Game	3	vs. Boston	5/5/93
------	---	------------	--------

OPPONENTS INDIVIDUAL HIGHS

POINTS

Game	48	Michael Jordan vs. Chicago*	4/28/95
------	----	-----------------------------	---------

REBOUNDS

Game	21	Dennis Rodman at Chicago	5/13/98
------	----	--------------------------	---------

OFFENSIVE REBOUNDS

Game	9	Dennis Rodman at Chicago	5/13/98
------	---	--------------------------	---------

DEFENSIVE REBOUNDS

Game	14	Dennis Rodman vs. Chicago	5/10/98
	14	Dikembe Mutombo at Atlanta	5/1/98

ASSISTS

Game	13	Jason Kidd at New Jersey	5/15/02
	13	Sam Cassell at Milwaukee	5/20/01
	13	Eric Snow vs. Philadelphia*	4/24/00
	13	Mookie Blaylock vs. Atlanta	4/25/98

STEALS

Game	5	Jason Kidd at New Jersey	5/15/02
	5	Scottie Pippen at Chicago	5/13/98
	5	Glen Rivers at New York	5/18/93

TURNOVERS

Game	7	Chris Childs vs. New York	4/28/97
	7	John Starks vs. New York**	5/14/93

BLOCKED SHOTS

Game	9	Dwight Howard at Orlando	4/18/10
------	---	--------------------------	---------

PERSONAL FOULS

Game	6	Several times	
------	---	---------------	--

THREE-POINT FIELD GOAL PERCENTAGE

Game	.000	vs. New York (0-4)	5/16/93
	.000	at Boston (0-8)	5/1/93
	.000	at Boston (0-4)	4/29/93

FREE THROWS MADE

Game	5	at New York	4/26/97
------	---	-------------	---------

FREE THROWS ATTEMPTED

Game	10	at Miami	4/23/01
------	----	----------	---------

FREE THROW PERCENTAGE

Game	.385	at New York (5-13)	4/26/97
------	------	--------------------	---------

* Denotes Number of Overtime Periods

FIELD GOALS MADE

Game	18	Michael Jordan vs. Chicago	4/28/95
------	----	----------------------------	---------

FIELD GOALS ATTEMPTED

Game	32	Michael Jordan vs. Chicago*	4/28/95
------	----	-----------------------------	---------

THREE-POINT FIELD GOALS MADE

Game	5	Jameer Nelson vs. Orlando	4/24/10
	5	Steve Smith vs. Atlanta	4/23/98

THREE-POINT FIELD GOALS ATTEMPTED

Game	9	Five times	
------	---	------------	--

FREE THROWS MADE

Game	13	Tracy McGrady at Orlando*	4/27/02
	13	Sam Cassell vs. Milwaukee	5/17/01

FREE THROWS ATTEMPTED

Game	16	Tracy McGrady at Orlando*	4/27/02
	16	Allen Iverson vs. Philadelphia	4/22/00

MINUTES

Game	51	Tracy McGrady at Orlando*	4/27/02
------	----	---------------------------	---------

* Denotes Number of Overtime Periods

FRONT OFFICE

BALL OPS

PLAYERS

13-14 REVIEW

HISTORY

RECORDS

PLAYOFFS

NBA

MISC.



PLAYOFFS

FRONT OFFICE

BBALL OPS

PLAYERS

13-14 REVIEW

HISTORY

RECORDS

PLAYOFFS

NBA

MISC.

MODERN ERA TEAM HIGHS

POINTS

Game	98	vs. Miami	4/28/14
Half	54	vs. Miami (1st)	4/28/14
Quarter	28	at Miami (2nd)	4/23/14

REBOUNDS

Game	44	at Miami	4/20/14
Half	23	at Miami (2nd)	4/20/14
Quarter	12	at Miami (3rd)	4/20/14
	12	at Orlando (3rd)	4/18/10

OFFENSIVE REBOUNDS

Game	15	at Miami	4/23/14
Half	9	at Miami (1st)	4/23/14
Quarter	4	at Orlando (1st)	4/18/10
	4	at Orlando (3rd)	4/21/10

DEFENSIVE REBOUNDS

Game	36	at Miami	4/20/14
Half	18	vs. Miami (1st)	4/28/14
	18	at Miami (2nd)	4/20/14
	18	at Miami (1st)	4/20/14
	18	at Orlando (2nd)	4/18/10
Quarter	11	at Orlando (3rd)	4/18/10

ASSISTS

Game	27	vs. Orlando	4/26/10
Half	14	vs. Miami (1st)	4/26/14
	14	vs. Orlando (2nd)	4/26/10
Quarter	10	vs. Miami (2nd)	4/26/14

STEALS

Game	10	vs. Orlando	4/24/10
Half	7	vs. Orlando (1st)	4/24/10
Quarter	4	vs. Orlando (1st)	4/24/10

TURNOVERS

Game	19	at Orlando	4/21/10
Half	13	at Orlando (1st)	4/21/10
Quarter	7	vs. Orlando (2nd)	4/24/10
	7	at Orlando (2nd)	4/21/10
	7	at Orlando (3rd)	4/18/10

BLOCKED SHOTS

Game	8	vs. Miami	4/26/14
Half	5	vs. Miami (1st)	4/28/14
	5	at Orlando (2nd)	4/18/10
Quarter	4	at Orlando (3rd)	4/18/10

PERSONAL FOULS

Game	29	vs. Orlando	4/26/10
	29	at Orlando	4/21/10
Half	20	vs. Orlando (2nd)	4/26/10
Quarter	13	vs. Orlando (4th)	4/24/10
	13	vs. Orlando (4th)	4/26/10

FIELD GOALS MADE

Game	37	at Miami	4/23/14
Half	20	vs. Miami (1st)	4/28/14
	20	at Miami (2nd)	4/23/14
Quarter	12	vs. Miami (1st)	4/26/14

FIELD GOALS ATTEMPTED

Game	88	at Miami	4/23/14
Half	45	at Miami (1st)	4/23/14
Quarter	23	at Miami (1st)	4/23/14

FIELD GOAL PERCENTAGE

Game	.507	vs. Miami (35-69)	4/28/14
Half	.536	vs. Miami (2nd) (15-28)	4/28/14
Quarter	.643	vs. Miami (4th) (9-14)	4/28/14

THREE-POINT FIELD GOALS MADE

Game	9	at Miami	4/23/14
Half	5	vs. Miami (2nd)	4/26/14
	5	at Miami (1st)	4/23/14
Quarter	4	at Miami (2nd)	4/23/14

THREE-POINT FIELD GOAL ATTEMPTED

Game	25	vs. Miami	4/28/14
Half	13	vs. Miami (1st)	4/28/14
	13	vs. Orlando (2nd)	4/24/10
Quarter	9	at Miami (2nd)	4/20/14

THREE-POINT FIELD GOAL PERCENTAGE

Game	.429	at Miami (9-21)	4/23/14
	.429	at Orlando (6-14)	4/21/10
Half	.455	vs. Miami (2nd) (5-11)	4/26/14
	.455	at Miami (1st) (5-11)	4/23/14
Quarter	.667	at Miami (4th) (2-3)	4/20/14

FREE THROWS MADE

Game	24	vs. Miami	4/26/14
Half	16	at Orlando (2nd)	4/18/10
Quarter	11	vs. Orlando (4th)	4/26/10
	11	at Orlando (3rd)	4/18/10

FREE THROWS ATTEMPTED

Game	33	vs. Miami	4/26/14
Half	22	at Orlando (2nd)	4/18/10
Quarter	15	vs. Orlando (4th)	4/26/10
	15	at Orlando (3rd)	4/18/10

FREE THROW PERCENTAGE

Game	.826	vs. Orlando (19-23)	4/24/10
Half	.857	vs. Orlando (16-22)	4/24/10
Quarter	1.000	at Miami (3rd) (1-1)	4/20/14
	1.000	vs. Orlando (3-3)	4/24/10
	1.000	at Orlando (4-4)	4/21/10



MODERN ERA TEAM LOWS

POINTS

Game	77	at Orlando	4/21/10
Half	30	at Orlando (1st)	4/21/10
Quarter	14	at Orlando (1st)	4/21/10

REBOUNDS

Game	33	vs. Orlando	4/24/10
Half	15	vs. Miami (2nd)	4/28/14
	15	vs. Orlando (2nd)	4/24/10
Quarter	4	vs. Orlando (3rd)	4/24/10

OFFENSIVE REBOUNDS

Game	4	vs. Miami	4/26/14
Half	1	vs. Miami (2nd)	4/26/14
	1	vs. Orlando (2nd)	4/24/10
Quarter	0	vs. Miami (3rd)	4/26/14
	0	vs. Orlando (3rd)	4/24/10

DEFENSIVE REBOUNDS

Game	25	at Orlando	4/21/10
Half	12	vs. Miami (2nd)	4/28/14
	12	at Orlando (2nd)	4/21/10
Quarter	4	vs. Orlando (3rd)	4/24/10

ASSISTS

Game	17	vs. Orlando	4/24/10
Half	6	at Miami (1st)	4/23/14
	6	at Orlando (1st)	4/21/10
	6	at Orlando (2nd)	4/18/10
Quarter	1	at Miami (1st)	4/23/14
	1	at Orlando (1st)	4/21/10

STEALS

Game	2	vs. Orlando	4/26/10
Half	0	vs. Miami (2nd)	4/28/14
	0	vs. Orlando (2nd)	4/26/10
Quarter	0	Six times	

TURNOVERS

Game	10	vs. Orlando	4/26/10
Half	3	at Miami (2nd)	4/23/14
Quarter	1	vs. Orlando (1st)	4/24/10
	1	at Orlando (4th)	4/18/10

BLOCKED SHOTS

Game	2	at Miami	4/23/14
	2	at Miami	4/20/14
	2	vs. Orlando	4/26/10
Half	0	at Miami (1st)	4/23/14
	0	vs. Orlando (1st)	4/26/10
	0	at Orlando (1st)	4/18/10
Quarter	0	Five times	

PERSONAL FOULS

Game	17	at Miami	4/20/14
Half	7	at Miami (2nd)	4/20/14
Quarter	3	vs. Miami (3rd)	4/28/14
	3	at Miami (4th)	4/20/14

FIELD GOALS MADE

Game	27	vs. Miami	4/26/14
Half	10	vs. Miami (2nd)	4/26/14
Quarter	5	Five times	

FIELD GOALS ATTEMPTED

Game	65	vs. Miami	4/26/14
Half	27	vs. Miami (2nd)	4/26/14
Quarter	10	at Orlando (3rd)	4/18/10

FIELD GOAL PERCENTAGE

Game	.419	vs. Orlando (31-74)	4/24/10
Half	.355	at Orlando (1st) (11-32)	4/21/10
Quarter	.278	vs. Orlando (4th) (5-18)	4/26/10

THREE-POINT FIELD GOALS MADE

Game	3	at Orlando	4/18/10
Half	1	vs. Orlando (2nd)	4/26/10
	1	at Orlando (1st)	4/18/10
Quarter	0	Five times	

THREE-POINT FIELD GOALS ATTEMPTED

Game	12	at Orlando	4/18/10
Half	5	at Orlando (1st)	4/21/10
	5	at Orlando (1st)	4/18/10
Quarter	0	vs. Orlando (4th)	4/24/10

THREE-POINT FIELD GOAL PERCENTAGE

Game	.217	vs. Orlando (5-23)	4/24/10
Half	.125	vs. Orlando (1-8)	4/26/10
Quarter	.000	Five times	

FREE THROWS MADE

Game	13	at Orlando	4/21/10
Half	4	at Orlando (1st)	4/18/10
Quarter	0	at Orlando (1st)	4/18/10

FREE THROWS ATTEMPTED

Game	18	at Orlando	4/21/10
Half	6	at Orlando (1st)	4/18/10
Quarter	0	at Orlando (1st)	4/18/10

FREE THROW PERCENTAGE

Game	.636	vs. Orlando (21-33)	4/26/10
Half	.538	vs. Orlando (1st) (7-13)	4/26/10
Quarter	.400	at Orlando (2nd) (2-5)	4/21/10

FRONT OFFICE

BALL OPS

PLAYERS

13-14 REVIEW

HISTORY

RECORDS

PLAYOFFS

NBA

MISC.



MODERN ERA INDIVIDUAL HIGHS

POINTS

Game	29	Kemba Walker vs. Miami	4/28/14
Half	17	Kemba Walker vs. Miami (2nd)	4/28/14
	17	Al Jefferson vs. Miami (1st)	4/26/14
Quarter	15	Al Jefferson vs. Miami (1st)	4/26/14

REBOUNDS

Game	17	Gerald Wallace at Orlando	4/18/10
Half	9	Gerald Wallace at Orlando (2nd)	4/18/10
Quarter	6	Al Jefferson at Miami (3rd)	4/23/14
	6	Gerald Wallace at Orlando (3rd)	4/18/10

OFFENSIVE REBOUNDS

Game	3	Boris Diaw at Orlando	4/21/10
	3	Stephen Jackson at Orlando	4/18/10
Half	2	Five times	
Quarter	2	Tyrus Thomas vs. Orlando (2nd)	4/24/10
	2	Nazr Mohammed vs. Orlando (1st)	4/24/10
	2	Stephen Jackson at Orlando (4th)	4/18/10

DEFENSIVE REBOUNDS

Game	16	Gerald Wallace at Orlando	4/18/10
Half	9	Gerald Wallace at Orlando (2nd)	4/18/10
Quarter	6	Gerald Wallace at Orlando (3rd)	4/18/10

ASSISTS

Game	8	Kemba Walker at Miami	4/23/14
	8	Stephen Jackson vs. Orlando	4/26/10
Half	5	Five times	
Quarter	5	Raymond Felton vs. Orlando (3rd)	4/24/10

STEALS

Game	3	Gerald Henderson at Miami	4/23/14
	3	Kemba Walker vs. Orlando	4/24/10
	3	Stephen Jackson vs. Orlando	4/24/10
Half	3	Stephen Jackson vs. Orlando (1st)	4/24/10
Quarter	2	Kemba Walker vs. Miami (1st)	4/28/14
	2	Gerald Henderson at Miami (1st)	4/23/14
	2	Stephen Jackson vs. Orlando (1st)	4/24/10

TURNOVERS

Game	7	Stephen Jackson at Orlando	4/21/10
Half	4	Kemba Walker vs. Miami (2nd)	4/28/14
	4	Stephen Jackson at Orlando (2nd)	4/21/10
Quarter	3	Gerald Henderson vs. Miami (3rd)	4/28/14
	3	Kemba Walker at Miami (1st)	4/20/14
	3	Stephen Jackson at Orlando (4th)	4/21/10
	3	Stephen Jackson at Orlando (3rd)	4/18/10

BLOCKED SHOTS

Game	4	Gerald Wallace at Orlando	4/21/10
Half	3	Kemba Walker vs. Miami (1st)	4/28/14
	3	Gerald Wallace at Orlando (1st)	4/21/10
Quarter	2	Kemba Walker vs. Miami (1st)	4/28/14
	2	Bismack Biyombo vs. Miami (4th)	4/26/14
	2	Gerald Wallace at Orlando (1st)	4/21/10

PERSONAL FOULS

Game	6	Gerald Henderson at Miami	4/23/14
	6	Tyson Chandler at Orlando	4/21/10
Half	5	Nazr Mohammed vs. Orlando (2nd)	4/24/10
Quarter	4	Stephen Jackson at Orlando (4th)	4/26/10
	4	Nazr Mohammed vs. Orlando (4th)	4/24/10

FIELD GOALS ATTEMPTED

Game	11	Kemba Walker vs. Miami	4/28/14
Half	7	Al Jefferson vs. Miami (1st)	4/26/14
	7	Al Jefferson at Miami (1st)	4/20/14
Quarter	7	Al Jefferson vs. Miami (1st)	4/26/14

FIELD GOAL PERCENTAGE

Game	23	Al Jefferson at Miami	4/23/14
Half	13	Al Jefferson at Miami (2nd)	4/23/14
	13	Stephen Jackson at Orlando (2nd)	4/21/10
Quarter	10	Gary Neal vs. Miami (2nd)	4/28/14
	10	Al Jefferson at Miami (3rd)	4/23/14

THREE-POINT FIELD GOALS MADE

Game	4	Kemba Walker vs. Miami	4/28/14
	4	Kemba Walker at Miami	4/23/14
Half	3	Kemba Walker vs. Miami (2nd)	4/28/14
Quarter	2	Several times	

THREE-POINT FIELD GOALS ATTEMPTED

Game	9	Kemba Walker at Miami	4/23/14
Half	5	Gary Neal vs. Miami (1st)	4/28/14
	5	Kemba Walker at Miami (1st)	4/23/14
	5	Stephen Jackson vs. Orlando (2nd)	4/24/10
Quarter	5	Gary Neal vs. Miami (2nd)	4/28/14

THREE-POINT FIELD GOAL PERCENTAGE

Game	.217	vs. Orlando (5-23)	4/24/10
Half	.125	vs. Orlando (1-8)	4/26/10
Quarter	.000	Five times	

FREE THROWS MADE

Game	8	at Miami	4/20/14
Half	2	at Miami (1st)	4/20/14
Quarter	0	at Orlando (1st)	4/18/10

FREE THROWS ATTEMPTED

Game	12	at Miami	4/20/14
Half	4	at Miami (1st)	4/20/14
Quarter	0	at Orlando (1st)	4/18/10

MINUTES

Game	45	Kemba Walker at Miami	4/23/14
------	----	-----------------------	---------



MODERN ERA OPPONENTS TEAM HIGHS

POINTS

Game	109	vs. Miami	4/28/14
Half	59	at Orlando (1st)	4/18/10
Quarter	35	vs. Miami (2nd)	4/26/14

REBOUNDS

Game	43	vs. Orlando	4/24/10
Half	25	vs. Orlando (2nd)	4/24/10
Quarter	13	at Miami (2nd)	4/20/14
	13	vs. Orlando (1st)	4/26/10
	13	vs. Orlando (4th)	4/24/10

OFFENSIVE REBOUNDS

Game	11	vs. Orlando	4/24/10
	11	at Orlando	4/21/10
Half	6	vs. Orlando (1st)	4/26/10
	6	vs. Orlando (1st)	4/24/10
	6	at Orlando (1st)	4/21/10
Quarter	5	vs. Orlando (3rd)	4/24/10
	5	vs. Orlando (2nd)	4/24/10

DEFENSIVE REBOUNDS

Game	33	vs. Miami	4/26/14
	33	at Miami	4/23/14
Half	20	vs. Orlando (2nd)	4/24/10
Quarter	13	vs. Orlando (4th)	4/24/10

ASSISTS

Game	26	vs. Miami	4/26/14
Half	17	vs. Miami (1st)	4/26/14
Quarter	10	vs. Miami (3rd)	4/28/14
	7	at Orlando (3rd)	4/21/10

STEALS

Game	11	at Orlando	4/21/10
Half	8	at Miami (1st)	4/23/14
Quarter	5	at Miami (2nd)	4/23/14

TURNOVERS

Game	19	vs. Orlando	4/24/10
Half	12	vs. Orlando (1st)	4/24/10
Quarter	6	at Miami (4th)	4/23/14
	6	vs. Orlando (2nd)	4/24/10
	6	vs. Orlando (1st)	4/24/10
	6	at Orlando (1st)	4/21/10

BLOCKED SHOTS

Game	10	at Orlando	4/18/10
Half	8	at Orlando (1st)	4/18/10
Quarter	6	at Orlando (1st)	4/18/10

PERSONAL FOULS

Game	25	vs. Miami	4/26/14
	25	vs. Orlando	4/24/10
Half	15	at Orlando (2nd)	4/18/10
Quarter	9	vs. Orlando (4th)	4/26/10

FIELD GOALS MADE

Game	39	vs. Miami	4/28/14
Half	22	vs. Miami (2nd)	4/28/14
	22	at Orlando (1st)	4/18/10
Quarter	13	vs. Miami (3rd)	4/28/14
	12	at Orlando (3rd)	4/21/10
	12	at Orlando (1st)	4/18/10

FIELD GOALS ATTEMPTED

Game	83	vs. Miami	4/26/14
Half	42	vs. Miami (2nd)	4/26/14
Quarter	22	vs. Miami (4th)	4/26/14
	22	vs. Miami (1st)	4/26/14
	22	vs. Orlando (3rd)	4/24/10

FIELD GOAL PERCENTAGE

Game	.522	at Miami (35-67)	4/23/14
Half	.595	vs. Miami (2nd) (22-37)	4/28/14
	.595	at Orlando (1st) (22-37)	4/18/10
Quarter	.667	at Orlando (3rd) (12-18)	4/21/10

THREE-POINT FIELD GOALS MADE

Game	13	vs. Orlando	4/26/10
	13	at Orlando	4/18/10
Half	9	at Orlando (1st)	4/18/10
Quarter	6	vs. Orlando (1st)	4/24/10
	6	at Orlando (2nd)	4/18/10

THREE-POINT FIELD GOALS ATTEMPTED

Game	33	vs. Orlando	4/26/10
Half	19	vs. Orlando (1st)	4/24/10
Quarter	10	vs. Orlando (1st)	4/26/10
	10	vs. Orlando (1st)	4/24/10
	10	at Orlando (2nd)	4/21/10

THREE-POINT FIELD GOAL PERCENTAGE

Game	.500	vs. Miami (9-18)	4/26/14
Half	.750	vs. Miami (1st) (6-8)	4/26/14
Quarter	.800	at Miami (4th) (4-5)	4/20/14

FREE THROWS MADE

Game	30	vs. Orlando	4/26/10
Half	23	vs. Orlando (2nd)	4/26/10
Quarter	15	vs. Orlando (4th)	4/26/10

FREE THROWS ATTEMPTED

Game	42	vs. Orlando	4/26/10
Half	33	vs. Orlando (2nd)	4/26/10
Quarter	23	vs. Orlando (4th)	4/26/10

FREE THROW PERCENTAGE

Game	.850	vs. Miami (17-20)	4/26/14
Half	1.000	vs. Orlando (1st) (3-3)	4/24/10
Quarter	1.000	Several times	



MODERN ERA OPPONENTS TEAM LOWS

POINTS

Game	90	vs. Orlando	4/24/10
	92	at Orlando	4/21/20
Half	39	at Orlando (2nd)	4/18/10
Quarter	12	at Miami (4th)	4/26/14
	12	vs. Orlando (2nd)	4/24/10

REBOUNDS

Game	33	vs. Miami	4/28/14
Half	11	vs. Miami (2nd)	4/28/14
Quarter	3	vs. Miami (4th)	4/28/14
	5	vs. Orlando (3rd)	4/26/10

OFFENSIVE REBOUNDS

Game	4	at Miami	4/23/14
Half	1	at Miami (1st)	4/23/14
	1	vs. Orlando (2nd)	4/26/10
Quarter	0	Five times	

DEFENSIVE REBOUNDS

Game	25	at Orlando	4/21/10
Half	9	vs. Miami (2nd)	4/28/14
Quarter	2	vs. Miami (4th)	4/28/14

ASSISTS

Game	13	at Orlando	4/18/10
Half	6	at Miami (2nd)	4/20/14
	6	vs. Orlando (2nd)	4/24/10
	6	at Orlando (2nd)	4/18/10
Quarter	2	Six times	

STEALS

Game	5	at Miami	4/20/14
Half	1	at Miami (2nd)	4/23/14
Quarter	0	at Miami (3rd)	4/28/14
	0	vs. Orlando (4th)	4/24/10
	0	at Orlando (4th)	4/18/10
	0	at Orlando (4th)	4/18/10

TURNOVERS

Game	7	vs. Miami	4/26/14
	7	vs. Orlando	4/26/10
	7	at Orlando	4/18/10
Half	2	vs. Miami (2nd)	4/26/14
	2	at Orlando (1st)	4/18/10
Quarter	0	vs. Orlando (3rd)	4/26/10
	0	at Orlando (1st)	4/18/10

BLOCKED SHOTS

Game	2	vs. Miami	4/28/14
Half	0	vs. Miami (2nd)	4/28/14
	0	vs. Orlando (1st)	4/26/10
Quarter	0	Several times	

PERSONAL FOULS

Game	12	at Miami	4/20/14
Half	5	at Miami (1st)	4/20/14
Quarter	1	at Miami (3rd)	4/20/14

FIELD GOALS MADE

Game	28	vs. Orlando	4/26/10
Half	11	at Orlando (2nd)	4/18/10
Quarter	4	vs. Miami (4th)	4/26/14

FIELD GOALS ATTEMPTED

Game	64	at Orlando	4/21/10
Half	29	vs. Orlando (2nd)	4/26/10
Quarter	12	vs. Orlando (4th)	4/24/10

FIELD GOAL PERCENTAGE

Game	.418	vs. Orlando (28-67)	4/26/10
Half	.297	at Orlando (2nd) (11-37)	4/18/10
Quarter	.182	vs. Miami (4th) (4-22)	4/26/14
	.238	at Orlando (3rd) (5-21)	4/18/10

THREE-POINT FIELD GOALS MADE

Game	9	vs. Miami	4/28/14
	9	vs. Miami	4/26/14
	9	at Miami	4/23/14
	9	vs. Orlando	4/24/10
Half	2	vs. Miami (1st)	4/28/14
Quarter	0	vs. Orlando (2nd)	4/24/10

THREE-POINT FIELD GOALS ATTEMPTED

Game	18	vs. Miami	4/26/14
Half	8	vs. Miami (1st)	4/26/14
Quarter	3	vs. Miami (1st)	4/26/14

THREE-POINT FIELD GOAL PERCENTAGE

Game	.300	vs. Orlando (9-30)	4/24/10
Half	.167	vs. Miami (1st) (2-12)	4/28/14
Quarter	.143	vs. Miami (2nd) (1-7)	4/28/14

FREE THROWS MADE

Game	17	vs. Miami	4/26/14
Half	3	vs. Orlando (1st)	4/24/10
Quarter	1	vs. Miami (3rd)	4/28/14
	1	vs. Orlando (1st)	4/24/10

FREE THROWS ATTEMPTED

Game	20	vs. Miami	4/26/14
Half	3	vs. Orlando (1st)	4/24/10
Quarter	1	vs. Miami (3rd)	4/28/14
	1	vs. Orlando (1st)	4/24/10

FREE THROW PERCENTAGE

Game	.686	at Orlando (24-35)	4/21/10
Half	.545	at Orlando (1st) (6-11)	4/18/10
Quarter	.500	at Miami (4th) (3-6)	4/20/14
	.500	at Orlando (2nd) (2-4)	4/18/10



MODERN ERA OPPONENTS INDIVIDUAL HIGHS

POINTS

Game	32	LeBron James at Miami	4/23/14
	32	Jameer Nelson vs. Orlando	4/24/10
	32	Jameer Nelson at Orlando	4/18/10
Half	20	LeBron James vs. Miami (2nd)	4/28/14
Quarter	19	Jameer Nelson vs. Orlando (1st)	4/24/10

REBOUNDS

Game	13	Dwight Howard vs. Orlando	4/26/10
Half	7	Dwight Howard vs. Orlando (1st)	4/26/10
Quarter	6	Dwight Howard vs. Orlando (1st)	4/26/10

OFFENSIVE REBOUNDS

Game	7	Dwight Howard at Orlando	4/21/10
Half	4	Dwight Howard at Orlando (1st)	4/21/10
Quarter	4	Dwight Howard at Orlando (1st)	4/21/10

DEFENSIVE REBOUNDS

Game	12	Dwight Howard vs. Orlando	4/26/10
Half	6	LeBron James vs. Miami (2nd)	4/26/14
	6	Dwight Howard vs. Orlando (2nd)	4/26/10
	6	Dwight Howard vs. Orlando (1st)	4/26/10
Quarter	5	Dwight Howard vs. Orlando (4th)	4/26/10
	5	Dwight Howard vs. Orlando (1st)	4/26/10

ASSISTS

Game	9	LeBron James vs. Miami	4/28/14
Half	7	LeBron James vs. Miami (2nd)	4/28/14
Quarter	6	LeBron James vs. Miami (3rd)	4/28/14

STEALS

Game	4	LeBron James at Miami	4/23/14
	4	Jameer Nelson vs. Orlando	4/24/10
Half	4	LeBron James at Miami (1st)	4/23/14
Quarter	2	Eight times	

TURNOVERS

Game	6	Dwight Howard at Orlando	4/21/10
Half	4	Vince Carter vs. Orlando (1st)	4/24/10
Quarter	3	Ray Allen vs. Miami (2nd)	4/23/14
	3	Vince Carter vs. Orlando (1st)	4/24/10
	3	Dwight Howard at Orlando (1st)	4/21/10

BLOCKED SHOTS

Game	9	Dwight Howard at Orlando	4/18/10
Half	8	Dwight Howard at Orlando (1st)	4/18/10
Quarter	6	Dwight Howard at Orlando (1st)	4/18/10

PERSONAL FOULS

Game	6	Vince Carter vs. Orlando	4/26/10
	6	Dwight Howard vs. Orlando	4/26/10
	6	Dwight Howard vs. Orlando	4/24/10
	6	Vince Carter at Orlando	4/18/10
Half	5	Vince Carter at Orlando (2nd)	4/18/10
Quarter	4	Vince Carter vs. Orlando (4th)	4/26/10

FIELD GOALS MADE

Game	12	Jameer Nelson vs. Orlando	4/24/10
Half	10	Jameer Nelson at Orlando (1st)	4/18/10
Quarter	7	Jameer Nelson vs. Orlando (1st)	4/24/10

FIELD GOALS ATTEMPTED

Game	19	LeBron James vs. Miami	4/28/14
	19	Vince Carter at Orlando	4/18/10
Half	14	LeBron James vs. Miami (2nd)	4/28/14
Quarter	8	Jameer Nelson vs. Orlando (3rd)	4/24/10
	8	Jameer Nelson at Orlando (1st)	4/18/10

THREE-POINT FIELD GOALS MADE

Game	5	Jameer Nelson vs. Orlando	4/24/10
Half	4	Jameer Nelson vs. Orlando (1st)	4/24/10
	4	Jameer Nelson at Orlando (1st)	4/18/10
Quarter	4	Jameer Nelson vs. Orlando (1st)	4/24/10

THREE-POINT FIELD GOALS ATTEMPTED

Game	9	Five times	
Half	6	Rashard Lewis at Orlando (2nd)	4/21/10
	6	Jameer Nelson at Orlando (1st)	4/18/10
Quarter	4	Five times	

FREE THROWS MADE

Game	10	LeBron James vs. Miami	4/28/14
Half	8	Jameer Nelson vs. Orlando (2nd)	4/26/10
	8	Jameer Nelson at Orlando (2nd)	4/18/10
Quarter	7	LeBron James vs. Miami (2nd)	4/26/14

FREE THROWS ATTEMPTED

Game	12	LeBron James vs. Miami	4/28/14
	12	LeBron James at Miami	4/23/14
	12	Dwight Howard at Orlando	4/21/10
Half	10	Jameer Nelson vs. Orlando (2nd)	4/26/10
	10	Dwight Howard vs. Orlando (2nd)	4/24/10
Quarter	9	Dwight Howard vs. Orlando (4th)	4/24/10

MINUTES

Game	44	Rashard Lewis vs. Orlando	4/26/10
------	----	---------------------------	---------

FRONT OFFICE

BALL OPS

PLAYERS

13-14 REVIEW

HISTORY

RECORDS

PLAYOFFS

NBA

MISC.



CLASSIC ERA TEAM HIGHS

POINTS

Game	119	vs. Boston	5/3/93
------	-----	------------	--------

REBOUNDS

Game	57	vs. Milwaukee	5/10/01
------	----	---------------	---------

OFFENSIVE REBOUNDS

Game	20	vs. Orlando	4/20/02
------	----	-------------	---------

DEFENSIVE REBOUNDS

Game	40	vs. Milwaukee	5/10/01
------	----	---------------	---------

ASSISTS

Game	36	vs. Philadelphia*	4/24/00
------	----	-------------------	---------

STEALS

Game	17	at Miami	4/21/01
	17	vs. New York**	5/14/93

TURNOVERS

Game	23	vs. Philadelphia	4/22/00
------	----	------------------	---------

BLOCKED SHOTS

Game	13	vs. New Jersey	5/12/02
------	----	----------------	---------

PERSONAL FOULS

Game	36	at New Jersey	5/15/02
------	----	---------------	---------

CLASSIC ERA TEAM LOWS

POINTS

Game	64	at Atlanta	4/28/98
------	----	------------	---------

REBOUNDS

Game	26	at Chicago	5/2/95
------	----	------------	--------

OFFENSIVE REBOUNDS

Game	5	at Chicago	5/13/98
------	---	------------	---------

DEFENSIVE REBOUNDS

Game	18	at Chicago	5/2/95
------	----	------------	--------

ASSISTS

Game	10	at New York	4/26/97
------	----	-------------	---------

STEALS

Game	2	vs. Milwaukee	5/10/01
------	---	---------------	---------

TURNOVERS

Game	8	at Milwaukee	5/15/01
------	---	--------------	---------

FIELD GOALS MADE

Game	51	vs. Boston	5/3/93
------	----	------------	--------

FIELD GOALS ATTEMPTED

Game	93	at Boston	4/29/93
------	----	-----------	---------

FIELD GOAL PERCENTAGE

Game	.614	vs. Boston (51-83)	5/3/93
------	------	--------------------	--------

THREE-POINT FIELD GOALS MADE

Game	8	vs. New York	4/28/97
	8	at New York	4/24/97

THREE-POINT FIELD GOAL ATTEMPTED

Game	23	at Milwaukee	5/6/01
------	----	--------------	--------

THREE-POINT FIELD GOAL PERCENTAGE

Game	.778	at Milwaukee (7-9)	5/15/01
------	------	--------------------	---------

FREE THROWS MADE

Game	35	vs. Milwaukee	5/17/01
------	----	---------------	---------

FREE THROWS ATTEMPTED

Game	43	vs. Milwaukee	5/17/01
------	----	---------------	---------

FREE THROW PERCENTAGE

Game	.938	at New York (15-16)	4/24/97
------	------	---------------------	---------

* Denotes Number of Overtime Periods

BLOCKED SHOTS

Game	1	Five times	
------	---	------------	--

PERSONAL FOULS

Game	16	vs. Milwaukee	5/13/01
------	----	---------------	---------

FIELD GOALS MADE

Game	24	vs. Philadelphia	4/22/00
	24	at Chicago	5/3/98

FIELD GOALS ATTEMPTED

Game	64	at Chicago	5/4/95
------	----	------------	--------

FIELD GOAL PERCENTAGE

Game	.342	at Atlanta (25-73)	4/28/98
------	------	--------------------	---------

THREE-POINT FIELD GOALS MADE

Game	0	at Milwaukee	5/8/01
	0	at Boston	4/29/93

THREE-POINT FIELD GOAL ATTEMPTED

Game	2	at New York	5/9/93
------	---	-------------	--------

CLASSIC ERA TEAM LOWS continued

THREE-POINT FIELD GOAL PERCENTAGE

Game	.000	at Milwaukee (0-6)	5/8/01
	.000	at Boston (0-7)	4/29/93

FREE THROWS MADE

Game	9	at Chicago	5/13/98
	9	vs. Chicago	5/10/98

FREE THROWS ATTEMPTED

Game	13	vs. Chicago	5/10/98
------	----	-------------	---------

FREE THROW PERCENTAGE

Game	.458	at Atlanta (11-24)	5/1/98
------	------	--------------------	--------

* Denotes Number of Overtime Periods

CLASSIC ERA INDIVIDUAL HIGHS

POINTS

Game	39	Glen Rice at New York	4/26/97
------	----	-----------------------	---------

REBOUNDS

Game	20	Alonzo Mourning vs. Chicago	4/30/95
------	----	-----------------------------	---------

OFFENSIVE REBOUNDS

Game	7	George Lynch vs. New Jersey	5/9/02
	7	George Lynch at Orlando	4/30/02
	7	P.J. Brown vs. Milwaukee	5/13/01
	7	Kendall Gill at New York	5/18/93

DEFENSIVE REBOUNDS

Game	15	Derrick Coleman at Philadelphia	4/28/00
	15	Vlade Divac at Chicago	5/6/98
	15	Alonzo Mourning vs. Chicago	4/30/95

ASSISTS

Game	15	Muggsy Bogues at Boston	4/29/93
------	----	-------------------------	---------

STEALS

Game	7	Baron Davis vs. New Jersey	5/9/02
	7	Baron Davis at New Jersey	5/5/02

TURNOVERS

Game	7	Alonzo Mourning at New York	5/9/93
------	---	-----------------------------	--------

BLOCKED SHOTS

Game	7	Alonzo Mourning vs. Chicago*	4/28/95
------	---	------------------------------	---------

PERSONAL FOULS

Game	6	Several times	
------	---	---------------	--

FIELD GOALS MADE

Game	15	Jamal Mashburn vs. Milwaukee	5/10/01
	15	Glen Rice vs. Atlanta	4/23/98

FIELD GOALS ATTEMPTED

Game	29	Baron Davis at Orlando*	4/27/02
------	----	-------------------------	---------

THREE-POINT FIELD GOALS MADE

Game	5	Baron Davis at Milwaukee	5/20/01
	5	Baron Davis at Milwaukee	5/15/01

THREE-POINT FIELD GOALS ATTEMPTED

Game	10	Baron Davis vs. New Jersey	5/12/02
------	----	----------------------------	---------

FREE THROWS MADE

Game	15	Glen Rice at New York	4/26/97
	15	Alonzo Mourning vs. Boston	5/5/93

FREE THROWS ATTEMPTED

Game	18	Alonzo Mourning vs. Boston	5/5/93
------	----	----------------------------	--------

MINUTES

Game	52	Baron Davis at Orlando*	4/27/02
	52	Larry Johnson at Boston**	5/1/93

* Denotes Number of Overtime Periods

FRONT OFFICE

BALL OPS

PLAYERS

13-14 REVIEW

HISTORY

RECORDS

PLAYOFFS

NBA

MISC.



CLASSIC ERA OPPONENTS TEAM HIGHS

POINTS

Game	112	at Boston	4/29/93
------	-----	-----------	---------

REBOUNDS

Game	55	at Boston**	5/1/93
------	----	-------------	--------

OFFENSIVE REBOUNDS

Game	23	vs. New York**	5/14/93
	23	at New York*	5/12/93
	23	at Boston**	5/1/93

DEFENSIVE REBOUNDS

Game	35	vs. Milwaukee	5/13/01
	35	at Philadelphia	4/28/00

ASSISTS

Game	33	at New York	5/9/93
------	----	-------------	--------

STEALS

Game	12	at Chicago	5/4/95
	12	at New York*	5/12/93

TURNOVERS

Game	25	vs. New York**	5/14/93
------	----	----------------	---------

BLOCKED SHOTS

Game	13	at Milwaukee	5/20/01
------	----	--------------	---------

PERSONAL FOULS

Game	31	at New Jersey	5/15/02
------	----	---------------	---------

CLASSIC ERA OPPONENTS TEAM LOWS

POINTS

Game	76	at Miami	4/23/01
	76	at Chicago	5/6/98

REBOUNDS

Game	31	at New York	4/24/97
	31	vs. Boston	5/3/93

OFFENSIVE REBOUNDS

Game	3	vs. Orlando	4/20/02
------	---	-------------	---------

DEFENSIVE REBOUNDS

Game	20	vs. Boston	5/3/93
------	----	------------	--------

ASSISTS

Game	33	at New York	5/9/93
------	----	-------------	--------

STEALS

Game	2	at Milwaukee	5/20/01
	2	vs. Boston	5/3/93

FIELD GOALS MADE

Game	48	at Boston	4/29/93
------	----	-----------	---------

FIELD GOALS ATTEMPTED

Game	109	vs. New York**	5/14/93
------	-----	----------------	---------

FIELD GOAL PERCENTAGE

Game	.584	at New York (45-77)	4/24/97
------	------	---------------------	---------

THREE-POINT FIELD GOALS MADE

Game	10	at Milwaukee	5/6/01
	10	at New York	4/24/97

THREE-POINT FIELD GOALS ATTEMPTED

Game	23	at Milwaukee	5/6/01
------	----	--------------	--------

THREE-POINT FIELD GOAL PERCENTAGE

Game	.667	vs. Philadelphia (4-6)	4/22/00
	.667	vs. Boston (2-3)	5/5/93

FREE THROWS MADE

Game	33	at Milwaukee	5/20/01
------	----	--------------	---------

FREE THROWS ATTEMPTED

Game	42	vs. Orlando	4/26/10
------	----	-------------	---------

FREE THROW PERCENTAGE

Game	.943	at Milwaukee (33-35)	5/20/01
------	------	----------------------	---------

* Denotes Number of Overtime Periods

TURNOVERS

Game	7	vs. Milwaukee	5/10/01
------	---	---------------	---------

BLOCKED SHOTS

Game	1	vs. Philadelphia *	4/24/00
	1	at New York	4/24/97
	1	at New York *	5/12/93

PERSONAL FOULS

Game	12	at New York	5/9/93
------	----	-------------	--------

FIELD GOALS MADE

Game	27	at Philadelphia	4/28/00
------	----	-----------------	---------

FIELD GOALS ATTEMPTED

Game	66	at Atlanta	4/28/98
	66	vs. New York	4/28/97
	66	vs. New York	5/16/93

FIELD GOAL PERCENTAGE

Game	.346	at Philadelphia (27-78)	4/28/00
------	------	-------------------------	---------



CLASSIC ERA OPPONENTS TEAM LOWS

THREE-POINT FIELD GOALS MADE

Game	0	vs. New York	5/16/93
	0	at Boston	5/1/93
	0	at Boston	4/29/93

THREE-POINT FIELD GOALS ATTEMPTED

Game	3	vs. Boston	5/5/93
------	---	------------	--------

THREE-POINT FIELD GOAL PERCENTAGE

Game	.000	vs. New York (0-4)	5/16/93
	.000	at Boston (0-8)	5/1/93
	.000	at Boston (0-4)	4/29/93

FREE THROWS MADE

Game	5	at New York	4/26/97
------	---	-------------	---------

FREE THROWS ATTEMPTED

Game	10	at Miami	4/23/01
------	----	----------	---------

FREE THROW PERCENTAGE

Game	.385	at New York (5-13)	4/26/97
------	------	--------------------	---------

* Denotes Number of Overtime Periods

CLASSIC ERA OPPONENTS INDIVIDUAL HIGHS

POINTS

Game	48	Michael Jordan vs. Chicago*	4/28/95
------	----	-----------------------------	---------

REBOUNDS

Game	21	Dennis Rodman at Chicago	5/13/98
------	----	--------------------------	---------

OFFENSIVE REBOUNDS

Game	9	Dennis Rodman at Chicago	5/13/98
------	---	--------------------------	---------

DEFENSIVE REBOUNDS

Game	14	Dennis Rodman vs. Chicago	5/10/98
	14	Dikembe Mutombo at Atlanta	5/1/98

ASSISTS

Game	13	Jason Kidd at New Jersey	5/15/02
	13	Sam Cassell at Milwaukee	5/20/01
	13	Eric Snow vs. Philadelphia*	4/24/00
	13	Mookie Blaylock vs. Atlanta	4/25/98

STEALS

Game	5	Jason Kidd at New Jersey	5/15/02
	5	Scottie Pippen at Chicago	5/13/98
	5	Glen Rivers at New York	5/18/93

TURNOVERS

Game	7	Chris Childs vs. New York	4/28/97
	7	John Starks vs. New York**	5/14/93

BLOCKED SHOTS

Game	6	Theo Ratliff at Philadelphia	4/28/00
------	---	------------------------------	---------

PERSONAL FOULS

Game	6	Several times	
------	---	---------------	--

FIELD GOALS MADE

Game	18	Michael Jordan vs. Chicago	4/28/95
------	----	----------------------------	---------

FIELD GOALS ATTEMPTED

Game	32	Michael Jordan vs. Chicago*	4/28/95
------	----	-----------------------------	---------

THREE-POINT FIELD GOALS MADE

Game	5	Steve Smith vs. Atlanta	4/23/98
------	---	-------------------------	---------

THREE-POINT FIELD GOALS ATTEMPTED

Game	9	Jason Kidd vs. New Jersey	5/12/02
	9	Mookie Blaylock at Atlanta	5/1/98
	9	Mookie Blaylock vs. Atlanta	4/23/98
	9	John Starks vs. New York	5/14/93

FREE THROWS MADE

Game	13	Tracy McGrady at Orlando*	4/27/02
	13	Sam Cassell vs. Milwaukee	5/17/01

FREE THROWS ATTEMPTED

Game	16	Tracy McGrady at Orlando*	4/27/02
	16	Allen Iverson vs. Philadelphia	4/22/00

MINUTES

Game	51	Tracy McGrady at Orlando*	4/27/02
------	----	---------------------------	---------

* Denotes Number of Overtime Periods

FRONT OFFICE

BALL OPS

PLAYERS

13-14 REVIEW

HISTORY

RECORDS

PLAYOFFS

NBA

MISC.

Give us the ball.



iTek

Proud Partner



When your brand is **on-the-line**, put the ball in our hands.

Itek Graphics is your **go-to-printer** for quality and reliability.

itekgraphics.com

iTek
GRAPHICS

giving shape to your ideas

NBA





NORTH AMERICAN OFFICES

New York

Olympic Tower
645 Fifth Avenue
New York, NY 10022
Telephone: (212) 407-8000
Fax: (212) 832-3861

New Jersey

100 Plaza Drive
Secaucus, NJ 07094
Telephone: (201) 865-1500
Fax: (201) 974-5973

INTERNATIONAL OFFICES

EUROPE

Headquarters - NBA EMEA
Endeavour House
189 Shaftesbury Avenue
London, United Kingdom
WC2H 8JR
Telephone: +44-20-7420-8900

SPAIN

Pge. Empresarial "La Finca"
Edif. 17A, 1a
28223 Pozuelo de Alarcón,
Madrid, Spain
Telephone: +34-911-517-101
Fax: +34-911-517-120

AFRICA

6th Floor World Trade Center, Cnr
West Road South and Lower Road
Morningside 2196
Johannesburg, South Africa
Telephone: +27-87-940-1333
Fax: +27-86-726-6351

INDIA

1st Floor, Parinee Crescenzo
C38 & C39G Block, Bandra Kurla
Complex
Bandra (East) Mumbai, India
400051
Telephone: +91-22-330-406
Fax: +91-22-6155-4899

LATIN AMERICA

BRAZIL

Av Borges de Medeiros, 633
Sala 303 - Leblon
Rio de Janeiro, RJ, Brazil
22430-041
Telephone: +55-21-3206-6400
Fax: +55-21-2586-6001

MEXICO

Av Santa Fe 94, Torre A Piso 8,
Colonia Zedec Santa Fe
Mexico DF Mexico 01210
Telephone: +52-55-88511159
Fax: +52-55-88511111

CANADA

50 Bay Street
Suite 1402
Toronto, Ontario
Canada M5J 3A5
Telephone: (416) 682-2000
Fax: (416) 364-0205

ASIA/PACIFIC

HONG KONG

Room 3101, The Lee Gardens
33 Hysan Avenue
Causeway Bay, Hong Kong
Telephone: +852-2843-9600
Fax: +852-2536-4808

TAIWAN

Suite 1303, No. 88, Section 2
Chung Hsiao East Road
Taipei, Taiwan ROC 100
Telephone: +886-2-2397-8000
Fax: +886-2-2358-1098

KOREA

21/F Seoul Finance Center
136 Sejong-Daero, Jung-Gu
Seoul, Korea 100-768
Telephone: +822-3782-6835
Fax: +822-3782-4555

CHINA—BEIJING

19th Floor, Office Tower 2, China
Central Place
No. 79 Jianguo Road, Chaoyang
District
Beijing, China 100025
Telephone: +86-10-5200-8200
Fax: +86-10-5200-8202

CHINA—SHANGHAI

Unit 2703-2708, 27F, Tower 2
Plaza 66
1366 Nanjing West Road, Jing
An District
Shanghai, China 200040
Telephone: +86-21-6137-2200
Fax: +86-21-6288-9920



NBA D-League Office
Olympic Tower, 645 5th Avenue;
New York, NY 10022

President
Dan Reed

Senior Coordinator, Communications
Joanna Shapiro
(212) 407-8737, jshapiro@nba.com

Austin Toros
12885 N. Highway 183, Suite 207;
Austin, TX 78750
Tel: (512) 236-8333; Fax: (512) 236-8444
Arena: Cedar Park Center
Media Relations Contact: Perri Travillion
(ptravillion@austintoros.com)
NBA Affiliation: San Antonio

Bakersfield Jam
1400 Norris Road;
Bakersfield, CA 93308
Tel: (661) 615-6550; Fax: (661) 615-6555
Arena: Dignity Health Event Center
Media Relations Contact: William Aquije
(william@bakersfieldjam.com)
NBA Affiliations: Phoenix

Canton Charge
1101 Market Avenue North;
Canton, OH 44702
Tel: (330) 489-1701; Fax: (330) 489-1703
Arena: Canton Memorial Civic Center
Media Relations Contact: Sean Wyatt
(swyatt@cantoncharge.com)
NBA Affiliation: Cleveland

Delaware 87ers
300 Martin Luther King Blvd,
Suite 200; Wilmington, DE 19801
Tel: (302) 504-7587; Fax: TBD
Arena: Bob Carpenter Sports/Convocation Center
Media Relations Contact: TBD
NBA Affiliation: Philadelphia

Erie BayHawks
110 East 8th Street;
Erie, PA 16501
Tel: (814) 790-5600; Fax: (814) 790-5608
Arena: Erie Insurance Arena
Media Relations Contact: Kevin Hagerty
(kevin.hagerty@nbaerie.com)
NBA Affiliation: Orlando

Fort Wayne Mad Ants
1910 St. Joe Center Rd,
Suite 61; Fort Wayne, IN 46825
Tel: (260) 469-4667; Fax: (260) 469-4674
Arena: Allen County War Memorial Coliseum
Media Relations Contact: Audrey Siebrase
(audrey@fortwaynehoops.com)
NBA Affiliations: Atlanta, Brooklyn, Charlotte,
Chicago, Denver, Indiana, L.A. Clippers,
Milwaukee, Minnesota, New Orleans, Portland,
Toronto, Washington

Grand Rapids Drive
40 Monroe Center NW, Ste. 11,
Grand Rapids, MI 49503
Tel: TBD
Arena: The DeltaPlex
Media Relations Contact: Sarah Parfet Jbara
(spj@ssjgrouppllc.com)
NBA Affiliation: Detroit

Idaho Stampede
233 South Capitol Blvd., Suite 100;
Boise, ID 83702
Tel: (208) 388-4667; Fax: (208) 388-3845
Arena: CenturyLink Arena
Media Relations Contact: Ty Carter
(ty@idahostampede.com)
NBA Affiliation: Utah

Iowa Energy
730 3rd Street;
Des Moines, Iowa 50309
Tel: (515) 564-8550; Fax: (515) 564-8551
Arena: Wells Fargo Arena
Media Relations Contact: Mike Leighton
(rburrell@iowanba.com, mleighton@iowanba.com)
NBA Affiliation: Memphis

Los Angeles D-Fenders
555 North Nash Street;
El Segundo, CA 90245
Tel: (310) 426-6000; Fax: (310) 426-6031
Arena: Toyota Sports Center
Media Relations Contact: TBD
NBA Affiliation: Los Angeles Lakers

Maine Red Claws
413 Congress Street;
Portland, ME 04101
Tel: 207-210-6655; Fax: 207-210-6659
Arena: Portland Exposition Building
Media Relations Contact: Will McClaran
(wmccclaran@maineredclaws.com)
NBA Affiliation: Boston

Oklahoma City Thunder NBA D-League Team
208 Thunder Drive,
Oklahoma City, OK 73102
Tel: (918) 208-4800; Fax: (918) 429-7900
Arena: Cox Convention Center
Media Relations Contact: Ben Coldagelli
(bcoldagelli@thunder-nba.com)
NBA Affiliation: Oklahoma City

Reno Bighorns
9393 Gateway Drive, Suite BH;
Reno, NV 89511
Tel: (775) 284-2622; Fax: (775) 853-1601
Arena: Reno Events Center
Media Relations Contact: Kyle Jones
(kjones@renobighorns.com)
NBA Affiliation: Sacramento

Rio Grande Valley Vipers
4500 North 10th Street, Suite 315;
McAllen, TX 78504
Tel: (956) 972-1144; Fax: (956) 972-1150
Arena: State Farm Arena
Media Relations Contact: Rebecca Sweat
(rsweat@rgvipers.com)
NBA Affiliation: Houston

Santa Cruz Warriors
903 Pacific Avenue, Suite 101;
Santa Cruz, CA 95060
Tel: (831) 731-4396; Fax: (831) 466-3201
Arena: Kaiser Permanente Arena
Media Relations Contact: TBD
NBA Affiliation: Golden State

Sioux Falls Skyforce
2131 South Minnesota Ave;
Sioux Falls, SD 57105
Tel: (605) 332-0605; Fax: (605) 332-2305
Arena: Sanford Pentagon
Media Relations Contact: Joe Millar
(joe@skyforceonline.com)
NBA Affiliation: Miami

Texas Legends
2601 Avenue of the Stars, Suite 300;
Frisco, TX 75034
Tel: (214) 469-0822; Fax: (214) 469-0823
Arena: Dr. Pepper Arena
Media Relations Contact: Britney Wynn
(bwyynn@texlegends.com)
NBA Affiliation: Dallas

Westchester Knicks
198 Central Avenue, White Plains, NY 10606
Tel: (914) 559-6870
Arena: Westchester County Center
Media Relations Contact: Katie Hatch (Katie.hatch@msg.com)
NBA Affiliation: New York

FRONT OFFICE

BALL OPS

PLAYERS

13-14 REVIEW

HISTORY

RECORDS

PLAYOFFS

NBA

MISC.



NBA OPPONENTS



ATLANTA HAWKS

101 Marietta Street, Suite 1900, Atlanta, GA 30303
(404) 878-3800

2014-15 VS HAWKS

November 7	at Charlotte
November 29	at Atlanta
March 28	at Charlotte
April 10	at Atlanta

HEAD-TO-HEAD RECORD

All-Time Record	42-55	(.438)
Home	24-23	(.511)
Road	18-32	(.367)

GENERAL INFORMATION

Arena: Philips Arena (18,118)	Radio: 92.9 The Game
Television: SportSouth	Broadcasters: Steve Holman
Broadcasters: Bob Rathbun, Dominique Wilkins, Andre Aldridge	Colors: Red, Navy and Gray

DIRECTORY

Managing Partner & Alternate NBA Governor: Michael Gearon	Head Coach: Mike Budenholzer
Partner & Alternate NBA Governor: Ed Peskowitz	Assistant Coaches: Kenny Atkinson, Darvin Ham, Taylor Jenkins, Charles Lee, Neven Spahija, Ben Sullivan
CEO, Atlanta Hawks/Philips Arena: Steve Koonin	Head Athletic Trainer: Wally Blase
President of Basketball Operations/GM: Danny Ferry	Vice President of Communications: Garin Narain
Assistant General Manager: Wes Wilcox	Director of Communications: Jon Steinberg
	Senior Manager of Communications: Jason Roose

ALL-TIME GAME RESULTS

11/12/88	at Atlanta	L	111-132	11/29/97	at Atlanta	L	80-98	11/6/09	at Charlotte	W	103-83
1/21/89	at Atlanta	L	113-137	1/31/98	at Charlotte	L	83-103	1/22/10	at Atlanta	L	89-103
2/9/89	at Charlotte	W	110-108	4/10/98	at Charlotte	L	87-99	3/19/10	at Atlanta	L	92-93*
3/3/89	at Atlanta	L	109-133	4/17/98	at Atlanta	L	104-121	4/6/10	at Charlotte	W	109-100
4/10/89	at Charlotte	L	105-112	2/11/99	at Atlanta	L	88-100	12/17/10	at Atlanta	L	85-90
1/23/90	at Charlotte	L	101-106	4/4/99	at Atlanta	L	83-85	1/22/11	at Charlotte	L	87-103
3/24/90	at Atlanta	L	109-122	4/5/99	at Charlotte	L	71-77	2/12/11	at Atlanta	W	88-86
11/16/90	at Atlanta	W	119-109	11/16/99	at Atlanta	L	98-103	4/13/11	at Charlotte	W	96-85
11/20/90	at Charlotte	W	128-121	12/27/99	at Charlotte	W	108-104	1/6/12	at Charlotte	L	96-102*
2/7/91	at Atlanta	L	114-127	3/25/00	at Atlanta	W	87-70	1/12/12	at Atlanta	L	81-111
4/4/91	at Charlotte	W	98-91	4/12/00	at Charlotte	W	119-87	4/4/12	at Atlanta	L	93-120
4/17/91	at Atlanta	W	123-111	10/31/00	at Atlanta	W	106-82	4/7/12	at Charlotte	L	96-116
11/6/91	at Charlotte	W	114-104	2/8/01	at Charlotte	W	101-84	11/23/12	at Charlotte	L	91-101
11/12/91	at Atlanta	L	100-118	3/2/01	at Atlanta	W	105-99	11/28/12	at Atlanta	L	91-94
2/11/92	at Atlanta	W	113-108	4/16/01	at Charlotte	W	106-83	12/13/12	at Atlanta	L	90-113
3/20/92	at Charlotte	L	110-112	12/22/01	at Atlanta	L	88-101	1/23/13	at Charlotte	L	92-104
12/22/92	at Atlanta	W	130-114	1/9/02	at Charlotte	W	111-87	11/11/13	at Charlotte	L	94-103
1/19/93	at Charlotte	L	100-102	4/6/02	at Atlanta	W	93-86	12/28/13	at Atlanta	L	116-118*
3/16/93	at Charlotte	L	107-122	4/10/02	at Charlotte	L	95-101	3/17/14	at Charlotte	L	83-97
4/10/93	at Charlotte	L	105-118	11/27/04	at Charlotte	W	107-92	4/14/14	at Atlanta	W	95-93
4/17/93	at Atlanta	W	110-107	1/15/05	at Atlanta	L	95-103				
11/20/93	at Atlanta	L	91-96	4/11/05	at Atlanta	W	110-105*				
1/4/94	at Atlanta	L	94-133	4/13/05	at Charlotte	W	105-84				
1/28/94	at Charlotte	L	105-117	12/27/05	at Atlanta	W	93-90				
3/16/94	at Charlotte	W	92-79	2/1/06	at Charlotte	L	92-102				
3/23/94	at Atlanta	L	92-100	3/28/06	at Charlotte	W	125-117				
11/29/94	at Atlanta	W	90-85	4/14/06	at Atlanta	W	116-110				
1/25/95	at Charlotte	L	96-103	11/29/06	at Atlanta	L	90-98				
1/28/95	at Atlanta	W	102-93	1/19/07	at Atlanta	W	96-75				
4/16/95	at Charlotte	L	93-94	1/20/07	at Charlotte	W	104-85				
11/14/95	at Atlanta	L	104-111	3/28/07	at Charlotte	W	101-87				
1/6/96	at Charlotte	W	96-90	11/14/07	at Atlanta	L	109-117				
2/4/96	at Atlanta	L	104-106	12/15/07	at Atlanta	L	84-93				
3/22/96	at Charlotte	L	92-117	2/13/08	at Charlotte	W	100-98*				
12/21/96	at Charlotte	W	98-93	3/7/08	at Charlotte	W	108-93				
1/20/97	at Atlanta	L	97-106	11/21/08	at Atlanta	L	83-88				
2/22/97	at Atlanta	W	93-92	12/15/08	at Atlanta	L	79-83				
4/2/97	at Charlotte	W	95-84	2/6/09	at Charlotte	L	97-102				
				3/6/09	at Charlotte	W	98-91				

*Overtime



BOSTON CELTICS

226 Causeway Street, Fourth Floor, Boston, MA 02114
617-854-8000

GENERAL INFORMATION

Arena: TD Garden (18,624)
Television: Comcast SportsNet New England
Broadcasters: Mike Gorman, Tom Heinsohn,
Brian Scalabrine, Abby Chin

Radio: CBS Radio Boston
Broadcasters: Sean Grande, Cedric Maxwell
Colors: Green, Gold, Black, Brown, Beige
and White

DIRECTORY

Managing Partner, Governor & CEO:

Wyc Grousbeck

President: Rich Gotham

President of Basketball Operations:

Danny Ainge

Head Coach: Brad Stevens

Assistant Coaches: Jay Larranaga, Walter
McCarty, Micah Shrewsberry, Jamie Young,
Darren Erman

Head Athletic Trainer: Ed Lacerte

Vice President, Media Services/

Alumni Relations: Jeff Twiss

Senior Director of Public Relations:

Heather Walker

Media Services Manager: Brian Olive

Communications Coordinator:

Taylor Kielpinski-Rogers



2014-15 VS CELTICS

December 10 at Charlotte
January 5 at Boston
February 27 at Boston
March 30 at Charlotte

HEAD-TO-HEAD RECORD

All-Time Record 38-50 (.432)
Home 21-23 (.477)
Road 17-27 (.386)

ALL-TIME GAME RESULTS

11/23/88	at Boston	L	109-114
1/6/89	at Boston	L	92-115
2/1/89	at Charlotte	L	94-107
2/28/89	at Charlotte	L	87-112
4/17/89	at Charlotte	L	108-113*
4/23/89	at Boston	L	110-120
12/5/89	at Charlotte	L	101-114
2/7/90	at Boston	L	125-146
11/14/90	at Boston	L	126-135
12/20/90	at Charlotte	L	96-115
2/1/91	at Charlotte	W	92-91
2/6/91	at Boston	L	117-133
11/1/91	at Boston	L	108-111
11/16/91	at Charlotte	W	118-109
2/21/92	at Boston	L	110-113
4/12/92	at Charlotte	L	102-128
11/11/92	at Charlotte	L	99-109
11/27/92	at Boston	L	102-111
1/5/93	at Charlotte	L	103-107
3/14/93	at Boston	W	96-93
11/12/93	at Boston	W	110-107
12/23/93	at Charlotte	W	118-100
3/14/94	at Charlotte	W	107-101*
4/21/94	at Boston	W	95-89
11/23/94	at Boston	L	91-98
1/7/95	at Charlotte	W	106-98
2/1/95	at Boston	W	100-93
4/10/95	at Charlotte	W	119-95
11/22/95	at Charlotte	L	124-129
11/26/95	at Boston	W	111-109
12/21/95	at Charlotte	W	107-97
2/28/96	at Boston	L	116-121*
12/22/96	at Boston	W	102-98
3/6/97	at Charlotte	W	122-121**
4/9/97	at Charlotte	W	136-111
4/16/97	at Boston	W	108-102
12/23/97	at Boston	L	96-102
1/30/98	at Boston	W	97-95
2/3/98	at Charlotte	W	93-89

3/9/99	at Charlotte	W	105-87
3/30/99	at Charlotte	L	99-109
5/5/99	at Boston	W	133-129**
11/5/99	at Boston	L	100-103
1/22/00	at Charlotte	W	110-96
4/4/00	at Charlotte	W	112-105
4/16/00	at Charlotte	W	105-102
12/16/00	at Charlotte	W	99-87
3/4/01	at Boston	W	116-97
4/1/01	at Charlotte	W	80-79
4/18/01	at Boston	W	97-92
12/15/01	at Charlotte	L	97-106
2/5/02	at Charlotte	L	79-82
3/1/02	at Boston	W	100-87
11/12/04	at Boston	L	71-94
1/25/05	at Charlotte	L	92-97
3/4/05	at Boston	L	84-104
3/14/05	at Charlotte	L	110-119
11/5/05	at Charlotte	W	107-105*
11/25/05	at Boston	L	89-90
1/4/06	at Boston	L	106-109
11/8/06	at Boston	L	108-110*
11/22/06	at Charlotte	W	92-83
12/16/06	at Charlotte	L	100-106
3/21/07	at Boston	W	92-84
11/24/07	at Charlotte	L	95-96
1/9/08	at Boston	W	95-83
2/29/08	at Boston	L	100-108
4/5/08	at Charlotte	L	78-101
11/29/08	at Charlotte	L	84-89
1/6/09	at Charlotte	W	114-106*
4/1/09	at Boston	L	109-111**
10/28/09	at Boston	L	59-92
12/1/09	at Charlotte	L	90-108
3/3/10	at Boston	L	90-104
12/11/10	at Charlotte	L	62-93
1/14/11	at Boston	L	94-99
2/7/11	at Charlotte	W	94-89
3/25/11	at Boston	W	83-81

2/7/12	at Boston	L	89-95
3/26/12	at Charlotte	L	95-102
4/15/12	at Charlotte	L	82-94
1/14/13	at Boston	L	89-100
2/11/13	at Charlotte	W	94-91
3/12/13	at Charlotte	W	100-74
3/16/13	at Boston	L	88-105
11/13/13	at Boston	W	89-83
11/25/13	at Charlotte	L	86-96
4/11/14	at Boston	L	103-106

*Overtime



NBA OPPONENTS



BROOKLYN NETS

15 MetroTech Center, 11th Floor, Brooklyn, NY 11201
718-933-3000

2014-15 VS NETS

December 13	at Charlotte
March 4	at Brooklyn
March 25	at Charlotte

HEAD-TO-HEAD RECORD

All-Time Record	40-50	(.444)
Home	23-21	(.523)
Road	17-29	(.370)

GENERAL INFORMATION

Arena: Barclays Center (17,732)
Television: YES Network
Broadcasters: Ian Eagle, Mike Fratello, Ryan Ruocco, Jim Spanarkel, Donny Marshall, Sarah Kustok

Radio: WFAN (660 AM/101.9 FM)
Broadcasters: Chris Carrino, Tim Capstraw
Colors: Black and White

DIRECTORY

Principal Owner: Mikhail Prokhorov
President, ONEXIM Sports and Entertainment Holding USA, Inc.: Irina Pavlova
General Manager: Billy King
Assistant General Managers: Bobby Marks, Frank Zanin
Head Coach: Lionel Hollins
Assistant Coaches: Paul Westphal, Tony Brown, Joe Wolf, John Welch, Jay Humphries

Head Athletic Trainer: Tim Walsh
Vice President, Public Relations: Gary Sussman
Senior Director, Public Relations: Aaron Harris
Manager, Public Relations: Eli Pearlstein

ALL-TIME GAME RESULTS

11/15/88	at Charlotte	L	99-106	3/4/99	at New Jersey	W	96-82	11/3/10	at New Jersey	W	85-83
12/9/88	at Charlotte	W	96-95	4/19/99	at New Jersey	W	120-113	12/3/10	at Charlotte	W	91-84*
12/10/88	at New Jersey	L	112-121*	4/24/99	at Charlotte	W	97-82	2/11/11	at Charlotte	L	89-94
1/3/89	at Charlotte	L	106-109	11/12/99	at Charlotte	W	96-92	4/11/11	at New Jersey	W	105-103
3/2/89	at New Jersey	L	103-114	2/26/00	at New Jersey	L	93-104	1/22/12	at New Jersey	L	87-97
4/18/89	at New Jersey	W	121-105	3/22/00	at Charlotte	W	119-103	3/4/12	at Charlotte	L	101-104
1/11/90	at New Jersey	L	101-109	11/4/00	at New Jersey	W	98-87	3/9/12	at Charlotte	L	74-83
3/26/90	at Charlotte	W	97-83	2/28/01	at Charlotte	W	91-88	3/24/12	at New Jersey	L	89-102
11/6/90	at Charlotte	W	113-105	4/3/01	at New Jersey	W	103-88	12/28/12	at Brooklyn	L	81-97
12/10/90	at New Jersey	L	115-121	4/12/01	at Charlotte	W	88-78	3/6/13	at Charlotte	L	78-99
3/12/91	at Charlotte	L	90-92	11/3/01	at New Jersey	L	85-95	4/6/13	at Brooklyn	L	105-96
3/17/91	at New Jersey	W	121-108	1/5/02	at Charlotte	L	80-89	11/20/13	at Charlotte	W	95-91
11/2/91	at Charlotte	L	108-116	2/24/02	at New Jersey	L	93-95	2/12/14	at Brooklyn	L	89-105
12/14/91	at New Jersey	W	109-102	2/27/02	at Charlotte	W	104-85	3/19/14	at Brooklyn	L	99-104
12/27/91	at Charlotte	L	120-136	11/30/04	at New Jersey	L	86-99	3/26/14	at Charlotte	W	116-111*
3/23/92	at New Jersey	L	120-123	12/21/04	at Charlotte	L	91-94				
12/28/92	at New Jersey	L	103-104	2/25/05	at New Jersey	L	86-93				
1/2/93	at Charlotte	W	118-117	3/28/05	at Charlotte	L	91-95				
2/23/93	at Charlotte	W	104-95	12/7/05	at Charlotte	L	84-97				
3/24/93	at New Jersey	L	116-118	12/14/05	at New Jersey	W	91-83				
12/11/93	at Charlotte	W	105-99	2/15/06	at Charlotte	L	94-95				
12/16/93	at New Jersey	L	95-111	4/6/06	at New Jersey	L	102-113				
3/12/94	at New Jersey	L	92-117	11/28/06	at New Jersey	W	96-92				
4/8/94	at Charlotte	W	99-78	1/17/07	at Charlotte	L	85-92				
1/6/95	at New Jersey	W	89-88	3/24/07	at Charlotte	L	107-113*				
1/20/95	at Charlotte	W	99-97	1/4/08	at New Jersey	L	96-102				
2/14/95	at New Jersey	L	98-109	1/8/08	at Charlotte	W	115-99				
4/12/95	at Charlotte	W	105-77	2/8/08	at Charlotte	L	90-104				
11/15/95	at New Jersey	L	79-90	4/15/08	at New Jersey	L	108-112*				
1/17/96	at Charlotte	L	93-97	12/26/08	at New Jersey	W	95-87				
1/26/96	at New Jersey	L	107-115	12/27/08	at Charlotte	L	103-114*				
1/15/97	at Charlotte	W	116-104	4/13/09	at New Jersey	L	87-91				
1/18/97	at New Jersey	W	102-92	11/2/09	at Charlotte	W	79-68				
2/12/97	at Charlotte	W	113-100	12/4/09	at New Jersey	L	91-97				
4/3/97	at New Jersey	W	93-87	2/16/10	at Charlotte	L	94-103				
1/13/98	at Charlotte	L	68-81	4/12/10	at New Jersey	W	105-95				
3/8/98	at New Jersey	W	109-100								
4/6/98	at New Jersey	L	115-125								
4/15/98	at Charlotte	W	109-103								

*Overtime



CHICAGO BULLS

1901 West Madison Street Chicago, IL 60612
312-455-4000



GENERAL INFORMATION

Arena: United Center (20,917)
Television: WGN and Comcast SportsNet Chicago
Broadcasters: Neil Funk, Stacey King

Radio: WMVP
Broadcasters: Chuck Swirsky, Bill Wennington,
Steve Kashul
Colors: Red, Black and White

DIRECTORY

Chairman: Jerry Reinsdorf
President & COO: Michael Reinsdorf
General Manager: Gar Forman
Assistant General Managers:
Randy Brown, Brian Hagen
Head Coach: Tom Thibodeau
Assistant Coaches: Andy Greer, Adrian Griffin,
Ed Pinckney, Mike Wilhelm
Head Athletic Trainer: Jeff Tanaka

**Senior Director of Public
and Media Relations:** Tim Hallam
Director of Public and Media Relations:
Sebrina Beyer
**Senior Manager of Public
and Media Relations:** Matt Yob
Manager of Public and Media Relations:
Shaun Hickombottom

2014-15 VS BULLS

December 3.....at Charlotte
February 25.....at Chicago
March 13.....at Charlotte
March 23.....at Chicago

HEAD-TO-HEAD RECORD

All-Time Record.....32-61.....(.344)
Home.....21-27.....(.438)
Road.....11-34.....(.244)

ALL-TIME GAME RESULTS

12/23/89	at Charlotte	W	103-101	11/14/97	at Chicago	L	92-105	11/7/09	at Chicago	L	90-93
1/11/89	at Charlotte	L	101-106	12/12/97	at Charlotte	W	79-77	1/5/10	at Charlotte	W	113-108
2/7/89	at Chicago	L	93-118	1/21/98	at Chicago	L	79-110	4/3/10	at Chicago	L	88-96
2/22/89	at Charlotte	L	102-130	2/11/98	at Charlotte	L	90-92	4/14/10	at Charlotte	L	89-98
4/4/89	at Chicago	L	101-121								
12/16/89	at Chicago	L	104-115	2/27/99	at Chicago	L	77-94	1/12/11	at Charlotte	W	96-91
1/12/90	at Charlotte	L	95-107	3/24/99	at Charlotte	W	110-81	1/18/11	at Chicago	W	83-82
				4/30/99	at Charlotte	W	92-88	2/15/11	at Chicago	L	94-106
11/10/90	at Chicago	L	86-105	1/19/00	at Chicago	W	96-86	3/9/11	at Charlotte	L	84-101
1/12/91	at Charlotte	L	95-106	3/5/00	at Charlotte	W	100-94	1/21/12	at Chicago	L	89-95
2/23/91	at Chicago	L	108-129	3/15/00	at Charlotte	W	77-74	2/10/12	at Charlotte	L	64-95
3/15/91	at Charlotte	L	92-105	4/1/00	at Chicago	W	90-87	4/18/12	at Charlotte	L	68-100
4/19/91	at Charlotte	L	99-115								
11/13/91	at Charlotte	L	95-117	1/9/01	at Charlotte	W	102-95***	12/31/12	at Chicago	W	91-81
12/6/91	at Chicago	L	96-114	1/12/01	at Chicago	W	86-85	1/28/13	at Chicago	L	85-93
1/22/92	at Charlotte	L	112-115	3/12/01	at Charlotte	W	102-94	2/22/13	at Charlotte	L	75-105
4/1/92	at Chicago	L	94-100	3/23/01	at Chicago	L	90-93*				
12/15/92	at Chicago	L	110-125	11/10/01	at Chicago	W	89-85	11/18/13	at Chicago	L	81-86
12/29/92	at Charlotte	L	103-114	1/15/02	at Chicago	W	94-86	1/11/14	at Chicago	L	97-103
1/22/93	at Chicago	W	105-97	2/13/02	at Charlotte	W	113-91	1/25/14	at Charlotte	L	87-89
3/12/93	at Chicago	L	108-123	4/17/02	at Charlotte	W	112-106	4/16/14	at Charlotte	W	91-86*
4/23/93	at Charlotte	W	104-103								
11/5/93	at Charlotte	L	123-124*	1/27/05	at Chicago	L	93-101	*Overtime			
12/20/93	at Chicago	L	97-109	2/26/05	at Charlotte	L	90-94				
12/30/93	at Charlotte	W	115-95	3/30/05	at Charlotte	L	99-102				
2/21/94	at Chicago	L	93-118	4/2/05	at Chicago	L	97-112				
4/15/94	at Charlotte	L	85-88					11/2/05	at Chicago	L	105-109*
11/4/94	at Chicago	L	83-89	12/20/05	at Chicago	W	105-92	12/20/05	at Charlotte	W	93-80
1/14/95	at Charlotte	W	96-85	3/31/06	at Charlotte	L	107-113				
2/20/95	at Charlotte	W	115-104	12/23/06	at Chicago	L	76-115	12/1/07	at Chicago	L	95-111
4/22/95	at Chicago	L	100-116	2/14/07	at Charlotte	W	100-85	12/5/07	at Charlotte	L	82-91
				4/13/07	at Chicago	L	81-100	1/2/08	at Charlotte	L	97-109
11/3/95	at Chicago	L	91-105					1/25/08	at Chicago	W	90-77
1/4/96	at Charlotte	L	93-117	12/16/08	at Chicago	W	110-101*				
4/5/96	at Charlotte	L	92-126	3/3/09	at Chicago	W	96-80				
4/8/96	at Chicago	W	98-97	4/1/09	at Chicago	L	106-113				
11/15/96	at Charlotte	L	87-110								
12/14/96	at Chicago	L	82-87								
12/19/96	at Charlotte	L	72-93								
2/11/97	at Chicago	L	100-103								

FRONT OFFICE

BALL OPS

PLAYERS

13-14 REVIEW

HISTORY

RECORDS

PLAYOFFS

NBA

MISC.



NBA OPPONENTS



CLEVELAND CAVALIERS

One Center Court, Cleveland, OH 44115
216-420-2000

2014-15 VS CAVALIERS

December 15	at Cleveland
January 2	at Charlotte
January 23	at Cleveland

HEAD-TO-HEAD RECORD

All-Time Record	40-52	(.435)
Home	30-17	(.638)
Road	10-35	(.222)

GENERAL INFORMATION

Arena: Quicken Loans Arena (18,624)
Television: Fox Sports Ohio
Broadcasters: Fred McLeod, Austin Carr, Allie Clifton

Radio: WTAM (1100 AM)
Broadcasters: John Michael, Jim Chones, Mike Snyder
Colors: Wine, Gold, Navy and White

DIRECTORY

Majority Owner/Chairman: Dan Gilbert
General Manager: David Griffin
Assistant General Manager: Trent Redden
Head Coach: David Blatt
Associate Head Coach: Tyrone Lue
Assistant Coaches: Jim Boylan, Larry Drew, James Posey, Bret Briellemaier
Head Athletic Trainer: Stephen Spiro

Senior Vice President, Communications/ Broadcasting: Tad Carper
Director of Basketball Communications: B.J. Evans
Basketball Communications Manager: Jeff Schaefer
Sports Communications Coordinator: Cherome Owens

ALL-TIME GAME RESULTS

11/4/88	at Charlotte	L	93-133	11/28/97	at Charlotte	L	91-97	10/31/09	at Cleveland	L	79-90
12/28/88	at Cleveland	L	98-122	12/13/97	at Cleveland	W	85-84	11/27/09	at Charlotte	W	94-87
2/5/89	at Charlotte	L	91-110	12/26/97	at Charlotte	W	96-88	1/3/10	at Cleveland	W	91-88
4/9/89	at Cleveland	L	116-122	3/29/98	at Cleveland	L	82-97	2/19/10	at Charlotte	W	110-93
12/28/89	at Charlotte	W	94-92	2/10/99	at Charlotte	L	77-87	12/29/10	at Charlotte	W	101-92
2/25/90	at Cleveland	L	86-102	3/28/99	at Charlotte	W	105-84	3/30/11	at Charlotte	W	98-97
11/7/90	at Cleveland	L	89-100	4/17/99	at Cleveland	W	90-82	4/5/11	at Cleveland	L	89-99
11/17/90	at Charlotte	W	112-100	11/27/99	at Cleveland	L	89-106	1/3/12	at Cleveland	L	101-115
1/29/91	at Cleveland	L	106-125	12/17/99	at Charlotte	W	99-86	1/16/12	at Charlotte	L	94-102
4/5/91	at Cleveland	L	101-104	2/9/00	at Charlotte	W	103-95	4/10/12	at Cleveland	L	90-103
4/7/91	at Charlotte	L	100-102	4/18/00	at Cleveland	W	103-88	1/4/13	at Charlotte	L	104-106
11/20/91	at Charlotte	W	109-108	11/25/00	at Charlotte	W	109-98	2/6/13	at Cleveland	L	95-122
12/21/91	at Cleveland	L	111-120	12/5/00	at Cleveland	L	66-71	4/17/13	at Charlotte	W	105-9
3/27/92	at Charlotte	L	115-121	12/26/00	at Charlotte	W	115-110*	11/1/13	at Charlotte	W	90-84
4/9/92	at Cleveland	L	134-141	3/16/01	at Cleveland	L	109-114	11/15/13	at Cleveland	W	86-80
4/15/92	at Charlotte	W	115-107	10/31/01	at Charlotte	W	100-94	3/7/14	at Charlotte	W	101-92
11/8/92	at Cleveland	L	107-127	12/1/01	at Cleveland	L	81-93	4/5/14	at Cleveland	W	96-94*
2/9/93	at Charlotte	L	103-107	3/30/02	at Charlotte	W	93-85	*Overtime			
3/11/93	at Cleveland	L	99-118	4/12/02	at Charlotte	W	112-100				
4/2/93	at Charlotte	W	114-113	11/18/04	at Charlotte	L	89-106				
11/9/93	at Cleveland	L	108-113	11/20/04	at Cleveland	L	84-100				
12/9/93	at Charlotte	W	95-93	1/3/05	at Charlotte	L	83-94				
12/28/93	at Cleveland	L	115-127*	1/11/05	at Cleveland	L	98-100*				
2/20/94	at Charlotte	L	101-105*	1/30/06	at Charlotte	L	91-103				
4/5/94	at Cleveland	L	99-105	3/22/06	at Cleveland	L	118-120*				
11/5/94	at Charlotte	L	107-115	4/2/06	at Charlotte	L	97-101				
11/15/94	at Cleveland	L	86-89*	11/4/06	at Charlotte	W	92-88				
1/10/95	at Cleveland	W	116-108*	12/13/06	at Cleveland	L	101-104				
3/25/95	at Charlotte	W	105-97	2/2/07	at Cleveland	L	81-101				
4/23/95	at Charlotte	W	97-72	3/20/07	at Charlotte	W	108-100				
12/6/95	at Charlotte	W	94-82	12/8/07	at Charlotte	W	96-93				
1/29/96	at Charlotte	W	88-86	1/11/08	at Cleveland	L	106-113**				
2/13/96	at Cleveland	L	100-110	3/16/08	at Cleveland	L	91-98				
4/6/96	at Cleveland	W	93-89	4/2/08	at Charlotte	L	114-118				
1/25/97	at Cleveland	L	73-106	10/30/08	at Cleveland	L	79-96				
3/19/97	at Charlotte	W	90-72	12/6/08	at Charlotte	L	74-94				
4/7/97	at Cleveland	W	110-105*	1/7/09	at Cleveland	L	81-111				
4/14/97	at Charlotte	W	94-82								



DALLAS MAVERICKS

2500 Victory Avenue, Dallas, TX 75219
214-665-4660



GENERAL INFORMATION

Arena: American Airlines Center (19,200)
Television: Fox Sports Southwest
Broadcasters: Mark Followill, Derek Harper,
Jeff Wade

Radio: ESPN Radio (103.3 FM)
Broadcasters: Chuck Cooperstein, Brad Davis
Colors: Blue, Black and Silver

DIRECTORY

Owner: Mark Cuban
President & CEO: Terdemua Ussery
President of Basketball Operations/GM:
Donn Nelson
Assistant General Manager: Keith Grant
Head Coach: Rick Carlisle
Assistant Coaches: Monte Mathis, Kaleb
Canales, Jamahl Mosley, Darrell Armstrong

Head Athletic Trainer: Casey Smith
Director of Basketball Communications:
Sarah Melton
Basketball Communications Manager:
Scott Tomlin
Basketball Communications Coordinator:
Alan Rakowski

2014-15 VS MAVERICKS

November 17 at Charlotte
February 22 at Dallas

HEAD-TO-HEAD RECORD

All-Time Record 14-33 (.298)
Home 9-14 (.391)
Road 5-19 (.208)

ALL-TIME GAME RESULTS

11/17/88	at Dallas	L	93-105	11/18/08	at Charlotte	L	83-100
12/16/88	at Charlotte	L	98-107	12/11/08	at Dallas	L	90-95
11/29/89	at Dallas	L	83-102	12/12/09	at Dallas	L	97-98*
12/19/89	at Charlotte	W	102-97	3/1/10	at Charlotte	L	84-89
4/19/90	at Charlotte	L	102-111	10/27/10	at Dallas	L	86-101
4/22/90	at Dallas	L	107-118	2/5/11	at Charlotte	L	92-101
1/19/91	at Dallas	L	95-110	3/15/12	at Dallas	L	96-101
2/12/91	at Charlotte	W	100-92	11/3/12	at Dallas	L	99-126
12/11/91	at Charlotte	L	103-106	11/10/12	at Charlotte	W	101-97*
3/11/92	at Dallas	W	120-105	12/3/13	at Dallas	L	82-89
11/17/92	at Charlotte	W	134-111	2/11/14	at Charlotte	W	114-89
1/11/93	at Dallas	W	132-113				
2/24/94	at Charlotte	L	110-115				
4/1/94	at Dallas	W	106-104				
12/10/94	at Dallas	L	86-99				
3/30/95	at Charlotte	L	107-125				
1/13/96	at Dallas	W	103-83				
3/7/96	at Charlotte	W	119-105				
1/2/97	at Charlotte	W	107-97				
2/25/97	at Dallas	L	84-86				
11/5/97	at Charlotte	W	110-103				
1/24/98	at Dallas	W	94-92				
11/17/99	at Charlotte	W	104-99				
2/3/00	at Dallas	L	96-106				
1/17/01	at Charlotte	L	90-91				
3/24/01	at Dallas	L	100-103				
11/6/01	at Dallas	L	92-110				
11/21/01	at Charlotte	L	78-89				
1/21/05	at Charlotte	L	99-105				
3/19/05	at Dallas	L	93-104				
11/11/05	at Charlotte	L	88-98				
3/3/06	at Dallas	L	76-90				
11/20/06	at Charlotte	L	85-93				
12/26/06	at Dallas	L	84-97				
1/23/08	at Charlotte	L	95-102				
3/12/08	at Dallas	L	93-118				

FRONT OFFICE

BALL OPS

PLAYERS

13-14 REVIEW

HISTORY

RECORDS

PLAYOFFS

NBA

MISC.



DENVER NUGGETS

1000 Chopper Circle, Denver, CO 80204
303-405-1100

2014-15 VS NUGGETS

December 22 at Charlotte
January 31 at Denver

HEAD-TO-HEAD RECORD

All-Time Record 23-25 (.479)
Home 15-9 (.625)
Road 8-16 (.333)

GENERAL INFORMATION

Arena: Pepsi Center (19,155)
Television: Altitude Sports & Entertainment
Broadcasters: Chris Marlowe, Scott Hastings

Radio: KRWZ (950 AM)
Broadcasters: Jason Kosmicki
Colors: Light Blue, Yellow Gold and Navy

DIRECTORY

Owner: E. Stanley Kroenke
President & Governor: Josh Kroenke
General Manager & Executive Vice President of Basketball Operations: Tim Connelly
Assistant General Manager: Arturas Karnisovas
Head Coach: Brian Shaw
Assistant Coaches: Lester Conner, Melvin Hunt, Patrick Mutombo, Noel Gillespie

Head Athletic Trainer: Dan Shimensky
Director of Media Relations: Tim Gelt
Media Relations Manager: Nick O'Hayre
Media Relations Coordinator: Cody Wise
Communications Specialist: Aaron Lopez

ALL-TIME GAME RESULTS

3/8/89	at Charlotte	L	99-112	1/14/08	at Charlotte	W	119-116
3/14/89	at Denver	L	102-125	2/2/08	at Denver	L	101-117
12/9/89	at Charlotte	L	93-106	11/11/08	at Charlotte	L	80-88
1/18/90	at Denver	W	110-108	1/30/09	at Denver	L	99-110
2/16/90	at Charlotte	W	113-107	12/8/09	at Charlotte	W	107-95
3/6/90	at Denver	L	96-122	1/25/10	at Denver	L	93-104
4/4/90	at Denver	W	116-112	12/7/10	at Charlotte	W	100-98
12/8/90	at Charlotte	L	119-126	3/2/11	at Denver	L	80-120
1/16/91	at Denver	L	104-111	3/30/12	at Charlotte	L	88-99
11/26/91	at Denver	L	97-103	12/22/12	at Denver	L	88-110
2/19/92	at Charlotte	W	106-104	2/23/13	at Charlotte	L	99-113
12/12/92	at Charlotte	W	109-100	1/29/14	at Denver	W	101-98
2/28/93	at Denver	L	103-110	3/10/14	at Charlotte	W	105-98
12/3/93	at Denver	L	94-102	*Overtime			
12/17/93	at Charlotte	W	99-96				
12/3/94	at Denver	L	88-99				
12/17/94	at Charlotte	W	111-92				
2/16/96	at Charlotte	W	107-100				
3/26/96	at Denver	W	119-112**				
12/11/96	at Charlotte	W	101-97				
1/13/97	at Denver	W	102-100*				
2/23/98	at Denver	W	118-98				
3/16/98	at Charlotte	W	109-87				
12/10/99	at Charlotte	W	106-99				
1/8/00	at Denver	L	92-97				
1/7/01	at Denver	L	87-94				
3/30/01	at Charlotte	L	96-103				
12/11/01	at Denver	W	99-96				
1/7/02	at Charlotte	W	94-80				
2/16/05	at Charlotte	W	94-88				
3/16/05	at Denver	L	101-120				
12/13/05	at Charlotte	L	85-101				
2/21/06	at Denver	L	84-100				
11/12/06	at Charlotte	L	101-108				
2/29/07	at Denver	W	105-101				

*Overtime



DETROIT PISTONS

6 Championship Drive, Auburn Hills, MI 48326
248-377-0100

GENERAL INFORMATION

Arena: The Palace of Auburn Hills (21,165)
Television: Fox Sports Detroit
Broadcasters: George Blaha, Greg Kelser

Radio: Detroit Sports (105.1 FM)
Broadcasters: George Blaha, Mark Champion,
Rick Mahorn
Colors: Red, White and Blue

DIRECTORY

Principal Owner: Tom Gores
**President & CEO, Palace Sports
& Entertainment/Pistons:** Dennis Mannion
**President of Basketball Operations/Head
Coach:** Stan Van Gundy
General Manager: Jeff Bower
Assistant General Managers: Ken Catanella,
Jeff Nix, Brian Wright
Assistant Coaches: Bob Beyer, Brendan Malone,
Malik Allen, Tim Hardaway, Charles Klask

**Director of Sports Medicine/Head Athletic
Trainer:** Jon Ishop
Vice President, Public Relations: Kevin Grigg
Director, Public Relations: Cletus Lewis
Public Relations Coordinator: Michelle Fikany
Public Relations Coordinator: Michael Horan



2014-15 VS PISTONS

February 10 at Charlotte
March 8 at Detroit
April 1 at Charlotte
April 12 at Detroit

HEAD-TO-HEAD RECORD

All-Time Record 42-51 (.452)
Home 23-24 (.489)
Road 19-27 (.413)

ALL-TIME GAME RESULTS

11/5/88	at Detroit	L	95-94	11/25/97	at Charlotte	W	90-85	11/11/09	at Detroit	L	75-98
11/22/88	at Charlotte	L	93-99	1/15/98	at Detroit	L	94-95*	12/22/09	at Charlotte	W	88-76
12/17/88	at Detroit	L	91-100	2/25/98	at Detroit	W	98-88	4/10/10	at Charlotte	W	99-95
3/25/89	at Charlotte	L	101-113	4/12/98	at Charlotte	W	88-86	11/5/10	at Detroit	L	90-97
3/11/90	at Charlotte	L	88-98	4/12/99	at Detroit	W	92-86	12/27/10	at Charlotte	W	105-100
3/28/90	at Detroit	L	97-106	4/14/99	at Charlotte	W	83-79	2/2/11	at Detroit	W	97-87
12/26/90	at Detroit	L	94-102	4/21/99	at Charlotte	W	88-85	4/10/11	at Charlotte	L	101-112
1/8/91	at Charlotte	L	98-101	12/26/99	at Detroit	L	96-114	1/13/12	at Charlotte	L	81-98
2/22/91	at Charlotte	W	122-114	1/27/00	at Charlotte	W	117-102	2/29/12	at Detroit	L	94-109
3/13/91	at Detroit	L	83-94	3/29/00	at Detroit	W	98-91	3/31/12	at Detroit	L	107-110*
4/2/91	at Charlotte	L	78-83	4/7/00	at Charlotte	L	82-97	4/12/12	at Charlotte	L	85-109
11/5/91	at Detroit	L	93-117	11/17/00	at Charlotte	L	89-96	1/6/13	at Detroit	W	108-101*
12/18/91	at Detroit	L	97-117	11/19/00	at Detroit	W	105-96	2/20/13	at Charlotte	L	99-105
1/28/92	at Charlotte	L	95-100*	4/7/01	at Charlotte	L	92-97	3/23/13	at Charlotte	L	91-92
3/22/92	at Charlotte	W	113-101	4/15/01	at Detroit	W	99-90	4/12/13	at Detroit	L	93-113
4/10/92	at Detroit	L	106-125	11/28/01	at Detroit	W	104-96	12/20/13	at Detroit	W	116-106
11/25/92	at Detroit	W	101-97	11/30/01	at Charlotte	L	105-110	2/18/14	at Detroit	W	108-96
12/23/92	at Charlotte	W	107-95	1/12/02	at Detroit	L	76-104	2/19/14	at Charlotte	W	116-98
2/14/93	at Charlotte	W	117-107	3/3/02	at Charlotte	L	81-83				
3/26/93	at Detroit	L	107-115	11/21/04	at Detroit	L	116-117**	*Overtime			
4/16/93	at Charlotte	W	127-93	11/23/04	at Charlotte	W	91-89				
12/21/93	at Detroit	W	108-97	4/20/05	at Charlotte	W	97-86				
12/27/93	at Charlotte	W	109-94	12/17/05	at Charlotte	L	78-103				
3/25/94	at Detroit	W	106-92	1/14/06	at Detroit	L	91-114				
4/23/94	at Charlotte	W	108-103	3/12/06	at Detroit	L	78-94				
11/12/94	at Charlotte	W	113-100	3/18/06	at Charlotte	L	103-108				
12/14/94	at Detroit	W	106-93	11/24/06	at Detroit	L	95-104				
2/8/95	at Detroit	W	106-78	12/3/06	at Charlotte	W	97-89				
2/18/95	at Charlotte	W	110-88	1/10/07	at Detroit	W	103-96				
4/14/95	at Detroit	W	94-86	1/24/07	at Charlotte	L	92-103				
11/7/95	at Charlotte	W	108-96	12/09/07	at Detroit	L	104-85				
12/30/95	at Detroit	L	100-102*	1/12/08	at Charlotte	L	103-100*				
1/11/96	at Charlotte	L	93-95	2/10/08	at Detroit	L	113-87				
4/3/96	at Detroit	L	83-98	11/3/08	at Charlotte	L	83-101				
11/23/96	at Charlotte	W	93-85	12/13/08	at Charlotte	L	86-90				
12/28/96	at Detroit	L	75-97	1/13/09	at Detroit	W	80-78				
2/14/97	at Charlotte	L	103-109	4/5/09	at Detroit	L	97-104				
4/11/97	at Detroit	W	93-85								



NBA OPPONENTS



GOLDEN STATE WARRIORS

1011 Broadway, Oakland, CA 94607
510-986-2200

2014-15 VS WARRIORS

November 15.....at Golden State
November 28.....at Charlotte

HEAD-TO-HEAD RECORD

All-Time Record.....27-21.....(.563)
Home.....17-7.....(.708)
Road.....10-14.....(.417)

GENERAL INFORMATION

Arena: Oracle Arena (19,596)
Television: Comcast SportsNet Bay Area
Broadcasters: Bob Fitzgerald, Jim Barnett

Radio: KNBR (680/1050 AM)
Broadcasters: Tim Roye, Tom Tolbert
Colors: Royal Blue and California Golden Yellow

DIRECTORY

Co-Executive Chairman & CEO: Joe Lacob
Co-Executive Chairman: Peter Guber
President & COO: Rick Welts
General Manager: Bob Myers
Head Coach: Steve Kerr
Associate Head Coach: Alvin Gentry
Assistant Coaches: Ron Adams, Luke Walton

Head Athletic Trainer: JoHan Wang
Vice President, Communications: Raymond Ridder
Senior Director, Public Relations: Dan Martinez
Manager, Public Relations: Brett Winkler
Assistant, Public Relations: Matt de Nesnera

ALL-TIME GAME RESULTS

3/19/89	at Golden State	L	117-124
3/30/89	at Charlotte	L	104-113
11/11/89	at Golden State	L	104-115
11/17/89	at Charlotte	W	99-98
3/5/90	at Golden State	L	117-138
4/8/90	at Charlotte	W	110-109
3/2/91	at Golden State	L	108-121
3/26/91	at Charlotte	W	97-94
1/20/92	at Golden State	L	119-135
2/6/92	at Charlotte	W	132-113
11/20/92	at Charlotte	W	117-110*
12/2/92	at Golden State	W	111-110
2/9/94	at Charlotte	L	116-126
3/5/94	at Golden State	L	112-129
11/22/94	at Charlotte	W	102-98
3/3/95	at Golden State	W	116-86
12/19/95	at Golden State	L	99-102
1/20/96	at Charlotte	L	102-110
1/6/97	at Golden State	W	109-101
3/22/97	at Charlotte	W	100-93*
2/18/98	at Golden State	L	77-88
3/2/98	at Charlotte	W	112-83
2/17/99	at Golden State	L	87-96
12/8/99	at Charlotte	W	113-106
3/7/00	at Golden State	W	102-99
1/29/01	at Golden State	W	93-85
2/22/01	at Charlotte	W	93-91
12/7/01	at Golden State	W	106-89
1/3/02	at Charlotte	W	114-102
11/13/04	at Charlotte	L	87-103
12/12/04	at Golden State	L	87-99
12/2/05	at Golden State	L	100-107
3/8/06	at Charlotte	W	104-101
1/27/07	at Golden State	L	105-131
2/3/07	at Charlotte	W	98-90

2/1/08	at Golden State	L	96-127
3/5/08	at Charlotte	W	118-109
12/20/08	at Charlotte	L	103-110
2/27/09	at Golden State	W	112-109
1/29/10	at Golden State	W	121-110
3/6/10	at Charlotte	W	101-90
12/31/10	at Charlotte	L	95-96
1/28/11	at Golden State	W	121-113*
1/14/12	at Charlotte	W	112-100
12/10/12	at Charlotte	L	96-104
12/21/12	at Golden State	L	100-115
12/9/13	at Charlotte	W	115-111
2/4/14	at Golden State	W	91-75

*Overtime



HOUSTON ROCKETS

1510 Polk Street, Houston, TX 77002
713-758-7200



GENERAL INFORMATION

Arena: Toyota Center (18,055)

Television: Comcast SportsNet Houston

Broadcasters: Bill Worrell, Clyde Drexler,
Matt Bullard

Radio: KBME (790 AM)

Broadcasters: Craig Ackerman, Joel Blank

Colors: Red, White and Silver

2014-15 VS ROCKETS

December 31 at Houston

April 13 at Charlotte

DIRECTORY

Owner: Leslie Alexander

CEO: Tad Brown

General Manager: Daryl Morey

Head Coach: Kevin McHale

Assistant Coaches: J.B. Bickerstaff, Chris Finch,
Greg Buckner

Vice President of Basketball Operations/

Head Athletic Trainer: Keith Jones

Director of Media & Player Relations:

Tracey Hughes

Media Relations Manager: Brian Travis

Media Relations Coordinator: Jenny Zehentner

HEAD-TO-HEAD RECORD

All-Time Record 13-36 (.265)

Home 9-16 (.360)

Road 4-20 (.167)

ALL-TIME GAME RESULTS

12/3/88	at Houston	L	104-108	11/11/07	at Charlotte	L	85-82
12/26/88	at Charlotte	L	95-97	3/14/08	at Houston	L	80-89
11/24/89	at Charlotte	L	81-85	2/22/09	at Houston	L	78-99
11/30/89	at Houston	L	101-113	3/13/09	at Charlotte	L	86-91
12/30/89	at Charlotte	W	111-92	1/12/10	at Charlotte	W	102-94
4/10/90	at Charlotte	L	112-115	4/9/10	at Houston	L	90-97
4/12/90	at Houston	L	110-117	11/26/10	at Charlotte	W	99-89
12/6/90	at Houston	L	110-116	3/16/11	at Houston	L	78-94
12/15/90	at Charlotte	L	97-100	1/10/12	at Charlotte	L	70-82
12/21/91	at Charlotte	L	95-99	3/14/12	at Houston	L	87-107
3/13/92	at Houston	L	100-118	1/21/13	at Charlotte	L	94-100
1/14/93	at Houston	L	102-114	2/2/13	at Houston	L	95-109
3/23/93	at Charlotte	L	103-111	10/30/13	at Houston	L	83-96
12/7/93	at Houston	L	102-121	3/24/14	at Charlotte	L	89-100
2/16/94	at Charlotte	W	102-97				
12/8/94	at Houston	L	95-101				
2/16/95	at Charlotte	L	89-105				
12/2/95	at Houston	L	98-113				
2/1/96	at Charlotte	L	111-116				
1/21/97	at Charlotte	W	114-108				
2/27/97	at Houston	W	106-95				
12/29/97	at Houston	W	120-101				
1/22/98	at Charlotte	W	93-86				
2/1/00	at Houston	L	83-99				
2/22/00	at Charlotte	W	102-97				
11/16/00	at Houston	L	80-84				
1/27/01	at Charlotte	L	97-110				
1/26/02	at Charlotte	L	104-111*				
2/1/02	at Houston	W	73-72				
12/18/04	at Charlotte	W	101-100*				
12/22/04	at Houston	W	90-87				
1/10/06	at Charlotte	W	111-106**				
1/25/06	at Houston	L	78-102				
12/8/06	at Charlotte	L	92-62				
2/10/07	at Houston	L	83-104				

*Overtime

FRONT OFFICE

BALL OPS

PLAYERS

13-14 REVIEW

HISTORY

RECORDS

PLAYOFFS

NBA

MISC.



NBA OPPONENTS



INDIANA PACERS

125 S. Pennsylvania Street, Indianapolis, IN 46204
317-917-2500

2014-15 VS PACERS

November 19at Indiana
January 17at Charlotte
February 8at Charlotte
April 3at Indiana

HEAD-TO-HEAD RECORD

All-Time Record35-57 (.380)
Home25-20 (.556)
Road10-37 (.213)

GENERAL INFORMATION

Arena: Bankers Life Fieldhouse (18,165)
Television: Fox Sports Indiana
Broadcasters: Quinn Buckner, Chris Denari

Radio: 1070 The Fan
Broadcasters: Mark Boyle, Bob Leonard
Colors: Yellow, Blue and Gray

DIRECTORY

Owner, Chairman & CEO: Herbert Simon
President, Pacers Sports & Entertainment: Jim Morris
President of Basketball Operations: Larry Bird
Executive Vice President of Basketball Operations/General Manager: Kevin Pritchard
Head Coach: Frank Vogel
Associate Head Coach: Nate McMillan
Assistant Coaches: Dan Burke, Popeye Jones

Head Athletic Trainer/Team Administrator: Josh Corbeil
Director/Indiana Pacers Media Relations: David Benner
Senior Public Information Manager: Krissy Myers
Media Relations Assistant: Wes Kaminski

ALL-TIME GAME RESULTS

12/13/88	at Indiana	L	104-115	11/8/97	at Charlotte	W	89-82	11/22/09	at Charlotte	W	104-88
12/14/88	at Charlotte	W	115-106	11/22/97	at Indiana	W	95-94	12/16/09	at Indiana	L	98-101
2/18/89	at Charlotte	W	119-114	3/27/98	at Indiana	L	96-133	3/16/10	at Indiana	L	94-99
4/15/89	at Indiana	L	105-115	4/3/98	at Charlotte	W	96-89	10/29/10	at Charlotte	L	101-104
1/6/90	at Charlotte	W	117-111	4/2/99	at Charlotte	L	81-87	12/10/10	at Indiana	L	92-100
2/13/90	at Indiana	L	105-128	4/10/99	at Indiana	W	92-90	2/9/11	at Indiana	L	103-104
12/21/90	at Indiana	L	114-137	4/29/99	at Indiana	L	110-115*	3/23/11	at Charlotte	L	88-111
1/30/91	at Indiana	L	105-123	11/4/99	at Charlotte	W	98-89	1/7/12	at Indiana	L	77-99
2/19/91	at Charlotte	L	102-115	12/30/99	at Indiana	L	99-109	1/19/12	at Indiana	L	73-108
3/5/91	at Indiana	L	101-112	3/18/00	at Indiana	L	99-113	2/22/12	at Charlotte	L	88-102
4/14/92	at Charlotte	L	96-123	4/9/00	at Charlotte	W	96-80	11/2/12	at Charlotte	W	90-89
11/22/91	at Charlotte	W	112-110	12/6/00	at Charlotte	W	91-88	1/12/13	at Indiana	L	88-96
1/25/92	at Charlotte	W	107-105	12/9/00	at Indiana	L	96-99*	1/15/13	at Charlotte	L	76-103
2/17/92	at Indiana	L	117-128	2/13/01	at Indiana	W	77-66	2/13/13	at Indiana	L	77-101
2/29/92	at Charlotte	W	121-119	2/26/01	at Charlotte	W	82-72	11/27/13	at Charlotte	L	74-99
4/14/92	at Indiana	L	96-123	1/25/02	at Indiana	L	81-90	12/13/13	at Indiana	L	94-99
11/13/92	at Indiana	L	109-110	2/15/02	at Charlotte	W	116-106	3/5/14	at Charlotte	W	109-87
11/28/92	at Charlotte	L	122-134	3/20/02	at Charlotte	W	94-88				
1/24/93	at Charlotte	L	105-112	3/24/02	at Indiana	W	99-84				
2/26/93	at Indiana	L	105-137	11/26/04	at Indiana	L	77-82				
3/19/93	at Indiana	L	108-112	12/29/04	at Charlotte	L	71-74				
11/16/93	at Indiana	W	102-93	2/9/05	at Indiana	L	87-94				
2/2/94	at Charlotte	L	112-124	11/16/05	at Charlotte	W	122-90				
2/5/94	at Indiana	L	102-111	11/18/05	at Indiana	L	85-93				
4/6/94	at Charlotte	W	129-90	1/18/06	at Indiana	L	92-98				
11/19/94	at Charlotte	L	89-102	4/15/06	at Charlotte	W	92-91				
12/16/94	at Indiana	L	91-93	11/1/06	at Charlotte	L	99-106				
12/20/94	at Charlotte	W	99-95	12/30/06	at Indiana	W	113-102				
2/7/95	at Charlotte	L	92-95*	4/6/07	at Charlotte	L	102-112				
4/9/95	at Indiana	L	68-97	11/9/07	at Charlotte	W	96-87				
2/24/96	at Charlotte	L	90-104	12/31/07	at Charlotte	W	107-103*				
3/3/96	at Indiana	L	100-103	3/19/08	at Indiana	L	95-102				
3/19/96	at Charlotte	W	102-94	4/12/08	at Indiana	W	107-103				
4/15/96	at Indiana	L	87-90	11/28/08	at Indiana	W	115-108*				
11/21/96	at Indiana	W	90-87	1/25/09	at Indiana	L	93-98				
1/28/97	at Indiana	W	98-97	2/18/09	at Charlotte	W	103-94				
1/29/97	at Charlotte	L	95-106	3/21/09	at Charlotte	L	83-108				
3/28/97	at Charlotte	L	115-116								

*Overtime



LOS ANGELES CLIPPERS

6951 S. Centinela Ave. Playa Vista, CA 90094
310-862-6000



GENERAL INFORMATION

Arena: STAPLES Center (19,060)
Television: Prime Ticket
Broadcasters: Ralph Lawler, Michael Smith

Radio: KFWB (980 AM)
Broadcasters: Brian Sieman, Ralph Lawler, Michael Smith
Colors: Red, White and Blue

DIRECTORY

Owner: Steve Ballmer
President, Basketball Operations & Head Coach: Glenn "Doc" Rivers
Vice President, Basketball Operations: Kevin Eastman
General Manager: Dave Wohl
Assistant Coaches: Mike Woodson, Sam Cassell, Armond Hill, Brendan O'Connor

Head Athletic Trainer: Jasen Powell
Vice President, Communications: Seth Burton
Director, Communications: Dennis Rogers
Assistant Directors, Communications: Ta'Nisha Cooper, Steven Esparza
Communications Assistant: Aubrey Freckman

2014-15 VS CLIPPERS

November 24 at Charlotte
March 17 at Los Angeles

HEAD-TO-HEAD RECORD

All-Time Record 24-23 (.511)
Home 15-9 (.625)
Road 9-14 (.391)

ALL-TIME GAME RESULTS

11/8/88	at Charlotte	W	117-105	2/9/09	at Charlotte	W	94-73
3/17/89	at Los Angeles	W	108-105	2/28/09	at Los Angeles	W	100-95
1/9/90	at Charlotte	L	98-108	2/22/10	at Los Angeles	L	94-98
1/16/90	at Los Angeles	L	98-106	3/12/10	at Charlotte	W	106-98
3/1/90	at Charlotte	W	118-109*	1/29/11	at Los Angeles	L	88-103
3/18/90	at Los Angeles	W	108-97	3/7/11	at Charlotte	L	87-92
1/5/91	at Charlotte	W	111-103	2/11/12	at Charlotte	L	86-111
3/22/91	at Los Angeles	L	100-106	12/12/12	at Charlotte	L	94-100
11/30/91	at Los Angeles	L	112-130	2/26/13	at Los Angeles	L	84-106
12/2/92	at Charlotte	L	102-109*	1/1/14	at Los Angeles	L	85-112
12/5/92	at Los Angeles	L	109-119	1/22/14	at Charlotte	W	95-91
1/8/93	at Charlotte	W	115-101				
3/2/94	at Los Angeles	L	109-118				
3/26/94	at Charlotte	W	121-109				
11/17/94	at Charlotte	W	99-83				
12/5/94	at Los Angeles	W	115-83				
12/16/95	at Los Angeles	W	109-99				
12/27/95	at Charlotte	L	107-116				
12/3/96	at Los Angeles	L	89-96				
2/21/97	at Charlotte	W	114-96				
11/15/97	at Charlotte	W	130-96				
2/21/98	at Los Angeles	W	111-98				
2/18/00	at Charlotte	W	115-87				
3/10/00	at Los Angeles	W	118-101				
12/8/00	at Charlotte	W	92-87				
1/5/01	at Los Angeles	W	86-73				
12/9/01	at Los Angeles	L	78-89				
1/11/02	at Charlotte	W	92-91*				
12/6/04	at Los Angeles	L	93-99**				
4/5/05	at Charlotte	L	102-104				
12/23/05	at Charlotte	L	88-97				
2/27/06	at Los Angeles	L	87-95				
2/26/07	at Los Angeles	L	93-100				
3/16/07	at Charlotte	L	93-102				
12/12/07	at Charlotte	W	108-103				
1/28/08	at Los Angeles	W	107-100				

*Overtime

FRONT OFFICE

BALL OPS

PLAYERS

13-14 REVIEW

HISTORY

RECORDS

PLAYOFFS

NBA

MISC.



LOS ANGELES LAKERS

555 N. Nash Street, El Segundo, CA 90245
310-426-6000

2014-15 VS LAKERS

November 9 at Los Angeles
March 3 at Charlotte

HEAD-TO-HEAD RECORD

All-Time Record 17-31 (.354)
Home 9-14 (.391)
Road 8-17 (.320)

GENERAL INFORMATION

Arena: STAPLES Center (18,997)
Television: Time Warner Cable SportsNet
Broadcasters: Bill Macdonald, Stu Lantz

Radio: ESPNLA (710 AM)
Broadcasters: John Ireland, Mychal Thompson
Colors: Purple and Gold

DIRECTORY

President/Governor: Jeanie Buss
Executive Vice President, Basketball Operations/Alternate Governor: Jim Buss
General Manager: Mitch Kupchak
Head Coach: Byron Scott
Assistant Coaches: Paul Pressey, Jim Eyen, Mark Madsen

Head Athletic Trainer: Gary Vitti
Vice President, Public Relations: John Black
Senior Manager, Public Relations: Alison Bogli
Manager, Public Relations: Calder Hynes
Coordinator, Public Relations: Daniel Ramirez
Assistant, Public Relations: Matt Fleer

ALL-TIME GAME RESULTS

1/27/89	at Los Angeles	L	97-114	2/11/08	at Charlotte	L	97-106
3/10/89	at Charlotte	L	90-123	3/26/08	at Los Angeles	W	108-95
11/10/89	at Los Angeles	L	100-106	1/27/09	at Los Angeles	W	117-110**
12/12/89	at Charlotte	L	89-103	3/31/09	at Charlotte	W	94-84
3/12/90	at Charlotte	L	102-107	2/3/10	Los Angeles	L	97-99
3/20/90	at Los Angeles	L	97-109	3/5/10	at Charlotte	W	98-93
1/15/91	at Los Angeles	L	103-128	2/14/11	at Charlotte	W	109-89
1/24/91	at Charlotte	L	93-113	3/4/11	at Los Angeles	L	84-92
12/4/91	at Charlotte	W	124-106	1/31/12	at Los Angeles	L	73-106
1/15/92	at Los Angeles	L	93-95	12/18/12	at Los Angeles	L	100-101
1/29/93	at Charlotte	L	108-123	2/8/13	at Charlotte	L	93-100
3/7/93	at Los Angeles	W	105-101	12/14/13	at Charlotte	L	85-88
11/24/93	at Charlotte	W	141-124	1/31/14	at Los Angeles	W	110-100
1/14/94	at Los Angeles	W	130-122				
1/23/95	at Charlotte	L	102-108				
2/24/95	at Los Angeles	L	93-95*				
3/24/96	at Los Angeles	W	103-94				
4/2/96	at Charlotte	W	102-97				
11/6/96	at Charlotte	W	88-78				
1/8/97	at Los Angeles	L	97-101				
12/20/97	at Charlotte	L	100-109				
1/11/98	at Los Angeles	W	98-93				
2/16/99	at Los Angeles	L	88-116				
1/7/00	at Los Angeles	L	83-87				
2/16/00	at Charlotte	L	85-92				
2/2/01	at Los Angeles	L	87-93				
2/16/01	at Charlotte	L	94-99				
2/22/02	at Charlotte	L	94-96				
3/12/02	at Los Angeles	L	66-107				
1/30/05	at Los Angeles	L	90-101				
3/12/05	at Charlotte	L	116-117				
12/4/05	at Los Angeles	L	98-99				
2/3/06	at Charlotte	W	112-102				
12/29/06	at Charlotte	W	133-124***				
1/26/07	at Los Angeles	W	106-97*				

*Overtime



MEMPHIS GRIZZLIES

191 Beale St., Memphis, TN 38103
901-205-1234



GENERAL INFORMATION

Arena: FedExForum (18,119)
Television: SportSouth
Broadcasters: Pete Pranica, Sean Tuohy, Brevin Knight, Rob Fischer

Radio: WMFS (ESPN 92.9 FM/680 AM)
Broadcasters: Eric Hasseltine, Hank McDowell, Elliot Perry
Colors: Navy Blue, Smoke Blue and Yellow

2014-15 VS GRIZZLIES

November 1 at Charlotte
December 12 at Memphis

DIRECTORY

Controlling Owner: Robert J. Pera
General Manager: Chris Wallace
Vice President of Basketball Operations: John Hollinger
Head Coach: David Joergel
Assistant Coaches: Elston Turner, Jeff Bzdelik, Bob Thornton, Shawn Respert, Duane Ticknor

Head Athletic Trainer and Vice President of Player Care: Drew Graham
Director, Communications and Publications: Jason Wallace
Senior Coordinator, Communications and Publications: Ross Wooden
Coordinator, Communications and Publications: Kerri Harper

HEAD-TO-HEAD RECORD

All-Time Record 17-14 (.548)
Home 10-6 (.625)
Road 7-8 (.467)

ALL-TIME GAME RESULTS

11/24/95	at Charlotte	W	116-104
3/31/96	at Vancouver	W	121-88
12/9/96	at Vancouver	W	107-91
3/11/97	at Charlotte	W	98-92
1/9/98	at Vancouver	W	98-90
2/5/98	at Charlotte	W	108-93
11/24/99	at Charlotte	W	89-73
12/3/99	at Vancouver	W	113-94
1/3/01	at Vancouver	L	89-99
3/14/01	at Charlotte	W	100-95
2/3/02	at Memphis	W	97-79
2/17/02	at Charlotte	L	78-92
1/14/05	at Charlotte	L	89-109
4/10/05	at Memphis	L	95-102
3/26/06	at Memphis	L	95-102
4/12/06	at Charlotte	L	88-96
11/3/06	at Memphis	L	83-96
3/10/07	at Charlotte	L	107-115
1/19/08	at Charlotte	W	105-87
3/17/08	at Memphis	L	90-98
12/19/08	at Memphis	W	112-83
1/21/09	at Charlotte	W	101-86
1/9/10	at Charlotte	W	89-87
2/26/10	at Memphis	W	93-89
12/15/10	at Memphis	L	80-113
1/10/11	at Charlotte	W	96-82
4/20/12	at Charlotte	L	80-85
11/17/12	at Charlotte	L	87-94
4/9/13	at Memphis	L	75-94
2/22/14	at Charlotte	W	92-89
3/8/14	at Memphis	L	89-111

*Overtime

FRONT OFFICE

BALL OPS

PLAYERS

13-14 REVIEW

HISTORY

RECORDS

PLAYOFFS

NBA

MISC.



NBA OPPONENTS



MIAMI HEAT

601 Biscayne Boulevard, Miami, FL 33132
786-777-HEAT

2014-15 VS HEAT

November 5	at Charlotte
November 23	at Miami
January 21	at Charlotte
April 7	at Miami

HEAD-TO-HEAD RECORD

All-Time Record	35-53	(.398)
Home	22-22	(.500)
Road	13-31	(.295)

GENERAL INFORMATION

Arena: AmericanAirlines Arena (19,600)
Television: Sun Sports
Broadcasters: Eric Reid, Tony Fiorentino, Jason Jackson

Radio: The Ticket (104.3 FM)
Broadcasters: Mike Inglis, John Crotty
Colors: Red, Yellow, Black and White

DIRECTORY

Managing General Partner: Micky Arison
Chief Executive Officer: Nick Arison
President: Pat Riley
Senior Vice President, Basketball Operations/General Manager: Andy Elisburg
Head Coach: Erik Spoelstra
Assistant Coaches: Juwan Howard, Keith Smart, Dan Craig, Chris Quinn

Head Athletic Trainer: Jay Sabol
Vice President of Sports Media Relations: Tim Donovan
Director of Sports Media Relations: Rob Wilson
Assistant Director of Sports Media Relations: Michael Lissack
Sports Media Relations Manager: Nick Maiorana

ALL-TIME GAME RESULTS

12/29/88	at Charlotte	W	99-84	2/20/00	at Charlotte	L	80-85	12/28/11	at Charlotte	L	95-96
2/17/89	at Miami	L	102-103	4/6/00	at Miami	L	70-76	1/1/12	at Miami	L	90-129
11/21/89	at Charlotte	L	87-98	4/19/00	at Charlotte	W	83-73	4/13/12	at Miami	L	82-105
4/18/90	at Miami	W	98-91	11/3/00	at Charlotte	W	83-79	12/26/12	at Charlotte	L	92-105
11/23/90	at Charlotte	L	100-116	11/14/00	at Miami	L	86-89*	2/4/13	at Miami	L	94-99
11/24/90	at Miami	W	125-112	12/20/00	at Charlotte	W	65-56	3/24/13	at Miami	L	77-109
2/16/91	at Miami	L	82-94	4/6/01	at Miami	L	76-81	4/5/13	at Charlotte	L	79-89
4/16/91	at Charlotte	W	92-87	11/16/01	at Miami	W	96-87	11/16/13	at Charlotte	L	81-97
11/15/91	at Miami	L	105-120	4/3/02	at Charlotte	W	97-90	12/1/13	at Miami	L	98-99
12/13/91	at Charlotte	L	108-112	4/16/02	at Miami	W	88-81	1/18/14	at Charlotte	L	96-104*
2/2/92	at Miami	L	100-118	1/1/05	at Miami	L	90-113	3/3/14	at Miami	L	107-124
2/16/92	at Charlotte	W	126-109	2/11/05	at Charlotte	L	87-97	*Overtime			
11/14/92	at Charlotte	L	95-104	3/26/05	at Charlotte	W	94-92				
11/21/92	at Miami	W	123-111	4/19/05	at Miami	L	80-99				
2/12/93	at Miami	W	116-107	11/12/05	at Miami	L	99-108				
3/30/93	at Charlotte	L	89-116	1/27/06	at Charlotte	L	85-91				
11/27/93	at Miami	L	100-114	3/6/06	at Charlotte	L	105-106*				
1/25/94	at Miami	L	98-119	3/24/06	at Miami	L	93-114				
2/4/94	at Charlotte	L	118-124	11/25/06	at Charlotte	L	93-102				
4/11/94	at Charlotte	W	99-97	2/5/07	at Miami	L	93-113				
11/30/94	at Charlotte	W	105-87	4/8/07	at Miami	W	111-103*				
12/23/94	at Miami	L	93-116	4/10/07	at Charlotte	W	92-82				
3/11/95	at Charlotte	W	104-95	11/4/07	at Miami	W	90-88				
4/2/95	at Miami	W	105-92	11/13/07	at Charlotte	W	91-76				
12/1/95	at Miami	L	101-108*	11/27/07	at Miami	L	90-110				
12/23/95	at Charlotte	W	87-75	3/22/08	at Charlotte	W	94-82				
1/19/96	at Miami	W	114-106	11/1/08	at Charlotte	W	100-87				
4/10/96	at Charlotte	L	95-116	12/8/08	at Miami	L	96-100				
11/12/96	at Miami	L	97-105	2/8/09	at Miami	L	92-96				
12/27/96	at Charlotte	L	86-101	4/3/09	at Charlotte	L	92-97				
3/9/97	at Charlotte	W	82-76	1/2/10	at Miami	W	107-97				
11/3/97	at Miami	W	112-99	1/20/10	at Charlotte	W	104-65				
11/21/97	at Charlotte	W	119-102	3/9/10	at Charlotte	W	83-78				
1/2/98	at Charlotte	W	99-88	3/20/10	at Miami	L	71-77				
4/4/98	at Miami	L	88-101	11/19/10	at Miami	L	87-95				
2/8/99	at Charlotte	W	94-91	1/3/11	at Charlotte	L	82-96				
2/24/99	at Charlotte	L	83-91	2/4/11	at Charlotte	L	97-10				
5/2/99	at Miami	L	93-100	4/8/11	at Miami	L	103-112				
12/18/99	at Miami	W	106-89								



MILWAUKEE BUCKS

1001 N. Fourth Street, Milwaukee, WI 53203
414-227-0500



GENERAL INFORMATION

Arena: BMO Harris Bradley Center (18,717)
Television: Fox Sports Wisconsin
Broadcasters: Jim Paschke, Jon McGlocklin,
Sidney Moncrief

Radio: WTMJ (620 AM)
Broadcasters: Ted Davis, Dennis Krause
Colors: Forest Green, Red and Silver

DIRECTORY

Owners: Wes Edens and Marc Lasry
General Manager: John Hammond
Assistant General Manager: David Morway
Head Coach: Jason Kidd
Assistant Coaches: Joe Prunty, Eric Hughes,
Greg Foster, Sean Sweeney, Josh Oppenheimer

Head Athletic Trainer: Scott Barthlama
Vice President of Public Relations: Dan Smyczek
Public Relations Manager: Mark Rosenberg
Public Relations Coordinator: Kristen Deahl

2014-15 VS BUCKS

October 29 at Charlotte
December 23 at Milwaukee
December 29 at Charlotte

HEAD-TO-HEAD RECORD

All-Time Record 46-48 (.489)
Home 27-20 (.574)
Road: 19-28 (.404)

ALL-TIME GAME RESULTS

12/20/88	at Milwaukee	L	115-125	12/4/97	at Milwaukee	L	92-102	11/20/09	at Milwaukee	L	88-95
12/21/88	at Charlotte	L	100-112	12/17/97	at Charlotte	W	99-90	12/28/09	at Charlotte	W	94-84
1/18/89	at Milwaukee	L	106-118	3/26/98	at Charlotte	W	94-80	2/20/10	at Milwaukee	L	88-93
4/21/89	at Charlotte	L	110-107	4/14/98	at Milwaukee	W	104-82	4/2/10	at Charlotte	W	87-86*
1/8/90	at Milwaukee	L	113-126	2/6/99	at Charlotte	L	107-113*	10/30/10	at Milwaukee	L	88-98
2/23/90	at Charlotte	L	100-104	3/21/99	at Milwaukee	W	94-87	11/27/10	at Milwaukee	L	101-104
11/28/90	at Charlotte	W	118-111*	3/31/99	at Charlotte	L	94-102	3/28/11	at Charlotte	W	87-86
1/2/91	at Charlotte	L	91-106	4/16/99	at Milwaukee	W	95-94	12/26/11	at Charlotte	W	96-95
2/3/91	at Milwaukee	L	111-120	11/10/99	at Charlotte	W	117-111	3/23/12	at Charlotte	L	92-112
2/15/91	at Charlotte	L	103-106*	12/29/99	at Charlotte	W	109-105	4/6/12	at Milwaukee	L	90-95
3/9/91	at Milwaukee	W	107-98	1/10/00	at Milwaukee	L	87-137	11/19/12	at Charlotte	W	102-98
11/8/91	at Charlotte	L	122-125*	4/14/00	at Milwaukee	W	109-106*	12/7/12	at Milwaukee	L	93-108
11/19/91	at Milwaukee	L	104-127	11/24/00	at Milwaukee	W	106-90	4/1/13	at Milwaukee	L	102-131
2/13/92	at Milwaukee	L	118-127	1/19/01	at Charlotte	L	98-105	4/13/13	at Charlotte	W	95-85
2/25/92	at Charlotte	W	94-82	2/17/01	at Milwaukee	W	103-93	11/23/13	at Milwaukee	W	96-72
3/4/92	at Milwaukee	W	119-110	3/10/01	at Charlotte	W	100-90	11/29/13	at Charlotte	W	96-72
2/5/93	at Charlotte	W	118-111	12/28/01	at Charlotte	L	89-105	12/23/13	at Charlotte	W	111-110*
2/15/93	at Milwaukee	L	122-128	2/18/02	at Milwaukee	W	101-92	3/16/14	at Milwaukee	W	101-92
4/21/93	at Charlotte	W	119-111	3/18/02	at Charlotte	W	113-110				
4/24/93	at Milwaukee	W	108-106	4/14/02	at Milwaukee	L	91-98				
11/6/93	at Milwaukee	W	120-103	11/10/04	at Milwaukee	L	100-102				
11/26/93	at Charlotte	W	110-99	1/17/05	at Charlotte	L	92-99				
1/21/94	at Milwaukee	L	110-113	2/22/05	at Charlotte	L	102-112				
1/22/94	at Charlotte	W	91-80	4/8/05	at Milwaukee	L	75-93				
2/18/94	at Charlotte	L	99-106	1/13/06	at Charlotte	L	102-103				
11/11/94	at Milwaukee	W	123-115	1/21/06	at Milwaukee	L	91-101				
12/13/94	at Charlotte	W	107-101	2/11/06	at Milwaukee	L	93-99				
12/30/94	at Milwaukee	W	101-94	1/15/07	at Charlotte	L	91-99				
2/3/95	at Charlotte	W	117-98	3/17/07	at Milwaukee	L	91-97				
3/14/95	at Milwaukee	L	86-99	3/30/07	at Charlotte	W	97-91				
11/28/95	at Milwaukee	W	106-98	4/14/07	at Milwaukee	W	113-92				
2/18/96	at Charlotte	W	122-99	11/2/07	at Charlotte	W	102-99				
2/27/96	at Milwaukee	W	88-84	12/22/07	at Milwaukee	L	99-103				
4/18/96	at Charlotte	L	103-111	1/6/08	at Charlotte	L	89-93				
11/9/96	at Charlotte	L	98-100	11/22/08	at Charlotte	L	74-97				
11/30/96	at Milwaukee	W	94-87	12/5/08	at Milwaukee	L	96-101				
1/31/97	at Charlotte	W	102-95	1/2/09	at Milwaukee	L	75-103				
4/20/97	at Milwaukee	L	100-120	1/3/09	at Charlotte	W	102-92				

*Overtime



NBA OPPONENTS



MINNESOTA TIMBERWOLVES

600 First Avenue North, Minneapolis, MN 55403
612-673-1600

2014-15 VS TIMBERWOLVES

January 19..... at Charlotte
March 22..... at Minnesota

GENERAL INFORMATION

Arena: Target Center (19,356)
Television: Fox Sports North
Broadcasters: Dave Benz, Jim Petersen
Radio: WCCO (830 AM)
Broadcasters: Alan Horton
Colors: Blue, Green, Silver, Yellow, Red and Black

HEAD-TO-HEAD RECORD

All-Time Record.....29-17..... (.644)
Home.....19-4..... (.826)
Road.....10-13..... (.435)

DIRECTORY

Owner: Glen Taylor
CEO: Rob Moor
President: Chris Wright
President of Basketball Operations:
Head Coach: Flip Saunders
Assistant Coaches: Sam Mitchell, Sid Lowe, Ryan Saunders, David Adelman
Director of Medical Operations/
Head Athletic Trainer: Gregg Farnam
Vice President of Communications: Brad Ruiter
Public Relations Manager: Aaron Seehusen
Communications Manager: Dan Bell
Public Relations Coordinator: Alex King

ALL-TIME GAME RESULTS

11/25/89	at Charlotte	W	81-73	2/10/10	at Minnesota	W	93-92
1/4/90	at Minnesota	L	98-100	3/24/10	at Charlotte	W	108-95
2/14/90	at Minnesota	L	86-95	11/15/10	at Charlotte	W	113-110
4/6/90	at Charlotte	W	108-93	1/5/11	at Minnesota	W	108-105*
11/9/90	at Minnesota	L	77-106	2/15/12	at Minnesota	L	90-102
4/12/91	at Charlotte	W	111-110**	3/28/12	at Charlotte	L	83-88
3/10/92	at Charlotte	W	105-96	11/14/12	at Minnesota	W	89-87
4/19/92	at Minnesota	L	107-130	1/26/13	at Charlotte	W	102-101
3/18/93	at Charlotte	W	113-85	1/10/14	at Minnesota	L	92-119
3/11/94	at Minnesota	W	99-95	3/14/14	at Charlotte	W	105-93
12/14/93	at Charlotte	W	101-85				
3/11/94	at Minnesota	W	97-91				
1/11/95	at Charlotte	W	100-91				
1/22/95	at Minnesota	L	83-100				
12/9/95	at Charlotte	W	114-108				
3/1/96	at Minnesota	L	101-105				
2/4/97	at Charlotte	W	115-101				
3/2/97	at Minnesota	W	108-96				
11/1/97	at Minnesota	L	90-106				
3/4/98	at Charlotte	W	112-102				
12/15/99	at Charlotte	W	103-98				
2/29/00	at Minnesota	W	92-87				
12/22/00	at Minnesota	W	83-74				
3/6/01	at Charlotte	L	89-95				
12/21/01	at Minnesota	L	89-94				
2/25/02	at Charlotte	L	92-97				
1/5/05	at Charlotte	W	102-84				
3/8/05	at Minnesota	L	97-102				
11/19/05	at Minnesota	L	89-102				
4/4/06	at Charlotte	W	97-92				
1/1/07	at Charlotte	L	96-102				
2/21/07	at Minnesota	W	100-95				
3/4/08	at Minnesota	W	109-89				
4/8/08	at Charlotte	W	121-119				
12/1/08	at Charlotte	W	100-90				
3/14/09	at Minnesota	L	100-108				

*Overtime



NEW ORLEANS PELICANS

5800 Airline Drive, Metairie, LA 70003
504-593-4700



GENERAL INFORMATION

Arena: Smoothie King Center (16,867)

Television: Fox Sports New Orleans

Broadcasters: Joel Meyers, David Wesley,
Jen Hale

Radio: WWL (105.3 FM)

Broadcasters: Sean Kelley, John DeShazier

Colors: Blue, Gold and Red

2014-15 VS PELICANS

November 4 at New Orleans

January 7 at Charlotte

DIRECTORY

Owner/Chairman of the Board: Tom Benson

Owner/Vice Chairman of the Board: Rita
Benson LeBlanc

President: Dennis Lauscha

Executive Vice President: Mickey Loomis

General Manager: Dell Demps

Head Coach: Monty Williams

Assistant Coaches: Randy Ayers, Dave Hanners,
Bryan Gates, Fred Vinson, Kevin Hanson

Head Athletic Trainer: Duane Brooks

Senior Vice President of Communications/

Broadcasting: Greg Bense

Director of Basketball Communications:

Matt Ryan

HEAD-TO-HEAD RECORD

All-Time Record 6-14 (.300)

Home: 4-6 (.300)

Road: 2-8 (.200)

ALL-TIME GAME RESULTS

12/14/04	at Charlotte	W	94-93*
3/2/05	at New Orleans	L	85-94
1/2/06	at NO/OKC	L	86-103
1/16/06	at Charlotte	L	92-10
11/14/06	at NO/OKC	L	85-94
2/20/07	at Charlotte	W	104-100
12/28/07	at Charlotte	L	85-99
1/18/08	at New Orleans	L	84-112
11/7/08	at Charlotte	W	92-89
12/10/08	at New Orleans	L	89-105
2/6/10	at Charlotte	L	99-104
4/7/10	at New Orleans	W	104-103
12/1/10	at New Orleans	L	73-89
1/15/11	at Charlotte	L	81-88
3/12/12	at New Orleans	W	73-71
4/16/12	at Charlotte	L	67-75
11/9/12	at New Orleans	L	99-107
12/29/12	at Charlotte	L	95-98
11/2/13	at New Orleans	L	84-105
2/21/14	at Charlotte	W	90-87

*Overtime

FRONT OFFICE

BALL OPS

PLAYERS

13-14 REVIEW

HISTORY

RECORDS

PLAYOFFS

NBA

MISC.



NBA OPPONENTS



NEW YORK KNICKS

2 Pennsylvania Plaza, New York, NY 10121
212-465-6471

2014-15 VS KNICKS

November 2at New York
December 5at Charlotte
January 10at New York
January 24at Charlotte

HEAD-TO-HEAD RECORD

All-Time Record38-52(.422)
Home25-21(.543)
Road13-31(.295)

GENERAL INFORMATION

Arena: Madison Square Garden (19,812)
Television: MSG
Broadcasters: Mike Breen, Walt Frazier,
Tina Cervasio

Radio: ESPN New York (98.7 FM)
Broadcasters: Mike Crispino, Brendan Brown
Colors: Blue, Orange, Silver and Black

DIRECTORY

Executive Chairman: James Dolan
President: Phil Jackson
General Manager: Steve Mills
Head Coach: Derek Fisher
Assistant Coaches: Jim Clemons, Rasheed
Hazard, Brian Keefe, Joshua Longstaff

Head Athletic Trainer: Roger Hinds
Vice President, Public Relations:
Jonathan Supranowitz
Director, Media Relations: Gregg Schwartz
Manager, Media Relations: Derek Lapinski

ALL-TIME GAME RESULTS

12/30/88	at Charlotte	W	122-111	3/14/99	at New York	L	86-94	11/23/10	at New York	L	107-110
1/12/89	at New York	L	89-106	4/7/99	at Charlotte	W	106-82	11/24/10	at Charlotte	L	95-99
2/14/89	at Charlotte	L	117-129	4/23/99	at New York	L	105-110	3/26/11	at Charlotte	W	114-106
2/23/89	at New York	L	114-139	4/26/99	at Charlotte	L	84-91	1/4/12	at New York	W	118-110
3/27/89	at Charlotte	L	105-121	12/20/99	at New York	L	109-112*	1/9/12	at New York	L	87-91
4/12/89	at New York	W	104-99	1/15/00	at New York	L	79-91	1/24/12	at Charlotte	L	78-111
11/27/89	at New York	L	108-119	2/7/00	at Charlotte	W	95-85	4/26/12	at Charlotte	L	84-104
3/23/90	at Charlotte	W	106-93	3/17/00	at Charlotte	L	99-118	12/5/12	at Charlotte	L	98-100
11/2/90	at Charlotte	L	130-134*	11/11/00	at New York	L	67-81	3/29/13	at New York	L	102-111
12/1/90	at New York	L	96-113	1/24/01	at Charlotte	W	81-67	4/15/13	at Charlotte	W	106-95
3/19/91	at Charlotte	L	79-97	4/9/01	at New York	L	98-113	11/5/13	at New York	W	102-97
4/20/91	at New York	L	102-108	11/27/01	at Charlotte	W	97-93	11/8/13	at Charlotte	L	91-101
11/9/91	at New York	L	113-118	12/18/01	at Charlotte	L	95-100	1/14/14	at Charlotte	W	108-98
12/2/91	at Charlotte	L	97-99	1/21/02	at New York	W	111-68	1/24/14	at New York	L	96-125
3/7/92	at New York	L	78-107	4/2/02	at New York	L	85-91	*Overtime			
4/2/92	at Charlotte	L	96-117	12/4/04	at Charlotte	W	107-101				
12/10/92	at New York	W	110-103*	12/26/04	at New York	L	82-91				
1/20/93	at New York	L	91-114	2/13/05	at New York	L	99-102				
2/17/93	at Charlotte	L	116-124	4/16/05	at Charlotte	L	98-100				
4/14/93	at Charlotte	L	107-111	11/23/05	at Charlotte	W	108-95				
1/2/94	at New York	W	124-123*	3/11/06	at Charlotte	W	116-109				
1/8/94	at Charlotte	W	102-99	4/17/06	at New York	W	98-91				
3/29/94	at New York	L	95-106	12/20/06	at New York	L	109-111**				
4/17/94	at Charlotte	W	107-91	1/12/07	at New York	W	126-110				
11/26/94	at New York	W	105-95	1/31/07	at Charlotte	W	104-87				
1/27/95	at Charlotte	W	105-90	4/18/07	at Charlotte	L	93-94				
3/21/95	at New York	W	78-69	12/21/07	at Charlotte	W	105-95				
4/20/95	at Charlotte	L	86-91	2/27/08	at New York	L	89-113				
11/29/95	at Charlotte	W	115-105	4/9/08	at New York	L	107-109				
2/14/96	at Charlotte	W	120-100	11/5/08	at New York	L	98-101				
4/19/96	at New York	W	115-108	12/30/08	at Charlotte	L	89-93				
11/3/96	at New York	L	86-113	3/7/09	at New York	W	114-105				
11/20/96	at Charlotte	W	93-86	3/28/09	at Charlotte	W	96-85				
2/24/97	at Charlotte	W	113-104*	10/30/09	at Charlotte	W	102-100**				
1/2/97	at New York	W	99-93	12/15/09	at Charlotte	W	94-87				
10/31/97	at Charlotte	L	85-97	12/20/09	at New York	L	94-98				
12/6/97	at New York	L	79-90	1/7/10	at New York	L	93-97				
2/10/98	at New York	L	91-99								
3/11/98	at Charlotte	W	85-78								



OKLAHOMA CITY THUNDER

208 Thunder Drive, Oklahoma City, OK 73102
405-208-4800



GENERAL INFORMATION

Arena: Chesapeake Energy Arena (18,203)
Television: Fox Sports Oklahoma
Broadcasters: Brian Davis and Lesley McCaslin

Radio: WWLS (98.1 FM/640 AM)
Broadcasters: Matt Pinto
Colors: Blue, Red, Yellow and Dark Blue

2014-15 VS THUNDER

December 26 at Oklahoma City
February 21 at Charlotte

DIRECTORY

Chairman: Clayton I. Bennett
Executive Vice President and General Manager: Sam Presti
Assistant General Manager/Vice President: Troy Weaver
Head Coach: Scott Brooks
Assistant Coaches: Mark Bryant, Rex Kalamian, Robert Pack, Darko Rajakovic, Mike Terpstra

Head Athletic Trainer: Joe Sharpe
Director of Basketball Communications: Matt Tumbleson
Manager of Basketball Communications: Michael Ravina
Manager of Basketball Communications: John Read

HEAD-TO-HEAD RECORD

All-Time Record 15-32 (.319)
Home 10-13 (.435)
Road 5-19 (.208)

ALL-TIME GAME RESULTS

2/3/89	at Charlotte	W	108-106	12/3/08	at Charlotte	W	103-97
3/16/89	at Seattle	L	88-108	4/10/09	at Oklahoma City	L	81-84
11/7/89	at Seattle	L	88-128	12/26/09	at Oklahoma City	L	91-98
2/5/90	at Charlotte	L	100-101	3/17/10	at Charlotte	W	100-92
2/18/90	at Charlotte	L	70-85	12/21/10	at Charlotte	L	81-99
3/14/90	at Seattle	L	100-103	3/18/11	at Oklahoma City	L	82-99
2/4/91	at Charlotte	L	93-100	3/10/12	at Oklahoma City	L	95-122
3/1/91	at Seattle	L	105-122	11/26/12	at Oklahoma City	L	69-114
1/14/92	at Seattle	W	117-116*	3/8/13	at Charlotte	L	94-116
1/31/92	at Charlotte	L	105-122	12/27/13	at Charlotte	L	85-89
2/1/93	at Charlotte	W	112-100	3/2/14	at Oklahoma City	L	99-116
3/4/93	at Seattle	L	112-138				
3/1/94	at Seattle	L	96-112				
3/20/94	at Charlotte	L	115-124				
2/27/95	at Seattle	W	116-114				
3/9/95	at Charlotte	W	112-99				
11/17/95	at Charlotte	L	96-98				
3/27/96	at Seattle	L	95-132				
11/26/96	at Charlotte	W	97-89				
12/7/96	at Seattle	W	94-92				
1/6/98	at Seattle	L	81-102				
3/6/98	at Charlotte	W	104-98				
12/5/99	at Seattle	W	103-81				
2/28/00	at Charlotte	L	81-84				
11/9/00	at Charlotte	L	94-102				
12/30/00	at Seattle	L	102-104				
1/23/02	at Charlotte	W	111-101				
3/7/02	at Seattle	L	89-92*				
12/31/04	at Charlotte	L	97-103				
2/5/05	at Seattle	L	99-113				
11/30/05	at Seattle	L	94-104				
2/6/06	at Charlotte	W	119-106				
11/10/06	at Charlotte	L	85-99				
3/4/07	at Seattle	L	89-96				
11/17/07	at Charlotte	W	100-84				
3/28/08	at Seattle	W	96-93				

*Overtime

FRONT OFFICE

BALL OPS

PLAYERS

13-14 REVIEW

HISTORY

RECORDS

PLAYOFFS

NBA

MISC.



NBA OPPONENTS



ORLANDO MAGIC

8701 Maitland Summit Boulevard, Orlando, FL 32810
407-916-2400

2014-15 VS MAGIC

November 21	at Charlotte
December 27	at Charlotte
January 3	at Orlando
March 1	at Orlando

HEAD-TO-HEAD RECORD

All-Time Record	38-47	(.447)
Home	23-19	(.548)
Road	15-28	(.349)

GENERAL INFORMATION

Arena: Amway Center (18,846)
Television: Fox Sports Florida
Broadcasters: David Steele, Jeff Turner

Radio: ESPN Orlando (580 AM)
Broadcasters: Dennis Neumann, Richie Aduabo
Colors: Blue, Silver and Black

DIRECTORY

Senior Chairman: Rich DeVos
Chairman: Dan DeVos
General Manager: Rob Hennigan
Vice President/Assistant General Manager:
Scott Perry
Assistant General Manager: Matt Lloyd
Head Coach: Jacque Vaughn
Assistant Coaches: James Borrego, Wes Unseld Jr., Brett Gunning

Head Athletic Trainer: Keon Weise
Senior Vice President of Public Relations:
Joel Glass
Director of Communications: George Galante
Assistant Director of Communications:
Trish Wingerson
Communications Manager: Melanie Curtsinger

ALL-TIME GAME RESULTS

11/14/89	at Charlotte	W	130-116	11/8/00	at Orlando	W	96-90	12/15/12	at Charlotte	L	98-107
2/27/90	at Orlando	L	109-115	2/6/01	at Charlotte	L	83-109	1/18/13	at Orlando	W	106-100
11/3/90	at Orlando	W	104-97	3/8/01	at Charlotte	W	97-84	2/19/13	at Orlando	W	105-92
12/29/90	at Charlotte	W	109-100	11/23/01	at Charlotte	L	99-109	3/27/13	at Charlotte	W	114-108
12/7/91	at Orlando	W	109-95	11/24/01	at Orlando	W	103-101	12/11/13	at Charlotte	L	83-92
2/22/92	at Charlotte	W	130-110	3/22/02	at Orlando	W	106-92	1/17/14	at Orlando	W	111-101
3/30/92	at Charlotte	W	123-112	3/27/02	at Charlotte	W	111-104	3/28/14	at Orlando	L	105-110*
4/7/92	at Orlando	L	110-135	11/6/04	at Charlotte	W	111-100	4/4/14	at Charlotte	W	91-80
11/10/92	at Orlando	W	112-108	1/7/05	at Orlando	L	91-111	*Overtime			
2/11/93	at Charlotte	W	116-107	3/21/05	at Charlotte	W	102-97				
4/1/93	at Orlando	W	102-93	3/24/05	at Orlando	W	108-94				
4/7/93	at Charlotte	L	96-109	11/15/05	at Orlando	L	77-85				
11/11/93	at Charlotte	W	120-87	1/7/06	at Orlando	L	92-108				
1/26/94	at Charlotte	L	120-145	1/20/06	at Charlotte	L	93-104				
2/27/94	at Orlando	L	103-114	3/21/06	at Charlotte	W	108-102				
4/14/94	at Orlando	W	112-108	11/18/06	at Orlando	L	87-93				
11/9/94	at Charlotte	L	128-130*	12/14/06	at Charlotte	W	99-89				
12/29/94	at Charlotte	W	125-123	1/5/07	at Orlando	L	74-106				
1/17/95	at Orlando	L	98-109	3/12/07	at Charlotte	W	119-108				
3/23/95	at Orlando	L	93-105	11/23/07	at Orlando	L	92-105				
12/8/95	at Orlando	L	95-105	12/14/07	at Charlotte	L	87-103				
3/5/96	at Charlotte	L	97-123	12/29/07	at Orlando	L	95-104				
3/8/96	at Orlando	L	112-117*	1/16/08	at Charlotte	W	99-93				
4/21/96	at Charlotte	L	100-103	11/16/08	at Charlotte	L	85-90				
11/14/96	at Orlando	L	89-96	2/17/09	at Orlando	L	102-107*				
1/17/97	at Charlotte	W	124-110	2/20/09	at Charlotte	L	80-92				
3/14/97	at Orlando	L	81-86	4/15/09	at Orlando	L	73-98				
12/27/97	at Orlando	L	87-96	11/10/09	at Charlotte	L	81-93				
2/28/98	at Charlotte	W	90-80	11/16/09	at Orlando	L	91-97				
3/13/98	at Orlando	W	100-82	1/23/10	at Charlotte	L	95-106*				
4/19/98	at Charlotte	W	89-76	3/14/10	at Orlando	W	96-89				
3/3/99	at Orlando	L	76-93	11/6/10	at Charlotte	L	88-91				
3/23/99	at Orlando	L	78-86	2/27/11	at Orlando	L	86-100				
3/26/99	at Charlotte	W	90-82	4/1/11	at Orlando	L	77-89				
11/2/99	at Charlotte	W	100-86	4/6/11	at Charlotte	L	102-111*				
11/19/99	at Orlando	W	103-92	12/30/11	at Charlotte	L	79-100				
12/23/99	at Charlotte	L	106-110	1/17/12	at Orlando	L	89-96				
3/2/00	at Orlando	L	96-104	3/6/12	at Charlotte	W	100-84				
				4/25/12	at Orlando	L	95-102				



PHILADELPHIA 76ERS

3601 S. Broad Street, Philadelphia, PA 19148
215-339-7666



GENERAL INFORMATION

Arena: Wells Fargo Center (20,328)
Television: Comcast SportsNet Philadelphia
Broadcasters: Marc Zumoff, Malik Rose

Radio: The Fanatic (950 AM/97.5 FM)
Broadcasters: Tom McGinnis
Colors: Red, White and Blue

DIRECTORY

CEO: Scott O'Neill
President of Basketball Operations and General Manager: Sam Hinkie
Head Coach: Brett Brown
Assistant Coaches: Chad Iske, Lloyd Pierce, Vance Walberg

Head Athletic Trainer: Kevin Johnson
Director, Public Relations: Michael Preston
Public Relations Coordinator: Sean McCloskey
Publicist: Rebecca Timms
Public Relations Coordinator: Alex Yoh

2014-15 VS 76ERS

December 19 at Philadelphia
February 7 at Philadelphia
April 4 at Charlotte

HEAD-TO-HEAD RECORD

All-Time Record 51-39 (.573)
Home 33-13 (.717)
Road 18-26 (.409)

ALL-TIME GAME RESULTS

11/25/88	at Philadelphia	L	116-123	2/5/99	at Charlotte	L	66-78	12/4/10	at Philadelphia	L	91-109
12/1/88	at Charlotte	W	109-107	3/10/99	at Philadelphia	L	70-85	1/17/11	at Philadelphia	L	92-96*
1/15/89	at Charlotte	L	109-116	5/4/99	at Charlotte	W	117-110*	1/20/11	at Charlotte	W	100-97
1/16/89	at Philadelphia	W	127-122*	12/11/99	at Philadelphia	W	106-84	1/27/12	at Philadelphia	L	72-89
4/7/89	at Charlotte	L	108-118	1/20/00	at Charlotte	W	109-100	2/13/12	at Charlotte	L	89-98
4/14/89	at Philadelphia	W	119-115	2/15/00	at Philadelphia	W	95-93	3/19/12	at Charlotte	L	80-105
11/15/89	at Philadelphia	L	96-109	3/20/00	at Charlotte	L	96-102	11/30/12	at Charlotte	L	98-104
4/14/90	at Charlotte	L	102-109	11/22/00	at Charlotte	W	88-73	2/9/13	at Philadelphia	L	76-87
11/19/90	at Philadelphia	L	101-109	12/1/00	at Philadelphia	L	74-95	3/30/13	at Philadelphia	L	92-100
1/26/91	at Charlotte	W	79-75	1/15/01	at Philadelphia	L	79-84	4/3/13	at Charlotte	W	88-83
3/28/91	at Charlotte	W	94-90	2/24/01	at Charlotte	W	86-85	12/6/13	at Charlotte	W	105-88
3/29/91	at Philadelphia	L	107-124	11/14/01	at Philadelphia	L	86-100	1/15/14	at Philadelphia	L	92-95
12/23/91	at Philadelphia	W	114-106	12/19/01	at Philadelphia	W	94-85	4/2/14	at Philadelphia	W	123-93
2/27/92	at Charlotte	W	136-84	1/17/02	at Charlotte	L	88-93	4/12/14	at Charlotte	W	111-105
3/19/92	at Philadelphia	W	123-116*	2/7/02	at Charlotte	L	93-100				
4/17/92	at Charlotte	L	112-122	1/19/05	at Charlotte	L	105-107	*Overtime			
11/24/92	at Charlotte	W	127-119	3/11/05	at Philadelphia	L	80-112				
2/3/93	at Philadelphia	W	129-118	4/6/05	at Philadelphia	L	103-106				
4/9/93	at Philadelphia	W	122-113	11/4/05	at Philadelphia	W	110-93				
4/12/93	at Charlotte	W	120-101	12/9/05	at Philadelphia	L	115-119				
1/19/94	at Charlotte	W	115-103	2/8/06	at Charlotte	W	100-92				
2/7/94	at Philadelphia	L	117-125	4/19/06	at Charlotte	W	96-86				
3/22/94	at Charlotte	W	125-91	1/13/07	at Charlotte	W	89-83				
4/9/94	at Philadelphia	W	127-122*	2/7/07	at Philadelphia	L	83-92				
12/22/94	at Charlotte	W	103-91	2/23/07	at Charlotte	W	102-87				
3/29/95	at Philadelphia	L	81-99	3/23/07	at Philadelphia	L	97-106				
4/5/95	at Charlotte	W	84-66	11/7/07	at Philadelphia	L	63-94				
4/17/95	at Philadelphia	W	101-90	1/26/08	at Charlotte	L	96-103				
11/4/95	at Charlotte	W	119-108	4/16/08	at Charlotte	W	115-109				
11/10/95	at Philadelphia	L	90-104	11/24/08	at Charlotte	W	93-84				
1/27/96	at Charlotte	W	110-105	1/9/09	at Philadelphia	L	87-93				
4/14/96	at Philadelphia	W	94-78	3/27/09	at Philadelphia	W	100-95				
12/13/96	at Charlotte	W	84-75	4/7/09	at Charlotte	W	101-98				
12/17/96	at Philadelphia	W	93-84	11/18/09	at Philadelphia	L	84-86				
3/15/97	at Philadelphia	W	107-99	12/5/09	at Philadelphia	W	106-105				
4/5/97	at Charlotte	W	115-113	3/10/10	at Philadelphia	W	102-87				
2/13/98	at Charlotte	W	103-96	3/31/10	at Charlotte	W	103-84				
3/31/98	at Charlotte	W	101-93								
4/8/98	at Philadelphia	L	101-109								



NBA OPPONENTS



PHOENIX SUNS

201 E. Jefferson Street, Phoenix, AZ 85004
602-379-7900

2014-15 VS SUNS

November 14 at Phoenix
December 17 at Charlotte

HEAD-TO-HEAD RECORD

All-Time Record 17-31 (.354)
Home 11-13 (.458)
Road 6-18 (.250)

GENERAL INFORMATION

Arena: US Airways Center (18,422)

Television: Fox Sports Arizona

Broadcasters: Steve Albert, Eddie Johnson, Ann Meyers Drysdale, Kevin Ray

Radio: KTAR (620 AM)

Broadcasters: Al McCoy, Tim Kempton

Colors: Purple, Orange, Black, Gray and Yellow

DIRECTORY

Managing Partner: Robert Sarver

President of Basketball Operations: Lon Babby

General Manager: Ryan McDonough

Head Coach: Jeff Hornacek

Assistant Coaches: Jerry Sichting,

Mike Longabardi, Kenny Gattison, Mark West

Vice President of Athletic Care/

Head Athletic Trainer: Aaron Nelson

Vice President of Basketball Communications:

Julie Fie

Manager, Basketball Communications:

DC Headley

Manager, Basketball Communications:

Cole Mickelson

Assistant to Vice President

of Basketball Communications: Lori Cook

ALL-TIME GAME RESULTS

1/19/89	at Charlotte	L	112-126
1/24/89	at Phoenix	L	103-106
1/15/90	at Phoenix	L	108-118*
1/25/90	at Charlotte	L	97-124
3/21/90	at Phoenix	W	115-114*
3/29/90	at Charlotte	L	92-105
2/25/91	at Phoenix	L	108-128
3/4/91	at Charlotte	L	93-126
11/29/91	at Phoenix	L	111-131
1/4/92	at Charlotte	W	113-108
12/1/92	at Phoenix	L	90-109
12/9/92	at Charlotte	L	101-110
1/11/94	at Phoenix	W	95-93
3/8/94	at Charlotte	W	97-89
2/26/95	at Phoenix	L	92-103
3/16/95	at Charlotte	L	105-108
12/12/95	at Phoenix	W	115-100
3/17/96	at Charlotte	W	103-102
1/10/97	at Phoenix	L	90-102
2/19/97	at Charlotte	W	123-115
1/27/98	at Charlotte	W	120-113**
2/20/98	at Phoenix	L	99-115
3/17/99	at Charlotte	W	119-111
1/4/00	at Phoenix	L	80-86
1/29/00	at Charlotte	W	100-79
2/4/01	at Phoenix	L	82-85
4/4/01	at Charlotte	L	94-103
3/10/02	at Phoenix	W	88-82
3/16/02	at Charlotte	W	87-76
12/10/04	at Phoenix	L	106-115
3/23/05	at Charlotte	L	105-120
12/30/05	at Charlotte	L	100-110
3/7/06	at Phoenix	L	121-136
12/10/06	at Charlotte	L	84-114
3/7/07	at Phoenix	L	106-115*

11/6/07	at Charlotte	L	83-115
2/4/08	at Phoenix	L	104-118
1/23/09	at Charlotte	W	98-76
2/24/09	at Phoenix	L	102-112
1/16/10	at Charlotte	W	125-99
1/26/10	at Phoenix	W	114-109*
11/20/10	at Charlotte	W	123-105
1/26/11	at Phoenix	W	114-107
2/4/12	at Phoenix	L	89-95
11/7/12	at Charlotte	L	110-117
12/19/12	at Phoenix	L	104-121
11/22/13	at Charlotte	L	91-98
2/1/14	at Phoenix	L	95-105

*Overtime

FRONT OFFICE

BBALL OPS

PLAYERS

13-14 REVIEW

HISTORY

RECORDS

PLAYOFFS

NBA

MISC.



PORTLAND TRAILBLAZERS

One Center Court, Suite 200, Portland, OR 97227
503-234-9291



GENERAL INFORMATION

Arena: Moda Center (19,980)

Television: KGW, Comcast SportsNet Portland

Broadcasters: Mike Barrett, Mike Rice

Radio: Fox Sports Radio (620 AM)

Broadcasters: Brian Wheeler, Antonio Harvey

Colors: Scarlet, Black and White

2014-15 VS TRAILBLAZERS

November 11 at Portland
November 26 at Charlotte

DIRECTORY

Owner: Paul Allen

President & CEO: Chris McGowan

General Manager: Neil Olshey

Assistant General Managers: Bill Branch,
Steve Rosenberry

Head Coach: Terry Stotts

Assistant Coaches: Jay Triano, David Vanterpool,
Nate Tibbetts, Kim Hughes, Dale Osbourne

Head Athletic Trainer: Geoff Clark

Vice President of Basketball Communications:

Jim Taylor

Basketball Communications Director:

Collin Romer

HEAD-TO-HEAD RECORD

All-Time Record 14-34 (.292)
Home 8-16 (.333)
Road 6-18 (.250)

ALL-TIME GAME RESULTS

1/30/89	at Portland	L	118-130	11/19/07	at Charlotte	W	101-92
4/1/89	at Charlotte	L	121-125*	3/29/08	at Portland	W	93-85
12/7/89	at Charlotte	L	86-96	1/17/09	at Charlotte	W	102-97*
1/21/90	at Portland	L	100-115	1/28/09	at Portland	L	74-88
2/20/90	at Charlotte	L	94-104	11/14/09	at Charlotte	L	74-80
3/16/90	at Portland	L	109-124	2/1/10	at Portland	L	79-98
12/27/90	at Charlotte	L	96-105	3/5/11	at Portland	L	69-93
3/24/91	at Portland	L	102-117	3/11/11	at Charlotte	W	97-92
1/11/92	at Charlotte	L	93-115	2/1/12	at Portland	L	68-112
1/17/92	at Portland	L	104-120	12/3/12	at Charlotte	L	112-118*
3/5/93	at Portland	W	94-92	3/4/13	at Portland	L	105-122
3/28/93	at Charlotte	L	114-121	1/2/14	at Portland	L	104-134
1/6/94	at Charlotte	L	110-116	3/22/14	at Charlotte	W	124-94
1/16/94	at Portland	L	101-106				
1/4/95	at Charlotte	W	118-106				
3/2/95	at Portland	W	109-99				
12/14/95	at Portland	L	109-116				
12/29/95	at Charlotte	W	102-99				
12/6/96	at Portland	L	93-97				
3/26/97	at Charlotte	L	87-88				
11/19/97	at Charlotte	W	106-92				
1/7/98	at Portland	W	91-89				
2/26/99	at Charlotte	W	97-95				
11/20/99	at Charlotte	L	96-100*				
12/1/99	at Portland	L	90-94				
1/1/01	at Portland	L	67-89				
1/11/01	at Charlotte	L	70-83				
11/17/01	at Charlotte	L	87-97				
12/6/01	at Portland	W	95-89				
2/4/05	at Portland	L	89-101				
2/14/05	at Charlotte	L	77-80				
2/13/06	at Charlotte	L	83-91				
2/22/06	at Portland	W	110-106				
2/9/07	at Charlotte	L	100-108				
3/1/07	at Portland	L	90-127				

*Overtime

FRONT OFFICE

BALL OPS

PLAYERS

13-14 REVIEW

HISTORY

RECORDS

PLAYOFFS

NBA

MISC.



SACRAMENTO KINGS

One Sports Parkway, Sacramento, CA 95834
916-928-0000

2014-15 VS KINGS

March 11 at Charlotte
March 20 at Sacramento

HEAD-TO-HEAD RECORD

All-Time Record 25-23 (.521)
Home 16-8 (.667)
Road 9-15 (.375)

GENERAL INFORMATION

Arena: Sleep Train Arena (17,317)
Television: Comcast SportsNet California
Broadcasters: Grant Napear, Jerry Reynolds,
Kayte Christensen

Radio: KHTK (1140 AM)
Broadcasters: Gary Gerould
Colors: Black, Silver and White

DIRECTORY

Owner: Vivek Ranadivé
President: Chris Granger
General Manager: Pete D'Alessandro
Assistant General Manager: Mike Bratz
Head Coach: Michael Malone
Assistant Coaches: Tyrone Corbin, Chris Jent,
Corliss Williamson, Micah Nori

Head Athletic Trainer: Manny Romero
Director, Media Relations: Chris Clark
Director, Basketball Information: Darryl Arata
Coordinator, Media Relations: Rahsaan Gethers

ALL-TIME GAME RESULTS

3/12/89	at Charlotte	L	105-114	1/30/08	at Sacramento	L	91-105
3/20/89	at Sacramento	W	117-110	2/22/08	at Charlotte	L	115-116*
1/27/90	at Charlotte	L	85-92	2/25/09	at Sacramento	W	98-91
3/3/90	at Charlotte	L	103-104	3/18/09	at Charlotte	W	104-88
3/8/90	at Sacramento	L	102-111	1/18/10	at Charlotte	W	105-103
3/31/90	at Sacramento	W	115-103	1/30/10	at Sacramento	W	103-96
1/10/91	at Charlotte	W	101-59	1/25/11	at Sacramento	W	94-89
2/27/91	at Sacramento	W	96-90	2/25/11	at Charlotte	W	110-98
1/9/92	at Charlotte	W	109-96	4/22/12	at Charlotte	L	88-114
1/18/92	at Sacramento	L	113-119	1/19/13	at Charlotte	L	93-97
12/4/92	at Sacramento	W	112-111	3/3/13	at Sacramento	L	83-119
1/27/93	at Charlotte	W	117-107	12/17/13	at Charlotte	W	95-87
11/17/93	at Charlotte	W	130-113	1/4/14	at Sacramento	W	113-103
1/13/94	at Sacramento	L	104-115				
2/22/95	at Charlotte	W	100-89				
3/5/95	at Sacramento	L	80-88				
2/8/96	at Charlotte	W	115-105				
3/29/96	at Sacramento	L	101-107*				
1/12/97	at Sacramento	W	97-93				
2/6/97	at Charlotte	W	115-100				
12/2/97	at Charlotte	W	121-102				
1/4/98	at Sacramento	L	90-106				
2/19/99	at Sacramento	L	95-106				
1/25/00	at Charlotte	L	99-110				
3/8/00	at Sacramento	L	92-105				
12/13/00	at Charlotte	W	101-90				
12/28/00	at Sacramento	L	87-91				
3/8/02	at Sacramento	L	87-99				
3/29/02	at Charlotte	L	87-92				
12/7/04	at Sacramento	L	92-109				
3/1/05	at Charlotte	W	94-87				
11/29/05	at Sacramento	L	92-110				
12/19/05	at Charlotte	W	106-103*				
2/28/07	at Sacramento	L	120-135				
3/14/07	at Charlotte	W	111-108				

*Overtime



SAN ANTONIO SPURS

One AT&T Center, San Antonio, TX 78219
210-444-5500

GENERAL INFORMATION

Arena: AT&T Center (18,581)
Television: KENS, KMYS, Fox Sports Southwest
Broadcasters: Bill Land, Sean Elliott
and Andrew Monaco

Radio: WOAI (1200 AM)
Broadcasters: Bill Schoening
Colors: Silver and Black

DIRECTORY

Chairman & CEO: Peter M. Holt
President of Basketball Operations/
Head Coach: Gregg Popovich
President of Sports Franchises/
General Manager: R.C. Buford
Assistant General Managers: Scott Layden,
Sean Marks
Assistant Coaches: Ettore Messina, Jim Boylen,
Ime Udoka, Chip Engelland, Chad Forcier,
Becky Hammon

Head Athletic Trainer: Will Sevensing
Senior Director of Communications: Tom James
Basketball Communications Manager: Kris Davis
Basketball Communications Senior Coordinator:
Mitch Heckart

2014-15 VS SPURS

January 14.....at Charlotte
January 28.....at San Antonio

HEAD-TO-HEAD RECORD

All-Time Record.....14-34.....(.292)
Home.....7-17.....(.292)
Road.....7-17.....(.292)

ALL-TIME GAME RESULTS

11/19/88	at San Antonio	W	107-105	1/21/08	at Charlotte	L	86-95
2/25/89	at Charlotte	W	124-113	2/19/08	at San Antonio	L	65-85
12/2/89	at San Antonio	L	110-118	1/19/09	at Charlotte	L	84-86
12/26/89	at Charlotte	L	82-107	3/10/09	at San Antonio	L	86-100
1/31/90	at San Antonio	L	95-129	12/11/09	at San Antonio	L	85-104
2/2/90	at Charlotte	L	107-118	1/15/10	at Charlotte	W	92-76
4/16/90	at Charlotte	L	101-110	11/8/10	at Charlotte	L	91-95
12/12/90	at Charlotte	L	81-92	3/19/11	at San Antonio	L	98-109
1/18/91	at San Antonio	W	117-110	3/2/12	at San Antonio	L	72-102
3/16/92	at San Antonio	W	117-112	12/8/12	at Charlotte	L	102-132
3/25/92	at Charlotte	W	113-108	1/30/13	at San Antonio	L	78-102
1/16/93	at San Antonio	L	111-124	2/8/14	at Charlotte	L	100-104
2/25/93	at Charlotte	W	111-104	2/28/14	at San Antonio	L	82-92
12/1/93	at Charlotte	L	88-92				
4/2/94	at San Antonio	L	111-117				
12/27/94	at San Antonio	L	108-119				
1/18/95	at Charlotte	W	111-110				
11/18/95	at San Antonio	L	107-109				
2/6/96	at Charlotte	L	102-109				
2/24/97	at San Antonio	W	96-84				
3/4/97	at Charlotte	W	105-98				
1/16/98	at Charlotte	L	71-76				
3/20/98	at San Antonio	W	92-82				
11/13/99	at San Antonio	L	79-95				
2/24/00	at Charlotte	L	70-72				
12/23/00	at Charlotte	W	88-84*				
3/27/01	at San Antonio	L	79-73				
11/8/01	at Charlotte	L	95-105				
1/29/02	at San Antonio	W	78-73				
2/8/05	at Charlotte	L	85-104				
3/18/05	at San Antonio	L	76-93				
11/09/05	at Charlotte	L	86-94				
1/24/06	at San Antonio	L	76-104				
11/15/06	at San Antonio	W	95-92**				
12/6/06	at Charlotte	L	76-96				

*Overtime

FRONT OFFICE

BALL OPS

PLAYERS

13-14 REVIEW

HISTORY

RECORDS

PLAYOFFS

NBA

MISC.



NBA OPPONENTS



TORONTO RAPTORS

50 Bay Street, Suite 500, Toronto, Ontario, M5J 2L2
416-815-5600

2014-15 VS RAPTORS

January 8	at Toronto
March 6	at Charlotte
April 8	at Charlotte
April 15	at Toronto

HEAD-TO-HEAD RECORD

All-Time Record	37-25	(.597)
Home	22-9	(.710)
Road	15-16	(.484)

GENERAL INFORMATION

Arena: Air Canada Centre (19,800)
Television: TSN, Sportsnet
Broadcasters: Matt Devlin, Leo Rautins,
Jack Armstrong

Radio: Sportsnet 590 The FAN, TSN Radio
1050 Toronto
Broadcasters: Paul Jones, Eric Smith,
Jack Armstrong, Sherman Hamilton
Colors: Red, Silver and Black

DIRECTORY

Chairman of the Board & NBA Governor:
Lawrence M. Tanenbaum
President & CEO: Tim Leiweke
President & General Manager: Masai Ujiri
Head Coach: Dwane Casey
Assistant Coaches: Bill Bayno, Nick Nurse,
Jesse Mermuys, Tom Sterner, Jama Mahlalela

Head Athletic Trainer: Scott McCullough
Director, Media Relations: Jim LaBumbard
Manager, Media Relations: Roven Yau
Coordinator, Media Relations: Phil Summers

ALL-TIME GAME RESULTS

11/11/95	at Charlotte	W	123-117*	12/3/07	at Toronto	L	79-98
1/9/96	at Toronto	W	92-91	3/2/08	at Charlotte	W	110-98
3/15/96	at Charlotte	W	113-101	3/31/08	at Charlotte	L	100-104
3/20/96	at Toronto	L	89-107	4/4/08	at Toronto	W	105-100
11/2/96	at Charlotte	W	109-98	11/9/08	at Charlotte	L	79-89
11/27/96	at Toronto	L	88-92	11/26/08	at Toronto	L	86-93
3/21/97	at Toronto	W	102-97	3/16/09	at Charlotte	W	112-86
4/18/97	at Charlotte	L	100-108	3/20/09	at Toronto	W	102-89
12/9/97	at Toronto	W	95-82	11/25/09	at Charlotte	W	116-81
12/22/97	at Charlotte	W	81-79	12/30/09	at Toronto	L	103-107
1/19/98	at Charlotte	W	109-88	3/29/10	at Charlotte	L	101-103
3/24/98	at Toronto	W	106-89	11/10/10	at Toronto	W	101-96
3/1/99	at Charlotte	W	91-88	12/14/10	at Charlotte	W	97-91
3/15/99	at Toronto	L	82-89	2/22/11	at Charlotte	W	114-101
4/27/99	at Toronto	W	108-98	3/13/11	at Toronto	W	95-90
11/7/99	at Toronto	L	99-109	2/17/12	at Toronto	W	98-91
1/17/00	at Charlotte	W	115-94	3/17/12	at Charlotte	W	107-103
3/24/00	at Toronto	W	102-84	4/3/12	at Toronto	L	87-92
3/31/00	at Charlotte	W	110-101*	11/21/12	at Charlotte	W	98-97
11/20/00	at Toronto	W	100-64	1/11/13	at Toronto	L	78-99
11/29/00	at Charlotte	W	103-79	3/15/13	at Toronto	L	78-92
1/14/01	at Toronto	L	99-107	3/20/13	at Charlotte	W	107-101
3/21/01	at Charlotte	W	111-95	11/6/13	at Charlotte	W	92-90
12/13/01	at Charlotte	W	104-90	12/18/13	at Toronto	W	104-102*
1/19/02	at Charlotte	L	89-91	1/20/14	at Charlotte	W	100-95
2/20/02	at Toronto	W	78-77				
4/9/02	at Toronto	L	80-84				
1/23/05	at Toronto	L	92-103				
1/28/05	at Charlotte	W	101-94				
4/1/05	at Charlotte	L	107-119				
12/10/05	at Charlotte	L	103-111				
1/11/06	at Toronto	L	86-95				
2/10/06	at Charlotte	L	73-88				
4/9/06	at Toronto	W	94-88				
1/22/07	at Toronto	L	84-105				
2/24/07	at Charlotte	L	76-93				
4/1/07	at Toronto	L	94-107				

*Overtime



UTAH JAZZ

301 W. South Temple, Salt Lake City, UT 84101
801-325-2500



GENERAL INFORMATION

Arena: EnergySolutions Arena (19,911)

Television: ROOT Sports

Broadcasters: Craig Bolerjack, Matt Harpring

Radio: KZNS (1280 AM/97.5 FM)

Broadcasters: David Locke, Ron Boone

Colors: Navy, Dark Yellow, Dark Green and Gray

2014-15 VS JAZZ

December 20 at Charlotte

March 16 at Utah

DIRECTORY

Owner: Gail Miller

President: Randy Rigby

General Manager: Dennis Lindsey

Assistant General Manager: Justin Zanik

Head Coach: Quin Snyder

Assistant Coaches: Brad Jones, Antonio Lang,

Alex Jensen, Mike Wells, Johnnie Bryant

Head Athletic Trainer: Gary Briggs

Vice President, Communications: Frank Zang

Director, Communications: Jonathan Rinehart

Senior Manager, Communications: Derek Garduño

Manager, Communications: Caroline Burleson

HEAD-TO-HEAD RECORD

All-Time Record 15-34 (.306)

Home 10-15 (.500)

Road 5-19 (.208)

ALL-TIME GAME RESULTS

1/9/89	at Charlotte	L	92-114	12/19/07	at Charlotte	W	98-92
1/26/89	at Utah	W	89-88	3/25/08	at Utah	L	106-128
11/8/89	at Utah	L	86-102	11/14/08	at Charlotte	W	104-96
12/22/89	at Charlotte	L	100-114	2/2/09	at Utah	L	86-105
1/19/90	at Utah	L	93-116	12/19/09	at Charlotte	L	102-110
2/8/90	at Charlotte	L	74-94	2/24/10	at Utah	L	93-102
4/3/90	at Utah	L	104-127	11/13/10	at Charlotte	L	95-96
12/18/90	at Charlotte	L	100-105	1/31/11	at Utah	L	78-83
3/21/91	at Utah	L	94-100	3/7/12	at Charlotte	L	93-99
11/27/91	at Utah	L	107-113	1/9/13	at Charlotte	L	102-112
12/17/91	at Charlotte	L	102-122	3/1/13	at Utah	L	68-98
12/16/92	at Charlotte	L	91-93	12/21/13	at Charlotte	L	85-88
3/1/93	at Utah	W	110-107	12/30/13	at Utah	L	80-83
12/4/93	at Utah	L	108-122				
3/18/94	at Charlotte	W	82-78				
12/6/94	at Utah	W	106-97				
3/19/95	at Charlotte	W	108-104				
12/11/95	at Utah	L	100-110				
3/13/96	at Charlotte	W	91-85				
12/2/96	at Utah	L	97-107				
3/17/97	at Charlotte	L	93-114				
2/16/98	at Utah	L	90-96				
3/18/98	at Charlotte	W	111-85				
3/19/99	at Charlotte	W	83-82*				
1/5/00	at Utah	L	96-118				
3/3/00	at Charlotte	L	87-89				
12/2/00	at Charlotte	W	94-89				
2/1/01	at Utah	L	76-87				
12/4/01	at Utah	L	100-104				
3/14/02	at Charlotte	W	100-82				
11/16/04	at Charlotte	L	105-107				
2/1/05	at Utah	W	109-105				
11/7/05	at Charlotte	L	91-95*				
3/1/06	at Utah	W	104-89				
12/22/06	at Charlotte	W	101-89				
3/5/07	at Utah	L	95-120				

*Overtime

FRONT OFFICE

BALL OPS

PLAYERS

13-14 REVIEW

HISTORY

RECORDS

PLAYOFFS

NBA

MISC.



NBA OPPONENTS



WASHINGTON WIZARDS

601 F Street NW, Washington DC, 20004
202-661-5000

2014-15 VS WIZARDS

February 2	at Washington
February 5	at Charlotte
March 9	at Charlotte
March 27	at Washington

HEAD-TO-HEAD RECORD

All-Time Record	51-43	(.543)
Home	28-18	(.609)
Road	23-25	(.479)

GENERAL INFORMATION

Arena: Verizon Center (20,356)
Television: Comcast SportsNet Washington
Broadcasters: Steve Buckhantz, Phil Chenier, Chris Miller

Radio: WNEW (99.1 FM)/WFED (1500 AM)
Broadcasters: Dave Johnson, Glen Consor
Colors: Red, White and Blue

DIRECTORY

Majority Owner: Ted Leonsis
President: Ernie Grunfeld
Senior Vice President of Basketball Operations: Tommy Sheppard
Head Coach: Randy Wittman
Assistant Coaches: Don Newman, Don Zierden, Roy Rogers, Pat Sullivan, Howard Easley

Head Athletic Trainer: Eric Waters
Senior Director, Communications: Scott Hall
Director, Communications: Patrick Rees
Manager, Communications: Daren Jenkins

ALL-TIME GAME RESULTS

11/11/88	at Washington	L	87-96	11/7/97	at Washington	W	107-92	11/28/09	at Washington	W	92-76
11/26/88	at Charlotte	L	113-120	12/10/97	at Charlotte	W	104-101	2/9/10	at Charlotte	W	94-92
1/4/89	at Washington	L	86-109	12/19/97	at Washington	L	86-106	3/23/10	at Washington	W	95-86*
1/7/89	at Charlotte	W	107-104	3/14/98	at Charlotte	L	80-83	3/26/10	at Charlotte	W	107-96
3/5/89	at Washington	L	101-114	3/5/99	at Washington	L	85-86	11/12/10	at Washington	W	93-85
3/23/89	at Charlotte	L	97-102	3/12/99	at Washington	W	92-83	12/20/10	at Washington	L	75-108
11/3/89	at Charlotte	L	96-116	4/9/99	at Charlotte	W	90-88	1/8/11	at Charlotte	W	104-89
12/14/89	at Washington	L	101-105	11/26/99	at Charlotte	W	118-85	4/3/11	at Charlotte	L	91-97
11/13/90	at Charlotte	W	120-105	2/5/00	at Washington	W	110-102	1/25/12	at Washington	L	75-92
1/3/91	at Washington	L	108-118	4/10/00	at Washington	W	107-105	1/28/12	at Charlotte	L	99-102
3/12/91	at Charlotte	L	100-103	11/1/00	at Charlotte	L	77-95	4/9/12	at Charlotte	L	85-113
3/31/91	at Washington	W	102-92	12/15/00	at Washington	L	103-89	4/23/12	at Washington	L	73-101
12/28/91	at Washington	L	124-129	1/23/01	at Washington	L	95-97	11/13/12	at Charlotte	W	92-76
2/4/92	at Charlotte	W	115-99	3/7/01	at Charlotte	W	95-93	11/24/12	at Washington	W	108-106**
3/28/92	at Washington	L	97-113	11/20/01	at Washington	W	95-88	3/9/13	at Washington	L	87-104
4/4/92	at Charlotte	W	118-109	12/26/01	at Charlotte	W	99-93	3/18/13	at Charlotte	W	119-114
11/6/92	at Charlotte	W	126-119	12/29/01	at Washington	L	90-107	1/7/14	at Charlotte	L	83-97
12/19/92	at Washington	W	126-117	4/5/02	at Charlotte	W	97-91	3/12/14	at Washington	W	98-95
1/30/93	at Washington	W	127-121*	11/4/04	at Charlotte	L	96-103	3/31/14	at Charlotte	W	100-94
3/9/93	at Charlotte	W	124-104	12/27/04	at Washington	L	87-106	4/9/14	at Washington	W	94-88*
11/19/93	at Charlotte	W	127-111	3/5/05	at Charlotte	L	84-86	*Overtime			
11/23/93	at Washington	L	98-118	4/17/05	at Washington	L	104-106				
4/20/94	at Charlotte	W	117-111	11/26/05	at Charlotte	W	100-82				
4/24/94	at Washington	L	99-117	1/28/06	at Washington	L	97-107				
1/31/95	at Washington	W	97-88	3/14/06	at Charlotte	L	114-119				
2/5/95	at Charlotte	W	111-105	3/15/06	at Washington	L	99-107				
3/13/95	at Charlotte	L	103-106	12/1/06	at Washington	L	109-121				
4/7/95	at Washington	W	98-93	12/27/06	at Charlotte	L	107-114				
11/8/95	at Washington	L	96-110	4/3/07	at Charlotte	W	122-102				
1/24/96	at Charlotte	W	127-113	4/4/07	at Washington	W	128-100				
2/21/96	at Charlotte	W	96-92	11/21/07	at Charlotte	L	111-114*				
2/23/96	at Washington	W	100-94	12/26/07	at Charlotte	L	104-108				
11/8/96	at Washington	W	102-87	2/23/08	at Washington	W	95-110				
12/30/96	at Washington	W	101-92	3/8/08	at Washington	L	97-100				
1/4/97	at Charlotte	L	93-104	12/23/08	at Charlotte	W	80-72				
4/12/97	at Charlotte	W	99-97	1/10/09	at Washington	W	92-89				
				2/11/09	at Charlotte	W	101-89				
				3/25/09	at Washington	L	93-95				




2014-15 NBA KEY DATES

October 28	2014-15 NBA Season Tips Off	April 15	Last Day of 2014-15 Regular Season
November 12	NBA Global Games (Houston Rockets vs. Minnesota Timberwolves in Mexico City, Mexico at Mexico City Arena)	April 18	2015 NBA Playoffs begin
January 5	10-day contracts can now be signed	April 26	NBA Draft Early Entry Eligibility Deadline (11:59 p.m. ET)
January 10	All contracts are guaranteed for remainder of the season	May 4 or 5	Conference Semifinals begin (possible move-up to May 2 or 3)
January 15	NBA Global Games (New York Knicks vs. Milwaukee Bucks in London, England at The O2)	May 19 or 20	Conference Finals begin (possible move-up to May 17 or 18)
February 13-15	2015 NBA All-Star (Brooklyn and New York) (Full break runs Feb. 13-18)	May 19	2015 NBA Draft Lottery
February 19	2015 NBA Trade Deadline (3 p.m. ET)	June 4	The Finals begin (no move-up)
March 1	Playoff Eligibility Waiver Deadline	June 15	NBA Draft Early Entry Withdrawal Deadline (5 p.m. ET)
April 8-11	Portsmouth Invitational Tournament (Portsmouth, VA)	June 25	2015 NBA Draft

ABOUT NBA CARES

NBA Cares is the league's global social responsibility program that builds on the NBA's mission of addressing important social issues in the United States and around the world. Through this program, the NBA, its teams and players have donated more than \$237 million to charity, completed more than 3 million hours of hands-on community service, and created more than 895 places where kids and families can live, learn, or play, in 25 countries and territories on five continents. NBA Cares works with internationally recognized youth-serving programs that support education, youth and family development, and health-related causes, including: KaBOOM!, Special Olympics, YMCA, Boys and Girls Clubs of America, UNICEF, the Make-A-Wish Foundation, Share Our Strength and GLAAD.





Corner view,
corner view,
or corner view?
this is how we vegas™

*From a corner window in every guest
room to the soaring three-story lobby,
every view is an exceptional one.*

Aria.com

Aria
RESORT & CASINO
LAS VEGAS



One of the 100 Best Hotels in the World by Travel + Leisure

MISCELLANEOUS





MEDIA INFORMATION

COMMUNICATIONS CONTACT INFORMATION

TIME WARNER CABLE ARENA, 333 E. TRADE STREET, CHARLOTTE, NC 28202

COMMUNICATIONS GAME NIGHT OFFICE (704) 688-8864

COMMUNICATIONS PRESS ROW PHONE (704) 688-8867

COMMUNICATIONS FAX (704) 688-7864

Welcome to the 2014-15 NBA season and the return of the Charlotte Hornets! Please familiarize yourself with the following guidelines and policies in order to ensure a quality work environment. Feel free to contact the Hornets communications department with any questions regarding these policies or for any other inquiries.

MEDIA PARKING

Media parking will be available in the lot at 501 East Trade Street (directly across Caldwell Street from the arena loading dock).

MEDIA ENTRANCE

The media entrance will open 2 1/2 hours prior to game time. Working media should enter Time Warner Cable Arena from Fifth Street, east of the Novant Health Training Center. Upon entry, media should proceed downstairs to the media work areas.

PRESS ROOM

The press workrooms are located on the event level, near the locker rooms and interview room, and are open 2 1/2 hours before game time. Press room usage is limited to working media and game staff only. Telephones, wireless internet access, game notes, media guides, statistics, quotes and out-of-town scores are available in this area. Please use common courtesy in maintaining a quiet working environment in the press workrooms.

SINGLE-GAME CREDENTIALS

Media members wishing to cover a single game must submit their requests at least 48 hours prior to the intended game. Requests for games on Sunday, Monday or Tuesday must be submitted by noon on the preceding Friday. Single-game credentials will be issued on a space-available basis. First-time requests must be in written form on company letterhead and submitted to Jerome Hubbard by e-mail (jhubbard@hornets.com) or fax (704-688-7864). Requests from foreign and international media should be submitted to Michael Perrelli of the NBA public relations department at mperrelli@nba.com and must be received at least three business days prior to the intended game. Credentials can be picked up at the media entrance of the arena 2 1/2 hours prior to tip-off. Photo identification will be required when picking up credentials at the media entrance. Applying for credentials does not guarantee confirmation.

PREGAME & POSTGAME AVAILABILITY

Hornets Head Coach Steve Clifford will hold his pregame media session 105 minutes prior to tip-off outside the team's locker room for all home games, and he will conduct his postgame media session in the main interview room adjacent to the press workrooms. During postgame media sessions, priority must be given to those media on deadline (print and live broadcast), and interviews should be limited to game comments.

LOCKER ROOM ACCESS

Both the Hornets and visiting team locker rooms are located down the hallway from the press work area. In accordance with NBA policy, both locker rooms will be open 75 minutes prior and close 45 minutes prior to tip-off. Following the game, locker rooms will open after a 10-minute cooling-off period. Only credentialed media will be allowed in the locker rooms. Still photography and autographs are not permitted in the locker rooms. Cell phone usage is prohibited in the locker rooms, both before and after games.

SEATING

Home and visiting television and radio positions will be located in the upper center court section of 105. Writers will be located in section 105, just below the broadcast position at center court. Additional seating is at the top of sections 107-112. A seating chart will be posted in the press room. The quarter play-by-play sheets and halftime and final box scores will be distributed as quickly as possible to all locations.

PHOTOGRAPHERS

Season passes will be provided to accredited photographers from daily newspapers and television stations that cover the majority of Hornets regular season home games. Photographers must be on assignment for a publication to be credentialed. No photography of any Hornets game shall be released to any individual other than the entity for whom the pass was issued and subject to the rules governing such use as described on the reverse side of the credential. All photographers and TV cameramen must stay at least four feet behind the baseline at all times. Photographers must remain stationary and seated at all times, except at quarter breaks and halftime, and are not permitted on the court at any time during the game. Photographers are asked to keep courtside equipment to a minimum and leave all excess equipment and outside clothing in the photo work room. Flashbulbs are not permitted at any time.

RUBBER LENS SHADES

In order to reduce the risk of injury to players, rubber lens shades are required for all still photographers, broadcasters, news and entertainment video and film crews who are authorized to shoot NBA game action. Any additional light sources or sun guns must either be removed or covered with bubble wrap.

PRACTICE POLICY

The Hornets practice at the Novant Health Training Center at Time Warner Cable Arena. Practices are closed to the public but open to the media for the final 15 minutes. Players and coaches are available immediately following practice for interviews. Media will have access to the press work areas on the event level while waiting for media availability. Please contact the Hornets communications department to confirm practice times and the availability of players and coaches. Interviews intent on lasting longer than five minutes should be scheduled in advance with the communications department.

SHOOTAROUND

Home shootarounds will take place at Time Warner Cable Arena. Hornets shootarounds are closed to the media, with interviews following the shootaround period. Shootaround times are subject to change. Please contact the Hornets communications department for updated shootaround times.

ROAD MEDIA AVAILABILITIES

When the Hornets are on the road, media availabilities will take place following practices. On game days, media availabilities will take place at the conclusion of a 10 a.m. shootaround, or at 10:45 a.m. when the team has an 11 a.m. shootaround. Please contact the Hornets communications department for updated shootaround times.

AUTOGRAPH POLICY

Media members are not permitted to solicit or receive autographs at any time.

FRONT OFFICE

BBALL OPS

PLAYERS

13-14 REVIEW

HISTORY

RECORDS

PLAYOFFS

NBA

MISC.



Mike Cristaldi

Vice President of Communications
(704) 688.8866 / mcristaldi@hornets.com

Mike Cristaldi is in his second season as Vice President of Communication. He came to Charlotte in June 2013 after 13 years with the Minnesota Timberwolves, including the last six as director of public relations and community relations. Cristaldi oversees the organization's basketball and business media and public relations efforts, serving as the primary liaison between the team and the local, national and international media. He is also responsible for strategic planning, as well as day-to-day media operations, including coordinating press conferences and interviews for the team's executives, coaches and players.

Cristaldi initially joined the Timberwolves organization in 2000 as public relations manager for the WNBA's Minnesota Lynx, before transitioning to public relations manager for the Timberwolves in 2003. He was promoted to director of public relations in 2005 and added leadership of the organization's community relations and publications departments in 2006.

Before going to Minnesota, Cristaldi served as director of public relations and radio announcer for the Continental Basketball Association's Rockford Lightning from 1998-2000. He also spent the summer of 1998 working in the public relations and marketing departments for the Las Vegas Stars of the Triple-A Pacific Coast League.

A native of Dedham, Massachusetts, Cristaldi earned a bachelor's degree in journalism and English from Marquette University. He and his wife, Heidi, have two daughters, Bella and Mia.



Josh Rosen

Director of Communications
(704) 688.8863 / jrosen@hornets.com

Josh Rosen is in his eighth season with the organization and his fourth as Director of Communications after being promoted to the position in January 2012. Rosen, who joined the franchise as Basketball Communications Manager in August 2007, assists with the team's day-to-day communications efforts, including overseeing game-night media operations; writing and editing press releases, game notes and other materials; and fulfilling interview and statistical requests. He also serves as editor of the team's media guide and other organizational publications.

Prior to joining the Bobcats, Rosen spent more than four years at Street & Smith's SportsBusiness Daily, including two and a half years as Assistant Managing Editor. His previous experience also includes one season as Media Relations Coordinator for the Carolina Cobras of the Arena Football League and two seasons as Public Relations Assistant for the Charlotte Sting of the WNBA.

A native of Charlotte, Rosen is a 2002 graduate of the University of South Carolina, where he majored in sport and entertainment management and spent three seasons as a student manager for Coach Eddie Fogler's men's basketball team.



Jerome Hubbard

Coordinator of Communications
(704) 688.8862 / jhubbard@hornets.com

Jerome Hubbard is in his third year as Coordinator of Communications and his fifth year overall in professional sports. Hubbard, who joined the organization in January 2012, assists with the day-to-day media efforts, including producing game notes, coordinating and facilitating interviews, overseeing game credentialing and helping with compiling the media guide.

Prior to joining the organization, Hubbard most recently worked in the football media relations department of the New York Giants during the 2011 season that culminated with the team winning Super Bowl XLVI. He also worked with the Indianapolis Colts, St. Louis Rams, Chicago White Sox, San Francisco 49ers and Oakland Raiders.

The Oakland, California native received his bachelor's degree from Grambling State University, where he wrote and served as the sports editor for the school newspaper, and earned his master's degree from the University of California-Berkeley in 2011.

Hubbard has one daughter, Cameron, born in August 2013.



FRONT OFFICE

BALL OPS

PLAYERS

13-14 REVIEW

HISTORY

RECORDS

PLAYOFFS

NBA

MISC.



BEAT MEDIA/STATISTICAL CREW

FRONT OFFICE

BBALL OPS

PLAYERS

13-14 REVIEW

HISTORY

RECORDS

PLAYOFFS

NBA

MISC.

BEAT MEDIA



Steve Martin
Television Play-by-Play
Announcer



Dell Curry
Television
Color Analyst



Stephanie Ready
Television
Sideline Reporter



Scott Lauer
Radio Play-by-Play
Announcer



Mike Miller
Television Director



Scott Snyder
Television Producer



Trey Dixon
Television
EVS Operator



Ben Nelson
Television
Graphics Coordinator



Rick Bonnell
Charlotte Observer



Steve Reed
Associated Press



Richard Walker
Gaston Gazette



Kent Smith
Team Photographer

HORNETS GAME NIGHT STATISTICAL CREW



Mark Arcilesi
Shot Clock Operator



Laura Adkins
Game Night Staff



Deandra Alex
Game Night Staff



Emily Arceneaux
Game Night Staff



Alexis Broome
Game Night Staff



Paul Denny
Statistician



Patrick Doughty
Public Address
Announcer



Jerry Duncan
Game Night Staff



Kevin Earp
Scoreboard Operator



Tony Folden
Shot Clock/
Scoreboard Operator



Carlisle Hamrick
Game Night Staff



Michael Harwood
Official Scorer



David Hixon
Statistician



Frank Kay
Talent Stats



Monica Lewis
Game Night Staff



Bill Magrath
Talent Stats



Malinda Murray
Statistician



Laura Sullivan
Statistician



Richard Ward
Game Clock Operator



Nothing but Net

Business strength. Accessibility. Quality of life. Find the right balance of all three in Charlotte USA. The location of choice for eight Fortune 500 headquarters and hundreds of successful businesses.

To learn more about opportunities available to your company through this winning economic development partnership, call 800.554.4373 or visit us at charlotteusa.com.



**CHARLOTTE
REGIONAL**
PARTNERSHIP



Through Charlotte Hornets Swarm to Serve, Hornets Sports & Entertainment is bringing positive and lasting change to our community through dynamic programming and a commitment to social responsibility in the areas of education, wellness and the fight against hunger. Our ownership, players, coaches, executives and front office staff are passionate about our community efforts and eager for the opportunity to Swarm to Serve.

EDUCATION

The Hornets are committed to improving one of Charlotte's most pressing issues—education. By providing access to literacy programs, books, incentives for academic achievement and anti-bullying initiatives, the Hornets hope to ensure that all students and teachers have access to fun, interactive and rewarding educational programs.

Education outreach activities include:

- Cool School Field Trip, presented by Jordan Brand
- Too Cool To Bully
- Business & Basketball Seminars
- Black History Month
- NBA Green Week
- Charlotte Hornets Day of Service



WELLNESS

Teaching children and families the importance of fitness and nutrition is important to the Hornets. We are dedicated to providing access to wellness activities that encourage children and families to live healthy, active lifestyles as a strong body and mind are essential.

Hornets wellness programs

- Special Olympics Clinic
- Big Brothers Big Sisters Clinic
- Hornets Wellness Clinic
- MGR Foundation partnership
- Step Out: Walk to Stop Diabetes
- Blume Night
- Hospital Visits



HUNGER

The Hornets organization recognizes the effect hunger has on our community and we believe it is vital for our team to join the fight against hunger and support local organizations that are providing emergency food assistance to help supplement the diets of children and families in need in the Charlotte region.

Fitness and Recreation outreach activities include:

- Second Harvest Food Bank partnership
- Hornets Mobile Pantry, operated by Second Harvest
- Cornucopia
- Street Turkeys
- Walgreens Dunk Hunger





MILITARY

During the 2013-14 season, the Hornets launched community programs honoring active military personnel, veterans and their families for protecting the security of the United States of America.

Hornets military programs:

- Yellow Ribbon
- Veteran Home Giveaway
- Military Care
- Player Nation



PLAYER NATION

Through our Player Nation initiative, Hornets players and coaches purchase and donate tickets to non-profit groups for underserved youth. More than 27,000 youth receive tickets through the Player Nation program.



CHARLOTTE HORNETS FOUNDATION

The Charlotte Hornets Foundation is committed to inspiring a philanthropic culture and strengthening the Charlotte region through intentional partnerships, charitable giving and social projects in the areas of education, wellness, hunger, military and non-profit partnerships.

During the 2013-14 season, the Charlotte Hornets Foundation donated more than half a million dollars to create and support programs impacting teachers and students, uninsured and underinsured youth, those in need of emergency food assistance and active military personnel, veterans and their families.

Hornets Book Bus & Hugo's Reading Revolution

The Hornets Book Bus & Hugo's Reading Revolution hit the road in April of 2013 through a partnership with Lowe's. This full-service literacy bus encourages reading and learning programs for youth between the ages of 5 and 13, and holds approximately 3,000 books. The Book Bus travels to elementary schools in the Charlotte-area and Hugo the Hornet performs an interactive and entertaining program that inspires students to pick up a book and join the Reading Revolution. After each program, one class from each school takes a journey through the Book Bus and each student selects a brand new book to take home.

Hornets & Lowe's Educational Grants

The Charlotte Hornets Foundation and Lowe's award \$50,000 annually for education-related refurbishment projects in Mecklenburg County. The grants fund high-need projects at public schools and non-profit education programs in the Charlotte area. Education is a critical focus of our philanthropic initiatives and we are happy to collaborate with our partners at Lowe's to continue to emphasize the value of education and its role in the future success of our community.

Hornets Academy

Hornets Academy is a six-week fellowship for high school juniors and seniors who are members of the Y Achievers program, a YMCA of Greater Charlotte program that operates in partnership with Charlotte-Mecklenburg Schools. Hornets Academy allows six (6) students to shadow several internal departments, gain hands on experience, develop professional skills and be better equipped to embark on their post high school career path.

Teacher Innovation Fund

In June of 2014, the Charlotte Hornets Foundation established the Teacher Innovation Fund with a donation of \$250,000 to Charlotte-Mecklenburg Schools. The Teacher Innovation Fund was created to encourage teachers to implement innovative techniques to learning. The Hornets and Charlotte-Mecklenburg Schools will provide \$70,000 a year in grants to local teachers. Grants will range from \$1,000 to \$5,000 per teacher, depending on their needs.

NPO Partner Program

The Charlotte Hornets Foundation invites non-profit organizations in the Charlotte region to be a part of the Hornets Community Corner at home games. The Hornets Community Corner is a unique space in Time Warner Cable® Arena and was designed to highlight the efforts of local non-profits. At the Hornets Community Corner, non-profits have the opportunity to showcase its organization to thousands of Hornets fans, advertise upcoming events and fundraise.

FRONT OFFICE

BBALL OPS

PLAYERS

13-14 REVIEW

HISTORY

RECORDS

PLAYOFFS

NBA

MISC.



TIME WARNER CABLE ARENA

FRONT OFFICE

BBALL OPS

PLAYERS

13-14 REVIEW

HISTORY

RECORDS

PLAYOFFS

NBA

MISC.



Opened on October 21, 2005, with a sold-out performance by The Rolling Stones, Time Warner Cable Arena is home to the NBA's Charlotte Hornets and AHL's Charlotte Checkers and will host almost 200 events in 2014-2015, including college and professional sports, major concerts and family shows. On April 8, 2008, a naming rights agreement was unveiled with Time Warner Cable, in which the arena located in the heart of uptown Charlotte, North Carolina, was renamed Time Warner Cable Arena. In March 2013, the facility welcomed its 10 millionth guest.

Since opening its doors nine years ago, Time Warner Cable Arena has played host to the biggest names in entertainment, including Bruce Springsteen, Bon Jovi, Paul McCartney, Aerosmith, Beyonce, U2, Lady Gaga, Taylor Swift, Prince, Billy Joel, Elton John, Widespread Panic and Coldplay. Over the years, Time Warner Cable Arena has also hosted multiple visits from family shows like Ringling Bros. and Barnum & Bailey, Disney on Ice, Monster Jam and the Harlem Globetrotters. College basketball is also a staple at the venue, with the CIAA, Southern Conference, ACC and NCAA all bringing their tournaments to the building, along with a bevy of regular season games. Time Warner Cable Arena was proud host of the Democratic National Convention in September 2012.

"Our goal is to make Time Warner Cable Arena the epicenter for sports and entertainment in the Carolinas," said Hornets Sports & Entertainment President & Chief Operating Officer Fred Whitfield. "We do that by attracting world class performances to this world class facility, and showcasing uptown Charlotte as one of the region's most vibrant and energetic destinations."



Designed to represent Charlotte's diverse urban culture as well as the city's strength and stability, Time Warner Cable Arena incorporates contemporary design elements that highlight a focus on creating an exciting future for the Queen City's residents. Fans and visitors alike find familiar reflections of their community in the form of public art and unique displays which pay tribute to the region's rich sports and commercial history.

HSE, which operates the city-owned building, set out to "wow" the community by providing a unique experience for guests while treating them to a superior level of amenities. The arena's most distinctive element is the 38-foot high, 36-foot wide, 80,000-pound scoreboard, created by Spurgeon Design Group and manufactured by Daktronics, which features a three-dimensional, backlit Charlotte city skyline that sits atop the center-hung display. The skyline "comes to life" through a 360-degree projection system that allows the sky to change at the touch of a button.

One of the arena's most unique attractions is Rock the Rooftop, a fan zone located on the Uptown Concourse. With an open view of the lower bowl, Rock the Rooftop provides the ultimate setting for indoor tailgating, complete with concessions, an interactive kids' area and a 35-foot water tower that features a theatrically lit stage.

Ticket holder comfort is the hallmark of the Time Warner Cable Arena experience. The arena features 60 percent of its seating from baseline to baseline, providing guests with a unique feeling of closeness to the court, stage or ice. Generous seating and legroom is standard in every seat, and seating configurations for Time Warner Cable Arena were developed by incorporating the best elements from other NBA and NHL facilities.

Food is important to providing an emotionally engaging experience for guests, and highly regarded Levy Restaurants prepares all food offerings at Time Warner Cable Arena. Guests enjoy incredibly diverse menus with something for everyone, from fan favorites at general concessions to the unexpected in Frontcourt, the arena's fine-dining restaurant. This season all concession stands have been updated with digital menu boards, allowing Levy to showcase special food items and update these menus throughout the season. Pre-planned catering for business events or entertaining is also available, demonstrating again that Time Warner Cable Arena is committed to providing its guests with the best, regardless of where they are in the building.

Indoors or out, patrons of Time Warner Cable Arena are reminded of Charlotte's rise as a world class city. The outdoor Trade Street plaza features a large video screen to see coming attractions, a sizeable entertainment stage and access to the fully appointed Hornets Fan Shop where fans can purchase team apparel and gifts. The Hornets Fan Shop is the only place in the world to get Jordan Brand-Hornets gear. The Hornets Fan Shop also carries a wide selection of Jordan Brand apparel, in-line shoes and special Retro releases.

As guests enter the arena's four-story atrium located off the plaza, they are greeted by one part of the arena's major public art projects: a large colored-tile mural by artist Mike Mandel depicting the history of basketball in the Piedmont. Additional pieces of public art are located both inside and outside the building, and include the four lighted entry columns on Trade Street by artist Andrew Leicester, the main lobby's colorful terrazzo floor created by Thomas Sayre, photographic murals by local artist Tommie Robinson and three outdoor carved granite benches by Paul J. Sires.

Time Warner Cable Arena is a trademark of Time Warner Inc. used under license

FRONT OFFICE

BALL OPS

PLAYERS

13-14 REVIEW

HISTORY

RECORDS

PLAYOFFS

NBA

MISC.



MORE SPORTS ON ANY SCREEN.

Time Warner Cable gives you more of the Hornets basketball you love, on more screens, in more places, in and out of your home.

TV | Laptop | Tablet | Smartphone | Roku | Xbox

Download the apps today.

twc.com/sports



TWC TV*



Time
Warner
Cable®

ENJOY
BETTER



/TWC



@TWC



@TimeWarnerCable

TWC TV requires Standard TV or higher. TWC authorized modem required for in-home viewing. For in-home viewing to work, connection required to internet. For mobile viewing, requires iOS 9.0 or later, Android 4.4 or later, Kindle Fire HD or HDX, Roku, Xbox 360 with Xbox Live Gold membership (not supported on Samsung Smart TV Q60 and Q70 models). Service not available in some areas. For more information, visit twc.com/sports. Programming is subject to availability in your area & the video package to which you subscribe. No advertisement support at service. All services may not be available in all areas. Subject to change without notice. Some restrictions apply. All trademarks remain the property of their respective owners. ©2014 Time Warner Cable Entertainment LLC. All Rights Reserved.



Keeping the Hornets on the court, and your family on the go

Official team phyzzzzicians of the Charlotte Hornets

The Charlotte Hornets and their families trust the team at Novant Health for the expert care they need. When it comes to caring for your home team, we're here for you every step of the way, too. We make healthcare simple and convenient with things like online appointment scheduling, e-visits, video visits and MyChart, our free digital health management tool. And with hundreds of locations throughout the region, we're always close by when you need us.



Find a physician and make an appointment online at [MyNovant.org](https://www.MyNovant.org)

Official healthcare provider
of the Charlotte Hornets



2014-15 SCHEDULE

CHARLOTTE HORNETS

WATCH
ON

SPORTSOUTH

LISTEN
ON

OCTOBER / NOVEMBER

SUN	MON	TUE	WED	THU	FRI	SAT
			29 7:00 MIL	30	31	1 7:00 MEM
2 7:30 NYK	3	4 8:00 NOP	5 7:00 MIA	6	7 7:00 ATL	8
9 9:30 LAL	10	11 10:00 POR	12	13	14 9:00 PHX	15 10:30 GSW
16	17 7:00 DAL	18	19 7:00 IND	20	21 7:00 ORL	22
23 6:00 MIA	24 7:00 LAC	25	26 7:00 POR	27	28 7:00 GSW	29 7:30 ATL

DECEMBER

SUN	MON	TUE	WED	THU	FRI	SAT
30	1	2	3 7:00 CHI	4	5 7:00 NYK	6
7	8	9	10 7:00 BOS	11	12 8:00 MEM	13 7:00 BKN
14	15 7:00 CLE	16	17 7:00 PHX	18	19 7:00 PHI	20 7:00 UTA
21	22 7:00 DEN	23 8:00 MIL	24	25	26 8:00 OKC	27 7:00 ORL
28	29 7:00 MIL	30	31 7:00 HOU			

JANUARY

SUN	MON	TUE	WED	THU	FRI	SAT
				1	2 7:00 CLE	3 7:00 ORL
4	5 7:30 BOS	6	7 7:00 NOP	8 7:30 TOR	9	10 1:00 NYK
11	12	13	14 7:00 SAS	15	16	17 7:00 IND
18	19 2:00 MIN	20	21 7:00 MIA	22	23 7:30 CLE	24 7:00 NYK
25	26	27	28 8:30 SAS	29	30	31 9:00 DEN

FEBRUARY

SUN	MON	TUE	WED	THU	FRI	SAT
1	2 7:00 WAS	3	4	5 7:00 WAS	6	7 7:30 PHI
8 6:00 IND	9	10 7:00 DET	11	12	13 ★	14 ★
15 ★	16	17	18	19	20	21 7:00 OKC
22 7:30 DAL	23	24	25 8:00 CHI	26	27 7:30 BOS	28

MARCH

SUN	MON	TUE	WED	THU	FRI	SAT
1 6:00 ORL	2	3 7:00 LAL	4 7:30 BKN	5	6 7:00 TOR	7
8 6:00 DET	9 7:00 WAS	10	11 7:00 SAC	12	13 7:00 CHI	14
15	16 9:00 UTA	17 10:30 LAC	18	19	20 10:00 SAC	21
22 7:00 MIN	23 8:00 CHI	24	25 7:00 BKN	26	27 7:00 WAS	28 7:00 ATL
29	30 7:00 BOS	31				

APRIL

SUN	MON	TUE	WED	THU	FRI	SAT
			1 7:00 DET	2	3 7:00 IND	4 7:00 PHI
5	6	7 7:30 MIA	8 7:00 TOR	9	10 7:30 ATL	11
12 3:30 DET	13 7:00 HOU	14	15 8:00 TOR	16	17	18
19	20	21	22	23	24	25
26	27	28	29	30		

ALL TIMES LISTED ARE EASTERN AND SUBJECT TO CHANGE

follow us

f /hornets

t @hornets

i @hornets

704.HORNETS

HOME

AWAY

ALL
STAR

hornets.com