



DENVER NUGGETS

BASKETBALL

2016-17 MEDIA GUIDE



***CONGRATULATIONS TO ALLEN IVERSON ON BEING INDUCTED
INTO THE NAISMITH BASKETBALL HALL OF FAME!***

NBA legend, and former Denver Nugget, Allen Iverson was inducted into the Naismith Basketball Hall of Fame on September 9, 2016. The Georgetown Hoya was originally selected first overall by the Philadelphia 76ers in the 1996 NBA Draft. Iverson spent parts of three seasons in Denver (2006-08), averaging 25.6 points, 3.0 rebounds and 7.1 assists per game in a total of 135 contests. Overall, "The Answer" enjoyed a 17-year NBA career with lifetime averages of 26.7 points, 3.7 rebounds, 6.2 assists and 2.2 steals per game.



Kroenke, E. Stanley
Kroenke Sports & Entertainment
Pepsi Center Information

BASKETBALL STAFF

Kroenke, Josh
Connolly, Tim / Karnisovas, Arturas
D'Alessandro, Pete / Tenzer, Ben / Balcetis, Tommy
Malone, Michael
Unsold Jr., Wes / Nori, Micah / Fernandez, Jordi
Bowen, Ryan / Finch, Chris
Beckett, John / Shimensky, Dan
Hess, Steve / Eichenberger, Felipe
Miller, Jason / Short, Steve
Additional Basketball Staff
Russell Ray Tribute

PLAYER INFORMATION

2016-17 Training Camp Roster
Regular Season Career Highs
Arthur, Darrell
Barton, Will
Beasley, Malik
Chandler, Wilson
Faried, Kenneth
Gallinari, Danilo
Harris, Gary
Hernandez, Juancho
Jokić, Nikola
Miller, Mike
Mudiyar, Emmanuel
Murray, Jamal
Nelson, Jameer
Nurkić, Jusuf
Sampson, Jakarr
Toupane, Axel
Training Camp Invitees / Player Rights

MEDIA INFORMATION

Logo History, Media Information
Altitude Information
Marlowe, C. / Hastings, S. / Kosmicki, J.
Key Dates / Officiating Staff
Division Alignment / Playoff Format
Medical Glossary
Nuggets Traveling Media

2015-16 SEASON IN REVIEW

Roster / Season Highs and Lows
Game-by-Game Results
Final Stats
Home and Away Stats
Record Breakdown
Individual Season Highs
Single-Game Highs / Quarter-by-Quarter Stats
Team Leaders / Double Figure Games
Games Missed / Starting Lineups

NUGGETS SEASON-BY-SEASON

Year-by-Year Roster & Results
Year-by-Year Stats

NUGGETS HISTORY

All-Time Roster
All-Time Numbers
All-Time Collegiate Roster
Nuggets NBA Draft History
Nuggets NBA Transactions
Individual Awards
All-Time Among NBA's Top 10
Foreign Born Players / Hometown Heroes /
Nuggets Olympians
All-Star Information
Retired Numbers
All-Time Coaches
Coaching Records
All-Time Records vs. Opponents
Year-by-Year / Home & Road Records
All-Time Month-by-Month Records
Season Openers
Home Openers
Road Openers
All-Time Overtime Summary
Overtime Records / Year-by-Year Injuries
All-Time Attendance

DENVER IN THE ABA

Year-by-Year Results (1967-76)
Record vs. ABA Opponents
Individual Honors / All-Star Information
Year-by-Year ABA Playoff Results
Career ABA Playoff Leaders
Rockets / Nuggets ABA Draft History

RECORD BOOK

Individual Regular Season Records
Team Regular Season Records
Opponent Regular Season Records
All-Time Lows
Rookie Records
All-Time Career Leaders
All-Time Scoring Leaders
Year-by-Year Leaders
Nuggets Top Individual Scoring Games
Top Opponent Individual Scoring Games
David Thompson's 73-Point Game
Nuggets & Opponents 20-20 Club
All-Time Triple-Doubles
All-Time Opponent Triple-Doubles
Highest Scoring Game in NBA History
Top Team Scoring Games
Largest Margins, Victory & Defeat
All-Time Streaks
Year-by-Year Streaks
Top Nuggets Comebacks
Biggest Blown Leads
Team & Individual Pepsi Center Records

PLAYOFF RECORDS (NBA ONLY)

Year-by-Year Playoff Results
Biggest Wins and Losses
Playoff Records
Individual Series Records
Opponent Playoff Records
Individual Opponents Series Records
All-Time Playoff Scoring Leaders
Career NBA Playoff Leaders
Year-by-Year Statistics

THE NBA

Atlanta Hawks
Boston Celtics
Brooklyn Nets
Charlotte Hornets
Chicago Bulls
Cleveland Cavaliers
Dallas Mavericks
Detroit Pistons
Golden State Warriors
Houston Rockets
Indiana Pacers
Los Angeles Clippers
Los Angeles Lakers
Memphis Grizzlies
Miami Heat
Milwaukee Bucks
Minnesota Timberwolves
New Orleans Pelicans
New York Knicks
Oklahoma City Thunder
Orlando Magic
Philadelphia 76ers
Phoenix Suns
Portland Trail Blazers
Sacramento Kings
San Antonio Spurs
Toronto Raptors
Utah Jazz
Washington Wizards
2015-16 Final Team Standings
2015-16 Final NBA Player Rankings
2016 NBA Playoffs / D-League Directory
NBA Office Directory

COMMUNITY & GENERAL INFORMATION

Nuggets Community Outreach
Community Ambassadors
In-Game Presentation
2016-17 Season Seating & Parking Maps
2016-17 Schedule

The 2016-17 Denver Nuggets Media Guide is a joint production of the Nuggets Media Relations and Creative Departments. Research, writing and editing done by Nick O'Hayre, Cody Wise, Steven Blevins & Tim Gelt. Design, layout and cover design by Rachel McCracken. Photos by Garrett Ellwood, Bart Young, Mark Junge and NBA photos. All NBA and team insignia depicted in this publication are the property of NBA Properties, Inc. and the respective teams of the NBA and may not be reproduced for commercial purposes without the prior written consent of NBA Properties, Inc. The information contained in this publication was compiled by the Denver Nuggets and is provided as a courtesy to our fans and the press and may be used only for personal or editorial purposes. Any commercial use of this information is prohibited without the prior written consent of the Denver Nuggets.



DENVER NUGGETS
1000 CHOPPER CIRCLE
DENVER, COLORADO 80204
(303) 405-1100
NUGGETS.COM



E. STANLEY KROENKE

E. STANLEY KROENKE

OWNER/CHAIRMAN, KROENKE SPORTS & ENTERTAINMENT, LLC

Mr. E. Stanley Kroenke became owner of the Denver Nuggets on July 6, 2000. Under his leadership, the Nuggets were one of only two NBA teams to make the playoffs in all 10 seasons from 2003 through 2013, including a thrilling run to the Western Conference Finals in 2009. Kroenke has overseen two Executive of the Year winners as well as one Coach of the Year award.

From 2006 to 2011, the Nuggets enjoyed their most successful five-year span in franchise history. Denver averaged 50.4 wins per season during this stretch, earned two Northwest Division titles and won 50+ games in four consecutive years for the first time in team history.

In addition to this unprecedented stretch, the Nuggets also enjoyed a single season of unmatched excellence in 2013. Denver won a franchise-record 57 games, including an all-time team best 15-game winning streak in March 2013. The Nuggets excelled in many areas that season, but most impressive was their 38-3 mark at Pepsi Center, the best home record in Denver franchise history.

In the summer of 2011, Kroenke elevated Josh Kroenke to team President and Governor. In his expanded role, Josh Kroenke hired Tim Connelly as General Manager and Executive Vice President of Basketball Operations in July 2013 and named Michael Malone as Head Coach in June 2015.

Under Kroenke's ownership, the Colorado Avalanche have been one of the most accomplished hockey clubs in the NHL. In the team's first season under his ownership (2000), the Avalanche hosted the NHL All-Star Game, won the Presidents' Trophy, and defeated the New Jersey Devils to win the Stanley Cup, the second in franchise history (1996). The Avalanche have won four division championships under Kroenke's watch, and during his first five years they sold out every home game and went on to post an NHL-record 487 consecutive game sellout streak. Additionally, the 2015-16 hockey season featured yet another landmark event with the Avalanche hosting the Coors Light NHL Stadium Series outdoor game on Feb. 27, 2016 at Coors Field.

Off the court, one of Kroenke's priorities has been the Colorado community. More than \$16 million in contributions have been made to Colorado charities through Kroenke Sports Charities and the Denver Nuggets and Colorado Avalanche Community Funds. The Nuggets continue to be a strong supporter of youth basketball in the State of Colorado through initiatives such as donating to youth basketball programs and providing numerous youth camps to help teach the game to local children.

Kroenke Sports & Entertainment owns Major League Soccer's Colorado Rapids and the National Lacrosse League's Colorado Mammoth. The Rapids hosted the MLS All-Star Game in 2007 and 2015 and won the MLS Cup Championship in 2010. The Mammoth has been a playoff participant in 13 of its 14 seasons and won the NLL championship in 2006. The Mammoth also hosted the NLL All-Star Game in 2004 and 2009.

In June 2011, Kroenke became the majority shareholder of Arsenal FC, the storied English Premier League football club. The St. Louis Rams (now the Los Angeles Rams) won the Super Bowl in 2000 while Mr. Kroenke was a co-owner; he became the team's principal owner in August 2010.

Overall, the Nuggets, Avalanche, Rapids and Mammoth have made 37 playoff appearances, won three league championships and hosted five All-Star Games since 2000-01. Arsenal won the



2014 and 2015 FA Cup and has qualified for the Champions League in 19 consecutive seasons.

In addition to his success as an owner, Kroenke has been a pioneer in television programming. In September 2004, Kroenke launched Altitude Sports & Entertainment, a 24-hour regional television network that is the broadcast home for the Nuggets, Avalanche, Mammoth and Rapids. Altitude also airs professional, collegiate and high school sporting events throughout the Rocky Mountain region. KSE acquired the Outdoor Channel in May 2013. The independent cable network is received by nearly 40 million U.S. households, making it the largest outdoor TV footprint in the country.

In 2014 KSE added to its outdoor media holdings with the acquisition of Sportsman Channel, which reaches more than 36 million U.S. households, along with a number of well-known outdoor enthusiast print and digital publications. KSE also owns the World Fishing Network.

On Dec. 31, 2015, KSE announced the acquisition of three Denver FM radio stations, KIMN-FM (Mix 100.3), KXKL-FM (Kool 105), and KWOF-FM (92.5 the Wolf). KSE also acquired 950AM, now known as Altitude Sports Radio, the new radio broadcast home for the Nuggets, Avalanche, Mammoth and Rapids.

The Pepsi Center, a KSE-owned facility and the largest indoor arena, event center and concert venue in Colorado, is the home arena for the Nuggets, Avalanche and Mammoth, seating 19,718 fans for basketball and 18,007 for hockey.

On April 7, 2007, KSE opened Dick's Sporting Goods Park, one of the largest soccer-specific complexes in the world. The state-of-the-art sports facility sits on more than 160 acres in Commerce City, CO, and holds 18,000 fans for field sports and up to 27,000 for concerts. KSE also owns the Paramount Theatre, a historic landmark in downtown Denver, and through Peak Entertainment, LLC, a joint venture between KSE and AEG Live Rocky Mountains, co-manages 1STBANK Center in Broomfield, CO, a multi-use arena accommodating up to 6,500 people for a variety of events. Pepsi Center, the Paramount Theatre and 1STBANK Center are home to more than 300 events annually, including world renowned acts such as Garth Brooks, U2, Madonna, Taylor Swift, Phish, Aerosmith and Bruce Springsteen.

Kroenke's enthusiasm and vision ensure that Denver will continue to be the top entertainment destination in the Rocky Mountain region for generations to come. Local media outlets have consistently named Kroenke one of the most significant people in the Denver arts and entertainment community, saying "no other person entertains more people more often."

Kroenke is chairman and owner of The Kroenke Group, a private real estate investment and development company with properties located throughout the United States and Canada. Over the past four decades, he has built a reputation as one of the nation's leading real estate developers.

A member of the Missouri Sports Hall of Fame, Kroenke holds undergraduate and graduate degrees from the University of Missouri. In addition to their son Josh, who is also President and Governor of the Avalanche, Stan and his wife, Ann, have a daughter, Whitney, an award-winning documentary film producer.



Kroenke Sports & Entertainment

MEMORIES ARE PLAYED HERE.

Kroenke Sports & Entertainment is committed to providing world class sports and entertainment for both live and broadcast audiences.

We will welcome fans into our venues as family, providing respect and care from the purchase of a ticket, to the drive home.

We will celebrate the best in sport and entertainment by recognizing the diversity and human spirit around us, and by working within our community to improve the lives of all those within the community.

We will strive to perform this mission within a viable and self-sustaining business model.

KSE EXECUTIVE STAFF



JIM MARTIN
PRESIDENT &
CHIEF EXECUTIVE OFFICER



MATT HUTCHINGS
EXECUTIVE VICE PRESIDENT &
CHIEF OPERATING OFFICER



BRUCE GLAZER
EXECUTIVE VICE PRESIDENT &
CHIEF FINANCIAL OFFICER



TOM PHILAND
EXECUTIVE VICE PRESIDENT &
CHIEF MARKETING OFFICER



STEPHEN STIENEKER
EXECUTIVE VICE PRESIDENT &
GENERAL COUNSEL



BEN BOYLAN
PRESIDENT, ALTITUDE SPORTS
& ENTERTAINMENT



DAVID BURKE
SENIOR VICE PRESIDENT &
CHIEF TICKETING OFFICER



MARK WAGGONER
SENIOR VICE PRESIDENT,
FINANCE, SPORTS



DOUG ACKERMAN
SENIOR VICE PRESIDENT,
VENUE FINANCE



DAVE JOLETTE
SENIOR VICE PRESIDENT,
VENUE OPERATIONS



RYAN BRACH
SENIOR VICE PRESIDENT,
PARTNERSHIP MARKETING



ROB ZUER
VICE PRESIDENT,
TICKET SALES & SERVICE



TOMAGO COLLINS
VICE PRESIDENT,
COMMUNICATIONS



DEB DOWLING-CANINO
VICE PRESIDENT, COMMUNITY
RELATIONS & FAN DEVELOPMENT



TRACY HARTMAN
VICE PRESIDENT, PREMIUM SALES
& SERVICE



PEPSI CENTER



OPENED

October 1, 1999

LOCATION

Denver's Central Platte Valley, bordered by Auraria Parkway, Speer Boulevard and adjacent to Elitch Gardens.

LAND

Total of 52 acres. Arena site 45 acres, footprint 4.6 acres, gross square feet 675,000. Building dimensions: 132 feet floor to ceiling, equivalent to a 10-story building; Mezzanine level elevation 15 feet; main concourse level elevation 28 feet; club level elevation 45 feet; upper concourse level elevation 58 feet.

SCOREBOARD

The 60,000-pound, center-hung, state-of-the-art scoreboard contains four large screens — two face the center seating areas, measuring approximately 27' high by 48' long, and two face each end of the seating bowl, measuring approximately 21' high by 25' wide. The display boards contain over 8.5 million pixels in total. Fans seated along the center areas will face a 1080p full HD screen that stretches from 3-point line to 3-point line for basketball, and spans both blue lines for hockey. The scoreboard is one of the largest HD video boards in the NBA.

PARKING

6,400 surface spaces on site — 4,000 regular, 200 handicapped, 2,200 shared with Elitch Gardens.

ELEVATORS AND ESCALATORS

Six passenger elevators and one freight; seven escalators; six interior loading docks.

THEATRE BOXES

Theatre Boxes at Pepsi Center deliver an exciting, new fan experience to ensure event day is unmatched. With first class amenities such as VIP Parking, gourmet catering and access to the exclusive Club Level, our Theatre Boxes are sure to make any event enjoyable.

SUITES

95 luxury suites located on two levels; can accommodate 12-16 people each. Suites at Pepsi Center are available to lease or to rent on a per event basis. For information on Suite options please contact the Premium Sales and Service department at 303-405-6161 or via the website at PepsiCenter.com and click on Suites.

SEATING

19,718 seats for basketball, 18,129 for hockey; for concerts, 17,600 with end stage, 20,100 with center stage.

MEDIA FACILITIES

Media lounge, equipment room, kitchen, darkroom, workroom, copy room, three TV booths, three radio booths, three auxiliary booths, 80 hockey print media stations, direct elevator access to press box.

PRODUCTION FACILITIES

Studio, audio booth/control room, two video offices, two editing suites, arena control room, makeup room.

NUGGETS LOCKER ROOM

Spacious and recently renovated. Includes a medical and therapy center, a training room, a SwimEx therapy pool, hot and cold tubs, a player lounge, laundry facilities, a video editing room and a coaches conference room. Above the locker room is a regulation NBA practice court and adjacent to the court is a state-of-the-art, full-size weight room.

CLUB LEXUS

Kroenke Sports & Entertainment is pleased to announce the opening of a state-of-the-art, all-inclusive addition to Pepsi Center — Club Lexus. Club Lexus, a premier space, will offer an unmatched viewing opportunity and a luxurious experience.



DENVER NUGGETS

BASKETBALL STAFF

2016-17 MEDIA GUIDE



JOSH KROENKE

President & Governor, Denver Nuggets



Since joining the Denver Nuggets front office in 2007, team President and Governor Josh Kroenke has established himself as a highly regarded executive while overseeing one of the most successful stretches in franchise history. In his role with the Nuggets, Kroenke is involved in every aspect of day-to-day operations and represents the team

at NBA ownership meetings.

During Kroenke's tenure, the Nuggets adapted to numerous changes to win at least 50 games in five straight non stoppage seasons from 2007 to 2013. They also advanced to the 2009 Western Conference finals and captured two Northwest Division titles during that span. He has overseen two NBA Executive of the Year awards, one NBA Coach of the Year award, six All-Star selections, three All-NBA selections and four players selected to All-Rookie teams. Additionally, former Nugget Allen Iverson, who played with the team from 2006 to 2008, was inducted into the Naismith Basketball Hall of Fame over this summer.

Kroenke, 36, was named Vice President of Team Development in 2007 and moved into his current role as President and Governor in 2010. In addition to his duties with the Nuggets, he serves as President and Governor of the Colorado Avalanche (National Hockey League) and Alternate Governor for the Colorado Rapids (Major League Soccer). On top of his roles with the Nuggets, Avalanche, and Rapids, Kroenke works closely with KSE executives on multiple business operation issues, ranging from finance to marketing. In 2014, Kroenke was named to the Sports Business Journal's prestigious "Forty Under 40" list. The annual list honors the most promising young executives in sports business under the age of 40.

During the 2010-11 season, Kroenke helped orchestrate one of the biggest trades in league history, completing a three-team, 13-player deal with the New York Knicks and Minnesota Timberwolves on Feb. 22, 2011. Kroenke and the Nuggets front office continued to improve the team's roster through the draft and the trade market, and the Nuggets went on to win a team-record 57 games during the 2012-13 season. It marked the 10th straight year Denver reached the playoffs – the second-longest active streak in the NBA at the time.

Additionally, Kroenke has spearheaded numerous business initiatives throughout Pepsi Center and the Denver Nuggets organization. In 2013 he oversaw the installation of a multimillion dollar 4,400 square foot HD center-hung scoreboard, one of the largest and most technologically advanced

scoreboards in a professional sports arena. In just the past year he has unveiled new home, road and alternate jerseys for the Nuggets, overseen the complete redesign of the Nuggets' locker room, training room and players' lounge, and introduced the multimillion dollar Club Lexus, offering exclusive amenities and services to court-side ticket holders.

Over the past several seasons, Kroenke has ushered in new eras for both Nuggets basketball and Avalanche hockey. The Nuggets added to their young, energetic core in 2013 by hiring first-year General Manager/Executive Vice President of Basketball Operations Tim Connelly and in 2015 Kroenke and Connelly hired Michael Malone to be the franchise's new head coach. In the summer of 2013, the Avalanche re-enlisted a legend from their Stanley Cup championship teams by hiring Hall of Fame center Joe Sakic as Executive Vice President of Hockey Operations. The Avalanche responded by winning the Central Division and reaching the playoffs for the first time since 2010. Their 112 points were the most by the club since their Stanley Cup Championship season in 2000-01. Kroenke, in conjunction with the National Hockey League, was instrumental in bringing the 2016 Coors Light NHL Stadium Series game to Denver. The event, which featured the Avalanche and the Red Wings playing at Coors Field on Feb. 27, 2016, was the first ever NHL outdoor game in the State of Colorado.

Athletic competition has always been a passion for Kroenke, who attended the University of Missouri on a full basketball scholarship. He was a contributor during Missouri's trip to the Elite Eight as a sophomore in 2002, and he earned Academic All-Big XII First Team honors while serving as team captain during his junior and senior seasons. After graduating with a degree in financial management, Kroenke completed a six-month internship with the NBA's League Office working in its Player Development Department. Upon finishing his internship, Kroenke worked as an underwriter for Lehman Brothers in their Global Real Estate Group where he assisted with the debt underwriting and securitization of numerous commercial real estate transactions.

Away from the Avalanche and Nuggets, Kroenke serves on the Board of Directors for Arsenal Football Club in London and on the Board of Strategic Development for the Trulaske College of Business at the University of Missouri. Kroenke is an active supporter of Kroenke Sports Charities and the Denver Nuggets and Colorado Avalanche Community Funds. He is involved in several other charitable endeavors, including the Todd Peglow Memorial Scholarship Fund at the University of Missouri. He is also a major supporter of the Playing For Change Foundation, which was co-founded by his sister, Whitney, and benefits children worldwide by building schools that specialize in teaching music and arts.



TIM CONNELLY

General Manager & Executive Vice President of Basketball Operations



Tim Connelly begins his fourth season as the Denver Nuggets' General Manager and Executive Vice President of Basketball Operations after being hired to this role in July 2013. Connelly works closely with team president Josh Kroenke in all aspects of team and organizational matters as they aim to keep the Nuggets among the NBA elite.

Connelly, 38, spent the previous three seasons with New Orleans as their assistant general manager before coming to Denver. His duties included scouting, draft preparation, trade negotiations, player contracts and other aspects related to day-to-day operations.

Prior to his time with New Orleans, Connelly spent 10 years with the Washington Wizards organization where he rose to director of player personnel. In Washington, his role included overseeing scouting, salary cap and database management, player evaluation responsibilities, as well as assisting the vice president of player personnel with all front office duties.

The Baltimore product began working for the Wizards as an intern in the basketball operations department in 1996, and after his graduation from DC's Catholic University in 1999, Connelly was named to the Wizards staff as assistant video coordinator. In 2000, Connelly became a full-time scout for Washington, and later assumed the head scouting role. During his four-year stint as a scout for the Wizards, Connelly's travels have taken him across five continents to identify the top talent in the basketball world.

Connelly's service to the game of basketball has spanned the globe in recent years. He currently serves on the board of GEN Basketball Academy, a Sarajevo-based academy funded by NATO, and has assisted with their youth camps. Connelly also worked in Moscow, Russia in September 2012 as part of the NBA's "Basketball Without Borders" program. Connelly's first experience with the program was in the summer of 2006 in South Africa. That same summer he was involved with the Seed Academy in Dakar, Senegal. Additionally, in the summer of 2007, Connelly visited Dublin, Ireland to help raise youth awareness of cultural diversity and integration through the sport of basketball, and to work with the Irish federation on future basketball-related initiatives. Connelly has also visited England with his brother Pat as part of their personal efforts to aid the globalization of basketball.

A graduate of Towson Catholic High School, Connelly has aspirations to further his involvement in grass-roots basketball programs in his hometown of Baltimore. He is one of seven children, having four brothers and two sisters. Each of Connelly's four brothers -- Joe, Pat, Dan and Kevin -- played basketball at Towson Catholic, the powerhouse Baltimore program, and their love of the game has not faded. His brother Pat was named the Phoenix Suns assistant general manager in 2013.

Connelly and his wife Negah recently hosted the 2nd annual Mile High Ping Pong Challenge which benefitted the "Bags of Fun" organization which provides toys and gifts to pediatric patients that are suffering from critical illnesses and disease.

Connelly and his wife Negah reside in Denver with their baby daughter and newborn son.

ARTURAS KARNISOVAS

Assistant General Manager and Vice President of Basketball Operations



Arturas Karnisovas enters his fourth season with the Denver Nuggets and first season as assistant general manager and vice president of basketball operations after previously being named assistant general manager in the summer of 2013.

Karnisovas (pronounced CAR-NISH-O-Vas) assists Nuggets general manager/executive vice president of basketball

operations Tim Connelly and team president Josh Kroenke with day-to-day operations related to scouting and player personnel matters.

Karnisovas, 45, joined the Nuggets after five years with the Houston Rockets, where he most recently was the director of

scouting. He started with the Rockets as Director of Global scouting in 2008 after spending more than four years working in basketball operations at the NBA's league office.

Karnisovas has also been very involved with USA Basketball since 2013, and this past summer he was a member of the coaching staff for the national team that won gold at the 2014 FIBA World Cup of Basketball.

Prior to working in the NBA, Karnisovas enjoyed an impressive international playing career.

He attended Seton Hall from 1990-94 and helped his native Lithuania win Olympic bronze medals in 1992 and 1996. Karnisovas also played professionally for Barcelona, Bologna, Olympiakos and Athens, reaching the Euroleague Final Four three times. He was named FIBA's European Player of the Year in 1996.

Arturas and his wife Gina have two sons, Eric and Michael.





PETE D'ALESSANDRO

Sr. Vice President of Business and Team Operations



Pete D'Alessandro enters his second season back with Denver after spending the previous two seasons as the General Manager of the Sacramento Kings. In his role as Sr. Vice President of Business and Team Operations, D'Alessandro will assist team President Josh Kroenke in multiple areas ranging from league operations to team budgeting.

Prior to his time with Sacramento, D'Alessandro spent three seasons with the Denver Nuggets front office. He spent two years (2010-12) as the Advisor to the Executive VP of Basketball Operations and one season (2012-13) as the Nuggets' Vice President of Basketball Operations. D'Alessandro assisted in the development of all basketball operations strategies as well as the management of day-to-day basketball activities with a focus on trade and free agent negotiations, salary cap management and collective bargaining agreement rules and regulations.

From 2004-2008 D'Alessandro worked for the Golden State Warriors. Initially hired prior to the 2004-2005 season as director of basketball operations, he was promoted to assistant general manager shortly after the 2006-07 season.

D'Alessandro began his career in basketball from 1986-90 when, as a student at St. John's University, he served as video coordinator for the men's basketball team under hall of fame coach Lou Carnesecca. D'Alessandro graduated from Nova Southeastern University School of Law in May of 1994 and was admitted to the New York State Bar in 1995. From 1994-96, he briefly entered the political arena, ultimately serving as the campaign manager for New York State Congressman Rick Lazio's successful re-election to the House of Representatives.

After his stint in politics, D'Alessandro returned to the sports world in 1997, working for a Washington, DC-based sports agency. For seven years, he represented both NBA and International basketball players before being hired in 2004 by then Warriors basketball chief and current hall of famer Chris Mullin.

D'Alessandro currently lives in Denver with his wife, Leah and their five year-old daughter Kate and three year-old son Ben.

BEN TENZER

Director of Basketball Operations



Ben Tenzer enters his fourth season as the Nuggets Director of Basketball Operations, working closely with Team President Josh Kroenke and General Manager/Executive Vice President Tim Connelly on day-to-day management, legal, and operational issues; with a focus on the salary cap and the NBA's Collective Bargaining Agreement.

Tenzer, 32, rejoined the Nuggets organization in 2013 after previously working in various capacities for the front office from 2005-2009.

His background includes working for the NBA Vegas Summer League (2005-2012), Adidas Nations (2010-2012), and the international sports and entertainment agency, Wasserman Media Group. He was also a member of the NBA's global outreach program, Basketball Without Borders-Africa, in 2007 and 2008.

Tenzer, a Los Angeles native, is a graduate of the University of Colorado, Boulder, and Southwestern Law School in Los Angeles. He is a member, and in good standing, of the State Bar of California.

TOMMY BALCETIS

Director of Basketball Analytics



Tommy Balcetis enters his fourth season with the Denver Nuggets and first season as Director of Basketball Analytics after previously serving as the Manager of Basketball Analytics. Balcetis works closely with General Manager/Executive Vice President Tim Connelly along with the Nuggets coaching

staff on all analytical assignments, scouting and the salary cap.

Balcetis, graduated from the Harvard University in 2010 with a degree in Economics and Psychology. His background includes working for the NBA League offices in London, England in the international media department from 2012 to 2013 and also served as a business consultant at Fidelity Investments from 2010 to 2012.

Balcetis, a native of Vilnius, Lithuania, played basketball at the Sarunas Marculionis Basketball Academy before attending school in the United States. He resides in Denver and recently married his longtime girlfriend Rasa, in July 2016.



MICHAEL MALONE

Head Coach



Michael Malone enters his second season as head coach of the Denver Nuggets. He was named the 16th head coach in Denver's NBA franchise history on June 15, 2015.

Malone possesses over 20 years of coaching experience, 14 coming in the NBA with five different teams –

Golden State, New Orleans, Cleveland, New York and Sacramento. The teams that Malone has been a member of the coaching staff have amassed eight playoff appearances, including one NBA Finals showing and two conference finals appearances.

Before joining the Nuggets, Malone served as the head coach of the Sacramento Kings where he posted a record of 39-67 spanning two seasons. Before his time with the Kings, Malone was the lead assistant for the Golden State Warriors under Mark Jackson from 2011-13 where they appeared in the playoffs both seasons.

Prior to Golden State, Malone worked as the lead assistant to Monty Williams in New Orleans and helped the Hornets achieve a 46-36 record and a trip to the 2011 NBA Playoffs. The Hornets were the most improved defensive team in the NBA in 2011, allowing a league-best 8.7 fewer points per game than in the previous campaign (94.0 ppg, after giving up 102.7 ppg in 2009-10).

Malone also served as an assistant coach under Mike Brown for the Cleveland Cavaliers for five seasons, during which the Cavs posted a 272-138 (.663) record, the third-best mark in the NBA over that span. The Cavaliers made five consecutive playoff appearances during Malone's time on the bench, reaching the NBA Finals in 2007 and the Eastern Conference Finals in 2009. In 2008-09, the Cavs notched a franchise record and NBA-best 66 wins, with Malone and the rest of the team's staff earning the right to coach the Eastern Conference All-Star squad. In 2009-10, the Cavaliers again captured the league's best regular season record with 61 wins.

Malone's NBA coaching career began with a four-season stint with the New York Knicks, where he originally joined Jeff Van Gundy's staff as a coaching associate in the summer of 2001, and was promoted to assistant coach in May 2003.

Before joining the NBA, Malone coached seven years in the college ranks, with his last stop coming at Manhattan College where he was the lead assistant. During the 1998-99 season Malone worked at the University of Virginia as its director of men's basketball administration. Malone also spent three seasons (1995-96 – 1997-98) at Providence College under New York Basketball Hall of Fame coach Pete Gillen after beginning his coaching career working for Greg Kampe at Oakland University in Michigan.

Malone is a two-time participant in the NBA's "Basketball Without Borders" program, having coached at the league's global outreach camps in Puerto Rico (2006) and Argentina (2005). He has also served several stints as the summer league head coach for the Hornets, Cavaliers and Knicks, and was one of six NBA coaches to participate in the NBA Pre-Draft Camp in Chicago in 2004 and 2005. Malone also served as an assistant coach for the Canadian Men's Senior National Team for three years. He helped guide the Canadian team to a top-four finish in the 2009 FIBA Americas Championship in Puerto Rico, qualifying Canada for the 2010 World Championships.

A native of Queens, New York, Malone played college basketball at Loyola College in Maryland, where he graduated with a BA degree in 1994. He is a graduate of New Jersey's Seton Hall Prep where he played two years under Bob Farrell. Malone also played a season under Tom Blackburn at Worcester Academy (Mass.).

Michael is the son of longtime NBA coach and former Kings and current Detroit Pistons Assistant Coach Brendan Malone, who has coached over 27 years in the league.

He and his wife, Jocelyn, have two daughters, Caitlin and Bridget.

MICHAEL MALONE'S COACHING RESUME

2013-14 – 2014-15	Sacramento Kings Head Coach
2011-12 – 2012-13	Golden State Warriors Lead Assistant Coach
2010-11	New Orleans Hornets Lead Assistant Coach
2005-06 – 2009-10	Cleveland Cavaliers Assistant Coach
2003-04 – 2004-05	New York Knicks Assistant Coach
2001-02 – 2002-03	New York Knicks Coaching Associate
1999-00 – 2000-01	Manhattan (NCAA I) Assistant Coach
1995-96 – 1997-98	Providence (NCAA I) Assistant Coach
1994-95	Oakland (NCAA II) Assistant Coach





COACHING STAFF

WES UNSELD JR.

Assistant Coach



Wes Unsel Jr. begins his second season as an assistant coach with the Denver Nuggets.

He spent the previous two seasons as an assistant coach with the Orlando Magic (2012-2014) and spent the 2011-12 campaign as an assistant coach with the Golden State Warriors.

Prior to joining Golden State, Unsel spent 13 seasons with the Washington Wizards, including six seasons as an assistant coach from 2005-11. He played a key role in player development

for the Wizards, helping Washington to four consecutive playoff appearances from 2004-08. Unsel's scouting reports were also vital to the team's game planning and preparation.

Unsel began his NBA career in 1997, just four days after graduating from John Hopkins University, as a professional and college scout for Washington. He was promoted later that same year to advance scout. In addition to his nine-year tenure as advance pro scout for the Wizards, he also spent three seasons (1998-2000) as an advance scout for the WNBA's Washington Mystics. In 1998, Unsel spent part of the season serving as an assistant coach for the Mystics.

A native of Maryland and the son of Hall of Famer Wes Unsel, Unsel Jr. played on the men's basketball team at John Hopkins for three seasons. He and his wife Evelyn have two children, Layla and Wes.

MICAH NORI

Assistant Coach



Micah Nori begins his second season as an assistant coach with the Denver Nuggets and 19th in the NBA.

Prior to coming to Denver, Nori served as an assistant coach for the Sacramento Kings for two seasons on Michael Malone's staff.

Nori joined the Kings after 15 seasons with the Toronto Raptors organization, serving

the last four as an assistant coach. In addition to his duties on the bench, Nori was responsible for all game plans as well as overseeing all opponent advance scouting operations.

In his previous roles as Director of NBA Scouting and Advance Scout, Nori managed all upcoming opponent preparation for both the coaching staff and players. He also served as an assistant to the Raptors coaching staff from 1998-2000 following a successful collegiate baseball career at Indiana University.

A native of Middleton, Ohio, Nori and his wife, Melissa, have a son, Danté, and a daughter, Mia.

JORDI FERNANDEZ

Assistant Coach



Jordi Fernandez, a native of Barcelona, Spain, enters his first season with the Denver Nuggets coaching staff after previously serving as the head coach of the Canton Charge.

Fernandez was named the third Canton Charge head coach in team history on September 18, 2014.

In two seasons, he led the Charge to a 61-36 record including two appearances

in the D-League Eastern Conference Finals.

Previously, Fernandez was responsible for scouting and game planning for opponents, implementing offensive philosophies

and working to improve players' individual skills for the Charge. He has also spent four seasons as a player development coach for the Cleveland Cavaliers after originally being hired by Cavaliers Head Coach Mike Brown prior to the 2009-10 season. With the Cavaliers, he conducted individual skill development workouts for players, assisted with drills in practice, implemented game preparation at shoot around and helped develop scouts.

Fernandez has also served as an assistant coach at an international level for the Spanish national team at the 2013 U-19 World Championships in Prague and for Club Basquet l'Hospitalet of the Spanish professional league. He also served as a player development coach with Impact Basketball in Las Vegas, where he conducted individual workouts for college and professional players both domestically and internationally.



RYAN BOWEN

Assistant Coach



Ryan Bowen enters his second season with the Denver Nuggets coaching staff after serving two seasons as the Sacramento Kings assistant coach/assistant director of player development on Coach Michael Malone's staff.

Bowen joined the Kings after serving the previous two seasons as an assistant coach for the Denver Nuggets. In his role with Sacramento, he

assisted in all aspects on the coaching staff, including on-court player development.

A 10-year NBA veteran, he appeared in 507 career games with the Nuggets (1999-2000 – 2003-04), Houston Rockets (2004-05 – 2005-06), New Orleans Hornets (2007-08 and 2008-09) and Oklahoma City Thunder (2009-10). His professional experience includes time playing overseas for Oyak Renault (Turkey) and Ironi Nahariya (Israel). Bowen was

selected by the Nuggets in the second round (55th overall) of the 1998 NBA Draft.

As a collegian, Bowen enjoyed a four-year career at the University of Iowa, posting 14.4 points, 8.7 rebounds and 2.5 assists per contest during his senior year in 1997-98. He finished his career at Iowa as the school's career field goal percentage leader (.575) and career steals leader (208) and ranks fourth in blocks (124) and eighth in rebounds (804). A two-time All-Big Ten selection, Bowen was inducted into the Iowa Boys Basketball Hall of Fame in 2012.

Following retirement from professional basketball in 2009, Bowen returned to his alma mater as video coordinator for the Hawkeyes, working in that capacity for one season before departing Iowa City for a spot on Denver's bench serving under then Head Coach George Karl.

Bowen and his wife, Wendy, have a daughter, Isabel, and two sons, Benjamin and Zachary.

CHRIS FINCH

Assistant Coach



Chris Finch enters his first season as an assistant coach with the Denver Nuggets after spending five campaigns as an assistant coach with the Houston Rockets (2011-16) and two seasons as the head coach of the Rockets' NBA Development League partner the Rio Grande Valley Vipers.

In two seasons at the helm of the Vipers, Finch registered a mark of 67-33 (.670) and guided Rio Grande Valley to back-to-back D-League Finals. In 2009-10, Finch took home the Dennis Johnson Coach of the Year Award en route to capturing the 2009-10 D-League championship.

Prior to his return to the United States, Finch built a successful overseas coaching career that included taking over a dormant Great Britain National Team in May 2006 and winning FIBA's 2007 Division B Promotional Competition. In 2009, his squad qualified for the European Championships for the first time

since 1981. Finch also led the British National Team in the 2012 Summer Olympics in London.

In addition to his work with the British National Team, Finch was a head coach of teams in England (Sheffield Sharks), Germany (Giessen 46ers) and Belgium (Euphony Bree, Dexia Mons-Hainaut) from 1997-2009. Finch, who has three titles and three BBL Cup Finals on his resume, qualified for the playoffs in 11 of his 12 seasons overseas. A three-time Coach of the Year, he was also selected as a FIBA EuroCup All-Star head coach. He began his career with Sheffield, which was the same club that he played on during his four-year professional playing career. Under Finch's tutelage, the Sharks enjoyed the franchise's most successful run in its history. Finch was named the BBL Coach of the Year after winning the regular season title with Sheffield in 1998-99. He also led Euphony Bree to their first-ever championship in 2005.

Raised in Reading, Pennsylvania, Finch graduated in 1992 as a two-time All-American at Franklin & Marshall College. The 6-foot-4 guard/forward was inducted into the F&M Sports Hall of Fame in 2002. Overall, he started the final 115 games of his collegiate career and compiled a 102-13 record (.887) over that span, which stood as the most career wins as a starter in NCAA Division III history.



COACHING STAFF / BASKETBALL STAFF

BASKETBALL STAFF

JOHN BECKETT

Player Development



John Beckett enters his third season on the Nuggets coaching staff and he brings along with him extensive coaching, scouting and player development experience.

Prior to coming to Denver, Beckett was an assistant coach with the Delaware 87ers of the NBA Development League. In that role, he was responsible for conducting individual pre-

game and pre-practice workouts for players; developing player strength-and-conditioning programs; and preparing advanced scouting reports on upcoming opponents. He also helped prepare practice plans and provided detailed progress and scouting reports on 87ers players throughout the season.

Before joining the 87ers, Beckett spent nine years with the Atlanta Hawks (2004-13), serving as the team's video coordinator and assisting with player development. In addition to creating video edits as part of the team's game preparation, Beckett led and assisted in workouts and traveled as a college scout.

In addition to his work on the court, Beckett has spent the past 13 years as a freelance production contributor for Turner Sports and NBA TV. He was a member of the Emmy Award-winning "NBA on TNT" studio show.

After being named the 1996-97 Fayette County Player of the Year at Sandy Creek High School, Beckett attended Georgia State University before transferring to Eckerd College in St. Petersburg, Fla., in 1998. Beckett helped the Tritons to the NCAA Division II National Tournament in 2001 and graduated with a degree in Business Management. He later played professionally for the Berghem Bandits in Germany.

DAN SHIMENSKY

Head Athletic Trainer



Dan Shimensky enters his 10th season with the Denver Nuggets and his third as Head Athletic Trainer. He is responsible for coordinating the treatment and rehabilitation of all injuries and is responsible for the team's travel.

In addition to being a certified and licensed (Colorado) Athletic Trainer, Shimensky has obtained his corrective exercise specialization (CES) and performance enhancement specialization (PES) certifications through the National Academy of Sports Medicine (NASM) and his certification in applied functional science (CAFS) from the Gray Institute. Furthermore, he has obtained his certification in dry needling under the guidelines of Dr. Yun-tao Ma's Systemic Dry Needling for Sport Performance, and in the use of the Personalized Tourniquet System for Blood Flow Restriction (BFR) rehabilitation under the Owens Recovery Science program.

Shimensky served as the Assistant Athletic Trainer/Assistant Strength and Conditioning Coach for the previous seven seasons before moving into his current role. During this time he served as an executive committee member representing the Western Conference Assistant Athletic Trainers during the 2013-2014 NBA season.

A graduate of Central Washington University, Shimensky received his master's degree in exercise science. While at CWU, he was the graduate assistant athletic trainer for football and men's basketball.

Prior to his tenure at Central Washington, Shimensky completed his undergraduate work at the University of Utah, receiving his degree in exercise science with an emphasis in athletic training. He worked on the training staff for football and women's gymnastics.

While at Utah, Shimensky also had the opportunity to be involved in numerous internships with several NBA organizations including the Miami Heat (Summer, 2003), the Nuggets (Fall, 2004) and the Seattle Sonics (Summers of 2004, 05, 06).

In 2009, Shimensky was fortunate and honored to be selected as Head Athletic Trainer for the USA men's U-19 Men's FIBA World Championships. Held in Auckland, New Zealand; Shimensky helped Team USA capture the gold medal, an accomplishment that had not been achieved since 1991.

In 2011, Shimensky was brought back to USA basketball as Head Athletic Trainer for the men's U-16 national team for the FIBA Americas Championship. Hosted in Cancun, Mexico; Shimensky was able to obtain a second gold medal as team USA finished with a perfect 5-0 record.

Shimensky, his wife Heather, and son Hudson have two dogs named Suki and Koko.

His father, Mike, was a longtime NBA Athletic Trainer.



STEVE HESS

Director of Performance/Assistant Coach and Head Strength and Conditioning Coach



Keeping the Nuggets in top physical shape is the job of Steve Hess, the team's Director of Performance/Head Strength and Conditioning Coach/Assistant Coach. Hess oversees the team's weight training, conditioning and nutritional programs. He designed and arranged the Nuggets' weight room in the Pepsi Center and also designed functional pieces

unique to the Denver Nuggets.

In his 20th season with the Nuggets, Hess creates and administers individual workout programs for each player throughout the entire year. He spends the majority of the off-season working with Nuggets players and other professional athletes, overseeing every aspect of their workout programs. He pushes them to reach their peak physical condition.

Hess is one of six trainers worldwide who sits on the Under Armour training council. He is also the official spokesperson for the National Sports Center for the Disabled and is also a member of NBA Team Fit.


In addition, Hess has been featured on NBA Inside Stuff, All-Access with Ahmad Rashad, NBATV and The Eating Network. He also has his own workout segment on the Altitude Sports & Entertainment network.

A graduate of Ithaca College (N.Y.), Hess received a master's degree in physical education with an emphasis on sports medicine and a bachelor's degree in exercise science fitness and cardiac rehabilitation in '91. Hess became a Muscle Activation Techniques (M.A.T.) master specialist in 2013 and earned his RTSm (Resistance Training Specialist) mastery certificate in 2016.

Hess lives to obtain peak performance in his own life. His wife, Alicia, is also a conditioning expert and the couple are proud parents of two amazing young men, Jordan and Korey.

FELIPE EICHENBERGER

Associate Head Strength and Conditioning Coach



Felipe Eichenberger enters his sixth season with the Denver Nuggets and first season as the Associate Head Strength and Conditioning coach after serving the previous five years as the Assistant Strength and Conditioning coach. Eichenberger assists Steve Hess with the team's weight training, conditioning and nutritional programs.

A native of Ribeirão Preto, São Paulo, Brazil, Eichenberger attended Northwestern Oklahoma State University where he was a member of the

basketball team all four years and graduated with his degree in health and sports science.

Eichenberger interned for a sports development organization in Las Vegas where he trained current and future NBA players after graduating college. He then came to Denver to work as a personal trainer specializing in athletic strength and conditioning at Forza Fitness for three years before being hired into his current role with the Nuggets.

Eichenberger is an NSCA Certified Strength and Conditioning Specialist and owns a master's degree in Kinesiology. He was also recently certified as a Corrective Exercise Specialist (CES) through NASM.

Eichenberger resides in Denver with his girlfriend Carly and their newborn daughter Gia.





JASON MILLER

Assistant Athletic Trainer/Assistant Strength and Conditioning Coach



Jason Miller enters his third year with the Denver Nuggets as Assistant Athletic Trainer/Assistant Strength and Conditioning Coach.

Throughout the year, Miller assists both Head Athletic Trainer Dan Shimensky and Director of Performance/Head Strength and Conditioning Coach/Assistant Coach Steve Hess. Some of

his duties include treatment and rehabilitation of injuries, strengthening and conditioning of players, administering concussion tests and ordering of medical supplies.

Miller's background includes extensive experience in the medical field for a variety of sports. After graduating from the University of Iowa with a degree in exercise science,

Miller spent two years as a graduate assistant with Auburn University's football program while he received his master's degree in higher education.

Miller then transitioned to head trainer for Auburn's men's basketball program for four years before taking the head trainer job with the University of Connecticut's men's basketball program. During his three-year stretch with UConn, Miller was a part of the 2004 NCAA National Title winning team led by Ben Gordon and Emeka Okafor.

His next stop was with the University of Washington where he spent one year as both the assistant trainer for the football team and the head trainer for the baseball team. Miller then jumped back to basketball as the head athletic trainer for the Oklahoma State men's team for eight years before being hired to his current role with Denver.

Miller and his wife Teresa reside in Denver with their sons Henry (4) and Sawyer, who was born on Sept. 22, 2014.

STEVE SHORT

Physical Therapist



Dr. Short joined the Denver Nuggets in the fall of 2014 as the Team Physical Therapist and Assistant Strength and Conditioning Coach. Prior to joining the Nuggets, he served in private practice at Back in Motion Physical Therapy in Kingsford, MI.

Dr. Short graduated with a Doctor of Physical Therapy degree from the University of

Dayton after serving with the Oklahoma City Thunder during the 2013-14 season. While at UD, he conducted research for

multiple NBA organizations, presented research nationally and was awarded the UD DPT Student Achievement Award.

From 2005-2010, he earned a dual undergraduate degree in Biology and Exercise Science from Michigan Tech University while quarterbacking the Huskies football team. Dr. Short also received a Minor in Psychology, a Certificate in Coaching and became a Certified Strength and Conditioning Specialist during his tenure.

In addition to his duties with the Nuggets, Dr. Short is a Fellow-in-Training through the American Academy of Orthopaedic Manual Physical Therapists and Regis University. He has set out for board certification through American Board of Physical Therapy Specialties and obtained certifications in various clinical subspecialties.



TRAVESS ARMENTA
HEAD VIDEO COORDINATOR



STEVEN BLEVINS
MEDIA RELATIONS ASSOCIATE



KELSEY CLEMENS
MASSAGE THERAPIST



JIM CLIBANOFF
DIRECTOR OF SCOUTING



TIM DIXON
DIRECTOR OF PLAYER SERVICES
AND BROADCAST RELATIONS



TIM GELT
MEDIA RELATIONS DIRECTOR



SPARKY GONZALES
EQUIPMENT MANAGER



CHRIS FELLER
BASKETBALL ANALYTICS
ASSOCIATE



STEPHEN GRAHAM
PLAYER DEVELOPMENT



CHUCK HAYES
BASKETBALL OPERATIONS
ASSOCIATE



JARED JEFFRIES
DIRECTOR OF PRO PERSONNEL



LISA JOHNSON
VICE PRESIDENT OF
BASKETBALL ADMINISTRATION



RAFAL JUC
INTERNATIONAL SCOUT



HERB LIVSEY
LEAD SCOUT



TOMMY MASSIMINO
ASSISTANT VIDEO
COORDINATOR



ANDREW MUNSON
VIDEO ASSOCIATE



AMY O'BRIEN
DIRECTOR OF TEAM OPERATIONS/
PLAYER DEVELOPMENT



NICK O'HAYRE
MEDIA RELATIONS MANAGER



OGNJEN STOJAKOVIC
PLAYER DEVELOPMENT



DR. STEVE TRAINA
HEAD TEAM PHYSICIAN/
ORTHOPEDIC SURGEON



CODY WISE
MEDIA RELATIONS
COORDINATOR

NOT PICTURED

BOBBY SIMMONS DIRECTOR, TEAM SECURITY

TEAM ORTHOPEDIC MEDICINE:

Dr. Steve Traina (Head Team Orthopedist;
Western Orthopedics)
Dr. Raj Bazaz
Dr. Brian White
Dr. Edward (Ted) Parks

TEAM INTERNAL MEDICINE:

Dr. Saurabh Mangalik (Head Team Internist;
Denver Internal Medicine)
Dr. Mike Ptasnik (Head Team Cardiologist;
Colorado Heart & Vascular)
Dr. David Mellman

TEAM DENTISTRY:

Dr. Stephen Barker (Head Team
Dentist; Southbridge Dentistry)
Dr. Scott Kissinger
Dr. Brian Svoboda
Dr. Alison Hoover
Dr. Boyd Tomasetti
Dr. Julia Plevnia
Dr. John Tannyhill

TEAM OPHTHALMOLOGY:

Dr. C. Starck Johnson (Head Team
Ophthalmologist; Specialty Eye Care/InSight
Lasik)
Dr. Gary Jamell
Dr. Richard Kelmenson
Dr. Amy Kelmenson
Dr. John Zilis

TEAM DERMATOLOGY:

Dr. Meg Lemon (Head Team
Dermatologist; Colorado Dermatology
Specialists)



RUSSELL RAY TRIBUTE

Rest in Peace Russell "Russ" Ray Jr., a longtime member of the Denver Nuggets family. Russell attended Nuggets games for 24+ years with his wife Vicki who will carry on their tradition as super fans in his memory.

Russ is survived by his wife of nearly 27 years, Vicki Mann Ray, his son Shawn Ray, daughters Tracy Wells Davis and Angela Wells Jeffers. He is also survived by his grandchildren, Cody and Caleb Redmond, Brooke Adams (Josh), Faith, Virginia and Bianca Davis and two great-grandchildren, Maci and Emery Adams.

Pictured: Russell Ray and his wife Vicki Mann Ray.



DENVER NUGGETS

PLAYER INFORMATION

2016-17 MEDIA GUIDE



2016-17 TRAINING CAMP ROSTER

2016-17 TRAINING CAMP ROSTER

NO.	PLAYER	POS.	HT.	WT.	SCHOOL/COUNTRY	EXP.
00	Darrell Arthur	F	6-9	235	Kansas/USA	7
5	Will Barton	G	6-6	175	Memphis/USA	4
25	Malik Beasley	G	6-5	195	Florida St./USA	R
21	Wilson Chandler	F	6-8	225	DePaul/USA	8
35	Kenneth Faried	F	6-8	228	Morehead St./USA	5
8	Danilo Gallinari	F	6-10	225	Olimpia Milano/Italy	7
14	Gary Harris	G	6-4	210	Michigan State/USA	2
41	Juancho Hernangomez	F	6-9	230	Movistar Estudiantes/Spain	R
4	Robbie Hummel	F	6-8	220	Purdue/USA	2
15	Nikola Jokic	C	6-10	250	KK Mega Vizura/Serbia	1
17	D.J. Kennedy	G	6-6	215	St. Johns/USA	1
3	Mike Miller	G	6-8	218	Florida/USA	16
0	Emmanuel Mudiay	G	6-5	200	Guangdong Southern/DR Congo	1
27	Jamal Murray	G	6-4	207	Kentucky/Canada	R
1	Jameer Nelson	G	6-0	190	Saint Joseph's/USA	12
23	Jusuf Nurkic	C	7-0	280	Cedevita Zagreb/Bosnia Herzegovina	2
9	JaKarr Sampson	F	6-9	214	St. Johns/USA	2
12	Jarnell Stokes	F	6-9	263	Tennessee/USA	2
6	Axel Toupane	F	6-7	210	Strasbourg/France	1
10	Nate Wolters	G	6-4	190	South Dakota St./USA	2

Head Coach: Michael Malone (Loyola-MD)

Assistant Coaches: Wes Unseld Jr. (Johns Hopkins), Micah Nori (Indiana),
Jordi Fernandez (Inefc Lleida), Ryan Bowen (Iowa),
Chris Finch (Franklin & Marshall)

Player Development: John Beckett (Eckerd College), Stephen Graham
(Oklahoma State), Ognjen Stojakovic

Head Video Coordinator: Travess Armenta (Northern Colorado)

Assistant Video Coordinator: Tommy Massimino Jr. (Villanova)

Video Associate: Andrew Munson (Iowa)

Head Athletic Trainer: Dan Shimensky (Utah)

Dir. Performance/Assistant Coach/Strength & Conditioning: Steve Hess (Ithaca)

Associate Head Strength and Conditioning Coach: Felipe Eichenberger (N.W. Oklahoma State University)

Asst. Athletic Trainer/Asst. Strength & Conditioning Coach: Jason Miller (Iowa)

Physical Therapist: Steve Short (Dayton)

Massage Therapist: Kelsey Clemens (Northern Iowa)

PRONUNCIATION GUIDE

Darrell Arthur (Duh-REL)

Kenneth Faried (fa-REED)

Danilo Gallinari (Da-KNEE-lo Gal-in-ARE-ee)

Juancho Hernangomez (hair-NAHN-gomez)

Nikola Jokic (KNEE-coe-lah yo-kitch)

Jusuf Nurkic (you-SOOF nur-KITCH)

Axel Toupane (tu-PON)

HOW THE ROSTER WAS BUILT - DRAFTED (6)

Malik Beasley: 2016 NBA Draft, First Round, No. 19 overall.

Juancho Hernangomez: 2016 NBA Draft, No. 15 overall.

Emmanuel Mudiay: 2015 NBA Draft, First Round, No. 7 overall.

Kenneth Faried: 2011 NBA Draft, First Round, No. 22 overall.

Nikola Jokic: 2014 NBA Draft, Second Round, No. 41 overall.

Jamal Murray: 2016 NBA Draft, First Round, No. 7 overall.

HOW THE ROSTER WAS BUILT - BY TRADE (7)

Darrell Arthur: From Memphis, along with Jeffery Lauvergne in exchange for Kosta Koufos on June 27, 2013.

Will Barton: From Portland, along with Thomas Robinson and Victor Claver, in exchange for Arron Afflalo and Alonzo Gee on Feb. 19, 2015.

Wilson Chandler: From New York, along with multiple other players and future 1st and 2nd round picks, in exchange for Carmelo Anthony, Chauncey Billups, Anthony Carter, Renaldo Balkman, and Sheldon Williams, in a trade involving Denver, New York, and Minnesota on February 22nd, 2011.

Danilo Gallinari: From New York in a 3-team trade (Minnesota) on Feb. 22, 2011. (See Chandler for details).

Gary Harris: From Chicago, along with Jusuf Nurkic, in exchange for Doug McDermott and Anthony Randolph on June 26, 2014.

Jameer Nelson: From Boston, in exchange for Nate Robinson on Jan. 13, 2015.

Jusuf Nurkic: From Chicago, along with Gary Harris, in exchange for Doug McDermott and Anthony Randolph on June 26, 2014.

HOW THE ROSTER WAS BUILT - FREE AGENTS (7)

Robbie Hummel: Signed on Sept. 7, 2016

D.J. Kennedy: Signed on Aug. 16, 2016

Mike Miller: Signed on Jul. 20, 2016

JaKarr Sampson: Signed on Feb. 22, 2016

Jarnell Stokes: Signed on Sept. 7, 2016

Axel Toupane: Signed on Mar. 3, 2016

Nate Wolters: Signed on Sept. 12, 2016

REGULAR SEASON CAREER HIGHS



PLAYER	MIN	FGM	FGA	3FGM	3FGA	FTM	FTA	REBS	ASTS	STLS	BS	PTS
DARRELL ARTHUR	37 1/28/09 @ OKC	10 3/31/16 @ NOP	19 3/1/11 VS. SA	4 (3) 3/31/16 @ NOP	9 12/13/14 @ HOU	9 3/9/11 VS. NY	10 2/13/11 VS. DEN	15 10/29/08 @ HOU	6 12/7/14 @ ATL	4 (4) 1/23/16 VS. DET	5 3/18/09 VS. DEN	24 (2) 3/31/16 @ NOP
WILL BARTON	50 1/2/16 @ GSW	12 (2) 12/30/15 @ POR	25 (2) 1/2/16 @ GSW	7 12/20/15 VS. NOP	11 12/20/15 VS. NOP	9 3/30/16 @ MEM	12 3/30/16 @ MEM	13 (2) 1/2/16 @ GSW	7 1/2/16 @ GSW	4 12/8/15 VS. ORL	2(7) 4/10/16 VS. UTA	32 12/20/15 VS. NOP
MALIK BEASLEY	N/A	N/A	N/A	N/A	N/A	N/A	N/A	N/A	N/A	N/A	N/A	N/A
WILSON CHANDLER	49 (2) 4/10/15 VS. DAL	15 2/9/10 VS. SAC	23 (4) 4/13/15 @ LAC	6 (3) 3/1/13 VS. OKC	12 1/16/09 @ WAS	11 1/4/09 VS. BOS	12 1/4/09 VS. BOS	17 1/1/10 @ ATL	7 11/12/10 @ MIN	4 3/7/15 VS. HOU	6 3/23/11 VS. SA	35 (3) 3/18/13 @ CHI
KENNETH FARIED	48 11/10/12 @ GSW	14(2) 4/2/14 VS. NOP	20 (2) 12/27/15 @ OKC	1 (2) 4/13/16 @ POR	2 3/15/15 @ NOP	9 (2) 4/8/15 VS. LAL	15 12/11/15 VS. MIN	12 12/26/14 VS. MIN	5 4/12/14 VS. UTA	4(4) 3/20/15 @ MIA	5 11/29/12 @ GSW	34 4/2/14 VS. NOP
DANILO GALLINARI	52 (2) 1/21/12 @ NYK	15 4/10/15 VS. DAL	23(2) 4/10/15 VS. DAL	8 10/31/09 VS. PHI	16 10/31/09 VS. PHI	18 1/21/12 @ NYK	20 1/21/12 @ NYK	18 11/24/15 VS. LAC	8 (3) 11/17/15 @ NOP	5 1/1/12 VS. LAL	4 (2) 1/30/13 VS. HOU	47 4/10/15 VS. DAL
JUANCHO HERNANGOMEZ	N/A	N/A	N/A	N/A	N/A	N/A	N/A	N/A	N/A	N/A	N/A	N/A
ROBBIE HUMMEL	43 1/17/15 @ DEN	6 (2) 1/17/15 @ DEN	12 1/17/15 @ DEN	3 3/31/14 VS. LAC	8 11/22/13 VS. BKN	4 4/5/14 @ ORL	4 (2) 11/24/14 @ SAS	13 1/17/15 @ DEN	3 (3) 12/27/14 @ GSW	2 (5) 1/23/15 @ NOP	2 11/22/14 VS. SAC	15 1/17/15 @ DEN
GARY HARRIS	46 2/26/16 @ DAL	9 12/22/15 VS. LAL	15 (5) 4/13/16 @ POR	4 (2) 4/2/16 @ SAC	9 2/26/16 @ DAL	6 1/27/16 @ BOS	6 (3) 3/14/16 @ MIA	7(3) 1/27/16 @ BOS	5 (5) 4/5/16 VS. OKC	5 1/23/16 VS. DET	5 4/2/16 VS. SAC	21 (3) 3/4/16 VS. BKN
NIKOLA JOKIC	36 4/10/16 VS. UTA	12 2/1/16 VS. TOR	20 3/8/16 VS. NYK	2 2/5/16 VS. CHI	4 2/24/16 @ LAC	8 (2) 3/23/16 VS. PHI	12 3/23/16 VS. PHI	15 4/8/16 VS. SAS	9 1/10/16 VS. CHA	5 1/30/16 AT IND	3 (3) 3/10/16 VS. PHX	27 2/1/16 VS. TOR
D.J. KENNEDY	31 4/25/12 VS. WAS	5 4/25/12 VS. WAS	6 (2) 4/26/12 @ CHI	2 4/25/12 VS. WAS	2 (2) 4/26/12 @ CHI	N/A	2 4/25/12 VS. WAS	6 4/25/12 VS. WAS	3 4/25/12 VS. WAS	2 4/25/12 VS. WAS	N/A	12 4/25/12 VS. WAS
MIKE MILLER	52 (2) 12/18/06 VS. SEA	16 2/21/07 @ GS	27 2/21/07 @ GS	9 (2) 2/21/07 @ GS	17 2/21/07 @ GS	12 1/6/08 VS. MIA	13 1/6/08 VS. MIA	19 11/24/02 VS. MIA	14 (2) 1/5/07 VS. BOS	4 (3) 1/9/07 VS. LAL	3 (2) 3/25/09 @ PHI	45 2/21/07 @ GS
EMMANUEL MUDIAY	42 3/23/16 VS. PHI	13 3/10/16 VS. PHX	23 (2) 4/13/16 @ POR	4 3/10/16 VS. PHX	7(4) 3/30/16 @ MEM	6 3/4/16 VS. BKN	11 2/5/16 VS. CHI	11 3/23/16 VS. PHI	11 (2) 11/13/15 VS. HOU	4 11/6/15 @ GSW	2 (7) 3/6/16 VS. DAL	30 3/10/16 VS. PHX
JAMAL MURRAY	N/A	N/A	N/A	N/A	N/A	N/A	N/A	N/A	N/A	N/A	N/A	N/A
JAMEER NELSON	54 1/15/14 VS. CHI	13 (2) 1/15/14 VS. CHI	30 1/15/14 VS. CHI	6 1/2/13 VS. CHI	13 1/15/14 VS. CHI	12 1/11/06 @ SEA	14 1/11/06 @ SEA	10 11/12/08 VS. OKC	15 2/10/13 VS. POR	7 1/22/05 VS. PHI	2(3) 2/8/13 VS. CLE	32 (3) 1/2/13 VS. CHI
JUSUF NURKIC	39 4/13/16 @ POR	10 4/8/16 VS. SAS	18 4/8/16 VS. SAS	N/A	1 (5) 3/25/16 @ LAL	7 3/12/16 VS. WAS	9 (2) 3/12/16 VS. WAS	15 2/20/15 @ MIL	5 3/25/16 @ LAL	5 4/13/16 @ POR	5 (2) 1/6/16 @ MIN	21 4/8/16 @ LAC
JAKARR SAMPSON	35 4/15/15 VS. MIA	8 4/15/15 VS. MIA	15 4/15/15 VS. MIA	2 (6) 3/30/15 VS. LAL	5 (2) 4/15/15 VS. MIA	6 (3) 12/26/15 @ PHX	8 (2) 12/26/13 @ PHX	1/28/15 VS. DET	4/15/15 VS. MIA	3 (3) 4/15/15 VS. MIA	4 3/31/16 @ NOP	22 4/15/15 VS. MIA
JARNELL STOKES	22 3/12/15 @ WAS	5 12/3/14 @ HOU	7 12/3/14 @ HOU	N/A	N/A	5 12/3/14 @ HOU	7 12/3/14 @ HOU	8 3/12/15 @ WAS	1 (5) 2/2/16 @ HOU	3 3/12/15 @ WAS	3 12/3/14 @ HOU	13 3/12/15 @ WAS
AXEL TOUPANE	25 3/27/16 @ LAC	4 (2) 4/5/16 VS. OKC	8 4/5/16 VS. OKC	2 (4) 4/5/16 VS. OKC	4 (3) 3/25/16 @ LAL	5 4/2/16 VS. SAC	6 4/2/16 VAS. SAC	3 (4) 4/10/16 VS. UTA	2 (3) 10/3/16 VS. OKC	3 3/12/16 VS. WAS	2 3/12/16 VS. WAS	14 4/2/16 VS. SAC
NATE WOLTERS	41 1/31/14 @ ORL	9 2/8/14 VS. HOU	15 (2) 2/8/14 VS. HOU	2 (4) 3/15/14 @ NYK	4 10/30/13 @ NYK	5 (2) 1/29/14 VS. PHX	5 (4) 1/29/14 VS. PHX	8 11/6/13 VS. CLE	10 11/2/13 VS. TOR	3 (2) 12/21/13 VS. PHI	2 (2) 2/12/14 VS. NOP	19 2/8/14 VS. HOU
NUGGETS	3 OT (5) 2/10/13 @ BOS	68 12/13/83 VS. DET	130 11/2/90 VS. GSW	19 4/9/11 VS. MIN	51 (2) 10/29/83 @ SD	65 4/10/77 @ NO	73 1/5/91 VS. PHI	52 4/21/89 @ GSW	20 (7) 3/18/89 VS. MIA	5 3/18/89 VS. SEA	19 11/24/87 VS. NJ	184 12/13/83 VS. DET
OPPONENTS	3 OT (5) 2/10/13 @ BOS	74 12/13/83 VS. DET	136 12/13/83 VS. DET	20 (2) 1/11/12 VS. NJN	37 2/29/96 VS. DAL	49 3/21/91 @ GS	66 12/23/83 @ UTA	75 (2) 11/28/86 @ IND	52 3/18/83 @ SEA	22 3/20/97 VS. SEA	22 12/12/91 @ NJ	186 12/13/83 VS. DET

NUMBER IN PARENTHESIS INDICATES HOW MANY TIMES THAT MARK HAS BEEN ACHIEVED





DARRELL ARTHUR

2015-16 STATS:

PPG.....7.5

RPG.....4.2

MPG.....21.7

ABOUT ME:

Position: Forward

Height/Weight: 6'9"/225

Date of Birth: 3/25/88

College: Kansas

Pro Experience: 7 years

2015-16

PPG: 7.5	RPG: 4.2	APG: 1.4	MPG: 21.7
10+PTS: 22	20+ PTS: 2	10+RBS: 2	10/10: 2


Appeared in 70 games (16 starts) averaging 7.5 points, 4.2 rebounds and 1.4 assists in 21.7 minutes ... Tied a career-high with 24 points (10-15 FG's) and pulled down nine rebounds at NOP on 3/31 ... Posted 13 points, six rebounds, three assists and two steals at CHA on 3/19 ... Registered 17 points (6-12 FG's) and five boards in 29 minutes vs. WAS on 3/12 ... Recorded 13 points (5-9 FG's) and eight rebounds in 30 minutes at DAL on 2/26 ... Posted 14 points going 4-4 from downtown, five rebounds and four assists vs. SAC on 2/23 ... Registered 18 points (8-11 FG's) and a season-high 11 rebounds in 26 minutes vs. GSW on 1/13 ... Tallied 12 points on 6-9 shooting and four rebounds at GSW on 1/2 ... Posted 19 points (9-14 FG's), along with a season-high 10 rebounds and three assists at PHX on 12/23 ... Registered 19 points (8-14 FG's, 3-3 3FG's) six rebounds, two assists, two steals and two blocks at TOR on 12/3 ... Posted 13 points, going 6-10 from the field along with two rebounds in 19 minutes at CHI on 12/2 ... Had 16 points on 8-13 shooting and five rebounds in 32 minutes at DAL on 11/28 ... Recorded 11 points along with five rebounds in 30 minutes vs. LAC on 11/25 ... Posted a season-high and team-high 21 points on 9-12 shooting and grabbed eight rebounds in his first start of the season vs. GSW on 11/22 ... Missed one game due to a sinus infection on 11/17 at NOP ... Missed two games between 12/11-12/14 with right knee soreness and three games with left knee soreness ... Missed five games from 2/3-2/10 with left quad soreness ... Sat out against SA on 4/8 due to personal reasons.

CAREER

NBA: Holds career averages of 6.7 points, 3.7 rebounds and 0.8 assists in 18.4 minutes in 443 games (97 starts) with Memphis and Denver ... Recorded nine career double-doubles ... **2014-15 (Denver):** Appeared in 58 games (four starts) averaging 6.6 points, 2.9 rebounds and 1.0 assists in 17.0 minutes ... In his second start of the season, scored 10 points and had seven rebounds vs. BKN on 2/23 ... Recorded 15 points on 6-10 shooting and had five rebounds at LAL on 2/10 ... Tallied 12 points, nine rebounds and five assists vs. HOU on 12/17 ... Recorded a season-high 20 points (7-14 FG's, 4-9 3FG's) along with six rebounds at HOU on 12/13 ... Had 12 points and 13 rebounds off the bench in 24 minutes at TOR on 12/8 ... Posted 12 points (4-7 FG's) and had two steals in 17 minutes at UTA on 12/1 ... Recorded a double-double with 13 points and 11 rebounds at CLE on 11/17 ... Had 10 points and five rebounds off the bench in 21 min at NYK on 11/16 ... Registered 11 points on 4-7 shooting in 17 minutes at SAC on 11/5 ... Posted 10 points and grabbed six rebounds off the bench in 16 minutes vs. SAC on 11/3 ... Missed 12 games including the final 11 of the season due to a right soleus strain ... Missed one game due to rest on 3/15 at NOP ... Missed two games from 2/27-3/1 due to a right calf strain ... Missed on game due to illness on 1/31 vs. CHA ... Missed five games due to a left peroneal longus strain ... Had two DNP-CD's ... Missed one game on 11/9 at POR due to a suspension ... **2013-14 (Denver):** Appeared in 68 games (one start) holding averages of 5.9 points and 3.1 rebounds in 17.1 minutes ... Made a career-high 24 3FG's shooting 37.5% from downtown ... Recorded 15 points on 3-4 3FG's vs. WAS on 3/23 ... Registered a season-high 18 points on 7-11 FG's at MIA on 3/14 ... Recorded 14 points (5-6 FG's) at ORL on 3/12 ... Posted 12 points and five rebounds at POR on 3/1 ... Registered 13 points and four rebounds vs. MIA on 12/30 ... Recorded 10 points and six rebounds vs. PHX on 12/20 ... Tallied nine points, four rebounds and two blocks vs. UTA on 12/13 ... Had 10 points (4-5 FG's) and five rebounds at BKN on 12/3 ... Registered 14 points on a perfect 7-7 FG's and also three steals at TOR on 12/1 ... Missed two games on 12/27 and 12/28 due to a right quadriceps contusion ... Did not appear in 10 games due to a left hip strain from 1/13-1/26 and then again from 2/23-2/27 ... Missed the final two games of the regular season due to a left knee sprain ... **2012-13 (Memphis):** Returned from a torn right Achilles tendon that cost him the entire 2011-12 season to average 6.1 points and 2.9 rebounds on 451 shooting in 16.4 minutes in 59 games (three starts) ... Scored 10-plus points 11 times and 20-plus points once ... As a starter, averaged 10.3 points and 4.3 rebounds on .500 shooting in 19.1 minutes ... Scored a season-high 20 points and tied season bests with nine rebounds and three assists on 1/23 vs. LA Lakers ... Grabbed nine rebounds on 1/12 at Dallas ... Totaled 18 points and seven rebounds in a season-high 29 minutes 3/23 vs. Boston ... Knocked down his first two career 3-pointers on 1/2 at Boston and shot 5-of-18 from 3-point range this season (2/78) ... Previously shot 0-of-9 from long-range in his first three NBA seasons ... Scored 11 points on 11/30 vs. Detroit, his first game scoring in double figures since March 30, 2011 vs. Golden State ... Drained his only shot attempt in his season debut 11/23 vs. LA Lakers ... Missed two games from Oct. 31-Nov. 2 due to a non-displaced fracture of his left fibula ... Missed one game on 11/15 due to a mild concussion ... Missed two games from March 6-8 due to neck and back soreness ... DNP (Coach's Decision) 18 games. **2011-12 (Memphis):** Missed the entire season due to a torn right Achilles tendon.

DARRELL ARTHUR 00

DARRELL ARTHUR 00





2010-11 (Memphis): Posted career-highs in scoring (9.1 points), field goal percentage (.497), blocks (0.79) and minutes (20.1) while also averaging 4.3 rebounds in 80 games (nine starts) ... Recorded the nine highest-scoring games of his career, including a career-high 24-point performance on Feb. 13, 2011, vs. Denver. **2009-10 (Memphis):** After missing the first 50 games of the season due to right pectoral surgery, returned to average 4.5 points and 3.2 rebounds in 32 games. **2008-09 (Memphis):** Ranked in the top 10 among NBA rookies in rebounds (4.6, 8th), blocks (0.68, 7th) and steals (0.68, 10th) ... Registered 5.6 points in 19.3 minutes in 76 games (64 starts) ... Blocked a career-high five shots on March 18, 2009 vs. Denver ... Notched a double-double (11 points, 15 rebounds) off the bench in his NBA debut on Oct. 29, 2008 at Houston, breaking the franchise record for most rebounds in a Grizzlies debut (Benoit Benjamin, 13).

PLAYOFFS

Owns career postseason averages of 5.4 points, 2.4 rebounds in 28 games. **2013 (Memphis):** Appeared in all 15 playoff games as Memphis advanced to the Western Conference finals ... Averaged 3.9 points and 2.5 rebounds in 11.7 minutes ... Scored nine points on 4-of-5 shooting in Game 2 of first round vs. LA Clippers on 4/22/12. **2011 (Memphis):** Averaged 7.1 points and 2.2 rebounds in 15.5 minutes in 13 games, helping Memphis advance to the Western Conference semifinals for the first time in team history ... Scored a playoff career-high 14 points in Game 4 of the first round vs. San Antonio on 4/25/11.

CAREER TRANSACTIONS

Drafted by the New Orleans Hornets in the first round (27th overall) of the 2008 NBA Draft ... Draft rights traded by New Orleans to the Portland Trail Blazers for cash considerations on 6/26/08 ... Draft rights traded from Portland to the Memphis Grizzlies as part of three-team trade with Houston Rockets on 6/26/08. Memphis sent draft rights to Donte Green (28th overall)

and a future second-round pick to Houston. The Rockets traded draft rights to Nicolas Batum (25th overall) to Portland and received the draft rights to Joey Dorsey (33rd overall) ... Re-signed with Memphis on 7/13/12 ... Traded to Denver, along with the draft rights to Joffrey Lauvergne, for Kosta Koufos on 6/27/13 ... Signed contract extension with Denver on 8/7/15 ... Signed a new three year contract with Denver on 7/8/16.

COLLEGE

Averaged 11.3 points and 5.5 rebounds in two seasons at the University of Kansas ... Named First Team All-Big 12 as a sophomore, tying for second on the team in scoring (12.8 ppg) and ranking second in rebounding (6.3) for the 2008 NCAA champion Jayhawks ... Scored 20 points and grabbed 10 rebounds in the 2008 NCAA title game vs. Memphis.

PERSONAL

Full name is Darrell Antwonnie Arthur ... Mother is Sandra Arthur ... Attended South Oak Cliff High School and led them to back-to-back Texas 4A state championships in 2005 and 2006, winning the tournament's MVP both times ... Named the Dallas Morning News Player of the Year in 2006 and co-Mr. Basketball by Texas Association of Basketball Coaches (TABC) in 2006 ... Named the 4A Player of the Year by the TABC in 2005 and 2006 ... Nickname is "Shady" ... Was the first Kansas Jayhawk to don 00 since Greg Ostertag ... After being selected in the 2008 NBA Draft, gained nearly 20 pounds of muscle before training camp ... Joined fellow Jayhawks Xavier Henry and Josh Selby in Kansas University's "Legends of the Phog" alumni exhibition game on Sept. 24, 2011 at Allen Fieldhouse ... Played alongside his cousin, Quinton Ross, with the Grizzlies during the 2008-09 season ... As part of the Grizzlies' "Get Fit" initiative promoting health and well-being, hosted fitness assemblies at five different elementary schools in the Memphis area during the 2008-09 season.

DARRELL ARTHUR 00

CAREER STATISTICS

NBA REGULAR SEASON

	-Field Goals-					-Free Throws-			-Rebounds-					-Averages-							
YEAR\TEAM	GP	MIN	FGM	FGA	PCT	FTM	FTA	PCT	OFF	DEF	TOT	AST	PF	DQ	STL	TO	BS	PTS	RPG	APG	PPG
08-09 \ MEM	76	1464	191	436	.438	40	60	.667	108	238	346	43	206	1	52	47	52	422	4.6	0.6	5.6
09-10 \ MEM	32	457	63	147	.432	17	30	.567	37	73	110	15	60	0	14	22	14	143	3.4	0.5	4.5
10-11 \ MEM	80	1609	310	624	.497	109	134	.813	115	227	342	53	228	4	52	88	63	729	4.3	0.7	9.1
11-12 \ MEM	DID NOT PLAY - TORN RIGHT ACHILLES TENDON																				
12-13 \ MEM	59	970	162	359	.451	33	46	.717	68	101	169	33	126	1	24	43	33	362	2.9	0.6	6.1
13-14 \ DEN	68	1161	162	410	.395	53	62	.855	52	158	210	61	185	3	39	58	47	401	3.1	0.9	5.9
14-15 \ DEN	58	988	155	384	.404	46	59	.780	53	118	171	57	146	2	48	47	26	382	2.9	1.0	6.6
15-16 \ DEN	70	1516	221	489	.452	40	53	.755	86	207	293	96	185	1	53	66	48	527	4.2	1.4	7.5
TOTALS	443	8165	1264	2848	.444	338	444	.761	519	1122	1641	358	1136	12	282	371	283	2966	3.7	0.8	6.7
Three-Point Field Goals: '08-09, 0-2 (.000); '09-10, 0-1 (.000); '10-11, 0-6 (.000); '12-13, 5-18 (.278); '13-14, 24-64 (.375); '14-15, 26-110 (.236); '15-16, 45-117 (.385). Totals: 100-318 (.314).																					

NBA PLAYOFFS

	-Field Goals-					-Free Throws-			-Rebounds-					-Averages-							
YEAR/TEAM	GP	MIN	FGM	FGA	PCT	FTM	FTA	PCT	OFF	DEF	TOT	AST	PF	DQ	STL	TO	BS	PTS	RPG	APG	PPG
2011/MEM	13	201	39	85	.459	13	17	.765	14	15	29	7	30	0	7	12	12	92	2.2	0.5	7.1
2013/MEM	15	175	25	53	.472	8	9	.889	14	24	38	6	36	0	2	7	4	58	2.5	0.4	3.9
TOTALS	28	376	64	138	.464	21	26	.808	28	39	67	13	66	0	9	19	16	150	2.4	0.5	5.4
Three-Point Field Goals: 2011, 1-1 (1.000); 2013, 0-2 (.000). Totals: 1-3 (.333).																					

SEE PAGE 19 FOR CAREER-HIGH INFORMATION.



WILL BARTON

2015-16 STATS:

PPG.....14.4

RPG.....5.8

MPG.....28.7

ABOUT ME:

Position: Guard

Height/Weight: 6'6"/175


Date of Birth: 1/6/91

College: Memphis

Pro Experience: 4 years

WILL BARTON 5

WILL BARTON 5



2015-16

PPG: 14.4	RPG: 5.8	APG: 2.5	MPG: 28.7
10+PTS: 60	20+ PTS: 20	10+RBS: 6	10/10: 6

Appeared in 82 games (1 start) averaging 14.4 points, 5.8 rebounds and 2.5 assists in 28.7 minutes ... Posted 23 points (5-9 3FG's), eight rebounds and two assists in 32 minutes vs. DAL on 3/28 ... Recorded 27 points going 9-12 from the field, four rebounds and two steals in 26 minutes at CLE on 3/21 ... Had 14 points and 10 rebounds in 30 minutes vs. WAS on 3/12 ... Posted 20 points to go along with eight rebounds in 30 minutes vs. DAL on 3/6 ... Tallied 22 points, nine rebounds and three assists in 43 minutes at DAL on 2/26 ... Posted 20 points (15 in the fourth quarter) along with five rebounds at DET on 2/10 ... Recorded 19 points, 11 rebounds and five assists in 29 minutes at NYK on 2/7 ... Had a double-double with 10 points and 10 rebounds in 24 minutes at UTA on 2/3 ... Registered 20 points, seven rebounds and three assists in 33 minutes vs. TOR on 2/1 ... Had 21 points going 8-9 from the FT line and grabbed eight rebounds vs. ATL on 1/25 ... Posted 21 points, six rebounds and three assists vs. IND on 1/18 ... Had 21 points, tied a career-high with 13 rebounds and set a career-high with seven assists at GSW on 1/2 ... Registered 31 points (12-22 FG's), five rebounds and four assists at POR on 12/30 ... Recorded 29 points on 11-20 shooting to go along with seven rebounds vs. CLE on 12/29 ... Posted 25 points (23 in the first half), eight rebounds and two assists vs. LAL on 12/22 ... Tallied a career-high 32 points (7-11 3FG) and added 10 rebounds and six assists vs. NOP on 12/20 ... Registered 23 points on 8-18 shooting along with nine rebounds and three assists vs. HOU on 12/14 ... Had 23 points, four rebounds and a career-high four steals vs. ORL on 12/8 ... Posted 22 points on 6-13 shooting, four rebounds and four assists at TOR on 12/3 ... Had 19 points and pulled down 12 rebounds in 37 minutes at PHX on 11/14 ... Recorded 26 points on 8-14 shooting including going 4-5 from three point range vs. HOU on 11/13 ... Posted 19 points, eight rebounds, five assists and two steals in his first start of the season at GSW on 11/6.

CAREER

NBA: Has career averages of 8.0 points, 3.4 rebounds and 1.5 assists in 254 games (six starts) ... **2014-15 (Denver):** Acquired via trade from Portland on 2/19 ... Played in a total of 28 games for Denver, holding averages of 11.0 points, 4.6 rebounds and 1.9 assists in 24.4 minutes ... Tallied 16 points, four rebounds and three assists at GSW on 4/15 ... Had 12 points (6-8FG's) and seven rebounds against his former team Portland on 3/28 ... Posted a career-high 25 points going 10-16 from the field, while also pulling down nine rebounds in a season-high 47 minutes at NOP on 3/15 ... Had 16 points, six rebounds and a season-high five assists vs. ATL on 3/11 ... Recorded 17 points going 5-5 from the FT line in 27 minutes off the bench vs. NYK on 3/9 ... Posted his first double-double on the season with 16 points and 10 rebounds vs. NOP on 3/1 ... Tied a season-high with 22 points, going 8-15 from the field and 5-6 from the FT line vs. UTA on 2/27 ... Recorded 22 points on 6-9 shooting and 7-8 FT's and eight rebounds in 34 minutes vs. PHX on 2/26 ... Posted 15 points on 5-11 shooting in 21 minutes vs. BKN on 2/24 ... Averaged 3.0 points, 1.1 rebounds, 0.9 assists and 10.0 minutes in 30 games with Portland ... Has seen 10+ minutes of action in 16 contests ... Scored a season-high eight points on 4-of-7 shooting against Brooklyn on Nov. 15 ... Shot 6-of-7 and averaged 4.3 points per game in three games from Nov. 21 through Nov. 28 ... Grabbed a season-high four rebounds in consecutive games on Jan. 24 vs. Washington and Jan. 28 at Cleveland ... Dished out a season-high three assists twice (11/6, 12/28) and swiped three steals at Houston on Dec. 22 ... **2013-14 (Portland):** Averaged 4.0 points, 1.8 rebounds, 0.8 assists and 9.4 minutes in 41 games ... Played in the final 17 games of the season ... Scored a career-best 23 points and added 10 rebounds for his third career double-double against the L.A. Clippers on April 16 ... Finished with seven points, nine rebounds and four assists at Orlando on March 25 ... Recorded his first double-double of the season and the second of his career vs. Brooklyn, notching 20 points (8-13 FG, 4-4 FT), 11 rebounds and four assists ... Posted 10 points (4-5 FG) and three rebounds against Charlotte on Jan. 2 ... **2012-13 (Portland):** Averaged 4.0 points, 2.0 rebounds, 0.8 assists, 0.47 steals and 12.2 minutes in 73 games (five starts) ... Started the final five games of the season and averaged 15.2 points, 6.0 rebounds, 3.2 assists, 1.40 steals and 37.8 minutes in those contests ... Against Dallas on April 7, scored a season-high 22 points (7-11 FG) and set career bests with 13 rebounds and six assists ... Became the first NBA reserve to record 22 points, 13 rebounds, six assists and three steals in a game since Cliff Robinson on Jan. 20, 1993, and the first rookie with that stat line since Grant Hill on March 25, 1995 ... Led the team in scoring in three of the final six games of the season ... Also led the squad in rebounding four times and assists twice ... Scored in double figures in two straight games in December, scoring 14 points (6-9 FG) against Sacramento on Dec. 26 and 11 points (5-10 FG) at the L.A. Lakers on Dec. 28 ... Finished with 18 points and seven rebounds against Oklahoma City on April 12 ... Netted 17 points (5-8 FG) and added nine rebounds and five assists April 14 at Denver ... Notched 17 points (8-14 FG), six rebounds, five assists



and three steals April 16 at the L.A. Clippers ... Scored 15 points to add to seven rebounds and four assists April 17 vs. Golden State ... Played in four games (all starts) with the Idaho Stampede of the NBA D-League from Dec. 7-8 and Jan. 7-8, where he averaged 16.8 points, 5.3 rebounds, 3.0 assists, 1.00 steal and 37.8 minutes.

PLAYOFFS

2014 (Portland): Played in seven games, including all five contests in Portland's Conference Semifinal series vs. San Antonio ... Posted postseason averages of 6.4 points (50.0% FG), 1.9 rebounds and 11.6 minutes ... Led all reserves with 9.0 points per game in the San Antonio series ... His 54.5% (6-for-11) 3-point field goal percentage is tied for sixth-best among Portland's all-time postseason averages ... His 60.0% (6-for-10) mark in the San Antonio series is tied for third-best among series averages in franchise history/5/10 ... Grabbed 10+ rebounds four times, including a playoff-high 15 to go with 12 points in GM 3 vs. LAL on 5/4.

CAREER TRANSACTIONS

Selected by the Portland Trail Blazers out of Memphis with the 40th overall selection in the 2012 NBA Draft ... Traded from Portland along with Thomas Robinson and Victor Claver to Denver in exchange for Arron Afflalo and Alonzo Gee on 2/19/15 ... Signed contract extension with Denver on 8/7/15.

COLLEGE

In two seasons with Memphis, averaged 15.2 points (47.1% FG), 6.5 rebounds, 2.9 assists, 1.49 steals and 32.9 minutes in 70 games ... Received a total of six postseason honors, including CBSSports.com All-America

Third Team, National Association of Basketball Coaches (NABC) All-District 11 First Team, United States Basketball Writers Association (USBWA) All-District 4 Team, Conference USA Player of the Year, All-Conference USA First Team and C-USA All-Tournament Team ... Named to the 2011-12 John Wooden Award preseason watch list ... Earned Conference USA Commissioner's Honor Roll distinction in 2011 ... A 2011 collegeinsider.com National All-Freshman Team member ... Named to the 2011 National Association of Basketball Coaches (NABC) All-District 11 Second Team and the 2011 All-Conference USA Third Team ... Also a member of the 2011 Conference USA All-Freshman Team ... **2011-12:** Had one of the most prolific sophomore seasons in school history, leading the Tigers in scoring (18.0) and rebounding (8.0) ... Netted 631 points his sophomore campaign, the most points scored by a Tiger in a second year in school history ... Finished his career with 1,062 points, moving up to the No. 39 spot on the Memphis all-time scoring ... **2010-11:** Appeared in all 35 games and made 25 starts ... Played a team-high 1,070 minutes ... Averaged 12.3 points, 4.9 rebounds and 2.8 assists ... Led the team in scoring 10 times and rebounding 10 times ... Netted double figures in 23 games, including 10 straight contests from Jan. 15-Feb. 16 ... Shot 42.8 percent from the floor, 26.5 percent from the 3-point line and 69.9 percent from the charity stripe.

PERSONAL

Son of Karen Bush ... Helped present awards and participated in a mock press conference with students at Roosevelt High School in February 2013 ... Assisted with drills at the Trail Blazers 2013 Spring Break Hoops Camp ... Posted averages of 14.4 points, 6.4 rebounds and 3.0 assists in five games (four starts) at the 2014 NBA Summer League ... Played in four 2013 NBA Summer League games (all starts) for the Trail Blazers, averaging 14.5 points, 6.5 rebounds and 2.5 assists ... Appeared in all five games (four starts) for Portland's 2012 NBA Summer League team, averaging 15.0 points (third on team), 4.4 rebounds and 2.2 assists ... Attended Memphis with brother, Antonio, who averaged 8.2 points per game for the Tigers during his sophomore season in 2011-12.

WILL BARTON 5

CAREER STATISTICS

NBA REGULAR SEASON

		-Field Goals-				-Free Throws-			-Rebounds-					-Averages-							
YEAR/TEAM	GP	MIN	FGM	FGA	PCT	FTM	FTA	PCT	OFF	DEF	TOT	AST	PF	DQ	STL	TO	BS	PTS	RPG	APG	PPG
12-13 \ POR	73	894	118	309	.382	50	65	.769	36	109	145	58	56	0	34	60	9	295	2.0	0.8	4.0
13-14 \ POR	41	387	65	156	.417	26	32	.813	16	58	74	33	31	0	9	18	7	166	1.8	0.8	4.0
14-15 \ POR-DEN	58	983	150	353	.425	74	94	.787	3	136	162	81	70	0	48	61	19	397	2.8	1.4	6.8
15-16 \ DEN	82	2353	425	983	.432	216	268	.806	59	417	476	203	147	0	71	139	39	1178	5.8	2.5	14.4
TOTALS	254	4618	758	1801	.421	366	459	.797	137	720	857	375	304	0	162	278	74	2036	3.4	1.5	8.0
Three-Point Field Goals	12-13: 9-65 (138); 13-14: 10-33 (303); 14-15: 23-85 (271); 15-16: 12-325 (345) Totals: 154-508 (3,003)																				

Three-Point Field Goals: '12-13, 9-65 (.138); '13-14, 10-33 (.303); '14-15, 23-85 (.271); '15-16, 112-325 (.345). **Totals:** 154-508 (.303).

NBA PLAYOFFS

	-Field Goals-					-Free Throws-			-Rebounds-					-Averages-									
YEAR/TEAM	GP	MIN	FGM	FGA	PCT	FTM	FTA	PCT	OFF	DEF	TOT	AST	PF	DQ	STL	TO	BS	PTS	RPG	APG	PPG		
2014 \ POR	7	81	17	34	.500	5	6	.833	5	7	12	3	7	0	1	6	2	45	1.7	0.4	6.4		
TOTALS	7	81	17	34	.500	5	6	.833	5	7	12	3	7	0	1	6	2	45	1.7	0.4	6.4		
Three-Point Field Goals: 6-11 (.545)																							

Three-Point Field Goals: 6-11 (.545).

SEE PAGE 19 FOR CAREER-HIGH INFORMATION.



MALIK BEASLEY

2015-16 STATS:

PPG15.6

RPG5.3

APG1.5

ABOUT ME:

Position: Guard

Height/Weight: 6'5"/196

Date of Birth: 11/26/96

College: Florida State

Pro Experience: Rookie

CAREER TRANSACTIONS

Selected by the Denver Nuggets in the first round (19th overall) in the 2016 NBA Draft.

COLLEGE

Earned All-ACC Freshman Team honors as a first-year player at Florida State ... Named ACC Rookie of the Week three times ... Became the first Florida State player in history to enter the NBA Draft after only one season of college basketball ... Averaged 15.6 points in 34 games while leading the Seminoles to the second round of the NIT ... The third highest scoring freshman in the ACC ... An All-ACC Freshman team selection by both the coaches and media ... Honorable Mention All-ACC by the coaches ... Ranked 15th among all ACC players in scoring, eighth in free throw percentage (81.3) and 10th in field goal percentage (47.1) ... Scored in double figures in 30 of his 34 games ... Finished second on the team in scoring with 529 points – the second highest single season point total by a freshman in Florida State history.

PERSONAL

Malik is the son of Michael and Deena Beasley ... Family is very important to Malik ... Education and receiving his degree from Florida State is very important to Malik and his parents ... Father played professional basketball in Chili, the Dominican Republic and Puerto Rico before Malik was born ... Chose Florida State over Maryland, St. John's, UCLA, UConn, VCU, Oregon, Wake Forest and Georgia ... As a junior in high school, averaged 19.1 points, 8.3 rebounds, 2.4 assists and 2.1 steals in leading St. Francis to the state championship.

CAREER STATISTICS

COLLEGIATE EXPERIENCE

YEAR\TEAM	G	MPG	FGM	FGA	PCT	FTM	FTA	PCT	RPG	APG	SPG	BPG	PTS	AVG
15-16\FLOIDA ST	34	29.8	185	393	.471	104	128	.813	5.3	1.5	0.9	0.2	529	15.6

Three-Point Field Goals: 55-for-142 (.387).

MALIK BEASLEY 25

MALIK
BEASLEY
25





MALIK BEASLEY 25



WILSON CHANDLER

2014-15 STATS:

PPG.....13.9

RPG.....5.3

APG.....1.7

ABOUT ME:

Position: Forward

Height/Weight: 6'8"/225

Date of Birth: 5/10/87

College: DePaul

Pro Experience: 8 years

WILSON CHANDLER 21

WILSON CHANDLER 21



2015-16

Missed the entire season due to a right hip labral tear/right hip arthroscopic surgery.

CAREER

NBA: Has played in 445 career games (343 starts) with Denver and New York, averaging 13.7 points, 5.3 rebounds and 1.8 assists in 31.1 minutes ... Has seven career 30+ scoring games and 25 career double-doubles ... Selected to the Sophomore squad in the 2009 T-Mobile Rookie Challenge at NBA All-Star Weekend in Phoenix (tallied six points and seven rebounds) ... **2014-15 (Denver):** Appeared in 78 games (75 starts) averaging 13.9 points, 6.1 rebounds and 1.7 assists in 31.7 minutes ... Recorded a season-high 32 points on 12-23 shooting including 6-10 3FG's in 35 minutes at LAC on 4/13 ... Posted 20 points and tied a season-high with 11 rebounds in 49 minutes vs. DAL on 4/10 ... Tallied 13 points, eight rebounds and five assists at POR on 3/31 ... Posted a double-double with 16 points and 11 rebounds in 40 minutes vs. PHI on 3/26 ... Had 23 points going 10-17 from the field in 31 minutes at HOU on 3/19 ... Registered a team-high 26 points on 11-15 shooting including going 4-5 from long distance vs. HOU on 3/7 ... Tallied 16 points on 7-13 shooting and had eight rebounds in 30 minutes at SAS on 3/6 ... Posted a double-double with 18 points and 10 rebounds at LAC on 1/26 ... Recorded 20 points to go along with nine rebounds vs. WAS on 1/25 ... Posted 15 points, 10 rebounds and six assists vs. DAL on 1/14 ... Registered 22 points on 8-16 shooting in 34 minutes at CHI on 1/1 ... Posted 20 points to go along with 10 rebounds (eight defensive) in 41 minutes vs. TOR on 12/28 ... Tallied 21 points along with four rebounds in 41 minutes vs. MIN on 12/26 ... Posted 29 points (12-22 FG's) along with 10 rebounds and two assists at ATL on 12/7 ... Recorded 20 points while also grabbing five rebounds in 25 minutes at WAS on 12/5 ... Had 18 points on 7-13 shooting and 10 rebounds in 33 minutes vs. POR on 12/2 ... Recorded 19 points on 7-12 shooting and grabbed seven rebounds at PHX on 11/26 ... Had 19 points (5-11 3FG's) to go along with eight rebounds at LAL on 11/23 ... Posted 18 points (7-11 FG's) and grabbed five rebounds vs. NOP on 11/21 ... Registered 21 points on 8-15 shooting and grabbed nine rebounds vs. OKC on 11/19 ... Tallied 14 points and 10 rebounds in 27 minutes vs. CLE on 11/8 ... Missed one game on 3/15 NOP due to rest ... Missed two games from 2/23-2/25 due to left adductor soreness ... Missed one game on 1/9 at SAC due to a right knee strain ... **2013-14 (Denver):** Appeared in 62 games (55 starts) registering 13.6 points, 4.7 rebounds and 1.8 assists in 31.1 minutes ... Tied a season-high 25 points and pulled down 10 rebounds vs. MIN on 3/3 ... Recorded 20 points on 6-10 shooting from three-point range at DET on 2/8 ... Posted 24 points on 11-19 FG's in 35 minutes vs. MIL on 2/5 ... Tallied 25 points (8-15 FG's) and six rebounds vs. IND on 1/25 ... Registered 23 points along with four rebounds and four assists vs. CLE on 1/17 ... Scored 22 points and grabbed six rebounds at GSW on 1/15 ... Recorded 22 points and nine rebounds in 37 minutes at NOP on 12/27 ... Posted 19 points (8-15 FG's) and six boards at LAC on 12/21 ... Had 19 points, five rebounds and three assists vs. NOP on 12/15 ... Recorded 17 points, seven rebounds and three assists vs. UTA on 12/13 ... Tallied 17 points (7-10 FG's) and eight rebounds at WAS on 12/9 ... Registered 13 points, eight rebounds and two blocks at CLE on 12/4 ... Posted 18 points (6-9 FG, 3-4 3FG), four rebounds and three assists vs. MIN on 11/15 ... Had 12 points (4-7 3FG) and five rebounds vs. LAL on 11/13 ... Missed six games from 10/30-11/11 due to a left hamstring strain ... Missed two games on 1/9 and 1/11 due to a left hip strain ... Missed one game on 2/27 due to a right knee sprain ... Did not play on 3/19 due to a left hip strain (rest) ... Missed 10 games from 3/23-4/10 due to a groin strain ... **2012-13 (Denver):** Appeared in 43 games (eight starts), averaging 13.0 points, 5.1 rebounds, 1.3 assists and 1.05 steals in 25.1 minutes ... Posted 21 points, six rebounds, four assists and two steals in 25 minutes vs. PHX on 4/17 ... Scored 21 points (3-5 3FG) in 29 minutes at MIL on 4/15 ... Had 18 points, nine rebounds and three steals in 34 minutes at DAL on 4/12 ... Led Denver with 29 points, eight boards, four assists and two steals in 41 minutes vs. SAS on 4/10 ... Had 21 points and six boards in 30 minutes vs. HOU on 4/6 ... Posted 15 points, five rebounds and three assists in 34 minutes at SAS on 3/27 ... Had career-high tying 35 points, nine boards, four assists and two steals in 39 minutes at CHI on 3/18 ... Scored 24 points (9-12 FG) in 25 minutes vs. NYK on 3/13 ... Tallied career-high tying 35 points (13-19 FG, 6-7 3FG) in 36 minutes vs. OKC on 3/1 ... Posted 23 points and four rebounds in 25 minutes on vs. LAL on 2/25 ... Scored 22 points in 28 minutes at WAS on 2/22 ... Posted season-high 24 points (8-9 FG, 5-5 3FG) in 19 minutes vs. CHI on 2/7 ... Grabbed season-high 10 boards to go with seven points and two blocks in 21 minutes vs. MIL on 2/5 ... Registered 20 points to go with six boards and three steals in 24 minutes at HOU on 1/23 ... Returned after missing past 30 games due to injury to post a season-high 14 points to go with six rebounds and a career-high tying three



steals in 21 minutes vs. GSW on 1/13 ... Missed 35 games due to hip injury, two games due to groin injury and two games due to left shoulder 1st degree AC separation. **2011-12 (Denver):** After returning from a stint in China, played in a total of eight games for the Nuggets (6 starts) and tallied 9.4 points, 5.1 rebounds and 2.1 assists in 26.9 minutes ... Scored six points in 19 minutes at CHA on 3/30 ... Had 13 points and eight boards in 33 minutes at TOR on 3/28 ... Tallied seven points, seven boards, four assists, two steals and two blocks in 35 minutes at CHI on 3/26 ... Posted 12 points, six boards and a season-high five assists at MIN on 3/25 ... Scored 13 points in 27 minutes at UTA on 3/23 ... Posted 11 points and 10 boards in 33 minutes vs. DET on 3/21 ... Had 13 points and four boards in 28 minutes vs. DAL on 3/19 ... Re-signed as restricted free agent with Denver on 3/18/12 ... Played in 7 games from 3/19 to 3/30 before playing in only one of the teams final 14 games due to a hip strain ... Has three career 30+ scoring games and eight career double-doubles ... Has increased scoring average over each NBA season ... Selected to the Sophomore squad in the 2009 T-Mobile Rookie Challenge at NBA All-Star Weekend in Phoenix (tallied six points and seven rebounds) ... **2011 (China):** Played for Zhejiang Guangsha in China for the Chinese Basketball Association, averaging 26.6 points and 11.6 rebounds in 32 games. **2010-11 (New York; Denver):** Appeared in 72 total games (49 starts), averaging 15.3 points, 5.7 rebounds, 1.7 assists and 1.31 blocks in 33.3 minutes ... Appeared in 21 games with Denver, averaging 12.5 points, 5.0 rebounds, and 1.6 assists in 30.6 minutes ... Recorded his highest scoring output as a Nugget in the season finale, with a 27 point performance on 10-20 shooting at Utah ... Rejected a career-high six blocks in 35 minutes vs. San Antonio on 3/23 ... Posted 16 points, a career-high-tying three steals (7th time), two assists and two blocks in 29 minutes vs. Charlotte on 3/2 ... Made his Nuggets debut vs. Boston on 2/24, pitching in 16 points (3-4 3FG) and five rebounds ... Acquired from New York on 2/22 as a part of an 13-player trade involving Denver, New York and Minnesota ... Appeared in 51 games (30 starts) with the Knicks this season, averaging 16.4 ppg, 5.9 rpg and 1.37 bpg ... Scored 20+ points 17 times and 30+ once as a Knick ... Recorded five double-doubles with New York, including two of the 20/10 variety ... Missed three games (1/28-2/11) with a left calf injury ... Scored a season-high 31 points (13-19 FG) vs. San Antonio on 1/4 ... Totaled 27 points on a season-high five 3FG makes (5-9) vs. Denver on 12/12 ... Dished out a career high seven assists to go along with five blocks at Minnesota on 1/12 ... Recorded 22 points and a season-high 16 rebounds vs. Portland on 10/30/10. **2009-10 (New York):** Averaged career-high 15.3 points (third on team), career-high-tying 5.4 rebounds and shot career-high .479 (412-860) over 35.7 minutes in 65 games (64 starts) ... Season Highs – Points: 35 (2/9 vs. Sacramento);

Assists: 6 (1/7 vs. Charlotte); Rebounds: 17 (1/1 at Atlanta) ... Shot 40-150 (.267) 3FG ... Led Knicks in scoring seven times, rebounds seven times, assists four times ... Had 15 20+ scoring games and one 30+ effort (a career-high 35 on 2/9 vs. Kings), with four double-doubles and two 20/10 games ... Recorded career highs in scoring (15.3), minutes (35.7, 36th in NBA), FG percentage (.479) and FT percentage (.806) ... Scored a career-high 35 points (15-23 FG) in an overtime loss vs. Sacramento on 2/9, with 23 points coming after halftime ... Scored 2,000th career point vs. Philadelphia on 1/13 ... Recorded 24 points and a career-high 17 rebounds in season-high 48 minutes at Atlanta on 1/1 ... Missed two games due to personal reasons ... Missed the final 15 games of the season with a sore left groin (inactive nine times) ... Underwent left ankle arthroscopy on 4/14 to clean out scar tissue, and underwent surgery to repair a sports hernia on 5/14. **2008-09 (New York):** Over 82 games (70 starts), averaged 14.4 points and 5.4 rebounds and shot .432 FG over 33.4 minutes per game ... Only Knick to play in all 82 games, after playing in just 35 games as a rookie ... Shot 103-314 (.328) 3FG after going just 9-30 (.300) as a rookie ... Led Knicks with 75 total blocks, while his 0.91 bpg ranked 34th in NBA ... Fifth in scoring among NBA second-year players (14.4), sixth among NBA sophomores in rebounding (5.4) ... Increased scoring average by 7.1 points (from 7.3 to 14.4), tying Philadelphia's Thaddeus Young (from 8.2 to 15.3) for the highest increase among all NBA players ... Led Knicks in scoring 10 times, rebounds three times, assists three times ... Authored 16 20+ scoring games and two 30+ games ... Had three double-doubles, all in five-game span from 3/13-3/21/09 ... Played for victorious Sophomore squad in 2009 T-Mobile Rookie Challenge at NBA All-Star Weekend in Phoenix on 2/13 (six points and seven rebounds in 21 minutes) ... Paced win at Memphis on 11/12 with 27 points (11-12 FG, 4-4 3FG) ... Keyed win over defending champion Celtics on 1/4 with 31 points ... Scored 27 points (11-20 FGA) in career-high 49 minutes in OT loss at L.A. Clippers on 2/11 ... Season-high 32 points (6-10 3FG) in win vs. Toronto on 2/20 ... Shot 11-15 FG and 4-4 3FG (26 points) at Chicago on 4/7 ... Underwent surgery on 6/3 to remove bone spurs from left ankle ... **2007-08 (New York):** As a rookie over 35 games (16 starts), averaged 7.3 points and shot .438 FG over 19.6 minutes per game ... Led Knicks in scoring twice, rebounds once ... Had 11 10+ scoring games (one 20+ game) and one double-double ... Placed on the Inactive List 21 times ... DNP-CD 25 times ... Only game missed due to injury was season finale at Indiana on 4/16 due to a sprained left knee ... After appearing in just seven of Knicks' first 49 games (Nov. 2-Feb. 6), saw action in 28 of campaign's last 33 contests (2/8-4/16/08), responding with 8.3 points and .442 (96-217) FG over 22.6 minutes in those 28 games ... Started 15 of Knicks' final 21 games ... Scored a season-high

CAREER STATISTICS

NBA REGULAR SEASON

YEAR/TEAM	GP	MIN	-Field Goals-			-Free Throws-			-Rebounds-			-Averages-		
			FGM	FGA	PCT	FTM	FTA	PCT	OFF	DEF	TOT	AST	PF	DQ
07-08 \ NY	35	685	106	242	.438	34	54	.630	38	89	127	33	83	1
08-09 \ NY	82	2734	455	1054	.432	171	215	.795	91	354	445	170	250	2
09-10 \ NY	65	2319	412	860	.479	96	119	.806	93	255	348	138	184	3
10-11 \ NY-DEN	72	2400	429	953	.450	130	161	.807	75	333	408	120	199	2
11-12 \ DEN	8	215	31	79	.392	10	12	.833	6	35	41	17	18	0
12-13 \ DEN	43	1079	210	455	.462	88	111	.793	45	173	218	58	119	0
13-14 \ DEN	62	1927	307	738	.416	110	152	.724	58	236	294	114	193	4
14-15 \ DEN	78	2471	418	975	.429	110	142	.775	96	379	475	134	231	0
15-16 \ DEN	DID NOT PLAY – RIGHT HIP LABRAL TEAR/RIGHT HIP ARTHROSCOPIC SURGERY													
TOTALS	445	13833	2368	5356	.442	782	1007	.777	502	1854	2356	784	1277	12
Three-Point Field Goals:														
'07-08, 9-30 (.300); '08-09, 103-314 (.328); '09-10, 40-150 (.267); '10-11 112-320 (.350); '11-12 3-12 (.250); '12-13, 52-126 (.413); '13-14, 122-351 (.348); '14-15, 139-406 (.342); '15-16, DNP; Totals: 441-1303 (.338).														

NBA PLAYOFFS

YEAR/TEAM	GP	MIN	-Field Goals-			-Free Throws-			-Rebounds-			-Averages-		
			FGM	FGA	PCT	FTM	FTA	PCT	OFF	DEF	TOT	AST	PF	DQ
2011 \ DEN	5	115	8	28	.276	7	9	.778	2	20	22	2	15	0
2013 \ DEN	6	205	27	76	.355	9	12	.750	5	28	33	8	25	1
TOTALS	11	320	35	104	.336	16	21	.761	7	48	55	10	40	1
Three-Point Field Goals:														
2011, 1-7 (.143); 2013, 9-29 (.310); Totals: 10-36 (.277).														



WILSON CHANDLER

23 points in season-high 44 minutes vs. Orlando on 4/6 ... Totaled 19 points (8-9 FG) and nine rebounds at Detroit on 4/8, scoring all 19 points in first half.

PLAYOFFS

Has appeared in 11 career playoff games (all with Denver). **2013 (Denver):** Played in six games (all starts) in Denver's first-round series against Golden State, averaging 12.0 points and 5.5 rebounds in 34.2 minutes ... Recorded first career playoff double-double with 11 points and career playoff-high 13 rebounds in Game 1 ... Made 5-of-11 3-pointers and finished with career playoff-high 19 points. **2011 (Denver):** Played in all five games (2 starts), averaging 4.8 ppg, and 4.4 rpg in 23.0 minutes ... Posted a career playoff-high nine points and eight rebounds in 32 minutes in Game 1 at Oklahoma City on 4/17/11 ... Scored eight points and grabbed four rebounds in 23 minutes in Game 5 at Oklahoma City on 4/27/11.

CAREER TRANSACTIONS

Drafted by the New York Knicks in the first round (23rd overall) of the 2007 NBA Draft ... Traded from New York to Denver along with Raymond Felton, Danilo Gallinari, Timofey Mozgov, a 2012 second-round draft pick, a 2013 second-round draft pick, a 2014 first-round draft pick and cash considerations in exchange for Carmelo Anthony, Chauncey Billups, Anthony Carter, Renaldo Balkman and Shelden Williams; the Nuggets also received Kosta Koufos from Minnesota in exchange for a 2015 second-round draft pick (2/22/11) ... Signed contract extension with Denver on 3/18/12 ... Signed contract extension with Denver on 7/11/15.

COLLEGE

Averaged 12.9 points, 7.1 rebounds and 1.46 blocks over 31.1 minutes in two seasons at DePaul, shooting .445 FG in starting 52 of his 59 career games ... 2006 Big East All-Rookie as a freshman, 2007 Second Team All-Big East as a sophomore ... Unanimous Big East All-Rookie Team pick following freshman year in 2005-06 ... Averaged 10.6 points, 7.2 rebounds in 25 games (20 starts) ... Career-high 26 points vs. Seton Hall, 2/25/06 ... Career best 16 rebounds at Dayton on 12/10/05 (highest total for a DePaul freshman since Quentin Richardson in 1998-99) ... In sophomore (final) season of 2006-07, averaged 14.6 points, 6.9 rebounds and 1.38 blocks — all team highs — over 31.7 minutes in 34 games (32 starts), earning Second Team All-Big East Honors ... Career-high-tying 26 points in first-round NIT matchup vs. Hofstra on 3/14/07.

PERSONAL

Full name is Wilson Jamall Chandler ... Son of Wilson Chandler and Marie Thomas ... Proud father of two-year old daughter Jaya ... Led Benton Harbor (MI) HS to undefeated regular season record as a senior, averaging 24 points, 12 rebounds, five blocks and four steals while shooting .680 FG ... Named Michigan's Mr. Basketball in 2005 ... Four of his dunks in 2006-07 at DePaul were highlighted on ESPN's Top 10 Plays of the Day ... Credits his grandmother Olivia with most helping him mature as an individual ... Myriad of nicknames includes Wil, Ill Wil, Kill at Wil, Wil the Thrill, Willie Blanco and Willie McFly.





WILSON CHANDLER 21



KENNETH FARIED

2015-16 STATS:

PPG.....12.5

RPG.....8.7

MPG.....25.3

ABOUT ME:

Position: Forward

Height/Weight: 6'8"/228

Date of Birth: 11/19/89

College: Morehead State

Pro Experience: 5 years

2015-16

PPG: 12.5

RPG: 8.7

APG: 1.2

MPG: 25.3

10+PTS: 44

20+ PTS: 9

10+RBS: 27

10/10: 21

20/10: 8

Appeared in 67 games (64 starts), averaging 12.5 points, 8.7 rebounds and 1.2 assists while shooting 56% from the field in 25.3 minutes per game ... Registered 24 points going a perfect 11-for-11 from the field adding 11 rebounds in 26 minutes at MIA on 3/14 ... Posted 25 points (11-18 FG's) and a season-high 20 rebounds in 36 minutes vs. DAL on 3/6 ... Recorded 20 points and 12 rebounds in 34 minutes at DAL on 2/26 ... Tallied 21 points on 10-15 shooting along with 11 rebounds in 23 minutes at LAC on 2/24 ... Posted 22 points (10-16 FG's), 13 rebounds and two assists in 29 minutes at BKN on 2/8 ... Had 16 points (6-10 FG's) along with 12 rebounds in 35 minutes at IND on 1/30 ... Registered 17 points along with tying a season-high 15 rebounds vs. OKC on 1/19 ... Had 15 points, 12 rebounds and four assists in 29 minutes at GSW on 1/2 ... Recorded 25 points (12-12 FG's) and 11 rebounds (eight offensive) in 29 minutes at OKC on 12/27 ... Had 21 points (8-14 FG's) and 13 rebounds (nine offensive) vs. NOP on 12/20 ... Registered 19 points to go along with 10 rebounds in 28 minutes at MIN on 12/15 ... Returned to action after missing three games due to a left ankle sprain, registered 10 points and five rebounds off the bench in 14 minutes at DAL on 11/28 ... Registered 14 points and grabbed 11 rebounds vs. HOU on 11/14 ... Had 19 points on 8-9 shooting and pulled down nine rebounds in a win vs. MIL on 11/11 ... Recorded 17 points (8-13 FG's) to go along with eight rebounds vs. POR on 11/9 ... Posted 28 points on 10-13 shooting and grabbed 15 rebounds in a season-high 40 minutes at LAL on 11/3 ... Missed four games from 11/22-11/27 and 12/3 due to a left ankle sprain ... Missed two games on 1/8 and 1/10 due to personal reasons ... Did not play on 1/23 due to left adductor soreness ... Missed four games from 3/17-3/23 due to low back soreness ... Missed one game on 4/8 due to rest ... Registered three DNP-CD's

CAREER

Honors: 2014 FIBA World Cup of Basketball All-Tournament Team ... 2011-12 NBA All-Rookie First Team ... Western Conference Rookie of the Month for April 2012 ... Western Conference Player of the Week for games of Nov. 5-11, 2012 ... Recipient of the 2012-13 J. Walter Kennedy Citizenship Award presented annually by the Professional Basketball Writers Association. **NBA:** Has 117 double-doubles in 348 career games ... Scored 40 points and was named MVP of the BBVA Rising Stars Challenge at 2013 NBA All-Star in Houston ... Participated in 2013 Sprite Slam Dunk contest ... Selected as Western Conference Player of the Week on Nov. 12 after averaging 16.8 points and 12.8 rebounds while shooting .563 (27-of-48) from the field ... Selected as the Western Conference Rookie of the Month for April after helping Denver to a 10-4 record that clinched the team's ninth consecutive playoff berth. He averaged 11.6 points and 9.1 rebounds in April and recorded six double-doubles. **International Experience:** Won the gold medal with team USA at the 2014 FIBA World Cup of Basketball in Spain ... In nine games (all starts) averaged 12.4 points and 7.8 rebounds while shooting 63% from the field in 21.7 minutes ... Named to the All-Tournament team ... **2014-15 (Denver):** Appeared in 75 games (71 starts) holding averages of 12.6 points, 8.9 rebounds and 1.2 assists in 26.9 minutes while shooting .507 from the field ... Had 19 points and pulled down 17 rebounds at LAC on 4/13 ... Posted a season-high 30 points (19 in the first quarter) and had seven rebounds vs. SAC on 4/12 ... Recorded 29 points (9-9 FT's) while pulling down 11 rebounds vs. LAL on 4/8 ... Had 19 points going 5-5 from the FT line and grabbed 10 rebounds at UTA on 4/1 ... Collected 20 points and 10 rebounds in a double overtime win at NOP on 3/15 ... Recorded 24 points to go along with 17 rebounds in 34 minutes vs. GSW on 3/13 ... Tallied 20 points while going 9-15 from the field and had 10 rebounds at SAS on 3/6 ... Had 18 points and brought down 14 rebounds in 33 minutes at MIN on 3/4 ... Posted 14 points and grabbed 14 rebounds in 32 minutes vs. MIL on 3/3 ... Recorded 22 points on 8-14 shooting and grabbed 10 rebounds vs. OKC on 2/9 ... Had 17 points on 6-8 FG's to go along with 11 rebounds at BOS on 2/4 ... Posted 26 points (8-12 FT) and grabbed 14 rebounds vs. SAS on 1/20 ... Recorded 22 points (7-12 FG's, 8-8 FT's) and 14 rebounds vs. DAL on 1/14 ... Collected 19 rebounds (12 defensive) and scored 18 points at CHI on 1/1 ... Registered 17 points and pulled down 19 rebounds vs. TOR on 12/28 ... Posted a season-high 26 points (11-15 FG's) and a career-high 25 rebounds, becoming the first player in NBA history to record those numbers in 30 or less minutes vs. MIN on 12/26 ... Recorded 20 points and grabbed 14 rebounds for his fourth double-double vs. BKN on 12/23 ... Registered 19 points and seven rebounds in 31 minutes at POR on 11/9 ... Had 22 points and 17 rebounds in the season opener vs. DET on 10/29 ... Missed two games due to rest ... Missed one game on 2/25 vs. PHX due to a left thumb contusion ... Missed one game

KENNETH FARIED 35

KENNETH FARIED 35





on 1/31 due to illness ... Missed one game on 12/14 due to a left ankle sprain ... Missed two games from 12/7-12/8 due to a low back strain ... **2013-14 (Denver):** Appeared in 80 games (77 starts) averaging 13.7 points, 8.6 rebounds and 1.2 assists in 27.2 minutes ... Tallied 24 points to go along with a career-high 21 rebounds vs. UTA on 4/12 registering his first career 20/20 game ... Collected 18 points and had 17 rebounds as well as the game winning shot with 0.5 seconds remaining at GSW on 4/10 ... Posted 34 points and grabbed 13 rebounds in 27 minutes, becoming the first player in NBA history to record those numbers while playing 27 minutes or less on 4/2 vs. NOP ... Recorded 24 points and grabbed 10 rebounds at SAS on 3/26 ... Had 18 points to go along with 16 rebounds vs. LAC on 3/17 ... Collected 24 points on 9-15 shooting and grabbed 10 rebounds at MIA on 3/14 ... Posted 22 points 9-12 FG's and 14 rebounds at NOP on 3/9 ... Registered a career-high 32 points on 14-20 shooting and grabbed 13 rebounds vs. LAL on 3/7 ... Recorded 26 points (11-15 FG's) and grabbed six boards at MIL on 2/20 ... Posted 21 points and 10 rebounds in 35 minutes vs. PHX on 2/18 ... Recorded a career-high 28 points (11-13 FG's) to go along with 11 rebounds vs. LAC on 2/3 ... Had 21 points and grabbed 13 rebounds vs. BOS on 1/7 ... Recorded 17 points (7-13 FG's) and 13 rebounds at LAL on 1/5 ... Posted 12 points and six boards vs. PHI on 1/1 ... Had 13 points and seven rebounds vs. OKC on 12/17 ... Recorded 12 points and nine rebounds vs. NOP on 12/15 ... Posted 15 points and seven boards at BKN on 12/3 ... Had 12 points and 12 rebounds at TOR on 12/1 ... Tallied 18 points and 14 rebounds vs. DAL on 11/23 ... Had 21 points and grabbed 13 rebounds vs. LAL on 11/13 ... Registered 15 points and 13 rebounds at UTA on 11/11 ... Missed two games from 12/23-12/27 due to a left ankle sprain ... **2012-13 (Denver):** Appeared in 80 games (all starts), averaging 11.5 points, 9.2 rebounds, 1.0 assists, 1.01 steals and 1.04 blocks in 28.1 minutes ... Collected 12 points, 19 rebounds and four blocks in 38 minutes vs. DAL on 4/4 ... Recorded 19 points (8-10 FG), eight boards and two blocks in 26 minutes at UTA on 4/3 ... Had 13 points, 15 rebounds and three blocks in 34 minutes at OKC on 3/19 ... Registered 19 points and 12 rebounds in 21 minutes at SAC on 3/5 ... Grabbed 16 rebounds in 35 minutes vs. BOS on 2/19 ... Collected 21 points (9-10 FG) and 12 rebounds in 26 minutes vs. CHI on 2/7 ... Had 21 points (9-12 FG) and 11 boards in 31 minutes vs. POR on 1/15 ... Tallied 17 points (6-7 FG) and 11 rebounds in 33 minutes vs. CLE on 1/11 ... Registered 19 points, 19 rebounds, two blocks and two steals in 36 minutes vs. ORL on 1/9 ... Totaled 11 points, 19 boards and a career-high four steals in 33 minutes at DAL on 12/26 ... Posted 21 points and 15 rebounds in 39 minutes vs. LAL on 12/26 ... Had 19 points and 11 rebounds in 29 minutes vs. SAS on

12/18 ... Collected a season-high 26 points, 14 rebounds and career-high three steals in 38 minutes at MIN on 12/12 ... Registered 18 points and 10 rebounds in 32 minutes vs. TOR on 12/3 ... Scored 21 points to go with nine boards in 36 minutes at UTA on 11/26 ... Had 14 points, 12 boards and two blocks in 27 minutes vs. NOH on 11/25 ... Posted 16 points and a career-high 20 rebounds (career-high 11 offensive) in 36 minutes vs. MIA on 11/15 ... Tallied 18 points, 17 rebounds and three blocks in 48 minutes at GSW on 11/10 ... Had 18 points and 10 rebounds in 28 minutes vs. UTA on 11/9 ... Collected 16 points and 16 boards (career-high nine offensive) at HOU on 11/7 ... Tallied 22 points (11-15 FG) and 12 boards in 36 minutes at MIA on 11/3 ... Missed two games with left ankle sprain. **2011-12 (Denver):** Appeared in 46 games (39 starts) in his rookie year recording 10.2 points and 7.7 rebounds per game in 22.5 minutes ... Made the NBA All-Rookie first-team following the season ... Finished 3rd in Rookie of the Year voting behind Kyrie Irving and Ricky Rubio ... Recorded an impressive 12 double-doubles ... Posted 13 points and 10 boards at OKC on 4/25 ... Had 11 points and 10 boards in 30 minutes vs. ORL on 4/22 ... Registered 18 points, 14 rebounds and three blocks in 27 minutes at PHX on 4/21 ... Totaled 10 points and 11 rebounds in 29 minutes vs. HOU on 4/15 ... Posted 16 points and 12 boards in 36 minutes vs. MIN on 4/11 ... Had a career-night with 27 points and 17 rebounds in 24 minutes vs. GSW on 4/9 ... Scored 20 points to go with 12 boards and two blocks in 34 minutes vs. SAC on 3/5 ... Posted 10 points, 14 rebounds and three blocks in 36 minutes vs. MIN on 2/20 ... Made first career start and posted six points, eight rebounds and one block in 18 minutes vs. HOU on 2/6 ... Was listed as DNP-CD a total of 20 times, all before 2/8 vs. DAL including a stretch of 10 straight from 1/6 at NOH to 1/21 at NYN.

PLAYOFFS

2013 (Denver): Played in five games (four starts) in Denver's first-round series against Golden State. Averaged 10.2 points and 8.4 rebounds in 28.9 minutes ... Posted back-to-back double-doubles in Games 5 and 6. Followed a 13-point, 10-rebound performance with 11 points and 11 boards in series finale. **2012 (Denver):** Appeared in all seven games vs. LAL, averaging 10.4 points, 10.0 rebounds and 1.14 blocks in 27.4 minutes per game ... Scored 10+ points in five games, including a playoff-high 15 points to go with 11 rebounds in GM 6 vs. LAL on 5/10 ... Grabbed 10+ rebounds four times, including a playoff-high 15 to go with 12 points in GM 3 vs. LAL on 5/4.

CAREER STATISTICS

NBA REGULAR SEASON

	-Field Goals-					-Free Throws-			-Rebounds-					-Averages-									
YEAR/TEAM	GP	MIN	FGM	FGA	PCT	FTM	FTA	PCT	OFF	DEF	TOT	AST	PF	DQ	STL	TO	BS	PTS	RPG	APG	PPG		
11-12 \ DEN	46	1037	181	309	.586	109	164	.665	142	210	352	36	116	0	34	54	47	471	7.7	0.8	10.2		
12-13 \ DEN	80	2248	380	689	.552	163	266	.613	260	474	734	77	234	0	81	113	83	923	9.2	1.0	11.5		
13-14 \ DEN	80	2178	447	820	.545	202	311	.650	238	446	684	96	193	0	70	135	69	1096	8.6	1.2	13.7		
14-15 \ DEN	75	2086	373	736	.507	199	288	.691	242	426	668	89	211	2	62	118	57	946	8.9	1.2	12.6		
15-16 \ DEN	67	1694	349	626	.558	136	222	.613	235	346	581	79	169	0	32	91	60	835	8.7	1.2	12.5		
TOTALS	348	9243	1730	3180	.544	809	1251	.647	1117	1902	3019	377	923	2	279	511	316	4271	8.7	1.1	12.3		
Three-Point Field Goals: 11-12, 0-0 (.000); 12-13 0-0 (.000); 13-14 0-3 (.000); 14-15 1-8 (.091); 15-16, 1-2 (.500). Totals: 2-13 (.154).																							

NBA PLAYOFFS

	-Field Goals-					-Free Throws-			-Rebounds-					-Averages-									
YEAR\TEAM	GP	MIN	FGM	FGA	PCT	FTM	FTA	PCT	OFF	DEF	TOT	AST	PF	DQ	STL	TO	BS	PTS	RPG	APG	PPG		
2012\DEN	7	192	32	60	.533	9	12	.750	25	45	70	4	20	0	5	14	8	73	10.0	0.6	10.4		
2013\DEN	5	145	20	32	.625	11	15	.733	12	30	42	1	22	1	5	5	1	51	8.4	0.2	10.2		
TOTALS	12	337	52	92	.565	20	27	.741	37	75	112	5	42	1	10	19	9	124	9.3	0.4	10.3		
Three-Point Field Goals: 0-0 (---).																							

SEE PAGE 19 FOR CAREER-HIGH INFORMATION.



CAREER TRANSACTIONS

Selected by the Denver Nuggets out of Morehead State with the 22nd overall selection in the 2011 NBA Draft ... Signed contract extension with Denver on 10/8/14.

COLLEGE

Became the NCAA modern-era (post-1973) career rebounding leader, surpassing Tim Duncan's 1,570 to finish his career with 1,673 boards ... Finished career with 86 double-doubles, placing him just one behind Tim Duncan (87) for most in NCAA Division I history ... Two-time Ohio Valley Conference Player of the Year and three-time OVC Defensive Player of the Year ... Finished with league-record 15 career OVC Player of the Week honors ... Selected Third-Team AP All-American and NABC Under Armour Defensive Player of the Year as a senior ... **Senior (2010-11):** Averaged 17.3 points, a Division I-leading 14.5 rebounds, 2.3 blocks and 1.9 steals in 34.7 minutes ... Recorded a nation-best 29 double-doubles in 35 contests ... Had his No. 35 jersey retired by NSU on senior day ... Posted 12 points and 17 rebounds in a first-round upset over fourth-seeded Louisville Cardinals at the Pepsi Center in the NCAA Tournament ... Scored

20+ points 16 times, recorded 10+ rebounds in 31 games (20+ six times) and registered three 20-point/20-rebound games ... **Junior (2009-10):** Averaged 16.9 points and 13.0 rebounds en route to Honorable Mention AP All-American honors ... Was OVC Player of the Year, Defensive Player of the Year and a First-Team All-Conference selection ... Scored 20+ points on 10 occasions ... Grabbed 10+ boards 27 times ... Registered 24 double-doubles ... **Sophomore (2008-09):** Averaged 13.9 points, 13.0 rebounds, 1.9 blocks for the season ... **Freshman (2007-08):** Started 20-of-30 games averaging 10.5 points and 8.0 rebounds ... Named to the OVC All-Newcomer Team ... Ranked first in OVC in offensive rebounds, third in total rebounding, and eighth in field goal percentage.

PERSONAL

Has a daughter named Kyra ... Nicknamed "The Manimal" ... Won the Kia Community Assist Award for February in recognition of his outstanding efforts in the community and his ongoing philanthropic and charitable work ... Is a member of Athlete Ally, an organization that works to encourage the acceptance of others and end homophobia in sports ... Attended the launch of One Colorado to celebrate the passing on Senate Bill 11, the Colorado Civil Union Act ... A Business Administration major in Computer Information Systems.





KENNETH FARIED 35



DANILO GALLINARI

2015-16 STATS:

PPG.....19.5

RPG.....5.3

MPG.....34.7

ABOUT ME:

Position: Forward

Height/Weight: 6'10"/225


Date of Birth: 8/8/88

Pro Experience: 7 years

DANILO GALLINARI 8

DANILO GALLINARI

8



2015-16

PPG: 19.5 RPG: 5.3 APG: 2.5 MPG: 34.7
10+PTS: 49 20+ PTS: 25 30+ PTS: 3 10+RBS: 3 10/10: 3

Appeared in a total of 53 games (all starts), holding averages of a career-high 19.5 points, 5.3 rebounds and 2.5 assists in 34.7 minutes a game ... Tallied 27 points, three rebounds, three steals and two assists in 37 minutes at SAC on 2/19 ... Posted 24 points, seven rebounds and three assists in 41 minutes at BKN on 2/8 ... Recorded a season-high 33 points going 18-18 from the free throw line, three rebounds and two assists vs. CHI on 2/5 ... Posted 26 points, six assists and five rebounds on 1/28 at WAS ... Recorded 30 points (8-15 FG's, 13-16 FT's), six rebounds and two assists in 38 minutes vs. DET on 1/23 ... Posted 27 points in 39 minutes vs. OKC on 1/19 ... Registered 23 points (10-10 FT) and four rebounds in 23 minutes vs. IND on 1/17 ... Had 28 (17-19 FT) in 38 minutes vs. GSW on 1/13 ... Posted 27 points along with six assists in 34 minutes vs. CHA on 1/10 ... Had 29 points, five rebounds and three assists vs. POR on 1/3 ... Recorded 24 points, six rebounds and two assists in 41 minutes at GSW on 1/2 ... Posted 23 points (8-8 FT's), seven rebounds and four assists vs. MIN on 12/11 ... Tallied 24 points (7-14 FG's) and seven rebounds in 39 minutes at PHI on 12/5 ... Had a career-high 18 rebounds and tallied 20 points (16-17 FT's) in 37 minutes vs. LAL on 11/24 ... Posted his first double-double of the season recording 15 points and 10 rebounds vs. PHX on 11/20 ... Had 32 to points to go along with eight rebounds and tied a career-high with eight assists in 37 minutes at NOP on 11/17 ... Posted 27 points (10-10 FT) vs. HOU on 11/13 ... Recorded 25 points and seven rebounds vs. MIL on 11/11 ... Registered 21 points (9-10 FT) and had nine rebounds at LAL on 11/3 ... Missed the last 23 games of the season due to a right ankle sprain ... Missed six games from 12/22-12/30 due to a left ankle sprain.

CAREER

NBA: Has averaged 14.2 points and 4.5 rebounds on .416 FG and .367 3FG shooting in 344 games in seven NBA seasons with Denver and New York ... Selected to the Sophomores team in the 2010 T-Mobile Rookie Challenge at NBA All-Star weekend in Dallas ... Participated in the 2010 Foot Locker Three-Point Contest at All-Star weekend in Dallas, finishing fourth ... Joined the NBA after playing four pro seasons in Italy. **2014-15 (Denver):** Appeared in 59 games (27 starts), averaging 12.4 points, 3.7 rebounds and 1.4 assists ... Registered a career-high 47 points (15-23 FG's, 10-10 FT's) and had nine rebounds in 46 minutes vs. DAL on 4/10 ... Posted 27 points, seven rebounds, four assists and two blocks in 36 minutes vs. LAL on 4/8 ... Recorded 40 points (12-21 FG's, 10-11 FT's) while also adding seven rebounds, four assists and three steals at ORL on 3/22 ... Posted 24 points on 7-16 shooting and grabbed seven rebounds vs. GSW on 3/13 ... Had 23 points on 4-5 3FG's along with five rebounds and five assists vs. ATL on 3/11 ... Recorded a season-high 26 points going 8-16 from the field, while also pulling down seven rebounds vs. MIL on 3/3 ... Scored 21 points on 7-18 shooting and pulled down four rebounds vs. NOP on 3/1 ... Posted 20 points (5-11 3FG's) to go along with seven rebounds in 34 minutes vs. PHX on 2/26 ... Tied a season-high with 22 points (7-12 FG's, 3-5 3FG's) in 30 minutes vs. BKN on 2/23 ... Recorded 16 points on 5-11 shooting in 19 minutes at OKC on 2/23 ... Posted a season-high 22 points while connected on 10-11 from the FT line at PHI on 2/3 ... Recorded 11 points on 3-5 shooting from long range off the bench at NOP on 1/28 Returned from injury vs. BOS on 1/24 ... Had missed the previous 13 games with a right knee meniscal tear ... Posted a season-high 19 points (7-12 FG's) and three rebounds vs. IND on 12/20 ... Registered 16 points (4-8 3FG's) and two assists vs. HOU on 12/17 ... Recorded 11 points and grabbed a season-high eight rebounds vs. PHX on 11/28 ... Had 15 points on 5-9 shooting and grabbed five rebounds vs. CHI on 11/25 ... Posted 17 points (5-7 FG's, 4-4 FT's) to go along with three rebounds and three assists vs. NOP on 11/21 ... Registered 12 points (4-6 FG) and grabbed four rebounds at IND on 11/14 ... Missed a total of five games due to rest ... Missed 15 games from 12/22-12/20 due to a right knee meniscal tear ... Missed three games from 12/10-12/14 due to right knee contusions ... **2013-14 (Denver):** Missed the entire season due to a left ACL tear ... **2012-13 (Denver):** Appeared in 71 games (all starts), averaging 16.2 points, 5.2 rebounds and 2.5 assists in 32.5 minutes ... Recorded 10+ points 57 times and 20+ points 22 times ... Led team with 135 3-pointers and also shot team-best .822 from the free-throw line ... Scored 20+ points 22 times ... Had 19 points, eight boards, four assists and three steals in 36 minutes vs. SAC on 3/23 ... Had 23 points (7-11 FG, 5-6 3FG) and four assists in 36 minutes at SAC on 3/5 ... Posted 26 points (4-9 3FG), five boards and five assists in 39 minutes vs. BOS on 2/19 ... Recorded 18 points, 10 boards and three steals in 49 minutes at BOS on 2/10 ... Had 27 points and career-high tying four blocks in 34 minutes vs. HOU on 1/30 ... Posted 27 points in 38 minutes vs. IND on 1/28 ... Recorded 25



points and four rebounds in 42 minutes vs. POR on 1/15 ... Had 21 points, eight rebounds and six assists in 35 minutes vs. GSW on 1/13 ... Posted 23 points (including game-clinching three) and seven boards in 31 minutes vs. CLE on 1/11 ... Had 20 points and six boards in 32 minutes at LAL on 1/6 ... Posted 26 points (7-11 FG, 11-12 FT) and five boards in 32 minutes vs. UTA on 1/5 ... Scored a career-high 39 points (7-11 3FG) and grabbed eight boards in 34 minutes at DAL on 12/28 ... Had 28 points and grabbed nine boards in 35 minutes vs. SAS on 12/18 ... Had 24 points (4-5 3FG) and four rebounds in 35 minutes at MIN on 12/12 ... Registered 21 points and nine boards in 38 minutes at NYK on 12/9 ... Had 20 points and nine boards in 35 minutes at GSW on 11/29 ... Posted 20 points and seven rebounds in 35 minutes vs. GSW on 11/23 ... Had 26 points (10-11 FT) and five rebounds in 35 minutes at MEM on 11/19 ... Had 21 points, seven boards and three steals and hit the go-ahead 3 in double OT in 48 minutes at GSW on 11/10 ... Had 13 points and 10 boards in 41 minutes at HOU on 11/7 ... Registered 23 points, eight boards and four assists in 35 minutes at ORL on 11/2 ... Did not play on opening night at PHI on 10/31 due to left ankle sprain. Also missed two games due to sinus infection, two games due to left thigh bruise and six games with left ACL tear. **2011-12 (Denver):** Appeared in 43 games (40 starts), averaging 14.6 points, 4.7 rebounds and a career high 2.7 assists ... Scored double-digits in 31 of 43 games ... Led the team in scoring 14 times throughout the season ... Posted 19 points, including a fall away three-pointer with 3.9 seconds to put the Nuggets ahead 105-104, vs. ATL on 3/13 ... Had 23 points, five assists and three blocks in 35 minutes at SAC on 1/25 ... Recorded a career-high 37 points and 11 rebounds while shooting 18-20 FT (both career-highs) in 52 minutes at NYK on 1/21 ... Tallied 21 points, four rebounds and five assists in 35 minutes at WAS on 1/20 ... Had 31 points to go with five boards, two assists and two steals in 40 minutes at SAS on 1/7 ... Missed a total of 23 games due to injury ... Left game vs. HOU on 2/6 with a left ankle sprain and missed next 13 games from 2/8-3/4 ... Fractured thumb and missed 10 games from 3/21 through 4/7. **2010-11 (New York, Denver):** Appeared in 62 games (60 starts) and averaged 15.6 ppg, 4.9 rpg, and 1.7 apg in 33.9 minutes ... In 14 games with the Nuggets, averaged 14.7 ppg and 4.9 rpg in 30.9 minutes ... Poured in 30 points (15-17 FT), nine rebounds and two assists in 42 minutes at Portland on 2/25 ... His 17 FT attempts tied a career-high (2nd time) at Portland on 2/25 ... Acquired from New York on 2/22 as a part of an 13-player trade involving Denver, New York and Minnesota ... Appeared in 48 games (all starts) with the Knicks this season, averaging 15.9 ppg, 4.8 rpg and 1.7 apg in 34.8 mpg ... Scored 20+ points 15 times and 30+ once this season as a Knick ... Had two double-doubles on the year with New York ... Missed a total of 16 games: two from 4/11-4/13 with a sprained right ankle,

eight straight games from 2/28 to 3/16, and six straight from 1/4 to 1/14 due to a left knee sprain. **2009-10 (New York):** Averaged 15.1 points (fourth on team), 4.9 rebounds and shot .423 (392-927) FG and .818 (251-307) FT over 33.9 minutes in 81 games (74 starts) ... Season Highs - Points: 31 (4/6 vs. Boston); Assists: 8 (4/2 at Golden State); Rebounds: 11 (twice) ... Played in team-high 81 games after back pain limited him to just 28 contests in rookie season ... Shot 186-488 (.381) 3FG, finishing second in the NBA in makes behind only Houston's Aaron Brooks (209) and recording the second-highest single-season total in Knicks franchise history (John Starks made 217 in 1994-95) ... Had 17 games with at least four 3FG makes, including five games with five, two games with six, one game with seven and one game with eight ... Ranked sixth among NBA sophomores in scoring (15.1) ... Led Knicks in scoring 12 times and rebounds four times ... Had 20 20+ scoring games, two 30+ scoring efforts and five double-doubles ... Scored 20+ points in a half five times during the season ... Logged 40+ minutes 18 times ... Poured in a career-high 31 points (10-15 FG) vs. Boston on 4/6 ... Scored five points for the Sophomore squad in the 2010 T-Mobile Rookie Challenge at the NBA All-Star weekend in Dallas ... Also finished fourth (tied) in Foot Locker Three-Point Contest and assisted on Nate Robinson's third career win in Sprite Slam Dunk competition ... Tallied 30 points (8-16 3FG) in overtime loss vs. Philadelphia on 10/31, tying a Knicks single-game record with 16 3FG attempts while falling one 3FG make shy of tying the single-game record for makes ... Only game missed was an injury-related DNP-CD due to a sore right forearm vs. Atlanta on 12/4. **2008-09 (New York):** Lingering back pain limited rookie season to 28 games (two starts), averaging 6.1 points with .448 FG shooting over 14.7 minutes ... Also shot 32-72 (.444) 3FG and 26-27 (.963) FT ... Recorded six double-figure scoring games ... Made at least one three-pointer in 21 of his 28 games ... Scored a season-high 17 points vs. Atlanta on 3/4 ... DNP-CD nine times ... Missed 45 games due to back pain, including each of the last 16 games ... Underwent successful back surgery on 4/7 ... **International Experience:** Participated in 2011 Eurobasket Championships for Italy, averaged 15.2 points and 6.4 rebounds in five games ... Appeared in 62 games (60 starts) in two seasons (2006-08) with Armani Jeans Milano of the Italian A-1 League, averaging 14.0 points on .452 FG and .363 3FG shooting ... Was named Euroleague's Rising Star in 2007-08 ... Scored a career-high 29 points vs. Siviglia during 2007-08 season ... Participated in 2007 Italian All-Star Game ... Signed with Armani Jeans Milano and played on loan with Edimes Pavia (Italian A-2 League) in 2005-06 ... Member of Italian U-18 National Team, helping lead Italy to a bronze medal at 2005 U-18 European Championships in Belgrade while averaging 10.6 points ... Made pro debut (at age 16) with Assigeco Casalpusterlengo of the Italian Serie B-1 League in 2004-05

DANILLO GALLINARI 8

CAREER STATISTICS

NBA REGULAR SEASON

YEAR/TEAM	GP	MIN	-Field Goals-			-Free Throws-			-Rebounds-			-Averages-		
			FGM	FGA	PCT	FTM	FTA	PCT	OFF	DEF	TOT	PTS	RPG	APG
08-09 \ NY	28	412	56	125	.448	26	27	.963	13	42	55	15	4.9	1.7
09-10 \ NY	81	2747	392	927	.423	251	307	.818	65	333	398	135	16.6	4.9
10-11 \ NY-DEN	62	2104	265	640	.414	337	391	.862	59	246	305	104	14.4	4.9
11-12 \ DEN	43	1351	193	466	.414	182	209	.871	28	174	202	116	8.6	2.7
12-13 \ DEN	71	2309	364	871	.418	286	348	.822	65	302	367	176	13.0	5.2
13-14 \ DEN	DID NOT PLAY - TORN LEFT ACL													
14-15 \ DEN	59	1426	228	568	.401	171	191	.895	31	187	218	83	9.4	3.7
15-16 \ DEN	53	1839	287	700	.410	375	432	.868	52	229	281	135	8.7	4.2
TOTALS	397	327	12188	4297	.415	1628	1905	.855	313	1513	1826	764	780	3
Three-Point Field Goals: '08-09, 32-72 (.444); '09-10, 186-488 (.381) '10-11, 103-293 (.352) '11-12, 60-183 (.328); '12-13, 135-362 (.373); '14-15, 107-301 (.355); '15-16, 87-239 (.364). Totals: 1701-1699 (.367).														

NBA PLAYOFFS

YEAR/TEAM	GP	MIN	-Field Goals-			-Free Throws-			-Rebounds-			-Averages-		
			FGM	FGA	PCT	FTM	FTA	PCT	OFF	DEF	TOT	PTS	RPG	APG
2011 \ DEN	5	147	19	44	.432	15	21	.714	1	16	17	10	17	0
2012 \ DEN	7	222	34	96	.354	22	24	.917	9	27	36	17	15	0
2013 \ DEN	DID NOT PLAY - TORN LEFT ACL													
TOTALS	12	370	53	138	.384	37	45	.822	10	43	53	27	32	0
Three-Point Field Goals: 2011, 7-15 (.467); 2012, 4-23 (.174). Totals: 11-38 (.289).														

SEE PAGE 19 FOR CAREER-HIGH INFORMATION.



DANILO GALLINARI

PLAYOFFS

Has appeared in 12 career playoff games (all with Denver), averaging 12.8 points, 4.4 rebounds and 2.3 assists 30.8 minutes per game. **2013 (Denver):** Missed Denver's first-round playoff series against Golden State with a left ACL tear. **2012 (Denver):** Appeared in all seven games vs. L.A. Lakers, averaging 13.4 points, 5.1 rebounds and 2.4 assists in 31.7 minutes per game ... Registered a career playoff-high 20 points to go with six rebounds in 35 minutes in GM 4 on 5/6 vs. LAL ... Scored 13 points and grabbed a career playoff-high eight rebounds in 27 minutes in GM 2 at LAL ... Posted 12 points, four rebounds and a career playoff-high seven assists in 28 minutes in GM 6 vs. LAL. **2011 (Denver):** Started all five games, averaging 12.0 points, 3.4 rebounds and 2.0 assists in 29.6 minutes ... Posted 18 points, four rebounds and two assists in 32 minutes in Game 1 on 4/17/11 at Oklahoma City ... Recorded a career playoff-high with 37 minutes adding seven points, three rebounds and two steals in Game 2 on 4/20/11 in Oklahoma City.

PERSONAL

Nicknamed "The Rooster" (Il Gallo) ... Father, Vittorio, played professional basketball in Italy for a number of teams and was a Milan teammate and roommate of New York Knicks Head Coach Mike D'Antoni for eight years ... Favorite athletes include Michael Jordan and Roger Federer ... Wears No. 8 to commemorate his birthdate (8/8/88) ... Threw out the first pitch at a Mets-Yankees game at Shea Stadium on 6/28/08 ... Played for Italian National Team in the 2008 Summer Olympics qualifying tournament ... Lists Michael Jordan, Larry Bird and Angelina Jolie as three individuals he'd most like to have dinner with ... Favorites – actor: Denzel Washington; actress: Angelina Jolie; entertainer: Justin Timberlake; meal: sushi or gnocchi with gorgonzola cheese ... Co-hosted 30 children to "Show Kids NY" with a day of fun-filled activities on 1/27/10 ... Participated in the NBA's Basketball Without Borders goodwill tour to Senegal, Africa in August 2010.

CAREER TRANSACTIONS

Drafted by the New York Knicks in the first round (sixth overall) of the 2008 NBA Draft ... Traded from New York to Denver along with Wilson Chandler, Raymond Felton, Timofey Mozgov, a 2012 second-round draft pick, a 2013 second-round draft pick, a 2014 first-round draft pick and cash considerations in exchange for Carmelo Anthony, Chauncey Billups, Anthony Carter, Renaldo Balkman and Shelden Williams; the Nuggets also received Kosta Koufos from Minnesota in exchange for a 2015 second-round draft pick (2/22/11) ... Signed a contract extension with Denver on 1/25/12 ... Signed contract extension with Denver on 8/3/15.

DANILO GALLINARI 8





DANILO GALLINARI 8



GARY HARRIS

2015-16 STATS:

PPG.....12.3

RPG.....2.9

MPG.....32.1

ABOUT ME:

Position: Guard

Height/Weight: 6'4"/210

Date of Birth: 9/14/94

College: Michigan State

Pro Experience: 2 years

2015-16

PPG: 12.3 RPG: 2.9 APG: 1.9 MPG: 32.1
10+PTS: 53

Appeared in 76 games (all starts) holding averages of 12.3 points, 2.9 rebounds and 1.9 assists in 32.1 minutes per game ... Recorded 17 points, going 6-10 from the field, five assists and four rebounds vs. OKC on 4/5 ... Posted 18 points on 6-11 shooting and five rebounds in 36 minutes vs. PHI on 3/23 ... Had 18 points, three rebounds, three assists and three steals at ORL on 3/15 ... Recorded 17 points (8-13 FG's), five rebounds and two assists vs. WAS on 3/12 ... Posted 16 points, three rebounds, three assists and two steals vs. DAL on 3/6 ... Tied a career-high with 21 points going 8-15 from the field in 41 minutes vs. BKN on 3/4 ... Recorded 17 points, four rebounds and two steals in a season-high 46 minutes at DAL on 2/26 ... Posted 17 points (3-4 3FG's), five rebounds and three steals vs. LAC on 2/24 ... Had 17 points along with three rebounds and three steals in 40 minutes at BKN on 2/8 ... Recorded 18 points (7-11 FG's) and three assists in 36 minutes at IND on 1/30 ... Had 20 points on 8-12 shooting along with four rebounds vs. IND on 1/17 ... Registered 19 points on 7-14 shooting along with tying a career-high with 7 rebounds vs. GSW on 1/13 ... Posted 19 points, four rebounds and two assists at POR on 12/30 ... Had 12 points and a career-high seven rebounds vs. CLE on 12/29 ... Tied a career-high with 21 points (9-15 FG's) vs. LAL on 12/22 ... Had a career-high 21 points going 8-11 from the field and grabbed two rebounds in 40 minutes vs. HOU on 12/14 ... Recorded 20 points (8-13 FG's) and 28 minutes vs. PHX on 11/20 ... Registered 15 points (6-10 FG's) and had two rebounds in 27 minutes at SAS on 11/18 ... Recorded 16 points (6-8 FG's, 2-23 FT's) and three rebounds at GSW on 11/6 ... Had a total of 6 DNP-Concussion's.

CAREER

NBA: Has career averages of 8.6 points, 2.2 rebounds and 1.3 assists in 131 games (82 starts) ... **2014-15 (Denver):** Appeared in 55 games (six starts) averaging 3.4 points, 1.2 rebounds and 0.5 assists in 13.1 minutes ... Recorded 11 points and had three rebounds at GSW on 4/15 ... Tied his season-high with 13 points to go along with two assist at LAC on 4/13 ... Posted seven points, four assists and two rebounds vs. MIA on 12/10 ... Had eight points and grabbed four rebounds vs. PHX on 11/28 ... Posted 13 points (6-10 FG's) to go along with three rebounds and two assists in his NBA debut vs. IND on 11/14 ... Had a total of 17 DNP-CD's ... Was inactive for 10 games.


CAREER TRANSACTIONS

Selected by the Chicago Bulls with the 19th overall pick in the 2014 NBA Draft on 6/26/14 ... Traded on draft night to the Denver Nuggets along with Jusuf Nurkic in exchange for Doug McDermott (11th overall) and Anthony Randolph.

COLLEGE

Started 67-of-69 games during his Michigan State career ... Totaled 1,025 career points, becoming just the third Spartan to break the 1,000-point mark in just two seasons, joining Mike Robinson (1,022) and Magic Johnson (1,059) ... 2012 McDonald's All-American as a high school senior, also was a 2012 Jordan Brand Classic game invitee ... Played for Team USA as a member of the Junior National Select Team, competing at the Nike Hoop Summit in April 2012 ... **Sophomore (2013-14):** 2014 First Team All-Big Ten honoree, averaging 16.7 points, 4.0 rebounds and 2.7 assists ... Honorable Mention AP All-American ... Earned USBWA and NABC All-District accolades and chosen to the Big Ten All-Tournament Team and the NCAA East Regional All-Tournament Team ... One of 15 finalists for the John R. Wooden Award after ranking sixth in the Big Ten in scoring and fifth in steals overall (1.8 spg) ... Member of the All-Big Ten Defensive Team ... Voted MSU Team MVP by both the media and his teammates ... Scored 20-plus points on 11 occasions, including: 27 points (9-16 FG's, 4-6 3FG's) vs. Michigan; 26 points (5-10 3FG's) with five steals at Indiana; 25 points (7-11 FG's, 6-9 3FG's) at Purdue ... Preseason Second-Team All-American by the Sporting News and USA Today ... **Freshman (2012-13):** Averaged 12.9 points, ranking second on the team, along with 2.5 rebounds and 1.4 assists ... Led the Spartans in three-pointers made (65) and attempted (158), and three-point field-goal percentage (.411, 5th in Big 10) ... Was named the Big Ten Freshman of the Year and the first Spartan to win that honor since its inception in 1986 ... A Second Team All-Big Ten choice and Big Ten All-Freshman Team honoree ... One of

GARY
HARRIS
14





eight finalists for the national Wayman Tisdale Freshman of the Year Award ... Shot 47.2 percent from three-point range in Big Ten games only ... A three-time Big Ten Freshman of the Week choice ... Scored a season-high 23 points vs. Memphis in the third round of the NCAA Tournament ... Totaled 22 points vs. Purdue and 21 at Indiana in his first college game in his home state, including 5-of-10 from three.

PERSONAL

Mother, Joy (Holmes), was a four-year letter winner at Purdue from 1988-91, and currently ranks seventh in school history with 1,747 points. A 1991 First Team Kodak/WBCA All-American, Joy played in the WNBA for the Detroit Shock in 2000 as well as for Seattle and Nashville in the American Basketball League.

CAREER STATISTICS

NBA REGULAR SEASON

			-Field Goals-			-Free Throws-			-Rebounds-									-Averages-				
YEAR/TEAM	GP	MIN	FGM	FGA	PCT	FTM	FTA	PCT	OFF	DEF	TOT	AST	PF	DQ	STL	TO	BS	PTS	RPG	APG	PPG	
14-15 \ DEN	55	719	66	217	.304	35	47	.745	21	43	64	29	71	0	39	38	7	188	1.2	0.5	3.4	
15-16 \ DEN	76	2438	359	765	.469	109	133	.820	54	166	220	147	143	0	97	98	18	932	2.9	1.9	12.3	
TOTALS	131	3157	425	982	.433	144	180	.800	75	209	284	176	214	0	136	136	25	1120	2.2	1.3	8.6	

Three-Point Field Goals: '14-15 21-103 (.204); '15-16 105-297 (.354). Totals: 126-400 (.315).

SEE PAGE 19 FOR CAREER-HIGH INFORMATION.



GARY HARRIS 14



JUANCHO HERNANGOMEZ 41



NIKOLA JOKIĆ

2015-16 STATS:

PPG..... 10.0

RPG..... 7.0

MPG..... 21.7

ABOUT ME:

Position: Center

Height/Weight: 6'11"/253

Date of Birth: 2/19/95

Pro Experience: 1 year

2015-16

PPG: 10.0

RPG: 7.0

APG: 2.4

MPG: 21.7

10+PTS: 35

20+ PTS: 5

10+ REB: 22

10/10: 16

20/10: 3

In 80 games (55 starts) averaged 10.0 points, 7.0 rebounds and 2.4 assists while shooting 51% from the field in 21.7 minutes per games ... Was named to the 2015-16 All NBA Rookie First Team ... Tallied 35 games of 10-or-more points and had 20+ points in five contests ... Posted 19 points and grabbed 11 rebounds while dishing out four assists vs. UTA on 4/10 ... Recorded 18 points, eight rebounds and five assists in 27 minutes vs. PHI on 3/23 ... Registered 20 points along with nine rebounds and three assists in 34 minutes vs. NYK on 3/8 ... Tallied 15 points along with 12 rebounds in 34 minutes vs. BKN on 3/4 ... Recorded 13 points, 13 rebounds and six assists in 20 minutes vs. SAC on 2/23 ... Posted 23 points (10-15 FGs), 13 rebounds, four assists and two steals in 30 minutes vs. BOS on 2/21 ... Had career-highs with 27 points and 14 rebounds, while adding four assists in 30 minutes vs. TOR on 2/1 ... Tallied 16 points, 11 assists and five steals in a career-high 35 minutes at IND on 1/30 ... Recorded 15 points (7-12 FGs), 10 rebounds and three assists in 26 minutes at WAS on 1/28 ... Posted 15 points, 10 rebounds, three assists and two steals in 18 minutes vs. ATL on 1/25 ... Had 17 points, five rebounds, three assists, three blocks and two steals vs. DET on 1/23 ... Registered 18 points and a career-high four steals vs. IND on 1/17 ... Posted four points along with a career-high nine assists vs. CHA on 1/10 ... Recorded 19 points (8-8 FTs), six rebounds and four assists vs. MIN on 12/11 ... Recorded a career-high 23 points (8-13 FGs, 6-6 FTs) to go along with 12 rebounds, two steals and three blocks in 32 minutes marking his first career double-double at SAS on 11/18 ... Registered eight points, five rebounds, four assists and two steals in 14 minutes vs. MIL on 11/11 ... Posted 10 points (3-3 FGs, 4-4 FTs) in 16 minutes vs. POR on 11/9 ... Recorded 10 points and nine rebounds in 18 minutes in the home opener vs. MIN on 10/30 ... Missed two games due to a low back strain (11/3 and 12/5).

CAREER TRANSACTIONS

Selected by the Denver Nuggets in the second round (41st overall) in the 2014 NBA Draft.

PROFESSIONAL EXPERIENCE

2015-16: Appeared in eight games during the 2016 Olympics in Rio De Janeiro, Brazil with the Serbian National team ... Averaged 9.1 points, 6.0 rebounds and 2.4 assists while helping Serbia reach the gold medal game against the USA and ultimately win the silver medal ... **2014-15:** Played in 38 games for KK Mega Vizura of Serbia averaging 16.5 points, 9.7 rebounds and 3.2 assists in 29.5 minutes per game ... In the first game of the Adriatic League, led his team to a 103-98 win over MZT Skopje, by scoring 27 points and grabbing 15 rebounds, in route to being named the MVP of round 1 ... Was selected Round MVP of the Adriatic League on four occasions (round 1, round 6, round 21 & round 26) ... **2013-14:** With KK Mega appeared in 39 games averaging 11.3 points, 6.3 rebounds and 2.5 assists in 24.7 minutes ... Was a member of the Serbian U-19 national basketball team that won the silver medal at the 2013 World Championships in Czech Republic ... over eight tournament games, he averaged 7.1 points, 5.0 rebounds and 1.5 assists. **2011-12:** Played for KK Mega but mostly for the junior team, he appeared in nine games (five starts) averaging 7.6 points, 5.6 rebounds and 1.4 assists in 18.2 minutes.

NIKOLA JOKIĆ 15

NIKOLA JOKIĆ 15





CAREER STATISTICS

NBA REGULAR SEASON

	-Field Goals-					-Free Throws-			-Rebounds-					-Averages-									
YEAR/TEAM	GP	MIN	FGM	FGA	PCT	FTM	FTA	PCT	OFF	DEF	TOT	AST	PF	DQ	STL	TO	BS	PTS	RPG	APG	PPG		
15-16 \ DEN	80	1733	307	600	.512	154	190	.811	181	379	560	189	208	3	79	104	50	796	7.0	2.4	10.0		
TOTALS	80	1733	307	600	.512	154	190	.811	181	379	560	189	208	3	79	104	50	796	7.0	2.4	10.0		

Three-Point Field Goals: '15-16 28-84 (.333). Totals: 28-84 (.333).

SEE PAGE 19 FOR CAREER-HIGH INFORMATION.



NIKOLA JOKIĆ 15



MIKE MILLER

2015-16 STATS:

PPG.....1.3

RPG.....1.1

MPG.....7.9

ABOUT ME:

Position: Guard

Height/Weight: 6'8"/218

Date of Birth: 2/19/80


College: Florida

Pro Experience: 16 years

MIKE MILLER 3

MIKE MILLER

3



2015-16

PPG: 1.3
10+ MIN: 18

RPG: 1.1

APG: 0.9

MPG: 7.9

Played in 47 games (two starts) with Denver, holding averages of 1.3 points, 1.1 rebounds and 0.9 assists in 7.9 minutes per game ... Shot 35.5% from the field and 36.5% from three point range ... Posted a season-high nine points along with one rebound and one steal vs. LAC on 11/24 ... Had nine points, two rebounds while knocking down 3-4 3FG's at LAL on 11/3 ... Tallied eight points, a season-high six points and grabbed one rebound in 16 minutes at PHI on 12/5 ... Tallied 35 DNP-CD's.

CAREER

NBA: Owns career averages of 10.8 points, 4.3 rebounds and 2.6 assists on .459 shooting (407 3FG shooting) in 27.3 minutes per game in 1012 games (570 starts) over 16 seasons with Orlando, Memphis, Minnesota, Washington, Miami, Cleveland and Denver ... ranks 18th in NBA history in career three-pointers made (1,592) and 18th in career three-point percentage (.407) ... one of two players (Steve Nash) to rank in the top 20 in NBA history in both career three-point field goals made and career three-point percentage ... has hit at least 70 treys in 12 of his 16 seasons and has topped 100 three-pointers eight times in his career ... has shot at least .400 from three-point range in nine different seasons ... his longest stretch of consecutive games with a three-point field goal made is 27 (Dec. 13, 2006-Feb. 3, 2007) ... has 426 multi-trey games ... holds Grizzlies career records for three-point field goal percentage (.420) and three-point field goal made (844) and attempted (2,011) ... owns the Grizzlies' single-season record for three-point percentage (.432 in 2004-05) and three-pointers made and attempted (202 and 498 in 2006-07) ... owns 47 career double-doubles and one triple-double ... **2014-15 (Cleveland):** Played in 52 games (15 starts) with Cleveland ... averaged 2.1 points and 1.8 rebounds in 13.5 minutes per game ... shot .327 from the three-point line and .750 from the free throw line ... moved into 18th all-time in three-pointers made with 1,563, passing Eddie Jones (Dec. 26) and Tim Hardaway (Dec. 19) in 2014-15 ... in his first start of the season on Dec. 19 against Brooklyn, finished with a season-high 21 points on 7-8 (.875) shooting from three-point range in 34 minutes, marking his highest career three-point percentage when hitting at least seven triples in a single game ... became the first Cavalier to make at least seven three-pointers and miss one triple since Daniel Gibson (7-9 vs. Utah on 12/20/10) and the first NBA player to do it since Kevin Love (8-9 vs. SAS on 12/13/13) ... dished out a season-high five assists while also adding nine points, five rebounds and two steals in a season-high 38 minutes against Orlando on Dec. 26 ... moved past Glen Rice (1,559) for 18th all-time in three-pointers made with his first three-pointer versus Boston on April 10 ... grabbed a season-high eight rebounds against Milwaukee on Dec. 31 ... swiped a season-high three steals against Houston on Jan. 7 ... led or tied for the team lead in blocks three times, steals two times and assists once ... missed seven games from Dec. 5-17 due to a concussion ... was DNP-CD 23 times ... was placed on the Inactive List seven times on the season ... **2013-14 (Memphis):** Played in 82 games (four starts) for the Memphis Grizzlies ... averaged 7.1 points, 2.5 rebounds and 1.6 assists on .481 shooting, including .459 from the three-point line, in 20.9 minutes ... was the only Grizzlies player to play all 82 games ... appeared in every game for the second time in his career after his 2000-01 rookie season with Orlando ... became the 23rd player in NBA history to play a full 82-game slate in his 14th NBA season or later ... ranked second in the NBA in three-point field goal percentage behind Atlanta's Kyle Korver ... recorded the second-highest three-point percentage of his career (.480 for Washington in 2009-10) ... shot a career-high .602 FG% ... notched his ninth season shooting at least .400 percent from beyond the arc, tied for third in NBA history behind only Steve Nash (.413) and Reggie Miller (.410) ... posted his eighth season with at least 100 triples (107), his first since the 2007-08 season ... made 103 three-pointers as a reserve, the second-most in a single season by a Grizzlies player coming off the bench (Miller set the record of 121 in the 2005-06 season) ... shot .534 overall and .538 from three-point range in 30 games following the All-Star Break ... led the NBA in three-point percentage after the All-Star Break ... became the third player in NBA history to make 100 three-pointers and shoot at least .450 from three-point range in his 14th NBA season or later, joining Dale Ellis (1987-89) and Ray Allen (2011-12) ... grabbed a season-high nine rebounds on Nov. 9 vs. Golden State ... recorded 19 points and five three-pointers, tied for the most made by any Grizzlies player in a single game this season, on Feb. 18 vs. New York ... that started a run of three consecutive double-digit scoring efforts off the bench from Feb. 18-22, his longest streak since doing so in five-straight games from April 7-15, 2006 ... scored all of his 19 points in the fourth quarter on Feb. 28 at Oklahoma City ... scored 19 points on April 11 vs. Philadelphia, starting another streak of three-straight double-digit games off the bench ... capped that run with a season-high 21 points and five three-pointers on April 14 at Phoenix, helping Memphis clinch its franchise-record fourth consecutive playoff berth ... averaged 17.7 points on .724 shooting (.786 3FG shooting) in 24.7 minutes in those three games from April 11-14 ... led the team or tied for the team lead in scoring twice, rebounding twice, assists once, steals six times and blocks once ... scored 10-plus points 25 times and 20-plus points once ... made multiple three-pointers in a game 34 times ... **2012-13 (Miami):** Averaged of 4.8 points, 2.7 rebounds and 1.7 assists on .433 shooting in 15.3 minutes in 59 games (17 starts) ... ranked third on the Heat and 17th in the NBA in three-point field goal percentage (.417) ... scored his 10,000th career point on Dec. 26 vs. Oklahoma City ... recorded his 500th career steal on Nov. 29 vs. San Antonio ... scored a season-high 26 points on April 5 at Charlotte ... **2011-12 (Miami):** Averaged 6.1 points, 3.3



rebounds and 1.1 assists on .435 shooting in 19.3 minutes in 39 games (two starts) for the Heat... tied for fourth in the NBA in three-point field goal percentage (.453)... after missing the first 12 games of the season (Dec. 25, 2011-Jan. 13, 2012) recovering from sports hernia surgery, went a perfect 6-of-6 from the field (all from three-point range) in a win over San Antonio, with the six total field goals and six three-point field goals both representing his most attempts in a single game without a miss... **2010-11 (Miami):** Averaged 5.6 points, 4.5 rebounds and 1.2 assists on .401 shooting in 20.4 minutes in 41 games (two starts) in his first season in Miami... set the Heat franchise record for points in a second quarter with 22 on Jan. 22, 2011 vs. Toronto... **2009-10 (Washington):** Averaged 10.9 points, 6.2 rebounds and 3.9 assists on .501 shooting in 33.4 minutes in 54 games (50 starts) in his lone season in Washington... ranked second in the NBA in three-point field goal percentage (career-high .480)... **2008-09 (Minnesota):** Averaged 9.9 points, 6.6 rebounds and a career-high 4.5 assists on .482 shooting in 32.3 minutes in 73 games (47 starts)... led the team in three-point field goal percentage (.378)... recorded single-season career highs in offensive (73) and total rebounds (483), assists (326) and blocks (31)... in **2007-06 (Memphis):** Started all 70 games in which he appeared for the Grizzlies, averaging 16.4 points, a career-high 6.7 rebounds and 3.4 assists on .502 shooting in 35.3 minutes... recorded single-season career highs in defensive rebounds (416) and free throw attempts (212)... led the team and ranked 10th in the NBA in three-point field goal percentage (.432)... became the 43rd player in NBA history to reach 1,000 career three-point field goals made on Jan. 4, 2008 vs. Boston... set a Grizzlies franchise record with two four-point plays in a single game on Dec. 14, 2007 vs. LA Clippers... tallied career highs in both free throws made (12) and attempted (13) on Jan. 6, 2008 vs. Miami... tied two franchise records with eight defensive rebounds in the first quarter and 11 defensive rebounds in the first half on Dec. 1, 2007 vs. Minnesota... during the **2006-07 (Memphis):** Averaged a career-high 18.5 points, 5.4 rebounds and 4.3 assists on .460 shooting in 39.1 minutes in 70 games (69

starts)... recorded single-season career highs in points (1,293), scoring average, field goals made (465) and attempted (1,010), three-point field goals made (202) and attempted (498) and minutes (2,740)... ranked among NBA leaders in three-point field goals made (3rd) and attempted (3rd), minutes per game (12th), three-point field goal percentage (19th) and scoring average (27th)... set franchise single-season records in three-point field goals made and attempted and set the single-game record for treys in a game with nine twice (Jan. 3, 2007 vs. Golden State and Feb. 21, 2007 at Golden State)... also tied the franchise record for treys in a quarter with five on Jan. 31, 2007 vs. Dallas... set the franchise single-game scoring record with a career-high 45 points on Feb. 21, 2007 at Golden State... led the team in points scored, field goals made and attempted, three-point field goals made and attempted, starts and minutes played... logged a career-high 53 minutes on Dec. 18, 2006 vs. Seattle... recorded a career-high 31 games with at least 20 points, a career-high six games with 30-or-more points and one 40-point performance... made at least one trey in a career-high 27 consecutive games from Dec. 13, 2006-Feb. 3, 2007... had a career-high 48 multi-trey games... participated in the Three-Point Shootout at All-Star Weekend in Las Vegas and finished fourth... in **2005-06 (Memphis):** Posted 13.7 points, 5.4 rebounds and 2.7 assists on .466 shooting in 30.6 minutes in 74 games (nine starts)... captured the 2005-06 NBA Sixth Man of the Year Award in his only season with the Grizzlies in which he made more reserve appearances than starts... recorded a single-season career high in free throws made (168)... ranked among the NBA leaders in three-point field goal percentage (.407, 18th) and three-point field goals made (138, 22nd)... led the team in three-point field goals made and three-point field goal percentage... scored a season-high 41 points off the bench on March 17, 2006 vs. Denver, setting a Grizzlies record for points by a reserve in a single game and recording his highest career total off the bench... posted his lone career triple-double—the first in Memphis history—on the night with 21 points, 10 rebounds and 10 assists on Jan. 10, 2006 vs.

CAREER STATISTICS

NBA REGULAR SEASON

YEAR/TEAM	GP	MIN	-Field Goals-			-Free Throws-			-Rebounds-			-Averages-		
			FGM	FGA	PCT	FTM	FTA	PCT	OFF	DEF	TOT	PTS	RPG	APG
00-01 \ ORL	82	2389	368	845	.436	91	128	.711	66	261	327	140	200	2
01-02 \ ORL	63	2123	351	802	.438	138	181	.762	49	224	273	198	145	0
02-03 \ ORL-MEM	65	2185	373	859	.434	156	186	.839	46	295	341	170	173	2
03-04 \ MEM	65	1769	270	616	.438	102	141	.723	42	174	216	232	162	3
04-05 \ MEM	76	2279	387	766	.505	108	150	.720	36	264	300	220	197	2
05-06 \ MEM	74	2267	354	760	.466	168	210	.800	42	355	397	200	173	4
06-07 \ MEM	70	2740	465	1010	.460	161	203	.793	52	326	378	298	138	0
07-08 \ MEM	70	2474	414	824	.502	164	212	.774	51	416	467	240	145	3
08-09 \ MIN	73	2356	264	548	.482	109	149	.732	73	410	483	326	139	0
09-10 \ WAS	54	1805	217	433	.501	70	85	.824	55	281	336	213	131	1
10-11 \ MIA	41	838	81	202	.401	23	34	.676	38	146	184	51	88	0
11-12 \ MIA	39	752	91	209	.435	2	5	.400	22	106	128	42	58	0
12-13 \ MIA	59	900	100	231	.433	8	11	.727	18	139	157	99	63	0
13-14 \ MEM	82	1707	213	443	.481	46	56	.821	30	177	207	130	95	0
14-15 \ CLE	52	701	37	114	.325	3	4	.750	4	87	91	46	74	0
15-16 \ DEN	47	373	22	62	.355	0	0	.000	6	47	53	40	53	0
TOTALS	1012	27661	4007	8724	.459	1349	1755	.769	630	3708	4338	2644	2034	17

Three-Point Field Goals: '00-01, 148-364 (.407); '01-02, 116-303 (.383); '02-03, 109-300 (.363); '03-04, 802-15 (.363); '04-05, 140-323 (.433); '05-06, 138-339 (.407); '06-07, 202-498 (.406); '07-08, 155-359 (.432); '08-09, 85-225 (.378); '09-10, 82-171 (.480); '10-11, 43-118 (.364); '11-12, 53-117 (.453); '12-13, 73-175 (.417); '13-14, 107-233 (.459); '14-15, 32-98 (.327); '15-16, 19-52 (.365). **Totals:** 1582-3890 (.407).

NBA PLAYOFFS

YEAR/TEAM	GP	MIN	-Field Goals-			-Free Throws-			-Rebounds-			-Averages-		
			FGM	FGA	PCT	FTM	FTA	PCT	OFF	DEF	TOT	PTS	RPG	APG
2001 \ ORL	4	112	19	48	.396	3	4	.750	5	13	18	7	13	0
2002 \ ORL	4	72	7	21	.333	4	4	1.000	0	5	5	8	4	0
2004 \ MEM	4	97	12	34	.353	1	3	.333	0	12	12	3	4	0
2005 \ MEM	4	110	18	37	.486	4	4	1.000	0	10	10	11	7	0
2006 \ MEM	4	107	12	30	.400	9	9	1.000	1	14	15	7	11	0
2011 \ MIA	18	215	18	53	.340	0	0	.000	9	40	49	13	26	0
2012 \ MIA	23	368	40	99	.404	9	11	.818	9	49	58	17	41	0
2013 \ MIA	17	232	21	45	.467	0	0	.000	3	30	33	15	26	0
2014 \ MEM	7	173	15	42	.357	7	9	.778	2	24	26	9	16	0
2015 \ CLE	9	65	3	5	.600	0	0	.000	0	10	10	0	6	0
TOTALS	94	1552	165	414	.399	37	44	.841	29	207	236	87	158	0

Three-Point Field Goals: 2001, 7-18 (.389); 2002, 1-8 (.125); 2004, 5-13 (.385); 2005, 8-17 (.471); 2006, 1-8 (.125); 2011, 11-37 (.297); 2012, 31-75 (.413); 2013, 16-36 (.444); 2014, 14-29 (.483); 2015, 3-5 (.600). **Totals:** 97-246 (.394).



MIKE MILLER

MIKE MILLER 3

Sacramento...made a career-high 35 consecutive free throw attempted from March 14-April 2, 2006...in **2004-05 (Memphis)**: Averaged 13.4 points, 3.9 rebounds and 2.9 assists on .505 shooting in 30.0 minutes in 76 games (51 starts) with Memphis...ranked among the NBA leaders in three-point field goal percentage (.433, 4th) and field goal percentage (.477)...set a career high for field goal percentage...led the team in points (1,022), field goals made (387) and attempted (766), three-point field goals made (140) and attempted (323) and three-point field goal percentage...made a game-winning buzzer-beater on April 18, 2005 vs. San Antonio...shot 8-of-17 (.471) from three-point range...**2003-04 (Memphis)**: Posted 11.1 points, 3.3 rebounds and 3.6 assists on .438 shooting in 27.2 minutes in 65 games (all starts), helping lead the Grizzlies to the NBA Playoffs for the first time in franchise history...recorded a single-season career high in steals (59)...**2002-03 (Orlando/Memphis)**: Split the season between Orlando and Memphis...appeared in 65 total games (52 starts), averaging 15.6 points, 5.2 rebounds and 2.6 assists on .434 shooting in 33.6 minutes...averaged 16.4 points, 5.8 rebounds and 2.8 assists on .418 shooting in 37.3 minutes in 49 games (39 starts) for Orlando...posted 12.8 points, 3.4 rebounds and 1.9 assists on .510 shooting in 22.5 minutes in 16 games (13 starts) for Memphis...grabbed a career-high 19 rebounds on Nov. 24, 2002 vs. Miami...in **2001-02 (Orlando)**: Averaged 15.2 points, 4.3 rebounds and 3.1 assists on .438 shooting in 36.6 minutes in 63 games (53 starts) in his second NBA season...started for the Sophomore Team in the Rookie Challenge at All-Star Weekend in Philadelphia and tallied seven points, seven rebounds and a game-high 11 assists in 24 minutes...participated in the Three-Point Shootout at All-Star Weekend and finished sixth...in his rookie season in **2000-01 (Orlando)**: Posted 11.9 points, 4.0 rebounds and 1.7 assists on .436 shooting in 29.1 minutes, appearing in all 82 games (62 starts)...named the 2000-01 NBA Rookie of the Year and was the lone unanimous selection on the NBA All-Rookie First Team...Named NBA Rookie of the Month for February 2001 and Co-Rookie of the Month for March 2001...the only rookie to play a full 82-game season...led Orlando in three-point field goals made (148) and set Magic rookie records for three-point field goals made and attempted (364) in a season...led all rookies in three-point field goal percentage (.407) and ranked third among all rookies in scoring average...totaled 11 points and two rebounds in 23 minutes for the Rookie Team in the Rookie Challenge at All-Star Weekend in Washington.

PLAYOFFS

Owens career postseason averages of 4.9 points and 2.5 rebounds in 94 playoff games (21 starts)...has also shot .394 from the three-point line...**2015 (Cleveland)**: Played in nine games (one start) during Cleveland's NBA Finals run and averaged 1.0 point and 1.1 rebounds in 7.2 minutes per game...**2014 (Memphis)**: Appeared in seven games with Memphis and averaged 7.3 points, 3.7 rebounds and 1.3 assists, while shooting .483 (14-29) from beyond the arc in 24.7 minutes...**2013 (Miami)**: Earned his second NBA Championship with the Miami Heat...averaged 3.4 points and 1.9 rebounds on .467 shooting in 13.6 minutes in 17 playoff games (five starts)...shot .444 from three-point range...his five starts were a career high for a single postseason...posted 5.3 points and 2.7 rebounds on .591 shooting in 21.8 minutes in seven games (four starts) during the 2013 NBA Finals...scored a postseason-high 15 points on 5-of-5 shooting (all from three-point range) in Game 3 of the NBA Finals on June 11 at San Antonio...made nine of his first 10 three-point attempts in the first three games of the NBA Finals and made 11-of-18 from long range (61.1) during the series...**2012 (Miami)**: Came off the bench in all 23 games for the NBA Champion Heat, averaging 5.2 points and 2.5 rebounds on .404 shooting in 16.0 minutes...posted 6.2 points and 1.8 rebounds in 8.8 minutes on .563 shooting and .636 three-point field goal percentage in the NBA Finals vs. Oklahoma City...set postseason career highs in points (23) and three-point field goals made (7) and attempted (8) in the championship-clinching Game 5 of the NBA Finals on June 21, 2012 vs. Oklahoma City...his seven treys in Game 5 of the Finals tied the Heat postseason single-game record and were one shy of the NBA Finals individual record...became the fourth player in NBA Finals history to make at least seven treys in a game...his seven threes were the most by a non-starter in NBA Finals history...**2011 (Miami)**: Recorded 2.6 points and 2.7 rebounds in 11.9 minutes in 18 playoff games...appeared in all six games during the NBA Finals, averaging 3.5 points and 2.8 rebounds in 15.7 minutes...**2006 (Memphis)**: Averaged 8.5 points, 3.8 rebounds and 1.8 assists on .400 shooting in 26.8 minutes in four games against Dallas...**2005 (Memphis)**: Averaged 12.0 points, 2.5 rebounds and 2.8 assists on .486 shooting in four games during the Grizzlies' opening round series against Phoenix in the...**2004 (Memphis)**: Averaged 7.5 points, 3.0 rebounds and 3.0 assists on .353 shooting in 24.5 minutes in four games during the Grizzlies' opening round series against San Antonio...**2002 (Orlando)**: Averaged 4.8 points, 1.3 rebounds and 1.3 assists on .333 shooting in four games in Orlando's opening round series against Charlotte...**2001 (Orlando)**: Averaged 12.0 points, 4.5 rebounds and 1.8 assists on .396 shooting in 28.0 minutes in the Magic's opening round series against Milwaukee.

CAREER TRANSACTIONS

Selected by the Orlando Magic in the first round (5th overall) of the 2000 NBA Draft...Traded by Orlando to the Memphis Grizzlies in exchange for Drew Gooden and Gordon Gierick on 2/19/03...Traded by Memphis to the Minnesota Timberwolves in exchange for Marko Jaric, Greg Buckner, Antoine Walker and the draft rights to D.J. May on 6/26/08...Traded by Minnesota to the Washington Wizards in exchange for the fifth pick in the 2009 NBA Draft as well as Etan Thomas, Darius Songaila and Olesky Pecherov on 6/24/09...Signed by the Miami Heat on 7/15/10...Signed by Memphis on 7/29/13...Signed by the Cleveland Cavaliers on 8/5/15...Traded by Cleveland to the Portland Trail Blazers on 7/27/15...Placed on waivers by Portland on 9/28/15...Signed by the Denver Nuggets on 9/30/15...Signed a multi-year contract with the Denver Nuggets on 7/21/16.

COLLEGE

Played two seasons at the University of Florida, helping the Gators reach the 2000 NCAA Championship Game...Averaged 13.3 points, 6.0 rebounds, 2.3 assists and 1.25 steals on .483 shooting in 26.7 minutes in 65 career games with Florida...Joined teammate Donnell Harvey as the first duo in school history to be drafted in the first round of the NBA Draft in the same year...Became the second player in program history to lead the team in scoring as both a freshman (12.2 points) and a sophomore (14.1 points)...Despite playing just two seasons, left Florida as the school's all-time NCAA Tournament leader in eight different categories...**1999-00 (Sophomore)**: Averaged 14.1 points, 6.6 rebounds, 2.5 assists and 1.24 steals on .476 shooting in 28.6 minutes in 37 games, leading the Gators to the 2000 NCAA Championship Game...Named First Team All-SEC by the coaches and Second Team All-SEC by The Associated Press...Named Most Outstanding Player of the 2000 East Regional...Hit the game winning shot as time expired to give Florida a 69-68 overtime win over Butler in the first round of the NCAA Tournament...**1998-99 (Freshman)**: Named First Team Freshman All-America by Sports Illustrated and Basketball News after averaging 12.2 points, 5.2 rebounds, 2.1 assists and 1.25 steals on .494 shooting in 24.2 minutes in 28 games in his first year at Florida...Also named Third Team All-SEC by the coaches...Joined teammate Udonis Haslem as the fourth and fifth Gator frosh to be named All-SEC...Became the third freshman in school history to lead the team in scoring...Voted one of the five most influential freshman in the nation according to Sport Magazine.

PERSONAL

Born Feb. 19, 1980 in Mitchell, S.D...Full name is Michael Lloyd Miller...Nickname "Slim"...Parents are Tom and Sheryl Miller...He and his wife, Jennifer, who played volleyball at the University of Florida, have two sons, Mason and Mavrick, and a daughter, Jaelyn...His brothers, Ryan and Jared, each played basketball collegiately at Northern State in South Dakota...Ryan, who was a Division I All-American and a tenth-round draft pick in the 1999 CBA Draft by Sioux Falls, went on to play professionally in Australia...His sister, Chelsey, played volleyball at Northern State, and his dad played basketball at Dakota Wesleyan University...Has his own Web site, www.mikemiller33.com...Has his own foundation, the Mike Miller Foundation, which encourages kids to enjoy a healthy lifestyle and provides aid to disadvantaged or disabled children in the states of Minnesota, Tennessee, South Dakota and Florida...Hosts an annual poker and golf tournament to benefit his foundation...Won the NBA Community Assist Award for the month of May 2007 after he and his wife made a \$1 million donation to establish the Mike and Jennifer Miller Endowment Fund to support the Sanford Children's Hospital in Sioux Falls, S.D...His foundation has donated over \$1.5 million in cash and in-kind donations to the Sanford Children's Hospital, Make-A-Wish Foundation and the Houston High School athletic program in Collierville, Tenn...Recognized by Parade magazine as its annual Most Generous Celebrities list for the donation to establish the endowment fund...Won the NBA Community Assist Award for the month of May 2008 after donating \$200,000 to St. Jude Children's Research Hospital, the largest single donation ever to St. Jude by a Grizzlies player...In honor of Miller's contribution to St. Jude, the hospital named its exercise room the Mason and Mavrick Fitness Room after his two sons...Is a member of Hoop Heroes, a unique initiative that brings together NBA players and corporate sponsors to support children served by After School All-Stars, a national organization that provides comprehensive programming to middle school children in 13 cities across the country...As part of the program, Miller donated \$20 per rebound during the 2010-11 regular season with a \$5,000 minimum donation...Contributed \$1,000 for every three-point field goal the Washington Wizards made on Martin Luther King Jr. Day in 2010 to the earthquake relief efforts in Haiti...Has an ownership stake in Let It Fly Energy (L.I.F.E.), an energy drink that is now available to the public...Enjoys hunting and fishing...His favorite sports other than basketball are football and baseball, and he is a fan of the NFL's Minnesota Vikings and MLB's New York Yankees...A college roommate at the University of Florida of the Miami Heat's Udonis Haslem.



MIKE MILLER 3



EMMANUEL MUDIAY

2015-16 STATS:

PPG.....12.8

APG.....5.5

RPG.....3.4

ABOUT ME:

Position: Guard


Height/Weight: 6'5"/200

Date of Birth: 3/5/96

Pro Experience: 1 year

EMMANUEL MUDIAY 0

EMMANUEL MUDIAY



2015-16

PPG: 12.8 RPG: 3.4 APG: 5.5 MPG: 30.4
10+PTS: 47

Played in 68 games (66 starts) averaging 12.8 points, 3.4 rebounds and 5.5 assists 30.4 minutes ... Named to the 2015-16 All NBA Rookie Second Team ... Registered 19 points, five assists and three rebounds vs. UTA on 4/10 ... Tallied 20 points, six rebounds and five assists in 36 minutes vs. SAS on 4/8 ... Posted 16 points, seven assists and six rebounds vs. DAL on 3/28 ... Recorded 27 points including the game winning shot from half court, a career-high 11 rebounds and four assists in 42 minutes vs. PHI on 3/23 ... Had 23 points, 10 assists and three rebounds in 33 minutes at MIA on 3/14 ... Tallied a career-high 30 points (13-20 FG's), five assists and two rebounds vs. PHX on 3/10 ... Recorded 25 points, seven assists and six rebounds in 33 minutes vs. BKN on 3/4 ... Posted 22 points (10-20 FG's), seven assists and four rebounds in 34 minutes vs. LAL on 3/2 ... Registered 18 points, five rebounds, three assists and two steals in 31 minutes vs. BOS on 2/21 ... Recorded 15 points to go along with nine assists and four rebounds at NYK on 2/8 ... Posted 22 points (8-18 FG's), five assists and two steals in 39 minutes vs. CHI on 2/5 ... Had 20 points, four rebounds four assists and two steals at WAS on 1/29 ... Recorded 18 points (5-6 FT's), four rebounds and four assists vs. DET on 1/23 ... Registered 13 points to go along with nine assists vs. OKC on 1/19 ... Posted a career-high 26 points on 10-of-16 shooting and had five assists in 29 minutes vs. PHX on 11/20 ... Tallied 16 points and dished out 11 assists vs. MIL on 11/11 ... Recorded a season-high 18 points to go along with six rebounds and five assists vs. POR on 11/9 ... Posted 12 points to go along with 10 assists to mark his first career double-double at LAL on 11/3 ... Registered 17 points, nine assists and five rebounds in his NBA debut at HOU on 10/28 ... Had 14 DNP-Right Ankle Deltoid Sprain's.

CAREER TRANSACTIONS

Selected by the Denver Nuggets in the first round (7th overall) in the 2015 NBA Draft.

PROFESSIONAL EXPERIENCE:

2014-15: Was originally committed to play for Larry Brown at SMU but opted to play in China ... In 12 games with the Gaungdong Southern Tigers averaged 18.0 points, 6.3 rebounds and 5.9 assists in 31.5 minutes ... Just 10 games into the season, injured his ankle and was thought to be out for the season ... Returned during the playoffs playing in two games averaging 19.5 points, 5.0 rebounds and 7.5 assists while coming off the bench ... Recorded 24 points, eight rebounds and four assists in a crucial win on 3/1/15.

PERSONAL

Was born in Kinshasa, Zaire (now known as Democratic Republic of Congo), though settled in Arlington, Texas ... Played his first two seasons of high school basketball at Arlington's Grace Prep, then his last two at Prime Prep in Dallas ... Has two older brothers, Stephane Mudiay and Jean-Michael Mudiay.



CAREER STATISTICS

NBA REGULAR SEASON

	-Field Goals-					-Free Throws-				-Rebounds-				-Averages-									
YEAR/TEAM	GP	MIN	FGM	FGA	PCT	FTM	FTA	PCT	OFF	DEF	TOT	AST	PF	DQ	STL	TO	BS	PTS	RPG	APG	PPG		
15-16 \ DEN	68	2068	329	905	.364	140	209	.670	32	200	232	372	141	1	65	217	35	872	3.4	5.5	12.8		
TOTALS	68	2068	329	905	.364	140	209	.670	32	200	232	372	141	1	65	217	35	872	3.4	5.5	12.8		

Three-Point Field Goals: '15-16 74-232 (.319). Totals: 74-232 (.319).

INTERNATIONAL EXPERIENCE

	-Field Goals-					-Free Throws-				-Rebounds-				-Averages-									
YEAR/TEAM	GP	MIN	FGM	FGA	PCT	FTM	FTA	PCT	OFF	DEF	TOT	AST	PF	DQ	STL	TO	BS	PTS	RPG	APG	PPG		
14-15 \ GST	12	378	88	184	.478	27	47	.574	24	51	75	71	19	0	19	39	1	216	6.3	5.9	18.0		
TOTALS	12	378	88	184	.478	27	47	.574	24	51	75	71	19	0	19	39	1	216	6.3	5.9	18.0		

Three-Point Field Goals: '14-15, 13-38 (.342). Totals: 13-38 (.342).

SEE PAGE 19 FOR CAREER-HIGH INFORMATION.



EMMANUEL MUDIAY 0



JAMAL MURRAY

2015-16 STATS:

PPG.....20.0

RPG.....5.2

MPG.....35.2

ABOUT ME:

Position: Guard

Height/Weight: 6'4"/207

Date of Birth: 2/23/97

College: Kentucky

Pro Experience: Rookie

CAREER TRANSACTIONS

Selected by the Denver Nuggets in the first round (7th overall) in the 2016 NBA Draft.

COLLEGE

2015-16 (Kentucky): All-SEC First Team and AP Third Team All-America selection in 2015-16 ... Led all major conference freshmen in scoring (20.0 ppg) ... His 113 threes made were second most by any freshman in NCAA history, trailing only Stephen Curry's record of 122 ... Set a UK freshman scoring record with 720 points ... Led the Wildcats in scoring (20.0 ppg), the highest individual scoring average at Kentucky in the John Calipari era and good for eighth all-time in UK history ... All-SEC First Team by the coaches and media, SEC All-Freshman Team, NABC and USBWA All-District ... Captured Second Team All-American accolades by USA Today and Scout.com and Third Team by AP ... Garnered Freshman All-America laurels by the USBWA and Sporting News ... A finalist for the Wayman Tisdale Award, recognizing the nation's top freshman ... Posted three 30-point games, the most by a freshman in Kentucky history ... His 35 points vs. Florida tied for the school scoring record for a freshman ... Had a three-pointer in every game this season, and set a SEC freshman record with 113 on the year, ranking second all-time in Kentucky history and second in NCAA freshman history.

NATIONAL TEAM EXPERIENCE

A standout performer for his native Team Canada during the 2015 Pan Am Games, he averaged 16.0 points (5th in the tournament) and 2.4 assists over five games as Canada captured a silver medal ... Poured in 22 points -- all coming in the fourth quarter or overtime -- and added six assists as Canada advanced past the U.S. to the Pan Am Championship game. Previously represented Canada in the 2014 FIBA U17 World Championship, posting 16.4 points, 4.6 rebounds and 2.9 assists, and in the 2013 FIBA U16 Worlds, averaging 17.4 points, 5.6 rebounds and 2.6 assists

PERSONAL

Son of Roger and Sylvia Murray ... Born on Feb. 23, 1997 ... Has a brother, Lamar ... Chose Kentucky over Oregon, Michigan, Michigan State, Maryland, NC State and Indiana ... If he wasn't a basketball player, he'd compete in track and field ... Points to his dad as his greatest influence in life ... Chose No. 23 growing up because it represents the date of his birthday ... Does not have a most memorable basketball moment because there are too many to list ... He meditates before every game.

CAREER STATISTICS

COLLEGIATE EXPERIENCE

YEAR/TEAM	G	MPG	FGM	FGA	PCT	FTM	FTA	PCT	RPG	APG	SPG	BPG	PTS	AVG
15-16 KENTUCKY	36	35.2	244	538	.454	119	152	.783	5.2	2.2	1.0	0.3	720	20.0

Three-Point Field Goals: 113-for-277 (.408).

JAMAL MURRAY 27





JAMAL MURRAY 27



JAMIEER NELSON

2015-16 STATS:

PPG.....7.7

APG.....4.9

MPG.....26.6

ABOUT ME:

Position: Guard

Height/Weight: 6'0"/190

Date of Birth: 2/9/82

College: Saint Joseph's

Pro Experience: 12 years

2015-16

PPG: 7.7

RPG: 2.9

APG: 4.9

MPG: 26.6

10+PTS: 15

20+PTS: 2


Appeared in 39 games (15 starts) for Denver, holding averages of 7.7 points, 2.9 rebounds and 4.9 assists in 26.6 games ... Missed a total of 14 games with a left wrist sprain ... Tied a season-high with 20 points also registering eight rebounds and seven assists in 47 minutes at GSW on 1/2 ... Posted 14 points, eight assists and three rebounds at POR on 12/30 ... Registered 15 points, eight rebounds and five assists at OKC on 12/27 ... Recorded 10 points, seven assists and five rebounds in 37 minutes vs. HOU on 12/15 ... Posted a season-high 20 points to go along with seven assists and six rebounds in 38 minutes vs. MIN on 12/11 ... Had 12 points and two assists in 22 minutes vs. SAS on 11/27 ... Registered 16 points on 6-11 FG's along with four rebounds and four assists at NOP on 11/17 ... Recorded 13 points on 5-8 shooting to go along with five rebounds and three assists vs. HOU on 11/13 ... Registered 23 DNP-CD's ... Missed one game on 1/10 due to a left hip flexor strain ... Missed one game on 12/23 due to illness ... Sat out on 11/9 and 11/11 due to a SI joint sprain.

CAREER

NBA: Has appeared in 753 career games (600 starts) over 12 seasons, averaging 12.0 points, 3.1 rebounds and 5.2 assists in 28.5 minutes per game while shooting .437 from the floor, .368 from 3-point range and .814 from the FT line ...
2014-15 (Denver/Boston/Dallas): Played 63 games (29 starts) averaging 8.3 points, 2.3 rebounds and 4.0 assists in 22.3 minutes with the Dallas Mavericks, Boston Celtics and Denver Nuggets ... In 34 games with Denver (five starts) held averages of 9.6 points and 3.7 assists while shooting .354 from three point range ... Recorded a team-high 22 points to go along with five assists in 25 minutes off the bench at POR on 3/28 ... Led the bench in scoring, posting 18 points connecting on 4-of-5 from downtown vs. UTA on 3/27 ... Posted a game-high 24 points on 11-18 shooting and grabbed five rebounds at MEM on 3/16 ... Tallied 18 points to go along with five rebounds and six assists at NOP on 3/15 ... Had 17 points, seven assists and four rebounds vs. GSW on 3/13 ... Posted 12 points on 6-10 shooting and dished out nine assists at MIN on 3/4 ... Got the start vs. MIL on 2/20 and had seven points and seven assists in a season-high 37 minutes ... Recorded a season-high 23 points hitting on four threes, while also dishing out seven assists vs. BOS on 1/23 ... Posted 14 points, seven assists and four rebounds in 28 minutes in his Nuggets debut at DAL on 1/16 ... Tallied 16 points on 7-10 shooting and had four assists in 19 minutes vs. MIN on 1/17 ... Registered nine points, four assists, a season-high 11 assists and season-high four steals at ORL on 12/23 ... Drooped in a season-high 18 points (4-6 3FG) to go with four assists at MEM on 12/9 ... Tallied 10+ points and 5+ assists in three straight games (11/21 - 11/24) ... 10 points, four rebounds and seven assists vs. LAL on 11/21 ... Had 11 points and five assists vs. MIA on 11/9 ... Posted 10 points and three assists at UTA on 11/7 ... Missed the final five games of the season due to a right hip flexor strain ... Missed four games between 2/4-2/10 with a left Achilles strain ... Had one DNP-CD on 3/20 vs. MIA ...
2013-14 (Orlando): Averaged 12.1 points, a team-high 7.0 assists, 3.4 rebounds and 32.0 minutes in 68 games (68 starts) with the Orlando Magic ... shot a team-high 85.7% (96-112 FTs) from the FT line and had an assist-to-turnover ratio of 2.87 (476/166) ... among NBA leaders, ranked 8th in assists and 14th in assists-to-turnover ratio ... led (or tied) the team in scoring 5 times and in assists a team-best 54 times ... recorded at least one steal 38 times and had 2+ steals 11 times ... made his 500th career start at MIA (11/23/13) ... appeared in his 600th career regular-season game at HOU (12/8/13) ... passed Hedo Turkoglu (794) for 3rd place on the team's all-time 3-point field goals made list vs. NY (12/23/13) ... season-high 31 points in a career-high 54 minutes vs. CHI (1/15/14) ... passed Dwight Howard (621) for 2nd place on the Magic's all-time games played list at BKN (1/21/14) ... passed Shaquille O'Neal (8,019 points) for 4th place on the Magic's all-time scoring list at TOR (2/23/14) ... missed 14 total games due to injury: 3 games (11/29-12/3/13) due to a sprained left foot, 5 games (2/2-2/3/14, 3/19-3/25/14) due to a sore left knee, 1 game (3/2/14) due to a sore right calf, 1 game (3/5/14) due to an illness and 3 games (4/13-4/16/14) due to a strained left groin ...
2012-13 (Orlando): Averaged 14.7 points, career-high (team-high) 7.4 assists, 3.7 rebounds, team-high 1.3 steals and 35.3 minutes in 56 games (56 starts)

JAMIEER NELSON

1





... shot 87.3% (89-102 FTs) from the FT line and had an assist-to-turnover ratio of 2.68 (413/154) ... among NBA leaders, ranked T-7th in assists ... led (or tied) the team in scoring 12 times and in assists a team-best 42 times ... 14 double-doubles ... 14 games with 20+ points ... 42 games with 10+ points ... 15 games with 10+ assists, including a career-high 15 assists vs. POR (2/10/13) ... career-high-tying 32 points vs. CHI (1/2/13) ... became the Orlando Magic's all-time assist leader (2,777) at POR (1/7/13) (on an Andrew Nicholson dunk), passing Scott Skiles (2,776) ... recorded at least 1 steal 41 times and had 2+ steals 19 times, including a season-high 4 steals 3 times ... missed 26 total games due to injury: 6 games (11/4-11/13/12) due to a strained right hamstring and groin, 1 game (11/30/12) due to left Achilles tendinitis, 2 games (12/29-12/31/12) due to a sore left hip, 2 games (2/2-2/4/13) due to a left forearm contusion, 6 games (2/22-3/3/13) due to a left patella contusion/strain and 9 games (3/30-4/17/13) due to a sprained right ankle ... **2011-12 (Orlando):** Averaged 11.9 points, 5.7 assists, 3.2 rebounds and 29.9 minutes in 57 games (all starts) ... shot 37.7% (87-231 3FGs) from 3-point range and 80.7% (71-88 FTs) from the FT line ... among NBA leaders, ranked 15th in assists ... led (or tied) the team in scoring 8 times and in assists 36 times ... 4 double-doubles ... 7 games with 20+ points ... 33 games with 10+ points ... 5 games with 10+ assists, including 14 assists vs. PHI (2/15/12) ... DNP-CD (rest) on 4/26/12...missed 8 total games due to injury: 1 on the inactive list (12/30/11) due to neck spasms, 5 games (1/29-2/4/12) due to concussion-like symptoms, 1 game (2/23/12) due to a strained left knee and 1 game (4/3/12) due to a sore left calf ... **2010-11 (Orlando):** Averaged 13.1 points, team-high 6.0 assists, 3.0 rebounds and 30.5 minutes in 76 games (76 starts) ... shot 40.1% (119-297 3FGs) from 3-point range and 80.2% (130-162 FTs) from the FT line ... among NBA leaders, ranked 20th in assists and T-29th in 3FG% ... led (or tied) the

team in scoring 6 times and in assists 51 times ... 4 double-doubles ... 10 games with 20+ points ... 56 games with 10+ points ... 6 games with 10+ assists, including a season-best 14 assists vs. MIA (11/24/10) ... hit game-winning jumper with 4.1 seconds left at NJ (11/13/10) ... hit tie-breaking and eventual game-winning 3-pointer with 1:19 remaining vs. BOS (12/25/10) ... hit game-winning 3-pointer at the buzzer vs. DEN (3/18/11)...missed 6 total games due to injury/illness: 2 games on the inactive list (11/6-11/8/10) due to a sprained left ankle, 3 games (12/3-12/6/10) due to a stomach virus and 1 game (3/28/11) due to a sprained left knee ... ejected after receiving 2 technical fouls vs. MIA (11/24/10) ... **2009-10 (Orlando):** Averaged 12.6 points, team-high 5.4 assists, 3.0 rebounds and 28.6 minutes in 65 games (64 starts) ... shot 38.1% (86-226 3FGs) from 3-point range and 84.5% (98-116 FTs) from the FT line ... led (or tied) the team in scoring 8 times and in assists a team-best 43 times ... 4 double-doubles ... 5 games with 20+ points ... 45 games with 10+ points ... 5 games with 10+ assists ... pulled down his 1,000th career rebound at DET (11/3/09) ... passed Tracy McGrady (1,533) for 5th place on the Magic's all-time assist list vs. NJ (11/13/09)...missed a total of 17 games due to injury ... missed 16 games (11/18-12/19/09, on inactive list 3 times during that span) due to a torn meniscus in his left knee (underwent arthroscopic surgery on 11/18/09) and missed 1 game (2/2/10) due to a hyperextended left knee ... **2008-09 (Orlando):** Averaged 16.7 points, 5.4 assists, 3.5 rebounds, 1.2 steals and 31.2 minutes in 42 games (42 starts) for the Eastern Conference champion Orlando Magic ... shot 50.3% (267-531 FGs) from the field, 45.3% (82-181 3FGs) from 3-point range and 88.7% (86-97 FTs) from the FT line ... named 2009 NBA All-Star (missed game due to injury) ... finished 2nd in the NBA in 3FG% and 14th in assists-to-turnover ratio (2.72, 226/83) ... named NBA's Eastern Conference Player of the Week twice -- for the periods ending 12/21/08 and 1/18/09 ... 14 games with 20+

CAREER STATISTICS

NBA REGULAR SEASON

	-Field Goals-					-Free Throws-		-Rebounds-						-Averages-							
YEAR/TEAM	GP	MIN	FGM	FGA	PCT	FTM	FTA	PCT	OFF	DEF	TOT	AST	PF	DQ	STL	TO	BS	PTS	RPG	APG	PPG
04-05 \ ORL	79	1612	286	628	.455	73	107	.682	52	141	193	237	199	4	78	117	3	689	2.4	3.0	8.7
05-06 \ ORL	62	1784	347	719	.483	141	181	.779	39	141	180	302	174	2	70	148	9	905	2.9	4.9	14.6
06-07 \ ORL	77	2331	376	875	.430	183	221	.828	50	186	236	330	225	2	73	184	5	1000	3.1	4.3	13.0
07-08 \ ORL	69	1961	283	603	.469	125	151	.828	28	215	243	383	167	1	63	141	4	755	3.5	5.6	10.9
08-09 \ ORL	42	1309	267	531	.503	86	97	.887	20	125	145	226	123	1	51	83	3	702	3.5	5.4	16.7
09-10 \ ORL	65	1860	317	706	.449	98	116	.845	26	198	194	353	147	0	48	139	2	818	3.0	5.4	12.6
10-11 \ ORL	76	2319	374	838	.446	130	162	.802	37	189	226	456	209	1	75	194	3	997	3.0	6.0	13.1
11-12 \ ORL	57	1706	259	606	.427	71	88	.807	29	152	181	325	130	1	38	135	5	676	3.2	5.7	11.9
12-13 \ ORL	56	1977	306	780	.392	89	102	.873	23	186	209	413	161	1	71	154	6	822	3.7	7.4	14.7
13-14 \ ORL	68	2179	294	747	.394	96	112	.857	29	202	231	476	146	1	52	166	5	820	3.4	7.0	12.1
14-15 \ ALL-TEAMS	63	1407	205	504	.407	24	36	.667	33	113	146	253	136	1	47	109	6	523	2.3	4.0	8.3
15-16 \ DEN	39	1036	113	307	.368	114	146	.780	19	96	115	190	100	0	25	66	5	299	2.9	4.9	7.7
TOTALS	753	21481	3427	7844	.437	1146	1408	.814	385	1914	2299	3944	1917	15	691	1636	56	9006	3.1	5.2	12.0
Three-Point Field Goals: '04-05, 44-141 (.312); '05-06, 70-165 (.424); '06-07, 65-194 (.335); '07-08, 64-154 (.416); '08-09, 82-181 (.453); '09-10, 86-226 (.381); '10-11, 119-297 (.401); '11-12, 87-231 (.377); '12-13, 121-355 (.341); '13-14, 136-391 (.348); '14-15, 89-258 (.345); '15-16, 43-144 (.299); Totals: 1006-2737 (.368).																					

NBA PLAYOFFS

	-Field Goals-					-Free Throws-			-Rebounds-					-Averages-							
YEAR\TEAM	GP	MIN	FGM	FGA	PCT	FTM	FTA	PCT	OFF	DEF	TOT	AST	PF	DQ	STL	TO	BS	PTS	RPG	APG	PPG
2007\ORL	4	129	21	50	.420	10	11	.909	4	8	12	13	19	2	3	9	0	57	3.0	3.3	14.3
2008\ORL	10	333	57	113	.504	28	37	.757	4	37	41	47	43	1	3	21	2	162	4.1	4.7	16.2
2009\ORL	5	90	8	23	.479	2	4	.500	1	6	7	14	3	0	1	7	0	19	1.4	2.8	3.8
2010\ORL	14	479	91	190	.479	51	62	.823	9	41	50	67	38	1	14	35	0	266	3.6	4.8	19.0
2011\ORL	6	216	31	82	.378	11	14	.786	7	18	25	30	14	0	12	8	0	79	4.2	5.0	13.2
2012\ORL	5	182	29	74	.392	12	16	.750	1	18	19	33	13	0	4	10	1	78	3.8	6.6	15.6
TOTALS	44	1429	237	532	.445	114	144	.792	26	128	154	204	130	4	37	90	3	661	3.5	4.6	15.0
Three-Point Field Goals: 2007, 5-14 (.357), 2008, 20-41 (.448), 2009, 1-6 (.167), 2010, 33-84 (.393), 2011, 6-26 (.231), 2012, 8-25 (.320). Totals: 73-196 (.372).																					

SEE PAGE 19 FOR CAREER-HIGH INFORMATION.



JAMEER NELSON

points, including a career-high-tying 32 points at GS (12/15/08) ... 37 games with 10+ points ... 2 games with 10+ assists ... grabbed a career-high 10 rebounds at OKC (11/12/08) ... missed 5 games (inactive list: 11/26-11/27/08, 12/3/08; DNP: 11/29-12/1/08) due to a strained right hip flexor ... suffered a torn right labrum vs. DAL (2/2/09) and missed the final 35 games of the season on the inactive list (2/4-4/15/09) due to the injury ... underwent surgery 2/19/09 ... returned to play in the NBA Finals vs. LAL ...

2007-08 (Orlando): Appeared in 69 games (with 62 starts), averaging 10.9 points, team-high 5.6 assists, 3.5 rebounds and 28.4 minutes ... shot 41.6% (64-154 3FGs) from 3-point range and 82.8% (125-151 FTs) from the FT line...among NBA leaders, ranked 15th in 3FG% and 38th in FT%...7 games with 20+ points...4 games with 10+ assists ... recorded his 1,000th career assist at MIL (12/12/07) ... reached 3,000 career points at DEN (1/11/08) ... recorded 2 DNP-CDs ... spent 11 games on the inactive list: 1 game due to a concussion (11/6/07), 1 game due to a back strain (12/29/07), 5 games due to a strained tendon in his right foot (1/19-1/27/08), 1 game due to flu-like symptoms/strained right hamstring (3/1/08), 2 games due to a jaw contusion (3/28-4/1/08) and 1 game on 4/16/08 ...

2006-07 (Orlando): Averaged 13.0 points, team-high 4.3 assists, 3.1 rebounds and 30.3 minutes in 77 games (all starts) ... among NBA leaders, ranked T-33rd in assists and 40th in FT% (shot a team-best .828, 183-221, from the line) ... led (or tied) the team in scoring 12 times and in assists a team-best 42 times...12 games with 20+ points ... 49 games with 10+ points ... hit game-winning 3-pointer with 1.7 seconds left at SAC (12/4/06) ... scored 2,000th career point vs. CHA (1/5/07) ... pulled down 8 rebounds at CHA (3/12/07) ... missed a total of 5 games: on inactive list 4 games (12/13-12/20/06) due to a strained right groin and DNP 1 game (2/14/07) due to the flu ...

2005-06 (Orlando): Averaged 14.6 points, 4.9 assists, 2.9 rebounds, 1.1 steals and 28.8 minutes in 62 games (33 starts) ... shot 48.3% (347-719 FGs) from the field and 42.4% (70-165 3FGs) from 3-point range ... in his 33 starts, averaged 16.0 points, 5.8 assists, 3.0 rebounds, 1.1 steals and 31.9 minutes...among NBA leaders, ranked T-9th in 3FG% and 35th in FG% ... led (or tied) the team in scoring 18 times and in assists 33 times ... 15 games with 20+ points ... 43 games with 10+ points ... career-high 32 points at SEA (1/11/06) ... dished out 13 assists at POR (1/12/06) ... missed 20 games due to a sprained right mid-foot: DNP 5 times (1/21-1/29/06) and on the inactive list for 15 games (2/1-3/1/06)...

2004-05 (Orlando): Averaged 8.7 points, 3.0 assists, 2.4 rebounds and 20.4 minutes in 79 games (21 starts)...in his 21 starts, averaged 15.7 points, 5.2 assists, 4.7 rebounds and 1.7 steals in 38.0 minutes ... named to the NBA's All-Rookie Second Team...ranked among all NBA rookies in scoring (10th), assists (T-3rd), FG% (T-9th), 3FG% (8th) and steals (T-4th)...led (or tied) the team in assists 15 times ... led (or tied) the team in scoring 3 times ... 35 games with 10+ points ... had at least 1 steal in 42 outings and 2+ steals 17 times, including career-high and Magic rookie record 7 steals vs. PHI (1/22/05) ... made his NBA regular-season debut vs. MIL (11/3/04) and logged 8 minutes ... scored 1st career point at NO (11/15/04)...in 1st career start, 13 points, 8 rebounds and game-high 7 assists in 37 minutes at MIA (2/26/05) ... 1st career double-double with 18 points and 13 assists vs. CHA (3/24/05) ... had 8 rebounds 3 times, the last on 4/6/05 vs. CHI ... DNP on 3/30/05, 4/1/05 and 4/2/05 due to an intercostal tear (rib muscle, left side).

PLAYOFFS

In 44 games (39 starts) with the Orlando Magic over six seasons averaged 15.0 points, 3.5 rebounds and 4.6 assists in 32.5 minutes ...

2011-12: Averaged 15.6 points, team-high 6.6 assists, 3.8 rebounds and 36.4 minutes in 5 games (all starts) ... dished out a playoff career-high 11 assists vs. IND (5/5/12) ...

2010-11: Averaged 13.2 points, 5.0 assists, 4.2 rebounds, 2.0 steals and 36.6 minutes in 6 games ...

2009-10: Started all 14 playoff games, averaging 19.0 points, 4.8 assists, 3.6 rebounds, 1.0 steal and 34.2 minutes...scored a playoff career-high 32 points twice, the last time on 4/24/10 at CHA ... pulled down a playoff career-high 9 rebounds vs. BOS (5/16/10)...recorded a playoff career-high 4 steals at CHA (4/24/10) ...

2008-09: Returned from a torn right labrum (suffered on 2/2/09; underwent surgery for it 2/19/09) to appear in the NBA Finals vs. LAL ... averaged 3.8

points, 2.8 assists, 1.4 rebounds and 18.0 minutes in 5 NBA Finals games ...

2007-08: Averaged 16.2 points, 4.7 assists, 4.1 rebounds and 33.3 minutes in 10 games (all starts) ...

2006-07: Started all 4 playoff games vs. DET, averaging 14.3 points, 3.3 assists, 3.0 rebounds and 32.3 minutes ...

CAREER TRANSACTIONS

Selected by the Denver Nuggets in the first round (20th overall) of the 2004 NBA Draft ... Traded by Denver to Orlando in exchange for Julius Hodge in a draft night deal on 6/24/04 ... Waived by the Orlando Magic on 6/30/14 ... Signed a multi-year contract with the Dallas Mavericks on 7/24/14 ... Traded by the Dallas Mavericks with Jae Crowder, Brandon Wright, a 2015 1st round draft pick and a 2016 2nd round draft pick to the Boston Celtics for Dwight Powell and Rajon Rondo ... Traded by the Boston Celtics to the Denver Nuggets in exchange for Nate Robinson on 1/13/15 ... Signed contract extension with Denver on 8/7/15.

COLLEGE

Played and started in 125 career games for Saint Joseph's University, averaging 16.8 points, 5.7 assists, 4.6 rebounds and 2.1 steals.

2003-04: Consensus National Player of the Year as a senior, earning the Associated Press, Wooden, Naismith, Rupp, Robertson and Chevrolet Player of the Year awards...shared the NABC top player award with Connecticut's Emeka Okafor...also chosen Player of the Year by The Sporting News, ESPN.com, SI.com and FoxSports.com...unanimous First Team All-America selection and Atlantic 10 Player of the Year, after averaging 20.6 points, 5.3 assists, 4.7 rebounds and 3.0 steals in 32 contests in 2003-04 ... led Saint Joe's to a perfect regular season record (27-0), a top ranking in the national polls, the school's first No. 1 seed in the NCAA Tournament and a trip to the Elite Eight...earned A-10 Player of the Week honors a record 8 times and captured the Francis Pomeroy Naismith Award, given to the top player in the country 6-feet and under.

2002-03: As a junior, averaged 19.7 points, 5.0 rebounds, 4.7 assists and 2.2 steals in 30 games...scored career-high 39 points vs. Dayton in the second round of the Atlantic 10 Tournament, the 3rd-highest scoring performance in the tournament's history and tied for 6th-best in school history.

2001-02: As a sophomore, led the A-10 and was 16th in the country with 6.3 assists per game...also led the conference in FT% and ranked 2nd in scoring (14.4 ppg).

2000-01: As a freshman, led conference and was 12th nationally with 6.5 assists per game...set a school single-season record with 213 assists.

PERSONAL

Had his jersey No. 14 jersey retired by Saint Joseph's University on April 23, 2004 and was inducted into the Saint Joseph's University Athletics Hall of Fame on Nov. 5, 2011 ... majored in sociology while at SJU ... son of Linda Billings and the late Pete Nelson ... has a son, Jameer, Jr. and three daughters, Jamia, Jayden and Jaycee...fan of the Philadelphia Eagles ... appeared on the cover of Sports Illustrated in 2004 ... recognized for his tremendous efforts in the Central Florida community as the winner of the Rich and Helen DeVos Community Enrichment Award in 2013 ... participated in Magic's Thanksgiving Day event at the Coalition for the Homeless multiple times ... annually holds Jameer Nelson Basketball Showcase for kids in his hometown...established the Pete and Jameer Nelson Foundation, benefitting the lives of children in the Chester/Philadelphia and Orlando areas ... served as a school crossing guard in the Central Florida community in 2005 ... taped a PSA for the Orange County School Board's campaign, "Education is Cool" ... bought and distributed toys to underprivileged children and families over the holidays ... donated tickets to community organizations and met with the groups pre-game ... assisted former teammate Pat Garrity with his food/toiletary donations for needy families at a local community center.



JAMEER NELSON 1



JUSUF NURKIĆ

2015-16 STATS:

PPG.....8.2

RPG.....5.5

MPG.....17.1

ABOUT ME:

Position: Center

Height/Weight: 7'0"/279

Date of Birth: 8/23/94

Pro Experience: 2 years

2015-16

PPG: 8.2 RPG: 5.5 BPG: 1.38 MPG: 17.1
10+PTS: 11 20+PTS: 1 10+RBS: 4 10/10: 4

Appeared in 32 games (three starts), averaging 8.2 points, 5.5 rebounds and 1.38 blocks in 17.1 minutes ... Made his season debut after missing 33 games due to a Left Patellar Tendon Repair at GSW on 1/2 ... Recorded 11 points, 14 rebounds, five steals and four assists in a career-high 39 minutes at POR on 4/13 ... Posted a career-high with 21 points going 10-18 from the field and added nine rebounds vs. SAS on 4/8 ... Registered 19 points going 9-13 from the field and grabbed seven boards at LAL on 3/27 ... Tallied 18 points on 7-11 FG's, four rebounds and five assists at LAC on 3/25 ... Had 17 points (7-9 FT's) and had four rebounds in 18 minutes vs. WAS on 3/12 ... Posted 16 points along with 11 rebounds in 24 minutes at DET on 2/10 ... Recorded 15 points, 10 rebounds and five blocks in 22 minutes at MIN on 1/6 ... Posted 12 points and eight rebounds in 15 minutes vs. POR on 1/3 ... Missed two games from 1/15-1/17 with left knee soreness ... Registered 12 DNP-CD's ... Missed three games from 3/28-3/31 due to illness.

CAREER

2014-15 (Denver): Appeared in 62 games (27 starts) in his rookie campaign, averaging 6.9 points, 6.2 rebounds and 1.10 blocks in 17.8 minutes ... Recorded his career-high with 17 points on 7-13 FG's in 30 minutes at GSW on 4/15 ... Posted 16 points matching a season-high to go along with seven rebounds at MIA on 3/20 ... Had 11 points, a career-high 15 rebounds, two steals and three blocks in 33 minutes at MIL on 2/21 ... Tied a season-high 16 points while also pulling down 14 rebounds vs. OKC on 2/9 ... Grabbed 13 rebounds while adding six points at DET on 2/6 ... Recorded 15 points on 7-9 shooting and also grabbed nine rebounds at NOP on 1/28 ... Tied a season-high with 16 points while pulling down eight rebounds at SAC on 1/9 ... Recorded 11 points and grabbed 10 rebounds while blocking five shots vs. MEM on 1/3 ... Had a career-high 10 rebounds to go along with 10 points for his first career double-double at CHI on 1/1 ... Recorded a career-high 16 points (7-10 FG's) to go along with eight rebounds in 27 minutes vs. LAL on 12/30 ... Posted eight points and grabbed eight rebounds in 14 minutes vs. MIN on 12/26 ... Had 10 points to go along with four rebounds in 17 minutes vs. CLE on 11/7 ... Had five points and seven rebounds in 13 minutes in NBA debut vs. OKC on 10/31 ... Missed seven games from 2/27-3/9 due to a right ankle sprain ... Missed three games from 1/25-12/8 due to personal reasons ... Had nine DNP-CD's and one DNP-Inactive.

CAREER TRANSACTIONS

Selected by the Chicago Bulls in the first round (16th overall) in the 2014 NBA Draft ... Traded to the Denver Nuggets in a draft night deal in exchange for Doug McDermott (11th overall) and Anthony Randolph on 6/26/14.

INTERNATIONAL EXPERIENCE

2013-14: Played for Bosnia and Herzegovina in the 2014 Under-20 European Championship Division B in Sarajevo ... Averaged 21.4 points, 12.0 rebounds, 3.3 assists and 2.63 blocks in eight games while leading Bosnia to the a championship ... Was named the MVP of the tournament ... Scored 34 points and grabbed 13 rebounds in Bosnia's victory over Belgium in the championship game ... Appeared in 58 games for Cedevita Zagreb in and averaged 10.9 points, 5.0 rebounds, 1.1 blocks in 16.3 minutes ... In the Adriatic League, posted 11.7 points (20th in league), 5.7 rebounds (17th), and 0.8 blocks (9th) in 16.6 minutes ... **2012-13:** With Cedevita in the Adriatic League, posted 3.6 points and 2.0 rebounds ... Loaned in January to Zadar to get more minutes ... In Croatia A1 (w/ Zadar), averaged 8.1 points, 4.4 rebounds and 0.9 blocks in 13.5 minutes ... Held averages 4.1 points and 2.0 rebounds in the Adriatic League ... **2011-12:** Played for Union Olimpija's junior team in the Nike International Junior Tournament averaging 18.8 points, 11.0 rebounds and 2.0 blocks in 30.0 minutes over five game ... Made 7-of-15 on three-pointers.

PERSONAL

Did not play basketball until he was 14 ... Recruited to play the game after his future basketball agent read an article about his tall father, a policeman in Tuzla ... He tracked him down and asked if he had a son.

JUSUF NURKIĆ 23

JUSUF
NURKIĆ
23





CAREER STATISTICS

NBA REGULAR SEASON

	-Field Goals-					-Free Throws-			-Rebounds-					-Averages-							
YEAR/TEAM	GP	MIN	FGM	FGA	PCT	FTM	FTA	PCT	OFF	DEF	TOT	AST	PF	DQ	STL	TO	BS	PTS	RPG	APG	PPG
14-15 \ DEN	62	1103	171	383	.446	84	132	.636	125	257	382	50	207	6	52	86	68	426	6.2	0.8	6.9
15-16 \ DEN	32	547	101	242	.417	61	99	.616	65	110	175	40	91	0	24	55	44	263	5.5	1.3	8.2
TOTALS	94	1650	272	625	.435	145	231	.628	190	367	557	90	298	6	76	141	112	689	5.9	1.0	7.3
Three-Point Field Goals: '14-15, 0-2 (.000); '15-16, 0-3 (.000). Totals: 0-5 (.000).																					

Three-Point Field Goals: '14-15, 0-2 (.000); '15-16, 0-3 (.000). Totals: 0-5 (.000).

SEE PAGE 19 FOR CAREER-HIGH INFORMATION.



JUSUF NURKIĆ 23



JAKARR SAMPSON

2015-16 STATS:

PPG.....5.1

RPG.....2.6

MPG.....15.9

ABOUT ME:

Position: Forward

Height/Weight: 6'9"/214

Date of Birth: 3/20/93


College: St. John's University

Pro Experience: 2 years

JAKARR SAMPSON 9

JAKARR SAMPSON

9



2015-16

PPG: 5.1 RPG: 2.6 APG: 0.6 MPG: 15.9
10+ PTS: 8

Appeared in 73 games (40 starts) with both the Philadelphia 76ers and Denver Nuggets averaging 5.1 points, 2.6 rebounds and 0.6 assists in 15.9 minutes ... Acquired off waivers by the Nuggets on 2/22/16 ... In 26 games (22 starts) for Denver posted averages of 5.2 points, 2.3 rebounds and 0.6 assists in 18.0 minutes ... Set a season-high with 16 points (6-8 FG's) along with four rebounds in 25 minutes vs. SAS on 4/8 ... Posted 11 points, three rebounds and two blocks at LAL on 3/25 ... Had his first points as a Nugget scoring three points in 12 minutes at LAC on 2/24 ... Tied a season-high with 13 points and grabbed six rebounds vs. DEN on 2/5 ... Recorded 12 points and five rebounds in 23 minutes at NYK on 12/2 ... Posted 10 points, seven rebounds and two assists at CLE on 12/20 ... Had 13 points and four rebounds in the opening game of the season at BOS on 10/28.

CAREER TRANSACTIONS

Was not selected in the 2014 NBA Draft ... Signed as a free agent with Philadelphia on 9/29/14 ... Waived by the Philadelphia 76ers on 2/18/16 ... Signed a multi-year contract with the Denver Nuggets on 2/22/16.

PROFESSIONAL EXPERIENCE

2014-15 (Philadelphia): In 74 games (32 starts) for Philadelphia, averaged 5.2 points, 2.2 rebounds and 1.0 assists in 15.3 minutes per game while shooting 42.2% from the floor, 24.4% from 3-point range and 67.0% from the line ... Became just the fourth rookie dating back to 1994-95 to average at least 5.0 points, 2.0 rebound and 1.0 assists in fewer than 16.0 minutes per game ... Over his final 57 games played, averaged 6.3 points on 44.0% shooting after averaging 1.6 ppg on 27.0% shooting his first 17 games played ... Scored in double-figures 11 times, including a career-high 22 points in the season finale vs. Miami on 4/15 ... Was assigned to the Delaware 87ers of the NBA Development League on 11/21/14 and was recalled on 11/24/14 ... In two games played for the Sevens, averaged 15.0 points and 4.5 rebounds ... **Summer 2015:** Started four games for Philadelphia in the 2015 NBA Summer League in Las Vegas, averaging 13.0 points and 5.0 rebounds in 22.8 minutes per game while shooting 36.0% from the floor, 34.8% from 3-point range and 66.7% from the line ... **Summer 2014:** Appeared in all five games for Philadelphia in the 2014 Orlando Pro Summer League, averaging 8.2 points, 4.8 rebounds and 1.20 steals in 19.4 minutes per game while shooting 50.0% from the floor, 16.7% from 3-point range and 42.9% from the line.

COLLEGE

Was an early entry candidate for the 2014 NBA Draft following his sophomore season at St. John's ... For his career, averaged 13.9 points and 6.4 rebounds and 1.03 blocks ... Shot 49.5% from the floor as a sophomore after shooting 44.9% as a freshman ... Named BIG EAST Rookie of the Year as a freshman ... **2013-14 (Sophomore):** In 33 games, averaged 12.9 points, 6.1 rebounds and 1.2 assists in 29.0 minutes ... **2012-13 (Freshman):** Averaged 14.8 points, 6.6 rebounds and 1.1 assists in 31.5 minutes.

PERSONAL

Born in Cleveland, Ohio ... Son of Dawnette Epps and Darrel Sampson ... Has an older brother, D.J., and a younger brother Justin ... Majored in liberal studies ... Named the NEPSAC AAA Player of the Year and Most Valuable Player of the National Prep Championship during his postgraduate year at Brewster Academy in Wolfeboro, N.H., in 2011-12 ... Keyed the Bobcats to a 33-1 record and the 2012 national tournament title ... Attended the same high school as LeBron James, St. Vincent-St. Mary in Akron and led school to a state title.



CAREER STATISTICS

NBA REGULAR SEASON

			-Field Goals-			-Free Throws-			-Rebounds-										-Averages-		
YEAR/TEAM	GP	MIN	FGM	FGA	PCT	FTM	FTA	PCT	OFF	DEF	TOT	AST	PF	DQ	STL	TO	BS	PTS	RPG	APG	PPG
14-15 \ PHI	74	1131	146	346	.422	63	94	.670	35	128	163	77	135	0	38	76	26	386	2.2	1.0	5.2
15-16 \ PHI-DEN	73	1160	140	314	.442	80	122	.656	46	144	190	46	142	1	23	70	33	374	2.6	0.6	5.1
TOTALS	147	2291	286	663	.431	143	216	.662	81	272	353	123	277	1	61	146	59	760	2.4	0.8	5.2

Three-Point Field Goals: '14-15 31-127 (.244); '15-16 14-63 (.222). Totals: 45-190 (.237).

SEE PAGE 19 FOR CAREER-HIGH INFORMATION.



JAZZARR SAMPSON 9



AXEL TOUPANE

2015-16 STATS:

PPG 3.6

RPG 1.5

MPG 14.5

ABOUT ME:

Position: Forward

Height/Weight: 6'7"/197

Date of Birth: 7/23/92

Pro Experience: 1 year

2015-16

PPG: 3.6 RPG: 1.5 APG: 0.7 MPG: 14.5
10+ PTS: 3

Appeared in 22 games for the Denver Nuggets, holding averages of 3.6 points and 1.5 rebounds in 14.5 minutes ... Posted a career-high 14 points (4-6 FG's) to go along with three rebounds in 19 minutes vs. SAC on 4/2 ... Had eight points along with three steals and two blocks in 19 minutes vs. WAS on 3/12 ... Recorded 10 points (3-7 FG's) to go along with two rebounds and two assists in 15 minutes vs. PHX on 3/10 ... Made his season-debut vs. BKN on 3/4, playing a total of 5 minutes.

CAREER TRANSACTIONS


Undrafted in the 2014 NBA Draft ... Signed a contract with the Toronto Raptors on 7/23/15 ... Waived by the Toronto Raptors on 10/24/15 ... Signed a 10-day contract with the Denver Nuggets on 3/3/16 ... Signed a second 10-day contract with the Denver Nuggets on 3/14/16 ... Signed a multi-year contract with the Denver Nuggets on 3/24/16.

PROFESSIONAL EXPERIENCE

2015-16: Appeared in 32 games (14 starts) for the Raptors 905 of the NBA D-League, holding averages of 14.6 points, 5.6 rebounds and 3.6 assists in 29.7 minutes per game ... **2014-15:** Appeared in a total of 61 games (nine starts) for Strasbourg IG of LNB Pro A, averaged 7.0 points, 2.4 rebounds and 1.3 assists in 18.3 minutes per game ... **2013-14:** Played in 59 games (20 starts) for Strasbourg IG, holding averages of 5.5 points, 2.5 rebounds and 0.9 assists in 18.5 minutes ... **2012-13:** Appeared in a total of 37 games (22 starts) for Strasbourg IG, finished with 3.7 points, 1.8 rebounds and 0.7 assists in 16.5 minutes ... **2011-12:** Played in 22 games (two starts) for Strasbourg IG, averaging 2.5 points and 1.4 rebounds in 11.2 minutes.

AXEL
TOUPANE

6





CAREER STATISTICS

NBA REGULAR SEASON

	-Field Goals-					-Free Throws-			-Rebounds-					-Averages-									
YEAR/TEAM	GP	MIN	FGM	FGA	PCT	FTM	FTA	PCT	OFF	DEF	TOT	AST	PF	DQ	STL	TO	BS	PTS	RPG	APG	PPG		
15-16 \ DEN	21	305	25	70	.357	13	17	.765	8	23	31	15	7	0	7	6	6	76	1.5	0.7	3.6		
TOTALS	21	305	25	70	.357	13	17	.765	8	23	31	15	7	0	7	6	6	76	1.5	0.7	3.6		

Three-Point Field Goals: '15-16, 13-40 (.325). Totals: 13-40 (.325).

SEE PAGE 19 FOR CAREER-HIGH INFORMATION.



AXEL TOUPANE 6



2015-16 TRAINING CAMP INVITEES



ROBBIE HUMMEL

Position - Forward **Height** - 6'8" **Weight** - 220 **Birthdate** - 3/8/89
College - Purdue **NBA Experience** - 2 years

PROFESSIONAL EXPERIENCE: 2015-16: Appeared in 20 games (5 starts) for EA& Emporio Armani Milano, averaging 8.4 points, 4.5 rebounds, and 0.9 assists in 22.9 minutes ... **2014-15:** Appeared in 45 games (four starts) for the Minnesota Timberwolves, held averages of 4.4 points, 3.0 rebounds and 0.6 assists in 16.5 minutes per game ... **2013-14:** In 53 games (five starts) in his rookie year with

the Minnesota Timberwolves averaged 3.4 points, 2.5 rebounds and 0.4 assists in 12.4 minutes ... **2012-13:** Played in 30 games (one start) for Rio Natura Monbus Obradoiro of the ACB league, averaging 10.1 points, 3.8 rebounds and 0.7 assists.

COLLEGE: 2011-12: Purdue's first-ever winner of the Lowe's Senior CLASS Award ... An honorable mention AP All-American ... USBWA All-District V ... NABC All-District 7 Finished his career ranked ninth in program history in points (1,772), fourth in rebounds (862), three-point field goals (216) and games started (120) ... **2010-11:** Named to the John R. Wooden Award Preseason Top 50 ... Missed the season after suffering a torn anterior cruciate ligament in preseason practice ... **2009-10:** Second-team State Farm Coaches All-American ... Honorable mention AP All-American ... UBWA All-District V ... NABC All-District 7 ... First-team All-Big Ten ... **2008-09:** Helped lead Team USA to the bronze medal at the 2009 World University Games in Belgrade, Serbia ... Received third-team All-Big Ten honors from the conference media and head coaches ... Named MVP of the Big Ten Tournament ... **2007-08:** Named first-team All-Big Ten by the league's media and head coaches, becoming the first Purdue freshman to ever garner first-team honors ... Selected to the Big Ten All-Freshman Team.

CAREER TRANSACTIONS: Drafted by the Minnesota Timberwolves in the second round (58th overall) of the 2012 NBA Draft ... Signed a contract with the Minnesota Timberwolves on 9/23/13 ... Released by the Timberwolves on 7/1/14 ... Signed a contract with the Minnesota Timberwolves on 7/22/14 ... Released by the Timberwolves on 7/1/15 ... Signed with EA7 Emporio Armani Milano on 7/31/15 ... Signed a multi-year contract with the Denver Nuggets on 9/7/16.

NBA REGULAR SEASON

YEAR\TEAM	GP	MIN	FGM	-Field Goals-			-Free Throws-			-Rebounds-			-Averages-		
				FGA	PCT	FTM	FTA	PCT	OFF	DEF	TOT	AST	PF	DQ	STL
13-14\MIN	53	655	67	177	.379	15	16	.938	35	97	132	23	57	0	16
14-15\MIN	45	742	79	172	.459	24	29	.828	31	103	134	27	86	0	16
TOTALS	98	1397	146	349	.418	39	45	.867	66	200	266	50	143	0	32
Three-Point Field Goals: '13-14, 32-89 (.360); '14-15, 16-51 (.314); Totals: 48-140 (.343).															

INTERNATIONAL EXPERIENCE

YEAR\TEAM	GP	MIN	FGM	-Field Goals-			-Free Throws-			-Rebounds-			-Averages-		
				FGA	PCT	FTM	FTA	PCT	OFF	DEF	TOT	AST	PF	DQ	STL
15-16\EAM	20	458	66	142	.465	10	11	.909	24	67	91	18	53	0	14
TOTALS	20	458	66	142	.465	10	11	.909	24	67	91	18	53	0	14
Three-Point Field Goals: '15-16, 25-64 (.391). Totals: 25-64 (.391).															





D.J. KENNEDY

Position - Guard/Forward **Height** - 6'6" **Weight** - 215 **Birthdate** - 11/5/89
College - St. John's University **NBA Experience** - 1 year

PROFESSIONAL EXPERIENCE: 2015-16: Appeared in 40 games (38 starts) for Enisey Krasnoyarsk, averaging 15.0 points, 7.4 rebounds and 3.7 assists in 30.3 minutes ... **2014-15:** Played in a total of 33 games (all starts) for both MHP Riesen Ludwigsburg and Krasny Otkryabr holding averages of 18.0 points, 6.2 rebounds and 2.8 assists in 34.7 minutes ... **2013-14:** Appeared in 27 games (18 starts) for both Hapoel Unet Holon and BCM Gravelines, averaging 11.6 points,

5.2 rebounds and 1.6 assists in 26.4 minutes ... **2011-12:** Appeared in two games for the Cleveland Cavaliers averaging 6.0 points, 3.5 rebounds and 1.5 assists in 29.5 minutes.

D-LEAGUE EXPERIENCE: 2012-13: Appeared in 49 games (39 starts) for both Rio Grande Valley and the Erie Bayhawks, averaging 16.6 points, 7.7 rebounds and 5.1 assists in 37.4 minutes ... **2011-12:** Played in 44 games (all starts) for the Erie Bayhawks, held averages of 15.7 points, 7.3 rebounds and 4.4 assists in 37.4 minutes.

D-LEAGUE PLAYOFFS: 2012-13: Appeared in six games (all starts) for Rio Grande Valley, averaging 21.3 points, 9.3 rebounds and 6.0 assists in 39.6 minutes ... **2011-12:** Played in three games (all starts) for the Erie Bayhawks, held averages of 14.3 points 9.7 rebounds and 5.3 assists in 41.9 minutes.

COLLEGE: 2009-10: One of three Red Storm players to see action in all 33 games, along with teammates Paris Horne and Sean Evans ... made 31 starts on the year, including 17-of-18 BIG EAST games ... a first team All-Met selection by the Metropolitan Basketball Writers Association (MBWA) after leading the Red Storm in scoring (15.1 points per game), rebounding (202, 6.1 rebounds per game), assists (102, 3.1 assists per game), steals (38, 1.2 steals per game), free throw percentage (.756), 3-point field goal percentage (tied for first, .383) and minutes played (31.4 per game) ... **2008-09:** One of only two Red Storm players to start and play in each of the squad's 34 games ... led the Red Storm in minutes played at 34.6 per game, free throws made (187), free throws attempted (187) and defensive rebounds (167, 4.9 per game) ... **2007-08:** Played in all 30 games for the Red Storm, starting 29 and averaging 26.5 minutes per game ... contributed 7.8 points per game to rank fifth on the team, and pulled down 5.8 rebounds per outing, good enough for second on the squad ... reached double-figures in scoring in 11 contests.

CAREER TRANSACTIONS: Went undrafted in the 2011 NBA Draft ... Signed as a free agent with the Cleveland Cavaliers on 4/21/12 ... Traded by the Cleveland Cavaliers to the Memphis Grizzlies for Jeremy Pargo, cash and a 2014 2nd round draft pick (Vasilije Micic was later selected) on 7/25/12 ... Waived by the Memphis Grizzlies on 9/18/12 ... Signed as a free agent with the Memphis Grizzlies on 9/29/12 ... Waived by the Memphis Grizzlies on 10/7/12 ... Signed as a free agent with the Dallas Mavericks on 9/10/13 ... Waived by the Dallas Mavericks on 10/22/13 ... Signed a contract with the Denver Nuggets on 8/16/16.

NBA REGULAR SEASON

YEAR\TEAM	GP	MIN	-Field Goals-			-Free Throws-			-Rebounds-			-Averages-									
			FGM	FGA	PCT	FTM	FTA	PCT	OFF	DEF	TOT	AST	PF	DQ	STL	TO	BS	PTS	RPG	APG	PPG
11-12 \ CLE	2	59	5	12	.417	0	2	.000	1	6	7	3	7	0	2	3	0	12	3.5	1.5	6.0
TOTALS	2	59	5	12	.417	0	2	.000	1	6	7	3	7	0	2	3	0	12	3.5	1.5	6.0

Three-Point Field Goals: '11-12, 2-4 (.500). **Totals:** 2-4 (.500).

INTERNATIONAL EXPERIENCE

YEAR\TEAM	GP	MIN	-Field Goals-			-Free Throws-			-Rebounds-			-Averages-									
			FGM	FGA	PCT	FTM	FTA	PCT	OFF	DEF	TOT	AST	PF	DQ	STL	TO	BS	PTS	RPG	APG	PPG
13-14 \ HAP\BCM	27	712	90	222	.405	103	138	.746	29	110	139	44	58	0	30	45	9	312	5.2	1.6	11.6
14-15 \ MHP\KRA	33	1144	179	392	.457	203	256	.793	38	166	204	92	75	0	49	97	7	594	6.2	2.8	18.0
15-16 \ ENI	40	1210	210	466	.451	152	188	.809	64	231	295	146	90	0	44	84	9	597	7.4	3.7	14.9
TOTALS	100	3066	479	1080	.443	458	582	.786	131	507	638	282	223	0	123	226	25	1503	6.4	2.8	15.0

Three-Point Field Goals: '13-14, 29-81 (.358); '14-15, 33-100 (.330); '15-16, 25-87 (.287). **Totals:** 87-268 (.324).





Position - Forward/Center **Height** - 6'9" **Weight** - 263 **Birthdate** - 1/7/94
College - Tennessee **NBA Experience** - 2 years

PROFESSIONAL EXPERIENCE: 2015-16: Appeared in seven games for the Memphis Grizzlies and Miami Heat, averaging 1.0 point, 0.6 rebounds and 0.1 assists in 2.7 minutes. **2014-15:** Appeared in 19 games (two starts) with the Memphis Grizzlies, averaging 3.0 points, 1.8 rebounds and 0.2 assists in 6.6 minutes

D-LEAGUE EXPERIENCE: **2015-16:** Appeared in 28 games (all starts) for the Sioux Falls Skyforce, averaging 20.6 points, 9.3 rebounds, 1.1 assists and 0.7 blocks in 30.7 minutes ... **2016 Most Valuable Player** ... **2016 All D-League First Team** ... **2014-15:** Appeared in 23 games (14 starts) for the Iowa Energy, averaging 15.1 points, 11.3 rebounds, 1.1 assists and 0.8 blocks in 32.1 minutes.

D-LEAGUE PLAYOFFS: 2015-16: Appeared in seven games (all starts) with the Sioux Falls Skyforce, averaging 21.1 points, 8.7 rebounds, 2.4 assists and 0.6 blocks in 29.4 minutes, helping the Skyforce win the NBADL championship with a 2-1 series win over the LA D-Fenders.

COLLEGE: Appeared in 87 total games for Tennessee (2011-14), averaging 13.0 points, 9.6 rebounds, 1.5 assists and 0.8 steals in 29.7 minutes per game ... **2013-14:** Appeared in 37 games (all starts), averaging 15.1 points, 10.6 rebounds, 2.0 assists and 0.9 blocks in 32.4 minutes ... 2014 NABC All-District (12) First Team ... 2014 First Team All-SEC (Coaches) ... 2014 SEC All-Tournament Team ... **2012-13:** Appeared in 33 games (32 starts) averaging 12.4 points, 9.6 rebounds, 1.3 assists and 1.1 blocks in 28.8 minutes ... 2013 NABC All-District (12) First Team ... 2013 Second Team All-SEC (Coaches) ... **2011-12:** Appeared in 17 games (14 starts), averaging 9.6 points, 7.4 rebounds, 0.7 assists and 0.9 blocks in 25.7 minutes ... 2012 SEC All-Freshman Team.

CAREER TRANSACTIONS: Was selected by the Utah Jazz 35th overall in the second round of the 2014 NBA Draft with his draft rights being acquired by the Memphis Grizzlies ... Signed with Memphis on 8/18/14 ... Assigned to the Iowa Energy on 11/8/14 ... Traded to the Miami Heat on 11/10/15 ... Assigned to the Sioux Falls Skyforce on 11/24/15 ... Traded to the New Orleans Pelicans on 2/18/16 ... Placed on waivers by New Orleans on 2/19/16 ... Signed with the Denver Nuggets on 9/7/16.

[illegible][illegible]

		-Field Goals-					-Free Throws-			-Rebounds-					-Averages-						
YEAR\TEAM	GP	MIN	FGM	FGA	PCT	FTM	FTA	PCT	OFF	DEF	TOT	AST	PF	DO	STL	TO	BS	PTS	RPG	APG	PPG
15-16\ SXF	7	206	61	84	.726	25	35	.714	23	38	61	17	21	0	4	16	4	148	8.7	2.4	21.1
TOTALS	7	206	61	84	.726	25	35	.714	23	38	61	17	21	0	4	16	4	148	8.7	2.4	21.1
Three-Point Field Goals: '15-16, 1-3 (.333). Totals: 1-3 (.333).																					



NATE WOLTERS

Position - Guard **Height** - 6'4" **Weight** - 190 **Birthdate** - 5/15/91
College - South Dakota State **NBA Experience** - 2 years

PROFESSIONAL EXPERIENCE: 2014-15: Appeared in 21 games for the Milwaukee Bucks and New Orleans Pelicans, averaging 2.0 points, 1.6 rebounds and 1.0 assist in 11.7 minutes ... **2013-14:** Appeared in 58 games (31 starts) for the Milwaukee Bucks, averaging 7.2 points and 2.6 rebounds, 3.2 assists and 0.6 steals in 22.6 minutes.

D-LEAGUE EXPERIENCE: 2014-15: Appeared in 12 games (eight starts) for the Grand Rapids Drive, averaging 15.3 points, 5.3 rebounds, 7.2 assists and 1.0 steals in 31.5 minutes.

COLLEGE: Appeared in 128 total games for South Dakota St. (2009-13), averaging 18.5 points, 4.7 rebounds, 5.2 assists and 1.5 steals in 33.0 minutes per game ... Currently first all time in scoring (2,363 points), assists (669), free throws made (648) and fourth in steals (192) in school history at South Dakota St. ... **2012-13:** Appeared in 33 games (all starts), averaging 22.3 points, 5.6 rebounds, 5.9 assists and 1.7 steals in 38.1 minutes ... Selected to the NABC All-American Third Team, NABC All-District (12) First Team, AP All-American Third Team and All-Summit First Team ... **2011-12:** Appeared in 34 games (all starts) averaging 21.2 points, 5.1 rebounds, 5.9 assists and 1.7 steals in 35.8 minutes ... Selected to the NABC All-District (12) First Team and All-Summit First Team ... **2010-11:** Appeared in 31 games (all starts), averaging 19.5 points, 4.6 rebounds, 6.0 assists and 1.3 steals in 33.2 minutes ... Selected to the NABC All-District (12) Second Team and All-Summit First Team ... **2009-10:** Appeared in 30 games (12 starts), averaging 10.1 points, 3.4 rebounds, 2.9 assists and 1.2 steals in 24.3 minutes.

CAREER TRANSACTIONS: Selected by the Washington Wizards in the second round of the 2013 NBA Draft (38th overall) ... Draft rights were eventually acquired by the Milwaukee Bucks on 6/28/13 ... Placed on waivers by Milwaukee on 1/9/15 ... Signed by the New Orleans Pelicans on 1/14/15 ... Placed on waivers by the Pelicans on 1/24/15 ... Claimed by the Grand Rapids Drive on 3/6/15 ... Signed with Besiktas Somp Japan on 7/24/15 ... Signed by the Nuggets on 9/12/16.

NBA REGULAR SEASON

		-Field Goals-				-Free Throws-				-Rebounds-				-Averages-							
YEAR\TEAM	GP	MIN	FGM	FGA	PCT	FTM	FTA	PCT	OFF	DEF	TOT	AST	PF	DQ	STL	TO	BS	PTS	RPG	APG	PPG
13-14 \ MIL	58	1309	170	389	.437	59	90	.656	33	116	149	187	67	0	35	57	15	417	2.6	3.2	7.2
14-15 \ MIL-NOP	21	247	20	57	.351	2	6	.333	8	26	34	21	18	0	13	13	2	42	1.6	1.0	2.0
TOTALS	79	1556	190	446	.426	61	96	.635	41	142	183	208	85	0	43	70	17	459	2.3	2.6	5.8
Three-Point Field Goals: '13-14, 18-62 (.290); '14-15, 0-7 (.000) Totals: 18-69 (.261).																					

Three-Point Field Goals: '13-14, 18-62 (.290); '14-15, 0-7 (.000). **Totals:** 18-69 (.261).

INTERNATIONAL EXPERIENCE

		-Field Goals-					-Free Throws-			-Rebounds-					-Averages-						
YEAR\TEAM	GP	MIN	FGM	FGA	PCT	FTM	FTA	PCT	OFF	DEF	TOT	AST	PF	DQ	STL	TO	BS	PTS	RPG	APG	PPG
15-16\BSM	31	946	160	364	.440	57	74	.770	25	114	139	167	70	0	33	61	13	400	4.5	5.4	12.9
TOTALS	31	946	160	364	.440	57	74	.770	25	114	139	167	70	0	33	61	13	400	4.5	5.4	12.9
Three-Point Field Goals: '15-16: 23-84 (.274). Totals: 23-84 (.274).																					

Three-Point Field Goals: '15-16, 23-84 (.274). **Totals:** 23-84 (.274).







DENVER NUGGETS

MEDIA INFORMATION

2016-17 MEDIA GUIDE



LOGO HISTORY AND MEDIA INFORMATION



"THE RINGBY ROCKETS"
1967-68 THROUGH 1970-71



"ROCKY ROCKET"
1971-72 THROUGH 1973-74



"MAXI MINER"
1974-75 THROUGH 1981-82



"DENVER SKYLINE"
1982-83 THROUGH 1992-93



"SNOW-CAPPED MOUNTAIN PEAK"
1993-94 - PRESENT

MEDIA INFORMATION

Welcome to the 2016-17 season, the Nuggets 18th at Pepsi Center. This is the Nuggets 41st season in the NBA and 49th season in Denver - we continue to strive to provide the media with a professional atmosphere to cover our games. For your benefit, please read through the following guidelines and please contact us at (303) 405-1100 if there is any way we can assist you in your coverage of the Nuggets this season.

PEPSI CENTER

Pepsi Center is located just off Interstate 25 at the Speer (South) or Auraria Parkway exits. The mailing address is: 1000 Chopper Circle, Denver, Colo. 80204. Pepsi Center is approximately 35 minutes from Denver International Airport.

PRESS CREDENTIALS

Application for all credentials must be made through the Nuggets Media Relations Office. Requests for single game media credentials must be made at least 24 hours in advance and on Fridays for Sunday games. NO DAY OF GAME CREDENTIAL REQUESTS WILL BE HONORED, WITH NO EXCEPTIONS. Radio stations, television stations, magazines and weekly newspapers will be accommodated on a game-by-game, space-available basis. When applying for the first time, requests from magazines and weekly newspapers must be in writing on company letterhead and must include copies of the publications (if applicable). Those with season credentials who will cover specific games must call the Nuggets Media Relations Office to arrange for seating. Credentials must be visible to security staff at all times. The Nuggets reserve the right to revoke credentials at any time for any reason.

PRESS SEATING

Press seating at Pepsi Center is located in the following areas: court-side, above the vomitory between sections 130 and 132, at the top of section 130 and in the press box. A media-dedicated elevator can be accessed across from the doors to the Nuggets locker room. TV broadcasters will be seated court-side. Beat writers and visiting media will be seated above the vomitory. The home and away radio broadcast positions are located in section 202/260 and can be accessed via the club level. There will be a Nuggets media relations representative on hand to assist radio broadcasters at this position. Wireless internet is available throughout the arena.

PRESS PARKING

Press parking will be in Corolla Lot (previously Lot E) on the East side of Pepsi Center. From Speer, enter Pepsi Center at Chopper Circle. Corolla Lot will be the first lot on your right. From Auraria Parkway, enter Pepsi Center at 9th Street. Follow the circular drive to the right and proceed to the East side of the arena. Turn left just past the Highlander Lot (previously Valet Lot). Corolla Lot will be on your right.

PRESS ENTRANCE

The press entrance is on the East side of the arena. From the Corolla Lot, walk straight towards the arena through the Highlander Lot. There is a set of green doors adjacent to the loading docks. The green doors are located between the main East entrance (large glass structure) and the loading docks, although they are closer to the docks. Media Will Call will be set up inside the press entrance. This is also the entrance for practices.

PRESS DINING ROOM

The press dining room is located in the press lounge. Food and beverages will be available to the working media two hours prior to the game through tip-off. The dining room is open for soft drinks at halftime.

WORKING PRESS ROOM

The working press room is located at court level on the West side of the arena. The working press room is equipped with telephones, wireless internet, electrical outlets, a stats monitor and a television for media use only. We must limit access to the working press room to media members filing stories. It is impossible to accommodate family, friends and guests. The Nuggets will rely on media members to maintain a courteous, professional atmosphere in the working press room. Wireless internet is available.

PHOTOGRAPHERS

Credentialed photographers may shoot from the baselines of the Pepsi Center floor in designated areas only. Photographers may not block court-side signage at any time. Free-lance photographers will not be granted credentials unless they are on specific assignment from a magazine or newspaper and there is space available. The Nuggets require a letter of request from an editor to verify any credential applications by free lancers. The Nuggets ask that photographers please be considerate of season ticket holders behind them.

STATISTICAL SERVICES

Game notes and other pertinent statistical information will be in the working press room 90 minutes before tipoff. Play-by-play, quarter, halftime and final boxscore sheets will be distributed in all press areas. Out of town scores will be delivered to broadcast crews on press row and will be displayed on scoreboards. Quote sheets will be available as soon as possible following the game in the press room.

INTERVIEWS

The visiting team's head coach will generally conduct post-game interviews outside the visitors locker room or in the visiting locker room's coaches lounge. Nuggets head coach Michael Malone will be available following a 10-minute cooling off period in the press lounge. Interviews with players are possible up to 45 minutes prior to the game and the locker room will be open 15 minutes after the game. Again the Nuggets will rely on the media to maintain a courteous, professional atmosphere in the locker rooms at all times. NO AUTOGRAPHS ARE ALLOWED DURING INTERVIEW PERIODS. Failure to comply with these rules may result in the forfeiture of your credential.

PRACTICE/SHOOTAROUNDS

Nuggets practices this season will generally begin at 11 a.m. at the team's Practice Facility within Pepsi Center. Shootarounds on gamedays will be at 10 a.m. Please contact the Nuggets Media Relations Office to arrange for any interview requiring one-on-one access. Media can call the Nuggets information hotline for up-to-date practice times and other information. **Follow the Official Twitter account of the Denver Nuggets PR Department (@NuggetsPR) to get instant updates.**

CELL PHONES

Cell phone use is prohibited in locker rooms.



BEN BOYLAN

PRESIDENT,
ALTITUDE SPORTS & ENTERTAINMENT

ALTITUDE TV

Seen in more than three million homes in a 10 state territory, Altitude is the television home of the Denver Nuggets, Colorado Avalanche, Colorado Mammoth, Colorado Rapids, Denver Outlaws, the Rocky Mountain Athletic Conference, University of Denver sports (hockey, men's and women's basketball, soccer,

volleyball, gymnastics and lacrosse), University of Colorado and Air Force Academy weekly shows as well as other local and regional sports, entertainment and public service programming. A full list of Altitude programming and other information can be found at www.altitude.tv.



SCOTT HASTINGS
TELEVISION COLOR
ANALYST



CHRIS MARLOWE
TELEVISION PLAY-BY-
PLAY ANNOUNCER



VIC LOMBARDI
HOST



TODD ROMERO
HOST



ALLY STURM
TELEVISION SIDELINE
REPORTER



BILL HANZLIK
STUDIO ANALYST



JASON KOSMICKI
RADIO PLAY-BY-PLAY
ANNOUNCER

ALTITUDE SPORTS RADIO

Altitude Sports Radio (AM 950) is the Denver Nuggets' flagship station in Denver. Select games will also air on FM 92.5 The Wolf. Altitude Sports Radio is also the radio home of the

Denver Nuggets and the Colorado Avalanche. The station provides local and national sports talk content along the Front Range on AM 950 and worldwide on altitudesports950.com.

KRWZ 950 AM
KWOF 92.5 FM

N/A 95.1 FM
KCSF 1300 AM
KRDZ 1440 AM
KSTC 1230 AM
KTMM 1340 AM
KNFO 106.1 FM
KRSJ 100.5 FM

Denver, CO
Denver, CO – The Wolf
(Combination Night Radio)
Pepsi Center In-House Signal
Colorado Springs, CO
Wray, CO
Sterling, CO
Grand Junction, CO
Basalt/Aspen, CO
Durango, CO

KSIR 1010 AM
KZBR 97.1 FM
KNAM 1490 AM
KWUF 1400 AM
KOLT 1320 AM
KBFS 1450 AM
KYDT 103.1 FM
KTYV 98.9 FM
KGGG 1340 AM
KXNC 104.7

Fort Morgan, CO
Alamosa, CO
Silt and Rifle, CO
Pagosa Springs, CO
Scottsbluff, NE
Belle Fourche, SD
Sundance, WY
Steamboat Springs, CO
Garden City, KS
Hays, KS

A full list of the Altitude Radio Network's 2016-2017 affiliates can be found at www.altitude.tv and www.denvernuggets.com.

ALTITUDE EXECUTIVES

Ben Boylan	President, Altitude Sports
Tom Philand	Executive Vice President, Chief Marketing Officer
Philipp Mallios	Sr. Vice President – Affiliate Sales & Marketing
David Zur	Sr. Vice President – Operations & Engineering
Dave Fleck	Sr. Vice President – Partnership Marketing & Media Sales
Kenny Miller	Sr. Vice President – Production and Programming
Billi Capra	Vice President of Broadcast Services
Michael Ceilley	Vice President of Strategic Partnerships & Digital Sales
Doug Menzies	Senior Producer/ Director – Avalanche
Scott Bay	Senior Producer/ Director – Nuggets
Jason Kosmicki	Executive Producer, Altitude Radio Network





TELEVISION BROADCASTING



CHRIS MARLOWE

Television Play-By-Play Announcer

Chris Marlowe begins his 13th year as the television play-by-play voice of the Nuggets on Altitude.

A veteran of eight consecutive Olympic telecasts on NBC, Marlowe called play-by-play for NBC's coverage of Beach Volleyball at the 2016 Summer Olympics in Rio this past summer. Prior to coming to Denver, Marlowe called Pac-10 Basketball for FOX Sports Northwest in addition to handling USC Trojan play-by-play duties for FOX Sports West.

Marlowe has called play-by-play for a variety of sports during his career, including basketball, football, soccer, volleyball, boxing, swimming, diving, water polo, gymnastics, cliff diving, poker and the NFL.

Prior to his announcing career, Marlowe excelled in athletics, playing basketball and volleyball at San Diego State University. In 1976 and 1978 he was voted the Most Valuable Player by USA Volleyball. Marlowe's athletic career culminated as captain of the gold medal-winning U.S. Olympic Volleyball team in 1984. The athletic honors continued with his induction into both the San Diego State Aztec Hall of Fame and the California Beach Volleyball Hall of Fame in 1994.

In the offseason, he resides in Denver, with his wife and two daughters.



SCOTT HASTINGS

Television Analyst

The 2015-16 season marks Scott Hastings' 34th year associated with the NBA, either as a player or a broadcaster. He has been covering NBA games as a member of the media since 1993, including 21 seasons with Denver and four seasons with TNT. This will be his 18th straight season providing insight to Nuggets telecasts.

An 11-year veteran of the NBA, Hastings was a member of the 1989 league champion Detroit Pistons and played for Denver from '91-93. A four-year letterman at Arkansas, Hastings was named Honorable Mention All-American as a senior in '82 and left as the school's second all-time leading scorer behind Sidney Moncrief with 1,779 career points (now ranks fourth all-time).

He was also recently inducted into both the University of Arkansas Sports Hall of Fame and the state of Arkansas Sports Hall of Fame. Originally drafted by the New York Knicks with the 29th selection of the 1982 NBA Draft, Hastings also played professionally for Atlanta and Miami during his career.

One of the most well-known media personalities in the Denver market, Hastings has co-hosted a daily sports talk radio show for the last 20 years and served as the Denver Broncos radio color analyst for nine seasons.

Hastings welcomed his new baby daughter Eleanor Grace to the world in 2014.

RADIO BROADCASTING



JASON KOSMICKI

Radio Play-By-Play Announcer

Jason Kosmicki enters his 22nd season with Kroenke Sports Enterprises. After serving numerous roles in the radio department, Kosmicki has been the voice of the Denver Nuggets for the last nine years.

"Koz" moved back to the states at age 11 after spending seven years living in Germany. He relearned the English language and eventually attended the University of Nebraska at Kearney.

While in college, he served as Sports Director of the campus radio station and called play-by-play action for "just about any sport imaginable," including football, basketball, baseball, wrestling, volleyball, softball, swimming and even the Sigma Tau Gamma fight night (boxing).

His athletic career peaked in high school where he was a four-year letterman in football and basketball and two years in golf. But as Koz is quick to point out: "It's not that impressive; we had 60 kids in our high school."

After college, Koz landed radio stints in Eau Claire, WI (where on his first week he did play-by-play for a curling tournament), Minneapolis, Washington D.C., Houston, Corpus Christi and Colorado Springs before making his way to the Denver area.

In his free time, Koz enjoys golfing and fishing at Lake McConaughy. The Nebraska native follows his home state Cornhuskers and resides in Indian Hills. His daughter Jacque is recent graduate of CU Denver.



October 25

January 5

10-day contracts may now be signed

January 10

All contracts are guaranteed for the remainder of the season

January 12

NBA Global Games 2017, Phoenix Suns vs. Dallas Mavericks
(Mexico City)

January 12

NBA Global Games 2017, Denver Nuggets vs. Indiana Pacers
(London)

January 14

NBA Global Games 2017, Phoenix Suns vs. San Antonio Spurs
(Mexico City)

February 17-19

NBA All-Star 2017 (New Orleans, LA)

March 1

Playoff Eligibility Waiver Deadline

April 12

Regular Season ends

April 15

NBA Playoffs 2017 begin

May 16

NBA Draft Lottery 2017

June 1

NBA Finals 2017 begin

June 22

NBA Draft 2017

3	Buchert, Nick
4	Wright, Sean
5	Fitzgerald, Kane
6	Brown, Tony
7	Holtkamp, Lauren
8	Davis, Marc
9	Stafford, Derrick
10	Garretson, Ron
11	Collins, Derrick
13	McCutchen, Monty
14	Malloy, Ed
15	Zarba, Zach
16	Guthrie, David
18	Boland, Matt
19	Capers, James
20	Richardson, Leroy
21	Taylor, Dedric
22	Spooner, Bill
23	Phillips, Jason
24	Callahan, Mike
25	Brothers, Tony
26	Fraher, Pat
27	Ervin, Mitchell
28	Scott, Kevin
29	Lindsay, Mark
30	Goble, John
31	Wall, Scott
32	Kogut, Marat
33	Corbin, Sean
34	Cutler, Kevin
35	Anderson, Steve
36	Barnaky, Brent
37	Dalen, Eric
38	Smith, Michael
39	Ford, Tyler
40	Wood, Leon
41	Mauer, Ken

42	Lewis, Eric
43	Crawford, Dan
44	Nansel, Brett
45	Forte, Brian
46	Taylor, Ben
47	Adams, Bennie
48	Foster, Scott
49	Washington, Tom
50	Petraitis, Gediminas
51	Smith, Aaron
52	Twardoski, Scott
53	Washington, CJ
55	Kennedy, Bill
56	Ayotte, Mark
58	Tiven, Josh
59	Zielinski, Gary
60	Williams, James
61	Kirkland, Courtney
63	Richardson, Derek
64	Van Duyn, Justin
66	Workman, Haywood
71	Mott, Rodney
72	Orr, J.T.
73	Maddox, Tre
74	Blair, Curtis
77	Lane, Karl

NON-STAFF OFFICIALS:

54	Acosta, Ray
62	DeRosa, JB
65	Goldenberg, Jason
67	Adair, Brandon
68	Goble, Jacyn
70	Ransom, Phenizee
75	Sterling, Jonathan
76	Vovard-Tadal, Vladimir



NBA DIVISIONS

NBA DIVISIONAL ALIGNMENTS



SOUTHWEST

Dallas
Houston
Memphis
New Orleans
San Antonio

NORTHWEST

Denver
Minnesota
Oklahoma City
Portland
Utah

PACIFIC

Golden State
LA Clippers
LA Lakers
Phoenix
Sacramento



SOUTHEAST

Atlanta
Charlotte
Miami
Orlando
Washington

CENTRAL

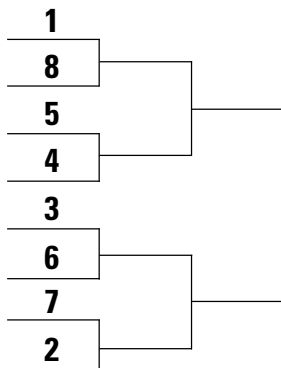
Chicago
Cleveland
Detroit
Indiana
Milwaukee

ATLANTIC

Boston
Brooklyn
New York
Philadelphia
Toronto

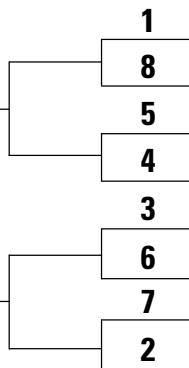
NBA PLAYOFF FORMAT

Western Conference



Following are the playoff pairings:

Eastern Conference



1. Sixteen teams qualify for the playoffs: Eight teams from each conference, ranked 1-8 based on overall record.
2. All rounds of the playoffs shall be a best-of-seven series including the NBA Finals. All teams will participate in the first round; there are no byes.





Achilles Tendon – The thick tendon at the distal portion of the calf that connects the gastrocnemius (calf) muscle to the heel.

Aerobic – Exercise in which energy needed is supplied by oxygen.

Anaerobic – Exercise without the use of oxygen as an energy source; short bursts of vigorous exercise.

Anterior Cruciate Ligament (ACL) – A primary stabilizing ligament within the center of the knee joint that prevents hyperextension and excessive rotation of the joint.

Anti-inflammatory – Any agent that prevents inflammation, such as aspirin or ibuprofen.

Arthroscopy – A surgical examination of the internal structures of a joint by viewing through an arthroscope. An arthroscopic procedure can be used to remove or repair damaged tissue or as a diagnostic procedure in order to inspect the extent of the damage or confirm diagnosis.

Atrophy – To shrivel or shrink from disuse, as in muscular atrophy.

Biceps – Muscles on the front of the upper arm responsible for flexing the elbow and shoulder.

Bone Scan – An imaging procedure in which a radioactive-labeled substance is injected into the body to determine the status of a bone injury. A bone scan is particularly useful in diagnosing a stress fracture.

Bruise – A discoloration of the skin as a result of an extravasation of blood into the underlying tissues.

Bursa – A fluid-filled sac located in areas of the body where friction is likely to occur, for example between a tendon and the underlying bone.

Cartilage – Smooth, slippery substance preventing the ends of bones from rubbing together.

Chondromalacia – Roughening of the articular cartilage. Best known for roughening of the on the underside of the patella, which can occur in any patellofemoral injury.

Concussion – Jarring injury of the brain.

Contusion – A tissue injury caused by a direct blow.

Cyst – Abnormal sac containing liquid or semisolid matter.

Dehydration – State resulting from loss of body fluid where fluid output (sweating) exceeds fluid intake.

Dislocation – Complete displacement of joint surfaces.

Fracture – Breach in continuity of the bone. Types of fractures include simple, compound, comminuted, greenstick, incomplete, impacted, longitudinal, oblique, stress and transverse.

Groin Strain – Strain to the muscles that work to adduct the leg.

Hamstring – Group of muscles that run from the buttocks to the knee along the back of the thigh. The hamstring muscles work to flex the knee and extend the hip and are often injured as a result of improper conditioning or lack of flexibility.

Hip Pointer – Contusion to the iliac crest.

Hyperextension – Extreme extension of a limb or body part.

Inflammation – The body's natural response to injury in which the involved site may display various degrees of pain, swelling, heat, redness, and/or loss of function.

Magnetic Resonance Imaging – Imaging procedure in which a radio frequency pulse causes certain electrical elements of the injured tissue to react. MRI does not require radiation and is very useful in the diagnosis of soft tissue, disc, and meniscus injuries.

Medial Collateral Ligament (MCL) – Ligament on the medial aspect of the knee that connects the femur to the tibia and provides medial stability to the joint.

Meniscus – Crescent-shaped cartilage located within the knee that works to absorb weight and provide stability.

Metatarsals – Five long bones of the foot, running from the ankle to the toes.

Microfracture Surgery – An orthopedic surgical technique that can help restore knee cartilage by creating tiny fractures in the adjacent bones, causing new cartilage to develop. It can be used to treat both degenerative knee problems as well as cartilage injuries, and has gained a high profile in the sports world in recent years.

Patella – The kneecap. The patella functions to protect the distal end of the femur as well as to increase the mechanical advantage and force-generating capacities of the quadriceps muscle group.

Patella Tendinitis – Inflammation of the patellar ligament; also known as **jumper's knee**.

Plantar Fascia – The tight band of connective tissue in the arch of the foot.

Plantar Fasciitis – Inflammation of the plantar fascia; associated with overuse or acute foot injuries.

Posterior Cruciate Ligament (PCL) – A primary stabilizing ligament of the knee that prevents backward displacement of the tibia.

Quadricep Muscles – A group of four muscles in the thigh that works to extend the knee.

Reconstruction – Surgical rebuilding of a joint using natural, artificial or transplanted materials.

Rotator Cuff – Group of four shoulder muscles responsible for moving the shoulder in internal and external rotation and assisting with overall shoulder stability.

Shin Splint – A catch-all syndrome describing pain in the shin that is not a fracture or tumor and cannot be defined otherwise.

Spasm – A sudden, violent and involuntary muscle contraction.

Sprain – A twisting, stretching, pulling or tearing of a ligament.

1st Degree: A stretching but no tearing of a ligament. Athlete may either return to play immediately or will miss very little activity.

2nd Degree: A partial tear of a ligament. Bracing may be required. Athlete may miss one to four weeks.

3rd Degree: A complete tear of the ligament. Depending upon the ligament involved, bracing or even surgery may be required. Athlete may be out of activity from three weeks to one year or longer.

Sternum – The breast bone.

Strain – The stretching, pulling or twisting of a muscle or tendon.

1st Degree: A stretching but no tear of the muscle or tendon. Athlete may either return to play immediately or will usually miss very little activity.

2nd Degree: A partial tear of a muscle or tendon. Athlete may miss one to four weeks.

3rd Degree: A complete tear of a muscle or tendon. Depending upon the muscle or tendon involved surgery may be required. Athlete may be out of activity from three weeks to one year or longer.

Stress Fracture – A hairline break in a bone usually caused by overuse.

Subluxation – Partial dislocation of a joint. The term usually implies that the joint can be returned to its normal position without formal reduction.

Tendinitis – Inflammation of the tendon and/or tendon sheath, usually caused by chronic overuse.

Triceps – Muscle on the back of the upper arm that is responsible for extending the elbow and shoulder.

Ultrasound – An electrical modality that transmits sound waves through an applicator into soft tissue in order to heat the area.





SCOTT BAY
NUGGETS TV



CHRIS DEMPSEY
DENVER POST



TIM GELT
MEDIA RELATIONS DIRECTOR



SCOTT HASTINGS
NUGGETS TV



NICK HELLING
NUGGETS TV



JASON KOSMICKI
NUGGETS RADIO



CHRIS MARLOWE
NUGGETS TV



ROBERT NICOLAI
PHOTOGRAPHER/EDITOR/PRODUCER



NICK O'HAYRE
MEDIA RELATIONS MANAGER



BRIAN PETERS
NUGGETS TV



ALLY STURM
SIDELINE REPORTER



CODY WISE
MEDIA RELATIONS COORDINATOR





DENVER NUGGETS

SEASON IN REVIEW

2016-17 MEDIA GUIDE



2015-16 DENVER NUGGETS ROSTER

2015-16 ROSTER

NO.	PLAYER	POS	HT	WT	COLLEGE/COUNTRY	EXP.
00	Darrell Arthur	F	6-9	235	Kansas/USA	6
12	D.J. Augustin	G	6-0	183	Texas/USA	7
5	Will Barton	G	6-6	175	Memphis/USA	3
21	Wilson Chandler	F	6-8	225	DePaul/USA	8
35	Kenneth Faried	F	6-8	228	Morehead St./USA	4
8	Danilo Gallinari	F	6-10	225	Olimpia Milano/Italy	6
14	Gary Harris	G	6-4	210	Michigan State/USA	1
15	Nikola Jokic	C	6-10	250	KK Mega Vizura/Serbia	R
77	Joffrey Lauvergne	F	6-11	220	BC Khimki/France	1
3	Mike Miller	G	6-8	218	Florida/USA	15
0	Emmanuel Mudiay	G	6-5	200	Guangdong Southern/DR Congo	R
1	Jameer Nelson	G	6-0	190	Saint Joseph's/USA	11
23	Jusuf Nurkic	C	7-0	280	Cedevita Zagreb/Bosnia Herzegovina	1
9	JaKarr Sampson	F	6-9	214	St. Johns/USA	1
6	Axel Toupane	F	6-7	210	Strasbourg/France	R

Head Coach:Michael Malone (Loyola-MD)

Assistant Coaches:Ed Pinckney (Villanova), Wes Unseld Jr. (Johns Hopkins),
Chris Fleming (Richmond), Micah Nori (Indiana), Ryan Bowen (Iowa)

Assistant Coach/Director of Player Development:Dee Brown (Jacksonville)

Assistant Coach/Advance Scout:Noel Gillespie (Wisconsin-Whitewater)

Player Development Assistant:John Beckett (Eckerd College)

Video Coordinator:Daisuke Yoshimoto

Assistant Video Coordinator:Ognjen Stojakovic

Video Intern:Tommy Massimino

Assistant Coach/Strength & Conditioning:Steve Hess (Ithaca)

Head Athletic Trainer:Dan Shimensky (Utah)

Assistant Athletic Trainer/Assistant Strength & Conditioning Coach:Jason Miller (Iowa)

Assistant Strength & Conditioning Coach:Felipe Eichenberger (N.W. Oklahoma State University)

Physical Therapist:Steve Short (Dayton)

PRONUNCIATION GUIDE:

Darrell Arthur (Duh-REL)
 Joffrey Lauvergne (Joff-ree LA-vern)
 Kenneth Faried (fa-REED)

Jusuf Nurkic (you-SOOF nur-KITCH)
 Danilo Gallinari (Da-KNEE-Io Gal-in-ARE-ee)
 Axel Toupane (tu-PON)
 Nikola Jokic (KNEE-coe-lah yo-kitch)

NUGGETS 2015-16 TEAM HIGHS & LOWS

	HIGH	LOW
Points	129 vs. IND, 1/17	74 (2) vs. ORL, 12/8
Field Goals Made	49 @ MIA, 3/14	26 @ UTA, 2/3
Field Goals Attempted	107 vs. DAL, 3/6*	70 (2) vs. DAL, 3/28
Field Goal Percentage	.562 @ MIN, 12/15	.305 vs. MIN, 10/30
Three-Pointers Made	17 vs. NOP, 12/20	4 (2) @ UTA, 2/3
Three-Pointers Attempted	35 (3) @ PHX, 12/23	15 (3) @ CHI, 12/2
Three-Point Percentage	.556 @ MIN, 12/15	.167 @ GSW, 1/2*
Free-Throws Made	33 (2) vs. ATL, 1/25	5 @ SAS, 12/26
Free-Throws Attempted	48 vs. POR, 1/3	6 @ SAS, 12/26

	HIGH	LOW
Free-Throw Percentage	1.000 @ TOR, 12/3	.550 vs. ORL, 12/8
Total Rebounds	58 vs. DAL, 3/6*	32 vs. DET, 1/23
Offensive Rebounds	24 @ GSW, 1/2 (OT)	3 vs. DET, 1/23
Defensive Rebounds	43 @ LAC, 2/24	24 @ LAL, 3/27
Assists	31 @ LAL, 3/25	11 @ UTA, 2/3
Steals	15 vs. DET, 1/23	2 (2) vs. LAL, 12/22
Turnovers	24 (2) vs. BOS, 2/21	6 (3) vs. NYK, 3/8
Blocked Shots	11 vs. PHX, 3/10	0 (2) @ GSW, 1/2 (OT)
Personal Fouls	32 vs. LAC, 11/24	12 vs. MIL, 11/11

OPPONENTS 2015-16 TEAM HIGHS & LOWS

	HIGH	LOW
Points	130 by NOP, 12/20	74 @ MIN, 1/6
Field Goals Made	48 (2) by IND, 1/17	28 @ MIN, 1/6
Field Goals Attempted	100 @ IND, 1/30*	71 by MIN, 10/30
Field Goal Percentage	.585 @ MIA, 3/14	.345 @ HOU, 10/28
Three-Pointers Made	18 by HOU, 12/14	1 by ORL, 12/8
Three-Pointers Attempted	46 @ LAC, 2/24	11 (3) by MIA, 1/15
Three-Point Percentage	.700 @ SAS, 12/26	.063 by ORL, 12/8
Free-Throws Made	33 by MIN, 10/30	6 @ DET, 2/10
Free-Throws Attempted	47 by LAC, 11/24	7 @ DET, 2/10

	HIGH	LOW
Free-Throw Percentage	.941 @ SAS, 12/26	.556 @ GSW, 11/6
Total Rebounds	62 @ CHI, 12/22	26 by HOU, 12/14
Offensive Rebounds	16 (2) by PHX, 3/10	4 (2) by MEM, 2/29
Defensive Rebounds	47 (2) @ CHI, 12/2	21 (2) @ MIN, 12/15
Assists	40 @ GSW, 11/6	13 by TOR, 2/1
Steals	15 by GSW, 11/22	1 by NYK, 3/8
Turnovers	21 by GSW, 11/22	5 @ TOR, 12/3
Blocked Shots	15 @ SAS, 12/26	1 (3) @ UTA, 12/8
Personal Fouls	31 by CHI, 2/5	10 @ SAS, 12/26



2015-16 GAME-BY-GAME RESULTS



2015-16 GAME-BY-GAME RESULTS

NO.	DATE	OPPONENT	W-L	SCORE	HOME	ROAD	TOTAL	HIGH SCORING	HIGH REBOUNDS	HIGH ASSISTS	OPP. SCORING	ATTEND.
1	Oct 28	@Houston	W	105-85	0-0	1-0	1-0	Gallinari-23	Fariad-9	Mudiyar-9	Harden-22	18,240
2	Oct 30	MINNESOTA	L	78-95	0-1	1-0	1-1	Mudiyar-15	Fariad-15	Nelson-4	Towns-28	17,660
3	Nov 1	@Oklahoma City	L	93-117	0-1	1-1	1-2	Barton/Gallinari-15	Lauvergne-7	Nelson-7	Durant-25	18,203
4	Nov 3	@L.A. Lakers	W	120-109	0-1	2-1	2-2	Fariad-28	Fariad-28	Mudiyar-10	Clarkson-30	18,997
5	Nov 5	UTAH	L	84-96	0-2	2-1	2-3	Gallinari-18	Fariad-10	Nelson-4	Hayward-20	9,906
6	Nov 6	@Golden State	L	104-119	0-2	2-2	2-4	Gallinari-25	Fariad-11	Barton/Mudiyar-5	Curry-34	19,596
7	Nov 9	PORTLAND	W	108-104	1-2	2-2	3-4	Hickson-19	Hickson-13	Mudiyar-5	Lillard-30	9,153
8	Nov 11	MILWAUKEE	W	103-102	2-2	2-2	4-4	Gallinari-25	Fariad-9	Mudiyar-11	Bayless-22	9,403
9	Nov 13	HOUSTON	W	107-98	3-2	2-2	5-4	Gallinari-27	Fariad-11	Mudiyar-11	Harden-28	16,113
10	Nov 14	@Phoenix	L	81-105	3-2	2-3	5-5	Barton-19	Barton-12	Barton-4	Bledsoe-30	16,722
11	Nov 17	@New Orleans	W	115-98	3-2	3-3	6-5	Gallinari-32	Gallinari-8	Mudiyar/Gallinari-8	Anderson-24	17,289
12	Nov 18	@San Antonio	L	98-109	3-2	3-4	6-6	Jokic-23	Jokic-12	Nelson-7	Parke-25	18,418
13	Nov 20	PHOENIX	L	107-114	3-3	3-4	6-7	Mudiyar-26	Gallinari-10	Nelson-7	Knight-38	12,264
14	Nov 22	GOLDEN STATE	L	105-118	3-4	3-4	6-8	Arthur-21	Jokic-11	Mudiyar-8	K. Thompson-21	17,689
15	Nov 24	L.A. CLIPPERS	L	94-111	3-5	3-4	6-9	Gallinari-20	Gallinari-18	Mudiyar-4	Griffin/Jordan-18	13,257
16	Nov 27	SAN ANTONIO	L	80-91	3-6	3-4	6-10	Gallinari-16	Gallinari-10	Foye/Harris/Mudiyar-3	Leonard-25	17,121
17	Nov 28	@Dallas	L	81-92	3-6	3-5	6-11	Arthur-16	Gallinari-9	Mudiyar-4	Williams-22	20,339
18	Nov 30	@Milwaukee	L	74-92	3-6	3-6	6-12	Gallinari-13	Fariad/Foye-7	Nelson/Mudiyar-4	Monroe-18	10,187
19	Dec 2	@Chicago	L	90-99	3-6	3-7	6-13	Barton-16	Fariad-9	Mudiyar-7	Gasol-26	21,349
20	Dec 3	@Toronto	W	106-105	3-6	4-7	7-13	Barton-22	Lauvergne-10	Mudiyar-9	DeRozan-34	19,800
21	Dec 5	@Philadelphia	W	108-105	3-6	5-7	8-13	Gallinari-24	Barton/Fariad-9	Miller/Mudiyar-6	Covington-18	15,677
22	Dec 8	ORLANDO	L	74-85	3-7	5-7	8-14	Barton-23	Fariad/Hickson-11	Nelson-5	Payton/Vucevic-18	18,325
23	Dec 11	MINNESOTA	W	111-108(OT)	4-7	5-7	9-14	Gallinari-23	Fariad-12	Nelson-7	Martin/Wiggins-22	12,953
24	Dec 14	HOUSTON	W	114-108	5-7	5-7	10-14	Barton-23	Lauvergne-11	Gallinari/Nelson-7	Harden-24	12,022
25	Dec 15	@Minnesota	W	112-100	5-7	6-7	11-14	Fariad-19/Foye-19	Fariad-10	Barton/Gallinari-5	Wiggins-23	11,323
26	Dec 18	@Utah	L	88-97	5-7	6-8	11-15	Barton-16	Lauvergne-13	Nelson-6	Hayward-26	19,169
27	Dec 20	NEW ORLEANS	L	125-130	5-8	6-8	11-16	Barton-32	Fariad-13	Barton/Nelson-6	Davis-27	13,857
28	Dec 22	L.A. LAKERS	L	107-111	5-9	6-8	11-17	Barton-25	Jokic-10	Nelson-8	Bryant-31	19,124
29	Dec 23	@Phoenix	W	104-96	5-9	7-8	12-17	Foye-31	Arthur-10	Foye-6	Knight-21	17,034
30	Dec 26	@San Antonio	L	86-101	5-9	7-9	12-18	Jokic-22	Jokic-7	Foye/Harris/Jokic-5	Leonard-20	18,420
31	Dec 27	@Oklahoma City	L	112-122	5-9	7-10	12-19	Fariad-25	Fariad-11	Barton/Nelson-5	Westbrook-30	18,203
32	Dec 29	CLEVELAND	L	87-93	5-10	7-10	12-20	Barton-29	Fariad-8	Nelson-8	James-34	17,523
33	Dec 30	@Portland	L	103-110	5-10	7-11	12-21	Barton-31	Fariad-12	Nelson-8	McCollum-29	19,393
34	Jan 2	@Golden State	L	108-111(OT)	5-10	7-12	12-22	Gallinari-24	Barton-13	Barton/Nelson-7	Green-29	19,596
35	Jan 3	PORTLAND	L	106-112	5-11	7-12	12-23	Gallinari-29	Jokic-10	Nelson-7	McCollum-25	11,883
36	Jan 6	@Minnesota	W	78-74	5-11	8-12	13-23	Gallinari-20	Nurkic-10	Arthur-5	Towns-14	12,059
37	Jan 8	@Memphis	L	84-91	5-11	8-13	13-24	Gallinari-29	Arthur/Barton-9	Nelson-9	Randolph-24	17,499
38	Jan 10	CHARLOTTE	W	95-92	6-11	8-13	14-24	Gallinari-27	Barton-8	Jokic-9	Lamb/Zeller-15	11,343
39	Jan 13	GOLDEN STATE	W	112-110	7-11	8-13	15-24	Gallinari-28	Arthur-11	Nelson-9	Curry-38	18,004
40	Jan 15	MIAMI	L	95-98	7-12	8-13	15-25	Arthur-18	Arthur/Barton-8	Jokic-5	Bosh-24	15,406
41	Jan 17	INDIANA	W	129-126	8-12	8-13	16-25	Gallinari-23	Fariad-9	Foye/Mudiyar-6	Turner-25	11,104
42	Jan 19	OKLAHOMA CITY	L	104-110	8-13	8-13	16-26	Gallinari-27	Fariad-15	Mudiyar-9	Durant-30	12,844
43	Jan 21	MEMPHIS	L	101-102	8-14	8-13	16-27	Fariad/Gallinari-17	Fariad-12	Mudiyar-8	Gasol-27	16,140
44	Jan 23	DETROIT	W	104-101	9-14	8-13	17-27	Gallinari-30	Gallinari-16	Mudiyar-4	Morris-26	14,646
45	Jan 25	ATLANTA	L	105-119	9-15	8-13	17-28	Barton-21	Jokic-10	Mudiyar-15	Millspaugh-22	10,280
46	Jan 27	@Boston	L	103-111	9-15	8-14	17-29	Barton/Gallinari-23	Fariad-15	Tied with-4	Bradley-27	18,108
47	Jan 28	@Washington	W	117-113	9-15	9-14	18-29	Gallinari-26	Jokic-10	Gallinari-6	Temple-20	15,146
48	Jan 30	@Indiana	L	105-109(OT)	9-15	9-15	18-30	Gallinari-23	Fariad-12	Mudiyar-8	Ellis-32	18,165
49	Feb 1	TORONTO	W	112-93	10-15	9-15	19-30	Jokic-27	Jokic-14	Mudiyar-8	DeRozan-24	10,007
50	Feb 3	@Utah	L	81-85	10-15	9-16	19-31	Gallinari-24	Barton-10	Mudiyar-6	Favors/Hayward-16	19,461
51	Feb 5	CHICAGO	W	115-110	11-15	9-16	20-31	Gallinari-33	Jokic-12	Foye-6	Rose-30	19,155
52	Feb 7	@New York	W	101-96	11-15	10-16	21-31	Barton/Gallinari-19	Barton-11	Mudiyar-9	Anthony/Porzingis-19	19,812
53	Feb 8	@Brooklyn	L	104-105	11-15	10-17	21-32	Gallinari-24	Fariad-13	Mudiyar-8	Young-20	13,043
54	Feb 10	@Detroit	W103-92	11-15	11-17	22-32	Barton-20	Nurkic-11	Mudiyar-6	Morris-19	19,971	
55	Feb 19	@Sacramento	L	110-116	11-15	11-18	22-33	Gallinari-27	Barton/Fariad-9	Augustin-6	Cousins-37	17,317
56	Feb 21	BOSTON	L	101-121	11-16	11-18	22-34	Jokic-23	Jokic-13	Augustin/Jokic-4	Thomas-22	16,065
57	Feb 23	SACRAMENTO	L	110-114	11-17	11-18	22-35	Barton-18	Jokic-13	Jokic-6	Cousins-39	15,721
58	Feb 24	@L.A. Clippers	W	87-81	11-17	12-18	23-35	Fariad-21	Fariad/Jokic-11	Mudiyar-6	Crawford/Redick-20	19,060
59	Feb 26	@Dallas	L	116-122(OT)	11-17	12-19	23-36	Barton-22	Fariad-12	Mudiyar-6	Parsons-27	20,298
60	Feb 29	MEMPHIS	L	96-103	11-18	12-19	23-37	Fariad-16	Fariad-11	Mudiyar-7	Randolph-22	10,324
61	Mar 2	L.A. LAKERS	W	117-107	12-18	12-19	24-37	Augustin-26	Lauvergne-10	Mudiyar-7	Russell-24	20,096
62	Mar 4	BROOKLYN	L	120-121(OT)	12-19	12-19	24-38	Mudiyar-25	Jokic-12	Mudiyar-7	Brown-21	14,163
63	Mar 6	DALLAS	W	116-114(OT)	13-19	12-19	25-38	Fariad-25	Fariad-20	Mudiyar-8	Nowitzki-30	14,802
64	Mar 8	NEW YORK	W	110-94	14-19	12-19	26-38	Fariad-24	Fariad-10	Augustin-6	Anthony-30	13,305
65	Mar 10	PHOENIX	W	116-98	15-19	12-19	27-38	Mudiyar-20	Jokic-10	Augustin-6	Booker-35	11,582
66	Mar 12	WASHINGTON	W	116-100	16-19	12-19	28-38	Tied with-17	Barton-10	Augustin-10	Porter-23	13,213
67	Mar 14	@Miami	L	119-124	16-19	12-20	28-39	Fariad-24	Fariad-11	Mudiyar-10	Winstow-20	19,744
68	Mar 15	@Orlando	L	110-116	16-19	12-21	28-40	Harris-18	Lauvergne-8	Augustin-8	Fournier-30	16,988
69	Mar 17	@Atlanta	L	98-116	16-19	12-22	28-41	Augustin-17	Nurkic-7	Augustin-7	Hardaway-21	14,393
70	Mar 19	@Charlotte	W	101-93	16-19	13-22	29-41	Augustin-24	Jokic-14	Jokic/Mudiyar-4	Batum-24	19,271
71	Mar 21	@Cleveland	L	91-124	16-19	13-23	29-42	Barton-27	Nurkic-7	Augustin-5	James-33	20,562
72	Mar 23	PHILADELPHIA	W	104-103	17-19	13-23	30-42	Mudiyar-27	Mudiyar-11	Augustin/Jokic-5	McConnell-17	10,684
73	Mar 25	@L.A. Lakers	W	116-105	17-19	14-23	31-42	Augustin-20	Jokic-12	Augustin-9	Bryant-28	18,997
74	Mar 27	@L.A. Clippers	L	90-105	17-19	14-24	31-43	Nurkic-19	Arthur-12	Augustin-10	Jordan-16	19,060
75	Mar 28	DALLAS	L	88-97	17-20	14-24	31-44	Barton-23	Fariad-11	Mudiyar-7	Barea-18	14,844
76	Mar 30	@Memphis	W	109-105	17-20	15-24	32-44	Barton-25	Jokic-14	Augustin-10	Randolph-26	16,401
77	Mar 31	@New Orleans	L	95-101	17-20	15-25	32-45	Arthur-24	Fariad-12	Augustin-8	Babbitt-22	16,269
78	Apr 2	SACRAMENTO	L	106-115	17-21	15-25	32-46	Harris-17	Jokic-13	Mudiyar-6	Gay-25	15,607
79	Apr 5	OKLAHOMA CITY	L	102-124	17-22	15-25	32-47	Harris-19	Lauvergne-10	Harris-5	Durant-26	12,611
80	Apr 8	SAN ANTONIO	W	102-98	18-22	15-25	33-47	Nurkic-21	Jokic-15	Mudiyar-5	Duncan-21	16,347
81	Apr 10	UTAH	L	84-100	18-23	15-25	33-48	Jokic/Mudiyar-19	Jokic-11	Mudiyar-5	Hayward/Lyles-22	16,172
82	Apr 13	@Portland	L	99-107	18-23	15-26	33-49	Mudiyar-25	Nurkic-14	Mudiyar-6	Lillard-21	19,571





2015-16 FINAL STATS

2015-16 DENVER NUGGETS FINAL REGULAR SEASON STATS (33-49)

PLAYER	FIELD GOALS						3PT FIELD GOALS			FREE THROWS			REBOUNDS										
	G	GS	MIN	FG	FGA	PCT	FG	FGA	PCT	FT	FTA	PCT	OFF	DEF	TOT	AST	PF	DQ	STL	TO	BLK	PTS	AVG
Gallinari	53	53	1839	287	700	.410	87	239	.364	375	432	.868	52	229	281	135	87	1	42	77	19	1036	19.5
Barton	82	1	2353	425	983	.432	112	325	.345	216	268	.806	59	417	476	203	147	0	71	139	39	1178	14.4
Mudry	68	66	2068	329	905	.364	74	232	.319	140	209	.670	32	200	232	372	141	1	65	217	35	872	12.8
Fariel	67	64	1694	349	626	.558	1	2	.500	136	222	.613	235	346	581	79	169	0	32	91	60	835	12.5
Harris	76	76	2439	359	765	.469	105	297	.354	109	133	.820	54	166	220	147	143	0	97	98	18	932	12.3
Jokic	80	55	1733	307	600	.512	28	84	.333	154	190	.811	181	379	560	189	208	3	79	104	50	796	10.0
Nurkic	32	3	547	101	242	.417	0	3	.000	61	99	.616	65	110	175	40	91	0	24	55	44	263	8.2
Lauvergne	59	15	1041	195	380	.513	13	53	.245	62	69	.899	77	213	290	56	115	1	13	54	15	465	7.9
Nelson	39	15	1036	113	307	.368	43	144	.299	30	35	.857	19	96	115	190	100	1	25	66	5	299	7.7
Augustin (TOT)	62	0	1178	148	350	.423	68	168	.405	103	128	.805	8	87	95	198	85	0	38	84	4	467	7.5
Augustin (DEN)	28	0	659	102	229	.445	44	107	.411	77	94	.819	3	49	52	132	44	0	25	54	2	325	11.6
Arthur	70	16	1516	221	489	.452	45	117	.385	40	53	.755	86	207	293	96	185	1	53	66	48	527	7.5
Hickson	20	9	305	55	109	.505	0	0	---	27	59	.458	22	65	87	16	35	0	10	16	12	137	6.9
Foye	54	7	1070	117	333	.351	50	169	.296	39	47	.830	16	89	105	112	83	0	26	58	16	323	6.0
Sampson (TOT)	73	40	1160	140	317	.442	14	63	.222	80	122	.656	46	144	190	46	142	1	23	70	33	374	5.1
Sampson (DEN)	26	22	469	54	115	.470	8	29	.276	18	25	.720	16	45	61	16	51	0	12	19	17	134	5.2
Toupane	21	0	305	25	70	.357	13	40	.325	13	17	.765	8	23	31	15	40	0	7	6	6	76	3.6
Kilpatrick	8	0	82	8	21	.381	4	17	.235	7	8	.875	2	4	6	3	7	0	2	4	0	27	3.4
Papanikolaou	26	6	294	24	66	.364	10	32	.313	9	14	.643	8	32	40	16	24	0	13	21	5	67	2.6
Miller	47	2	373	22	62	.355	19	52	.365	0	0	---	6	47	53	40	53	0	13	17	4	63	1.3
Green	3	0	7	0	1	.000	0	1	.000	0	0	---	0	1	1	1	0	0	0	0	0	0	0.0
NUGGETS	82	-	19830	3093	7003	.442	656	1943	.338	1513	1974	.766	941	2718	3659	1858	1723	8	609	1202	395	8355	101.9
OPPONENTS	82	-	19830	3182	6904	.461	754	2034	.371	1491	1958	.761	799	2700	3499	1924	1712	8	660	1122	517	8609	105.0



2015-16 DENVER NUGGETS FINAL REGULAR SEASON STATS

PLAYER	SINGLE-GAME HIGHS							AVERAGE PER GAME							CAREER HIGHS						
	MIN	REB	AST	ST	TO	BL	PTS	MIN	REB	AST	STL	TO	BLK	PTS	FG	FGA	FT	FTA	REB	AST	PTS
Gallinari	42	18	8	3	4	3	33	34.7	5.3	2.5	0.79	1.5	0.36	19.5	15	23	18T	20	18C	8T	47
Barton	50	13	7	4	5	2	32	28.7	5.8	2.5	0.87	1.7	0.48	14.4	12C	25C	9C	12C	13T	7C	32C
Mudiyari	42	11	11	4	11	2	30	30.4	3.4	5.5	0.96	3.2	0.51	12.8	13C	23C	6C	11C	11C	11C	30C
Faried	40	20	4	2	4	3	28	25.3	8.7	1.2	0.48	1.4	0.90	12.5	14	20T	9	15C	25	5	34
Harris	46	7	5	5	4	2	21	32.1	2.9	1.9	1.28	1.3	0.24	12.3	9C	15C	6C	6T	7C	5C	21C
Jokic	36	15	9	5	4	3	27	21.7	7.0	2.4	0.99	1.3	0.63	10.0	12C	20C	8C	12C	15C	9C	27C
Nurkic	39	14	5	5	8	5	21	17.1	5.5	1.3	0.75	1.7	1.38	8.2	10C	18C	7C	9C	15	5C	21C
Lauvergne	31	13	4	2	4	1	22	17.6	4.9	0.9	0.22	0.9	0.25	7.9	10C	15C	4C	6	13C	4C	22C
Nelson	46	8	9	2	4	1	20	26.6	2.9	4.9	0.64	1.7	0.13	7.7	13	30	12	14	10	15	32
Augustin (TOT)	36	6	10	3	6	1	26	19.0	1.5	3.2	0.61	1.4	0.06	7.5	12	22	13	13	9	14	35
Augustin (DEN)	36	6	10	3	4	1	26	23.5	1.9	4.7	0.89	1.9	0.07	11.6	10C	19	9	10	15	6	24T
Arthur	35	12	5	4	4	2	24	21.7	4.2	1.4	0.76	0.9	0.69	7.5	13	23	10	14	25	6	31
Hickson	30	13	3	3	4	3	19	15.3	4.3	0.8	0.50	0.8	0.60	6.9	13	27C	14	14	16	16	36
Foye	40	7	6	3	4	2	31	19.8	1.9	2.1	0.48	1.1	0.30	6.0	8	15	6T	8C	8	6	22
Sampson (TOT)	30	7	3	2	3	4	16	15.9	2.6	0.6	0.32	1.0	0.45	5.1	4C	8C	5C	6C	3C	2C	14C
Sampson (DEN)	30	5	3	2	3	4	16	18.0	2.3	0.6	0.46	0.7	0.65	5.2	10	20	6	6	5	3	26
Toupane	25	3	2	3	1	2	14	14.5	1.5	0.7	0.33	0.3	0.29	3.6	6	14	3T	6C	10	5	19
Kilpatrick	17	3	2	1	2	0	11	10.3	0.8	0.4	0.25	0.5	0.00	3.4	16	27	12	13	19	14	45
Papanikolaou	33	5	3	3	3	2	9	11.3	1.5	0.6	0.50	0.8	0.19	2.6	7	13	2	2	4	7	17
Miller	20	6	6	2	3	1	9	7.9	1.1	0.9	0.28	0.4	0.09	1.3	68	130	51	65	73	52	184
Green	4	1	1	0	0	0	0	2.5	0.3	0.3	0.00	0.0	0.00	0.0	74	136	52	66	75	52	186
NUGGETS	265	59	31	15	24	11	129	241.8	44.6	22.7	7.43	14.7	4.82	101.9							
OPPONENTS	265	62	40	15	22	13	130	241.8	42.7	23.5	8.05	13.7	6.30	105.0							

(C-SET, T=TIED THIS SEASON)

(C-SET, T=TIED THIS SEASON)





2015-16 FINAL STATS

HOME GAMES (18-23)

PLAYER	G	MIN	FIELD GOALS		FREE THROWS		REBOUNDS			PF	DQ	STL	BLK	PTS	AVG
			FG/FGA	PCT	FT/FTA	PCT	OFF/DEF	TOT	AST						
Gallinari	26	901	134/333	.402	209/238	.878	17/117	134	59	42	1	21	8	512	19.7
Mudiay	36	1104	194/484	.401	82/123	.667	18/106	124	194	82	1	35	26	515	14.3
Barton	41	1178	204/504	.405	115/140	.821	29/201	230	94	72	0	37	20	580	14.1
Harris	40	1267	192/402	.478	54/63	.857	27/87	114	78	78	0	42	13	495	12.4
Fariel	33	840	159/299	.532	77/127	.606	117/174	291	40	78	0	17	27	395	12.0
Jokic	41	935	172/322	.534	112/134	.836	82/223	305	117	115	2	44	29	467	11.4
Augustin	15	325	45/103	.437	49/57	.860	2/30	32	61	23	0	8	0	158	10.5
Hickson	10	196	37/69	.536	17/37	.459	11/39	50	10	19	0	4	9	91	9.1
Nelson	17	461	45/134	.336	17/22	.773	9/38	47	86	38	0	11	3	123	7.2
Nurkic	15	221	38/101	.376	31/48	.646	30/45	75	10	44	0	10	20	107	7.1
Lauvergne	30	490	89/174	.511	24/28	.857	32/99	131	33	67	1	6	8	205	6.8
Arthur	35	776	99/218	.454	18/22	.818	36/103	139	49	97	0	26	18	238	6.8
Foye	26	440	55/135	.407	18/25	.720	9/41	50	52	43	0	12	9	153	5.9
Sampson	14	283	30/66	.455	11/16	.688	11/29	40	13	29	0	7	11	77	5.5
Toupane	11	151	18/46	.391	12/15	.800	3/12	15	9	24	0	5	4	57	5.2
Kilpatrick	7	67	7/19	.368	7/8	.875	2/4	6	1	6	0	2	0	25	3.6
Papanikolaou	13	121	9/25	.360	0/0	.000	4/12	16	4	13	0	4	1	25	1.9
Miller	21	159	9/27	.333	0/0	.000	3/18	21	16	24	0	6	3	27	1.3
Green	1	2	0/0	.000	0/0	.000	0/0	0	0	0	0	0	0	0	0.0

NUGGETS 41 9915 1536/3461 .444 853/1103 .773 442/1378 2208 926 894 5 297 209 4250 103.7
OPPONENTS 41 9915 1591/3446 .462 795/1041 .764 375/1341 2068 964 915 6 325 248 4346 106.0
Three-Point Field Goals: Gallinari, 35-111 (.315); Mudiay, 45-131 (.344); Barton, 57-174 (.328); Harris, 57-155 (.368); Fariel, 0-1 (.000); Jokic, 11-43 (.256); Augustin, 19-50 (.380); Nelson, 16-56 (.286); Lauvergne, 3-24 (.125); Arthur, 22-54 (.407); Foye, 25-68 (.368); Sampson, 6-21 (.286); Toupane, 9-24 (.375); Kilpatrick, 4-16 (.250); Papanikolaou, 7-17 (.412); Miller, 9-25 (.360).
NUGGETS: 325-970 (.335). OPPONENTS: 369-1017 (.363).

AWAY GAMES (15-26)

PLAYER	G	MIN	FIELD GOALS		FREE THROWS		REBOUNDS			PF	DQ	STL	BLK	PTS	AVG
			FG/FGA	PCT	FT/FTA	PCT	OFF/DEF	TOT	AST						
Gallinari	27	938	153/367	.417	166/194	.856	35/112	147	76	45	0	21	11	524	19.4
Barton	41	1176	221/479	.461	101/128	.789	30/216	246	109	75	0	34	19	598	14.6
Fariel	34	854	190/327	.581	59/95	.621	118/172	290	39	91	0	15	33	440	12.9
Augustin	13	334	57/126	.452	28/37	.757	1/19	20	71	21	0	17	2	167	12.8
Harris	36	1172	167/363	.460	55/70	.786	27/79	106	69	65	0	55	5	437	12.1
Mudiay	32	964	135/421	.321	58/86	.674	14/94	108	178	59	0	30	9	357	11.2
Nurkic	17	326	63/141	.447	30/51	.588	35/65	100	30	47	0	14	24	156	9.2
Lauvergne	29	551	106/206	.515	38/41	.927	45/114	159	23	48	0	7	7	260	9.0
Jokic	39	798	135/278	.486	42/56	.750	99/156	255	72	93	1	35	21	329	8.4
Arthur	35	740	122/271	.450	22/31	.710	50/104	154	47	88	1	27	30	289	8.3
Nelson	22	575	68/173	.393	13/13	1.000	10/58	68	104	62	1	14	2	176	8.0
Foye	28	630	62/198	.313	21/22	.955	7/48	55	60	40	0	14	7	170	6.1
Sampson	12	186	24/49	.490	7/9	.778	5/16	21	3	22	0	5	6	57	4.8
Hickson	10	109	18/40	.450	10/22	.455	11/26	37	6	16	0	6	3	46	4.6
Papanikolaou	13	173	15/41	.366	9/14	.643	4/20	24	12	11	0	9	4	42	3.2
Kilpatrick	1	15	1/2	.500	0-0	.000	0/0	0	2	1	0	0	0	2	2.0
Toupane	10	154	7/24	.292	1/2	.500	5/11	16	6	16	0	2	2	19	1.9
Miller	26	214	13/35	.371	0/0	.000	3/29	32	24	29	0	7	1	36	1.4
Green	2	6	0/1	.000	0-0	.000	0/1	1	1	0	0	0	0	0	0.0

NUGGETS 41 9915 1557/3542 .440 660/871 .758 499/1340 2170 932 829 3 312 186 4105 100.1
OPPONENTS 41 9915 1591/3458 .460 696/917 .759 424/1359 2114 960 797 2 335 269 4263 104.0
Three-Point Field Goals: Gallinari, 52-128 (.406); Barton, 55-151 (.364); Fariel, 1-1 (.000); Augustin, 25-57 (.439); Harris, 48-142 (.338); Mudiay, 29-101 (.287); Nurkic, 0-3 (.000); Lauvergne, 10-29 (.345); Jokic, 17-41 (.415); Arthur, 23-63 (.365); Nelson, 27-86 (.307); Foye, 25-101 (.248); Sampson, 2-8 (.250); Papanikolaou, 3-15 (.200); Kilpatrick, 0-1 (.000); Toupane, 4-16 (.250); Miller, 10-27 (.370); Green, 0-1 (.000).
NUGGETS: 331-973 (.340). OPPONENTS: 385-1016 (.379).





	OVERALL	HOME	ROAD	OT
	33-49	18-23	15-26	2-4
NORTHWEST	4-12	2-6	2-6	1-0
PACIFIC	7-11	3-6	4-5	0-1
SOUTHWEST	7-11	4-5	3-6	1-1
SOUTHEAST	4-6	2-3	2-3	---
CENTRAL	5-5	4-1	1-4	0-1
ATLANTIC	6-4	3-2	3-2	0-1

WESTERN CONFERENCE (18-34)

	HOME W-L	ROAD W-L	TOTAL W-L
NORTHWEST			
Minnesota	1-1	2-0	3-1
Oklahoma City	0-2	0-2	0-4
Portland	1-1	0-2	1-3
Utah	0-2	0-2	0-4
TOTALS	2-6	2-6	4-12

	HOME W-L	ROAD W-L	TOTAL W-L
SOUTHWEST			
Dallas	1-1	0-2	1-3
Houston	2-0	1-0	3-0
Memphis	0-2	1-1	1-3
New Orleans	0-1	1-1	1-2
San Antonio	1-1	0-2	1-3
TOTALS	4-5	3-6	7-11

	HOME W-L	ROAD W-L	TOTAL W-L
PACIFIC			
Golden State	1-1	0-2	1-3
L.A. Clippers	0-1	1-1	1-2
L.A. Lakers	1-1	2-0	3-1
Phoenix	1-1	1-1	2-2
Sacramento	0-2	0-1	0-3
TOTALS	3-6	4-5	7-11

EASTERN CONFERENCE (15-15)

	HOME W-L	ROAD W-L	TOTAL W-L
ATLANTIC			
Boston	0-1	0-1	0-2
Brooklyn	0-1	0-1	0-2
New York	1-0	1-0	2-0
Philadelphia	1-0	1-0	2-0
Toronto	1-0	1-0	2-0
TOTALS	3-2	3-2	6-4

	HOME W-L	ROAD W-L	TOTAL W-L
SOUTHEAST			
Atlanta	0-1	0-1	0-2
Charlotte	1-0	1-0	2-0
Miami	0-1	0-1	0-2
Orlando	0-1	0-1	0-2
Washington	1-0	1-0	2-0
TOTALS	2-3	2-3	4-6

	HOME W-L	ROAD W-L	TOTAL W-L
CENTRAL			
Chicago	1-0	0-1	1-1
Cleveland	0-1	0-1	0-2
Detroit	1-0	1-0	2-0
Indiana	1-0	0-1	1-1
Milwaukee	1-0	0-1	1-1
TOTALS	4-1	1-4	5-5

NUGGETS RECORD BY MONTH

	OCT.	NOV.	DEC.	JAN.	FEB.	MAR	APR.
HOME	0-1	3-5	2-4	4-5	2-3	6-2	1-3
ROAD	1-0	2-6	4-5	2-4	3-4	3-6	0-1
TOTAL	1-1	5-11	6-9	6-9	5-7	9-8	1-4

Most Games Over .500:1 (1-0, 5-4, 6-5,)
 Most Games Under .500:16 (33-49)
 Longest Winning Streak:4 (3/6/16 - 3/12/16)
 Home:4 (3/6/16 - 3/12/16)
 Road:2 (12/3/15 - 12/5/15)
 Longest Losing Streak:8 (11/18/15 - 12/2/15)
 Home:4 (11/20/15 - 11/27/15)
 Road:4 (2) (11/18/15 - 12/2/15, 12/26/15 - 1/2/16)
 Largest Margin of Victory:20 (105-85) at Houston, 10/28/15
 Largest Margin of Defeat:33 (91-124) at Cleveland, 3/21/16





2015-16 INDIVIDUAL SEASON HIGHS

2015-16 DENVER NUGGETS INDIVIDUAL SEASON HIGHS

PLAYER	MINUTES	FIELD GOALS	FREE THROWS	REBOUNDS OFFENSIVE	REBOUNDS DEFENSIVE	REBOUNDS TOTAL	ASSISTS	STEALS	TURNOVERS	BLOCKED SHOTS	POINTS
DARRELL ARTHUR	35 MAR. 19 at Cha.	100 MAR. 31 at N.O.	4 (2) JAN. 28 at Wash.	90 MAR. 27 at L.A.C.	9 (2) JAN. 13 vs G.S.	12 MAR. 27 at L.A.C.	5 JAN. 6 at Mem.	41 JAN. 23 vs Det.	4 (2) MAR. 27 at L.A.C.	2 (17) MAR. 30 at N.O.	241
D.J. AUGUSTIN OKC-Den.	36 FEB. 26 at Dall.	8 MAR. 19 at Cha.	9 MAR. 2 vs L.A.L.	1 (8) MAR. 28 vs Dall.	6 MAR. 10 vs Phoe.	6 MAR. 10 vs Phoe.	10 (2) MAR. 27 at L.A.C.	3 (4) MAR. 15 at Orl.	6 NOV. 2 at Hou.	11 (4) APR. 13 at Port.	26
D.J. AUGUSTIN Den.	36 FEB. 26 at Dall.	8 MAR. 19 at Cha.	9 MAR. 2 vs L.A.L.	1 (8) MAR. 28 vs Dall.	6 MAR. 10 vs Phoe.	6 MAR. 10 vs Phoe.	10 (2) MAR. 27 at L.A.C.	3 (4) MAR. 15 at Orl.	4 FEB. 23 vs Sac.	11 (2) APR. 13 at Port.	26
WILL BARTON	50 JAN. 2 at G.S.	12 (2) DEC. 30 at Port.	90 MAR. 30 at Mem.	2 (15) MAR. 8 vs N.Y.	12 JAN. 2 at G.S.	13 JAN. 2 at G.S.	70 JAN. 2 at G.S.	40 DEC. 8 vs Phil.	5 (4) MAR. 23 vs Phil.	27 (4) APR. 10 vs Utah	300
KENNETH FARIED	40 NOV. 3 at L.A.L.	12 DEC. 27 at OKC.	8 NOV. 3 at L.A.L.	11 MAR. 6 vs Dall.	11 NOV. 3 at L.A.L.	20 MAR. 6 vs Dall.	4 (9) FEB. 29 vs Mem.	2 (4) MAR. 31 at N.O.	4 (4) MAR. 28 vs Dall.	3 (4) DEC. 23 at Phoe.	28
RANDY FOYE	40 DEC. 23 at Phoe.	12 DEC. 23 at Phoe.	5 DEC. 3 at Tor.	3 NOV. 30 at Milw.	5 FEB. 1 vs Tor.	7 NOV. 30 at Milw.	6 (6) FEB. 5 vs Chi.	3 DEC. 18 at Utah	4 (2) DEC. 23 at Phoe.	2 (4) FEB. 1 vs Tor.	31
DANILO GALLINARI	42 DEC. 11 vs Minn.	12 NOV. 17 at N.O.	18 FEB. 5 vs Chi.	41 NOV. 3 at L.A.L.	18 NOV. 24 vs L.A.C.	18 NOV. 24 vs L.A.C.	81 NOV. 17 at N.O.	3 FEB. 19 at Sac.	4 (6) FEB. 1 vs Tor.	3 OCT. 28 at Hou.	33
ERICK GREEN	4 NOV. 1 at OKC.	0 DEC. 23 at Phoe.	0 DEC. 3 at Tor.	0 NOV. 3 at L.A.L.	1 NOV. 1 at OKC.	1 NOV. 1 at OKC.	1 OCT. 28 at Hou.	0 DEC. 18 at Utah	0 DEC. 23 at Phoe.	0 FEB. 1 vs Tor.	0
GARY HARRIS	46 FEB. 26 at Dall.	90 DEC. 22 vs L.A.L.	60 JAN. 27 at Bos.	3 (2) MAR. 17 at Bos.	70 JAN. 27 at Bos.	70 JAN. 27 at Bos.	50 (8) APR. 5 vs OKC.	50 JAN. 23 vs Det.	4 JAN. 8 at Mem.	22 (2) APR. 2 vs Sac.	210 (3) MAR. 4 vs Bos.
J.J. HICKSON	30 NOV. 9 vs Port.	8 NOV. 3 at L.A.L.	5 NOV. 9 vs Port.	3 (2) NOV. 3 vs Port.	11 NOV. 9 vs Port.	13 NOV. 9 vs Port.	3 NOV. 20 vs Phil.	31 DEC. 2 at Chi.	4 (2) DEC. 8 vs Port.	3 NOV. 9 vs Port.	19
NIKOLA JOKIC	36 APR. 10 vs Utah	120 FEB. 1 vs Tor.	80 (2) MAR. 23 vs Phil.	60 (4) APR. 13 at Port.	120 APR. 8 vs S.A.	150 APR. 8 vs S.A.	90 JAN. 10 vs Chi.	50 JAN. 30 at Ind.	40 FEB. 21 vs Bos.	30 (3) MAR. 10 vs Phoe.	270 FEB. 1 vs Tor.
SEAN KILPATRICK	17 FEB. 1 vs Tor.	3 JAN. 25 vs Ail.	4 JAN. 25 vs Ail.	1 (2) JAN. 25 vs Ail.	2 JAN. 25 vs Ail.	3 JAN. 25 vs Ail.	2 JAN. 27 at Bos.	11 (2) JAN. 23 vs Det.	2 FEB. 1 vs Tor.	0 FEB. 1 vs Tor.	11
JOFFREY LAUVERGNE	310 DEC. 27 at OKC.	100 FEB. 19 at Sac.	40 (5) APR. 8 vs S.A.	60 DEC. 18 at Utah	90 (2) MAR. 2 vs L.A.L.	130 DEC. 18 at Utah	40 MAR. 8 vs N.Y.	27 DEC. 30 at Port.	40 (2) APR. 8 vs S.A.	1 (15) APR. 10 vs Utah	220 FEB. 19 at Sac.



2015-16 DENVER NUGGETS INDIVIDUAL SEASON HIGHS (CONT.)

PLAYER	MINUTES	FIELD GOALS	FREE THROWS	REBOUNDS OFFENSIVE	REBOUNDS DEFENSIVE	TOTAL REBOUNDS	ASSISTS	STEALS	TURNOVERS	SHOTS BLOCKED	POINTS
MIKE MILLER	20 NOV 27 vs S.A.	3 (3) DEC 5 at Phil.	0	2 JAN 2 at G.S.	5 DEC 23 at Phil.	6 DEC 23 at Phil.	6 DEC 5 at Phil.	2 (3) APR 13 at Phil.	3 (2) DEC 23 at Phil.	1 (4) FEB 15 vs Bks.	9 (2) NOV 24 vs LA-C
EMMANUEL MUDDAY	42C MAR 23 vs Phil.	13C MAR 10 vs Phil.	6 (2) MAR 4 vs Bks.	3C MAR 4 vs Bks.	10C MAR 23 vs Phil.	11C MAR 23 vs Phil.	11C NOV 13 vs Hou.	4C NOV 6 at G.S.	11C OCT 28 at Hou.	2 (7) MAR 6 vs Dall.	30C MAR 10 vs Phil.
JAMIEER NELSON	46 JAN 2 at G.S.	8 JAN 3 vs Port.	9 JAN 3 vs Port.	4T JAN 2 at G.S.	7 DEC 27 at G.S.	8 (2) JAN 2 at G.S.	9 (3) JAN 13 vs Hou.	2 (7) JAN 13 vs Hou.	4 (3) DEC 14 vs Hou.	1 (6) JAN 15 at G.S.	20 (2) JAN 2 at G.S.
JUSUF NURKIC	39C APR 13 at Port.	10C APR 8 vs S.A.	7C MAR 12 vs Wash.	6T APR 13 at Port.	8 (2) APR 13 at Port.	14 APR 13 at Port.	5C MAR 25 at LA-L.	5C APR 13 at Port.	8C APR 13 at Port.	5T JAN 6 at Minn.	21C APR 8 vs S.A.
KOSTAS PAPANIKOLAOU	33 DEC 23 at Phil.	4 NOV 14 at Phil.	3T DEC 23 at Phil.	1 (8) DEC 29 vs Clew.	4 (2) DEC 29 vs Clew.	5 (2) DEC 29 vs Clew.	3 (2) DEC 27 at O.C.	3T DEC 26 at S.A.	3 DEC 26 at S.A.	2T DEC 23 at Phil.	9 (3) DEC 23 at Phil.
JAKARR SAMPSON	30 FEB 29 vs Mem.	6 APR 8 vs Mem.	6T (2) DEC 26 at Phil.	4C MAR 4 vs Bks.	6 DEC 20 at Clew.	7 (3) DEC 20 at Clew.	3 (3) MAR 4 vs Bks.	2 (2) APR 8 vs S.A.	3 (6) FEB 29 at N.O.	4C MAR 31 at N.O.	16 APR 8 vs S.A.
JAKARR SAMPSON	30 FEB 29 vs Mem.	6 APR 8 vs S.A.	3 (3) APR 8 vs S.A.	4C MAR 4 vs Bks.	5 MAR 17 at Atl.	5 (3) APR 5 vs O.C.	3 MAR 4 vs Bks.	2 APR 8 vs S.A.	3 (2) FEB 29 vs Mem.	4C MAR 31 at N.O.	16 APR 8 vs S.A.
AXEL TOUPANE	25C MAR 27 at LA-C	4 (2) APR 5 vs O.C.	5C APR 2 vs Sac.	2 (2) MAR 27 at LA-C	3 (2) APR 10 vs Utah.	3 (4) APR 10 vs Utah.	2 (2) APR 5 vs O.C.	3C MAR 12 vs Wash.	10 (8) APR 10 vs Utah.	2C MAR 12 vs Wash.	14C APR 2 vs Sac.
NUGGETS High Games	265 (6) MAR 6 vs Dall.	49 MAR 14 at Miami	33 (2) JAN 25 vs Atl.	24 JAN 2 at G.S.	43 FEB 24 at LA-C	59 JAN 8 at Mem.	31 MAR 25 at LA-L.	15 JAN 23 vs Det.	24 (2) FEB 21 vs Bos.	11 MAR 10 vs Phil.	129 JAN 17 vs Ind.
NUGGETS Low Games	24 (7) (8) APR 13 at Port.	26 FEB 3 at Utah	5 DEC 26 at S.A.	3 JAN 23 vs Det.	20 DEC 27 at O.C.	32 JAN 23 vs Det.	11 FEB 3 at Utah	2 (3) JAN 8 at Mem.	6 (3) MAR 8 vs N.Y.	0 (2) JAN 2 at G.S.	74 (2) DEC 8 vs Orl.
OPPONENTS High Games	265 (6) MAR 6 vs Dall.	48 (3) MAR 21 at Mem.	33 OCT 30 vs Minn.	20 MAR 30 at Clew.	47 (2) DEC 2 at Chi.	62 DEC 2 at Chi.	40 NOV 6 at G.S.	15 (2) JAN 27 at Bos.	13 (3) FEB 19 at Chi.	22 MAR 19 at Sec.	130 DEC 20 vs N.O.
OPPONENTS Low Games	24 (7) (8) APR 13 at Port.	28 JAN 6 at Minn.	6 FEB 10 at Det.	4 (2) FEB 29 vs Mem.	21 (2) DEC 15 at Minn.	26 DEC 14 vs Hou.	13 FEB 1 vs Tor.	1 MAR 8 vs N.Y.	4 MAR 28 vs Dall.	1 (4) FEB 26 at Dall.	74 JAN 6 at Minn.

"C" indicates a new career-high. "T" a tied career-high.
Numbers in parentheses indicate the number of games in which a player or team has reached a given total (if more than one).
Through number of games in which a player or team has reached a given total (if more than one).





2015-16 MISCELLANEOUS STATS

2015-16 INDIVIDUAL SINGLE-GAME HIGHS

POINTS

Den: 32 (2), Will Barton, vs. NOP, 12/20
Opp: 39, DeMarcus Cousins, SAC, 2/23

POINTS - HALF

Den: 23, Will Barton, vs. LAL, 12/22 (1st Half)
Opp: 27, Stephen Curry, GSW, 1/13 (2nd Half)

POINTS - QUARTER

Den: 22, D.J. Augustin (4th), vs. LAL, 3/2
Opp: 20, Stephen Curry (4th), GSW, 1/13

FIELD GOALS MADE

Den: 13, Emmanuel Mudiay, vs. PHX, 3/10
Opp: 14 (2), DeMarcus Cousins, SAC, 2/23

FIELD GOALS ATTEMPTED

Den: 27, Randy Foye, @ PHX, 12/23
Opp: 27, Derrick Rose, CHI, 2/5

3PT FIELD GOALS MADE

Den: 7 (2), Randy Foye, @ PHX, 12/23
Opp: 8, Stephen Curry, GSW, 11/6

3PT FIELD GOALS ATTEMPTED

Den: 11, Will Barton, vs. NOP, 12/20
Opp: 16, Stephen Curry, @ GSW, 11/6

FREE THROWS MADE

Den: 18, Danilo Gallinari, vs. CHI, 2/5
Opp: 16, Lou Williams, @ LAL, 11/3

FREE THROWS ATTEMPTED

Den: 19, Danilo Gallinari, vs. GSW, 1/13
Opp: 25, DeAndre Jordan, LAC, 11/24

TOTAL REBOUNDS

Den: 20, Kenneth Faried, vs. DAL, 3/6
Opp: 20, DeMarcus Cousins, @ SAC, 2/19

OFFENSIVE REBOUNDS

Den: 11, Kenneth Faried, vs. DAL, 3/6
Opp: 7 (3), DeAndre Jordan, @ LAL, 3/27

DEFENSIVE REBOUNDS

Den: 18, Danilo Gallinari, vs. LAC, 11/24
Opp: 19, DeMarcus Cousins, @ SAC, 2/19

ASSISTS

Den: 11 (2), Emmanuel Mudiay, vs. HOU, 11/13
Opp: 12 (4), Russell Westbrook, OKC, 4/5

BLOCKED SHOTS

Den: 5, Jusuf Nurkic, @ MIN, 1/6
Opp: 11, Hassan Whiteside, MIA, 1/15

STEALS

Den: 5 (2), Nikola Jokic, @ IND, 1/30
Opp: 5 (3), Otto Porter Jr., WAS, 3/12

MINUTES

Den: 50, Will Barton, @ GSW, 1/2
Opp: 46, Klay Thompson, @ GSW, 1/2

* Denotes NBA Single-Game Season-High

2015-16 QUARTER-BY-QUARTER SCORING AVERAGES

	1ST	2ND	3RD	4TH	OT	OVERALL
Nuggets	25.8	26.4	24.3	24.9	8.2	101.9
TOTALS	2112	2164	1992	2038	49	8355
Opponents	27.0	26.9	25.4	25.0	9.7	105.0
TOTALS	2211	2205	2081	2054	58	8609





2015-16 TEAM LEADERS (INCLUDES TIES)

PLAYER	SCORING	REBOUNDING	ASSISTS
Arthur	6	5	1
Augustin	5	0	13
Barton	19	11	8
Faried	9	32	1
Foye	2	1	5
Gallinari	29	5	4
Harris	4	0	3
Hickson	1	2	0
Jokic	5	20	8
Lauvergne	0	7	0
Mudiay	7	1	41
Miller	0	0	1
Nelson	0	0	18
Nurkic	3	5	0
Toupane	0	0	0

2015-16 DOUBLE FIGURE GAMES

PLAYER	10+PTS	20+PTS	30+PTS	10+REBS	10+ASTS
Arthur	21	2	0	3	0
Augustin	17	4	0	0	2
Barton	60	20	2	6	0
Faried	45	9	0	6	0
Foye	10	1	1	0	0
Gallinari	49	26	3	3	0
Harris	53	5	0	0	0
Hickson	7	0	0	2	0
Jokic	35	5	0	22	0
Lauvergne	24	1	0	6	0
Mudiay	47	10	1	1	4
Miller	0	0	0	0	0
Nelson	16	2	0	0	0
Nurkic	11	1	0	4	0
Toupane	3	0	0	0	0

*Denotes 20+ rebounds

DOUBLE-DOUBLES (PTS/REBS):.....Faried (21), Jokic (16), Barton (6), Lauvergne (5), Nurkic (4), Gallinari (3), Arthur (2), Hickson (2), Mudiay (1)
 DOUBLE-DOUBLES (PTS/ASTS):.....Mudiay (3), Augustin (2)
 TRIPLE-DOUBLE (PTS/REBS/ASTS)None
 TRIPLE-DOUBLE (PTS/REBS/BLKS)None





2015-16 MISCELLANEOUS STATS

2015-16 GAMES MISSED

PLAYER	INJURY/ILLNESS	GAMES MISSED	RECORD
Darrell Arthur	Sinus Infection	1 (11/17)	1-0
	Right Knee Soreness	2 (12/11 - 12/14)	2-0
	Left Quad Soreness	5 (2/3 - 2/10)	3-2
	Left Knee Soreness	2 (4/2 - 4/5)	0-2
	Personal Reasons	1 (4/8)	1-0
	TOTAL: 11	7-4	
Wilson Chandler	Right Hip Arthroscopic Surgery	82 (10/28 - 4/13)	33-49
		TOTAL: 82	33-49
Kenneth Faried	Left Ankle Sprain	4 (11/22 - 11/27; 12/3)	1-3
	Personal Reasons	2 (1/8 - 1/10)	1-1
	Left Adductor Soreness	1 (1/23)	1-0
	Low Back Soreness	4 (3/17 - 3/23)	2-2
		TOTAL: 11	5-6
Danilo Gallinari	Left Ankle Sprain	6 (12/22 - 12/30)	1-5
	Right Ankle Sprain	24 (2/29 - 4/13)	10-14
		TOTAL: 30	11-19
JJ Hickson	Dental Procedure	1 (1/13)	1-0
		TOTAL: 1	1-0
Nikola Jokic	Low Back Strain	1 (11/3)	1-0
		TOTAL: 1	1-0
Joffrey Lauvergne	Low Back Strain	12 (11/3 - 11/24)	5-7
	Right First Toe Paronychia	2 (1/27 - 1/28)	1-1
		TOTAL: 14	6-8
Emmanuel Mudiay	Right Ankle Deltoid Sprain	14 (12/14 - 1-8)	4-10
		TOTAL: 14	4-10
Jameer Nelson	SI Joint Sprain (Back)	2 (11/9 - 11/11)	2-0
	Illness	1 (12/23)	1-0
	Left Hip Flexor Strain	1 (1/10)	1-0
	Sprained Left Wrist	14 (1/17 - 1/27; 2/1 - 2/21)	6-8
		TOTAL: 18	10-8
Jusuf Nurkic	Left Patellar Tendon Repair	33 (10/28 - 12/30)	12-21
	Left Knee Soreness	2 (1/15 - 1/17)	1-1
	Illness	3 (3/28 - 3/31)	1-2
		TOTAL: 38	14-24
Kostas Papanikolaou	Left Ankle Sprain	1 (1/2)	0-1
		TOTAL: 1	0-1
NUGGETS TEAM TOTAL: 225			





2015-16 STARTING LINEUPS (20) MOST RECENT LISTED FIRST

GUARD	GUARD	FORWARD	FORWARD	CENTER	RECORD
Mudiay	Harris	Miller	Jokic	Nurkic	0-1
Mudiay	Harris	Sampson	Jokic	Nurkic	1-1
Mudiay	Harris	Sampson	Faried	Jokic	6-8
Mudiay	Harris	Sampson	Arthur	Jokic	3-3
Mudiay	Harris	Gallinari	Faried	Jokic	8-12
Mudiay	Harris	Gallinari	Arthur	Jokic	2-0
Nelson	Harris	Gallinari	Arthur	Faried	0-1
Nelson	Harris	Gallinari	Faried	Jokic	1-2
Nelson	Harris	Gallinari	Arthur	Jokic	0-1
Nelson	Harris	Papanikolaou	Faried	Lauvergne	0-5
Foye	Harris	Papanikolaou	Miller	Faried	1-0
Nelson	Harris	Gallinari	Faried	Lauvergne	2-2
Mudiay	Harris	Gallinari	Faried	Lauvergne	2-2
Mudiay	Foye	Gallinari	Faried	Hickson	0-1
Mudiay	Foye	Gallinari	Arthur	Lauvergne	2-0
Mudiay	Foye	Gallinari	Faried	Jokic	0-2
Mudiay	Foye	Gallinari	Arthur	Jokic	0-1
Mudiay	Harris	Gallinari	Arthur	Jokic	0-3
Mudiay	Harris	Gallinari	Faried	Hickson	5-3
Mudiay	Harris	Barton	Gallinari	Faried	0-1







DENVER NUGGETS

SEASON BY SEASON

2016-17 MEDIA GUIDE



1976-77 SEASON

SEASON BY SEASON

1976-77 ROSTER

NO.	PLAYER	POS	HT	WT	COLLEGE/YR	EXP
40	Byron Beck	F	6-9	225	Denver '67	9
22	Gus Gerard	F	6-8	205	Virginia '74	2
30	George Irvine	F	6-6	200	Washington '70	6
44	Dan Issel	C	6-9	240	Kentucky '70	6
24	Bobby Jones	F	6-9	212	North Carolina '74	2
12	Ted McClain	G	6-3	200	Tennessee St. '71	5
35	Paul Silas	F	6-7	215	Creighton '64	12
21	Fatty Taylor	G	6-0	175	LaSalle '69	7
33	David Thompson	G/F	6-4	195	No. Carolina St. '75	1
13	Monte Towe	G	5-7	150	No. Carolina St. '75	1
10	Marvin Webster	C	7-1	240	Morgan St. '75	1
11	Chuck Williams	G	6-3	185	Colorado '68	6
42	Willie Wise	F	6-6	210	Drake '69	7

Head Coach: Larry Brown (North Carolina '63)

Assistant Coach: Frank Hamblen (Syracuse '69)

Trainer:..... Bob "Chopper" Travaglini

NUGGETS 1976-77 TEAM HIGHS & LOWS

	HIGH	LOW
Points	145 vs. San Antonio, 1/2	83 @ LA Lakers, 12/12
Field Goals Made	57 vs. San Antonio, 1/2	34 @ Chicago, 4/1
Field Goals Attempted	114 vs. Washington, 11/23	77 vs. Kansas City, 10/23
Field Goal Percentage	(.620/49-79) @ Portland, 2/8	(.400/36-90) @ Cleveland, 11/30
Free Throws Made	49 @ New Orleans, 4/10	11 @ LA Lakers, 12/12
Free Throws Attempted	65 @ New Orleans, 4/10	13 @ LA Lakers, 12/12
Free Throw Percentage	(.906/29-32) vs. Milwaukee, 10/28	(.531/17-32) @ Portland, 12/17
Total Rebounds	66 vs. Washington, 11/23	35 @ Buffalo, 3/13
Offensive Rebounds	33 vs. Washington, 11/23	7 vs. Houston, 2/22
Defensive Rebounds	54 vs. New York Nets, 11/17	24 vs. Chicago, 12/18
Assists	45 vs. San Antonio, 1/2	14 @ Cleveland, 11/30
Steals	20 vs. Seattle, 1/21	5 @ Boston, 3/6
Turnovers	*38 vs. Indiana, 3/16	*15 @ LA Lakers, 3/15
Blocked Shots	14 vs. Buffalo, 3/31	1 vs. Milwaukee, 10/28
Fouls	42 @ New Orleans, 4/10	12 vs. New Orleans, 1/12

OPPONENTS 1976-77 TEAM HIGHS & LOWS

	HIGH	LOW
Points	137 @ San Antonio, 1/5	78 by NY Nets, 11/17
Field Goals Made	55 @ San Antonio, 1/5	*29 by NY Nets, 11/17
Field Goals Attempted	118 by San Antonio, 1/2	81 by Philadelphia, 1/30
Field Goal Percentage	(.588/50-85) @ Golden State, 2/10	(.296/29-98) by NY Nets, 11/17
Free Throws Made	43 @ New Orleans, 4/10	*6 by Buffalo, 1/24
Free Throws Attempted	49 @ New Orleans, 4/10	7 by Cleveland, 12/9
Free Throw Percentage	(.914/32-35) @ NY Knicks, 3/8	(.500/9-18) by Indiana, 3/29
Total Rebounds	65 @ LA Lakers, 12/12	32 by Cleveland, 1/14
Offensive Rebounds	28 by Buffalo, 3/31	6 by Cleveland, 1/14
Defensive Rebounds	46 @ LA Lakers, 12/12	19 by Detroit, 3/20
Assists	37 @ Phoenix, 2/6	15 by Philadelphia, 12/21
Steals	21 @ Indiana, 3/16	4 @ LA Lakers, 12/12
Turnovers	35 by Philadelphia, 1/30	13 by Golden State, 3/27
Blocked Shots	*11 by New York Nets 2/16	1 by LA Lakers, 3/15
Fouls	38 @ New Orleans, 4/10	18 vs. LA Lakers, 3/15

* Indicates repeated mark, and is the last time it happened.



1976-77 GAME-BY-GAME RESULTS (50-32)

NO.	DATE	OPP.	W-L	SCORE	HM.	RD.	TOT.	DEN. HIGH SCORER	OPP. HIGH SCORER	ATTEND.
1	10/22	@Indiana	W	123-110	0-0	1-0	1-0	Issel-30	Hillman-19	7,266
2	KANSAS CITY	W	120-99	1-0	1-0	2-0	2-0	Issel-26	Washington-22	15,683
3	10/28	MILWAUKEE	W	119-100	2-0	1-0	3-0	Issel-30	Bridgeman-19	14,155
4	10/30	PHOENIX	W	113-107	3-0	1-0	4-0	Issel-24	Heard-28	17,608
5	11/3	N.Y. KNICKS	W	119-110	4-0	1-0	5-0	Thompson-24	Frazier-27	17,808
6	11/5	@Chicago	W	99-85	4-0	2-0	6-0	Thompson-36	Johnson-30	13,543
7	11/6	@Milwaukee	W	105-103	4-0	3-0	7-0	Thompson-29	Winters-20	10,338
8	11/9	GOLDEN STATE	W	123-117	5-0	3-0	8-0	Issel-24	Smith-43	17,577
9	11/11	@Buffalo	L	94-105	5-0	3-1	8-1	Thompson-36	McAdoo-22	11,978
10	11/13	KANSAS CITY	W	123-96	6-0	3-1	9-1	Thompson-23	Boone-23	17,783
11	11/17	N.Y. NETS	W	112-78	7-0	3-1	10-1	Gerard-17	Archibald-18	15,792
12	11/19	@Boston	L	108-112	7-0	3-2	10-2	Issel-29	Scott-22	15,040
13	11/20	@N.Y. Knicks	L	115-120	7-0	3-3	10-3	Thompson-25	Gianelli-19	19,694
14	11/23	WASHINGTON	W	117-96	8-0	3-3	11-3	Thompson-28	Hayes-21	17,778
15	11/24	LOS ANGELES	W	122-112	9-0	3-3	12-3	Issel-27	Abdul-Jabbar-28	17,803
16	11/26	@Kansas City	L	110-120	9-0	3-4	12-4	Thompson-27	Boone/Wedman-28	8,986
17	11/27	INDIANA	W	122-113	10-0	3-4	13-4	Thompson-27	Flynn-24	17,518
18	11/30	@Cleveland	L	93-99	10-0	3-5	13-5	Thompson-19	Smith-20	18,031
19	12/1	@Philadelphia	L	102-114	10-0	3-6	13-6	Issel-24	Collins-32	18,116
20	12/3	@N.Y. Nets	W	126-124	10-0	4-6	14-6	Issel/Thompson-30	Williamson-30	8,145
21	12/4	@Washington	L	95-100	10-0	4-7	14-7	Thompson-20	Chenier-23	18,513
22	12/5	@New Orleans	W	117-105	10-0	5-7	15-7	Issel-29	James-34	12,408
23	12/7	MILWAUKEE	W	122-115	11-0	5-7	16-7	Thompson-27	Bridgeman-22	15,037
24	12/9	CLEVELAND	W	104-94	12-0	5-7	17-7	Thompson-29	Smith-20	17,817
25	12/12	@Los Angeles	L	83-112	12-0	5-8	17-8	Issel-18	Abdul-Jabbar-18	15,524
26	12/15	@Seattle	W	117-103	12-0	6-8	18-8	Issel-38	Brown-22	13,436
27	12/17	@Portland	L	105-127	12-0	6-9	18-9	Thompson-24	Walton-22	12,672
28	12/18	CHICAGO	W	111-106	13-0	6-9	19-9	Thompson-32	Johnson-29	17,301
29	12/21	PHILADELPHIA	W	108-94	14-0	6-9	20-9	Jones-22	Erving-26	17,839
30	12/23	SEATTLE	W	123-95	15-0	6-9	21-9	Thompson-38	Burleson-17	17,321
31	12/26	BOSTON	L	101-103	15-1	6-9	21-10	Thompson-29	Scott-31	17,851
32	12/28	PHOENIX	W	110-102	16-1	6-9	22-10	Issel-34	Westphal-27	17,595
33	12/30	DETROIT	W	123-106	17-1	6-9	23-10	Thompson-29	Lanier-25	17,868
34	1/2	SAN ANTONIO	W	145-120	18-1	6-9	24-10	Issel-27	Gervin-31	16,524
35	1/4	@Atlanta	L	109-113	18-1	6-10	24-11	Issel-29	Hudson-25	9,194
36	1/5	@San Antonio	L	133-137	18-1	6-11	24-12	Jones/Thompson-27	Gervin-30	11,239
37	1/7	@Houston	W	117-107	18-1	7-11	25-12	Issel-30	Tomjanovich-24	13,226
38	1/8	CHICAGO	W	119-99	19-1	7-11	26-12	Jones-18	May-20	17,111
39	1/12	NEW ORLEANS	W	110-99	20-1	7-11	27-12	Issel-24	Maravich-27	17,205
40	1/14	CLEVELAND	W	116-96	21-1	7-11	28-12	Issel/Thompson-19	Russell-17	17,709
41	1/16	@Seattle	W	109-101	21-1	8-11	29-12	Issel-23	Wilkinson-20	14,938
42	1/18	@Golden State	L	101-107	21-1	8-12	29-13	Issel-25	Berry-26	13,155
43	1/21	SEATTLE	W	120-106	22-1	8-12	30-13	Issel-27	Weatherhood-19	16,222
44	1/24	BUFFALO	W	127-102	23-1	8-12	31-13	Issel-32	Smith-24	15,092
45	1/26	PORTLAND	L	102-107	23-2	8-12	31-14	Issel/Thompson-22	Lucas-22	17,799
46	1/28	NEW ORLEANS	W	108-96	24-2	8-12	32-14	Issel-31	Maravich-28	16,987
47	1/30	PHILADELPHIA	L	101-107	24-3	8-12	32-15	Issel-26	Free-33	17,879
48	2/2	WASHINGTON	W	119-105	25-3	8-12	33-15	Thompson-37	Hayes-26	16,493
49	2/4	@Detroit	L	111-124	25-3	8-13	33-16	Issel-38	Lanier-40	10,716
50	2/6	@Phoenix	L	104-115	25-3	8-14	33-17	Thompson-27	Westphal-32	11,826
51	2/8	@Portland	W	119-111	25-3	9-14	34-17	Thompson-40	Hollins-28	12,605
52	2/10	@Golden State	L	101-114	25-3	9-15	34-18	Thompson-27	Smith-21	13,155
53	2/11	@Los Angeles	L	109-117	25-3	9-16	34-19	Issel-35	Abdul-Jabbar-29	16,954
54	2/16	N.Y. NETS	W	116-102	26-3	9-16	35-19	Issel-24	Bantom-26	15,858
55	2/19	PORTLAND	W	133-124	27-3	9-16	36-19	Calvin-26	Lucas-35	17,778
56	2/20	ATLANTA	W	111-95	28-3	9-16	37-19	Issel/Thompson-28	Drew-33	16,982
57	2/22	HOUSTON	W	118-106	29-3	9-16	38-19	Issel-22	Murphy-24	17,011
58	2/23	@N.Y. Nets	L	88-91	29-3	9-17	38-20	Issel-26	Bantom-16	8,067
59	2/25	@Kansas City	W	130-128	29-3	10-17	39-20	Issel-40	Boone/Washington-22	9,476
60	2/27	BOSTON	W	121-100	30-3	10-17	40-20	Thompson-31	Covens-24	17,888
61	3/1	@Detroit	W	110-94	30-3	11-17	41-20	Thompson-37	Simmons-16	11,182
62	3/2	@Washington	L	113-115*	30-3	11-18	41-21	Thompson-36	Hayes-44	15,186
63	3/6	@Boston	L	110-112*	30-3	11-19	41-22	Thompson-24	White-27	15,040
64	3/8	@N.Y. Knicks	W	114-108	30-3	12-19	42-22	Thompson-30	McAdoo-31	19,006
65	3/9	@Philadelphia	L	125-129**	30-3	12-20	42-23	Thompson-40	Erving-38	18,021
66	3/11	@Atlanta	L	95-100	30-3	12-21	42-24	Thompson-26	Hill-26	11,086
67	3/13	@Buffalo	L	95-102	30-3	12-22	42-25	Issel-27	Dantley-33	8,952
68	3/15	LOS ANGELES	W	110-95	31-3	12-22	42-26	Thompson-26	Abdul-Jabbar-21	18,127
69	3/16	@Indiana	L	98-109	31-3	12-23	42-26	Issel/Thompson-24	Williamson-29	10,913
70	3/17	N.Y. KNICKS	L	107-115	31-4	12-23	43-27	Thompson-30	McAdoo-34	17,502
71	3/20	DETROIT	W	133-104	32-4	12-23	44-27	Thompson-29	Car-29	17,563
72	3/23	SAN ANTONIO	L	120-122	32-5	12-23	44-28	Thompson-44	Gervin-38	18,044
73	3/25	@Milwaukee	L	108-112	32-5	12-24	44-29	Issel-32	Carter-24	10,898
74	3/27	GOLDEN STATE	W	115-109	33-5	12-24	45-29	Thompson-24	Berry-26	17,384
75	3/29	INDIANA	W	119-105	34-5	12-24	46-29	Thompson-22	Knight-23	16,724
76	3/31	BUFFALO	W	110-95	35-5	12-24	47-29	Thompson-33	Dantley-33	16,596
77	4/1	@Chicago	L	97-107	35-5	12-25	47-30	Thompson-22	Gilmore-21	20,231
78	4/3	@Phoenix	W	124-109	35-5	13-25	48-30	Thompson-35	Free-28	7,501
79	4/6	ATLANTA	W	110-95	36-5	13-25	49-30	Thompson-28	Drew-28	17,571
80	4/7	@Cleveland	L	108-94	36-5	13-26	49-31	Thompson-23	Smith-23	18,677
81	4/9	@Houston	W	118-110	36-5	14-26	50-31	Thompson-30	Murphy-33	14,182
82	4/10	@New Orleans	L	125-139	36-5	14-27	50-32	Thompson-40	Maravich-45	9,288

*Denotes number of overtime periods.





1977-78 SEASON

SEASON BY SEASON

1977-78 ROSTER

NO.	PLAYER	POS	HT	WT	COLLEGE/YR	EXP
40	Byron Beck	F	6-9	225	Denver '67	10
20	Mack Calvin	G	6-1	175	USC '69	8
30	Jacky Dorsey	F	6-7	230	Georgia '78	R
31	Bo Ellis	F	6-9	200	Marquette '77	R
44	Dan Issel	C	6-9	240	Kentucky '70	7
24	Bobby Jones	F	6-9	212	North Carolina '74	3
45	Tom LaGarde	C/F	6-10	220	North Carolina '77	R
15	Jim Price	G	6-3	195	Louisville '72	5
21	Anthony Roberts	F	6-5	185	Oral Roberts '77	R
5	Robert Smith	G	5-11	165	UNLV '77	R
14	Brian Taylor	G	6-3	185	Princeton '73	5
33	David Thompson	G/F	6-4	195	No. Carolina St. '75	2
32	Bobby Wilkerson	F/G	6-7	200	Indiana '76	1

Head Coach: Larry Brown (North Carolina '63)

Assistant Coaches: Donnie Walsh (North Carolina '62), George Irvine (Washington '70)

Trainer:..... Bob "Chopper" Travaglini

NUGGETS 1977-78 TEAM HIGHS & LOWS

	HIGH	LOW
Points	141 vs. New York, 1/22	87 @ Cleveland, 2/16
Field Goals Made	55 @ Detroit, 4/9	29 @ Portland, 4/7
Field Goals Attempted	108 vs. Washington, 12/16	67 vs. Atlanta, 2/8
Field Goal Percentage	(.611/.55-90) @ Detroit, 4/9	(.348/.31-89) @ Boston, 3/19
Free Throws Made	47 vs. New York, 1/22	10 @ San Antonio, 3/23
Free Throws Attempted	59 vs. New York, 1/22	15 @ San Antonio, 3/23
Free Throw Percentage	(.954/.21-22) @ Washington, 11/22	(.619/.13-21) @ Washington, 1/3
Total Rebounds	65 vs. Golden State, 12/28	33 vs. Philadelphia, 1/29
Offensive Rebounds	29 @ Indiana, 10/25	*6 vs. Atlanta, 11/23
Defensive Rebounds	45 vs. Golden State, 12/28	21 vs. Philadelphia, 1/29
Assists	39 vs. Buffalo, 1/25	11 @ Portland, 4/7
Steals	20 vs. New Jersey, 12/2	3 @ Boston, 3/19
Turnovers	*30 @ Milwaukee, 1/19	7 @ New Orleans, 11/24
Blocked Shots	11 vs. Kansas City, 3/4	*2 @ Boston, 3/19
Fouls	35 vs. Washington 12/16	9 vs. Houston, 1/27

OPPONENTS 1977-78 TEAM HIGHS & LOWS

	HIGH	LOW
Points	143 by New York, 1/22	89 by Cleveland, 1/17
Field Goals Made	58 by New York, 1/22	32 @ Philadelphia, 2/1
Field Goals Attempted	115 at Seattle, 2/10	76 @ Atlanta, 12/30
Field Goal Percentage	(.592/.58-98) by New York, 1/22	(.348/.39-112) by New Jersey, 12/2
Free Throws Made	40 @ Philadelphia, 2/1	2 by Houston, 1/27
Free Throws Attempted	52 @ Philadelphia, 2/1	4 by Houston, 1/27
Free Throw Percentage	(.944/.16-17) @ Cleveland, 2/16	*(.500/.11-22) @ Phoenix, 4/6
Total Rebounds	69 @ Seattle, 12/20	29 @ Houston, 1/12
Offensive Rebounds	31 by New Jersey, 12/2	4 by Phoenix, 3/7
Defensive Rebounds	42 @ Seattle, 12/20	18 @ Houston, 1/12
Assists	42 @ Chicago, 1/24	17 by Detroit, 11/15
Steals	18 by Atlanta, 12/7	4 by Chicago, 1/8
Turnovers	31 by New York, 1/22	7 @ Houston, 1/12
Blocked Shots	16 @ Detroit, 10/22	1 @ Portland, 4/7
Fouls	42 by New York, 1/22	*20 @ Phoenix, 4/6

* Indicates repeated mark, and is the last time it happened.



1977-78 GAME-BY-GAME RESULTS (48-34)

NO.	DATE	OPP.	W-L	SCORE	HM.	RD.	TOT.	DEN. HIGH SCORER	OPP. HIGH SCORER	ATTEND.
1	10/19	MILWAUKEE	W	133-115	1-0	0-0	1-0	Thompson-36	Johnson-22	14,792
2	10/21	LOS ANGELES	W	106-101	2-0	0-0	2-0	Issel-27	Hudson-17	15,672
3	10/22	@Detroit	L	106-126	2-0	0-1	2-1	Taylor-20	Roney-26	7,429
4	10/25	@Indiana	L	104-129	2-0	0-2	2-2	Thompson-24	Dantley-32	11,624
5	10/26	PORTLAND	W	111-108	3-0	0-2	3-2	Thompson-24	Gross-22	15,842
6	10/29	BUFFALO	W	127-111	4-0	0-2	4-2	Thompson-28	Smith-29	15,724
7	11/1	@Cleveland	L	93-110	4-0	0-3	4-3	Thompson-25	Chones-21	9,387
8	11/2	@Buffalo	L	100-104	4-0	0-4	4-4	Roberts-20	Smith-32	5,404
9	11/4	@Boston	W	109-104	4-0	1-4	5-4	Thompson-30	Scott-29	13,819
10	11/5	@Philadelphia	L	101-132	4-0	1-5	5-5	Thompson-20	Erving/Bibby-21	17,292
11	11/8	@Milwaukee	W	111-101	4-0	2-5	6-5	Thompson-20	Johnson-26	10,004
12	11/9	NEW ORLEANS	W	115-112	5-0	2-5	7-5	Thompson-31	Robinson-24	15,662
13	11/12	KANSAS CITY	W	119-114	6-0	2-5	8-5	Issel-22	Wedman-24	15,497
14	11/15	DETROIT	W	123-113	7-0	2-5	9-5	Thompson-33	Money-22	14,162
15	11/18	SAN ANTONIO	W	105-94	8-0	2-5	10-5	Thompson-26	Gervin-22	15,847
16	11/20	@New Jersey	W	125-118	8-0	3-5	11-5	Thompson-33	King-32	6,802
17	11/22	@Washington	W	119-114	8-0	4-5	12-5	Issel-26	Dandridge-29	8,363
18	11/23	@Atlanta	L	104-105	8-0	4-6	12-6	Thompson-33	Cris-22	7,898
19	11/24	@New Orleans	L	129-131	8-0	4-7	12-7	Issel-29	Maravich-31	14,438
20	11/26	INDIANA	W	136-123	9-0	4-7	13-7	Thompson-42	Dantley-21	17,297
21	11/27	@Phoenix	L	97-115	9-0	4-8	13-8	Thompson-24	Westphal-48	10,658
22	11/29	SEATTLE	W	115-99	10-0	4-8	14-8	Jones-18	Walker-18	13,122
23	12/2	NEW JERSEY	W	126-92	11-0	4-8	15-8	Thompson-24	Hillman-19	14,322
24	12/4	@Los Angeles	W	111-109	11-0	5-8	16-8	Thompson-27	Abdul-Jabbar-21	15,479
25	12/7	ATLANTA	W	123-116	12-0	5-9	17-9	Issel-34	Drew-20	14,327
26	12/10	MILWAUKEE	W	118-111	13-0	5-8	18-8	Jones-25	Winters-22	15,426
27	12/13	@Chicago	L	96-99	13-0	5-9	18-9	Thompson-24	Gilmore-20	15,211
28	12/14	@Kansas City	L	98-124	13-0	5-10	18-10	Thompson-19	Wedman-24	6,410
29	12/16	WASHINGTON	L	112-117*	13-1	5-10	18-11	Thompson-31	Hayes-33	15,922
30	12/20	@Seattle	L	88-93	13-1	5-11	18-12	Issel-22	Johnson-18	11,825
31	12/23	@Golden State	L	93-98	13-1	5-12	18-13	Wilkinson-24	Parish-23	11,312
32	12/26	PHOENIX	W	127-108	14-1	5-12	19-13	Issel/Thompson-24	Davis-23	17,297
33	12/28	GOLDEN STATE	W	130-108	15-1	5-12	20-13	Thompson-29	Barry-21	17,404
34	12/30	@Atlanta	W	106-104	15-1	6-12	21-13	Issel-32	Drew-25	11,290
35	1/3	@Washington	W	101-100	15-1	7-12	22-13	Thompson-26	Chenier-23	9,457
36	1/4	@San Antonio	W	119-114	15-1	8-12	23-13	Taylor-23	Gervin-36	9,606
37	1/8	CHICAGO	W	109-104	16-1	8-12	24-13	Thompson-23	May-22	16,422
38	1/10	NEW ORLEANS	W	115-110*	17-1	8-12	25-13	Issel-28	Maravich-29	16,649
39	1/12	@Houston	W	109-106	17-1	9-12	26-13	Thompson-41	Murphy-28	8,326
40	1/14	LOS ANGELES	W	123-112	18-1	9-12	27-13	Issel-30	Abdul-Jabbar-26	17,582
41	1/17	CLEVELAND	W	104-89	18-1	9-12	28-13	Thompson-25	Russell-19	15,327
42	1/19	@Milwaukee	L	103-114	19-1	9-13	28-14	Thompson-34	Johnson-27	11,538
43	1/22	NEW YORK	L	141-143*	19-2	9-13	28-15	Thompson-37	McAdoo-39	16,003
44	1/24	@Chicago	L	114-131	19-2	9-14	28-16	Thompson-26	Holland-26	15,583
45	1/25	BUFFALO	W	121-119*	20-2	9-14	29-16	Jones-27	Knight-40	14,629
46	1/27	HOUSTON	W	105-100	21-2	9-14	30-16	Issel-26	Murphy-22	14,602
47	1/29	PHILADELPHIA	L	117-118	21-3	9-14	30-17	Thompson-39	Collins-30	17,598
48	1/31	@New York	W	119-115	21-3	10-14	31-17	Thompson-41	McAdoo-33	16,889
49	2/1	@Philadelphia	L	101-104	21-3	10-15	31-18	Price-22	Collins-16	18,276
50	2/3	DETROIT	W	115-102	22-3	10-15	32-18	Thompson-30	Carr-24	16,009
51	2/8	ATLANTA	W	114-109	23-3	10-15	33-18	Issel-28	Drew-30	15,229
52	2/9	@Golden State	L	108-119	23-3	10-16	33-19	Issel-22	Barry-32	12,376
53	2/10	@Seattle	L	123-126*	23-3	10-17	33-20	Thompson-26	Webster-26	13,795
54	2/12	@Portland	W	103-101	23-3	11-17	34-20	Thompson-22	Walton-24	12,666
55	2/14	WASHINGTON	W	103-98	24-3	11-17	35-20	Thompson-26	Greevey-24	15,636
56	2/16	@Cleveland	L	87-119	24-3	11-18	35-21	Roberts-19	Chones/Smith-18	9,578
57	2/17	PORTLAND	W	112-105	25-3	11-18	36-21	Thompson-30	Lucas-31	17,748
58	2/19	BOSTON	W	118-115	26-3	11-18	37-21	Thompson-29	Havlicek-23	17,404
59	2/22	INDIANA	L	96-99	26-4	11-18	37-22	Issel-40	Belaghen-19	14,372
60	2/24	@Los Angeles	L	99-109	26-4	11-19	37-23	Thompson-28	Hudson-27	14,969
61	2/25	PHILADELPHIA	W	124-115	27-4	11-19	38-23	Roberts/Thompson-25	Erving-33	17,948
62	2/28	@Indiana	W	122-106	27-4	12-19	39-23	Thompson-27	Edwards-23	13,145
63	3/1	CLEVELAND	L	104-110	27-5	12-19	39-24	Thompson-33	Russell-23	14,747
64	3/4	KANSAS CITY	W	123-114	28-5	12-19	40-24	Thompson-31	Wedman-26	16,642
65	3/7	PHOENIX	L	112-126	28-6	12-19	40-25	Issel-30	Boone-30	17,428
66	3/10	@Kansas City	W	120-126	28-6	12-20	40-26	Thompson-30	Johnson-29	8,089
67	3/12	CHICAGO	W	96-95	28-6	12-20	41-26	Thompson-32	Johnson-27	17,653
68	3/15	GOLDEN STATE	W	122-111	30-6	12-20	42-26	Issel-39	Barry-27	15,582
69	3/17	@New Jersey	L	109-111*	30-6	12-21	42-27	Thompson-40	Williamson-42	6,283
70	3/19	@Boston	L	95-122	30-6	12-22	42-28	Issel-23	Havlicek-27	13,172
71	3/21	NEW YORK	L	114-115	30-7	12-22	42-29	Thompson-29	McAdoo-35	17,297
72	3/23	@San Antonio	L	106-123	30-7	12-23	42-30	Thompson-29	Gervin-27	9,334
73	3/26	@New Orleans	W	109-100	30-7	13-23	43-30	Thompson-42	Robinson-26	19,455
74	3/28	@New York	L	103-106	30-7	13-24	43-31	Issel-25	Shelton-31	17,397
75	3/29	BOSTON	W	109-106	31-7	13-24	44-31	Thompson-35	Havlicek-22	17,827
76	3/31	SEATTLE	L	108-111	31-8	13-24	44-32	Issel-31	Johnson-24	17,270
77	4/2	HOUSTON	W	109-100	32-8	13-24	45-32	Issel-22	Murphy-32	15,253
78	4/3	@Buffalo	W	104-95	32-8	14-24	46-32	Issel-27	Smith-39	3,560
79	4/5	NEW JERSEY	W	129-121	33-8	14-24	47-32	Issel-32	King-38	16,422
80	4/6	@Phoenix	W	111-105	33-8	15-24	48-32	Thompson-28	Davis-29	12,660
81	4/7	@Portland	L	93-97	33-8	15-25	48-33	Thompson-26	Lucas-31	12,666
82	4/9	@Detroit	L	137-139	33-8	15-26	48-34	Thompson-73	Carr-29	3,482

* Denotes number of overtime periods.





1978-79 SEASON

1978-79 ROSTER

NO.	PLAYER	POS	HT	WT	COLLEGE/YR	EXP
41	Tom Boswell	F	6-9	225	South Carolina '75	3
20	Mack Calvin	G	6-1	175	USC '69	9
31	Bo Ellis	F	6-8	200	Marquette '77	1
35	Kim Hughes	C	6-11	220	Wisconsin '74	3
44	Dan Issel	C	6-9	240	Kentucky '70	8
30	George McGinnis	F	6-8	235	Indiana '73	7
21	Anthony Roberts	F	6-5	185	Oral Roberts '77	1
11	Charles Scott	G	6-6	175	North Carolina '70	8
5	Robert Smith	G	5-11	165	UNLV '77	1
33	David Thompson	G	6-4	195	No. Carolina St. '75	3
32	Bobby Wilkerson	G	6-7	200	Indiana '76	2

Head Coach: Larry Brown (North Carolina '63)

Assistant Coaches: Donnie Walsh (North Carolina '62), George Irvine (Washington '70)

Trainer: Bob "Chopper" Travaglini

NUGGETS 1978-79 TEAM HIGHS & LOWS

	HIGH	LOW
Points	150 @ Phoenix, 11/10	76 @ Portland, 1/30
Field Goals Made	60 @ Phoenix, 11/10	*30 @ Portland, 1/30
Field Goals Attempted	108 vs. San Diego 2/16	36 vs. New Jersey, 12/6
Field Goal Percentage	(.667/46-69) @ New Jersey, 10/20*	(.374/40-107) @ Houston, 2/28
Free Throws Made	*39 vs. Atlanta, 11/22	*12 vs. Washington, 3/11
Free Throws Attempted	55 @ Atlanta, 10/21	16 vs. Chicago, 1/28
Free Throw Percentage	(.905/19-21) vs. Boston 1/6	(.444/12-27) vs. Washington, 3/11
Total Rebounds	62 @ Indiana, 10/27	32 @ Milwaukee, 11/28
Offensive Rebounds	30 vs. San Diego, 2/16	5 @ New Jersey, 10/20
Defensive Rebounds	43 vs. Washington, 1/9	20 @ Milwaukee, 2/11
Assists	41 vs. Boston, 1/6	13 @ Washington, 4/1
Steals	16 vs. New Orleans, 12/20	0 @ Atlanta, 10/21
Turnovers	33 @ New Jersey, 10/20	10 vs. New Orleans, 12/20
Blocked Shots	11 vs. Washington, 1/9	0 @ LA Lakers, 3/4
Fouls	*35 @ Seattle, 11/24	14 vs. San Antonio, 12/12

OPPONENTS 1978-79 TEAM HIGHS & LOWS

	HIGH	LOW
Points	134 @ LA Lakers, 10/31	82 @ Portland, 1/30
Field Goals Made	60 @ LA Lakers, 10/31	33 @ New Orleans, 1/16
Field Goals Attempted	110 by San Diego, 3/30	77 by Kansas City, 1/3
Field Goal Percentage	(.600/60-100) @ LA Lakers, 10/31	(.358/38-106) by Cleveland, 11/3
Free Throws Made	44 @ Atlanta, 10/21	*8 by Golden State, 3/20
Free Throws Attempted	52 @ Chicago, 12/29	*12 @ Portland, 1/30
Free Throw Percentage	(.929/13-14) @ Boston, 4/6	(.400/8-20) by Phoenix, 12/26
Total Rebounds	58 @ Chicago, 2/13	26 by Phoenix, 10/25
Offensive Rebounds	29 @ Detroit, 3/28	5 @ Indiana, 1/19
Defensive Rebounds	43 by New Orleans, 11/30	19 @ Phoenix, 11/10
Assists	39 @ Houston, 2/28	11 @ San Diego, 10/15
Steals	*16 @ Boston, 4/6	2 by New Orleans, 12/20
Turnovers	*30 by Kansas City, 1/3	9 by Indiana, 1/14
Blocked Shots	14 @ New Orleans, 11/30	*0 @ Boston, 4/6
Fouls	*41 by Atlanta, 11/22	17 by LA Lakers, 1/26

* Indicates repeated mark, and is the last time it happened.



1978-79 GAME-BY-GAME RESULTS (47-35)

NO.	DATE	OPP.	W-L	SCORE	HM.	RD.	TOT.	DEN. HIGH SCORER	OPP. HIGH SCORER	ATTEND.
1	10/13	SAN ANTONIO	W	118-117	1-0	0-0	1-0	McGinnis-29	Kenon-38	14,009
2	10/15	@San Diego	W	98-94	1-0	1-0	2-0	Thompson-26	Smith-28	8,362
3	10/18	PORTLAND	W	125-113	2-0	1-0	3-0	McGinnis-26	Owens-32	12,918
4	10/20	@New Jersey	W	126-117	2-0	2-0	4-0	Thompson-34	Money-26	4,212
5	10/21	@Atlanta	L	125-130	2-0	2-1	4-1	Thompson-33	Drew-22	9,367
6	10/25	PHOENIX	W	108-104	3-0	2-1	5-1	McGinnis-33	Westphal-29	14,448
7	10/27	@Indiana	L	99-112	3-0	2-2	5-2	McGinnis-20	Davis-21	12,469
8	10/29	HOUSTON	W	134-121	4-0	2-2	6-2	McGinnis/Thompson-26	Berry-24	14,485
9	10/31	@Los Angeles	L	107-134	4-0	2-3	6-3	McGinnis-25	Dantley-22	9,715
10	11/3	CLEVELAND	W	110-93	5-0	2-3	7-3	Thompson-29	Russell-21	15,211
11	11/4	@Kansas City	L	107-109	5-0	2-4	7-4	McGinnis-22	Wedman-24	10,830
12	11/9	NEW YORK	W	116-109	6-0	2-4	8-4	McGinnis-25	Williams-24	15,622
13	11/10	@Phoenix	W	150-132	6-0	3-4	9-4	McGinnis-32	Westphal-27	10,277
14	11/11	KANSAS CITY	L	113-117	6-1	3-4	9-5	Issel/Boswell-20	Wedman-35	14,407
15	11/14	@New York	L	110-108	6-1	3-5	9-6	Thompson-29	Haywood-26	16,728
16	11/15	@Philadelphia	L	103-109*	6-1	3-6	9-7	McGinnis-29	Erving-33	18,276
17	11/17	@Boston	L	118-120	6-1	3-7	9-8	Thompson-33	Knight-24	14,636
18	11/18	@Washington	L	114-119	6-1	3-8	9-9	Thompson-35	Dandridge-19	13,505
19	11/22	ATLANTA	L	111-113	6-2	3-8	9-10	Thompson-35	Hill-20	15,722
20	11/24	@Seattle	W	103-100	6-2	4-8	10-12	McGinnis-22	Sikma-23	25,127
21	11/25	SEATTLE	L	104-110	6-3	4-8	10-11	McGinnis-26	Williams-24	17,109
22	11/28	@Milwaukee	L	100-117	6-3	4-9	10-12	McGinnis-26	Winters-27	10,812
23	11/30	@New Orleans	L	105-111	6-3	4-10	10-13	Scott/Thompson-22	Maravich-28	8,322
24	12/1	DETROIT	W	125-120	7-3	4-10	11-13	McGinnis-30	Long-28	13,752
25	12/2	@San Antonio	W	104-93	7-3	5-10	12-13	Issel-22	Kenon-24	10,656
26	12/6	NEW JERSEY	W	92-93	8-3	5-10	13-13	McGinnis-27	King-24	12,289
27	12/9	MILWAUKEE	W	113-103	9-3	5-10	14-13	Issel-28	Johnson-31	14,022
28	12/12	SAN ANTONIO	W	107-103	10-3	5-10	15-13	McGinnis-38	Gervin-34	13,448
29	12/15	PORTLAND	L	113-116	10-4	5-10	15-14	Thompson-36	Lucas-32	14,429
30	12/17	@Portland	L	110-123	10-4	5-11	15-15	Thompson-22	Owens-35	12,666
31	12/20	NEW ORLEANS	W	121-112	11-4	5-11	16-15	McGinnis-39	Maravich-25	16,385
32	12/22	@Golden State	W	107-103	11-4	6-11	17-15	McGinnis-29	Smith-23	11,377
33	12/26	PHOENIX	L	102-108	11-5	6-11	17-16	McGinnis-27	Davis-31	16,225
34	12/28	CHICAGO	L	107-111	11-6	6-11	17-15	Thompson-35	Gilmore-31	14,134
35	12/29	@Chicago	L	117-123	11-6	6-12	17-18	McGinnis-27	Johnson-33	16,587
36	12/30	@Atlanta	L	87-113	11-6	6-13	17-19	Thompson-21	Drew-50	7,747
37	1/2	@Kansas City	W	99-97	11-6	7-13	18-19	McGinnis-28	Birdsong-22	11,445
38	1/3	KANSAS CITY	L	101-108	11-7	7-13	18-20	Thompson-26	Ford-26	14,336
39	1/5	@Seattle	W	95-92	11-7	8-13	19-20	McGinnis/Thompson-22	Sikma-23	22,347
40	1/6	BOSTON	W	127-98	12-7	8-13	20-20	Issel-23	Knight-20	15,109
41	1/9	WASHINGTON	W	121-90	13-7	8-13	21-20	Thompson-22	Hayes-18	13,972
42	1/12	NEW YORK	W	126-119	14-7	8-13	22-20	McGinnis-41	McAdoo-37	14,134
43	1/14	INDIANA	W	111-109	15-7	8-13	23-20	McGinnis-21	Davis-20	14,089
44	1/16	@New Orleans	W	104-100	15-7	9-13	24-20	Thompson-24	Haywood-25	6,817
45	1/17	@San Antonio	L	101-119	15-7	9-14	24-21	Wilkinson-20	Gervin-30	15,216
46	1/19	@Indiana	W	101-98	15-7	10-14	25-21	Thompson-26	Bantom-22	9,209
47	1/20	GOLDEN STATE	W	109-106	16-7	10-14	26-21	McGinnis-27	Smith-22	15,187
48	1/22	DETROIT	L	117-121	16-8	10-14	26-22	McGinnis-33	Lanier-30	10,156
49	1/23	@Cleveland	L	107-108	16-8	10-15	26-23	Thompson-29	Russell-34	7,613
50	1/24	@Houston	L	116-117	16-8	10-16	26-24	McGinnis-34	Murphy-26	12,178
51	1/26	LOS ANGELES	W	119-107	17-9	10-16	27-24	Thompson-32	Dantley-27	16,422
52	1/28	CHICAGO	W	98-97	18-8	10-16	28-24	Thompson-27	Landsberger-21	14,165
53	1/30	@Portland	L	76-82	18-8	10-17	28-25	Thompson-24	Hollins-21	12,666
54	2/2	@San Diego	L	100-124	18-8	10-18	28-26	Thompson-23	Free-49	12,036
55	2/7	CLEVELAND	W	120-105	19-8	10-18	29-26	Issel-25	Russell-21	13,972
56	2/9	@Golden State	W	106-104	19-8	11-18	30-26	McGinnis-31	Smith-24	13,127
57	2/11	@Milwaukee	L	87-126	19-8	11-19	30-27	Boswell-16	Bridgeman-20	10,938
58	2/13	@Chicago	W	104-94	19-8	12-19	31-27	Thompson-28	Gilmore-23	7,463
59	2/14	@Detroit	L	107-111	19-8	12-20	31-28	McGinnis-33	Long-27	6,882
60	2/16	SAN DIEGO	L	104-118	19-9	12-20	31-29	Boswell-21	Smith-25	15,119
61	2/18	NEW ORLEANS	W	115-112	20-9	12-20	32-29	Thompson-31	Maravich-29	15,023
62	2/21	INDIANA	W	114-109	21-9	12-20	33-29	Thompson-30	Sober-26	13,032
63	2/24	MILWAUKEE	W	132-117	22-9	12-20	34-29	McGinnis/Thompson-29	Johnson-25	15,322
64	2/25	PHILADELPHIA	L	111-119	22-10	12-20	34-30	Thompson-31	Cheeks-21	17,643
65	2/27	SEATTLE	W	121-106	23-10	12-20	35-30	Thompson-28	Johnson-20	14,182
66	2/28	@Houston	L	97-122	23-10	12-21	35-31	McGinnis-23	Dunleavy-21	11,228
67	3/2	@Phoenix	W	119-105	23-10	12-21	36-31	Thompson-31	Westphal-28	11,535
68	3/4	@Los Angeles	W	113-99	23-10	14-21	37-31	McGinnis-24	Dantley/Abdul-Jabbar-20	14,710
69	3/6	HOUSTON	L	118-119	23-11	14-21	37-32	Thompson-33	Murphy-30	14,581
70	3/11	WASHINGTON	L	98-119	23-12	14-21	37-33	Wilkinson-22	Grevey-28	15,326
71	3/14	NEW JERSEY	W	120-100	24-12	14-21	38-33	Issel-24	King-19	13,333
72	3/17	ATLANTA	W	118-111	25-12	14-21	39-33	Issel-27	McMillen-18	15,581
73	3/20	GOLDEN STATE	W	113-102	26-12	14-21	40-33	Thompson-27	Short-20	14,222
74	3/23	BOSTON	W	137-113	27-12	14-21	41-33	Thompson-31	McAdoo-27	14,922
75	3/25	LOS ANGELES	W	123-113	28-12	14-21	42-33	Scott-28	Nixon-29	16,821
76	3/28	@Detroit	W	112-110	28-12	15-21	43-33	Issel-28	Lanier/Flyer-25	9,083
77	3/30	SAN DIEGO	W	130-121	29-12	15-21	44-33	Thompson-31	Free-42	17,807
78	4/1	@Washington	L	89-105	29-12	15-22	44-34	Thompson-34	Hayes-30	17,554
79	4/3	@New Jersey	W	110-97	29-12	16-22	45-34	Issel-25	Boynes-19	4,106
80	4/5	@New York	W	114-107	29-12	17-22	46-34	Issel-28	Knight-18	10,600
81	4/6	@Boston	W	107-101	29-12	18-22	47-34	Thompson-33	Robey-22	7,831
82	4/8	@Philadelphia	L	111-112	29-12	18-23	47-35	Thompson-44	Erving-35	12,587

* Denotes number of overtime periods.





1979-80 SEASON

SEASON BY SEASON

1979-80 ROSTER

NO.	PLAYER	POS	HT	WT	COLLEGE/YR	EXP
2	Alex English	F	6-7	190	South Carolina '76	3
20	George Johnson	F	6-7	218	St. John's '76	3
22	Odell Ball	F	6-9	220	Marquette '79	R
41	Tom Boswell	F	6-9	225	South Carolina '75	4
31	Bo Ellis	F	6-8	200	Marquette '77	2
24	Gary Garland	G	6-4	180	DePaul '79	R
55	Rod Griffin	F	6-6	225	Wake Forest '78	R
35	Kim Hughes	C	6-11	220	Wisconsin '74	4
44	Dan Issel	C	6-9	240	Kentucky '70	9
30	George McGinnis	F	6-8	235	Indiana '73	8
21	Anthony Roberts	F	6-5	185	Oral Roberts '77	2
10	John Roche	G	6-3	170	South Carolina '71	5
11	Charles Scott	G	6-6	175	North Carolina '70	9
5	Robert Smith	G	5-11	165	UNLV '77	2
33	David Thompson	G	6-4	195	No. Carolina St. '75	4
32	Bobby Wilkerson	G	6-7	200	Indiana '76	3

Head Coach: Donnie Walsh (North Carolina '62)

Assistant Coach: George Irvine (Washington '70)

Trainer: Bob "Chopper" Travaglini

NUGGETS 1979-80 TEAM HIGHS & LOWS

	HIGH	LOW
Points	126 vs. Detroit, 1/2	*84 @ Seattle, 2/14
Field Goals Made	56 @ Chicago, 3/21	30 @ Seattle, 10/31
Field Goals Attempted	123 @ Chicago, 3/21	*75 @ Kansas City, 1/11
Field Goal Percentage	(.580/51-88) vs. LA Lakers, 12/22	(.330/33-100) vs. Milwaukee, 10/13
Three-Pointers Made	5 @ LA Lakers, 11/9	*0 @ Utah, 3/25
Three-Pointers Attempted	9 @ LA Lakers, 11/9	*0 vs. Philadelphia, 1/23
Three-Point Percentage	*(.677/4-6) vs. Philadelphia, 2/29	(.000/0-3) @ Utah, 3/25
Free Throws Made	40 vs. New Jersey, 1/31	6 @ Indiana, 1/16
Free Throws Attempted	52 vs. New Jersey, 1/31	11 @ Indiana, 1/16
Free Throw Percentage	(.905/17-19) @ Philadelphia, 2/29	(.533/16-30) @ Washington, 11/27
Total Rebounds	65 vs. Milwaukee, 10/13	30 @ Chicago, 1/19
Offensive Rebounds	22 vs. Milwaukee, 10/13	6 @ Houston, 1/9
Defensive Rebounds	46 @ Chicago, 11/20	19 @ Chicago, 1/19
Assists	36 vs. Detroit, 1/2	13 @ Kansas City, 1/6
Steals	18 vs. San Diego, 11/21	1 vs. Utah, 12/8
Turnovers	32 vs. San Antonio, 12/11	7 vs. San Diego, 2/9
Blocked Shots	14 vs. Golden State, 3/11	0 @ Golden State, 2/22
Fouls	35 @ Chicago, 3/21	13 vs. Utah, 12/8

OPPONENTS 1979-80 TEAM HIGHS & LOWS

	HIGH	LOW
Points	143 @ Milwaukee, 3/27	84 by San Diego, 11/21
Field Goals Made	59 @ Milwaukee, 3/27	33 by San Diego, 11/21
Field Goals Attempted	122 by New York, 10/30	*77 @ Atlanta, 3/2
Field Goal Percentage	(.623/48-77) by Kansas City, 1/29	*(.379/36-95) by Golden State, 3/11
Three-Pointers Made	6 @ Boston, 11/28	*0 by Chicago, 3/26
Three-Pointers Attempted	2 @ Boston, 11/28	*0 by Chicago, 3/26
Three-Point Percentage	*(.625/5-8) by San Diego, 11/21	*(.000/0-0) by Chicago, 3/26
Free Throws Made	*38 @ Seattle, 12/16	9 by Utah, 3/18
Free Throws Attempted	50 @ New Jersey, 11/30	9 by Utah, 3/18
Free Throw Percentage	(1.000/9-9) by Utah, 3/18	(.433/13-30) by San Diego, 11/21
Total Rebounds	59 by Portland, 10/24	25 @ Milwaukee, 1/18
Offensive Rebounds	27 by New York, 10/30	*5 @ Milwaukee, 1/18
Defensive Rebounds	*42 @ Chicago, 3/21	20 @ Milwaukee, 1/18
Assists	41 by Chicago, 2/6	15 @ Chicago, 11/20
Steals	19 @ New Jersey, 11/30	2 @ Cleveland, 12/29
Turnovers	28 by Detroit, 1/2	10 @ San Diego, 10/23
Blocked Shots	17 @ LA Lakers, 11/9	*1 @ Kansas City, 1/11
Fouls	37 by New Jersey, 1/31	*16 @ Philadelphia, 2/29

* Indicates repeated mark, and is the last time it happened.



1979-80 GAME-BY-GAME RESULTS (30-52)

NO.	DATE	OPP.	W-L	SCORE	HM.	RD.	TOT.	DEN. HIGH SCORER	OPP. HIGH SCORER	ATTEND.
1	10/13	MILWAUKEE	L	96-125	0-1	0-0	0-1	McGinnis-18	Meyers-26	12,554
2	10/14	@Portland	L	93-109	0-1	0-1	0-2	Scott-19	Owens-27	12,666
3	10/16	GOLDEN STATE	L	106-108	0-2	0-1	0-3	McGinnis-24	Lucas-23	11,812
4	10/17	@Milwaukee	L	97-125	0-2	0-2	0-4	Issel/Thompson-25	Johnson-27	10,205
5	10/19	KANSAS CITY	L	84-107	0-3	0-2	0-5	Issel-22	Birdsong-23	13,036
6	10/23	@San Diego	L	127-132	0-3	0-3	0-6	Thompson-36	Free-32	6,660
7	10/24	PORTLAND	L	87-96	0-4	0-3	0-7	Thompson-19	Brewer-20	11,664
8	10/27	UTAH	W	116-96	1-4	0-3	1-7	Thompson-25	Dantley-25	11,323
9	10/30	NEW YORK	W	121-112	2-4	0-3	2-7	Issel-32	Cartwright-32	11,033
10	10/31	@Seattle	L	89-97	2-4	0-4	2-8	Thompson-19	Sikma-18	13,216
11	11/2	CHICAGO	W	113-99	3-4	0-4	3-8	Issel-24	Greenwood-26	13,822
12	11/3	@Golden State	L	103-130	3-4	0-5	3-9	Boswell-24	Short-19	8,608
13	11/7	SEATTLE	W	113-92	4-4	0-5	4-9	Issel-23	Williams-24	11,942
14	11/8	@Utah	W	96-92	4-4	1-5	5-9	Issel-23	Maravich-21	6,967
15	11/9	@Los Angeles	L	122-126*	4-4	1-5	5-10	Roche-23	Johnson-31	13,466
16	11/11	@Phoenix	L	91-116	4-4	1-7	5-11	Issel-18	Robinson-26	11,118
17	11/13	CLEVELAND	W	116-110	5-4	1-7	6-11	Thompson-28	Smith-31	12,112
18	11/15	@Golden State	L	102-120	5-4	1-8	6-12	Thompson-29	Lucas-27	5,032
19	11/16	LOS ANGELES	L	128-135*	5-5	1-8	6-13	Issel-37	Abdul-Jabbar-28	15,131
20	11/18	KANSAS CITY	L	109-92	5-6	1-8	6-14	Roche-33	Ford-28	11,236
21	11/20	@Chicago	W	124-91	5-6	2-8	7-14	Thompson-21	Theus-22	6,495
22	11/21	SAN DIEGO	W	105-84	6-6	2-8	8-14	Thompson-29	Free-27	10,080
23	11/24	PHOENIX	L	101-115	6-7	2-8	8-15	Issel-26	Davis-40	13,664
24	11/27	@Washington	W	96-91	6-7	3-8	9-15	Scott-16	Landridge-29	11,123
25	11/28	@Boston	L	97-119	6-7	3-9	9-16	Issel-17	Bird-29	13,377
26	11/30	@New Jersey	L	118-127	6-7	3-10	9-17	Issel-29	Newlin-39	5,683
27	12/1	@New York	L	112-121	6-7	3-11	9-18	Issel-24	Knight-29	11,087
28	12/5	MILWAUKEE	W	123-107	7-7	3-11	10-18	Issel-36	Johnson-23	15,992
29	12/8	UTAH	L	103-119	7-8	3-11	10-19	Issel-30	Dantley-37	11,663
30	12/9	@Los Angeles	L	118-131	7-8	3-12	10-20	McGinnis-32	Abdul-Jabbar-31	14,087
31	12/11	SAN ANTONIO	W	127-121	8-8	3-12	11-20	McGinnis-35	Gervin-41	14,433
32	12/14	@San Diego	L	108-112	8-8	3-13	11-21	Issel/McGinnis-23	Free-37	6,684
33	12/15	@Portland	L	98-106	8-8	3-14	11-22	Thompson-33	Washington-23	12,666
34	12/16	@Seattle	L	121-123	8-8	3-15	11-23	Issel-24	Johnson-23	19,670
35	12/19	PORTLAND	W	114-106	9-8	3-15	12-23	Issel-26	Washington-26	14,929
36	12/22	LOS ANGELES	W	130-128	10-8	3-15	13-23	McGinnis-33	Wilkes-24	14,445
37	12/25	@Utah	L	111-122	10-8	3-16	13-24	Issel-37	Furlov-37	7,775
38	12/26	GOLDEN STATE	W	99-94	11-8	3-16	14-24	Issel-39	Smith-22	11,431
39	12/28	@Detroit	L	98-114	11-8	3-17	14-25	Wilkinson-28	Long-32	6,275
40	12/29	@Cleveland	L	106-124	11-8	3-18	14-26	Issel-30	Mitchell-28	10,095
41	1/2	DETROIT	W	135-116	12-8	3-18	15-26	Thompson-35	McAdoo-26	12,732
42	1/5	INDIANA	W	111-105	13-8	3-18	16-26	Thompson-38	Johnson-31	11,553
43	1/6	@Kansas City	L	101-120	13-8	3-19	16-27	Thompson-22	Wedman-24	8,262
44	1/8	@San Antonio	L	134-137	13-8	3-20	16-28	Issel-34	Gervin-53	9,437
45	1/9	@Houston	L	112-114	13-8	3-21	16-29	McGinnis-43	Murphy-31	8,225
46	1/11	@Kansas City	L	99-112	13-8	3-22	16-30	Issel-26	Wedman-27	10,826
47	1/12	SEATTLE	L	102-105	13-9	3-22	16-31	Issel-28	Williams-33	12,580
48	1/15	PHOENIX	L	99-107	13-10	3-22	16-32	Issel-31	Westphal-19	13,057
49	1/16	@Indiana	L	99-117	13-10	3-23	16-33	Issel-23	Edwards-21	8,703
50	1/18	@Milwaukee	W	120-111	13-10	4-23	17-33	Issel-29	Johnson-28	10,538
51	1/19	@Chicago	L	108-117	13-10	4-24	17-34	Issel-31	Theus-27	8,778
52	1/23	PHILADELPHIA	L	93-118	13-11	4-24	17-35	Issel-20	Erving/Mix-24	16,981
53	1/26	PORTLAND	W	100-96	14-11	4-24	18-35	Issel-27	Gross-17	11,087
54	1/29	KANSAS CITY	L	111-121	14-12	4-24	18-36	Issel-27	Birdsong-49	11,016
55	1/30	@Phoenix	L	114-122	14-12	4-25	18-37	Scott-30	Westphal-30	11,069
56	1/31	NEW JERSEY	W	127-126	15-12	4-25	19-37	Issel-47	Natt-32	10,094
57	2/6	CHICAGO	W	122-111	16-12	4-25	20-37	Issel-32	Theus-21	11,127
58	2/9	SAN DIEGO	W	123-104	17-12	4-25	21-37	Issel-38	Freeman-33	14,662
59	2/12	WASHINGTON	L	111-128	17-13	4-25	21-38	English/Issel-25	Gravely-32	11,338
60	2/14	@Seattle	L	84-93	17-13	4-26	21-39	Issel-30	Williams-22	19,152
61	2/15	ATLANTA	W	111-98	18-13	4-26	22-39	Issel-32	Roundfield-22	11,665
62	2/17	HOUSTON	W	112-99	19-13	4-26	23-39	Johnson-28	Malone-29	13,626
63	2/20	LOS ANGELES	L	103-116	19-14	4-26	23-40	Issel-31	Johnson-30	15,816
64	2/22	@Golden State	W	122-121*	19-14	5-26	24-40	Johnson-30	Parish-28	7,512
65	2/23	BOSTON	L	105-124	19-15	5-26	24-41	English-24	Maxwell-19	17,298
66	2/26	PHOENIX	W	121-112	20-15	5-26	25-41	Issel-31	Robinson-25	11,149
67	2/29	@Philadelphia	L	103-104	20-15	5-27	25-42	English-32	Collins-21	11,156
68	3/2	@Atlanta	L	93-100	20-15	5-28	25-43	Issel-32	Johnson-31	11,265
69	3/5	MILWAUKEE	W	112-109	21-15	5-28	26-43	Issel-28	Lanier-32	11,762
70	3/7	@Portland	L	104-113	21-15	5-29	26-44	English-28	Natt-29	12,666
71	3/8	SEATTLE	L	97-104	21-16	5-29	26-45	Issel-21	Williams-23	13,948
72	3/11	GOLDEN STATE	W	96-87	22-16	5-29	27-45	Issel-31	Parish-29	11,076
73	3/13	@San Diego	L	102-116	22-16	5-30	27-46	Wilkinson-18	Williams-26	6,798
74	3/14	@Los Angeles	L	126-132	22-16	5-31	27-47	Issel-29	Wilkes-27	16,664
75	3/16	SAN DIEGO	W	127-107	23-16	5-31	28-47	Issel-22	Free-29	12,497
76	3/18	UTAH	W	98-96	24-16	5-31	29-47	Issel-32	Boone-35	15,720
77	3/20	@Kansas City	L	105-121	24-16	5-32	29-48	English-40	Birdsong-32	10,750
78	3/21	@Chicago	W	134-128***	24-16	6-32	30-48	Issel-30	Greenwood-27	5,436
79	3/23	@Phoenix	L	102-118	24-16	6-33	30-49	Wilkinson-25	Davis-27	11,705
80	3/25	@Utah	L	91-109	24-16	6-34	30-50	Wilkinson-17	Hardey-22	5,357
81	3/26	CHICAGO	L	115-122	24-17	6-34	30-51	Issel-21	Sobers-21	14,083
82	3/27	@Milwaukee	L	95-143	24-17	6-35	30-52	Issel-25	M. Johnson-31	10,938

*Denotes number of overtime periods.





1980-81 SEASON

1980-81 ROSTER

NO.	PLAYER	POS	HT	WT	COLLEGE/YR	EXP
23	T.R. Dunn	G	6-4	192	Alabama '77	3
2	Alex English	F	6-7	190	South Carolina '76	4
22	Glen Gondrezick	F	6-6	218	UNLV '77	3
1	Ken Higgs	G	6-0	185	LSU '78	1
34	Cedrick Hordges	F	6-8	220	South Carolina '80	R
35	Kim Hughes	C	6-11	220	Wisconsin '74	5
44	Dan Issel	C	6-9	240	Kentucky '70	10
3	Carl Nicks	G	6-3	185	Indiana St. '80	R
45	Jawann Oldham	C	7-0	220	Seattle '80	R
43	James Ray	F	6-9	215	Jacksonville '80	R
10	John Roche	G	6-3	170	South Carolina '71	6
33	David Thompson	G	6-4	195	No. Carolina St. '75	5
42	Ron Valentine	F	6-7	210	Old Dominion '80	R
55	Kiki Vandeweghe	F	6-8	220	UCLA '80	R

Head Coach: Donnie Walsh (North Carolina '62)

Assistant Coach: Doug Moe (North Carolina '61)

Trainer: Bob "Chopper" Travaglini

NUGGETS 1980-81 TEAM HIGHS & LOWS

	HIGH	LOW
Points	162 vs. Portland, 2/13	92 @ Washington, 11/11
Field Goals Made	64 vs. Portland, 2/13	35 @ San Diego, 11/25
Field Goals Attempted	119 @ San Antonio, 2/22	82 @ Detroit, 3/7
Field Goal Percentage	(.600/51-85) vs. Detroit, 1/27	(.364/36-99) @ Phoenix, 1/14
Three-Pointers Made	*2 @ Milwaukee, 3/12	*0 @ LA Lakers, 3/29
Three-Pointers Attempted	*6 vs. Dallas, 3/25	*0 @ LA Lakers, 3/29
Three-Point Percentage	*(1.000/4-4) vs. Chicago, 11/8	*(.000/0-0) @ LA Lakers, 3/29
Free Throws Made	51 @ Atlanta, 1/13	17 @ Washington, 11/11
Free Throws Attempted	63 vs. Phoenix, 2/19	24 vs. Phoenix, 10/24
Free Throw Percentage	(.950/38-40) vs. Seattle, 3/17	(.585/24-41) @ San Diego, 11/25
Total Rebounds	*64 vs. LA Lakers, 3/4	33 @ San Diego, 10/17
Offensive Rebounds	28 vs. San Antonio, 1/24	7 @ San Antonio, 10/17
Defensive Rebounds	*43 @ Kansas City, 3/18	20 @ Boston, 12/23
Assists	38 @ LA Lakers, 11/2	14 @ New Jersey, 11/12
Steals	19 vs. Golden State, 2/27	1 @ Utah, 12/4
Turnovers	26 @ Houston, 12/6	8 @ Utah, 2/8
Blocked Shots	13 vs. Phoenix, 10/24	0 @ Seattle, 1/10
Fouls	36 vs. Phoenix, 10/24	*16 vs. Utah, 12/4

OPPONENTS 1980-81 TEAM HIGHS & LOWS

	HIGH	LOW
Points	147 @ San Antonio, 12/13	*98 by Houston, 1/18
Field Goals Made	65 @ LA Lakers, 3/29	36 by Dallas, 10/15
Field Goals Attempted	120 by San Antonio, 2/4	*79 by San Diego, 11/26
Field Goal Percentage	(.626/57-91) by Golden State, 2/27	(.425/48-113) @ Dallas, 11/28
Three-Pointers Made	5 @ Golden State, 3/28	*0 @ LA Lakers, 3/29
Three-Pointers Attempted	11 @ Golden State, 3/28	*0 by Houston, 3/15
Three-Point Percentage	*(.455/5-11) by Golden State, 7/23	*1.000/0-1 @ LA Lakers, 3/29
Free Throws Made	*37 by Utah, 10/12	10 @ LA Lakers, 1/23
Free Throws Attempted	49 @ Golden State, 10/29	14 @ LA Lakers, 1/23
Free Throw Percentage	(.966/28-29) @ Houston, 1/3	(.500/15-30) @ Philadelphia, 3/6
Total Rebounds	69 @ San Antonio, 2/22	32 @ San Diego, 1/9
Offensive Rebounds	30 @ Golden State, 3/28	*8 by Utah, 1/7
Defensive Rebounds	46 @ San Antonio, 2/22	18 @ San Diego, 1/9
Assists	46 @ San Antonio, 12/13	16 @ Detroit, 3/7
Steals	19 by Phoenix, 10/24	2 @ LA Lakers, 1/23
Turnovers	34 by Phoenix, 10/24	6 by Washington, 2/10
Blocked Shots	*14 @ Philadelphia, 3/6	*1 @ Dallas, 12/26
Fouls	39 @ Houston, 2/3	16 @ Milwaukee, 3/12

* Indicates repeated mark, and is the last time it happened.



1980-81 GAME-BY-GAME RESULTS (37-45)

NO.	DATE	OPP.	W-L	SCORE	HM.	RD.	TOT.	DEN. HIGH SCORER	OPP. HIGH SCORER	ATTEND.
1	10/10	SAN ANTONIO	L	112-113	0-1	0-0	0-1	Thompson-32	Gervin-18	10,027
2	10/12	UTAH	L	121-125*	0-2	0-0	0-2	Thompson-28	Dantley-38	8,401
3	10/15	DALLAS	W	133-98	1-2	0-0	1-2	English-26	Spanarkel-15	6,658
4	10/17	@San Diego	W	129-116	1-2	1-0	2-2	Thompson-33	Brooks-35	4,032
5	10/18	@Utah	L	115-117	1-2	1-1	2-3	English-26	Dantley-42	7,250
6	10/21	HOUSTON	L	117-119	1-3	1-1	2-4	English-30	Malone-41	7,711
7	10/24	PHOENIX	L	94-117	1-4	1-1	2-5	English-21	Robinson-23	8,359
8	10/25	@Kansas City	L	122-125	1-4	1-2	2-6	Thompson-30	Birdsong-36	6,988
9	10/29	@Golden State	L	109-115	1-4	1-3	2-7	Issel-35	King-27	7,305
10	11/1	SEATTLE	W	123-118	2-4	1-3	3-7	Thompson-43	Brown-25	8,881
11	11/2	@Los Angeles	W	123-121	2-3	2-3	4-7	Thompson-31	Wilkes-26	11,661
12	11/5	@Seattle	W	125-117	2-4	3-3	5-7	Thompson-39	Brown-28	13,071
13	11/7	NEW YORK	L	115-124	2-5	3-3	5-8	Thompson-30	Cartwright-27	10,612
14	11/8	@Chicago	W	130-126**	2-5	4-3	6-8	English-31	Thesus-24	9,683
15	11/11	@Washington	L	92-107	2-5	4-4	6-9	English-25	Hayes-26	7,218
16	11/12	@New Jersey	L	111-118	2-5	4-5	6-10	Thompson-27	O'Koren-26	6,542
17	11/15	PORTLAND	W	125-123	3-5	4-5	7-10	English-32	Washington-27	11,011
18	11/18	@Portland	L	103-122	3-5	4-6	7-11	English-20	Paxson-25	12,888
19	11/21	KANSAS CITY	W	134-121	4-5	4-6	8-11	Roche-30	Birdsong-28	10,811
20	11/23	@Phoenix	L	113-131	4-5	4-7	8-12	Thompson-40	Robinson-29	11,151
21	11/25	@San Diego	L	94-108	4-5	4-8	8-13	Issel/Thompson-30	Nater-26	4,176
22	11/26	SAN DIEGO	W	113-109	5-5	4-8	9-13	English-28	Brooks-25	7,913
23	11/28	@Dallas	W	119-117*	5-5	5-8	10-13	Thompson-38	LaGarde-22	7,713
24	11/29	LOS ANGELES	L	123-124**	5-6	5-8	10-14	English-37	Wilkes-30	14,811
25	12/2	CHICAGO	L	124-123	5-7	5-9	10-15	Thompson-30	Thesus-26	7,861
26	12/4	@Utah	L	118-122	5-7	5-9	10-16	Issel-25	Dantley-40	5,234
27	12/5	GOLDEN STATE	L	114-119	5-8	5-9	10-17	Thompson-31	Free-32	7,737
28	12/6	@Houston	L	108-111	5-8	5-10	10-18	English-26	Dunleavy-48	8,234
29	12/10	DALLAS	W	116-107	6-8	5-10	11-18	English-27	Huston-27	7,768
30	12/13	@San Antonio	L	123-147	6-8	5-11	11-19	Thompson-27	Gervin-32	9,879
31	12/16	KANSAS CITY	L	118-133	6-9	5-11	11-20	English-29	Birdsong-36	6,909
32	12/18	@Cleveland	L	122-130	6-9	5-12	11-21	Issel-23	Mitchell-27	3,576
33	12/20	@New York	L	114-120	6-9	5-13	11-22	English-29	Thesus w/23	12,253
34	12/23	@Boston	L	128-136	6-9	5-14	11-23	English-29	Maxwell-29	15,320
35	12/26	@Dallas	L	111-119	6-9	5-15	11-24	Thompson-34	Davis-20	8,293
36	12/27	PHILADELPHIA	W	125-121	7-9	5-15	12-24	Issel-30	Erving-20	16,889
37	12/30	INDIANA	W	127-110	8-9	5-15	13-24	English/Issel-23	McGinnis-21	12,909
38	1/1	@Portland	L	119-122	8-9	5-16	13-25	Thompson-28	Ransey-29	12,888
39	1/2	PHOENIX	L	132-133	8-10	5-16	13-26	Thompson-31	Robinson-32	10,514
40	1/3	@Houston	W	134-132	8-10	6-16	14-26	Thompson-31	Murphy-42	8,160
41	1/7	UTAH	L	117-121	8-11	6-16	14-27	Issel-33	Dantley-51	8,735
42	1/8	@San Diego	W	130-116	8-11	7-16	15-27	Thompson-33	Williams-26	4,580
43	1/10	@Seattle	L	116-119	8-11	7-17	15-28	Issel-27	Sikma-29	18,645
44	1/13	ATLANTA	W	135-132	9-11	7-17	16-28	English-36	Drew-33	8,483
45	1/14	@Phoenix	L	102-128	9-11	7-18	16-29	Issel-26	Davis-18	11,330
46	1/17	@Kansas City	W	123-122	9-11	8-18	17-29	Vandeweghe-30	Wedman-36	7,297
47	1/18	HOUSTON	L	97-98	9-12	8-18	17-30	Thompson-33	Malone-37	11,261
48	1/21	SAN DIEGO	L	116-125	9-13	8-18	17-31	Thompson-30	Williams-23	7,528
49	1/23	@Los Angeles	L	105-110	9-13	8-19	17-32	Thompson-29	Wilkes-30	14,813
50	1/24	SAN ANTONIO	W	129-115	10-13	8-19	18-32	Issel-32	Gervin-24	10,729
51	1/27	DETROIT	W	143-123	11-13	8-19	19-32	Issel-29	Hubbard-25	8,249
52	1/29	MILWAUKEE	W	131-118	12-13	8-19	20-32	English-26	Bridgeman-25	9,845
53	2/3	@Houston	L	126-136*	12-13	8-20	20-33	English-26	Malone-38	9,578
54	2/4	SAN ANTONIO	L	132-135	12-14	8-20	20-34	English-32	Gervin-37	9,117
55	2/6	@Utah	W	120-116	12-14	9-20	21-34	Issel-37	Dantley-55	8,037
56	2/7	GOLDEN STATE	W	135-125	13-14	9-20	22-34	Thompson-26	Carroll-31	10,453
57	2/8	@Seattle	L	112-133	13-14	9-21	22-35	Thompson-32	Bailey-24	13,849
58	2/10	WASHINGTON	L	110-115	13-15	9-21	22-36	Thompson-26	Grevey/Porter-28	7,794
59	2/13	PORTLAND	W	162-143	14-15	9-21	23-36	Thompson-30	Natt-25	11,781
60	2/15	BOSTON	L	118-120	14-16	9-21	23-37	Issel-27	Maxwell-34	16,992
61	2/19	PHOENIX	W	127-126	15-16	9-21	24-27	Issel-30	Johnson-25	15,252
62	2/21	KANSAS CITY	W	129-109	16-16	9-21	25-37	English-36	Ford-20	13,691
63	2/22	@San Antonio	L	129-133*	16-16	9-22	25-38	Thompson-31	Johnson-26	8,668
64	2/24	NEW JERSEY	W	140-123	17-16	9-22	26-38	Robisch-27	Robinson-32	9,023
65	2/27	GOLDEN STATE	W	137-130	18-16	9-22	27-38	Thompson-29	King-34	9,658
66	3/1	CLEVELAND	W	137-127	19-16	9-22	28-38	Thompson-44	Mitchell-36	8,826
67	3/4	LOS ANGELES	W	123-114	20-16	9-22	29-38	English-31	Abdul-Jabbar-26	16,840
68	3/6	@Philadelphia	L	112-131	20-16	9-23	30-33	Thompson-34	Erving-26	12,187
69	3/7	@Detroit	W	121-109	20-16	10-23	30-39	Issel-30	Tyler-19	8,338
70	3/8	@Indiana	L	119-129	20-16	10-24	30-40	Issel-36	Davis/Edwards-28	7,708
71	3/10	PORTLAND	L	137-142	20-17	10-24	30-41	Gondrezick-27	Ransey-35	9,435
72	3/12	@Milwaukee	L	113-131	20-17	10-25	30-42	Issel-27	Johnson-23	11,052
73	3/13	@Atlanta	L	117-119	20-17	10-26	30-43	Thompson-27	Matthews-22	9,148
74	3/15	HOUSTON	W	138-127	21-17	10-26	31-43	Thompson-27	Malone-31	11,082
75	3/17	SEATTLE	W	124-112	22-17	10-26	32-43	Robisch-26	Bailey-21	10,610
76	3/18	@Kansas City	W	126-124**	22-17	11-26	33-43	English-42	Wedman-41	8,286
77	3/20	@Dallas	L	125-126	22-17	11-27	33-44	Thompson-28	Byrnes-22	6,459
78	3/22	UTAH	W	113-108	23-17	11-27	34-44	Thompson-28	Griffith-21	10,496
79	3/24	@San Antonio	W	125-123	23-17	12-27	35-44	English-33	Gervin-30	14,190
80	3/25	DALLAS	L	115-126	23-18	12-27	35-45	English-29	Davis-25	14,035
81	3/28	@Golden State	W	142-139	23-18	13-27	36-45	Thompson-38	King-33	13,239
82	3/29	@Los Angeles	W	148-146	23-18	14-27	37-45	Thompson-43	Johnson-33	17,505

* Denotes number of overtime periods.





1981-82 SEASON

SEASON BY SEASON

1981-82 ROSTER

NO.	PLAYER	POS	HT	WT	COLLEGE/YR	EXP
23	T.R. Dunn	G	6-4	192	Alabama '77	4
2	Alex English	F	6-7	190	South Carolina '76	5
22	Glen Gondrezick	F	6-6	218	UNLV '77	4
1	Ken Higgs	G	6-0	185	LSU '78	2
34	Cedrick Hordges	F	6-8	220	South Carolina '80	1
44	Dan Issel	C	6-9	240	Kentucky '70	11
7	Billy McKinney	G	6-1	170	Northwestern '77	3
43	James Ray	F	6-9	215	Jacksonville '80	1
25	Dave Robisch	C	6-10	240	Kansas '71	10
10	John Roche	G	6-3	170	South Carolina '71	7
33	David Thompson	G	6-4	195	No. Carolina St. '75	6
55	Kiki Vandeweghe	F	6-8	220	UCLA '80	1

Head Coach: Doug Moe (North Carolina '61)

Assistant Coaches: John Nillen (Regis '74), Donnie Walsh (North Carolina '62)

Trainer: Bob "Chopper" Travaglini

NUGGETS 1981-82 TEAM HIGHS & LOWS

	HIGH	LOW
Points	154 vs. Utah, 3/16	105 @ Dallas, 12/5
Field Goals Made	61 vs. LA Lakers, 1/19	36 vs. Phoenix, 11/10
Field Goals Attempted	123 vs. Phoenix, 3/27	79 @ Kansas City, 12/30
Field Goal Percentage	(.644/58-90) vs. LA Lakers, 2/21	(.408/42-103) vs. Seattle, 1/9
Three-Pointers Made	9 vs. Seattle, 1/9	*0 vs. Dallas, 4/17
Three-Pointers Attempted	15 vs. Seattle, 1/9	*0 vs. Dallas, 4/17
Three-Point Percentage	*(.600/9-15) vs. Seattle, 1/9	*(.000/0-0) vs. Dallas, 4/17
Free Throws Made	46 @ Washington, 2/7	*15 vs. LA Lakers, 2/21
Free Throws Attempted	59 vs. Kansas City, 1/12	18 vs. LA Lakers, 12/4
Free Throw Percentage	(.921/35-38) @ Phoenix, 2/26	(.632/24-38) vs. Seattle, 3/30
Total Rebounds	64 vs. Phoenix, 3/27	29 @ New York, 12/8
Offensive Rebounds	26 @ LA Lakers, 4/9	*6 @ San Diego, 3/25
Defensive Rebounds	*42 vs. Seattle, 3/30	19 @ New Jersey, 12/11
Assists	45 vs. New Jersey, 1/27	*14 @ Washington, 2/7
Steals	15 vs. Philadelphia, 2/27	*2 @ Golden State, 4/7
Turnovers	32 @ Kansas City, 12/30	8 @ Washington, 2/7
Blocked Shots	10 vs. Washington, 3/5	*0 @ Phoenix, 2/26
Fouls	36 vs. Kansas City, 11/21	15 vs. Houston, 11/4

OPPONENTS 1981-82 TEAM HIGHS & LOWS

	HIGH	LOW
Points	153 @ LA Lakers, 4/9	100 by Houston, 11/4
Field Goals Made	69 @ LA Lakers, 4/9	38 by Dallas, 1/15
Field Goals Attempted	121 by Phoenix, 3/27	82 @ Detroit, 3/10
Field Goal Percentage	(.642/61-95) @ New York, 12/8	(.418/41-98) by Atlanta, 12/17
Three-Pointers Made	4 by Philadelphia, 2/27	*0 by Dallas, 4/17
Three-Pointers Attempted	*10 by Chicago, 3/19	*0 @ LA Lakers, 4/9
Three-Point Percentage	*(.600/3-5) twice by Portland,	*(.000/0-5) by Dallas, 4/17
Free Throws Made	38 @ Utah, 2/15	*10 @ Portland, 1/8
Free Throws Attempted	*46 by Dallas, 1/15	*14 @ Houston, 1/23
Free Throw Percentage	(.897/26-29) by Dallas, 4/17	(.455/15-33) @ LA Lakers, 4/9
Total Rebounds	*62 @ LA Lakers, 4/9	32 @ Kansas City, 12/30
Offensive Rebounds	28 @ Phoenix, 3/17	8 by Chicago, 3/19
Defensive Rebounds	47 by Seattle, 1/9	*20 @ Kansas City, 12/30
Assists	51 @ LA Lakers, 2/23	20 @ Utah, 2/13
Steals	19 @ Portland, 4/6	1 by San Diego, 11/18
Turnovers	29 by New Jersey, 1/27	10 by San Diego, 11/18
Blocked Shots	21 @ LA Lakers, 4/9	1 @ San Diego, 3/25
Fouls	42 by Kansas City, 1/12	16 @ Portland, 4/6

* Indicates repeated mark, and is the last time it happened.



1981-82 GAME-BY-GAME RESULTS (46-36)

NO.	DATE	OPP.	W-L	SCORE	HM.	RD.	TOT.	DEN. HIGH SCORER	OPP. HIGH SCORER	ATTEND.
1	10/30	GOLDEN STATE	W	134-121	1-0	0-0	1-0	English-22	Williams-16	11,889
2	10/31	@San Antonio	L	120-145	1-0	0-1	1-1	English-26	Gervin-27	9,487
3	11/4	HOUSTON	W	112-100	2-0	0-1	2-1	Vandeweghe-25	Leavell-29	7,368
4	11/6	@Seattle	W	109-105	2-0	1-1	3-1	English/Vandeweghe-24	Sikma/Walker-20	11,564
5	11/7	@Golden State	L	107-152	2-0	1-2	3-2	Vandeweghe-19	King-25	7,210
6	11/8	@Portland	L	116-120	2-0	1-3	3-3	English-32	Natt-30	12,888
7	11/10	PHOENIX	L	106-109	2-1	1-3	3-4	English-30	Adams-25	9,374
8	11/13	@Utah	L	124-131	2-1	1-4	3-5	Issel-32	Dantley-38	7,112
9	11/18	SAN DIEGO	W	133-128	3-1	1-4	4-5	English-30	Chambers-24	6,495
10	11/21	KANSAS CITY	W	128-121	4-1	1-4	5-5	English-33	Robinson-33	12,015
11	11/25	DALLAS	W	139-133	5-1	1-4	6-5	English-25	Aguirre-31	8533
12	11/27	@Kansas City	W	123-115	5-1	2-4	7-5	English-34	Robinson-24	7,117
13	11/28	UTAH	W	131-124*	6-1	2-4	8-5	English-28	Dantley-43	11,723
14	12/1	PORTLAND	L	113-121	6-2	2-4	8-6	Issel-34	Natt-30	6,791
15	12/3	@Phoenix	L	109-137	6-2	2-5	8-7	Issel-24	Nance-29	10,165
16	12/4	LOS ANGELES	L	117-128	6-3	2-5	8-8	English-29	Hayes-20	14,562
17	12/5	@Dallas	L	105-109	6-3	2-6	8-9	English-32	Aguirre-26	7,620
18	12/8	@New York	L	122-135	6-3	2-7	8-10	English-28	Lucas-25	9,299
19	12/9	@Philadelphia	L	109-137	6-3	2-8	8-11	Vandeweghe-24	Erving-27	10,896
20	12/11	@New Jersey	L	123-131	6-3	2-9	8-12	English/Vandeweghe-26	Williams-26	13,421
21	12/12	@Cleveland	W	120-115	6-3	3-9	9-12	Thompson-34	Carr-29	6,549
22	12/15	SEATTLE	L	120-126	6-4	3-9	9-13	Issel-28	Williams-33	8,967
23	12/17	ATLANTA	W	138-103	7-4	3-9	10-13	English-24	Drew-27	7,198
24	12/19	SAN ANTONIO	W	138-125	8-4	3-9	11-13	English-36	Gervin-35	7,371
25	12/22	@Houston	W	121-103	8-4	4-9	12-13	English-30	Hayes-20	9,579
26	12/23	DETROIT	L	119-124	8-5	4-9	12-14	English-28	Long-34	11,340
27	12/26	@Dallas	W	124-117	8-5	5-9	13-14	English-39	Vincent-33	9,580
28	12/29	BOSTON	W	128-123	9-5	5-9	14-14	English-32	Bird-27	17,668
29	12/30	@Kansas City	L	116-120	9-5	5-10	14-15	English-30	Drew-27	8,359
30	1/2	@San Antonio	L	133-148	9-5	5-11	14-16	Thompson-41	Gervin-38	9,263
31	1/3	@Milwaukee	W	128-122	9-5	6-11	15-16	English-38	Johnson-21	11,052
32	1/5	@Chicago	L	128-134	9-5	6-12	15-17	Issel-30	Theus-20	6,122
33	1/6	SAN DIEGO	W	136-114	10-5	6-12	16-17	Issel-24	Chambers-27	8,281
34	1/8	@Portland	W	124-121	10-5	7-12	17-17	English-35	Thompson-27	12,888
35	1/9	SEATTLE	L	110-125	10-6	7-12	17-18	Roche-24	Williams-39	9,636
36	1/12	KANSAS CITY	W	139-126	11-6	7-12	18-18	English-29	Grunfeld-24	9,849
37	1/13	@Golden State	L	128-143	11-6	7-13	18-19	Issel-31	King-39	7,682
38	1/15	DALLAS	W	128-113	12-6	7-13	19-19	Vandeweghe-24	Vincent-22	7,990
39	1/17	@San Diego	W	138-131	12-6	7-13	20-19	English-35	Taylor-32	5,281
40	1/19	LOS ANGELES	W	140-139	13-6	8-13	21-19	English-28	Three w/22	15,772
41	1/22	MILWAUKEE	L	125-131	13-7	8-13	21-20	English-33	Winters-40	12,315
42	1/23	@Houston	W	111-103	13-7	9-13	22-20	English-30	Malone-23	12,244
43	1/27	NEW JERSEY	W	130-116	14-7	9-13	23-20	Vandeweghe-29	Cook-20	11,103
44	2/2	NEW YORK	W	128-117	15-7	9-13	24-20	English-27	Richardson-26	10,906
45	2/4	@Indiana	L	114-131	15-7	9-14	24-21	Vandeweghe-27	Knight-19	7,134
46	2/5	@Boston	L	144-145	15-7	9-15	24-22	Vandeweghe-40	Bird-34	15,320
47	2/7	@Washington	W	124-115	15-7	10-15	25-22	English-31	Haywood-24	6,542
48	2/10	UTAH	L	148-151	15-8	10-15	25-23	Issel-37	Dantley-42	11,502
49	2/13	SAN DIEGO	W	146-129	16-8	10-15	26-23	Vandeweghe-27	Wiley-28	13,833
50	2/15	@Utah	W	145-134	16-8	11-15	27-23	Vandeweghe-24	Dantley-40	10,807
51	2/16	KANSAS CITY	W	119-106	17-9	11-15	28-23	English-24	Johnson-17	7,203
52	2/19	SAN ANTONIO	L	121-126	17-9	11-15	28-24	Vandeweghe-23	Mitchell-27	11,918
53	2/21	LOS ANGELES	L	131-132	17-10	11-15	28-25	English-34	E. Johnson-25	17,337
54	2/23	@Los Angeles	L	129-145	17-10	11-16	28-26	Issel/Vandeweghe-18	Wilkes-31	14,072
55	2/24	HOUSTON	L	110-120	17-11	11-16	28-27	Vandeweghe-34	Hayes-27	11,985
56	2/26	@Phoenix	L	122-131	17-11	11-17	28-28	Issel-35	Robinson-32	12,683
57	2/27	PHILADELPHIA	W	134-125	18-11	11-17	29-28	English-25	Toney-29	17,727
58	3/2	INDIANA	L	124-132*	18-12	11-17	29-29	Vandeweghe-35	Davis-25	10,147
59	3/5	WASHINGTON	W	127-126	19-12	11-17	30-29	Vandeweghe-23	Haywood-27	9,986
60	3/7	CLEVELAND	W	147-127	20-12	11-17	31-29	English-28	Robinson-29	9,889
61	3/9	@Atlanta	L	106-120	20-12	11-18	31-30	English-29	Roundfield-34	5,840
62	3/10	@Detroit	W	124-113	20-12	12-18	32-30	Issel-35	Thomas-25	4,162
63	3/12	@Houston	W	130-115	20-12	13-18	33-30	English-28	Malone-26	12,518
64	3/14	GOLDEN STATE	W	127-101	21-12	13-18	34-30	Vandeweghe-26	Free/Smith-20	12,228
65	3/16	UTAH	W	154-138	22-12	13-18	35-30	English-32	Dantley-36	8,895
66	3/17	@Phoenix	W	135-133*	22-12	14-18	36-30	Issel-39	Johnson-28	11,349
67	3/19	CHICAGO	W	130-120	23-12	14-18	37-30	English-29	Greenwood-20	10,979
68	3/24	SAN ANTONIO	W	128-115	24-12	14-18	38-30	English/Issel-25	Gervin-25	14,426
69	3/25	@San Diego	W	129-117	24-12	15-18	39-30	Vandeweghe-32	Brooks-29	3,755
70	3/27	PHOENIX	W	140-134**	25-12	15-18	40-30	English-29	Davis-23	15,222
71	3/30	SEATTLE	W	145-142*	26-12	15-18	41-30	Vandeweghe-35	Williams-32	15,419
72	3/31	@Dallas	W	120-119	26-12	16-18	42-30	English-27	Vincent-31	7,932
73	4/2	PORTLAND	W	127-121	27-12	16-18	43-30	Vandeweghe-27	Thompson-27	17,135
74	4/4	@Seattle	L	116-140	27-12	16-19	43-31	Issel-25	Sikma-29	32,403
75	4/6	@Portland	L	122-136	27-12	16-20	43-32	English/Issel-26	Natt-28	12,666
76	4/7	@Golden State	W	129-121	27-12	17-20	44-32	Issel-26	King-33	10,888
77	4/9	@Los Angeles	L	128-153	27-12	17-21	44-33	English/Gondrezick-20	Wilkes-25	16,433
78	4/10	@Utah	L	136-151	27-12	17-22	44-34	Issel-25	Dantley-53	6,919
79	4/13	@San Antonio	L	137-144	27-12	17-23	44-35	Issel-35	Gervin-39	14,973
80	4/14	HOUSTON	W	141-122	28-12	17-23	45-35	Thompson-26	Malone-27	17,103
81	4/16	@Kansas City	L	121-123	28-12	17-24	45-36	English-25	Johnson-21	6,013
82	4/17	DALLAS	W	130-124	29-12	17-24	46-36	English/Issel-32	Vincent-26	17,009

* Denotes number of overtime periods.





1982-83 SEASON

SEASON BY SEASON

1982-83 ROSTER

NO.	PLAYER	POS	HT	WT	COLLEGE/YR	EXP
23	T.R. Dunn	G	6-4	192	Alabama '77	5
2	Alex English	F	6-7	190	South Carolina '76	6
22	Glen Gondrezick	F	6-6	218	UNLV '77	5
24	Bill Hanzlik	G	6-7	185	Notre Dame '80	2
34	Cedrick Hordges	F	6-8	220	South Carolina '80	2
44	Dan Isseel	C	6-9	240	Kentucky '70	12
53	Rich Kelley	C	7-0	240	Stanford '75	7
7	Billy McKinney	G	6-1	170	Northwestern '77	4
43	James Ray	F	6-9	215	Jacksonville '80	2
25	Dave Robisch	C	6-10	240	Kansas '71	11
55	Kiki Vandeweghe	F	6-8	220	UCLA '80	2
21	Rob Williams	G	6-2	175	Houston '83	R

Head Coach: Doug Moe (North Carolina '61)

Assistant Coach: John Nillen (Regis '74)

Trainer: Bob "Chopper" Travaglini

NUGGETS 1982-83 TEAM HIGHS & LOWS

	HIGH	LOW
Points	155 vs. Indiana, 12/28	90 @ Washington, 12/9
Field Goals Made	*57 vs. Golden State, 3/15	37 @ Washington, 12/9
Field Goals Attempted	117 @ Seattle, 1/11	*80 vs. New York, 1/22
Field Goal Percentage	(.606/57-94) @ Dallas, 1/14	(.384/38-99) @ Kansas City, 12/22
Three-Pointers Made	*3 vs. San Antonio, 12/16	*0 vs. Kansas City, 4/17
Three-Pointers Attempted	9 @ Utah, 4/12	*0 vs. Kansas City, 4/17
Three-Point Percentage	*(.600/3-5) vs. San Antonio, 12/16	*(.000/0-6) vs. Kansas City, 4/17
Free Throws Made	*45 vs. Kansas City, 1/4	7 @ Philadelphia, 2/16
Free Throws Attempted	60 vs. Kansas City, 1/4	9 @ Philadelphia, 2/16
Free Throw Percentage	(1.000/17-17) @ Seattle, 1/11	(.633/31-49) vs. Kansas City, 1/25
Total Rebounds	68 @ Utah, 4/12	29 @ Cleveland, 12/10
Offensive Rebounds	27 vs. Chicago, 12/3	5 @ Portland, 1/3
Defensive Rebounds	46 @ Dallas, 4/8	18 @ Philadelphia, 2/16
Assists	42 @ Seattle, 1/11	14 @ Kansas City, 1/5
Steals	*17 vs. Utah, 2/5	2 @ San Antonio, 11/23
Turnovers	29 @ San Diego, 1/8	*8 vs. Dallas, 11/30
Blocked Shots	12 vs. Chicago, 12/3	*0 vs. Seattle, 3/18
Fouls	36 @ San Antonio, 3/29	14 @ Washington, 12/9

OPPONENTS 1982-83 TEAM HIGHS & LOWS

	HIGH	LOW
Points	150 by Indiana, 12/28	93 by Houston, 1/19
Field Goals Made	67 @ Seattle, 3/18	36 by Houston, 1/19
Field Goals Attempted	*120 by Kansas City, 1/4	76 @ Philadelphia, 2/16
Field Goal Percentage	(.637/65-102) @ Dallas, 1/14	(.350/36-103) by Houston, 1/19
Three-Pointers Made	5 by Detroit, 3/25	*0 by Kansas City, 4/17
Three-Pointers Attempted	14 by San Antonio, 3/8	*0 by LA Lakers, 3/31
Three-Point Percentage	*(.600/3-5) @ Houston 12/2, Portland 3/4	*(.000/0-3) by Kansas City, 4/17
Free Throws Made	36 by Portland, 3/20	8 @ Washington, 12/9
Free Throws Attempted	54 by Philadelphia, 2/1	12 @ Washington, 12/9
Free Throw Percentage	(.944/17-18) by Dallas, 10/29	(.536/15-28) by Houston, 1/7
Total Rebounds	75 vs. Kansas City, 1/4	33 @ Portland, 3/4
Offensive Rebounds	37 by Kansas City, 1/4	5 @ Utah, 11/10
Defensive Rebounds	46 @ Kansas City, 12/22	23 by Golden State, 3/15
Assists	52 @ Seattle, 3/18	14 by Houston, 1/19
Steals	17 @ San Diego, 2/8	*3 @ Milwaukee, 12/15
Turnovers	33 by Chicago, 12/3	9 @ San Antonio, 11/23
Blocked Shots	17 by Utah, 2/5	*1 by Houston, 1/19
Fouls	46 by Indiana, 12/28	17 @ Utah, 3/9

* Indicates repeated mark, and is the last time it happened.



1982-83 GAME-BY-GAME RESULTS (45-37)

NO.	DATE	OPP.	W-L	SCORE	HM.	RD.	TOT.	DEN. HIGH SCORER	OPP. HIGH SCORER	ATTEND.
1	10/29	DALLAS	L	117-125	0-1	0-0	0-1	Vandeweghe-32	Blackman-26	12,099
2	10/31	PHOENIX	W	114-110	1-1	0-0	1-1	English-25	Lucas-19	8,893
3	11/3	LOS ANGELES	L	134-135*	1-2	0-0	1-2	Issel-26	Three w/22	14,807
4	11/4	@Los Angeles	L	108-131	1-2	0-1	1-3	English-22	Nixon-21	12,815
5	11/6	GOLDEN STATE	W	127-118	2-2	0-1	2-3	English-27	Smith-23	12,929
6	11/9	ATLANTA	L	105-106	2-3	0-1	2-4	English-30	Roundfield-27	10,551
7	11/10	@Utah	L	118-125	2-3	0-2	2-5	Issel-32	Dantley-43	8,314
8	11/12	PORTLAND	L	111-128	2-4	0-2	2-6	English-24	Natt-27	13,639
9	11/13	@Dallas	W	140-130	2-4	1-2	3-6	English-40	Aguirre-28	10,283
10	11/16	@San Diego	W	136-130	2-4	2-2	4-6	English-39	Chambers-29	3,039
11	11/18	@Phoenix	W	118-107	2-4	3-2	5-6	English-32	Johnson-27	9,640
12	11/21	@Los Angeles	L	129-143	2-4	3-3	5-7	English-45	Wilkes-29	17,505
13	11/23	@San Antonio	L	126-136	2-4	3-4	5-8	English-36	Banks-28	8,518
14	11/24	SAN ANTONIO	W	129-123	3-4	3-4	6-8	Issel-38	Gervin-34	13,011
15	11/26	@Seattle	L	106-127	3-4	3-5	6-9	English-24	Williams-20	15,070
16	11/27	SAN DIEGO	W	141-125	4-4	3-5	7-9	English-39	Cummings-25	10,813
17	11/30	DALLAS	L	129-140	4-5	3-5	7-10	English-34	Aguirre-37	8,799
18	12/3	CHICAGO	W	131-124	5-5	3-5	8-10	English-29	Woodridge/Theus-29	10,993
19	12/8	@Indiana	L	126-130	5-5	3-6	8-11	English-41	Kellogg-29	3,013
20	12/9	@Washington	L	90-98	5-5	3-7	8-12	English/Issel-24	Ruland-23	5,684
21	12/10	@Cleveland	W	117-107	5-5	4-7	9-12	English-27	Wedman/Hubbard-21	1,997
22	12/12	@Boston	L	112-126	5-5	4-8	9-13	Issel-25	Bird-26	15,320
23	12/15	@Milwaukee	W	113-98	5-5	5-8	10-13	English-33	Johnson-25	9,085
24	12/16	SAN ANTONIO	L	108-120	5-6	5-8	10-14	Issel-30	Moore-29	10,815
25	12/18	NEW JERSEY	L	114-123	5-7	5-9	10-15	Vandeweghe-37	O'Koran-23	13,121
26	12/22	@Kansas City	L	102-146	5-7	5-9	10-16	Vandeweghe-28	Loder-25	6,439
27	12/23	@Detroit	W	135-127	5-7	6-9	11-16	English-43	Thomas-28	12,218
28	12/27	GOLDEN STATE	W	130-128	6-7	6-9	12-16	English-41	Richardson-31	7,730
29	12/28	INDIANA	W	155-150*	7-7	6-9	13-16	English-37	Knight-23	7,038
30	12/30	BOSTON	L	132-145	7-8	6-9	13-17	Vandeweghe-40	Maxwell-27	16,474
31	1/1	PHOENIX	W	127-125	8-8	6-9	14-17	Vandeweghe-49	Nance-26	7,814
32	1/2	@Portland	L	102-122	8-8	6-10	14-18	Vandeweghe-30	Paxson-31	12,888
33	1/4	KANSAS CITY	W	137-121	9-8	6-10	15-18	English-36	Williams-26	7,988
34	1/5	@Kansas City	L	118-138	9-8	6-11	15-19	English-34	Woodson-26	7,222
35	1/7	HOUSTON	W	125-97	10-8	6-11	16-19	Vandeweghe-28	Bailey-23	9,122
36	1/8	@San Diego	L	120-122	10-8	6-12	16-20	English-33	Hollins-25	3,715
37	1/11	@Seattle	W	131-119	10-8	7-12	17-20	Vandeweghe-35	Donaldson-25	10,054
38	1/12	UTAH	W	126-118	11-8	7-12	18-20	Vandeweghe-30	Griffith-22	8,817
39	1/14	@Dallas	L	139-149	11-8	7-13	18-21	English-34	Blackman-31	11,015
40	1/15	@Houston	W	131-111	11-8	8-13	19-21	English-39	Leavell-32	7,260
41	1/18	@San Antonio	L	124-143	11-8	8-14	19-22	Vandeweghe-29	Banks-30	8,424
42	1/19	HOUSTON	W	130-93	12-9	8-14	20-22	English-23	Bryant-13	9,417
43	1/21	@Golden State	L	121-136	12-9	8-15	20-23	Vandeweghe-35	Carroll-39	9,351
44	1/22	NEW YORK	L	98-102	12-9	8-15	20-24	Vandeweghe-28	Orr-28	12,075
45	1/25	KANSAS CITY	W	119-112	13-9	8-15	21-24	English-32	Drew-22	8,133
46	1/28	PORTLAND	W	118-109	14-9	8-15	22-24	English-35	Natt-26	11,736
47	2/1	PHILADELPHIA	L	124-133	14-10	8-15	22-25	Vandeweghe-36	Toney-35	17,498
48	2/2	@Houston	L	128-135	14-10	8-16	22-26	Vandeweghe-29	Leavell-42	7,141
49	2/3	@Atlanta	W	126-112	14-10	9-16	23-26	English-36	Roundfield-29	4,534
50	2/5	UTAH	W	143-136	15-10	9-16	24-26	English-36	Drew-30	9,133
51	2/8	@San Diego	L	98-125	15-10	9-17	24-27	Vandeweghe-27	Cummings-31	3,341
52	2/9	SEATTLE	W	134-125	16-10	9-17	25-27	Vandeweghe-37	Radford-22	12,847
53	2/16	@Philadelphia	L	95-116	16-10	9-18	25-28	Vandeweghe-16	Malone-21	13,216
54	2/17	@New Jersey	W	117-108	16-10	10-18	26-28	English-33	King-25	12,037
55	2/19	@New York	L	117-108	16-10	10-19	26-29	English-39	Cartwright-24	10,068
56	2/22	@Chicago	L	133-144	16-10	10-20	26-30	Vandeweghe-37	Woodridge-31	5,754
57	2/24	SEATTLE	W	138-129	17-10	10-20	27-30	Issel-30	Williams-27	15,748
58	2/26	WASHINGTON	W	125-111	18-10	10-20	28-30	English-34	Ballard-29	15,035
59	2/27	@Los Angeles	W	135-120	18-10	11-20	28-30	Vandeweghe-35	E. Johnson-28	17,505
60	3/1	CLEVELAND	W	132-121	19-10	11-20	30-30	English-31	Free-25	10,492
61	3/2	@Golden State	W	128-108	19-10	12-20	31-30	Vandeweghe-33	Carroll-22	6,508
62	3/4	@Portland	W	142-138	19-10	13-20	32-30	English-35	Natt-33	12,888
63	3/5	MILWAUKEE	W	126-120	20-10	13-20	33-30	Vandeweghe-36	Ford-21	17,065
64	3/8	SAN ANTONIO	W	129-118	21-10	13-20	34-30	English-28	Mitchell-21	15,033
65	3/9	@Utah	W	129-109	21-10	14-20	35-30	English-32	Griffith-34	10,075
66	3/13	UTAH	W	130-117	22-10	14-20	36-30	English-30	Three w/16	13,188
67	3/15	GOLDEN STATE	W	139-115	23-10	14-20	37-30	Vandeweghe-32	Lloyd-30	12,558
68	3/18	@Seattle	L	117-147	23-10	14-21	37-31	Vandeweghe-26	Kelso-30	14,268
69	3/20	PORTLAND	L	106-118	23-11	14-21	37-32	Issel-26	Paxson-29	13,710
70	3/22	PHOENIX	W	130-117	24-11	14-21	38-32	Vandeweghe-29	Davis-27	10,588
71	3/25	DETROIT	W	131-120	25-11	14-21	39-32	English-29	Thomas-44	14,009
72	3/26	@Phoenix	L	110-124	25-11	14-22	39-33	Vandeweghe-32	Johnson-25	13,143
73	3/29	@San Antonio	L	129-136	25-11	14-23	39-34	Vandeweghe-33	Gilmore-32	12,477
74	3/31	LOS ANGELES	L	116-122	25-12	14-23	39-35	English-30	Jabbar-25	17,310
75	4/2	SAN DIEGO	W	107-99	26-12	14-23	40-35	Vandeweghe-26	Brooks-30	12,011
76	4/6	@Kansas City	L	113-130	26-12	14-24	40-36	Vandeweghe-26	E. Johnson-26	7,130
77	4/8	@Dallas	W	132-115	26-12	15-24	41-36	English-29	Ransley-19	10,878
78	4/9	@Houston	W	123-105	26-12	16-24	42-36	Vandeweghe-32	Leavell-20	6,237
79	4/12	@Utah	L	116-125	26-12	16-25	42-37	Vandeweghe-34	Griffith-30	10,195
80	4/13	HOUSTON	W	131-112	27-12	16-25	43-37	Vandeweghe-28	Teagle-18	10,609
81	4/15	DALLAS	W	137-126	28-12	16-25	44-37	Vandeweghe-35	Aguirre-31	15,039
82	4/17	KANSAS CITY	W	125-116	29-12	16-25	45-37	English/Issel-31	Drew-32	17,619

* Denotes number of overtime periods.





1983-84 SEASON

SEASON BY SEASON

1983-84 ROSTER

NO.	PLAYER	POS	HT	WT	COLLEGE/YR	EXP
32	Howard Carter	G	6-5	213	LSU '83	R
23	T.R. Dunn	G	6-4	193	Alabama '77	6
2	Alex English	F	6-7	190	South Carolina '76	7
5	Mike Evans	G	6-1	170	Kansas St. '78	4
22	Glen Gondrezick	F	6-6	218	UNLV '77	6
24	Bill Hanzlik	G	6-7	185	Notre Dame '80	3
44	Dan Issel	C	6-9	240	Kentucky '70	13
7	Billy McKinney	G	6-0	170	Northwestern '77	5
43	James Ray	F	6-9	215	Jacksonville '80	3
25	Dave Robisch	C	6-10	240	Kansas '71	12
34	Danny Schayes	C	6-11	245	Syracuse '81	2
55	Kiki Vandeweghe	F	6-8	220	UCLA '80	3
21	Rob Williams	G	6-2	175	Houston '83	1

Head Coach: Doug Moe (North Carolina '61)

Assistant Coach: Bill Ficke

Trainer: Bob "Chopper" Travaglini

NUGGETS 1983-84 TEAM HIGHS & LOWS

	HIGH	LOW
Points	184 vs. Detroit, 12/13	90 @ Boston, 12/9
Field Goals Made	68 vs. Detroit, 12/13	35 @ Dallas, 3/24
Field Goals Attempted	125 vs. San Antonio, 1/11	75 @ Dallas, 3/24
Field Goal Percentage	(.615/.59-96) vs. Kansas City, 2/25	(.413/.45-109) vs. Utah, 4/10
Three-Pointers Made	*5 vs. LA Lakers, 1/13	*0 @ Houston, 4/11
Three-Pointers Attempted	12 vs. Boston, 11/15	*0 vs. San Diego, 4/1
Three-Point Percentage	*(.667/.4-6) @ Houston, 3/27	*(.000/.0-1) @ Houston, 4/11
Free Throws Made	51 @ San Diego, 10/29	12 @ Boston, 12/9
Free Throws Attempted	58 vs. Houston, 3/21	16 vs. Dallas, 2/8
Free Throw Percentage	(1.000/.18-18) vs. Seattle, 1/3	(.667/.12-18) @ Boston, 12/9
Total Rebounds	57 @ Utah, 11/25	26 @ Portland, 11/22
Offensive Rebounds	26 @ Seattle, 2/19	*7 @ Cleveland, 3/16
Defensive Rebounds	43 @ Indiana, 1/25	17 @ Portland, 11/22
Assists	46 vs. Detroit, 12/13	15 @ Dallas, 3/24
Steals	15 vs. LA Lakers, 11/8	*4 vs. Chicago, 3/18
Turnovers	28 @ Portland, 2/10	*8 @ LA Lakers, 12/27
Blocked Shots	12 vs. Atlanta, 2/16	*0 @ LA Lakers, 12/27
Fouls	44 @ Phoenix, 12/26	*20 @ Cleveland, 3/16

OPPONENTS 1983-84 TEAM HIGHS & LOWS

	HIGH	LOW
Points	186 by Detroit, 12/13	89 by Philadelphia, 12/29
Field Goals Made	74 by Detroit, 12/13	30 by Philadelphia, 12/29
Field Goals Attempted	136 by Detroit, 12/13	77 by Kansas City, 1/20
Field Goal Percentage	(.665/.55-84) @ Phoenix, 12/26	(.361/.30-83) by Philadelphia, 12/29
Three-Pointers Made	*5 by Golden State, 4/5	*0 @ San Antonio, 4/15
Three-Pointers Attempted	12 by Kansas City, 3/23	*0 @ Golden State, 2/28
Three-Point Percentage	*(.800/.4-5) by San Antonio, 1/11	*(.000/.0-1) @ San Antonio, 4/15
Free Throws Made	46 @ Phoenix, 12/26	12 @ Dallas, 3/24
Free Throws Attempted	66 @ Utah, 12/23	14 @ Dallas, 3/24
Free Throw Percentage	(.917/.33-36) by LA Lakers, 11/8	(.571/.12-21) @ Atlanta, 11/29
Total Rebounds	66 @ Atlanta, 11/29	30 by Kansas City, 2/25
Offensive Rebounds	*26 vs. San Antonio, 3/30	6 @ Seattle, 2/19
Defensive Rebounds	45 @ San Antonio, 11/12	19 by Kansas City, 2/25
Assists	50 @ San Antonio, 4/15	13 by Philadelphia, 12/29
Steals	19 by Detroit, 12/13	2 @ Dallas, 1/15
Turnovers	32 @ Phoenix, 12/26	7 vs. Utah, 10/28
Blocked Shots	14 @ San Antonio, 1/18	0 @ Cleveland, 3/16
Fouls	44 by Detroit, 12/13	15 @ Boston, 12/9

* Indicates repeated mark, and is the last time it happened.



1983-84 GAME-BY-GAME RESULTS (38-44)

NO.	DATE	OPP.	W-L	SCORE	HM.	RD.	TOT.	DEN. HIGH SCORER	OPP. HIGH SCORER	ATTEND.
1	10/28	UTAH	W	139-125	1-0	0-0	1-0	Vandeweghe-37	Dantley-40	10,439
2	10/29	@San Diego	L	128-141	1-0	0-1	1-1	English-29	Cummings-25	5,705
3	11/1	DALLAS	L	124-130	1-1	0-1	1-2	Vandeweghe-28	Aguirre-39	7,864
4	11/3	@Kansas City	W	131-128	1-1	1-1	2-2	Vandeweghe-39	Johnson-31	6,035
5	11/5	SAN DIEGO	W	127-121	2-1	1-1	3-2	Vandeweghe-29	Cummings-25	11,814
6	11/8	LOS ANGELES	L	124-133	2-2	1-1	3-3	Vandeweghe-25	Johnson-29	10,105
7	11/12	@San Antonio	L	107-128	2-2	1-2	3-4	Vandeweghe-25	Banks/Edmon-22	8,259
8	11/15	BOSTON	L	124-140	2-3	1-2	3-5	Vandeweghe-36	Birdson-23	13,389
9	11/17	@Golden State	W	131-120	2-3	2-2	4-5	English/Vandeweghe-30	Carroll-26	6,104
10	11/18	HOUSTON	W	134-127	3-3	2-2	5-5	Vandeweghe-32	Sampson-22	9,886
11	11/19	MILWAUKEE	W	133-126	4-3	2-2	6-5	English-32	Moncrief-43	10,852
12	11/22	@Portland	L	116-156	4-3	2-3	6-6	Vandeweghe-26	Lever-22	12,888
13	11/23	SAN DIEGO	W	133-114	5-3	2-3	7-6	Vandeweghe-33	Nixon-22	8,889
14	11/25	@Utah	L	124-126	5-3	2-4	7-7	Issel-34	Dantley-47	8,759
15	11/26	PHOENIX	W	107-104	6-3	2-4	8-7	Vandeweghe-35	Davis-30	6,500
16	11/29	@Atlanta	W	105-96	6-3	3-4	9-7	English-26	Wilkins-38	4,888
17	11/30	@Milwaukee	L	122-139	6-3	3-5	9-8	Vandeweghe-26	Moncrief-25	9,526
18	12/3	SEATTLE	W	121-111	7-3	3-5	10-8	English/Vandeweghe-28	Williams-20	9,881
19	12/6	@New York	W	117-112	7-3	4-5	11-8	Vandeweghe-33	King-24	9,054
20	12/7	@Philadelphia	L	128-133	7-3	4-6	11-9	Vandeweghe-33	Malone-30	13,652
21	12/9	@Boston	L	90-119	7-3	4-7	11-10	Anderson-16	McHale-21	13,374
22	12/11	@New Jersey	L	130-141	7-3	4-8	11-11	Vandeweghe-37	King-30	9,549
23	12/13	DETROIT	L	184-186***	7-4	4-8	11-12	Vandeweghe-51	Thomas-47	9,655
24	12/16	PORTLAND	L	115-119	7-5	4-8	11-13	Vandeweghe-32	Natt/Paxson-22	9,756
25	12/18	NEW JERSEY	W	122-118	8-5	4-9	12-13	Vandeweghe-33	Birdson-23	7,789
26	12/20	@Kansas City	L	114-131	8-5	4-9	12-14	Issel-24	John/Wood-24	4,751
27	12/22	INDIANA	L	132-133	8-6	4-9	12-15	English-34	McKenna-21	11,756
28	12/23	@Utah	L	116-118	8-6	4-10	12-16	English-20	Dantley-27	7,559
29	12/26	@Phoenix	L	133-140*	8-6	4-11	12-17	Issel-27	Davis-40	12,104
30	12/27	@Los Angeles	L	116-118	8-6	4-12	12-18	Vandeweghe-34	Wilkes-24	15,512
31	12/29	PHILADELPHIA	W	101-89	9-6	4-12	13-18	Issel-28	Malone/Toney-20	16,862
32	12/30	UTAH	W	135-130	10-6	4-12	14-18	Issel-31	Dantley-32	11,882
33	1/3	SEATTLE	L	109-110	10-7	4-12	14-19	Vandeweghe-41	Williams-30	8,882
34	1/6	@Portland	L	129-144	10-7	4-13	14-20	Evans-31	Paxson-32	12,888
35	1/7	DALLAS	W	141-117	11-7	4-13	15-20	English-28	Aguirre-31	11,865
36	1/11	SAN ANTONIO	W	163-155	12-7	4-13	16-20	Vandeweghe-50	Gervin-38	9,429
37	1/13	LOS ANGELES	L	131-141	12-8	4-13	16-21	Vandeweghe-35	Wilkes-31	13,957
38	1/15	@Dallas	L	107-126	12-8	4-14	16-22	Vandeweghe-24	Aguirre-25	16,039
39	1/17	@Houston	L	115-124	12-8	4-15	16-23	English/Issel-30	Sampson-27	9,174
40	1/18	@San Antonio	L	127-148	12-8	4-16	16-24	Carter-25	Gervin-37	8,679
41	1/20	KANSAS CITY	W	116-114	13-8	4-16	17-24	Vandeweghe-42	Johnson-32	10,897
42	1/21	GOLDEN STATE	W	126-115	14-9	4-16	18-24	Vandeweghe-36	Short-29	10,885
43	1/25	@Indiana	L	112-117	14-8	4-17	18-25	Vandeweghe-21	Johnson-27	8,315
44	1/26	@Chicago	W	126-125	14-8	5-17	19-25	Issel-37	Greenwood-32	4,913
45	2/1	LOS ANGELES	L	108-116	14-9	5-17	19-26	English-37	Scott-32	14,009
46	2/3	@Dallas	W	114-111	14-9	6-17	20-26	Vandeweghe-34	Aguirre-28	15,292
47	2/4	@Kansas City	L	100-107	14-9	6-18	20-27	Vandeweghe-30	Knight-30	9,053
48	2/7	@Seattle	L	105-115	14-9	6-19	20-28	Vandeweghe-25	Williams-25	8,070
49	2/8	DALLAS	L	114-120	14-10	6-19	20-29	Vandeweghe-41	Blackman-27	8,441
50	2/10	@Portland	L	117-123	14-10	6-20	20-30	Edmonson-30	Paxson-22	12,888
51	2/11	NEW YORK	L	112-138	14-11	6-20	20-31	Vandeweghe-31	King-25	14,893
52	2/14	WASHINGTON	L	96-108	14-12	6-20	20-32	English-33	Ball/Ruland-20	7,952
53	2/16	ATLANTA	W	117-102	15-12	6-20	21-32	English-36	Wilkins-32	9,106
54	2/17	@Los Angeles	W	141-138	15-12	7-20	22-32	English-35	Abdul-Jabbar/Johnson-33	15,230
55	2/19	@Seattle	L	120-132	15-12	7-21	22-33	English-29	Chambers-34	9,411
56	2/21	@Golden State	L	133-135	15-12	7-22	22-34	Vandeweghe-34	Johnson-40	6,537
57	2/22	SAN ANTONIO	W	127-121	16-12	7-22	23-34	Issel-36	Brewer-22	11,816
58	2/24	@Phoenix	W	117-100	16-12	8-22	24-34	English-37	Nance-21	12,393
59	2/25	KANSAS CITY	W	148-136	17-12	8-22	25-34	English-41	Johnson-33	13,808
60	2/28	@Golden State	L	137-140*	17-12	8-23	25-35	English-34	Short-30	6,537
61	3/1	CLEVELAND	W	119-113	18-12	8-23	26-35	Vandeweghe-34	Huston-23	10,003
62	3/3	UTAH	W	131-122	19-12	8-23	27-35	English-44	Dantley-36	10,808
63	3/6	HOUSTON	W	130-128	20-12	8-23	28-35	Vandeweghe-45	Sampson-33	14,879
64	3/9	@San Diego	L	126-134	20-12	8-24	28-36	Vandeweghe-39	Cummings-28	4,813
65	3/11	PORTLAND	W	149-123	21-12	8-24	29-36	Vandeweghe-36	Natt-29	11,003
66	3/13	@Washington	L	103-108	21-12	8-25	29-37	Vandeweghe-27	Ruland-25	5,325
67	3/14	@Detroit	W	125-121	21-12	9-25	30-37	English-37	Thomas-24	13,552
68	3/16	@Cleveland	W	119-102	21-12	10-25	31-37	English/Vandeweghe-29	Robinson-24	4,682
69	3/18	CHICAGO	W	107-104	22-12	10-25	32-37	Vandeweghe-30	Dailey-19	11,099
70	3/20	@Phoenix	L	120-146	22-12	10-26	32-38	English-38	Lucas-23	10,389
71	3/21	HOUSTON	W	134-125	23-12	10-26	33-38	Issel/Vandeweghe-30	McCray-28	11,560
72	3/23	KANSAS CITY	W	126-116	24-12	10-26	34-38	Vandeweghe-31	Johnson-26	11,952
73	3/24	@Dallas	L	101-119	24-12	10-27	34-39	English-31	Aguirre-46	17,007
74	3/27	@Houston	L	137-140	24-12	10-28	34-40	Vandeweghe-33	Lloyd-31	7,812
75	3/30	SAN ANTONIO	W	145-138	25-12	10-28	35-40	English-39	Mitchell-33	13,329
76	4/1	SAN DIEGO	W	129-103	26-12	10-28	36-40	Vandeweghe-25	Smith-23	12,849
77	4/3	SEATTLE	W	124-113	27-12	10-28	37-40	Vandeweghe-42	Williams-34	11,828
78	4/5	GOLDEN STATE	L	124-128	27-13	10-28	37-41	English-34	Short-32	13,880
79	4/8	PHOENIX	L	121-126	27-14	10-28	37-42	Vandeweghe-43	Davis-24	15,108
80	4/10	vs.Utah @Las Vegas	L	120-135	27-14	10-29	37-43	Vandeweghe-35	Green-45	7,357
81	4/11	@Houston	W	130-110	27-14	11-29	38-43	Vandeweghe-36	McCray-21	7,554
82	4/15	@San Antonio	L	154-157	27-14	11-30	38-44	English/Vandeweghe-30	Paxson-25	6,267

* Denotes number of overtime periods

\$ McNichols Arena sellout





1984-85 SEASON

1984-85 ROSTER

NO.	PLAYER	POS	HT	WT	COLLEGE/YR	EXP
42	Wayne Cooper	C	6-10	220	New Orleans '78	6
23	T.R. Dunn	G	6-4	192	Alabama '77	7
2	Alex English	F	6-7	190	South Carolina '76	8
5	Mike Evans	G	6-1	170	Kansas St. '78	5
24	Bill Hanzlik	F	6-7	185	Notre Dame '80	4
44	Dan Issel	F/C	6-9	240	Kentucky '70	14
12	Fat Lever	G	6-3	175	Arizona St. '82	2
33	Calvin Natt	F	6-6	220	NE Louisiana '79	5
34	Danny Schayes	C	6-11	245	Syracuse '81	3
20	Elston Turner	G	6-5	200	Mississippi '81	3
10	Willie White	G	6-3	205	Tenn-Chattanooga '84	R
21	Rob Williams	G	6-2	175	Houston '83	2

Head Coach: Doug Moe (North Carolina '61)

Assistant Coach: Allan Bristow (Virginia Tech '71)

Trainer: Bob "Chopper" Travaglini

NUGGETS 1984-85 TEAM HIGHS & LOWS

	HIGH	LOW
Points	147 vs. Utah, 11/10	97 @ Utah, 11/30
Field Goals Made	64 @ LA Lakers, 11/6	32 vs. LA Lakers, 4/2
Field Goals Attempted	119 vs. Houston (20T), 3/5	81 @ San Antonio, 12/12
Field Goal Percentage	(.625/60-96) vs. Utah, 11/10	(.385/37-96) LA Lakers, 4/2
Three-Pointers Made	*5 @ Dallas, 3/15	0 many times
Three-Pointers Attempted	11 @ Seattle, 2/22	0 many times
Three-Point Percentage	(.714/5-7), @ Dallas, 3/15	(.000) many times
Free Throws Made	46 vs. San Antonio, 12/26	7 @ LA Clippers, 11/5
Free Throws Attempted	54 vs. San Antonio, 12/26	14 @ LA Clippers, 11/5
Free Throw Percentage	(.926/25-27) Houston, 1/2	(.500/7-14) @ LA Clippers, 11/5
Total Rebounds	62 vs. Houston, 11/16	28 @ Houston, 12/22
Offensive Rebounds	33 @ Atlanta, 2/26	7 @ Seattle, 12/29
Defensive Rebounds	43 vs. Utah, 3/26	14 @ Chicago, 1/14
Assists	44 @ LA Lakers, 11/6	13 @ Houston, 12/22
Steals	19 vs. Indiana, 3/9	3 vs. Dallas, 3/18
Turnovers	33 @ Utah, 1/4	9 vs. LA Lakers, 12/28
Blocked Shots	12 vs. San Antonio, 4/5	*1 @ Portland, 1/19
Fouls	37 @ Utah, 1/4	*18 @ Portland, 3/30

OPPONENTS 1984-85 TEAM HIGHS & LOWS

	HIGH	LOW
Points	*148 @ LA Lakers, 4/9	89 by Utah, 3/26
Field Goals Made	64 by Detroit, 12/19	35 by New York, 1/9
Field Goals Attempted	112 @ Houston (20T), 2/2	72 @ Portland, 4/14
Field Goal Percentage	(.671/47-70) @ Chicago, 1/14	(.398/37-93) @ Utah, 1/28
Three-Pointers Made	5 @ L.A. Lakers, 4/9	0 many times
Three-Pointers Attempted	*9 @ Dallas, 3/15	0 many times
Three-Point Percentage	*(.800/4-5) by Wash., 1/18	(.000) many times
Free Throws Made	37 by Kansas City, 12/14	11 by Utah, 3/26
Free Throws Attempted	*46 by Kansas City, 12/14	14 by Utah, 3/26
Free Throw Percentage	(.909/30-33) by Dallas, 3/18	(.576/19-33) by Indiana, 3/9
Total Rebounds	69 by Houston (20T), 3/5	*33 by Dallas, 1/31
Offensive Rebounds	25 by Houston (20T), 3/5	6 by Utah, 12/1
Defensive Rebounds	44 by Houston (20T), 3/5	19 by Dallas, 1/31
Assists	43 @ L.A. Lakers, 4/9	14 by Dallas, 12/21
Steals	*15 by Houston (20T), 3/5	2 @ L.A. Clippers, 11/5
Turnovers	33 by Phoenix, 11/13	9 @ Dallas, 3/15
Blocked Shots	20 by Houston, 11/16	0 @ Seattle, 12/29
Fouls	36 by Chicago, 11/1	15 by L.A. Clippers, 1/5

* Indicates repeated mark, and is the last time it happened.



1984-85 GAME-BY-GAME RESULTS (52-30)

NO.	DATE	OPP.	W-L	SCORE	HM.	RD.	TOT.	DEN. HIGH SCORER	OPP. HIGH SCORER	ATTEND.
1	10/27	GOLDEN STATE	W	125-121	1-0	0-0	1-0	English-29	Short-35	8,256
2	10/30	@San Antonio	L	118-126	1-0	0-1	1-1	English-27	Moore/Gervin-18	6,677
3	11/1	CHICAGO	W	129-113	2-0	0-1	2-1	Natt-31	Dailey-26	9,413
4	11/3	@Kansas City	W	128-114	2-0	1-1	3-1	Natt-34	Drew/Thorpe-23	6,440
5	11/5	@LA Clippers	L	107-104	2-0	1-2	3-2	English-33	Nixon-21	6,474
6	11/6	@LA Lakers	W	146-130	2-0	2-2	4-2	English-28	Johnson-19	11,272
7	11/8	PORTLAND	W	128-125	3-0	2-2	5-2	English-45	Thompson-32	8,745
8	11/10	UTAH	W	147-135	4-0	2-2	6-2	English-44	Groen-23	9,719
9	11/13	PHOENIX	W	122-110	5-0	2-2	7-2	English-38	Adams-19	6,702
10	11/16	HOUSTON	W	119-102	6-0	2-2	8-2	English-32	Sampson-23	18,555
11	11/20	@Seattle	W	124-114	6-0	3-2	9-2	English-25	Chambers-21	5,386
12	11/21	@LA Clippers	W	112-106	6-0	4-2	10-2	Natt-32	Johnson-29	6,440
13	11/24	PHILADELPHIA	W	114-100	7-0	4-2	11-2	English-31	Malone-24	17,022
14	11/27	LA CLIPPERS	W	139-110	8-0	4-2	12-2	English-28	Warrick-18	6,715
15	11/30	@Utah	L	97-116	8-0	4-3	12-3	Issel-24	Griffith-27	8,326
16	12/1	UTAH	W	118-111	9-0	4-3	13-3	Natt-28	Griffith-27	9,888
17	12/4	@New York	L	98-100	9-0	4-4	13-4	English-19	Cummings-21	8,487
18	12/5	@Boston	L	107-123	9-0	4-5	13-5	Natt/Lever-25	Parish-25	14,890
19	12/7	@Detroit	L	115-122	9-0	4-6	13-6	English-32	Thomas-27	11,427
20	12/8	@Cleveland	W	114-108	9-0	5-6	14-6	Natt-31	Davis-23	3,943
21	12/11	PORTLAND	W	123-122	10-0	5-6	15-6	English-32	Vandeweghe/Thompson-28	8,256
22	12/12	@San Antonio	L	105-126	10-0	5-7	15-7	Natt-28	Gilmore-23	7,077
23	12/14	KANSAS CITY	L	117-123	10-1	5-7	15-8	Natt-32	Johnson-32	6,497
24	12/16	SEATTLE	L	101-122	10-2	5-7	15-9	English-32	Chambers-27	6,106
25	12/18	@Golden State	W	126-122*	19-2	6-7	16-9	English-29	Short-38	5,308
26	12/19	DETROIT	L	129-148	10-3	6-7	16-10	Cooper-20	Long-26	10,714
27	12/21	DALLAS	W	116-93	11-3	6-7	17-10	Natt-24	Aguirre-19	7,513
28	12/22	@Houston	L	107-125	11-3	6-8	17-11	English-24	Sampson-24	13,265
29	12/26	SAN ANTONIO	W	130-119	12-3	6-8	18-11	English-31	Gervin-33	7,673
30	12/28	LA LAKERS	L	123-135	12-4	6-8	18-12	English-31	Abdul-Jabbar-33	17,022
31	12/29	@Seattle	W	115-108	12-4	7-8	19-12	English-33	Chambers-34	8,083
32	1/2	HOUSTON	L	111-113	12-5	7-8	19-13	English-33	Sampson-29	10,747
33	1/4	@Utah	L	108-118	12-5	7-9	19-14	Natt-32	Griffith-24	8,673
34	1/5	LA CLIPPERS	L	115-127	12-6	7-9	19-15	Natt/Evans-23	Smith-26	7,880
35	1/8	@LA Lakers	W	126-124	12-6	8-9	20-15	English-41	Abdul-Jabbar-35	13,024
36	1/9	NEW YORK	W	100-95	13-6	8-9	21-15	English-29	Cummings-20	8,219
37	1/11	KANSAS CITY	W	143-121	14-6	8-9	22-15	English-26	Thues-25	7,410
38	1/13	@Milwaukee	L	116-140	14-6	8-10	22-16	English-24	Three w/21	10,995
39	1/14	@Chicago	L	113-122	14-6	8-11	22-17	English-25	Jordan-35	8,922
40	1/16	GOLDEN STATE	W	115-107	15-6	8-11	23-17	Natt-27	Short-27	7,235
41	1/18	WASHINGTON	W	108-106	16-6	8-11	24-17	English/Lever-24	Malton-25	9,764
42	1/19	@Portland	W	123-120	16-6	9-11	25-17	Natt-31	Vandeweghe-27	12,889
43	1/24	NEW JERSEY	W	119-110	17-6	9-11	26-17	English-31	Williams-30	7,452
44	1/26	CLEVELAND	W	144-127	18-6	9-11	27-17	English-26	Poquette-22	10,840
45	1/28	@Utah	W	104-100	18-6	10-11	28-17	English-28	Dantley-28	8,578
46	1/29	PHOENIX	W	128-100	19-6	10-11	29-17	English-27	Nance-22	8,228
47	1/31	DALLAS	W	121-110	20-6	10-11	30-17	English-40	Blackman-28	8,160
48	2/2	@Houston	L	128-131**	20-6	10-12	30-18	English-36	Sampson-37	16,016
49	2/3	@Dallas	L	106-114	20-6	10-13	30-19	English-20	Vincent-24	16,828
50	2/5	@Phoenix	L	103-108	20-6	10-14	30-20	English-31	Nance-24	12,554
51	2/6	SEATTLE	W	120-101	21-6	10-14	31-20	English-35	Chambers-22	8,256
52	2/12	ATLANTA	W	131-107	22-6	10-14	32-20	Natt-29	Wilkins/Willis-18	7,552
53	2/14	@Kansas City	W	138-123	22-6	11-14	33-20	English-33	Drew/Thues-20	6,256
54	2/15	SAN ANTONIO	W	129-119	23-6	11-14	34-20	English-39	Gervin-39	13,661
55	2/20	BOSTON	W	131-129	24-6	11-14	35-20	English-38	Bird-40	17,022
56	2/22	@Seattle	L	123-133	24-6	11-15	35-21	Natt-16	Chambers-29	8,102
57	2/24	PHOENIX	W	117-107	25-6	11-15	36-21	English-32	Adams-22	15,987
58	2/26	@Atlanta	W	106-94	25-6	12-15	37-21	English-33	Wilkins-21	5,374
59	2/27	@Washington	W	124-111	25-6	13-15	38-21	English-22	Malone-30	5,048
60	3/1	@Dallas	W	141-140*	25-6	14-15	39-21	Evans-38	Aguiar-46	17,007
61	3/2	MILWAUKEE	W	123-122	26-6	14-15	40-21	English-35	Cummings-33	17,022
62	3/5	HOUSTON	W	133-131**	27-6	14-15	41-21	English-39	Sampson-30	17,022
63	3/7	@Kansas City	L	140-142	27-6	14-16	41-22	Natt-36	Drew-30	3,575
64	3/9	INDIANA	W	126-116	28-6	14-16	42-22	English-23	Williams-22	15,083
65	3/12	@Houston	L	129-131	28-6	14-17	42-23	English-34	Olajuwon-36	16,016
66	3/15	@Dallas	L	108-127	28-6	14-18	42-24	Evans-16	Aguiar-22	17,077
67	3/17	@San Antonio	L	119-124	28-6	14-19	42-25	Issel-27	Moore/Gervin-23	8,677
68	3/18	DALLAS	W	113-111	29-6	14-19	43-25	Natt-29	Aguirre-30	12,966
69	3/20	@Indiana	W	123-119	29-6	15-19	44-25	Natt-27	Kellogg-26	6,614
70	3/22	@New Jersey	W	123-111	29-6	16-19	45-25	English-24	Williams-27	12,529
71	3/24	@Philadelphia	L	103-124	29-6	16-20	45-26	English-26	Toney-28	13,594
72	3/26	UTAH	W	104-89	30-6	16-20	46-26	English-25	Dantley/Wilkins-16	10,594
73	3/28	KANSAS CITY	W	133-115	31-6	16-20	47-26	Natt/English-32	Thues-32	10,449
74	3/30	PORTLAND	W	129-117	32-6	16-20	48-26	Natt-34	Thompson-23	15,810
75	4/2	LA LAKERS	L	104-118	32-7	16-20	48-27	English-31	McAdoo/Abdul-Jabbar-20	17,022
76	4/4	@Phoenix	W	110-103	32-7	17-20	49-27	English-31	Adams-31	12,572
77	4/5	SAN ANTONIO	W	118-109	33-7	17-20	50-27	Natt-30	Mitchell-34	16,362
78	4/7	GOLDEN STATE	W	130-125	34-7	17-20	51-27	English-42	Short-24	10,089
79	4/9	@LA Lakers	L	119-148	34-7	17-21	51-28	English-28	McGee-26	17,505
80	4/10	@LA Clippers	L	127-129	34-7	17-22	51-29	English-38	Nixon-29	7,948
81	4/13	@Golden State	W	127-120	34-7	18-22	52-29	Natt-27	Floyd-27	6,176
82	4/14	@Portland	L	112-117	34-7	18-23	52-30	Natt-26	Drexler-35	12,888

* Denotes number of overtime periods

\$ McNichols Arena sellout





1985-86 SEASON

1985-86 ROSTER

NO.	PLAYER	POS	HT	WT	COLLEGE/YR	EXP
42	Wayne Cooper	C	6-10	220	New Orleans '78	7
23	T.R. Dunn	G	6-4	193	Alabama '77	8
2	Alex English	F	6-7	190	South Carolina '76	9
5	Mike Evans	G	6-1	170	Kansas St. '78	6
24	Bill Hanzlik	F	6-7	185	Notre Dame '80	5
1	Eddie Hughes	G	5-10	160	Colorado St. '82	R
35	Joe Kopicki	F	6-9	235	Detroit '82	3
12	Fat Lever	G	6-3	175	Arizona St. '82	3
33	Calvin Natt	F	6-6	220	NE Louisiana '79	6
41	Blair Rasmussen	C	7-0	250	Oregon '85	R
34	Danny Schayes	C	6-11	245	Syracuse '81	4
20	Elston Turner	G	6-5	200	Mississippi St. '81	4
10	Willie White	G	6-3	195	Tenn-Chattanooga '84	1
31	Pete Williams	F	6-7	190	Arizona '85	R

Head Coach: Doug Moe (North Carolina '61)
Assistant Coach: Allan Bristow (Virginia Tech '71)
Trainer: Bob "Chopper" Travaglini

NUGGETS 1985-86 TEAM HIGHS & LOWS

	HIGH	LOW
Points	142 @ Phoenix, 10/29	84 @ Seattle, 11/24
Field Goals Made	58 vs. LA Clippers, 12/11	33 @ Seattle, 11/24
Field Goals Attempted	113 @ Dallas, 12/14	78 @ Seattle, 1/9
Field Goal Percentage	(.581/52-98) @ Utah, 11/29	(.367/40-109) @ L.A. Lakers, 11/8
Three-Pointers Made	6 vs. Chicago, 11/26	0 many times
Three-Pointers Attempted	13 @ Cleveland, 12/7	0 many times
Three-Point Percentage	(.750/6-8) vs. Chicago, 11/26	(.000) many times
Free Throws Made	43 @ Phoenix, 10/29	*9 vs. San Antonio, 1/24
Free Throws Attempted	54 @ Phoenix, 10/29	10 vs. L.A. Clippers, 11/16
Free Throw Percentage	*(.955/21-22) @ Wash., 3/14	(.591/13-22) @ Houston, 2/27
Total Rebounds	64 vs. Dallas, 1/7	*29 @ New Jersey, 1/18
Offensive Rebounds	26 @ LA Clippers, 4/9	5 @ San Antonio, 4/6
Defensive Rebounds	43 vs. Dallas, 1/7	*20 @ LA Clippers, 4/9
Assists	38 vs. LA Clippers, 12/11	13 @ Washington, 3/14
Steals	20 @ Phoenix, 10/29	3 @ LA Clippers, 3/9
Turnovers	30 @ Phoenix, 10/29	6 vs. LA Lakers, 12/13
Blocked Shots	12 vs. LA Clippers, 12/11	*1 vs. LA Lakers, 3/25
Fouls	39 @ Phoenix, 10/29	13 @ Washington, 3/14

OPPONENTS 1985-86 TEAM HIGHS & LOWS

	HIGH	LOW
Points	132 @ L.A. Clippers, 4/9	73 by Seattle, 10/31
Field Goals Made	57 @ L.A. Clippers, 4/9	27 by Seattle, 10/31
Field Goals Attempted	107 @ L.A. Clippers, 4/9	68 by Seattle, 10/31
Field Goal Percentage	(.581/50-86) by L.A. Lakers, 3/25	(.327/34-104) by Dallas, 11/7
Three-Pointers Made	6 @ L.A. Clippers, 3/9	0 many times
Three-Pointers Attempted	11 @ Dallas, 1/7	0 many times
Three-Point Percentage	(.667/6-9) @ L.A. Clippers, 3/9	(.000) many times
Free Throws Made	*39 @ Houston, 11/12	*11 @ Washington, 3/14
Free Throws Attempted	57 @ Phoenix, 10/29	14 @ Washington, 3/14
Free Throw Percentage	(.933/14-15) by L.A. Clippers, 3/21	(.563/18-32) @ Houston 2/3
Total Rebounds	66 @ Golden State, 3/23	32 @ Washington, 3/14
Offensive Rebounds	*31 @ Portland, 4/1	*5 @ Washington, 3/14
Defensive Rebounds	48 @ L.A. Lakers, 11/8	*24 by Sacramento, 3/16
Assists	44 @ L.A. Lakers, 11/8	9 by L.A. Clippers, 12/11
Steals	18 @ Utah 11/29	*3 @ Phoenix., 4/7
Turnovers	39 @ Phoenix, 10/29	11 by L.A. Lakers, 12/13
Blocked Shots	12 @ Utah, 11/29	0 by Portland, 2/4
Fouls	42 by Seattle, 11/30	*16 @ Sacramento, 3/18

* Indicates repeated mark, and is the last time it happened.



1985-86 GAME-BY-GAME RESULTS (47-35)

NO.	DATE	OPP.	W-L	SCORE	HM.	RD.	TOT.	DEN. HIGH SCORER	OPP. HIGH SCORER	ATTEND.
1	10/25	@Golden State	W	119-105	0-0	1-0	1-0	English-47	Floyd-32	6,583
2	10/26	SACRAMENTO	W	123-112	1-0	1-0	2-0	English-32	Thorpe-24	9,309
3	10/29	@Phoenix	W	142-127	1-0	2-0	3-0	English-34	Nance-22	12,855
4	10/31	SEATTLE	W	90-73	2-0	2-0	4-0	English-17	Sikma-18	7,439
5	11/5	ATLANTA	W	128-113	3-0	2-0	5-0	English-33	Koncak-21	8,691
6	11/7	DALLAS	W	131-99	4-0	2-0	6-0	English-30	Harper-23	12,616
7	11/8	@LA Lakers	L	99-128	4-0	2-1	6-1	English-22	Scott-29	16,573
8	11/12	@Houston	L	119-127	4-0	2-2	6-2	English-36	Lloyd-26	14,981
9	11/14	SAN ANTONIO	W	112-109	5-0	2-2	7-2	English-33	Mitchell-22	7,946
10	11/16	LA CLIPPERS	W	113-109	6-0	2-2	8-2	English-37	Johnson-32	10,525
11	11/19	HOUSTON	W	127-113	7-0	2-2	9-2	English-54	Lucas-25	11,533
12	11/21	LA LAKERS	W	121-120	8-0	2-2	10-2	English-30	Abdul-Jabbar-32	17,022*
13	11/23	SACRAMENTO	W	122-118	9-0	2-2	11-2	Natt-29	Johnson-22	11,793
14	11/24	@Seattle	L	84-110	9-0	2-3	11-3	English-16	McDaniel-27	5,210
15	11/26	CHICAGO	L	123-128	9-1	2-3	11-4	English-26	Gervin-27	10,955
16	11/27	@Golden State	L	102-104	9-1	2-4	11-5	English-28	Carroll-25	11,359
17	11/29	@Utah	W	129-114	9-1	3-4	12-5	English-32	Dantley-24	12,589
18	11/30	SEATTLE	L	123-131**	9-2	3-4	12-6	English-35	Sikma-32	13,651
19	12/3	@New York	L	94-111	9-2	3-5	12-7	Evans-18	Cummings-19	11,884
20	12/4	@Indiana	W	119-105	9-2	4-5	13-7	English/Natt-27	Williams-28	11,838
21	12/6	@Philadelphia	W	123-121	9-2	5-5	14-7	English-34	Malone-26	14,112
22	12/7	@Cleveland	L	114-124	9-2	5-6	14-8	English-30	Free-31	7,224
23	12/11	LA CLIPPERS	W	134-95	10-2	5-6	15-8	English-24	Edwards-15	8,494
24	12/13	LA LAKERS	W	124-120	11-2	5-6	16-8	Cooper-32	Worthy-37	17,022*
25	12/14	@Dallas	L	100-127	11-2	5-7	16-9	Natt-23	Perkins/Schrempf-23	17,007
26	12/17	GOLDEN STATE	W	122-114	12-2	5-7	17-9	English-31	Carroll-27	8,356
27	12/19	PORTLAND	W	123-118	13-2	5-7	18-9	English-44	Vandeweghe-22	10,008
28	12/21	SAN ANTONIO	L	118-128	13-3	5-7	18-10	English-31	Robertson-41	11,002
29	12/22	@Portland	L	114-121	13-3	5-8	18-11	Evans-28	Vandeweghe-35	12,666
30	12/28	@San Antonio	L	112-116	13-3	5-9	18-12	English-27	Gilmore-33	12,812
31	12/30	HOUSTON	W	125-122	14-3	5-9	19-12	English-42	Olajuwon-24	17,022*
32	1/3	@Seattle	L	107-117	14-3	5-10	19-13	English-27	Sikma-32	7,314
33	1/4	@Sacramento	L	107-112	14-3	5-11	19-14	English-28	Woodson-28	10,333
34	1/7	DALLAS	W	132-110	15-3	5-11	20-14	English-33	Aquirre-22	9,858
35	1/9	SEATTLE	W	94-90	16-3	5-11	21-14	Natt-23	Sikma-38	9,680
36	1/11	UTAH	W	114-106	17-3	5-11	22-14	English-24	Malone-24	13,237
37	1/13	@Milwaukee	W	119-115	17-3	6-11	23-14	English-42	Moncrief-29	10,165
38	1/15	@Boston	L	100-123	17-3	6-12	23-15	English-22	McHale-33	14,890
39	1/17	@Detroit	L	113-129	17-3	6-13	23-16	English-26	Cuerton-25	11,708
40	1/18	@New Jersey	L	113-124	17-3	6-14	23-17	English-36	Giminski-23	11,185
41	1/21	@Utah	L	114-117*	17-3	6-15	23-18	English-25	Dantley-27	12,181
42	1/22	NEW JERSEY	W	124-124	18-3	6-15	24-18	English-43	Johnson-25	10,736
43	1/24	SAN ANTONIO	L	98-113	18-4	6-15	24-19	Evans-15	Gilmore-23	15,790
44	1/25	@LA Lakers	W	127-115	18-4	7-15	25-19	English-20	Abdul-Jabbar-26	17,505
45	1/27	CLEVELAND	W	124-103	19-4	7-15	26-19	Lever-23	Free-19	8,536
46	1/28	@Sacramento	L	120-125	19-4	7-16	26-20	English-36	Tyler-26	10,333
47	1/30	NEW YORK	W	102-97	20-4	7-16	27-20	English-39	Ewing/Wilkins-25	17,022*
48	2/1	MILWAUKEE	W	116-113	21-4	7-16	28-20	English-35	Moncrief-23	14,376
49	2/3	@Houston	L	102-104	21-4	7-17	28-21	Cooper-27	Lucas-29	15,568
50	2/4	PORTLAND	W	119-118	22-4	7-17	29-21	English-42	Vandeweghe-33	12,523
51	2/6	@San Antonio	W	100-95	22-4	8-17	30-21	English-23	Gilmore-23	7,270
52	2/12	@Dallas	L	110-117	22-4	8-18	30-22	English/Schayes-19	Blackman-25	17,007
53	2/14	@Phoenix	L	95-112	22-4	8-19	30-23	English-29	Davis-25	11,249
54	2/15	GOLDEN STATE	W	113-100	23-4	8-19	31-23	English-29	Carroll-27	15,343
55	2/18	WASHINGTON	W	101-90	24-4	8-19	32-23	English-38	Robinson-17	14,728
56	2/20	BOSTON	W	102-100	25-4	8-19	33-23	English-31	Bird-27	17,022*
57	2/22	DALLAS	W	113-106	26-4	8-19	34-23	Hanzlik-21	Harper-19	17,022*
58	2/24	@Portland	W	119-113	26-4	8-19	35-23	English-32	Thompson-23	12,666
59	2/25	PHOENIX	W	112-99	27-4	9-19	36-23	English-41	Nance-27	11,493
60	2/27	@Houston	L	111-117	27-4	9-20	36-24	English-35	Sampson-31	15,086
61	3/1	PHILADELPHIA	L	107-118	27-5	9-20	36-25	Natt-28	Barkley-27	17,022*
62	3/4	HOUSTON	W	128-115	28-5	9-20	37-25	English-25	Sampson-26	17,022*
63	3/7	INDIANA	W	134-117	29-5	9-20	38-25	English-34	Williams-27	13,360
64	3/9	@LA Clippers	W	123-121	29-5	10-20	39-25	English-36	Benjamin-27	8,649
65	3/11	@Atlanta	L	116-128	29-5	10-21	39-26	English-38	Willis-39	8,905
66	3/13	@Chicago	L	102-112	29-5	10-22	39-27	Natt-21	Green-28	8,649
67	3/14	@Washington	W	101-81	29-5	11-22	40-27	English-33	Robinson-20	6,579
68	3/16	SACRAMENTO	W	119-113	30-5	11-22	41-27	English-35	Johnson-29	14,266
69	3/18	@Sacramento	L	113-117	30-5	11-23	41-28	English-29	Johnson-24	10,333
70	3/19	DETROIT	W	114-98	31-5	11-23	42-28	English-35	Trippucka-23	16,217
71	3/21	LA CLIPPERS	W	115-104	32-5	11-23	43-28	English-30	Benjamin-24	14,060
72	3/23	@Golden State	L	111-113	32-5	11-24	43-29	English-34	Carroll-31	9,305
73	3/25	LA LAKERS	L	115-121	32-6	11-24	43-30	English-29	Worthy-30	17,022*
74	3/26	@Utah	L	101-116	32-6	11-25	43-31	English-27	Dantley-37	11,935
75	3/28	UTAH	W	128-120	33-6	11-25	44-31	English/Natt-35	Dantley-35	14,421
76	4/1	@Portland	L	110-128	33-6	11-26	44-32	English-18	Carroll-21	12,666
77	4/3	@Dallas	L	114-115	33-6	11-27	44-33	English-28	Blackman-25	17,007
78	4/6	@San Antonio	W	124-106	33-6	12-27	45-33	English-29	Mitchell-33	6,266
79	4/7	@Phoenix	W	131-123	33-6	13-27	46-33	English-38	Nance-25	9,185
80	4/9	@LA Clippers	L	127-132	33-6	13-28	46-34	English-31	Johnson-32	8,931
81	4/10	PHOENIX	W	115-113	34-6	13-28	47-34	English-37	Davis-18	12,295
82	4/12	UTAH	L	99-117	34-7	13-28	47-35	Schayes-20	Green-27	15,209

* Denotes number of overtime periods

\$ McNichols Arena sellout





1986-87 SEASON

1986-87 ROSTER

NO.	PLAYER	POS	HT	WT	COLLEGE/YR	EXP
32	Mark Alarie	F	6-8	217	Duke '86	R
42	Wayne Cooper	C	6-10	220	New Orleans '78	8
23	T.R. Dunn	G	6-4	193	Alabama '77	9
2	Alex English	F	6-7	190	South Carolina '76	10
5	Mike Evans	G	6-1	170	Kansas St. '78	7
24	Bill Hanzlik	F	6-7	200	Notre Dame '80	6
12	Fat Lever	G	6-3	175	Arizona St. '82	4
11	Maurice Martin	G	6-6	200	St. Joseph's '86	R
33	Calvin Natt	F	6-6	220	NE Louisiana '79	7
41	Blair Rasmussen	C	7-0	250	Oregon '85	1
34	Danny Schayes	C	6-11	245	Syracuse '81	5
22	Otis Smith	G	6-5	210	Jacksonville '86	R
20	Elston Turner	G	6-5	200	Mississippi '81	5
31	Pete Williams	F	6-7	190	Arizona '85	1

Head Coach: Doug Moe (North Carolina '61)
Assistant Coach: Allan Bristow (Virginia Tech '71)
Trainer: Bob "Chopper" Travaglini

NUGGETS 1986-87 TEAM HIGHS & LOWS

	HIGH	LOW
Points	142 vs. Portland, 4/14	99 @ Milwaukee, 11/29
Field Goals Made	61 @ Portland (20T), 1/26	34 @ Utah, 11/15
Field Goals Attempted	118 @ Portland (20T), 1/26	81 @ Atlanta, 12/2
Field Goal Percentage	(.564/57-101), vs. Sac., 1/31	(.354/34-96) @ Utah, 11/15
Three-Pointers Made	6 @ Houston, 2/23	0 many times
Three-Pointers Attempted	*14 @ Phoenix, 2/5	0 many times
Three-Point Percentage	(.667/4-6) vs. Portland, 4/14	(.000) many times
Free Throws Made	34 vs. Golden State, 12/20	12 @ Cleveland, 3/18
Free Throws Attempted	50 vs. Golden State, 12/20	15 @ Cleveland, 3/18
Free Throw Percentage	(.931/27-29) @ New Jersey, 12/5	(.600/18-30) vs. Utah, 12/10
Total Rebounds	59 vs. Indiana, 2/14	*32 @ Houston, 4/11
Offensive Rebounds	*25 @ New York, 3/17	5 @ LA Lakers, 1/7
Defensive Rebounds	43 @ Dallas, 3/4	*20 vs. Portland, 1/19
Assists	42 vs. Golden State, 4/2	13 @ Atlanta, 12/2
Steals	18 vs. LA Clippers, 2/2	3 vs. Milwaukee, 1/24
Turnovers	27 @ LA Clippers, 1/14	5 @ Seattle, 2/26
Blocked Shots	13 vs. LA Lakers, 4/5	0 @ San Antonio, 4/3
Fouls	42 @ LA Clippers, 1/14	16 vs. Sacramento, 11/12

OPPONENTS 1986-87 TEAM HIGHS & LOWS

	HIGH	LOW
Points	147 @ LA Lakers, 1/7	96 by Golden State, 4/2
Field Goals Made	59 @ LA Lakers, 1/7	31 @ New Jersey, 12/5
Field Goals Attempted	112 @ Indiana, 11/28	75 @ L.A. Clippers, 11/11
Field Goal Percentage	(.627/52-83) @ Detroit, 12/6	(.369/31-84) @ New Jersey, 12/5
Three-Pointers Made	6 by L.A. Lakers, 4/5	0 many times
Three-Pointers Attempted	*12 by LA Clippers, 3/24	*0 by Cleveland, 2/28
Three-Point Percentage	(.714/5-7) @ Boston, 12/3	(.000) many times
Free Throws Made	44 @ LA Clippers, 1/14	11 @ Houston, 4/11
Free Throws Attempted	57 @ L.A. Clippers, 1/14	13 @ Houston, 4/11
Free Throw Percentage	(.962/25-26) by Houston, 2/24	(.583/21-36) by Seattle, 3/26
Total Rebounds	75 @ Indiana, 11/28	34 by San Antonio, 10/31
Offensive Rebounds	26 @ Indiana, 11/28	5 by Golden State, 1/21
Defensive Rebounds	49 @ Indiana, 11/28	18 by San Antonio, 10/31
Assists	44 @ Portland, 1/26	*16 @ Cleveland, 3/18
Steals	15 @ LA Clippers, 1/14	*1 @ San Antonio, 2/17
Turnovers	31 by Portland, 1/19	9 @ Dallas, 3/4
Blocked Shots	12 by Washington, 2/12	*1 by Portland, 4/14
Fouls	37 @ Utah, 11/15	*16 @ Philadelphia, 3/20

* Indicates repeated mark, and is the last time it happened.



1986-87 GAME-BY-GAME RESULTS (37-45)

NO.	DATE	OPP.	W-L	SCORE	HM.	RD.	TOT.	DEN. HIGH SCORER	OPP. HIGH SCORER	ATTEND.
1	10/31	SAN ANTONIO	W	134-104	1-0	0-0	1-0	Lever-25	Dawkins-16	14,835
2	11/1	@Golden State	L	109-131	1-0	0-1	1-1	English-21	Short-31	10,584
3	11/4	NEW YORK	W	118-103	2-0	0-1	2-1	English-37	Walker-18	11,383
4	11/6	UTAH	W	135-121	3-0	0-1	3-1	English-36	Malone-19	8,112
5	11/7	@LA Lakers	L	116-138	3-0	0-2	3-2	English-34	Worthy-30	15,872
6	11/11	@LA Clippers	L	112-115	3-0	0-3	3-3	English-32	Woodson-23	5,028
7	11/12	SACRAMENTO	L	108-110	3-1	0-3	3-4	Alarie-20	Tyler-20	7,225
8	11/14	DALLAS	W	142-138	4-1	0-3	4-4	Hanzlik-33	Blackmon-24	11,707
9	11/15	@Utah	L	103-111	4-1	0-4	4-5	Hanzlik-27	Green-22	12,212
10	11/18	NEW JERSEY	W	125-112	5-1	0-4	5-5	English-43	Woolridge-21	8,471
11	11/20	PORTLAND	W	142-128	6-1	0-4	6-5	English-33	Vandeweghe-26	8,421
12	11/22	PHOENIX	W	132-120	7-1	0-4	7-5	English-30	Nance-23	12,817
13	11/26	CHICAGO	W	109-107	8-1	0-4	8-5	English-32	Jordan-37	17,022*
14	11/28	@Indiana	L	102-126	8-1	0-5	8-6	English-25	Tisdale-23	12,357
15	11/29	@Milwaukee	L	99-131	8-1	0-6	8-7	English/Hanzlik-14	Cummings-23	11,652
16	12/2	@Atlanta	L	100-116	8-1	0-7	8-8	English-31	Wilkins-28	10,435
17	12/5	@Boston	L	113-119	8-1	0-8	8-9	Lever-20	Ainge-34	14,890
18	12/5	@New Jersey	W	113-100	8-1	0-8	9-9	English-36	Woolridge-24	4,488
19	12/6	@Detroit	L	113-128	8-1	1-9	9-10	English-36	Dantley-32	12,578
20	12/9	@Chicago	L	100-106	8-1	1-10	9-11	English-28	Jordan-40	10,717
21	12/10	UTAH	L	110-112	8-2	1-10	9-12	English-33	Malone-24	9,479
22	12/12	PHOENIX	W	128-116	9-2	1-10	10-12	English-31	Sanders-23	9,382
23	12/13	@Phoenix	L	110-123	9-2	1-11	10-13	Lever-19	Davis-24	11,076
24	12/16	@Sacramento	W	120-119	9-2	2-11	11-13	English-45	Smith-31	10,333
25	12/19	@Dallas	L	118-141	9-2	2-12	11-14	English-23	Aguirre-33	17,007
26	12/21	GOLDEN STATE	W	128-112	10-2	2-12	12-14	Hanzlik-26	Floyd-17	10,498
27	12/23	@Seattle	L	116-127	10-2	2-13	12-15	English-36	Chambers-35	7,459
28	12/26	DALLAS	L	121-123	10-3	2-13	12-16	English-36	Aguirre-32	13,826
29	12/27	@San Antonio	W	108-106	10-3	3-13	13-16	English-35	Gilmore-24	10,723
30	12/30	PHILADELPHIA	L	108-111	10-4	3-13	13-17	English-36	Barkley-29	17,022*
31	1/2	HOUSTON	L	111-114	10-5	3-13	13-18	English-25	Olajuwon-32	15,895
32	1/3	@Portland	L	108-116	10-5	3-14	13-19	English-23	Vandeweghe-30	12,666
33	1/6	@Sacramento	L	104-112	10-5	3-15	13-20	English-30	Thorne-27	12,333
34	1/7	@LA Lakers	L	109-147	10-5	3-16	13-21	English-17	Scott-23	15,777
35	1/9	@Dallas	W	116-113	10-5	4-16	14-21	English-26	Aguirre-33	17,007
36	1/10	PHOENIX	W	127-120*	11-5	4-16	15-21	English-33	Nance-27	13,661
37	1/13	SEATTLE	W	117-109	12-5	4-16	16-21	English-33	Chambers-30	8,981
38	1/14	@LA Clippers	L	105-123	12-5	4-17	16-22	English-39	Case-22	6,948
39	1/16	@Seattle	L	100-134	12-5	4-18	16-23	Alarie-21	McDaniel-30	8,544
40	1/19	PORTLAND	W	118-116	13-5	4-18	17-23	English-31	Drexler-36	9,726
41	1/21	GOLDEN STATE	W	129-112	14-5	4-18	18-23	Four w/21	Floyd-22	8,842
42	1/24	MILWAUKEE	W	132-122	15-5	4-18	19-23	English-46	Cummings-29	16,170
43	1/26	@Portland	L	141-145*	15-5	4-19	19-24	Lever-36	Vandeweghe-35	12,666
44	1/29	DALLAS	L	102-132	15-6	4-19	19-25	Lever-24	Aguirre-36	11,325
45	1/31	SACRAMENTO	W	142-113	16-6	4-19	20-25	English-33	Johnson-23	11,354
46	2/2	LA CLIPPERS	W	140-112	17-6	4-19	21-25	English-28	Dailey-16	10,725
47	2/3	@Houston	W	107-105	17-6	5-19	22-25	Lever-28	Olajuwon-25	16,016
48	2/5	@Phoenix	L	100-113	17-6	5-20	22-26	Lever/Evans-16	Nance-25	10,529
49	2/10	BOSTON	L	105-119	17-7	5-20	22-27	English-31	McHale-36	17,022*
50	2/12	WASHINGTON	L	115-121	17-8	5-20	22-28	English-24	M. Malone-38	11,080
51	2/14	INDIANA	W	129-113	18-9	5-20	23-28	English-33	Williams-24	12,398
52	2/17	@San Antonio	L	126-131*	18-9	5-21	23-29	English-41	Robertson-23	5,607
53	2/18	LA LAKERS	L	122-128	18-9	5-21	23-30	English-27	Johnson-37	17,022*
54	2/20	@LA Clippers	L	107-121	18-9	5-22	23-31	English-40	Case-28	8,247
55	2/23	@Houston	L	108-124	18-9	5-23	23-32	English-23	Olajuwon-31	16,279
56	2/24	HOUSTON	W	134-106	19-9	5-23	24-32	English-29	Peterson-23	13,013
57	2/26	@Seattle	L	100-106	19-9	5-24	24-33	English-22	McDaniel-30	7,681
58	2/28	CLEVELAND	L	117-119	19-10	5-24	24-34	English-38	Harper-36	13,422
59	3/2	SACRAMENTO	L	114-117	19-11	5-24	24-35	English-26	Thorne/Johnson-24	8,144
60	3/4	@Dallas	L	107-115	19-11	5-25	24-36	English-37	Aguirre-38	17,007
61	3/5	SAN ANTONIO	W	121-104	20-11	5-25	25-36	English-43	Berry/Robertson-15	9,124
62	3/10	@LA Lakers	L	107-143	20-11	5-26	25-37	English-25	Worthy-23	17,505
63	3/11	UTAH	W	122-116	21-11	5-26	26-37	Walker-39	Malone-33	12,505
64	3/15	ATLANTA	L	100-104	21-12	5-26	26-38	English-27	Willis-24	16,040
65	3/17	@New York	W	133-111	21-12	6-26	27-38	English-26	Tucker-31	10,241
66	3/18	@Cleveland	W	104-100	21-12	7-26	28-38	English-30	Harper-23	6,629
67	3/20	@Philadelphia	L	106-116	21-12	7-27	28-39	English-29	Barkley-26	15,577
68	3/21	@Washington	W	117-107	21-12	8-27	29-39	English-37	Catledge-29	23,620
69	3/23	@Utah	L	118-122	21-12	8-28	29-40	Walker-39	Malone-33	12,212
70	3/24	LA CLIPPERS	W	128-119	22-12	8-28	30-40	English-34	Case-22	8,774
71	3/26	SEATTLE	W	123-113	23-12	8-28	31-40	English-36	McDaniel-33	10,183
72	3/28	DETROIT	L	109-121	23-13	8-28	31-41	English-30	Laimbeer/Johnson-30	14,825
73	3/31	SAN ANTONIO	W	111-106	24-13	8-28	32-41	English-18	Moore-21	8,214
74	4/2	GOLDEN STATE	W	132-96	25-13	8-28	33-41	Lever-21	Higgins-19	8,871
75	4/3	@San Antonio	W	116-108	25-13	9-28	34-41	English-29	Berry-27	6,469
76	4/5	LA LAKERS	L	118-126	25-14	9-28	34-42	English-29	Johnson-37	17,022*
77	4/7	@Golden State	W	129-126*	25-14	10-28	35-42	English-28	Carroll-37	6,666
78	4/10	@Utah	L	103-106	25-14	10-29	35-43	English-31	Griffith-20	12,212
79	4/11	@Houston	L	103-113	25-14	10-30	35-44	Lever-34	McCray-21	16,279
80	4/14	PORTLAND	W	142-114	26-14	10-30	36-44	English-30	Drexler-29	13,638
81	4/16	@Sacramento	L	117-123	26-14	10-31	36-45	English-30	Thorne-28	10,333
82	4/18	HOUSTON	W	126-117	27-14	10-31	37-45	Rasmussen-22	Olajuwon-25	17,022*

* Denotes number of overtime periods

\$ McNichols Arena sellout





1987-88 SEASON

1987-88 ROSTER

NO.	PLAYER	POS	HT	WT	COLLEGE/YR	EXP
14	Michael Adams	G	5-10	165	Boston College '85	2
32	Mark Alarie	F	6-8	217	Duke '86	1
42	Wayne Cooper	C	6-10	220	New Orleans '78	9
23	T.R. Dunn	G	6-4	193	Alabama '77	10
2	Alex English	F	6-7	190	South Carolina '76	11
5	Mike Evans	G	6-1	170	Kansas St. '78	8
24	Bill Hanzlik	F	6-7	200	Notre Dame '80	7
12	Fat Lever	G	6-3	175	Arizona St. '82	5
11	Maurice Martin	G	6-6	200	St. Joseph's '86	1
33	Calvin Natt	F	6-6	220	NE Louisiana '79	8
41	Blair Rasmussen	C	7-0	250	Oregon '85	2
34	Danny Schayes	C	6-11	245	Syracuse '81	6
22	Otis Smith	F/G	6-5	210	Jacksonville '86	1
4	Darrell Walker	G	6-4	180	Arkansas '83	3

Head Coach: Doug Moe (North Carolina '61)

Assistant Coach: Allan Bristow (Virginia Tech '71)

Trainer: Bob "Chopper" Travaglini

NUGGETS 1987-88 TEAM HIGHS & LOWS

	HIGH	LOW
Points	156 vs. San Antonio, 11/20	93 @ Milwaukee, 3/11
Field Goals Made	61 vs. San Antonio, 11/20	34 vs. Utah, 12/29
Field Goals Attempted	122 @ San Antonio, 4/8	79 vs. Utah, 2/14
Field Goal Percentage	(.659/54-82) vs. Boston, 2/17	(.365/35-96) @ Dallas, 2/29
Three-Pointers Made	8 @ Portland, 4/22	*0 @ Portland, 1/22
Three-Pointers Attempted	16 @ Cleveland, 1/4	*0 vs. Utah, 12/29
Three-Point Percentage	(1,000/2-2) @ Detroit, 1/2	*(.000/0-7) @ Portland, 1/22
Free Throws Made	37 @ Portland, 4/22	7 vs. Cleveland, 3/2
Free Throws Attempted	44 @ Portland, 4/22	7 vs. Cleveland, 3/2
Free Throw Percentage	(1,000/7-7) vs. Cleveland, 3/2	(.609/14-23) vs. LA Lakers, 1/21
Total Rebounds	66 @ Houston, 4/5	29 @ Dallas, 2/29
Offensive Rebounds	26 vs. Indiana, 11/18	4 @ Seattle, 3/5
Defensive Rebounds	46 @ Houston, 4/5	*19 @ Milwaukee, 3/11
Assists	47 vs. Sacramento, 12/2	15 @ New Jersey, 1/6
Steals	20 vs. LA Clippers, 4/23	*4 vs. Dallas, 4/17
Turnovers	24 @ Portland, 1/22	*6 vs. Dallas, 4/17
Blocked Shots	19 vs. New Jersey, 11/24	*0 vs. Dallas, 4/17
Fouls	37 vs. Boston, 2/17	15 vs. Washington, 2/22

OPPONENTS 1987-88 TEAM HIGHS & LOWS

	HIGH	LOW
Points	142 @ Detroit, 1/2	81 by Cleveland, 3/2
Field Goals Made	60 @ Portland, 4/22	29 @ New Jersey 1/6
Field Goals Attempted	109 by San Antonio, 11/20	70 @ LA Clippers, 11/21
Field Goal Percentage	(.651/54-83) @ Phoenix, 2/20	(.340/35-105) by Golden State, 1/16
Three-Pointers Made	7 by San Antonio, 11/20	*0 @ LA Clippers, 4/23
Three-Pointers Attempted	*13 by San Antonio, 11/20	*0 @ Sacramento, 3/7
Three-Point Percentage	(.833/5-6) @ Dallas, 4/9	*(.000/0-2) @ LA Clippers, 4/23
Free Throws Made	38 by Dallas, 4/17	11 by Washington, 2/22
Free Throws Attempted	*47 by Dallas, 4/17	*18 @ Milwaukee, 3/11
Free Throw Percentage	(.964/27-28) @ Phoenix, 3/11	(.571/16-28) @ Seattle, 3/5
Total Rebounds	65 by LA Clippers, 4/23	*33 @ Golden State, 1/16
Offensive Rebounds	24 by LA Clippers, 4/23	4 @ Houston, 4/5
Defensive Rebounds	48 @ Dallas, 2/29	*21 @ Golden State, 3/26
Assists	43 @ San Antonio, 12/18	15 by LA Clippers, 4/23
Steals	14 @ Golden State, 1/16	2 by New York, 2/28
Turnovers	29 by LA Clippers, 4/23	10 by Dallas, 4/17
Blocked Shots	19 @ Utah, 11/17	*1 @ Golden State, 3/26
Fouls	35 by Portland 11/12	13 by Washington, 2/20

* Indicates repeated mark, and is the last time it happened.



1987-88 GAME-BY-GAME RESULTS (54-28)

NO.	DATE	OPP.	W-L	SCORE	HM.	RD.	TOT.	DEN. HIGH SCORER	OPP. HIGH SCORER	ATTEND.
1	11/6	LA CLIPPERS	W	139-93	1-0	0-0	1-0	English-22	Williams-16	11,534
2	11/7	@Golden State	W	103-99	1-0	1-0	2-0	Floyd-32	Floyd-32	13,323
3	11/10	@Sacramento	L	123-134	1-0	1-1	2-1	English-29	Thues-34	10,333
4	11/12	PORTLAND	W	126-113	2-0	1-1	3-1	Natt/Lever-26	Drexler-26	8,271
5	11/14	SACRAMENTO	W	130-109	3-0	1-1	4-1	English-34	Thorne-17	11,007
6	11/17	@Utah	L	110-120	3-0	1-2	4-2	Lever-18	Malone-25	11,461
7	11/18	INDIANA	L	106-117	3-1	1-2	4-3	English-26	Fleming-30	11,120
8	11/20	SAN ANTONIO	W	156-142	4-1	1-2	5-3	English-30	Anderson-3	8,881
9	11/21	@LA Clippers	W	97-91	4-1	2-2	6-3	Lever-15	Woodson-23	6,131
10	11/24	NEW JERSEY	W	132-104	5-1	2-2	7-3	Lever-21	Gminski-15	9,542
11	11/27	@LA Lakers	L	119-127	5-1	2-3	7-4	English-27	Green-28	17,505
12	11/28	DALLAS	W	106-98	6-1	2-3	8-4	English-25	Blackman-28	13,400
13	12/1	@Houston	L	101-106	6-1	2-4	8-5	English-26	Olajuwon-22	16,661
14	12/2	SACRAMENTO	W	147-120	7-1	2-4	9-5	Rasmussen-22	Thues-35	7,779
15	12/4	CHICAGO	W	105-89	8-1	2-4	10-5	English-21	Jordan-23	17,022*
16	12/5	@Dallas	L	96-109	8-1	2-5	10-6	English/Vincent-16	Aguirre-35	17,007
17	12/8	@Boston	W	124-119	8-1	3-5	11-6	Adams-31	Bird-40	14,890
18	12/10	@New York	L	97-113	8-1	3-6	11-7	English-32	Ewing-24	9,499
19	12/12	@Philadelphia	W	131-121	8-1	4-6	12-7	Vincent-33	Barkey-28	9,857
20	12/16	HOUSTON	W	132-113	9-1	4-6	13-7	Adams-24	Free-15	13,834
21	12/18	@San Antonio	L	114-133	9-1	4-7	13-8	English-37	Berry-30	7,401
22	12/19	@Houston	W	121-117	9-1	5-7	14-8	English-27	Floyd/Olajuwon-23	16,661
23	12/22	PHOENIX	W	119-104	10-1	5-7	15-8	English-26	Edwards-23	8,823
24	12/23	@Golden State	L	117-129	10-1	5-8	15-9	English/Schayes-19	Reagle-23	10,071
25	12/26	SEATTLE	W	115-111	11-1	5-9	16-9	English-27	McDaniel-26	12,403
26	12/28	@Seattle	L	100-108	11-1	5-9	16-10	English-24	McDaniel-30	13,007
27	12/29	UTAH	L	97-98	11-2	5-9	16-11	Schayes-27	Malone-37	10,621
28	1/1	@Washington	W	124-109	11-2	6-9	17-11	Vincent-33	Catledge-27	5,326
29	1/2	@Detroit	W	151-142	11-2	7-9	18-11	English-34	Thomas-40	23,746
30	1/4	@Cleveland	L	101-122	11-2	7-10	18-12	Evans-28	Daugherty-25	6,448
31	1/6	@New Jersey	W	98-93	11-2	8-10	19-12	English-35	Gminski-25	7,804
32	1/7	@Chicago	L	96-100	11-2	8-11	19-13	Lever-31	Jordan-28	17,590
33	1/9	@Atlanta	L	105-113	11-2	8-12	19-14	English-27	Wilkins-33	14,866
34	1/11	@Phoenix	L	115-127	11-2	8-13	19-15	Vincent-42	Nance-29	9,802
35	1/14	ATLANTA	W	115-112	12-2	8-13	20-15	English-27	Wilkins-34	14,944
36	1/16	GOLDEN STATE	W	115-94	13-2	8-13	21-15	English-25	Smith-16	14,241
37	1/18	DETROIT	L	116-123	13-3	8-13	21-16	English-32	Dantley-32	13,004
38	1/21	LA LAKERS	W	115-113	14-3	8-13	22-16	Vincent-23	Worthy-22	17,022*
39	1/22	@Portland	L	106-126	14-3	8-14	22-17	English-30	Drexler-39	12,666
40	1/28	MILWAUKEE	W	122-113	15-3	8-14	23-17	English-24	Pressey-22	13,911
41	1/30	LA CLIPPERS	W	124-108	16-3	8-14	24-17	Lever-25	Dailey-21	11,468
42	2/3	DALLAS	W	115-105	17-3	8-14	25-17	English-26	Aguirre-27	10,667
43	2/4	@San Antonio	W	129-123	17-3	9-14	26-17	English-30	Robertson-29	8,887
44	2/9	SAN ANTONIO	W	136-108	18-3	9-14	27-17	English-24	Dawkins-25	8,492
45	2/11	LA LAKERS	L	108-120	18-4	9-14	27-18	English-31	Johnson-26	17,022*
46	2/12	@Portland	L	105-120	18-4	9-15	27-19	English-27	Kersey-34	12,666
47	2/14	UTAH	W	107-93	19-4	9-15	28-19	English-25	Malone-31	9,971
48	2/17	BOSTON	W	138-125	20-4	9-15	29-19	English-37	McHale-33	17,022*
49	2/20	@Phoenix	L	108-128	20-4	9-16	29-20	English-26	Nance-29	14,269
50	2/22	WASHINGTON	W	100-87	21-4	9-16	30-20	Schayes-21	M. Malone/Johnson-17	10,553
51	2/24	@Utah	W	123-120	21-4	10-16	31-20	English/Rasmussen-35	Malone-38	12,444
52	2/26	PHILADELPHIA	W	120-104	22-4	10-16	32-20	Rasmussen-21	Gminski-22	15,396
53	2/28	NEW YORK	W	109-100	23-4	10-16	33-20	Lever-24	Ewing-23	15,539
54	2/29	@Dallas	L	96-123	23-4	10-17	33-21	Schayes-21	Aguirre-23	17,007
55	3/2	CLEVELAND	W	99-81	24-4	10-17	34-21	Adams-23	Nance/Daugherty-15	9,178
56	3/4	PHOENIX	W	116-108	25-4	10-17	35-21	Rasmussen-30	Davis-25	13,212
57	3/5	@Seattle	W	115-102	25-4	11-17	36-21	Vincent-31	Ellis-27	13,287
58	3/7	@Sacramento	L	114-116*	25-4	11-18	36-22	Lever/Vincent-23	Thues-33	10,333
59	3/8	HOUSTON	L	103-113	25-5	11-18	36-23	Schayes-25	Olajuwon-25	11,782
60	3/11	@Milwaukee	L	93-132	25-5	11-19	36-24	Rasmussen-21	Reynolds-24	11,052
61	3/13	@Indiana	W	108-100	25-5	12-19	37-24	English-36	Tisdale-29	11,250
62	3/14	UTAH	L	115-116	25-6	12-19	37-25	English-27	Bailey-41	10,172
63	3/17	PORTLAND	W	116-115*	26-6	12-19	38-25	Adams-29	Kersey-29	12,742
64	3/18	@Utah	L	111-118	26-6	12-20	38-26	Adams-22	Malone-30	12,444
65	3/20	SEATTLE	W	108-95	27-6	12-20	39-26	Adams-27	Ellis-23	13,177
66	3/22	SAN ANTONIO	W	136-108	28-6	12-20	40-26	Rasmussen-28	Sunvold-24	10,745
67	3/23	@LA Clippers	W	118-108	28-6	12-20	41-26	English-26	Woodson-24	8,569
68	3/25	@LA Lakers	W	120-119	28-6	14-20	42-26	English-34	Worthy-24	17,505
69	3/26	@Golden State	W	131-108	28-6	15-20	43-26	English-29	Mullin-21	9,883
70	3/29	@Sacramento	W	107-103	28-6	16-20	44-26	English-30	Smith/Thorne-22	10,333
71	3/31	SACRAMENTO	W	121-111	29-6	16-20	45-26	English-27	Thorne-22	14,518
72	4/2	GOLDEN STATE	W	123-107	30-6	16-20	46-26	English-29	Mullin-26	11,824
73	4/5	@Houston	W	110-97	30-6	17-20	47-26	Lever-22	Carroll-25	16,661
74	4/8	@San Antonio	W	129-124*	30-6	18-20	48-26	Lever-32	Mitchell-36	6,697
75	4/9	@Dallas	L	109-135	30-6	18-21	48-27	Schayes-21	Harper-35	17,707
76	4/11	@Phoenix	W	123-119	30-6	19-21	49-27	Lever-26	Davis-25	9,708
77	4/13	LA LAKERS	W	120-106	31-6	19-21	50-27	English-29	Campbell-16	17,022*
78	4/15	HOUSTON	W	132-125	32-6	19-21	51-27	Schayes-32	Olajuwon-27	17,022*
79	4/17	DALLAS	W	133-122	33-6	19-21	52-27	English-31	Blackman-31	17,022*
80	4/19	SEATTLE	W	134-114	34-6	19-21	53-27	Lever-31	Chambers-29	14,478
81	4/22	@Portland	L	135-141*	34-6	19-22	53-28	Evans-29	Drexler-35	12,666
82	4/23	LA CLIPPERS	W	134-109	35-6	19-22	54-28	English-27	Dailey-28	17,022*

* Denotes number of overtime periods

\$ McNichols Arena sellout





1988-89 SEASON

SEASON BY SEASON

1988-89 ROSTER

NO.	PLAYER	POS	HT	WT	COLLEGE/YR	EXP
14	Michael Adams	G	5-10	165	Boston College '85	3
42	Wayne Cooper	C	6-10	220	New Orleans '78	10
6	Walter Davis	G	6-6	200	North Carolina '77	11
2	Alex English	F	6-7	190	South Carolina '76	12
24	Bill Hanzlik	F	6-7	200	Notre Dame '80	8
35	Jerome Lane	F	6-6	232	Pittsburgh '88	R
12	Fat Lever	G	6-3	175	Arizona St. '82	6
11	Maurice Martin	G	6-5	215	St. Joseph's '86	2
33	Calvin Natt	F	6-6	220	NE Louisiana '79	9
41	Blair Rasmussen	C	7-0	260	Oregon '85	3
34	Dan Schayes	C	6-11	260	Syracuse '81	7
21	Elston Turner	G	6-5	200	Mississippi '81	7
30	Jay Vincent	F	6-7	220	Michigan St. '81	6

Head Coach: Doug Moe (North Carolina '61)

Assistant Coaches: Allan Bristow (Virginia Tech '71), Doug Moe Jr. (Texas '85)

Trainer: Bob "Chopper" Travaglini

NUGGETS 1988-89 TEAM HIGHS & LOWS

	HIGH	LOW
Points	146 vs. LA Lakers, 11/15	89 @ San Antonio, 3/4
Field Goals Made	63 vs. New Jersey, 11/22	30 @ Utah, 3/25
Field Goals Attempted	120 vs. LA Lakers, 11/15	86 @ Chicago, 1/13
Field Goal Percentage	(.594/63-106) vs. New Jersey, 11/22	(.353/30-85) @ Utah, 3/24
Three-Pointers Made	8 vs. Milwaukee, 1/21	*0 vs. Utah, 4/8
Three-Pointers Attempted	18 @ Golden State, 2/27	1 @ Golden State, 4/21
Three-Point Percentage	(.800/4-5) @ Miami, 12/9	*(.000/0-2) vs. Utah, 4/8
Free Throws Made	42 @ Portland, 11/13	8 @ Cleveland, 12/4
Free Throws Attempted	48 @ Portland, 11/13	13 @ Cleveland, 12/4
Free Throw Percentage	(.966/28-29) vs. Miami, 12/30	(.560/14-25) vs. Dallas, 1/18
Total Rebounds	60 @ Indiana, 1/23	25 @ Phoenix, 1/30
Offensive Rebounds	27 @ LA Clippers, 12/16	*7 @ Phoenix, 1/30
Defensive Rebounds	48 @ Indiana, 1/23	18 @ Phoenix, 1/30
Assists	52 @ Golden State, 4/21	13 @ San Antonio, 1/3
Steals	20 @ LA Clippers, 12/16	4 vs. Seattle, 11/12
Turnovers	24 @ Phoenix, 1/30	*7 @ Sacramento, 4/13
Blocked Shots	11 vs. Miami, 12/30	1 @ Sacramento, 12/1
Fouls	37 @ San Antonio, 1/31	15 vs. New York, 11/29

OPPONENTS 1988-89 TEAM HIGHS & LOWS

	HIGH	LOW
Points	148 by LA Lakers, 11/15	83 by Miami, 12/30
Field Goals Made	59 @ Philadelphia, 12/7	34 by Miami, 12/30
Field Goals Attempted	111 by New York, 11/29	79 by LA Clippers, 11/19
Field Goal Percentage	(.627/52-83) @ Dallas, 11/23	(.373/38-102) by Golden State, 12/2
Three-Pointers Made	*7 @ Seattle, 4/15	*0 by San Antonio, 4/20
Three-Pointers Attempted	13 by New York, 11/29	0 @ San Antonio, 3/4
Three-Point Percentage	(1.000/6-6) @ Houston, 2/17	*1.000/0-2 by San Antonio, 4/20
Free Throws Made	42 by LA Lakers, 11/15	13 by New York, 11/29
Free Throws Attempted	50 by LA Lakers, 11/15	19 by New York, 11/29
Free Throw Percentage	(.919/34-37) @ LA Lakers, 4/18	*1.500/14-28 by Miami, 12/30
Total Rebounds	70 by Phoenix, 12/22	26 by San Antonio, 11/17
Offensive Rebounds	27 @ Miami, 12/10	3 @ Chicago, 1/13
Defensive Rebounds	53 @ Indiana, 1/23	20 by San Antonio, 11/17
Assists	45 @ Philadelphia, 12/7	15 by New Jersey, 11/22
Steals	17 by San Antonio, 4/20	2 @ Detroit, 3/6
Turnovers	37 @ LA Lakers, 11/9	10 @ Seattle, 4/15
Blocked Shots	15 by LA Lakers, 11/15	2 by LA Clippers, 11/19
Fouls	37 @ Portland, 11/13	16 @ Philadelphia, 12/7

* Indicates repeated mark, and is the last time it happened.



1988-89 GAME-BY-GAME RESULTS (44-38)

NO.	DATE	OPP.	W-L	SCORE	HM.	RD.	TOT.	DEN. HIGH SCORER	OPP. HIGH SCORER	ATTEND.
1	11/4	HOUSTON	W	120-117	1-0	0-0	1-0	English-39	Olajuwon-39	14,867
2	11/5	@Seattle	L	141-142*	1-0	0-1	1-1	English-35	McDaniel-28	14,269
3	11/9	@LA Lakers	L	110-128	1-0	0-2	1-2	Schayes-24	Scott-37	17,505
4	11/10	PORTLAND	W	135-115	2-0	0-2	2-2	English-30	Drexler-30	8,821
5	11/12	SEATTLE	W	141-129	3-0	0-2	3-2	Lever-34	Ellis-29	12,401
6	11/13	@Portland	W	143-132	3-0	1-2	4-2	Adams-25	Drexler-32	12,912
7	11/15	LA LAKERS	L	146-148**	3-1	1-2	4-3	English-29	Worthy-33	15,198
8	11/17	SAN ANTONIO	W	139-112	4-1	1-2	5-3	Schayes-31	Dawkins-23	10,073
9	11/19	LA CLIPPERS	W	134-107	5-1	1-2	6-3	English-28	Benjamin-23	10,405
10	11/22	NEW JERSEY	W	141-106	6-1	1-2	7-3	Rasmussen-24	McGee-20	9,963
11	11/23	@Dallas	L	106-125	6-1	1-3	7-4	English-30	Perkins-30	17,007
12	11/26	CHICAGO	W	128-123	7-1	1-3	8-4	English-29	Jordan-52	17,022\$
13	11/29	NEW YORK	W	139-119	8-1	1-3	9-4	English-41	Ewing-24	10,387
14	12/1	@Sacramento	W	133-126*	8-1	2-3	10-4	English-34	McCray-20	16,517
15	12/2	GOLDEN STATE	W	129-102	9-1	2-3	11-4	Lever-29	Mullin-18	12,922
16	12/4	@Cleveland	L	103-122	9-1	2-4	11-5	English-31	Harper-28	12,223
17	12/6	@New York	L	123-124*	9-1	2-5	11-6	English-38	Oakley-25	17,104
18	12/7	@Philadelphia	L	109-134	9-1	2-6	11-7	Adams-23	Barkley-29	13,848
19	12/9	@Miami	W	121-110	9-1	3-6	12-7	Adams-28	Thompson-22	14,812
20	12/10	@Atlanta	W	133-130	9-1	4-6	13-7	Adams-34	Wilkins-37	16,202
21	12/13	HOUSTON	W	126-101	10-1	4-6	14-7	Lever-23	Olajuwon-15	12,005
22	12/16	@LA Clippers	L	118-121	10-1	4-7	14-8	Davis-26	Manning-29	9,056
23	12/17	LA CLIPPERS	W	114-99	11-1	4-7	15-9	Davis-26	Manning-18	12,254
24	12/20	PORTLAND	L	124-127	11-2	4-7	15-9	English-41	Drexler-43	11,700
25	12/22	PHOENIX	L	118-126	11-3	4-7	15-10	English-34	Hornacek-24	8,677
26	12/23	@Phoenix	L	107-119	11-3	4-8	15-11	English-30	Gilliam-27	10,274
27	12/27	BOSTON	W	130-109	12-3	4-8	16-11	English-37	McHale-23	17,022\$
28	12/30	MIAMI	W	109-83	13-3	4-8	17-11	English-24	Long-18	12,214
29	1/3	@San Antonio	L	105-129	13-3	4-9	17-12	English-19	Anderson-24	7,965
30	1/5	GOLDEN STATE	W	131-129	14-3	4-9	18-12	English-37	Mullin-35	10,649
31	1/7	DALLAS	W	115-94	15-3	4-9	19-12	Davis-24	Schrempf-16	17,022\$
32	1/10	@Washington	L	117-120	15-3	4-10	19-13	English-28	King-33	6,109
33	1/11	@Milwaukee	L	106-123	15-3	4-11	19-14	Lever-27	Kryskiewicz-27	15,702
34	1/13	@Chicago	L	99-104	15-3	4-12	19-15	English-34	Jordan-38	17,869
35	1/14	CLEVELAND	L	106-114	15-4	4-12	19-16	Lever-33	Harper-30	17,022\$
36	1/16	SACRAMENTO	W	116-110	16-4	4-12	20-16	English-29	Pinkney-21	13,672
37	1/18	@Dallas	L	96-102	16-4	4-13	20-17	Schayes-20	Aguirre-26	17,007
38	1/21	MILWAUKEE	L	107-116	16-5	4-13	20-18	English-33	Pierce-21	17,022\$
39	1/23	@Indiana	L	102-117	16-5	4-14	20-19	English-25	Miller-27	9,253
40	1/24	@New Jersey	L	115-117	16-5	4-15	20-20	English-43	Williams-27	9,455
41	1/26	@Miami	W	129-108	16-5	5-15	21-20	English-34	Thompson-17	15,008
42	1/28	PHOENIX	W	142-138	17-5	5-15	22-20	Lever-32	Chambers-39	17,022\$
43	1/30	@Phoenix	L	100-121	17-5	5-16	22-21	English-20	E. Johnson-26	10,376
44	1/31	@San Antonio	L	111-117	17-5	5-17	22-22	English-28	Maxwell-26	8,041
45	2/2	ATLANTA	W	112-103	18-5	5-17	23-22	English-36	Thues-22	15,774
46	2/4	UTAH	W	127-126	19-5	5-17	24-22	Schayes-37	Malone-33	17,022\$
47	2/5	@Houston	L	112-124	19-5	5-18	24-23	Davis-25	Short-23	16,611
48	2/9	MIAMI	W	117-92	20-5	5-18	25-23	Lever-38	Mitchell-15	14,935
49	2/14	@Utah	L	105-119	20-5	5-19	25-24	Davis/Adams-18	Malone-21	12,444
50	2/15	WASHINGTON	W	117-106	21-5	5-19	26-24	English-32	Malone-21	11,471
51	2/17	@Houston	L	111-121	21-5	5-20	26-25	English-25	Olajuwon-34	16,611
52	2/20	DETROIT	W	103-101	22-5	5-20	27-25	English-30	Johnson-21	17,022\$
53	2/22	DALLAS	W	109-106	23-5	5-20	28-25	Davis-20	Blackman-33	11,667
54	2/24	UTAH	W	121-102	24-5	5-20	29-25	Adams-32	Malone-25	15,334
55	2/26	PHILADELPHIA	W	122-115	25-5	5-20	30-25	English-31	Gminski-22	16,468
56	2/27	@Golden State	L	132-141	25-5	5-21	30-26	English-29	Mullin-30	15,025
57	3/2	HOUSTON	W	113-103	26-5	5-21	31-26	English-26	McCormick-23	11,603
58	3/4	@San Antonio	L	88-106	26-5	5-22	31-27	English-16	Brickowski-24	11,940
59	3/6	@Detroit	L	112-129	26-5	5-23	31-28	English-27	Dumas-25	21,454
60	3/8	@Charlotte	W	112-99	26-5	6-23	32-28	English-31	Trippucka-21	23,389
61	3/10	@Miami	L	130-131**	26-5	6-24	32-29	English-51	Sparrow-28	15,008
62	3/12	@Boston	L	115-121	26-5	6-25	32-30	English-27	Lewis-28	14,890
63	3/14	CHARLOTTE	W	125-102	27-5	6-25	33-30	Schayes-19	Curry-21	10,522
64	3/16	SAN ANTONIO	W	119-102	28-5	6-25	34-30	English-32	Maxwell-19	12,083
65	3/18	MIAMI	W	111-105	29-5	6-25	35-30	English-25	Edwards-20	15,068
66	3/21	@Houston	W	112-110	29-5	7-25	36-30	English-37	Olajuwon-36	16,611
67	3/24	@Dallas	W	114-105	29-5	8-25	37-30	English-18	Dantley-30	17,007
68	3/25	@Utah	L	90-112	29-5	8-26	37-31	English-19	Malone-37	12,444
69	3/27	@LA Clippers	L	118-119	29-5	8-27	37-32	English-35	Norman-28	9,712
70	3/30	SEATTLE	W	123-116	30-5	8-27	38-32	English-28	Ellis-26	14,851
71	4/1	LA LAKERS	W	114-108*	31-5	8-27	39-32	English-31	Worthy-25	17,022\$
72	4/4	SACRAMENTO	W	128-124	32-5	8-27	40-32	Adams-25	Ainge/Pressey-24	10,785
73	4/6	INDIANA	W	132-118	33-5	8-27	41-32	Adams-26	Person-30	11,084
74	4/8	UTAH	W	110-106	34-5	8-27	42-32	English-26	Malone-34	17,022\$
75	4/9	@Portland	L	114-120	34-5	8-28	42-33	English-28	Duckworth-27	12,888
76	4/12	@Utah	L	102-107	34-5	8-29	42-34	Davis-29	Malone-40	12,444
77	4/13	@Sacramento	L	112-121	34-5	8-30	42-35	English-31	Berry-25	16,517
78	4/15	@Seattle	L	92-125	34-5	8-31	42-36	English-16	Ellis-32	14,250
79	4/18	@LA Lakers	L	118-142	34-5	8-32	42-37	Lever-26	Worthy-26	17,505
80	4/20	SAN ANTONIO	W	136-113	35-5	8-32	43-37	Adams-25	Bowie-24	13,163
81	4/21	@Golden State	W	139-121	35-5	9-32	44-37	English-30	Higgins-23	15,025
82	4/23	DALLAS	L	96-113	35-6	9-32	44-38	Lever-33	Blackman-21	13,547

* Denotes number of overtime periods

\$ McNichols Arena sellout





1989-90 SEASON

SEASON BY SEASON

1989-90 ROSTER

NO.	PLAYER	POS	HT	WT	COLLEGE/YR	EXP
14	Michael Adams	G	5-10	165	Boston College '85	4
11	Joe Barry Carroll	F/C	6-10	245	Purdue '80	8
6	Walter Davis	G	6-6	200	North Carolina '77	12
2	Alex English	F	6-7	190	South Carolina '76	13
24	Bill Hanzlik	F	6-7	200	Notre Dame '80	9
45	Tim Kempton	C	6-10	245	Notre Dame '86	2
35	Jerome Lane	F	6-6	232	Pittsburgh '88	1
12	Fat Lever	G	6-3	175	Arizona St. '82	7
21	Todd Lichti	G	6-4	205	Stanford '89	R
41	Blair Rasmussen	C	7-0	260	Oregon '85	4
34	Dan Schayes	C	6-11	260	Syracuse '81	8
51	Reggie Turner	F	6-8	225	Alabama-Birmingham '89	R

Head Coach: Doug Moe (North Carolina '61)

Assistant Coaches: Allan Bristow (Virginia Tech '71), Doug Moe Jr. (Texas '85)

Trainer: Bob "Chopper" Travaglini

NUGGETS 1989-90 TEAM HIGHS & LOWS

	HIGH	LOW
Points	146 vs. Portland, 12/2	86 @ Minnesota, 3/7
Field Goals Made	*58 vs. Orlando, 1/11	34 @ Minnesota, 3/7
Field Goals Attempted	118 vs. Orlando, 1/11	76 @ Minnesota, 11/22
Field Goal Percentage	(.598/55-92) vs. Chicago, 2/8	(.343/37-108) @ Washington, 3/28
Three-Pointers Made	8 vs. Portland, 12/2	*0 @ Sacramento, 4/10
Three-Pointers Attempted	18 @ Golden State, 1/8	*4 vs. Seattle, 4/6
Three-Point Percentage	(.833/5-6) @ Houston, 4/19	*1,000/0-6 @ Sacramento, 4/10
Free Throws Made	35 @ New Jersey, 2/17	*6 @ Portland, 1/6
Free Throws Attempted	43 @ New Jersey, 2/17	6 @ Cleveland, 12/20
Free Throw Percentage	*1,000/21-21 @ Houston, 1/22	(.500/14-28) vs. Washington, 11/15
Total Rebounds	64 vs. Orlando, 1/11	27 @ Utah, 1/8
Offensive Rebounds	24 vs. Golden State, 2/19	*5 @ Charlotte, 2/16
Defensive Rebounds	*43 vs. Orlando, 1/11	17 @ Utah, 1/8
Assists	42 @ Portland, 1/16	15 @ Washington, 3/28
Steals	16 vs. Sacramento, 11/8	4 @ Charlotte, 12/9
Turnovers	20 vs. Houston, 3/13	8 vs. Atlanta, 2/4
Blocked Shots	10 vs. San Antonio, 1/20	*0 @ Houston, 1/22
Fouls	33 @ Golden State, 12/13	15 @ Washington, 3/28

OPPONENTS 1989-90 TEAM HIGHS & LOWS

	HIGH	LOW
Points	149 @ Philadelphia, 3/30	73 @ Minnesota, 3/7
Field Goals Made	*55 by Portland, 3/24	28 @ Minnesota, 3/7
Field Goals Attempted	104 by New Jersey, 2/1	74 @ Minnesota, 11/22
Field Goal Percentage	(.632/48-76) by Detroit, 12/12	(.301/28-93) @ Minnesota, 3/7
Three-Pointers Made	8 by Cleveland, 3/1	*0 by Minnesota, 4/22
Three-Pointers Attempted	13 by Cleveland, 3/1	2 by San Antonio, 4/20
Three-Point Percentage	*1,667/4-6 by Portland, 3/24	*1,000/0-6 by Minnesota, 4/22
Free Throws Made	41 by Phoenix, 11/4	9 @ Chicago, 2/8
Free Throws Attempted	52 @ Philadelphia, 3/30	13 @ Chicago, 2/8
Free Throw Percentage	(.962/25-26) @ Boston, 12/8	(.537/22-41) @ Seattle, 4/12
Total Rebounds	61 @ Dallas, 12/30	34 by Dallas, 3/3
Offensive Rebounds	22 @ Minnesota, 3/7	*5 by Charlotte, 1/18
Defensive Rebounds	47 by Phoenix, 1/13	22 by Portland, 12/2
Assists	38 @ Houston, 11/9	10 by Sacramento, 11/8
Steals	13 @ New York, 3/31	2 @ Sacramento, 4/10
Turnovers	29 by Sacramento, 11/8	9 by San Antonio, 4/20
Blocked Shots	13 @ Utah, 11/3	0 by Minnesota, 4/22
Fouls	35 @ Utah, 11/3	14 @ Cleveland, 12/20

* Indicates repeated mark, and is the last time it happened.



1989-90 GAME-BY-GAME RESULTS (43-39)

NO.	DATE	OPP.	W-L	SCORE	HM.	RD.	TOT.	DEN. HIGH SCORER	OPP. HIGH SCORER	ATTEND.
1	11/3	@Utah	L	113-122	0-0	0-1	0-1	Rasmussen-25	Malone-40	12,616
2	11/4	PHOENIX	W	135-132	1-0	0-1	1-1	Adams-39	E.Johnson-36	12,439
3	11/8	SACRAMENTO	W	102-84	2-0	0-1	2-1	English-21	K.Smith-24	6,933
4	11/9	@Houston	W	128-127*	2-0	1-1	3-1	Schayes-21	Olajuwon/Thorpe-33	16,266
5	11/11	@San Antonio	L	108-122	2-0	1-2	3-2	Lever-25	Robinson-28	15,198
6	11/14	@LA Clippers	L	121-129	2-0	1-3	3-3	Lever-25	Grant-27	6,125
7	11/15	WASHINGTON	W	109-98	3-0	1-3	4-3	Adams-30	Williams-29	8,701
8	11/17	@LA Lakers	L	105-119	3-0	1-4	4-4	English-19	Grant-27	17,505
9	11/18	HOUSTON	W	141-111	4-0	1-4	5-4	English-24	Wiggins-34	13,534
10	11/21	DALLAS	W	111-95	5-0	1-4	6-4	English-18	Blackman-21	8,570
11	11/22	@Minnesota	W	96-93	5-0	2-4	7-4	Davis-28	Campbell-21	22,022
12	11/24	SEATTLE	W	122-109	6-0	2-4	8-4	Lever-24	Barros-18	13,061
13	11/28	GOLDEN STATE	W	141-120	7-0	2-4	9-4	Davis-26	Richmond-27	8,392
14	11/30	MILWAUKEE	W	103-102	8-0	2-4	10-4	Davis-24	Humphries-25	8,727
15	12/2	PORTLAND	W	146-113	9-0	2-4	11-4	English-24	Drexler-24	17,022\$
16	12/5	@Chicago	L	99-119	9-0	2-5	11-5	Adams-19	Jordan-35	18,040
17	12/8	@Indiana	L	117-136	9-0	2-6	11-6	Lever-24	Smits-32	9,352
18	12/8	@Boston	W	103-102	9-0	3-6	12-6	English/Adams-20	Parish-38	14,890
19	12/9	@Charlotte	W	106-93	9-0	4-6	13-6	English-25	Trippuca-23	23,901
20	12/12	DETROIT	L	108-121	9-1	4-6	13-7	Davis-27	Aguirre-29	17,022\$
21	12/13	@Golden State	L	114-134	9-1	4-7	13-8	Davis-20	Mullin-33	15,025
22	12/15	SACRAMENTO	W	121-112	10-1	4-7	14-8	Davis-35	McCray/Ainge-24	9,112
23	12/16	@LA Clippers	L	108-114	10-1	4-8	14-9	Adams-24	Harper-39	10,024
24	12/20	@Cleveland	W	104-89	10-1	5-8	15-9	English-22	Ehlo-16	15,379
25	12/22	@Orlando	W	137-125	10-1	6-9	16-9	English-25	Anderson-34	15,077
26	12/23	@Miami	W	135-104	10-1	7-8	17-9	Adams-21	Sundvold-15	15,008
27	12/26	PHILADELPHIA	W	114-111	11-1	7-8	18-9	Davis-24	Barkley-32	15,852
28	12/28	MIAMI	W	132-107	12-1	7-8	19-9	English-20	Cummings/Long-14	11,501
29	12/30	@Dallas	L	109-116*	12-1	7-9	19-10	Lever-26	Blackman-29	17,007
30	1/3	@LA Lakers	L	98-114	12-1	7-10	19-11	Davis-22	Johnson-27	17,505
31	1/4	@Sacramento	W	112-98	12-1	8-10	20-11	Davis-27	Tisdale-29	17,014
32	1/6	UTAH	L	120-123*	12-2	8-10	20-12	Davis-36	Malone-48	16,827
33	1/8	@Golden State	L	122-138	12-2	8-11	20-13	English-22	Richmond-32	15,852
34	1/10	@Utah	L	99-130	12-2	8-12	20-14	Rasmussen-20	Malone-31	12,616
35	1/11	ORLANDO	W	141-105	13-2	8-12	21-14	Lever-27	Smith-14	8,763
36	1/13	PHOENIX	L	111-119	13-3	8-12	21-15	Rasmussen/Hantzi-19	K.Johnson-38	14,070
37	1/15	DALLAS	W	101-90	14-3	8-12	22-15	English-29	Harper-26	9,256
38	1/16	@Portland	L	115-120	14-3	8-13	22-16	Lever-22	Williams-24	12,888
39	1/18	CHARLOTTE	L	108-110	14-4	8-13	22-17	English-28	Trippuca-28	7,965
40	1/20	SAN ANTONIO	W	126-99	15-4	8-13	23-17	Lever-23	Robinson-24	15,817
41	1/22	@Houston	L	104-116	15-4	8-14	23-18	Lever-24	Olajuwon-24	14,890
42	1/27	NEW YORK	L	96-110	15-5	8-14	23-19	Adams-21	Ewing-26	17,022\$
43	2/1	NEW JERSEY	W	123-112	16-5	8-14	24-19	English-26	Blaylock-24	6,880
44	2/4	ATLANTA	W	125-113	17-5	8-14	25-19	Adams-27	Wilkins-35	14,530
45	2/6	INDIANA	L	130-138*	17-6	8-14	25-20	Schayes-28	Smits-34	12,871
46	2/8	CHICAGO	W	123-98	18-6	8-14	26-20	English-24	Grant-16	17,022\$
47	2/13	@Detroit	L	96-106	18-6	8-15	26-21	Adams-19	Thomas-17	21,454
48	2/14	@Milwaukee	L	117-127	18-6	8-16	26-22	Rasmussen-24	Anderson-24	13,829
49	2/16	@Charlotte	W	107-113	18-6	8-17	26-23	Lever-26	Gilliam/R.Reid-19	23,901
50	2/17	@New Jersey	W	126-117	18-6	9-17	27-23	English-38	Short-29	11,233
51	2/19	GOLDEN STATE	W	114-109	19-6	9-17	28-23	Lever-29	Richmond-24	8,213
52	2/21	LA LAKERS	L	111-113	19-7	9-17	28-24	Lever-25	Scott-24	17,022\$
53	2/23	LA CLIPPERS	W	121-113	20-7	9-17	29-24	English-27	Manning/Smith-28	13,630
54	2/25	BOSTON	W	107-115	20-8	9-17	29-25	English-26	Bird-25	17,022\$
55	2/27	@Phoenix	L	101-120	20-8	9-18	29-26	English-19	K.Johnson-28	14,487
56	3/1	CLEVELAND	W	131-125	21-8	9-18	30-26	English-26	Pric-31	11,816
57	3/3	DALLAS	W	106-89	22-8	9-18	31-26	English-24	Perkins-16	12,207
58	3/6	CHARLOTTE	W	122-96	23-8	9-18	32-26	Schayes-23	Chapman-27	7,712
59	3/7	@Minnesota	W	86-73	23-8	10-18	33-26	Schayes-24	Richardson-19	18,947
60	3/10	@San Antonio	L	111-118	23-8	10-19	33-27	Davis-21	Robinson-26	15,910
61	3/11	UTAH	L	109-110	23-9	10-19	33-28	Adams-25	Malone-35	14,050
62	3/13	HOUSTON	W	117-114	24-9	10-19	34-28	Adams-25	Maxwell-32	12,727
63	3/14	@Phoenix	L	108-138	24-9	10-20	34-29	Adams/Davis-16	Chambers-31	14,487
64	3/16	@Dallas	L	97-104	24-9	10-21	34-30	Davis-24	Harper-26	17,007
65	3/18	MINNESOTA	W	103-98	25-9	10-21	35-30	English-29	Campbell-22	11,864
66	3/20	LA CLIPPERS	W	119-112	26-9	10-21	36-30	English-28	Manning-25	9,652
67	3/22	@Seattle	L	118-125	26-9	10-22	36-31	Lever-23	McDaniel-24	9,830
68	3/24	PORTLAND	L	126-140	26-10	10-22	36-32	English-31	Drexler-28	16,174
69	3/26	@Atlanta	L	102-113	26-10	10-23	36-33	Carroll-18	Wilkins-36	13,054
70	3/28	@Washington	L	99-113	26-10	10-24	36-34	English-16	King/Malone-26	9,411
71	3/30	@Philadelphia	L	131-149	26-10	10-25	36-35	English-21	Barkley-38	17,803
72	3/31	@New York	W	118-115	26-10	11-25	37-35	English-26	Ewing-37	18,146
73	4/4	CHARLOTTE	L	112-116	26-11	11-25	37-36	English-29	Trippuca-23	10,867
74	4/6	SEATTLE	W	119-103	27-11	11-25	38-36	English-25	Threatt-22	16,212
75	4/8	LA LAKERS	L	109-116	27-12	11-25	38-37	Lever-31	Worthy-28	17,022\$
76	4/10	@Sacramento	W	121-113	27-12	12-25	39-37	Rasmussen-26	Ainge-22	17,014
77	4/12	@Seattle	L	103-113	27-12	12-26	39-38	Adams-16	McDaniel-26	10,617
78	4/14	@Portland	W	136-127	27-12	13-26	40-38	Adams-31	Duckworth-22	12,888
79	4/17	@Minnesota	W	99-89	27-12	14-26	41-38	Adams-22	Corbin-25	49,551
80	4/19	@Houston	W	130-127*	27-12	15-26	42-38	Lever-22	Olajuwon-52	16,001
81	4/20	SAN ANTONIO	L	108-112	27-13	15-26	42-39	Davis-25	Robinson-26	17,022\$
82	4/22	MINNESOTA	W	115-108	28-13	15-26	43-39	Adams-32	Mitchell-27	14,303

* Denotes number of overtime periods

\$ McNichols Arena sellout





1990-91 SEASON

1990-91 ROSTER

NO.	PLAYER	POS	HT	WT	COLLEGE/YR	EXP
3	Mahmoud Abdul-Rauf	G	6-1	170	LSU '92	R
14	Michael Adams	G	5-10	165	Boston College '85	5
45	Anthony Cook	F	6-9	215	Arizona '89	R
6	Walter Davis	G	6-6	200	North Carolina '77	13
23	T.R. Dunn	G	6-4	192	Alabama '77	13
22	Jim Farmer	G	6-4	203	Alabama '87	3
24	Bill Hanzlik	F	6-7	200	Notre Dame '80	10
35	Jerome Lane	F	6-6	232	Pittsburgh '89	2
11	Clifford Lett	G	6-3	170	Florida '89	1
30	Marcus Liberty	F	6-8	205	Illinois '91	R
21	Todd Lichti	G	6-4	205	Stanford '89	1
5	Terry Mills	F/C	6-10	230	Michigan '90	R
41	Blair Rasmussen	C	7-0	260	Oregon '85	5
32	Stephen Thompson	G	6-2	180	Syracuse '90	R
0	Orlando Woolridge	F	6-9	215	Notre Dame '81	9

Head Coach: Paul Westhead (St. Joseph's '61)

Assistant Coaches: Jim Boyle (St. Joseph's '64), Mike Evans (Kansas State '78)

Trainer: Bob "Chopper" Travaglini

NUGGETS 1990-91 TEAM HIGHS & LOWS

	HIGH	LOW
Points	158 vs. Golden State, 11/2	92 vs. Indiana, 3/17
Field Goals Made	63 @ San Antonio, 11/7	38 vs. Detroit, 3/25
Field Goals Attempted	130 vs. Golden State, 11/2	86 vs. Charlotte, 1/16
Field Goal Percentage	(.573/63-110) @ San Antonio, 11/7	(.325/41-126) vs. Philadelphia, 1/5
Three-Pointers Made	11 @ LA Clippers, 4/12	0 vs. LA Lakers, 11/17
Three-Pointers Attempted	26 @ LA Clippers, 4/12	1 vs. LA Lakers, 11/17
Three-Point Percentage	(.625/10-16) @ Sacramento, 12/26	(.000/0-1) vs. LA Lakers, 11/17
Free Throws Made	45 vs. Sacramento, 11/29	4 @ Phoenix, 2/5
Free Throws Attempted	55 @ Golden State, 11/2	10 @ Phoenix, 2/5
Free Throw Percentage	(.952/20-21) @ Chicago, 3/18	(.391/9-23) vs. Minnesota, 3/14
Total Rebounds	73 vs. Philadelphia, 1/5	*32 @ LA Lakers, 11/23
Offensive Rebounds	33 vs. Philadelphia, 1/5	8 @ Detroit, 1/2
Defensive Rebounds	40 vs. Philadelphia, 1/5	19 @ LA Lakers, 11/23
Assists	*40 vs. Chicago, 11/24	12 vs. Indiana, 3/17
Steals	19 vs. Phoenix, 12/15	3 @ New Jersey, 2/15
Turnovers	28 @ Sacramento, 4/18	6 @ Dallas, 4/2
Blocked Shots	14 vs. LA Clippers, 12/1	0 @ Detroit, 1/2
Fouls	40 @ Golden State, 1/8	18 vs. Chicago, 11/24

OPPONENTS 1990-91 TEAM HIGHS & LOWS

	HIGH	LOW
Points	173 @ Phoenix, 11/10	104 by Charlotte, 1/16
Field Goals Made	67 @ Phoenix, 11/10	31 by Orlando, 3/2
Field Goals Attempted	113 by Orlando, 11/27	78 by Detroit, 3/25
Field Goal Percentage	(.653/62-95) by Phoenix, 4/16	(.341/31-91) by Orlando, 3/2
Three-Pointers Made	12 by Houston, 4/5	*0 @ Utah, 4/13
Three-Pointers Attempted	19 by Houston, 4/5	*0 by Seattle, 4/7
Three-Point Percentage	(.667/6-9) by Utah, 3/3	*(.000/0-3) @ Utah, 4/13
Free Throws Made	49 @ Golden State, 3/21	14 by Orlando, 11/27
Free Throws Attempted	60 @ Golden State, 3/21	*24 @ Sacramento, 4/18
Free Throw Percentage	(.938/30-32) @ Atlanta, 3/5	(.583/14-24) by Orlando, 11/27
Total Rebounds	71 @ Indiana, 3/7	32 by Sacramento, 3/29
Offensive Rebounds	27 by Orlando, 11/27	4 by Sacramento, 3/29
Defensive Rebounds	52 @ San Antonio, 12/19	25 by Minnesota, 11/15
Assists	50 @ Phoenix, 11/10	12 by Golden state, 2/23
Steals	19 @ Phoenix, 11/10	1 @ Orlando, 3/8
Turnovers	*28 vs. Phoenix, 12/15	11 by Minnesota, 3/14
Blocked Shots	16 @ San Antonio, 12/19	1 by Houston, 2/26
Fouls	38 by Golden State, 11/2	*13 @ LA Lakers, 2/28

* Indicates repeated mark, and is the last time it happened.



1990-91 GAME-BY-GAME RESULTS (20-62)

NO.	DATE	OPP.	W-L	SCORE	HM.	RD.	TOT.	DEN. HIGH SCORER	OPP. HIGH SCORER	ATTEND.
1	11/2	GOLDEN STATE	L	158-162	0-1	0-0	0-1	Woolridge-37	Mullin-38	9,838
2	11/3	@Dallas	L	110-140	0-1	0-1	0-2	Woolridge-21	Tarpley-25	17,007
3	11/6	@Houston	L	135-145	0-1	0-2	0-3	Lichti-27	K. Smith-35	14,002
4	11/7	@San Antonio	L	153-161	0-1	0-3	0-4	Woolridge-37	Robinson-43	15,908
5	11/8	SEATTLE	L	129-135	0-2	0-3	0-5	Davis-41	McDaniel-27	10,571
6	11/10	@Phoenix	L	143-173	0-2	0-4	0-6	Woolridge-40	Ceballos-32	14,487
7	11/13	@Portland	L	129-155	0-2	0-5	0-7	Woolridge-30	Drexler-39	12,888
8	11/15	MINNESOTA	W	121-108	1-2	0-5	1-7	Woolridge-25	Corbin/Campbell-24	6,683
9	11/17	PORTLAND	L	112-143	1-3	0-5	1-8	Davis-27	Drexler-31	12,356
10	11/19	LA LAKERS	L	105-122	1-4	0-5	1-9	Woolridge-30	Worthy-25	11,549
11	11/21	@LA Lakers	L	121-141	1-4	0-6	1-10	Woolridge-28	Worthy-29	15,941
12	11/24	CHICAGO	L	145-151	1-5	0-6	1-11	Woolridge-29	Jordan-38	17,022\$
13	11/27	ORLANDO	W	124-113	2-5	0-6	2-11	Woolridge-29	Cattedge-30	6,184
14	11/29	SACRAMENTO	W	136-128	3-5	0-6	3-11	Woolridge-32	Tisdale-33	6,379
15	12/1	LA CLIPPERS	L	121-137	3-6	0-6	3-12	Woolridge-28	Smith-52	10,036
16	12/4	@Cleveland	L	117-121	3-6	0-7	3-13	Woolridge-31	Daugherty-31	13,116
17	12/5	@Boston	L	140-148	3-6	0-8	3-14	Adams-31	Bird-43	14,890
18	12/7	@Philadelphia	L	126-135	3-6	0-9	3-15	Woolridge-36	Barkley-40	15,325
19	12/8	@Charlotte	W	126-119	3-6	1-9	4-15	Woolridge-33	Chapman-36	23,901
20	12/11	WASHINGTON	W	128-125	4-6	1-9	5-15	Woolridge-33	King-34	8,291
21	12/13	@Utah	L	126-141	4-6	1-10	5-16	Woolridge-29	K. Malone-39	12,616
22	12/15	PHOENIX	L	134-142	4-7	1-10	5-17	Adams-23	Chambers/Hornacek-28	13,696
23	12/19	@San Antonio	L	109-144	4-7	1-11	5-18	Abdul-Rauf-27	Elliott-18	15,908
24	12/22	DALLAS	L	110-119	4-8	1-11	5-19	Adams-27	Blackman-31	8,555
25	12/23	@Portland	L	101-132	4-8	1-12	5-20	Adams/Abdul-Rauf-18	Kersey-23	12,864
26	12/26	@Sacramento	W	128-112	4-8	2-12	6-20	Adams-44	Mays-36	17,014
27	12/27	MIAMI	L	114-124	4-9	2-12	6-21	Adams-23	Douglas-42	8,878
28	12/29	@Washington	L	133-161	4-9	2-13	6-22	Adams/Abdul-Rauf-32	King-52	18,756
29	12/30	@Orlando	L	116-155	4-9	2-14	6-23	Adams-26	Reynolds-27	15,077
30	1/2	@Detroit	L	107-118	4-9	2-15	6-24	Davis-23	Robman-34	21,454
31	1/3	@New York	L	108-135	4-9	2-16	6-25	Adams-22	Wilkins-25	15,440
32	1/5	PHILADELPHIA	L	104-120	4-10	2-16	6-26	Davis-24	Barkley-41	14,742
33	1/8	@Golden State	L	125-147	4-10	2-17	6-27	Lane-22	Hardaway-34	15,035
34	1/10	HOUSTON	L	133-156	4-11	2-17	6-28	Adams-39	Maxwell-26	7,087
35	1/12	CLEVELAND	W	128-120	5-11	2-17	7-28	Adams-28	Daugherty-38	10,327
36	1/15	@Seattle	L	99-146	5-11	2-18	7-29	Williams-16	Ellis/Barros-22	9,618
37	1/16	CHARLOTTE	W	111-104	6-11	2-18	8-29	Davis-31	Chapman-23	11,275
38	1/19	SAN ANTONIO	L	108-117	6-12	2-18	8-30	Adams-27	Robinson-28	13,851
39	1/21	MINNESOTA	W	115-110	7-12	2-18	9-30	Adams-24	Mitchell-25	7,292
40	1/24	NEW YORK	W	120-117	8-12	2-18	10-30	Adams-31	Ewing-30	10,144
41	1/26	UTAH	W	120-115	9-12	2-18	11-30	Adams-37	Malone-36	10,935
42	1/29	@Milwaukee	W	126-122	9-12	3-18	12-30	Adams-41	Pierce-28	15,993
43	1/31	NEW JERSEY	W	123-119	10-12	3-18	13-30	Adams-45	Theus-28	9,087
44	2/2	ATLANTA	W	126-125	11-12	3-18	14-30	Adams-31	Wilkins-34	14,683
45	2/5	@Phoenix	L	103-126	11-12	3-19	14-31	Rasmussen/Abdul-Rauf-16	Johnson-21	14,487
46	2/12	@Orlando	L	122-129	11-12	3-20	14-32	Abdul-Rauf-35	Skiles-33	15,077
47	2/14	@Miami	L	112-141	11-12	3-21	14-33	Woolridge-20	Kessler/Edwards-21	15,008
48	2/15	@New Jersey	L	110-138	11-12	3-22	14-34	Woolridge-34	Coleman-42	11,335
49	2/17	BOSTON	L	108-126	11-13	3-22	14-35	Woolridge-23	Bird-24	17,022\$
50	2/18	@Minnesota	L	114-128	11-13	3-23	14-36	Woolridge/Abdul-Rauf-30	Campbell-25	19,006
51	2/21	PORTLAND	L	111-122	11-14	3-23	14-37	Woolridge-20	Duckworth-25	9,757
52	2/23	GOLDEN STATE	W	150-145	12-14	3-23	15-37	Adams-41	Mullin-37	14,519
53	2/24	@LA Clippers	L	112-129	12-14	3-24	15-38	Adams-29	Harper-22	13,280
54	2/26	HOUSTON	L	99-129	12-15	3-24	15-39	Woolridge-30	Floyd-40	7,969
55	2/28	LA LAKERS	L	108-121	12-16	3-24	15-40	Adams-31	Teagle-23	13,962
56	3/2	ORLANDO	W	126-111	13-16	3-24	16-40	Adams-37	Skiles-24	7,519
57	3/5	@Atlanta	L	127-139	13-16	3-25	16-41	Woolridge-32	Webb-32	13,500
58	3/7	@Indiana	L	125-145	13-16	3-26	16-42	Liberty/Rasmussen-18	Miller-33	9,588
59	3/8	@Orlando	L	113-129	13-16	3-27	16-43	Adams-27	Scott-40	15,077
60	3/10	DALLAS	W	124-110	14-16	3-27	17-43	Adams/Woolridge-31	Williams-25	11,520
61	3/12	LA CLIPPERS	L	123-126*	14-17	3-27	17-44	Adams-38	Manning-26	7,424
62	3/14	MINNESOTA	W	112-105	15-17	3-27	18-44	Adams-27	Campbell-32	7,308
63	3/15	@LA Lakers	L	117-127	15-17	3-28	18-45	Woolridge-28	Worthy-35	17,505
64	3/17	INDIANA	L	92-130	15-18	3-28	18-46	Adams-21	Person-20	10,027
65	3/18	@Chicago	L	108-121	15-18	3-29	18-47	Woolridge-21	Jordan-31	18,163
66	3/20	UTAH	L	98-106	15-19	3-29	18-48	Adams-30	K. Malone-31	10,631
67	3/21	@Golden State	L	116-136	15-19	3-30	18-49	Adams-23	Richmond-30	15,025
68	3/23	MILWAUKEE	L	106-140*	15-20	3-30	18-50	Adams-54	Ellis-25	10,750
69	3/25	DETROIT	L	94-119	15-21	3-30	18-51	Adams-19	Edwards-32	13,553
70	3/29	SACRAMENTO	W	140-122	16-21	3-30	19-51	Adams-37	Sparrow-24	9,554
71	3/30	@San Antonio	L	116-130	16-21	3-31	19-52	Woolridge/Farmer-17	Robinson-30	15,908
72	4/2	@Dallas	L	126-133	16-21	3-32	19-53	Harper-24	Harper-24	16,105
73	4/4	@Minnesota	L	122-134	16-21	3-33	19-54	Adams-34	Corbin-26	19,006
74	4/5	HOUSTON	L	120-126	16-22	3-33	19-55	Adams-41	Maxwell-45	12,434
75	4/7	SEATTLE	L	117-124	16-23	3-33	19-56	Adams-37	Johnson-31	13,719
76	4/8	@Seattle	L	112-119	16-23	3-34	19-57	Woolridge-27	Thurs w/19	12,811
77	4/12	@LA Clippers	L	130-146	16-23	3-35	19-58	Adams-35	Polynice-30	13,455
78	4/13	@Utah	L	110-121	16-23	3-36	19-59	Woolridge-20	K. Malone-41	12,616
79	4/16	PHOENIX	L	118-153	16-24	3-36	19-60	Adams-23	Ceballos-34	8,288
80	4/18	@Sacramento	L	104-123	16-24	3-37	19-61	Williams-23	Simmons-26	17,014
81	4/19	SAN ANTONIO	W	125-122	17-24	3-37	20-61	Adams-30	Robinson-27	12,596
82	4/21	@Houston	L	125-131	17-24	3-38	20-62	Woolridge-30	Olajuwon-26	16,611

* Denotes number of overtime periods

\$ McNichols Arena sellout





1991-92 SEASON

SEASON BY SEASON

1991-92 ROSTER

NO.	PLAYER	POS	HT	WT	COLLEGE/YR	EXP
3	Mahmoud Abdul-Rauf	G	6-1	170	LSU '92	1
33	Greg Anderson	F/C	6-10	230	Houston '87	4
43	Kevin Brooks	F	6-8	200	SW Louisiana '91	R
00	Anthony Cook	F/C	6-9	215	Arizona '89	1
11	Winston Garland	G	6-2	175	SW Missouri St. '87	4
10	Scott Hastings	F/C	6-11	245	Arkansas '82	9
35	Jerome Lane	F	6-6	232	Pittsburgh '89	3
30	Marcus Liberty	F	6-8	205	Illinois '91	1
21	Todd Lichti	G	6-4	205	Stanford '89	2
12	Mark Macon	G	6-5	185	Temple '91	R
55	Dikembe Mutombo	C	7-2	245	Georgetown '91	R
34	Reggie Williams	F/G	6-7	195	Georgetown '87	4
42	Joe Wolf	F/C	6-11	230	North Carolina '87	4

Head Coach: Paul Westhead (St. Joseph's '61)

Assistant Coaches: Jim Boyle (St. Joseph's '64), Mike Evans (Kansas State '78),

..... Judas Prada (Linfield '79)

Trainer: Jim Gillen (Ft. Hays State '74)

NUGGETS 1991-92 TEAM HIGHS & LOWS

	HIGH	LOW
Points	123 vs. Phoenix, 12/18	*81 vs. Houston, 2/28
Field Goals Made	50 vs. Sacramento, 3/17	31 vs. Orlando, 1/4
Field Goals Attempted	106 vs. Cleveland, 2/12	*74 vs. San Antonio, 1/11
Field Goal Percentage	(.568/46-81) vs. Portland, 11/16	(.327/32-98) @ New Jersey, 12/12
Three-Pointers Made	6 vs. Miami, 2/26	*0 @ Orlando, 3/10
Three-Pointers Attempted	*12 vs. Portland, 3/4	0 @ New Jersey, 11/30
Three-Point Percentage	(.625/5-8) @ Dallas, 1/16	*(.000/0-3) @ Orlando, 3/10
Free Throws Made	31 vs. Orlando, 1/4	6 @ LA Lakers, 1/10
Free Throws Attempted	44 vs. Orlando, 1/4	*11 vs. San Antonio, 4/5
Free Throw Percentage	(.938/15-16) @ Indiana, 2/2	(.467/7-15) @ Cleveland, 3/15
Total Rebounds	60 vs. Philadelphia, 12/30	26 vs. Indiana, 2/2
Offensive Rebounds	29 @ Minnesota, 2/3	*7 vs. San Antonio, 4/5
Defensive Rebounds	41 vs. Dallas, 2/14	18 @ Seattle, 12/19
Assists	28 vs. Minnesota, 3/31	8 vs. Dallas, 11/19
Steals	16 @ Houston, 4/2	3 @ Phoenix, 11/20
Turnovers	30 @ LA Clippers, 11/8	8 vs. Orlando, 1/4
Blocked Shots	*14 vs. Utah, 3/8	0 @ New York, 2/22
Fouls	36 @ Portland, 2/11	16 vs. San Antonio, 4/5

OPPONENTS 1991-92 TEAM HIGHS & LOWS

	HIGH	LOW
Points	137 @ Houston, 4/2	77 by Minnesota, 11/7
Field Goals Made	56 @ Boston, 12/9	*27 by Seattle, 11/29
Field Goals Attempted	104 @ New Jersey, 12/12	*70 by Indiana, 2/2
Field Goal Percentage	(.615/48-78) @ LA Clippers, 4/11	(.345/29-94) @ Philadelphia, 12/11
Three-Pointers Made	7 @ Indiana, 12/14	*0 by LA Lakers, 4/15
Three-Pointers Attempted	*13 @ Indiana, 12/14	0 @ San Antonio, 2/29
Three-Point Percentage	(.800/4-5) @ Minnesota, 2/3	*(.000/0-2) by LA Lakers, 4/15
Free Throws Made	40 @ Phoenix, 11/20	9 @ New Jersey, 12/12
Free Throws Attempted	52 @ Portland, 2/11	12 @ New York, 2/22
Free Throw Percentage	(1.000/27-27) by LA Lakers, 1/30	(.548/17-31) by New Jersey, 11/30
Total Rebounds	57 @ New Jersey, 12/12	27 by Indiana, 2/2
Offensive Rebounds	24 @ Seattle, 12/19	4 by LA Lakers, 1/30
Defensive Rebounds	*42 @ Utah, 11/22	*21 by LA Lakers, 4/15
Assists	38 @ LA Clippers, 4/11	8 by Houston, 11/2
Steals	21 @ LA Clippers, 11/8	2 @ Minnesota, 2/3
Turnovers	28 @ Orlando, 3/10	8 by Dallas, 11/19
Blocked Shots	22 @ New Jersey, 12/12	*2 @ Portland, 11/12
Fouls	*32 by Orlando, 1/4	14 @ Chicago, 3/24

* Indicates repeated mark, and is the last time it happened.



1991-92 GAME-BY-GAME RESULTS (24-58)

NO.	DATE	OPP.	W-L	SCORE	HM.	RD.	TOT.	DEN. HIGH SCORER	OPP. HIGH SCORER	ATTEND.
1	11/1	GOLDEN STATE	L	105-108	0-1	0-0	0-1	Anderson-22	Hardaway-25	11,713
2	11/2	HOUSTON	W	109-101*	1-1	0-0	1-1	Mutombo-27	Maxwell-35	7,692
3	11/5	SAN ANTONIO	W	97-96	2-1	0-0	2-1	Williams-24	Carr-30	13,976
4	11/7	MINNESOTA	W	88-77	3-1	0-0	3-1	Macon-18	Campbell-18	9,837
5	11/8	@LA Clippers	L	82-106	3-1	0-1	3-2	Williams-21	Norman-18	8,957
6	11/12	@Portland	L	82-120	3-1	0-2	3-3	Mutombo-16	Porter-15	12,888
7	11/16	PORTLAND	W	121-111	4-1	0-2	4-3	Williams-31	Porter-21	13,448
8	11/19	DALLAS	L	93-86	4-2	0-2	4-4	Williams-18	Blackman-19	7,382
9	11/20	@Phoenix	L	97-113	4-2	0-3	4-5	Mutombo-21	Johnson-25	14,496
10	11/22	@Utah	L	96-121	4-2	0-4	4-6	Mutombo-28	J. Malone-31	18,700
11	11/23	CHICAGO	L	100-107	4-3	0-4	4-7	Mutombo-22	Jordan-37	17,022\$
12	11/26	CHARLOTTE	W	103-97	5-3	0-4	5-7	Williams-22	Johnson-25	8,721
13	11/27	@Minnesota	L	92-101	5-3	0-5	5-8	Mutombo-23	Glass/Mitchell-22	19,006
14	11/29	SEATTLE	W	101-90	6-3	0-5	6-8	Williams-29	Johnson-20	10,613
15	11/30	NEW JERSEY	W	107-97	7-3	0-5	7-8	Abdul-Rauf-24	Millis-19	9,597
16	12/3	@Houston	W	110-100	7-3	1-5	8-8	Williams-26	Maxwell/K. Smith-20	13,023
17	12/6	LA CLIPPERS	L	100-102*	7-4	1-5	8-9	Williams-24	Grant-20	10,697
18	12/9	@Boston	L	94-132	7-4	1-6	8-10	Mutombo-21	Lewis-31	14,890
19	12/11	@Philadelphia	W	98-88	7-4	2-6	9-10	Williams-21	Hawkins-24	12,231
20	12/12	@New Jersey	L	81-121	7-4	2-7	9-11	Williams-16	Petrovic-18	7,520
21	12/14	@Indiana	L	108-129	7-4	2-8	9-12	Mutombo-26	Miller-37	10,531
22	12/16	@Detroit	L	89-103	7-4	2-9	9-13	Mutombo-22	Dumars-27	21,454
23	12/18	PHOENIX	W	123-109	8-4	2-9	10-13	Mutombo-27	Homacek-28	9,802
24	12/19	@Seattle	L	106-119	8-4	2-10	10-14	Liberty-18	Pierce-22	10,663
25	12/21	WASHINGTON	L	102-117	9-5	2-10	10-15	Davis-20	Ellison-26	12,659
26	12/26	GOLDEN STATE	L	100-110	8-6	2-10	10-16	Anderson-18	Mullin-31	17,022\$
27	12/28	BOSTON	W	97-90	9-6	2-10	11-16	Macon-21	Lewis-27	17,022\$
28	12/30	PHILADELPHIA	W	109-93	10-6	2-10	12-16	Mutombo-26	Barkley-25	17,022\$
29	1/2	@Golden State	L	111-125	10-6	2-11	12-17	Mutombo-29	Hardaway-27	15,025
30	1/4	ORLANDO	W	93-91	11-6	2-11	13-17	Anderson-21	Reynolds-21	11,354
31	1/7	SEATTLE	L	99-106	11-7	2-11	13-18	Mutombo-27	Pierce-28	8,877
32	1/8	@Phoenix	L	114-135	11-7	2-12	13-19	Mutombo-24	Homacek-24	14,496
33	1/10	@LA Lakers	L	88-102	11-7	2-13	13-20	Williams-23	Worthy-26	17,000
34	1/11	SAN ANTONIO	L	85-96	11-8	2-13	13-21	Williams-18	Strickland-22	17,022\$
35	1/13	SACRAMENTO	W	111-109	12-8	2-13	14-21	Williams-26	Simmons-31	13,536
36	1/14	@Houston	L	94-111	12-8	2-14	14-22	Anderson/Abdul-Rauf-20	Olajuwon-25	13,789
37	1/16	@Dallas	W	101-90	12-8	3-14	15-22	Garland-25	Harper-24	15,506
38	1/19	ATLANTA	L	93-119	12-9	3-14	15-23	Mutombo-23	Willis-25	15,412
39	1/21	@Sacramento	L	85-94	12-9	3-15	15-24	Mutombo-17	Simmons/Webb-18	17,014
40	1/23	UTAH	W	115-111	13-9	3-15	16-24	Anderson-23	K. Malone-38	14,399
41	1/25	MILWAUKEE	W	107-100*	14-9	3-15	17-24	Anderson-23	Malone-21	13,965
42	1/30	LA LAKERS	L	95-106	14-10	3-15	17-25	Williams-24	Scott-29	14,707
43	1/31	@Golden State	L	103-124	14-10	3-16	17-26	Liberty-22	Mullin-26	15,025
44	2/2	INDIANA	L	122-128	14-11	3-16	17-27	Williams-27	Person-27	11,491
45	2/3	@Minnesota	L	99-114	14-11	3-17	17-28	Mutombo-39	Campbell-30	18,434
46	2/6	@Milwaukee	L	97-106	14-11	3-18	17-29	Mutombo-27	Ellis-25	15,527
47	2/11	@Portland	L	112-121	14-11	3-18	17-30	Williams-19	Drexler-28	12,888
48	2/12	CLEVELAND	W	108-102	15-11	3-19	18-30	Williams-24	Ehlo-25	12,392
49	2/14	DALLAS	W	105-85	16-11	3-19	19-30	Williams-22	Harper-20	12,223
50	2/15	@Utah	L	93-106	16-11	3-20	19-31	Williams-21	J. Malone-24	19,911
51	2/19	@Charlotte	L	104-106	16-11	3-21	19-32	Williams-31	Johnson-34	23,699
52	2/21	@Washington	W	106-99	16-11	4-21	20-32	Williams-20	Ellison-30	18,756
53	2/22	@New York	L	87-98	16-11	4-22	20-33	Mutombo-17	Ewing-26	19,763
54	2/24	@Atlanta	L	95-117	16-11	4-23	20-34	Liberty-21	Willis-21	9,673
55	2/26	MIAMI	L	98-105	16-12	4-23	20-35	Abdul-Rauf-23	Rice-38	8,944
56	2/28	HOUSTON	L	81-94	16-13	4-23	20-36	Williams-20	K. Smith-25	16,206
57	2/29	@San Antonio	L	112-115	16-13	4-24	20-37	Anderson-22	Robinson-34	16,057
58	3/3	@Seattle	L	99-111	16-13	4-25	20-38	Williams-21	Kemp-21	9,865
59	3/4	PORTLAND	L	100-129	16-14	4-25	20-39	Liberty-22	Ainge-23	13,704
60	3/6	DETROIT	L	91-106	16-15	4-25	20-40	Anderson-26	Dumars-30	17,022\$
61	3/8	UTAH	L	88-112	16-16	4-25	20-41	Licht/Macon-16	K. Malone-23	10,251
62	3/10	@Orlando	W	89-82	16-16	5-25	21-41	Williams-20	Bowie-24	15,151
63	3/13	@Miami	L	109-113	16-16	5-26	21-42	Liberty-17	Rice-29	15,008
64	3/15	@Cleveland	L	91-100	16-16	5-27	21-43	Garland-26	Priest-29	16,549
65	3/17	SACRAMENTO	W	118-100	17-16	5-27	22-43	Williams-27	Richmond-24	13,439
66	3/19	@Utah	L	100-115	17-16	5-28	22-44	Liberty-23	K. Malone-31	19,911
67	3/21	LA CLIPPERS	L	87-114	17-17	5-28	22-45	Davis-17	Manning-18	15,581
68	3/23	@Minnesota	W	100-95	17-17	6-28	23-45	Williams-19	West-20	19,006
69	3/24	@Chicago	L	103-116	17-17	6-29	23-46	Williams-32	Jordan-50	18,382
70	3/26	NEW YORK	L	104-106	17-18	6-29	23-47	Williams-27	Jackson-25	16,202
71	3/28	PHOENIX	L	101-121	17-19	6-29	23-48	Liberty-18	Homacek-25	17,022\$
72	3/29	@Dallas	L	98-105	17-19	6-30	23-49	Liberty/Macon-19	Blackman-22	16,203
73	3/31	MINNESOTA	L	114-121*	17-20	6-30	23-50	Williams-23	Richardson-27	12,335
74	4/2	@Houston	L	114-137	17-20	6-31	23-51	Liberty-23	Olajuwon/Floyd-14	13,651
75	4/5	SAN ANTONIO	L	87-90	17-21	6-31	23-52	Williams-25	Cummings-24	13,317
76	4/7	UTAH	L	101-124	17-22	6-31	23-53	Williams-20	K. Malone-24	13,537
77	4/9	@Sacramento	L	107-124	17-22	6-32	23-54	Liberty-25	Simmons-32	17,014
78	4/11	@LA Clippers	L	88-122	17-22	6-33	23-55	Liberty-19	Smith-29	15,800
79	4/13	@LA Lakers	L	93-100	17-22	6-34	23-56	Liberty-24	Teagle-27	17,137
80	4/15	LA LAKERS	W	110-107	18-22	6-34	24-56	Anderson-30	Divac-23	14,019
81	4/17	@San Antonio	L	94-108	18-22	6-35	24-57	Davis-20	Cummings-34	16,057
82	4/19	DALLAS	L	92-104	18-23	6-35	24-58	Williams-21	Iuzzolino-21	13,141

* Denotes number of overtime periods

\$ McNichols Arena sellout





1992-93 SEASON

SEASON BY SEASON

1992-93 ROSTER

NO.	PLAYER	POS	HT	WT	COLLEGE/YR	EXP
3	Mahmoud Abdul-Rauf	G	6-1	170	LSU '92	2
43	Kevin Brooks	F	6-8	200	SW Louisiana '91	1
00	Anthony Cook	F/C	6-9	215	Arizona '89	2
20	LaPhonso Ellis	F	6-8	240	Notre Dame '92	R
12	Winston Garland	G	6-2	175	SW Missouri St. '87	5
10	Scott Hastings	F/C	6-11	245	Arkansas '82	10
30	Marcus Liberty	F	6-8	205	Illinois '91	2
24	Todd Lichti	G	6-4	205	Stanford '89	3
1	Mark Macon	G	6-5	185	Temple '91	1
55	Dikembe Mutombo	C	7-2	245	Georgetown '91	1
14	Robert Pack	G	6-2	190	USC '91	1
23	Bryant Stith	G	6-5	208	Virginia '92	R
28	Robert Werdann	C	6-11	250	St. John's '92	R
34	Reggie Williams	F/G	6-7	195	Georgetown '87	5

Head Coach: Dan Issel (Kentucky '70)

Assistant Coaches: Gene Littles (High Point '69), Mike Evans (Kansas State '78)

Trainer: Jim Gillen (Ft. Hays State '74)

NUGGETS 1992-93 TEAM HIGHS & LOWS

	HIGH	LOW
Points	137 vs. Dallas, 4/21	80 @ Philadelphia, 3/23
Field Goals Made	54 vs. Dallas, 4/21	31 @ Minnesota, 1/15
Field Goals Attempted	115 @ Charlotte, 12/12	75 vs. Dallas, 2/6
Field Goal Percentage	(.575/50-87) @ Washington, 3/10	(.320/32-100) @ Chicago, 11/14
Three-Pointers Made	6 vs. LA Lakers, 3/2	*0 @ Golden State, 4/12
Three-Pointers Attempted	*12 @ Utah, 3/29	*1 @ San Antonio, 1/19
Three-Point Percentage	(.800/4-5) @ New Jersey, 1/28	*1,000/0-4 @ Golden State, 4/12
Free Throws Made	44 vs. Dallas, 2/6	7 @ Houston, 12/26
Free Throws Attempted	57 vs. Dallas, 2/6	*10 vs. Cleveland, 1/23
Free Throw Percentage	(.952/20-21) @ Houston, 2/27	(.533/8-15) @ Phoenix, 12/27
Total Rebounds	65 vs. LA Clippers, 4/18	27 @ San Antonio, 1/19
Offensive Rebounds	25 vs. LA Clippers, 4/18	6 @ San Antonio, 1/19
Defensive Rebounds	44 vs. Miami, 3/15	18 vs. Orlando, 3/20
Assists	35 @ Dallas, 1/21	10 vs. Dallas, 2/6
Steals	14 vs. Minnesota, 4/4	*3 @ San Antonio, 4/22
Turnovers	34 @ LA Lakers, 11/22	6 vs. Cleveland, 1/23
Blocked Shots	16 vs. New York, 1/13	*2 @ Portland, 1/12
Fouls	38 @ Utah, 12/5	16 @ Cleveland, 3/8

OPPONENTS 1992-93 TEAM HIGHS & LOWS

	HIGH	LOW
Points	131 @ San Antonio, 4/22	83 by LA Clippers, 4/18
Field Goals Made	53 @ Cleveland, 3/8	30 by Dallas, 1/16
Field Goals Attempted	112 @ Miami, 2/15	70 @ Utah, 2/3
Field Goal Percentage	(.605/49-81) @ Boston, 12/9	(.347/35-101) by New York, 1/13
Three-Pointers Made	8 by Houston, 4/14	*0 by LA Clippers, 4/18
Three-Pointers Attempted	16 by LA Lakers, 3/2	0 by LA Lakers, 12/19
Three-Point Percentage	(1,000/5-5) @ San Antonio, 4/22	*1,000/0-5 vs. LA Clippers, 4/18
Free Throws Made	41 by Philadelphia, 2/12	10 @ Minnesota, 3/16
Free Throws Attempted	51 by Minnesota, 11/21	11 @ Minnesota, 3/16
Free Throw Percentage	(.933/28-30) @ San Antonio, 4/22	(.517/15-29) @ Atlanta, 12/11
Total Rebounds	62 @ New Jersey, 3/6	31 by Sacramento, 11/25
Offensive Rebounds	24 @ New Jersey, 3/6	6 @ Boston, 12/9
Defensive Rebounds	46 @ Charlotte, 12/12	19 @ Seattle, 1/2
Assists	45 @ Cleveland, 3/8	11 by LA Clippers, 4/18
Steals	17 by Seattle, 2/23	2 @ Cleveland, 1/23
Turnovers	27 by Sacramento, 2/5	8 @ Washington, 3/10
Blocked Shots	17 @ Philadelphia, 3/23	0 by Minnesota, 4/4
Fouls	*36 @ Dallas, 2/24	11 @ Phoenix, 12/27

* Indicates repeated mark, and is the last time it happened.



1992-93 GAME-BY-GAME RESULTS (36-46)

NO.	DATE	OPP.	W-L	SCORE	HM.	RD.	TOT.	DEN. HIGH SCORER	OPP. HIGH SCORER	ATTEND.
1	11/7	SAN ANTONIO	W	125-121**	1-0	0-0	1-0	Abdul-Rauf-32	Robinson-30	17,022*
2	11/8	@Portland	L	104-123	1-0	0-1	1-1	Abdul-Rauf-32	Drexler-29	12,888
3	11/10	UTAH	L	109-118	1-1	0-1	1-2	Abdul-Rauf-27	K. Malone-29	10,456
4	11/14	@Chicago	L	84-117	1-1	0-2	1-3	Mutombo-17	Jordan-18	18,676
5	11/15	@Milwaukee	L	98-115	1-1	0-3	1-4	Abdul-Rauf-20	Edwards-32	14,882
6	11/17	@Indiana	L	98-128	1-1	0-4	1-5	Abdul-Rauf-23	Smits-27	10,034
7	11/19	DETROIT	W	99-97	2-1	0-4	2-5	Mutombo-23	Dumas-25	12,506
8	11/21	MINNESOTA	W	131-118	3-1	0-4	3-5	Licht-24	Laettrud-23	12,457
9	11/22	@LA Lakers	L	107-119	3-1	0-5	3-6	Abdul-Rauf-20	Threatt-32	13,841
10	11/25	SACRAMENTO	W	114-99	4-1	0-5	4-6	Abdul-Rauf-23	Richmond-20	8,467
11	11/27	@LA Clippers	W	109-106	4-1	1-5	5-6	Abdul-Rauf/Liberty-19	Harper-20	10,583
12	11/28	LA CLIPPERS	L	119-121	4-2	1-5	5-7	Ellis-27	M. Jackson-27	15,241
13	12/1	HOUSTON	W	112-105	5-2	1-5	6-7	Williams-35	Olajuwon-30	10,147
14	12/4	GOLDEN STATE	W	116-113	6-2	1-5	7-7	Mutombo-26	Mullin-34	12,336
15	12/5	@Utah	L	89-119	6-2	1-6	7-8	Ellis-14	K. Malone-30	19,911
16	12/9	@Boston	L	119-129	6-2	1-7	7-9	Abdul-Rauf-26	Lewis-36	14,890
17	12/11	@Atlanta	L	107-112*	6-2	1-8	7-10	Williams-27	Wilkins-33	10,885
18	12/12	@Charlotte	L	100-109	6-2	1-9	7-11	Williams-21	Three w/20	23,698
19	12/14	@New York	L	89-106	6-2	1-10	7-12	Abdul-Rauf-26	Smith-23	16,781
20	12/16	PORTLAND	L	99-100	6-3	1-10	7-13	Ellis-21	Drexler-25	11,816
21	12/19	LA LAKERS	L	86-92	6-4	1-10	7-14	Abdul-Rauf-21	Threatt-27	17,022*
22	12/22	@San Antonio	L	108-113	6-4	1-11	7-15	Plummer-20	Elliott/Ellis-23	16,057
23	12/23	PHOENIX	L	96-111	6-5	1-11	7-16	Abdul-Rauf-22	Majerle-25	17,022*
24	12/26	@Houston	L	82-90	6-5	1-12	7-17	Williams-16	Olajuwon-18	14,775
25	12/27	@Phoenix	L	88-129	6-5	1-13	7-18	Three w/12	Dumas-27	19,023
26	12/30	SAN ANTONIO	L	94-114	6-6	1-13	7-19	Abdul-Rauf-24	Robinson-27	17,022*
27	1/2	@Seattle	L	104-108	6-6	1-14	7-20	Williams-22	McKey-27	14,252
28	1/5	@Sacramento	L	106-126	6-6	1-15	7-21	Ellis-20	Richmond-25	17,317
29	1/8	HOUSTON	W	115-90	7-6	1-15	8-21	Williams/Abdul-Rauf-19	Olajuwon-18	13,032
30	1/9	SEATTLE	L	95-107	7-7	1-15	8-22	Williams/Pack-19	Kemp-25	12,933
31	1/12	@Portland	L	100-109	7-7	1-16	8-23	Williams-22	Robinson-19	12,888
32	1/13	NEW YORK	W	108-92	8-7	1-16	9-23	Williams-22	Starks-27	14,749
33	1/15	@Minnesota	L	88-99	8-7	1-17	24-40	Abdul-Rauf-20	Person-19	18,777
34	1/16	DALLAS	W	106-91	9-7	1-17	10-27	Pack-19	Harper-35	14,568
35	1/19	@San Antonio	L	110-121	9-7	1-18	10-25	Williams-30	Robinson-29	16,057
36	1/21	@Dallas	W	110-94	9-7	2-18	11-25	Abdul-Rauf-20	Moore-16	11,133
37	1/23	CLEVELAND	W	97-95	10-7	2-18	12-25	Abdul-Rauf-28	Nance/Price-20	17,022*
38	1/25	MINNESOTA	W	102-97	11-7	2-18	13-25	Abdul-Rauf-24	Person-29	10,178
39	1/27	@Golden State	L	95-123	11-7	2-19	13-26	Abdul-Rauf-17	Marcilouis-21	15,025
40	1/28	NEW JERSEY	W	110-100	12-7	2-19	14-26	Abdul-Rauf-32	Petrovic-21	10,582
41	1/30	CHICAGO	W	109-102	13-7	2-19	15-26	Mutombo-29	Jordan-39	17,022*
42	2/3	@Utah	L	96-109	13-7	2-20	15-27	Liberty-20	K. Malone-28	19,911
43	2/5	SACRAMENTO	W	116-103	14-7	2-20	16-27	Williams-29	Webb-21	14,409
44	2/6	DALLAS	W	111-93	15-7	2-20	17-27	Williams-23	White-15	13,546
45	2/9	@Seattle	W	96-92	15-7	3-20	18-27	Liberty/Ellis-16	Johnson-22	12,093
46	2/10	@LA Lakers	L	102-111	15-7	3-21	18-28	Abdul-Rauf-20	Worthy-21	14,351
47	2/12	PHILADELPHIA	W	126-122	16-7	3-21	19-28	Abdul-Rauf-31	Hornacek-37	16,211
48	2/13	WASHINGTON	W	123-104	17-7	3-21	20-28	Pack-21	Johnson-21	17,022*
49	2/15	@Miami	L	129-130**	17-7	3-22	20-29	Abdul-Rauf-27	Shaw-23	14,888
50	2/17	@Orlando	L	99-111	17-7	3-23	20-30	Abdul-Rauf-25	O'Neal-24	15,151
51	2/23	SEATTLE	L	99-103	17-8	3-23	20-31	Stith-17	Pierce-26	15,102
52	2/24	@Dallas	W	113-92	17-8	4-23	21-31	Abdul-Rauf/Ellis-23	Harper-23	10,780
53	2/27	@Houston	L	102-107	17-8	4-24	21-32	Williams-24	Olajuwon-24	15,244
54	2/28	CHARLOTTE	W	110-103	18-8	4-24	22-32	Abdul-Rauf-28	Mourning-24	17,022*
55	3/2	LA LAKERS	W	127-115	19-8	4-24	23-32	Liberty-25	Threatt-25	17,022*
56	3/4	PORTLAND	W	103-88	20-8	4-24	24-32	Abdul-Rauf-28	Kersey-15	15,177
57	3/6	@New Jersey	L	90-117	20-8	4-25	24-33	Hammonds-18	Petrovic-25	20,049
58	3/8	@Cleveland	W	107-122	20-8	4-26	24-34	Pack-22	Wilkins-23	18,289
59	3/10	@Washington	W	126-112	20-8	5-26	25-34	Ellis/Mutombo-20	Gugliotta-26	18,756
60	3/11	@Detroit	L	104-112	20-8	5-27	25-35	Mutombo-27	Thomas-33	21,454
61	3/15	MIAMI	L	100-103*	20-9	5-27	25-36	Abdul-Rauf-22	Rice-30	13,009
62	3/16	@Minnesota	L	97-100	20-9	5-28	25-37	Abdul-Rauf-24	West-28	17,818
63	3/18	BOSTON	L	101-105	20-10	5-28	25-38	Pack-27	Lewis-24	16,194
64	3/20	ORLANDO	L	108-114	20-11	5-28	25-39	Williams-24	Anderson-32	17,022*
65	3/22	UTAH	W	107-93	21-11	5-28	26-39	Mutombo-21	J. Malone-19	17,022*
66	3/23	@Philadelphia	L	80-88	21-11	5-29	26-40	Ellis-18	Hawkins-19	7,132
67	3/25	GOLDEN STATE	W	99-98	22-11	5-29	27-40	Mutombo-21	Alexander-20	12,854
68	3/27	INDIANA	W	122-106	23-11	5-29	28-40	Williams-29	Miller-28	17,022*
69	3/29	@Utah	W	114-101	23-11	6-29	29-40	Abdul-Rauf-23	K. Malone-26	19,911
70	3/31	ATLANTA	L	94-103	23-12	6-29	29-41	Ellis-23	Wilkins-23	15,202
71	4/2	MILWAUKEE	W	116-107	24-12	6-29	30-41	Stith-24	Day-30	15,970
72	4/4	MINNESOTA	W	120-94	25-12	6-29	31-41	Abdul-Rauf-24	West-29	16,461
73	4/6	@Sacramento	W	101-100	25-12	7-29	32-41	Abdul-Rauf-23	Webb-20	17,317
74	4/9	@Phoenix	L	97-98	25-12	7-30	32-42	Abdul-Rauf-20	Barkley-26	19,023
75	4/10	@LA Clippers	L	101-117	25-12	7-31	32-43	Abdul-Rauf-23	Manning-21	14,354
76	4/12	@Golden State	W	107-96	25-12	8-31	33-43	Williams-33	Alexander-22	15,025
77	4/14	HOUSTON	L	96-107	25-13	8-31	33-44	Abdul-Rauf-24	Maxwell-30	15,375
78	4/16	@Dallas	L	86-99	25-13	8-32	33-45	Mutombo-21	Jackson-29	13,964
79	4/18	LA CLIPPERS	W	94-83	26-13	8-32	34-45	Abdul-Rauf-24	Harper-17	16,075
80	4/21	DALLAS	W	137-122	27-13	8-32	35-45	Ellis/Abdul-Rauf-21	Jackson-29	16,490
81	4/22	San Antonio	L	111-131	27-13	8-33	35-46	Abdul-Rauf-20	Ellis-30	16,057
82	4/25	PHOENIX	W	120-118	28-13	8-33	36-46	Abdul-Rauf-23	Dumas-25	17,022*

* Denotes number of overtime periods

\$ McNichols Arena sellout





1993-94 SEASON

1993-94 ROSTER

NO.	PLAYER	POS	HT	WT	COLLEGE/YR	EXP
3	Mahmoud Abdul-Rauf	G	6-1	162	LSU '92	3
43	Kevin Brooks	F	6-8	200	SW Louisiana '91	2
20	LaPhonso Ellis	F	6-8	240	Notre Dame '92	1
21	Tom Hammonds	F	6-9	225	Georgia Tech '89	4
4	Darnell Mee	G	6-5	175	Western Kentucky '93	R
55	Dikembe Mutombo	C	7-2	250	Georgetown '91	2
14	Robert Pack	G	6-2	190	USC '91	2
42	Mark Randall	F	6-9	235	Kansas '91	2
7	Alvin Robertson	G	6-4	208	Arkansas '84	11
54	Rodney Rogers	F	6-7	255	Wake Forest '94	R
23	Bryant Stith	G	6-5	208	Virginia '92	1
8	Brian Williams	F	6-11	260	Arizona '92	2
34	Reggie Williams	F/G	6-7	195	Georgetown '87	6

Head Coach: Dan Issel (Kentucky '70)

Assistant Coaches: Gene Littles (High Point '69), Mike Evans (Kansas State '78)

Trainer: Jim Gillen (Ft. Hays State '74)

NUGGETS 1993-94 TEAM HIGHS & LOWS

	HIGH	LOW
Points	132 vs. Washington, 3/20	74 vs. San Antonio, 11/16
Field Goals Made	52 vs. Washington, 3/20	29 vs. Sacramento, 3/18
Field Goals Attempted	100 vs. Portland, 1/18	69 vs. New York, 2/25
Field Goal Percentage	(.597/43-72) vs. Dallas, 12/5	(.355/32-90) @ San Antonio, 2/10
Three-Pointers Made	7 vs. San Antonio, 3/14	*0 vs. LA Lakers, 4/19
Three-Pointers Attempted	14 vs. Sacramento, 3/18	0 vs. Minnesota, 12/26
Three-Point Percentage	(.583/7-12) vs. San Antonio, 3/14	*(.000/0-6) vs. LA Lakers, 4/19
Free Throws Made	41 vs. Sacramento, 3/18	8 vs. Philadelphia, 1/2
Free Throws Attempted	53 vs. Sacramento, 3/18	11 @ Portland, 11/23
Free Throw Percentage	(.900/18-20) @ Houston, 2/22	(.526/10-19) @ Minnesota, 11/20
Total Rebounds	61 @ Houston, 12/23	31 vs. Philadelphia, 1/2
Offensive Rebounds	24 vs. LA Clippers, 11/7	4 @ Phoenix, 4/3
Defensive Rebounds	44 @ Houston, 12/23	18 vs. Golden State, 11/13
Assists	39 @ Milwaukee, 2/16	13 vs. LA Clippers, 11/7
Steals	16 vs. Golden State, 11/13	2 @ San Antonio, 12/11
Turnovers	24 @ Charlotte, 12/17	7 vs. San Antonio, 3/14
Blocked Shots	18 vs. LA Clippers, 4/5	1 @ San Antonio, 12/11
Fouls	32 @ Minnesota, 1/5	13 @ LA Lakers, 4/8

OPPONENTS 1993-94 TEAM HIGHS & LOWS

	HIGH	LOW
Points	130 @ Phoenix, 11/24	78 @ San Antonio, 4/13
Field Goals Made	49 @ Seattle, 11/9	*29 @ San Antonio, 4/13
Field Goals Attempted	99 by Charlotte, 12/3	69 @ San Antonio, 4/13
Field Goal Percentage	(.585/48-82) by Chicago, 2/1	(.312/29-93) @ LA Lakers, 11/12
Three-Pointers Made	8 @ Seattle, 11/9	0 vs. Minnesota, 3/6
Three-Pointers Attempted	20 by Sacramento, 3/18	*1 @ Indiana, 1/12
Three-Point Percentage	(.625/5-8) by Sacramento, 3/18	(.000/0-2) vs. Minnesota, 3/6
Free Throws Made	36 @ Indiana, 1/12	11 by LA Clippers, 4/5
Free Throws Attempted	46 @ Phoenix, 11/24	16 by LA Clippers, 4/5
Free Throw Percentage	(1.000/20-20) by Portland, 1/18	(.520/13-25) by LA Lakers, 4/19
Total Rebounds	53 @ Miami, 3/9	30 by Washington, 3/20
Offensive Rebounds	23 @ Orlando, 3/8	5 @ Indiana, 1/12
Defensive Rebounds	39 by Golden State, 12/30	19 @ LA Lakers, 4/8
Assists	37 @ Phoenix, 11/24	10 by Dallas, 2/6
Steals	16 @ Washington, 3/11	2 by Boston, 2/23
Turnovers	24 @ LA Clippers, 4/20	6 by Chicago, 2/1
Blocked Shots	13 by Golden State, 12/30	1 by Cleveland, 11/18
Fouls	37 by Sacramento, 3/18	14 @ Milwaukee, 2/16

* Indicates repeated mark, and is the last time it happened.



1993-94 GAME-BY-GAME RESULTS (42-40)

NO.	DATE	OPP.	W-L	SCORE	HM.	RD.	TOT.	DEN. HIGH SCORER	OPP. HIGH SCORER	ATTEND.
1	11/5	@Sacramento	L	100-109	0-0	0-1	0-1	Abdul-Rauf-25	Tisdale-21	17,317
2	11/7	LA CLIPPERS	W	99-97	1-0	0-1	1-1	Abdul-Rauf-26	Manning-33	17,171*
3	11/9	@Seattle	L	86-118	1-0	0-2	1-2	Abdul-Rauf-25	Perkins-28	14,253
4	11/12	@LA Lakers	W	113-84	1-0	1-2	2-2	Abdul-Rauf-25	Christie-21	11,215
5	11/13	GOLDEN STATE	L	98-106	1-1	1-2	2-3	Abdul-Rauf-28	Spewell-19	17,171*
6	11/16	SAN ANTONIO	L	74-86	1-2	1-2	2-4	Abdul-Rauf-16	Ellis/Robinson-17	13,549
7	11/18	CLEVELAND	W	100-93	2-2	1-2	3-4	Abdul-Rauf-22	Williams-20	13,381
8	11/20	@Minnesota	W	90-83	2-2	2-2	4-4	Abdul-Rauf/Stith-22	Williams-20	18,023
9	11/23	@Portland	L	94-109	2-2	2-3	4-5	Abdul-Rauf-24	Drexler-27	12,888
10	11/24	@Phoenix	L	97-130	2-2	2-4	4-6	Ellis-14	Barkley-21	19,023
11	11/26	PORTLAND	W	112-101	3-2	2-4	5-6	Abdul-Rauf/Stith-28	C. Robinson-28	17,171*
12	11/27	NEW JERSEY	W	111-89	4-2	2-4	6-6	Rogers-23	Edwards-21	16,127
13	11/30	@Utah	L	92-103	4-2	2-5	6-7	Abdul-Rauf-18	K. Malone-28	18,546
14	12/3	CHARLOTTE	W	102-94	5-2	2-5	7-7	Abdul-Rauf-25	Mourning-36	17,171*
15	12/5	DALLAS	W	115-110	6-2	2-5	8-7	Abdul-Rauf-22	Mashburn-28	13,991
16	12/7	@Golden State	L	90-95	6-2	2-6	8-8	R. Williams-16	Spewell-23	15,025
17	12/10	UTAH	W	107-98	7-2	2-6	9-8	Abdul-Rauf-25	K. Malone-27	16,327
18	12/11	@San Antonio	L	100-105	7-2	2-7	9-9	Stith-33	Robinson-31	16,784
19	12/14	@New York	L	84-93	7-2	2-8	9-10	Ellis-21	Ewing-20	19,763
20	12/15	@Philadelphia	L	93-101	7-2	2-9	9-11	Abdul-Rauf-23	Hornacek-25	9,243
21	12/17	@Charlotte	L	96-99	7-2	2-10	9-12	Stith-19	Mourning-26	23,698
22	12/18	@Atlanta	L	96-102	7-2	2-11	9-13	Abdul-Rauf-22	Willis-31	12,505
23	12/21	PHOENIX	W	121-95	8-2	2-11	10-13	Abdul-Rauf-22	Green-20	17,171*
24	12/23	@Houston	W	106-93	8-2	3-11	11-13	Abdul-Rauf-24	Olajuwon-35	16,011
25	12/26	MINNESOTA	W	100-97	9-2	3-11	12-13	Ellis/R. Williams-16	Person-22	17,171*
26	12/28	@Dallas	W	97-95	9-2	4-11	13-13	Stith-21	Rooks-25	14,136
27	12/30	GOLDEN STATE	W	101-96	10-2	4-11	14-13	Abdul-Rauf-22	Spewell-28	17,171*
28	1/2	PHILADELPHIA	L	80-96	10-3	4-11	14-14	Ellis-15	Weatherspoon-21	13,496
29	1/4	LA LAKERS	L	118-119	10-4	4-11	14-15	R. Williams-27	Worthy-27	17,171*
30	1/5	@Minnesota	L	95-109	10-4	4-12	14-16	Abdul-Rauf-25	Williams-22	17,134
31	1/7	SAN ANTONIO	L	76-84	10-5	4-12	14-17	R. Williams-18	Robinson-18	16,035
32	1/8	SACRAMENTO	W	104-98	11-5	4-12	15-17	Ellis-22	Richmond-28	14,709
33	1/11	@Detroit	W	94-86	11-5	5-12	16-17	Ellis/R. Williams-19	Dumars-16	17,685
34	1/12	@Indiana	L	96-107	11-5	5-13	16-18	Stith-20	Miller-29	9,335
35	1/14	@New Jersey	L	96-103	11-5	5-14	16-19	Three w/15	Gilliam-24	20,049
36	1/16	@Boston	L	100-105	11-5	5-15	16-20	Radja-29	Barry-17	14,890
37	1/18	PORTLAND	L	103-104*	11-6	5-15	16-21	Ellis-28	C. Robinson-32	14,295
38	1/20	HOUSTON	W	111-106**	12-6	5-15	17-21	R. Williams-25	Thorpe-24	17,171*
39	1/22	SEATTLE	W	98-91	13-6	5-15	18-21	Abdul-Rauf-22	Kemp-26	17,171*
40	1/27	INDIANA	W	113-106	14-6	5-15	19-21	Rogers-25	Miller-21	15,529
41	1/29	DETROIT	W	128-110	15-6	5-15	20-21	Stith-23	Dumars-31	17,171*
42	2/1	CHICAGO	L	96-118	15-7	5-15	20-22	Rogers-18	Pippen-28	17,171*
43	2/2	@Golden State	L	84-97	15-7	5-16	20-23	Ellis-18	Mullin-22	15,025
44	2/4	@Sacramento	W	108-83	15-7	6-16	21-23	Ellis-19	Smith-14	17,317
45	2/6	DALLAS	W	99-89	16-7	6-16	22-23	Ellis-21	Mashburn-17	15,389
46	2/8	UTAH	L	95-96	16-8	6-16	22-24	Rogers-23	K. Malone-24	14,897
47	2/10	@San Antonio	L	87-94	16-8	6-17	22-25	Ellis-23	Robinson-29	17,583
48	2/15	@Cleveland	L	99-111	16-8	6-18	22-26	Abdul-Rauf/Ellis-21	Wilkins-27	17,124
49	2/16	@Milwaukee	W	107-95	16-8	7-18	23-26	Abdul-Rauf-21	Barry-17	14,131
50	2/18	@Chicago	W	109-84	16-8	8-18	24-26	Stith-28	Pippen-18	18,676
51	2/20	ATLANTA	W	97-92	17-8	8-18	25-26	Abdul-Rauf-19	Willis-20	17,171*
52	2/22	@Houston	L	97-98	17-8	8-19	25-27	Ellis-19	Olajuwon-33	12,043
53	2/23	BOSTON	W	102-94	18-8	8-19	26-27	Ellis-29	Fox-20	17,171*
54	2/25	NEW YORK	W	102-94	19-8	8-19	27-27	Abdul-Rauf-28	Ewing-35	17,171*
55	2/27	@Portland	L	97-104	19-8	8-20	27-28	Abdul-Rauf-28	Drexler-22	12,888
56	3/4	ORLANDO	W	98-89	20-8	8-20	28-28	R. Williams-20	Hardaway-23	17,171*
57	3/6	MINNESOTA	W	117-97	21-8	8-20	29-28	Abdul-Rauf-23	Smith-25	17,171*
58	3/8	@Orlando	L	88-95	21-8	8-21	29-29	Abdul-Rauf-21	O'Neal-29	15,291
59	3/9	@Miami	L	80-102	21-8	8-22	29-30	Rogers-14	Rice-26	14,929
60	3/11	@Washington	L	93-100	21-8	8-23	29-31	R. Williams/Rogers-19	MacLean-22	18,756
61	3/14	SAN ANTONIO	W	116-88	22-8	8-23	30-31	Abdul-Rauf-33	Del Negro-16	17,171*
62	3/17	@LA Clippers	W	102-99	22-8	9-23	31-31	Mutombo/Abdul-Rauf-21	Wilkins-35	9,661
63	3/18	SACRAMENTO	L	103-115	22-9	9-23	31-32	Pack-24	Richmond-29	17,171*
64	3/20	WASHINGTON	W	132-99	23-9	9-23	32-32	Abdul-Rauf-23	Chapman-39	17,171*
65	3/22	MILWAUKEE	W	108-94	24-9	9-23	33-32	Abdul-Rauf-22	Murdoch-30	15,424
66	3/24	MIAMI	W	113-101	25-9	9-23	34-32	Abdul-Rauf-25	Rice-18	17,171*
67	3/26	DALLAS	W	112-101	26-9	9-23	35-32	Mutombo-27	Johnson-20	17,171*
68	3/28	@Seattle	L	97-111	26-9	9-24	35-33	Ellis-20	Payton-23	14,551
69	4/2	@Utah	L	91-101	26-9	9-25	35-34	Abdul-Rauf-19	Malone-31	19,911
70	4/3	@Phoenix	L	98-108	26-9	9-26	35-35	Abdul-Rauf-21	K. Johnson-42	19,023
71	4/5	LA CLIPPERS	L	91-92	26-10	9-26	35-36	Abdul-Rauf/Ellis-21	Grant-26	16,716
72	4/7	SEATTLE	W	104-90	27-10	9-26	36-36	R. Williams-20	Kemp-20	17,171*
73	4/8	@LA Lakers	W	112-99	27-10	10-26	37-36	Rogers-21	Divac-33	17,505
74	4/10	HOUSTON	L	92-93	27-11	10-26	37-37	Abdul-Rauf-29	Olajuwon-31	17,171*
75	4/12	PHOENIX	L	102-107	27-12	10-26	37-38	Abdul-Rauf-25	K. Johnson-25	17,171*
76	4/13	@San Antonio	W	83-76	27-12	11-26	38-38	Rogers-18	Robinson-32	16,746
77	4/15	@Dallas	L	97-99	27-12	11-27	38-39	Ellis-23	Rooks-24	12,048
78	4/17	@Minnesota	W	99-88	27-12	12-27	39-39	Ellis-21	Laetner-19	17,388
79	4/19	LA LAKERS	W	105-98	28-12	12-27	40-39	Ellis-28	Divac-22	17,171*
80	4/20	@LA Clippers	W	100-85	28-12	13-27	41-39	Ellis-21	J. Williams-16	11,831
81	4/22	UTAH	L	106-113	28-13	13-27	41-40	Abdul-Rauf-31	Malone-38	17,171*
82	4/24	@Houston	W	115-107	28-13	14-27	42-40	Pack-23	Olajuwon-34	16,611

* Denotes number of overtime periods

\$ McNichols Arena sellout





1994-95 SEASON

SEASON BY SEASON

1994-95 ROSTER

NO.	PLAYER	POS	HT	WT	COLLEGE/YR	EXP
1	Mahmoud Abdul-Rauf	G	6-1	162	LSU '92	4
3	Dale Ellis	F/G	6-7	215	Tennessee '83	11
20	LaPhonso Ellis	F	6-8	240	Notre Dame '92	2
9	Greg Grant	G	5-7	140	Trenton (N.J.) State '89	5
21	Tom Hammonds	F	6-9	225	Georgia Tech '89	5
53	Cliff Levingston	C/F	6-8	225	Wichita State '82	10
55	Dikembe Mutombo	C	7-2	250	Georgetown '91	3
14	Robert Pack	G	6-2	190	USC '91	3
42	Mark Randall	F	6-9	235	Kansas '91	3
7	Eldridge Recasner	G	6-3	190	Washington '90	R
54	Rodney Rogers	F	6-7	255	Wake Forest '94	1
5	Jalen Rose	G	6-8	210	Michigan '95	R
35	Reggie Slater	F	6-7	250	Wyoming '92	R
23	Bryant Stith	G	6-5	208	Virginia '92	2
8	Brian Williams	F	6-11	260	Arizona '92	3
34	Reggie Williams	F/G	6-7	195	Georgetown '87	7

Head Coach: Bernie Bickerstaff (San Diego '68)

Assistant Coaches: Gene Littles (High Point '69), Tom Nissalke (Florida State '57)

Trainer: Jim Gillen (Ft. Hays State '74)

NUGGETS 1994-95 TEAM HIGHS & LOWS

	HIGH	LOW
Points	130 @ Golden State, 4/22	73 @ Golden State, 1/16
Field Goals Made	50 @ Golden State, 4/22	26 @ Utah, 2/1
Field Goals Attempted	104 @ Golden State, 4/22	66 vs. Utah, 2/26
Field Goal Percentage	(.613/46-75) vs. Sacramento, 3/16	(.351/26-74) @ Utah, 2/1
Three-Pointers Made	11 vs. Houston, 1/14	1 vs. Detroit, 11/17
Three-Pointers Attempted	28 @ Utah, 3/22	5 @ Boston, 12/12
Three-Point Percentage	(.714/5-7) vs. Portland, 3/8	(.083/1-12) vs. Detroit, 11/17
Free Throws Made	39 vs. Minnesota, 11/4	*7 @ Philadelphia, 2/18
Free Throws Attempted	50 vs. San Antonio, 11/15	9 @ Philadelphia, 2/18
Free Throw Percentage	(.895/17-19) @ Milwaukee, 3/12	(.536/15-28) vs. New Jersey, 1/27
Total Rebounds	67 @ LA Lakers, 11/11 (OT)	28 @ Boston, 12/12
Offensive Rebounds	23 @ LA Lakers, 11/11 (OT)	6 @ Indiana, 3/31
Defensive Rebounds	44 @ LA Lakers, 11/11 (OT)	19 @ Utah, 2/1
Assists	36 @ Golden State, 4/22	*13 @ New York, 3/14
Steals	17 @ Golden State, 4/22	1 vs. Charlotte, 12/3
Turnovers	32 @ LA Lakers, 11/11 (OT)	*9 vs. Houston, 4/9
Blocked Shots	*13 vs. San Antonio, 4/16	*2 @ Washington, 2/19
Fouls	42 @ Golden State, 4/22	13 @ LA Lakers, 2/3

OPPONENTS 1994-95 TEAM HIGHS & LOWS

	HIGH	LOW
Points	129 @ Golden State, 4/22	74 @ LA Lakers, 2/3
Field Goals Made	51 @ Utah, 2/1	25 @ Golden State, 1/16
Field Goals Attempted	115 @ LA Lakers 11/11	59 @ Seattle, 2/24
Field Goal Percentage	(.600/51-85) @ Utah, 2/1	(.313/30-96) @ Dallas, 12/1
Three-Pointers Made	16 by Houston, 4/9	*1 by Minnesota, 4/19
Three-Pointers Attempted	31 @ Phoenix, 1/17	4 @ Utah, 2/1
Three-Point Percentage	(.700/7-10) by Utah, 2/26	(.063/1-16) @ Dallas, 12/1
Free Throws Made	35 by Seattle, 4/6	7 @ LA Lakers, 2/3
Free Throws Attempted	47 by Seattle, 4/6	9 @ LA Lakers, 2/3
Free Throw Percentage	(.917/33-36) by San Antonio, 12/21	(.474/9-19) @ Houston, 1/31
Total Rebounds	64 @ Golden State, 4/22	23 by Utah, 2/26
Offensive Rebounds	32 @ Dallas, 11/8	4 @ Detroit, 3/10
Defensive Rebounds	46 @ Golden State, 4/22	18 by Utah, 2/26
Assists	41 @ Utah, 2/1	9 by LA Lakers, 2/7
Steals	*18 @ Seattle, 2/24	1 by Golden State, 11/5
Turnovers	*24 @ Golden State, 4/22	9 @ Phoenix, 1/17
Blocked Shots	13 @ Utah, 3/22	0 by Phoenix, 4/14
Fouls	38 @ LA Lakers, 11/11	13 Houston, 1/31

* Indicates repeated mark, and is the last time it happened.



1994-95 GAME-BY-GAME RESULTS (41-41)

NO.	DATE	OPP.	W-L	SCORE	HM.	RD.	TOT.	DEN. HIGH SCORER	OPP. HIGH SCORER	ATTEND.
1	11/4	MINNESOTA	W	130-108	1-0	0-0	1-0	Stith-25	Marshall-26	17,171 [*]
2	11/5	GOLDEN ST.	L	104-108	1-1	0-0	1-1	Rogers-22	Hardaway-28	17,171 [*]
3	11/8	@Dallas	W	115-107	1-1	1-0	2-1	Rogers-28	Johnson-37	12,526
4	11/11	@L.A. Lakers	W	124-117*	1-1	2-0	3-1	Stith-23	Van Exel-21	16,950
5	11/12	UTAH	W	119-110	2-1	2-0	4-1	Pack-26	Hornacek-35	17,171 [*]
6	11/15	SAN ANTONIO	W	112-99	3-1	2-0	5-1	Pack-30	Robinson-33	17,171 [*]
7	11/17	DETROIT	L	92-94	3-2	2-0	5-2	Stith-22	Johnson-21	17,171 [*]
8	11/19	HOUSTON	L	101-109	3-3	2-0	5-3	R.Williams-26	Olajuwon-26	17,171 [*]
9	11/23	CHICAGO	W	113-111	4-3	2-0	6-3	Rogers-31	Pippen-29	17,171 [*]
10	11/25	@Sacramento	L	105-108*	4-3	2-1	6-4	Pack-24	Richmond-33	17,317
11	11/26	DALLAS	L	123-124*	4-4	2-1	6-5	Rogers-25	Jackson-50	17,171 [*]
12	11/29	@Houston	L	81-96	4-4	2-2	6-6	Rogers-16	Olajuwon-27	14,295
13	12/1	@Dallas	W	89-80	4-4	3-2	7-6	Rogers-25	Jackson-26	13,929
14	12/3	CHARLOTTE	W	99-88	5-4	3-2	8-6	Rogers,Stith-17	Curry-19	17,171 [*]
15	12/6	@Minnesota	W	102-95	5-4	4-2	9-6	D.Ellis-18	West-25	13,669
16	12/10	WASHINGTON	W	111-89	6-4	4-2	10-6	Abdul-Rauf-31	Cheaney-17	17,171 [*]
17	12/12	@Boston	L	103-113	6-4	4-3	10-7	Stith-21	Brown,Elison-19	14,890
18	12/14	@Orlando	L	96-120	6-4	4-4	10-8	Slater-16	O'Neal-24	16,010
19	12/15	@Miami	W	101-99	6-4	5-4	11-8	R.Williams-21	Willis-29	14,531
20	12/17	@Charlotte	L	92-111	6-4	5-5	11-9	Abdul-Rauf-15	Hawkins-28	23,698
21	12/19	BOSTON	W	104-85	7-4	5-5	12-9	Abdul-Rauf-27	Fox-17	17,171 [*]
22	12/21	SAN ANTONIO	L	97-111	7-5	5-5	12-10	Abdul-Rauf-21	Robinson-34	17,171 [*]
23	12/23	@Phoenix	L	110-126	7-5	5-6	12-11	Abdul-Rauf-22	Johnson-21	19,023
24	12/25	SEATTLE	W	105-96	8-5	5-6	13-11	Abdul-Rauf-23	Gill,Schrempf-21	17,171 [*]
25	12/27	INDIANA	L	91-95	8-6	5-6	13-12	Abdul-Rauf-23	Smits-33	17,171 [*]
26	12/29	@Portland	L	93-104	8-6	5-7	13-13	Abdul-Rauf-18	C.Robinson-27	12,888
27	12/30	PORTLAND	W	118-114	9-6	5-7	14-13	Abdul-Rauf-26	Drexler-39	17,171 [*]
28	1/3	@Minnesota	W	108-99**	9-6	6-7	15-13	Pack-23	Rider-26	12,739
29	1/4	@Chicago	L	80-86	9-6	6-8	15-14	Mutombo-18	Pippen-21	22,198
30	1/7	PHOENIX	L	100-109	9-7	6-8	15-15	Stith-18	Barkley-22	17,171 [*]
31	1/8	MILWAUKEE	W	102-96*	10-7	6-8	16-15	Pack,R.Williams,Stith-16	Robinson-27	17,171 [*]
32	1/11	@Utah	L	88-114	10-7	6-9	16-16	D.Ellis,Rose-15	Malone-22	19,911
33	1/12	DALLAS	W	94-78	11-7	6-9	17-16	Rogers-16	Jackson,Mashburn-15	17,171 [*]
34	1/14	HOUSTON	W	118-104	12-7	6-9	18-16	Abdul-Rauf-36	Olajuwon-41	17,171 [*]
35	1/16	@Golden St.	L	73-77	12-7	6-10	18-17	Rogers-20	Hardaway-21	15,025
36	1/17	@Phoenix	L	113-129	12-7	6-11	18-18	Abdul-Rauf-27	Majerle-32	19,023
37	1/20	ORLANDO	L	108-112*	12-8	6-11	18-19	Mutombo,R.Williams-15	Hardaway-27	17,171 [*]
38	1/21	CLEVELAND	L	100-101**	12-9	6-11	18-20	D.Ellis-24	Mills-20	17,171 [*]
39	1/24	@Seattle	L	89-111	12-9	6-12	18-21	Abdul-Rauf-27	Kemp-19	16,352
40	1/27	NEW JERSEY	W	96-90	13-9	6-12	19-21	D.Ellis-17	Anderson-19	17,171 [*]
41	1/28	@San Antonio	L	77-103	13-9	6-13	19-22	Pack-12	Elliott-31	32,820
42	1/31	@Houston	L	74-86	13-9	6-14	19-23	Rogers-23	Olajuwon-25	14,761
43	2/1	@Utah	L	88-129	13-9	6-15	19-24	Stith-16	Malone-30	19,911
44	2/3	@L.A. Lakers	W	88-74	13-9	7-15	20-24	Rogers-24	Divac-27	14,493
45	2/7	L.A. LAKERS	L	83-85	13-10	7-15	20-25	D.Ellis-18	Jones-20	17,171 [*]
46	2/9	GOLDEN ST.	L	101-109	13-11	7-15	20-26	R.Williams-18	Spewell-30	17,171 [*]
47	2/14	ATLANTA	L	88-99	13-12	7-15	20-27	B.Williams-29	Smith-30	17,171 [*]
48	2/16	@New Jersey	L	94-100	13-12	7-16	20-28	Abdul-Rauf-25	Anderson-20	15,692
49	2/18	@Philadelphia	L	89-95	13-12	7-17	20-29	Abdul-Rauf-19	Barros-24	16,084
50	2/19	@Washington	W	94-92	13-12	8-17	21-29	Abdul-Rauf-23	Cheaney-27	18,756
51	2/21	L.A. CLIPPERS	W	118-90	14-12	8-17	22-29	Pack-20	Piatkowski-14	17,171 [*]
52	2/23	PHILADELPHIA	W	105-75	15-12	8-17	23-29	R.Williams-20	Grayer-22	17,171 [*]
53	2/24	@Seattle	L	86-90	15-12	8-18	23-30	R.Williams-17	Schrempf-22	18,056
54	2/26	UTAH	L	96-110	15-13	8-18	23-31	Abdul-Rauf-19	Malone-34	17,171 [*]
55	2/28	MINNESOTA	W	114-101	16-13	8-18	24-31	Mutombo-26	Rider-20	17,171 [*]
56	3/3	MIAMI	W	100-98	17-13	8-18	25-31	Abdul-Rauf-22	Rice-24	17,171 [*]
57	3/4	@L.A. Clippers	W	101-89	17-13	9-18	26-31	Mutombo-21	Vaught-17	9,334
58	3/7	@Dallas	W	99-96	17-13	10-18	27-31	Abdul-Rauf-29	Mashburn,Tarpley-26	14,954
59	3/8	@Atlanta	L	89-99	17-13	10-19	27-32	Rose-21	Norman-33	11,424
60	3/10	@Detroit	W	99-88	17-13	11-19	28-32	Rose-20	Houston-36	21,454
61	3/12	@Milwaukee	W	109-93	17-13	12-19	29-32	Rogers-21	Baker-21	17,189
62	3/14	@New York	L	74-94	17-13	12-20	29-33	Abdul-Rauf-15	Ewing-21	19,763
63	3/16	SACRAMENTO	W	123-101	18-13	12-20	30-33	Abdul-Rauf,D.Ellis-19	Richmond-17	17,171 [*]
64	3/18	PORTLAND	W	110-90	19-13	12-20	31-33	Abdul-Rauf,Rogers-17	C.Robinson-17	17,171 [*]
65	3/20	@Sacramento	L	89-91	19-13	12-21	31-34	Abdul-Rauf-27	Richmond-20	17,317
66	3/22	@Utah	L	91-103	19-13	12-22	31-35	Abdul-Rauf-22	Malone-23	19,911
67	3/23	NEW YORK	L	101-104	19-14	12-22	31-36	Abdul-Rauf-30	Ewing-22	17,171 [*]
68	3/26	@Portland	W	102-98	19-14	13-22	32-36	Stith-19	Strickland-32	12,888
69	3/27	L.A. CLIPPERS	W	113-104	20-14	13-22	33-36	R.Williams-21	Murray,Piatkowski-18	17,171 [*]
70	3/31	@Indiana	W	107-92	20-14	14-22	34-36	Abdul-Rauf,Mutombo-22	Smits-23	16,705
71	4/2	@Cleveland	W	104-101	20-14	15-22	35-36	Abdul-Rauf-32	Price-21	20,562
72	4/4	L.A. LAKERS	L	101-104	20-15	15-22	35-37	R.Williams-23	Jones, Van Exel-19	17,171 [*]
73	4/6	SEATTLE	L	100-106	20-16	15-22	35-38	Abdul-Rauf-29	Schrempf-27	17,171 [*]
74	4/9	HOUSTON	L	120-123	20-17	15-22	35-39	Abdul-Rauf-34	Drexler-34	17,171 [*]
75	4/10	@Minnesota	W	114-107	20-17	16-22	36-39	Abdul-Rauf,R.Williams-20	Gugliotta-30	16,161
76	4/13	@L.A. Clippers	W	125-103	20-17	17-22	37-39	R.Williams-31	Delers-25	9,481
77	4/14	PHOENIX	W	102-87	21-17	17-22	38-39	Stith-27	Johnson-24	17,171 [*]
78	4/16	SAN ANTONIO	L	109-112*	21-18	17-22	38-40	Rogers-31	Robinson-42	17,171 [*]
79	4/18	@San Antonio	L	96-107	21-18	17-23	38-41	Rose,Stith-20	Robinson-30	18,481
80	4/19	MINNESOTA	W	106-81	22-18	17-23	39-41	R.Williams-26	Laetner-23	17,171 [*]
81	4/22	@Golden St.	W	130-129**	22-18	18-23	40-41	R.Williams-27	Marshall-29	15,025
82	4/23	SACRAMENTO	W	102-89	23-18	18-23	41-41	R.Williams-23	Richmond-32	17,171 [*]

* Denotes number of overtime periods

\$ McNichols Arena sellout





1995-96 SEASON

1995-96 ROSTER

NO.	PLAYER	POS	HT	WT	COLLEGE/YR	EXP
1	Mahmoud Abdul-Rauf	G	6-1	162	LSU '92	5
8	Rastko Cvetkovic	C	7-1	260	Yugoslavia '95	R
3	Dale Ellis	G/F	6-7	215	Tennessee '83	12
20	LaPhonso Ellis	F	6-8	240	Notre Dame '92	3
50	Matt Fish	C	6-11	235	UNC-Wilmington '92	1
9	Greg Grant	G	5-7	140	Trenton (NJ) State '89	5
21	Tom Hammonds	F	6-9	225	Georgia Tech '89	6
7	Don MacLean	F	6-10	225	UCLA '92	3
24	Antonio McDyess	F	6-9	220	Alabama '97	R
55	Dikembe Mutombo	C	7-2	250	Georgetown '91	4
11	Doug Overton	G	6-3	190	La Salle '91	3
5	Jalen Rose	G	6-8	210	Michigan '95	1
23	Bryant Stith	G	6-5	208	Virginia '92	3
34	Reggie Williams	F/G	6-7	195	Georgetown '87	8

Head Coach: Bernie Bickerstaff (San Diego '68)

Assistant Coaches: Gene Littles (High Point '69), Bob Kloppenburg (USC '50)

Trainer: Jim Gillen (Ft. Hays State '74)

NUGGETS 1995-96 TEAM HIGHS & LOWS

	HIGH	LOW
Points	137 @ Phoenix (30T), 11/15	69 @ Portland, 1/16
Field Goals Made	53 @ Phoenix (30T), 11/15	25* @ Indiana, 12/12
Field Goals Attempted	110 @ Phoenix (30T), 11/15	63 @ Seattle, 1/24
Field Goal Percentage	(.562/41-73) @ Toronto, 3/18	(.325/25-77) @ Indiana, 12/12
Three-Pointers Made	14 @ Utah, 12/7	0 vs. Washington, 2/27
Three-Pointers Attempted	26* @ Sacramento, 1/4	5* @ Sacramento, 4/15
Three-Point Percentage	(.667/4-6) @ Vancouver, 3/28	(.000/0-6) vs. Washington, 2/27
Free Throws Made	35* @ Toronto, 3/18	5 @ Chicago, 3/15
Free Throws Attempted	43 vs. Detroit, 12/4	10 @ Chicago, 3/15
Free Throw Percentage	(.941/32-34) vs. Seattle, 11/8	(.500*/5-10) @ Chicago, 3/15
Total Rebounds	62 vs. LA Lakers, 4/9	25 @ Portland, 2/22
Offensive Rebounds	26 vs. Vancouver, 4/19	5* vs. Portland, 4/5
Defensive Rebounds	42* vs. Charlotte (20T), 3/26	18 vs. Indiana, 1/2
Assists	37 vs. Dallas, 12/26	9 @ Indiana, 12/12
Steals	14 vs. LA Clippers, 4/9	1* vs. LA Lakers, 4/9
Turnovers	27* vs. Vancouver, 4/19	7 vs. Charlotte (20T), 3/26
Blocked Shots	16 vs. Toronto, 1/27	1 @ Golden State, 4/4
Fouls	39 @ Phoenix (30T), 11/15	36 by Atlanta, 11/21

OPPONENTS 1995-96 TEAM HIGHS & LOWS

	HIGH	LOW
Points	137 by Dallas, 2/29	78 by Minnesota, 4/2
Field Goals Made	52 @ Orlando, 2/13	24 by Detroit, 12/4
Field Goals Attempted	103 by Charlotte (20T), 3/26	65 by Detroit, 12/4
Field Goal Percentage	(.605/46-76) @ Indiana, 12/12	(.337/33-98) by Toronto, 1/27
Three-Pointers Made	18 by Dallas, 2/29	1* by Sacramento, 1/20
Three-Pointers Attempted	37 by Dallas, 2/29	5 @ New Jersey, 3/21
Three-Point Percentage	(.875/7-8) by LA Clippers, 12/23	(.059/1-17) by Miami, 1/6
Free Throws Made	37 @ Phoenix (30T), 11/15	7* by Milwaukee, 3/30
Free Throws Attempted	46 @ Phoenix (30T), 11/15	8 @ Chicago, 3/15
Free Throw Percentage	(.933*/14-15) @ Vancouver, 1/10	(.538/7-13) by Milwaukee, 3/30
Total Rebounds	62 by Charlotte (20T), 3/26	26 by Cleveland, 1/12
Offensive Rebounds	24 @ Utah, 12/7	4 by Vancouver, 4/19
Defensive Rebounds	45 by Charlotte (20T), 3/26	18 by Golden State, 3/9
Assists	36 @ Houston, 4/11	12* by Seattle, 4/21
Steals	18 by Vancouver, 4/19	2 by Sacramento, 4/15
Turnovers	27 @ LA Lakers, 11/3	4 by LA Lakers, 4/9
Blocked Shots	12* by LA Lakers, 4/9	1* @ Seattle, 1/24
Fouls	36 by Atlanta, 11/21	12 @ Orlando, 2/13

* Indicates repeated mark, and is the last time it happened.



1995-96 GAME-BY-GAME RESULTS (35-47)

NO.	DATE	OPP.	W-L	SCORE	HM.	RD.	TOT.	DEN. HIGH SCORER	OPP. HIGH SCORER	ATTEND.
1	11/3	@ L.A. Lakers	L	96-98	0-0	0-1	0-1	Abdul-Rauf-32	Ceballos-26	16,345
2	11/4	SAN ANTONIO	L	108-116	0-1	0-1	0-2	Abdul-Rauf-30	Elliott-32	17,171*
3	11/7	@ Golden State	L	93-98	0-1	0-2	0-3	Abdul-Rauf-17	Sprewell-30	15,025
4	11/8	SEATTLE	L	117-122	0-2	0-2	0-4	Abdul-Rauf-28	Schrempf-35	17,171*
5	11/10	@ Utah	L	86-109	0-2	0-3	0-5	MacLean-16	Malone-19	19,911
6	11/12	@ L.A. Clippers	L	103-108	0-2	0-4	0-6	Abdul-Rauf-20	Williams-19	7,380
7	11/15	@ Phoenix	W	137-127***	0-2	1-4	1-6	Abdul-Rauf-30	Barkley-29	19,023
8	11/17	NEW YORK	L	94-103	0-3	1-4	1-7	Williams-27	Ewing-20	17,171*
9	11/18	@ Houston	L	97-101	0-3	1-5	1-8	Stith-17	Horry-22	16,285
10	11/21	ATLANTA	W	107-99	1-3	1-5	2-8	McDyess-22	Lang-22	16,289
11	11/24	@ Dallas	W	112-109*	1-3	2-5	3-8	Abdul-Rauf-39	Mashburn-37	17,502
12	11/25	UTAH	W	94-91	2-3	2-5	4-8	D.Ellis-22	Malone-28	17,171*
13	11/28	@ Sacramento	L	85-91	2-3	2-6	4-9	Abdul-Rauf-24	Richmond-22	17,317
14	12/2	MINNESOTA	W	109-105	3-3	2-6	5-9	Abdul-Rauf-24	Gugliotta-25	16,789
15	12/4	DETROIT	W	85-82	4-3	2-6	6-9	Stith-22	Hill-23	15,116
16	12/7	@ Utah	W	124-119	4-3	3-6	7-9	Abdul-Rauf-51	Malone-26	19,911
17	12/8	PHOENIX	W	103-98	5-3	3-6	8-9	D. Ellis-23	Williams-23	17,171*
18	12/11	@ Philadelphia	W	104-91	5-3	4-6	9-9	Abdul-Rauf-22	Stackhouse-20	10,771
19	12/12	@ Indiana	L	92-125	5-3	4-7	9-10	MacLean-20	A. Davis-26	14,723
20	12/14	@ New York	W	103-94	5-3	5-7	10-10	Abdul-Rauf-25	Ewing-30	19,763
21	12/16	@ Atlanta	L	86-95	5-3	5-8	10-11	Stith-22	Blaylock-28	14,063
22	12/17	@ Cleveland	L	79-92	5-3	5-9	10-12	MacLean-26	Brandon/Majerle-20	14,935
23	12/20	GOLDEN STATE	W	109-104	6-3	5-9	11-12	MacLean-38	Mullin-26	16,625
24	12/21	@ San Antonio	L	96-114	6-3	5-10	11-13	D. Ellis-21	Robinson-25	14,663
25	12/23	L.A. CLIPPERS	L	92-107	6-4	5-10	11-14	Stith-25	Vaught-21	15,822
26	12/26	DALLAS	W	114-102	7-4	5-10	12-14	D. Ellis-30	Jackson-31	17,171*
27	12/27	@ Seattle	L	83-99	7-4	5-11	12-15	D. Ellis-19	Hawkins-24	17,072
28	12/29	@ Phoenix	L	92-103	7-4	5-12	12-16	D. Ellis/Rose-16	Tisdale-26	19,023
29	12/30	PHILADELPHIA	W	108-100	8-4	5-12	13-16	Abdul-Rauf/Stith-22	Ruffin-28	16,584
30	1/2	INDIANA	L	87-102	8-5	5-12	13-17	McDyess-21	Jackson/Pierce/Miller-15	16,212
31	1/4	@ Sacramento	L	96-126	8-5	5-13	13-18	Abdul-Rauf-26	Richmond-41	17,317
32	1/6	MIAMI	L	86-88	8-6	5-13	13-19	D. Ellis/Stith-16	Mourning-38	17,171*
33	1/7	@ L.A. Lakers	W	96-93	8-6	6-13	14-19	Abdul-Rauf-33	Divas-21	13,945
34	1/10	@ Vancouver	W	91-85	8-6	7-13	15-19	Abdul-Rauf-25	B. Edwards-30	15,416
35	1/12	CLEVELAND	W	90-83	9-6	7-13	16-19	D. Ellis-20	Phils-17	16,670
36	1/13	PORTLAND	L	117-118	9-7	7-13	16-20	D. Ellis-26	Strickland-26	16,913
37	1/16	@ Portland	L	69-87	9-7	7-14	16-21	Rose-16	C. Robinson-24	20,126
38	1/17	HOUSTON	L	112-120	9-8	7-14	16-22	McDyess-31	Olajuwon-37	15,717
39	1/20	SACRAMENTO	L	110-115	9-9	7-14	16-23	Abdul-Rauf-36	Richmond-22	16,820
40	1/24	@ Seattle	L	79-86	9-9	7-15	16-24	D. Ellis-17	Perkins-18	17,072
41	1/25	@ L.A. Clippers	L	93-94	9-9	7-16	16-25	McDyess-23	Vaught-26	6,131
42	1/27	TORONTO	W	89-82	10-9	7-16	17-25	Abdul-Rauf-21	Stoudamire-23	16,835
43	1/30	@ Minnesota	W	88-86	10-9	8-16	18-25	Abdul-Rauf-24	Rider-25	10,477
44	2/1	@ Milwaukee	L	102-108	10-9	8-17	18-26	Abdul-Rauf-25	Baker-26	13,389
45	2/4	CHICAGO	W	105-99	11-9	8-17	19-26	Abdul-Rauf-32	Jordan-39	17,171*
46	2/6	L.A. LAKERS	L	78-99	11-10	8-17	19-27	Mutombo-20	Ceballos-27	17,171*
47	2/8	L.A. CLIPPERS	W	115-95	12-10	8-17	20-27	Abdul-Rauf-28	Vaught-18	15,997
48	2/13	@ Orlando	L	93-121	12-10	8-18	20-28	D. Ellis-18	O'Neal-30	17,248
49	2/15	@ Miami	L	91-97	12-10	8-19	20-29	McDyess-26	Coles-24	24,230
50	2/16	@ Charlotte	L	100-107	12-10	8-20	20-30	D. Ellis-18	Geiger-28	24,042
51	2/18	BOSTON	W	117-93	13-10	8-20	21-30	Hammonds-26	Williams/Wesley-19	17,171*
52	2/22	@ Portland	L	78-107	13-10	8-21	21-31	McDyess-21	McKie-21	19,884
53	2/24	UTAH	W	99-90	14-10	8-21	22-31	Abdul-Rauf-31	Stockton-24	17,171*
54	2/27	WASHINGTON	W	96-92	15-10	8-21	23-31	McDyess-19	Howard-27	15,288
55	2/29	DALLAS	L	120-137	15-11	8-21	23-32	Abdul-Rauf-23	Jackson-30	16,462
56	3/2	VANCOUVER	W	108-82	16-11	8-21	24-32	Abdul-Rauf-33	Amaya-14	15,832
57	3/4	SAN ANTONIO	L	90-101	16-12	8-21	24-33	L. Ellis-18	Robinson-28	15,734
58	3/6	@ San Antonio	L	90-100	16-12	8-22	24-34	McDyess-16	Del Negro-23	14,008
59	3/7	PHOENIX	W	103-92	17-12	8-22	25-34	D. Ellis-33	Barkley-26	17,171*
60	3/9	GOLDEN STATE	W	102-88	18-12	8-22	26-34	Stith-27	Sprewell-19	17,171*
61	3/10	NEW JERSEY	L	88-99	18-13	8-22	26-35	McDyess-32	Gilliam-25	15,910
62	3/12	ORLANDO	W	110-93	19-13	8-22	27-35	Stith-23	Anderson/Hardaway-21	17,171*
63	3/15	@ Chicago	L	87-108	19-13	8-23	27-36	McDyess-22	Jordan-33	23,692
64	3/17	@ Detroit	L	81-91	19-13	8-24	27-37	McDyess-20	Houston-28	21,454
65	3/18	@ Toronto	W	122-114	19-13	9-24	28-37	McDyess-32	Murray-40	20,252
66	3/21	@ New Jersey	L	89-97	19-13	9-25	28-38	McDyess-20	Gilliam-25	15,467
67	3/22	@ Boston	L	96-99	19-13	9-26	28-39	D. Ellis-27	Wesley/Minor-24	18,034
68	3/24	@ Washington	L	90-92	19-13	9-27	29-40	D. Ellis-18	Muresan-22	10,756
69	3/26	CHARLOTTE	L	112-119**	19-14	9-27	29-41	McDyess-23	Rice-28	16,025
70	3/28	@ Vancouver	W	92-88	19-14	10-27	29-41	McDyess-18	Reeves-21	16,889
71	3/30	MILWAUKEE	W	98-85	20-14	10-27	30-41	Stith-20	Robinson-21	16,847
72	4/2	MINNESOTA	W	86-78	21-14	10-27	31-41	MacLean-24	Rider-17	15,042
73	4/4	@ Golden State	L	90-98	21-14	10-28	31-42	Stith-24	Sprewell-22	15,025
74	4/5	PORTLAND	L	91-97	21-15	10-28	31-43	D. Ellis-18	Strickland-29	16,145
75	4/7	HOUSTON	W	111-105	22-15	10-28	32-43	D. Ellis-21	Bryant-27	15,832
76	4/9	L.A. LAKERS	W	98-91	23-15	10-28	33-43	D. Ellis-20	Divas-19	17,171*
77	4/11	@ Houston	L	109-113	23-15	10-29	33-44	McDyess-23	Olajuwon-37	16,285
78	4/14	@ Minnesota	W	98-91	23-15	11-29	34-44	McDyess-21	Porter-23	18,717
79	4/15	SACRAMENTO	L	86-90	23-16	11-29	34-45	McDyess-19	Polynice-25	15,415
80	4/18	@ Dallas	L	98-132	23-16	11-30	34-46	MacLean-29	Jackson-25	15,907
81	4/19	VANCOUVER	L	78-92	23-17	11-30	34-47	L. Ellis-14	Wilkins-15	15,819
82	4/21	SEATTLE	W	99-88	24-17	11-30	35-47	D. Ellis-21	Jhnsn/Prkns/Schrmfp-13	15,921

* Denotes number of overtime periods

\$ McNichols Arena sellout





1996-97 SEASON

SEASON BY SEASON

1996-97 ROSTER

NO.	PLAYER	POS	HT	WT	COLLEGE/YR	EXP
53	Jerome Allen	G	6-4	184	Pennsylvania '95	1
3	Dale Ellis	F/G	6-7	215	Tennessee '83	13
20	LaPhonso Ellis	F	6-8	240	Notre Dame '92	4
5	Anthony Goldwire	G	6-2	182	Houston '94	1
21	Tom Hammonds	F	6-9	225	Georgia Tech '89	7
13	Mark Jackson	G	6-3	185	St. John's '87	9
50	Ervin Johnson	C	6-11	245	New Orleans '93	3
8	Sarunas Marciulionis	G	6-5	215	Lithuania '86	7
24	Antonio McDyess	F	6-9	220	Alabama '97	1
22	Ricky Pierce	G	6-4	215	Rice '82	14
30	Kenny Smith	G	6-3	170	North Carolina '87	9
23	Bryant Stith	G	6-5	208	Virginia '92	4
6	Brooks Thompson	G	6-4	195	Oklahoma State '94	2
41	LaSalle Thompson	C	6-10	260	Texas '83	14
25	George Zidek	C	7-0	266	UCLA '95	1

Head Coach: Dick Motta (Utah State '53)

Assistant Coaches: Jim Brovelli (San Francisco '64), Gene Littles (High Point '69)

Trainer:..... Jim Gillen (Ft. Hays State '74)

Assistant Trainer:..... Max Benton (Colorado '95)

NUGGETS 1996-97 TEAM HIGHS & LOWS

	HIGH	LOW
Points	132 vs. New Jersey, 1/20	63 @ Portland, 4/16
Field Goals Made	49 vs. New Jersey, 1/20	20 @ Portland, 4/16
Field Goals Attempted	102 vs. Golden State (OT), 4/10	66 vs. Portland, 12/5
Field Goal Percentage	(.582/39-67) @ Toronto, 11/11	(.274/20-73) @ Portland, 11/23
Three-Pointers Made	16 @ Seattle, 3/20	1 @ Portland, 11/23
Three-Pointers Attempted	31* @ Seattle, 3/20	8 vs. Dallas, 11/1
Three-Point Percentage	(.588/10-17) @ Detroit (OT), 11/13	(.050/1-20) @ Portland, 11/23
Free Throws Made	32 vs. Dallas, 11/1	4 vs. Cleveland (OT), 1/16
Free Throws Attempted	43 vs. Dallas, 11/1	5 vs. Cleveland (OT), 1/16
Free Throw Percentage	(1.000/21-21) vs. Phoenix, 4/4	(.389/7-18) @ LA Lakers, 4/2
Total Rebounds	56 vs. Houston (OT), 11/7	26 @ Portland, 11/23
Offensive Rebounds	28 vs. Phoenix, 4/4	1 vs. Portland, 12/5
Defensive Rebounds	44 @ Golden State (OT), 4/10	20 @ Portland, 11/23
Assists	41 vs. New Jersey, 1/20	10 @ Portland, 11/23
Steals	12 vs. Washington, 2/5	1* vs. Detroit, 3/13
Turnovers	33 @ Seattle, 3/20	8* vs. San Antonio, 3/15
Blocked Shots	14 @ Houston, 1/30	1* @ Chicago, 2/18
Fouls	34 vs. Chicago, 11/21	12 @ Houston, 1/30

OPPONENTS 1996-97 TEAM HIGHS & LOWS

	HIGH	LOW
Points	134 @ Chicago, 2/18	79* by Sacramento, 12/18
Field Goals Made	53 @ Chicago, 2/18	24 @ San Antonio, 11/3
Field Goals Attempted	113 @ Phoenix (OT), 12/23	69 @ Dallas, 1/11
Field Goal Percentage	(.649/50-77) by Utah, 3/23	(.320/24-75) @ San Antonio, 11/3
Three-Pointers Made	14 by LA Lakers, 3/17	1* by Utah, 3/23
Three-Pointers Attempted	34 by Atlanta, 2/2	5* by Cleveland, 1/16
Three-Point Percentage	(.667*/6-9) by San Antonio, 1/3	(.063/1-16) @ Boston, 11/15
Free Throws Made	30* by LA Lakers, 2/13	3* @ Phoenix, 12/23
Free Throws Attempted	47 by Chicago, 11/21	9* @ Houston, 1/30
Free Throw Percentage	(.938/15-16) by Phoenix, 4/4	(.333/3-9) last by Phoenix, 12/23
Total Rebounds	67 @ San Antonio, 4/8	30 by Miami, 11/19
Offensive Rebounds	32 @ San Antonio, 4/8	4 @ Houston, 3/29
Defensive Rebounds	46 @ Portland, 4/16	19 @ Orlando, 2/21
Assists	42 @ Chicago, 2/18	13 by San Antonio, 1/3
Steals	22 @ Seattle, 3/20	2 by Sacramento, 2/1
Turnovers	23 @ Portland, 11/23	5 @ Orlando, 2/21
Blocked Shots	12 @ Boston, 11/15	1* @ Phoenix, 12/23
Fouls	30* @ Dallas, 1/11	10 @ Sacramento, 1/7

* Indicates repeated mark, and is the last time it happened.



1996-97 GAME-BY-GAME RESULTS (21-61)

NO.	DATE	OPP.	W-L	SCORE	HM.	RD.	TOT.	DEN. HIGH SCORER	OPP. HIGH SCORER	ATTEND.
1	11/1	DALLAS	L	91-92	0-1	0-0	0-1	L. Ellis - 21	Jackson - 28	16,104
2	11/3	@ San Antonio	W	88-79	0-1	1-0	1-1	Pierce - 15	Elliott - 17	20,791
3	11/5	LA CLIPPERS	L	78-82	0-2	1-0	1-2	D. Ellis - 25	Roberts - 21	10,190
4	11/7	HOUSTON	L	108-110*	0-3	1-0	1-3	D. Ellis - 33	Olajuwon - 36	12,137
5	11/8	GOLDEN STATE	W	94-91	1-3	1-0	2-3	McDyess - 27	Spewell - 29	10,302
6	11/10	@ Cleveland	L	86-101	1-3	1-1	2-4	D. Ellis - 18	Ferry - 20	13,921
7	11/11	@ Toronto	W	104-93	1-3	2-1	3-4	D. Ellis - 27	Oshtey - 26	17,132
8	11/13	@ Detroit	L	94-95*	1-3	2-2	3-5	D. Ellis/McDyess - 20	Hill - 27	13,717
9	11/15	@ Boston	W	82-80	1-3	3-2	4-5	D. Ellis - 36	Wesley - 18	14,133
10	11/16	New Jersey	L	99-106	1-3	3-3	4-6	D. Ellis - 27	Gill - 32	13,309
11	11/19	MIAMI	L	86-104	1-4	3-3	4-7	McDyess - 27	Mourning - 23	12,119
12	11/21	CHICAGO	L	92-110	1-5	3-3	4-8	Stith - 20	Jordan - 31	17,175
13	11/23	@ Portland	L	65-105	1-5	3-4	4-9	McDyess - 16	Trent - 22	20,116
14	11/26	PHOENIX	W	117-108	2-5	3-4	5-9	D. Ellis - 28	Johnson - 34	9,226
15	11/27	@ Utah	L	103-107	2-5	3-5	5-10	Stith - 31	Malone - 31	19,324
16	11/29	MINNESOTA	L	103-108	2-6	3-5	5-11	McDyess - 34	Marbury - 30	12,129
17	12/1	@ LA Lakers	L	96-104	2-6	3-6	5-12	McDyess - 26	O'Neal/Van Exel - 24	15,584
18	12/3	@ Golden State	L	99-114	2-6	3-7	5-13	B. Thompson - 23	Spewell - 28	12,347
19	12/5	PORTLAND	L	104-115	2-7	3-7	5-14	Stith - 37	Anderson - 26	9,679
20	12/7	UTAH	L	91-104	2-8	3-7	5-15	D. Ellis - 19	Malone - 21	12,837
21	12/10	@ Atlanta	L	88-89	2-8	3-8	5-16	D. Ellis - 21	Laettner - 22	6,356
22	12/11	@ Charlotte	L	97-101	2-8	3-9	5-17	D. Ellis - 24	Mason - 25	24,042
23	12/13	@ Washington	L	104-108	2-8	3-10	5-18	D. Ellis - 22	Webster - 25	18,756
24	12/14	@ New York	L	82-89	2-8	3-11	5-19	McDyess - 29	Childs - 20	19,763
25	12/18	SACRAMENTO	W	95-79	3-8	3-11	6-19	Johnson - 18	Richmond - 32	7,682
26	12/20	VANCOUVER	W	108-93	4-8	3-11	7-19	Stith - 29	Peeler - 19	10,020
27	12/23	@ Phoenix	W	112-109*	4-8	4-11	8-19	Stith - 36	Chapman - 18	19,023
28	12/26	PHILADELPHIA	L	89-118	4-9	4-11	8-20	D. Ellis - 15	Iverson - 31	16,026
29	12/28	@ Minnesota	L	96-103*	4-9	4-12	8-21	McDyess - 23	Gugliotta - 27	18,814
30	12/30	BOSTON	L	102-104	4-10	4-12	8-22	Pierce - 21	Wesley - 25	15,330
31	1/3	SAN ANTONIO	L	91-93	4-11	4-12	8-23	L. Ellis - 30	Maxwell - 24	10,504
32	1/7	@ Sacramento	W	109-96	4-11	5-12	9-23	L. Ellis - 33	Richmond - 19	17,317
33	1/8	SEATTLE	L	99-103	4-12	5-12	9-24	D. Ellis - 26	Kemp - 26	8,307
34	1/10	INDIANA	L	89-108	4-13	5-12	9-25	L. Ellis - 14	Miller - 19	12,310
35	1/11	@ Dallas	L	99-104	4-13	5-13	9-26	L. Ellis - 28	Gatting/McCloud - 21	15,174
36	1/13	CHARLOTTE	L	100-102*	4-14	5-13	9-27	L. Ellis - 23	Rice - 25	7,573
37	1/14	@ Phoenix	L	101-110	4-14	5-14	9-28	L. Ellis - 33	Johnson - 25	19,023
38	1/16	CLEVELAND	W	88-87*	5-14	5-14	10-28	L. Ellis - 27	Potapenko - 16	8,072
39	1/18	DALLAS	L	104-107	5-15	5-14	10-29	D. Ellis - 24	Mashburn - 27	9,618
40	1/20	NEW JERSEY	W	132-123	6-15	5-14	11-29	L. Ellis - 36	Gill - 30	10,220
41	1/22	VANCOUVER	W	94-84	7-15	5-14	12-29	L. Ellis - 22	Abdur-Rahim - 22	8,422
42	1/24	@ LA Clippers	L	111-114	7-15	5-15	12-30	D. Ellis - 27	Vaught - 31	11,074
43	1/25	@ Vancouver	W	83-82	7-15	6-15	13-30	L. Ellis - 18	Reeves - 23	17,102
44	1/28	@ Utah	L	99-114	7-15	6-16	13-31	L. Ellis - 23	Malone - 28	19,911
45	1/30	@ Houston	W	113-109	7-15	7-16	14-31	Pierce - 25	Olajuwon - 48	16,285
46	2/1	SACRAMENTO	L	107-113	7-16	7-16	14-32	L. Ellis - 27	Richmond - 35	10,821
47	2/2	ATLANTA	W	115-104	8-16	7-16	15-32	D. Ellis - 21	Blaylock - 29	13,122
48	2/5	WASHINGTON	W	106-104	9-16	7-16	16-32	D. Ellis/Pierce - 23	Strickland - 28	9,525
49	2/11	@ Seattle	L	81-108	9-16	7-17	16-33	L. Ellis - 19	Payton - 28	17,072
50	2/13	LA LAKERS	L	117-132	9-17	7-17	16-34	Stith - 26	Van Exel - 30	16,713
51	2/15	@ Milwaukee	L	87-92	9-17	7-18	16-35	L. Ellis - 22	Baker - 21	16,278
52	2/16	@ Philadelphia	W	112-97	9-17	8-18	17-35	L. Ellis - 37	MacLean - 24	11,278
53	2/18	@ Chicago	L	123-134	9-17	8-19	17-36	D. Ellis - 27	Pippen - 47	23,874
54	2/20	@ Indiana	L	68-92	9-17	8-20	17-37	L. Ellis - 18	Smits - 23	14,292
55	2/21	@ Orlando	L	86-99	9-17	8-21	17-38	L. Ellis - 24	Hardaway - 22	17,448
56	2/23	@ Miami	L	86-95	9-17	8-22	17-39	L. Ellis - 29	Austin - 15	14,874
57	2/25	TORONTO	L	122-124*	9-18	8-22	17-40	L. Ellis - 32	Stoudamire - 35	9,225
58	2/28	NEW YORK	L	108-112*	9-19	8-22	17-41	McDyess - 32	Starks - 23	14,128
59	3/2	LA CLIPPERS	W	109-107*	10-19	8-22	18-41	McDyess - 33	Vaught - 25	7,802
60	3/5	@ Sacramento	L	100-105	10-19	8-23	18-42	Stith - 21	Richmond - 34	17,717
61	3/7	@ Minnesota	L	83-96	10-19	8-24	18-43	McDyess - 20	Gugliotta - 30	18,522
62	3/11	ORLANDO	L	91-96	10-20	8-24	18-44	L. Ellis - 19	Hardaway - 27	10,211
63	3/13	DETROIT	L	82-102	10-21	8-24	18-45	L. Ellis - 28	Hill - 28	13,813
64	3/15	SAN ANTONIO	W	121-105	11-21	8-24	19-45	L. Ellis - 39	Wilkins - 20	11,051
65	3/17	LA LAKERS	L	94-113	11-22	8-24	19-46	McDyess - 26	Van Exel - 30	13,817
66	3/20	@ Seattle	L	97-123	11-22	8-25	19-47	L. Ellis - 20	Kemp - 24	17,072
67	3/21	@ Vancouver	L	101-108	11-22	8-26	19-48	McDyess - 29	Reeves - 31	19,193
68	3/23	UTAH	L	103-120	11-22	8-26	19-49	McDyess - 24	Malone - 35	10,723
69	3/26	MINNESOTA	L	100-102	11-24	8-26	19-50	L. Ellis - 32	Gugliotta - 25	10,326
70	3/29	@ Houston	L	105-120	11-24	8-27	19-51	L. Ellis - 24	Olajuwon - 45	16,285
71	3/30	MILWAUKEE	W	99-97	12-24	8-27	20-51	L. Ellis - 24	Robinson - 30	8,230
72	4/1	HOUSTON	L	99-116	12-25	8-27	20-52	McDyess - 27	Drexler - 42	13,341
73	4/2	@ LA Lakers	L	85-110	12-25	8-28	20-53	McDyess - 21	Jones - 27	17,141
74	4/4	PHOENIX	L	113-122	12-26	8-28	20-54	McDyess - 26	Johnson - 24	12,204
75	4/7	PORTLAND	L	104-110	12-27	8-28	20-55	Hammonds - 29	Rider - 28	9,047
76	4/8	@ San Antonio	L	90-96	12-27	8-29	20-56	McDyess - 17	Williams - 30	13,484
77	4/10	@ Golden State	L	107-109*	12-27	8-30	20-57	McDyess - 35	Smith - 25	15,930
78	4/12	@ LA Clippers*	L	94-116	12-27	8-31	20-58	D. Ellis - 23	Rogers - 26	18,211
79	4/14	GOLDEN STATE	L	93-103	12-28	8-31	20-59	McDyess/D. Ellis - 24	Mullin - 20	7,514
80	4/16	@ Portland	L	63-107	12-28	8-32	20-60	Hammonds - 14	Trent - 20	21,448
81	4/17	SEATTLE	L	104-108	12-29	8-32	20-61	McDyess - 29	Kemp - 27	12,817
82	4/19	@ Dallas	W	100-95	12-29	9-32	21-61	Hammonds - 24	Bradley - 25	16,183

* Denotes number of overtime periods

\$ McNichols Arena sellout

^ At Anaheim





1997-98 SEASON

SEASON BY SEASON

1997-98 ROSTER

NO.	PLAYER	POS	HT	WT	COLLEGE/YR	EXP.
7	Cory Alexander	G	6-1	190	Virginia '95	2
4	Tony Battie	F/C	6-11	240	Texas Tech '98	R
3	Harold Ellis	G	6-5	200	Morehouse '92	2
20	LaPhonso Ellis	F	6-8	240	Notre Dame '92	5
15	Danny Fortson	F	6-7	260	Cincinnati '98	R
1	Kiwane Garri	G	6-2	183	Illinois '97	R
21	Dean Garrett	C	6-11	250	Indiana '88	1
5	Anthony Goldwire	G	6-2	182	Houston '94	2
13	Bobby Jackson	G	6-1	185	Minnesota '97	R
30	Priest Lauderdale	C	7-4	325	Central State '97	1
22	Johnny Newman	F/G	6-7	205	Richmond '86	11
23	Bryant Stith	G	6-5	208	Virginia '92	5
14	Eric Washington	G	6-4	190	Alabama '97	R
32	Eric Williams	F	6-8	220	Providence '95	2
17	Joe Wolf	F/C	6-11	253	North Carolina '87	9
25	George Zidek	C	7-0	266	UCLA '95	3

Head Coach: Bill Hanzlik (Notre Dame '80)

Assistant Coaches: Brian Winters (South Carolina '74), T.R. Dunn (Alabama '77),

Mike D'Antoni (Marshall '73)

Athletic Trainer: Jim Gillen (Ft. Hays State '74)

Asst. Athletic Trainer: Max Benton (Colorado '95)

NUGGETS 1997-98 TEAM HIGHS & LOWS

	HIGH	LOW
Points	128 vs. Sacramento, 4/9	63 @ Indiana, 3/1
Field Goals Made	47 vs. Dallas, 1/31	22 vs. Detroit, 1/21
Field Goals Attempted	94 twice, last vs. Houston (OT), 1/2	62 twice, last vs. Golden State, 3/27
Field Goal Percentage	(.597/37-62) vs. Boston, 2/10	(.305/25-82) @ Utah, 4/3
Three-Pointers Made	10 twice, last vs. Portland, 4/17	0 three times, last vs. Utah, 11/7
Three-Pointers Attempted	23 vs. Seattle, 4/5	2 vs. Utah, 11/7
Three-Point Percentage	(.625/10-16) vs. Sacramento, 4/9	.000 three times, last (0-2) vs. Utah, 11/7
Free Throws Made	42 vs. Utah, 12/30	5 @ Phoenix, 1/23
Free Throws Attempted	52 vs. Utah, 12/30	6 @ Phoenix, 1/23
Free Throw Percentage	(.917/22-24) twice, last @ Minnesota, 3/20	(.563/9-16) vs. Seattle, 11/22
Total Rebounds	54 vs. Washington, 11/4	23 vs. Orlando, 1/13
Offensive Rebounds	22 vs. Washington, 11/4	4 twice, last vs. Sacramento, 4/9
Defensive Rebounds	38 @ Vancouver, 11/21	15 @ Portland, 2/15
Assists	31 @ Houston, 12/2	11 twice, last @ Seattle, 2/22
Steals	13 three times, last vs. Portland, 3/14	2 @ Miami, 11/15
Turnovers	32 @ Boston, 11/12	7 twice, last vs. Houston, 4/7
Blocked Shots	14 vs. Boston, 2/10	0 @ Houston, 4/14
Fouls	34 @ LA Lakers, 2/19	14 @ Dallas, 4/11

OPPONENTS 1997-98 TEAM HIGHS & LOWS

	HIGH	LOW
Points	133 @ New Jersey, 12/13	79 by Philadelphia, 2/27
Field Goals Made	52 @ New Jersey, 12/13	26 @ LA Clippers, 1/24
Field Goals Attempted	101 @ New Jersey, 12/13	64 three times, last by Houston, 4/7
Field Goal Percentage	(.627/42-67) @ Portland, 2/15	(.340/33-97) by Boston, 2/10
Three-Pointers Made	12 twice by Houston, last 4/7	0 @ Sacramento, 11/25
Three-Pointers Attempted	32 @ Houston, 4/14	3 @ Detroit, 12/9
Three-Point Percentage	(.727/8-11) by LA Lakers, 12/3	(.000/0-4) @ Sacramento, 11/25
Free Throws Made	34 twice, last @ LA Lakers, 1/14	15 three times, last by Philadelphia, 2/27
Free Throws Attempted	46 @ Portland, 1/18	18 @ Indiana, 3/1
Free Throw Percentage	(.952/20-21) by Orlando, 1/13	(.613/19-31) by Miami, 1/9
Total Rebounds	56 twice, last by Phoenix, 12/20	30 @ Houston, 12/2
Offensive Rebounds	29 by Boston, 2/10	6 by Milwaukee, 4/1
Defensive Rebounds	40 by Chicago, 2/2	17 by Boston, 2/10
Assists	40 @ LA Lakers, 1/14	12 @ LA Clippers, 1/24
Steals	16 twice, last @ New Jersey, 12/13	3 three times, last by Portland, 4/17
Turnovers	24 by Golden State, 12/26	8 twice, last @ Sacramento, 11/25
Blocked Shots	13 twice, last @ Toronto (OT), 3/19	1 twice, last by Boston, 2/10
Fouls	35 @ Seattle, 12/18	10 @ Phoenix, 1/23

Italics indicates franchise record.



1997-98 GAME-BY-GAME RESULTS (11-71)

NO.	DATE	OPPONENT	W-L	SCORE	HOME	ROAD	TOTAL	DEN. HIGH SCORER	OPP. HIGH SCORER	ATTEND.
1	10/31	SAN ANTONIO	L	96-107	0-1	0-0	0-1	Jackson - 27	Robinson - 20	15,031
2	11/1	@Utah	L	84-102	0-1	0-1	0-2	Stith - 18	Malone - 24	19,911
3	11/4	WASHINGTON	L	96-120	0-2	0-1	0-3	Williams - 26	Howard - 29	8,104
4	11/7	UTAH	L	89-91	0-3	0-1	0-4	Williams - 25	Malone - 20	10,317
5	11/11	@New York	L	90-93	0-3	0-2	0-5	Stith - 18	Ewing - 28	19,763
6	11/12	@Boston	L	86-96	0-3	0-3	0-6	Battie - 14	Walker - 19	15,760
7	11/14	@Orlando	L	85-103	0-3	0-4	0-7	Newman - 23	Grant - 21	16,551
8	11/15	@Miami	L	93-96	0-3	0-5	0-8	L. Ellis - 20	Hardaway - 26	14,893
9	11/18	VANCOUVER	L	87-100	0-4	0-5	0-9	Jackson - 18	B. Edwards - 27	9,718
10	11/21	@Vancouver	L	96-99	0-4	0-6	0-10	Newman/Stith - 22	Abdus-Rahim - 28	15,888
11	11/22	SEATTLE	L	80-84	0-5	0-6	0-11	Washington - 22	Payton - 20	12,022
12	11/25	@Sacramento	L	93-97	0-5	0-7	0-12	Newman - 19	Williamson - 24	12,950
13	11/28	MINNESOTA	W	95-84	1-5	0-7	1-12	Newman - 31	Gugliotta - 18	13,628
14	12/2	@Houston	L	101-112	1-5	0-8	1-13	Newman - 32	Drexler - 22	16,285
15	12/3	LA LAKERS	L	89-107	1-6	0-8	1-14	Newman - 19	Campbell - 25	14,503
16	12/5	INDIANA	L	85-96	1-7	0-8	1-15	Jackson - 22	Smits - 24	11,215
17	12/7	LA CLIPPERS	W	100-92	2-7	0-8	2-15	L. Ellis - 19	Rogers/Piatkowski - 18	7,507
18	12/9	@Detroit	L	83-92	2-7	0-9	2-16	Lauderdale - 16	B. Williams - 21	14,856
19	12/10	@Cleveland	L	83-102	2-7	0-10	2-17	Washington - 19	Person - 18	15,353
20	12/12	@Philadelphia	L	91-106	2-7	0-11	2-18	Wshgtn/Nwmm/Gldwre-14	Stackhouse - 32	12,540
21	12/13	@New Jersey	L	95-133	2-7	0-12	2-19	Newman - 21	Van Horn - 30	15,248
22	12/16	SAN ANTONIO	L	85-99	2-8	0-12	2-20	Fortson - 18	Robinson - 22	10,916
23	12/18	@Seattle	L	106-119	2-8	0-13	2-21	Washington - 18	Baker - 18	17,072
24	12/20	PHOENIX	L	81-102	2-9	0-13	2-22	Washington/Battie - 14	Nash - 20	12,120
25	12/23	@Golden State	L	75-87	2-9	0-14	2-23	Fortson - 22	Smith - 22	10,574
26	12/26	GOLDEN STATE	L	69-81	2-10	0-14	2-24	L. Ellis - 19	Dampier - 19	11,926
27	12/27	@LA Clippers	L	103-105	2-10	0-15	2-25	L. Ellis - 20	Rogers - 29	5,284
28	12/30	UTAH	L	99-132	2-11	0-15	2-26	Newman - 21	Ostertag - 21	14,230
29	1/2	HOUSTON	L	115-116*	2-12	0-15	2-27	L. Ellis - 26	Willis - 33	14,902
30	1/3	@Minnesota	L	87-109	2-12	0-16	2-28	H. Ellis - 16	Garnett/Mitchell - 18	19,006
31	1/6	@Dallas	L	90-108	2-12	0-17	2-29	Jackson - 17	Smith - 28	8,833
32	1/7	@San Antonio	L	89-96	2-12	0-18	2-30	Battie - 17	Robinson - 22	15,200
33	1/9	MIAMI	L	79-98	2-13	0-18	2-31	L. Ellis - 19	Mourning - 25	9,719
34	1/13	ORLANDO	L	84-98	2-14	0-18	2-32	L. Ellis - 16	Grant - 20	12,113
35	1/14	@LA Lakers	L	114-132	2-14	0-19	2-33	Fortson - 19	O'Neal - 34	15,067
36	1/16	CLEVELAND	L	74-99	2-15	0-19	2-34	Jackson - 28	Person/Anderson - 20	10,216
37	1/18	@Portland	L	82-94	2-15	0-20	2-35	Jackson - 27	Trent - 27	19,964
38	1/20	@Vancouver	L	77-88	2-15	0-21	2-36	L. Ellis - 21	Abdus-Rahim - 24	15,852
39	1/21	DETROIT	L	67-87	2-16	0-21	2-37	Jackson - 16	Stackhouse - 21	10,821
40	1/23	@Phoenix	L	77-93	2-16	0-22	2-38	Jackson - 18	McDyess - 24	19,023
41	1/24	@LA Clippers	W	99-81	2-16	1-22	3-38	Goldwire - 20	Martin - 14	7,614
42	1/27	NEW JERSEY	L	87-120	2-17	0-22	2-39	Garnett/Fortson - 15	Cassell/Kittles - 18	9,327
43	1/29	TORONTO	L	80-94	2-18	0-22	3-40	L. Ellis - 18	Stoudamire - 22	9,629
44	1/31	DALLAS	W	110-98	3-18	1-22	4-40	Newman - 21	Finley - 38	12,531
45	2/2	CHICAGO	L	72-111	3-19	1-22	4-41	Newman - 19	Burrell - 24	17,171\$
46	2/4	SACRAMENTO	L	99-101	3-20	1-22	4-42	L. Ellis - 23	Richmond - 32	7,904
47	2/10	BOSTON	W	112-99	4-20	1-22	5-42	Newman - 34	Mercer - 19	15,610
48	2/12	@Sacramento	L	84-87	4-20	1-23	5-43	Goldwire - 16	Richmond - 27	13,616
49	2/13	MINNESOTA	L	80-107	4-21	1-23	5-44	L. Ellis/Goldwire - 16	Marbury - 22	12,013
50	2/15	@Portland	L	82-117	4-21	1-24	5-45	Newman - 21	Rider - 31	21,140
51	2/17	NEW YORK	L	77-91	4-22	1-24	5-46	L. Ellis - 23	Houston - 21	14,517
52	2/19	@LA Lakers	L	92-131	4-22	1-25	5-47	L. Ellis/Newman - 19	Fox - 22	15,159
53	2/20	@Golden State	L	88-95	4-22	1-26	5-48	Battie/Newman - 18	Marshall - 18	11,887
54	2/22	@Seattle	L	68-88	4-22	1-27	5-49	Goldwire - 18	Payton - 17	17,072
55	2/23	CHARLOTTE	L	98-118	4-23	1-27	5-50	L. Ellis - 23	Rice - 31	7,323
56	2/25	ATLANTA	L	88-112	4-24	1-27	5-51	Goldwire - 20	Henderson - 22	7,525
57	2/27	PHILADELPHIA	L	78-79	4-25	1-27	5-52	L. Ellis - 22	Coleman - 19	13,727
58	3/1	@Indiana	L	63-90	4-25	1-28	5-53	Fortson - 15	Smits - 23	16,650
59	3/3	@Chicago	L	90-118	4-25	1-29	5-54	Fortson - 26	Jordan - 30	23,810
60	3/5	@Milwaukee	L	87-104	4-25	1-30	5-55	Newman - 22	Allen - 26	13,227
61	3/6	@Atlanta	L	94-115	4-25	1-31	5-56	Newman - 23	Laettner - 21	8,827
62	3/8	LA CLIPPERS	L	89-100	4-26	1-31	5-57	L. Ellis - 20	Piatkowski - 29	7,808
63	3/10	PHOENIX	L	76-100	4-27	1-31	5-58	Newman - 20	McDyess - 18	12,010
64	3/12	VANCOUVER	W	98-93	5-27	1-31	6-58	Alexander - 21	Mack - 19	9,112
65	3/14	PORTLAND	W	92-82	6-27	1-31	7-58	Newman - 33	Sabonis - 24	13,514
66	3/16	@Charlotte	L	87-109	6-27	1-32	7-59	Newman - 17	Geiger/Curry - 18	22,212
67	3/17	@Washington	W	90-89	6-27	1-32	7-59	L. Ellis - 18	Webber - 26	17,715
68	3/19	@Toronto	L	102-104*	6-27	2-33	8-60	Newman - 24	Brown - 24	14,574
69	3/20	@Minnesota	L	88-104	6-27	2-34	8-61	Fortson - 21	Gmt/Hmnds/Pttr - 16	18,007
70	3/23	LA LAKERS	L	86-107	6-28	2-34	8-62	Fortson - 24	Jones - 27	17,171\$
71	3/25	DALLAS	L	94-105	6-29	2-34	8-63	Newman - 20	Finley - 22	9,525
72	3/27	GOLDEN STATE	W	97-89	7-29	2-34	9-63	Newman - 22	Jackson - 22	11,227
73	4/1	MILWAUKEE	L	100-106	7-30	2-34	9-64	Fortson - 24	Allen - 21	11,101
74	4/3	@Utah	L	75-97	7-30	2-35	9-65	Fortson/L. Ellis - 17	Malone - 22	19,911
75	4/5	SEATTLE	L	83-87	7-31	2-35	9-66	Alexander - 25	Baker - 21	15,945
76	4/7	HOUSTON	L	87-104	7-32	2-35	9-67	Alexander - 19	Drexler - 20	14,817
77	4/9	SACRAMENTO	W	128-103	8-32	2-35	10-67	Newman - 35	Williamson - 19	10,959
78	4/11	@Dallas	L	81-99	8-32	2-36	10-68	Fortson - 16	Bradley - 18	13,675
79	4/14	@Houston	L	88-94	8-32	2-37	10-69	L. Ellis/Alexander - 22	Elie - 23	16,285
80	4/15	@Phoenix	L	89-96	8-32	2-38	10-70	L. Ellis - 23	McDyess - 25	19,023
81	4/17	PORTLAND	W	109-101	9-32	2-38	11-70	L. Ellis/Goldwire - 22	B. Grant - 18	14,517
82	4/19	@San Antonio	L	82-96	9-32	2-39	11-71	Fortson - 16	Duncan - 25	18,912

* Denotes number of overtime periods

\$ McNichols Arena sellout

*at Georgia Tech





1998-99 SEASON

1998-99 ROSTER

NO.	PLAYER	POS	HT	WT	COLLEGE/YR	EXP.
7	Cory Alexander	G	6-1	190	Virginia '95	3
4	Chauncey Billups	G	6-3	202	Colorado '99	1
13	Keon Clark	F/C	6-11	220	UNLV '98	R
15	Danny Fortson	F	6-7	260	Cincinnati '98	1
21	Carl Herrera	F	6-9	225	Houston '91	7
45	Raef LaFrentz	C/F	6-11	240	Kansas '98	R
11	Kelly McCarty	G/F	6-7	200	Southern Mississippi '98	R
24	Antonio McDyess	F	6-9	240	Alabama '97	3
34	Loren Meyer	F/C	6-10	260	Iowa State '95	3
23	Bryant Stith	G	6-5	210	Virginia '92	6
17	Johnny Taylor	F	6-9	220	Tennessee-Chattanooga '97	1
31	Nick Van Exel	G	6-1	190	Cincinnati '93	5
14	Eric Washington	G	6-4	190	Alabama '97	1
5	Tyson Wheeler	G	5-10	165	Rhode Island '98	R
32	Eric Williams	F	6-8	220	Providence '95	3
3	Monty Williams	F	6-8	225	Notre Dame '94	4

Head Coach: Mike D'Antoni (Marshall '73)
Assistant Coaches: John Lucas (Maryland '76), Mike Evans (Kansas State '78),
 Louie Dampier (Kentucky '67), Kim Hughes (Wisconsin '74)
Athletic Trainer: Jim Gillen (Ft. Hays State '74)
Asst. Athletic Trainer: Max Benton (Colorado '95)

NUGGETS 1998-99 TEAM HIGHS & LOWS

	HIGH	LOW
Points	120 vs. New Jersey, 4/14	61 @ San Antonio, 3/13
Field Goals Made	43 twice, last vs. Sacramento, 5/3	21 @ San Antonio, 3/13
Field Goals Attempted	101 @ Sacramento, 4/10	65 vs. Seattle, 3/21
Field Goal Percentage	(.573/43-75) vs. Vancouver, 3/15	(.288/21-73) @ San Antonio, 3/13
Three-Pointers Made	14 vs. Houston, 3/17	0 @ San Antonio, 3/13
Three-Pointers Attempted	32 vs. Phoenix, 2/15	5 @ San Antonio, 3/13
Three-Point Percentage	(.714/10-14) vs. New Jersey, 4/14	(.000/0-5) @ San Antonio, 3/13
Free Throws Made	39 vs. L.A. Lakers (OT), 2/22	9 vs. Phoenix, 4/29
Free Throws Attempted	51 vs. L.A. Lakers (OT), 2/22	14 twice, last vs. Sacramento, 5/3
Free Throw Percentage	(.944/17-18) vs. Milwaukee, 2/26	(.622/28-45) @ Portland, 2/17
Total Rebounds	53 vs. L.A. Lakers, 2/10	27 vs. San Antonio, 3/7
Offensive Rebounds	25 vs. L.A. Lakers, 2/10	5 vs. Vancouver, 3/15
Defensive Rebounds	37 vs. Dallas, 2/12	17 vs. Utah, 2/24
Assists	34 vs. Vancouver, 3/15	9 @ San Antonio, 3/13
Steals	16 vs. Vancouver, 3/15	1 @ L.A. Clippers, 4/18
Turnovers	25 @ Boston, 3/5	6 vs. Houston, 5/5
Blocked Shots	18 vs. Vancouver, 3/15	1 four times, last @ L.A. Lakers, 4/5
Fouls	31 twice, last vs. Seattle, 4/1	13 three times, last @ Portland, 4/26

OPPONENTS 1998-99 TEAM HIGHS & LOWS

	HIGH	LOW
Points	119 @ Sacramento, 4/17	80 by L.A. Clippers, 4/4
Field Goals Made	49 @ Minnesota, 4/2	26 by L.A. Clippers, 3/29
Field Goals Attempted	94 twice, last @ Golden State, 4/24	63 by Utah, 2/24
Field Goal Percentage	(.588/47-80) @ San Antonio, 3/23	(.354/28-79) @ Golden State, 4/15
Three-Pointers Made	10 by Houston, 5/5	0 @ Vancouver, 4/7
Three-Pointers Attempted	27 by Dallas, 2/12	4 three times, last @ Vancouver, 4/7
Three-Point Percentage	(.750/3-4) by Vancouver, 3/15	(.000/0-4) @ Vancouver, 4/7
Free Throws Made	36 twice, last by Minnesota, 3/19	3 @ Minnesota, 4/2
Free Throws Attempted	49 @ Phoenix, 2/7	7 @ Minnesota, 4/2
Free Throw Percentage	(1.000/13-13) @ Dallas, 3/26	(.385/5-13) @ Golden State, 4/24
Total Rebounds	65 @ Golden State, 4/24	29 by Milwaukee, 2/26
Offensive Rebounds	22 by Phoenix, 4/29	5 @ Dallas, 3/26
Defensive Rebounds	47 @ Golden State, 4/24	19 by Milwaukee, 2/26
Assists	35 @ Minnesota, 4/2	14 three times, last @ G.S., 4/15
Steals	16 by Milwaukee, 2/26	2 twice, last @ L.A. Clippers, 4/18
Turnovers	23 by Vancouver, 3/15	6 by Washington, 3/27
Blocked Shots	12 @ San Antonio, 3/23	0 @ L.A. Lakers, 4/5
Fouls	35 by L.A. Lakers (OT), 2/22	11 by Sacramento, 5/3

Italics indicates franchise record.





1998-99 GAME-BY-GAME RESULTS (14-36)

NO.	DATE	OPPONENT	W-L	SCORE	HOME	ROAD	TOTAL	DEN. HIGH SCORER	OPP. HIGH SCORER	ATTEND.
1	2/5	MINNESOTA	L	92-110	0-1	0-0	0-1	McDyess - 18	Smith - 23	17,171
2	2/7	@Phoenix	L	108-115	0-1	0-1	0-2	McDyess - 28	Gugliotta - 29	19,023
3	2/8	@Houston	L	80-99	0-1	0-2	0-3	McDyess/Alexander - 14	Pippen - 24	16,285
4	2/10	L.A. LAKERS	L	98-103	0-2	0-2	0-4	Lafrentz - 24	O'Neal - 29	13,210
5	2/12	DALLAS	W	100-94	1-2	0-2	1-4	Van Exel - 27	Finley - 28	10,012
6	2/13	@Seattle	L	92-105	1-2	0-3	1-5	Lafrentz - 17	Payton - 28	17,072
7	2/15	PHOENIX	L	106-115	1-3	0-3	1-6	Stith - 23	Kidd - 28	10,415
8	2/17	@Portland	L	85-100	1-3	0-4	1-7	McDyess/Lafrentz - 17	Rider - 19	17,726
9	2/18	@Utah	L	86-97	1-3	0-5	1-8	Van Exel - 19	Russell - 21	19,212
10	2/22	L.A. LAKERS	W	117-113*	2-3	0-5	2-8	McDyess - 22	O'Neal - 28	17,171
11	2/24	UTAH	W	97-87	3-3	0-5	3-8	McDyess - 24	Malone - 22	10,925
12	2/25	@Dallas	L	81-90	3-3	0-6	3-9	Van Exel - 16	Ceballos/Finley - 20	13,203
13	2/26	MILWAUKEE	W	96-95	4-3	0-6	4-9	Billups - 18	Robinson - 19	10,926
14	2/28	VANCOUVER	W	116-112	5-3	0-6	5-9	McDyess - 46	Massenburg - 27	9,248
15	3/2	@Indiana	L	81-88	5-3	0-7	5-10	Van Exel - 28	Miller - 21	14,530
16	3/4	@Miami	L	87-95	5-3	0-8	5-11	Williams - 21	Mourning - 27	14,834
17	3/5	@Boston	L	94-102	5-3	0-9	5-12	Alexander - 28	Mercer - 35	18,624
18	3/7	SAN ANTONIO	L	96-106	5-4	0-9	5-13	McDyess - 29	Duncan - 34	12,037
19	3/9	@Houston	L	75-84	5-4	0-10	5-14	McDyess - 23	Olajuwon - 20	16,285
20	3/11	@Utah	L	89-94	5-4	0-11	5-15	McDyess - 39	Malone - 28	19,911
21	3/13	@San Antonio	L	61-92	5-4	0-12	5-16	McDyess - 23	Duncan - 27	32,982
22	3/15	VANCOUVER	W	110-84	6-4	0-12	6-16	McDyess - 21	Abdur-Rahim - 15	8,251
23	3/17	HOUSTON	L	109-114	6-5	0-12	6-17	Billups - 22	Olajuwon - 26	14,217
24	3/19	MINNESOTA	L	101-105	6-6	0-12	6-18	Taylor/Van Exel - 21	Garnett - 28	14,219
25	3/21	SEATTLE	W	102-98	7-6	0-12	7-18	McDyess - 23	Schrempf - 22	10,221
26	3/23	@San Antonio	L	82-112	7-6	0-13	7-19	Van Exel - 18	Duncan - 19	16,501
27	3/25	SAN ANTONIO	L	65-86	7-7	0-13	7-20	McDyess - 17	Duncan - 28	10,695
28	3/26	@Dallas	L	79-98	7-7	0-14	7-21	McDyess - 16	Finley - 27	13,096
29	3/27	WASHINGTON	L	100-112	7-8	0-14	7-22	McDyess - 39	Richmond - 29	10,987
30	3/29	L.A. CLIPPERS	W	100-88	8-8	0-14	8-22	McDyess/Billups - 24	Rogers - 17	7,829
31	3/30	@Vancouver	L	87-101	8-8	0-15	8-23	Van Exel - 29	Abdur-Rahim - 22	15,018
32	4/1	SEATTLE	W	113-110	9-8	0-15	9-23	Billups - 32	Payton - 33	10,701
33	4/2	@Minnesota	L	88-107	9-8	0-16	9-24	Billups - 30	Garnett - 28	15,979
34	4/4	L.A. CLIPPERS	W	82-80	10-8	0-16	10-24	McDyess - 20	Nesby - 21	8,404
35	4/5	@L.A. Lakers	L	104-117	10-8	0-17	10-25	Van Exel - 41	Rice/Bryant - 26	17,505
36	4/7	@Vancouver	W	87-84	10-8	1-17	11-25	McDyess - 24	Abdur-Rahim - 25	17,151
37	4/10	@Sacramento	L	104-110	10-8	1-18	11-26	Van Exel - 29	Webber - 23	17,317
38	4/12	GOLDEN STATE	L	96-104	10-9	1-18	11-27	McDyess - 36	Marshall - 20	9,812
39	4/14	NEW JERSEY	W	120-97	11-9	1-18	12-27	McDyess - 36	Van Horn/Marbury - 25	10,324
40	4/15	@Golden State	L	79-85	11-9	1-19	12-28	McDyess - 29	Cummings/Starks - 16	9,130
41	4/17	@Sacramento	L	97-119	11-9	1-20	12-29	McDyess - 29	Williamson - 29	16,285
42	4/18	@L.A. Clippers	W	103-101	11-9	2-20	13-29	Van Exel - 34	Taylor - 28	9,450
43	4/23	GOLDEN STATE	W	96-84	12-9	2-20	14-29	McDyess - 25	Dampier - 22	11,317
44	4/24	@Golden State	L	74-93	12-9	2-21	14-30	Fortson/Taylor - 16	Marshall - 18	15,127
45	4/26	@Portland	L	77-93	12-9	2-22	14-31	McDyess - 23	Williams - 28	19,476
46	4/29	PHOENIX	L	87-98	12-10	2-22	14-32	Stith - 20	Robinson - 25	13,129
47	4/30	@Seattle	L	101-111	12-10	2-23	14-33	McDyess - 25	Schrempf - 28	17,072
48	5/2	PORTLAND	L	102-110	12-11	2-23	14-34	Billups - 20	Stoudamire - 17	13,920
49	5/3	SACRAMENTO	L	104-112	12-12	2-23	14-35	Billups - 26	Divac - 25	14,653
50	5/5	HOUSTON	L	88-95	12-13	2-23	14-36	Van Exel - 35	Dickerson - 27	17,171

* Denotes number of overtime periods

\$ McNichols Arena sellout





1999-00 SEASON

SEASON BY SEASON

1999-00 ROSTER

NO.	PLAYER	POS	HT	WT	COLLEGE/YR	EXP.
9	Tariq Abdul-Wahad	G/F	6-6	223	San Jose State '98	2
7	Cory Alexander	G	6-1	190	Virginia '95	4
4	Chauncey Billups	G	6-3	202	Colorado '99	2
42	Ryan Bowen	F	6-7	215	Iowa '98	R
15	Keon Clark	F/C	6-11	220	UNLV '98	1
32	Chris Gatling	F/C	6-10	230	Old Dominion '91	8
8	Chris Herren	G	6-2	197	Fresno State '99	R
54	Popeye Jones	F	6-8	250	Murray State '92	6
45	Raef LaFrentz	C/F	6-11	240	Kansas '98	1
21	George McCloud	F	6-8	225	Florida State '89	9
24	Antonio McDyess	F	6-9	240	Alabama '97	4
5	Ron Mercer	G	6-7	210	Kentucky '99	2
41	James Posey	F/G	6-8	215	Xavier '99	R
25	Roy Rogers	F/C	6-10	235	Alabama '96	3
23	Bryant Stith	G	6-5	210	Virginia '92	7
17	Johnny Taylor	F	6-9	220	Tennessee-Chattanooga '97	2
31	Nick Van Exel	G	6-1	190	Cincinnati '93	6

Head Coach: Dan Issel (Kentucky '70)
Assistant Coaches: John Lucas (Maryland '76), Mike Evans (Kansas State '78),
 Louie Dampier (Kentucky '67), Kim Hughes (Wisconsin '74)
Athletic Trainer: Jim Gillen (Ft. Hays State '74)
Asst. Athletic Trainers: Max Benton (Colorado '95), Erik Phillips (Colorado State '98)

NUGGETS 1999-00 TEAM HIGHS & LOWS

	HIGH	LOW		HIGH	LOW
Points	135 vs. Mil., 2/2	67 @ Phx., 2/22	Free-Throw Percentage	(1,000/14-14) @ N.J., 3/26	(500/6-16) @ Port., 4/19
Field Goals Made	53 vs. Mil., 2/2	25 @ Chi., 3/24	Total Rebounds	64 vs. Min. (OT), 2/5	31 @ Van., 11/6
Field Goals Attempted	105 vs. Tor., 11/24	66 @ Wash., 3/29	Offensive Rebounds	25, 2 times,	3 @ Phil., 12/6
Field Goal Percentage	(.631/.53-84) vs. Mil., 2/2	(.317/.26-82) @ Phx., 2/22		last vs. Sac., 12/16	
Three-Pointers Made	13 @ Sac., 11/14	1, 3 times, last @ Mia., 3/10	Defensive Rebounds	47 vs. Min. (OT), 2/5	18 @ Atl., 3/28
Three-Pointers Attempted	29, 2 times, last @ Sea., 4/4	6 vs. GS, 3/3	Assists	41 vs. Mil., 2/2	10 @ Phx., 2/22
Three-Point Percentage	(.571/12-21) @ Sac. (OT), 2/21	(.111/1-9), 3 times, last @ Mia., 3/10	Steals	15 vs. Utah, 4/18	1 @ Dal., 2/26
Free-Throws Made	35 @ Or., 3/11	6 @ Ind., 3/7	Turnovers	26 vs. SA, 2/9	6 @ S.A., 11/27
Free-Throws Attempted	47 vs. Bos., 12/30	8 @ Ind., 3/7	Blocked Shots	16 vs. Phx. (OT), 11/2	0 @ Mia., 3/10
			Personal Fouls	37 vs. Det., 12/1	16 vs. Port., 11/12

OPPONENTS 1999-00 TEAM HIGHS & LOWS

	HIGH	LOW		HIGH	LOW
Points	130, 2 times, last @ Det., 3/8	70 @ Chi., 3/24	Total Rebounds	59 @ LAL, 1/10	28 by Det., 12/1
Field Goals Made	52, 2 times, last @ LAL, 1/10	24 @ Chi., 3/24	Offensive Rebounds	26 @ LAL, 1/10	3 by N.Y., 11/16
Field Goals Attempted	111 by Phx. (OT), 11/2	70 by Sea., 1/12	Defensive Rebounds	44 by N.J., 3/1	19 @ LAC, 3/14/00
Field Goal Percentage	(.563/.40-71) by N.Y., 11/16	(.304/.24-79) @ Chi., 3/24	Assists	36 @ Cle., 2/17	3 @ Ind., 3/7
Three-Pointers Made	12 by Ind., 1/6	0, 3 times, last @ Phi., 12/6	Steals	19, 2 times, last by SA, 2/9	2, 2 times, last by LAC, 12/28
Three-Pointers Attempted	29 @ Sac., 2/10	4 @ Atl., 3/28	Turnovers	24, 2 times, last @ Phx., 2/22	7 @ N.J., 3/26
Three-Point Percentage	(.636/.7-11) @ Phx., 1/16	(.000, 3 times, last 0-6) @ Phi., 12/6	Blocked Shots	12, 2 times, last @ LAL, 1/10	0 by S.A., 12/18
Free-Throws Made	37 by Min. (OT), 2/5	7 by Phx. (OT), 11/2	Personal Fouls	33, 3 times, last by Wash., 3/23	16, 3 times, last @ Port., 4/19
Free-Throws Attempted	49 by Min. (OT), 2/5	11 by LAC, 3/17			
Free-Throw Percentage	(1,000/.22-22) @ Min. (OT), 2/15	(.384/.8-22) by LAL, 11/18			



1999-00 GAME-BY-GAME RESULTS (35-47)

NO.	DATE	OPPONENT	W-L	SCORE	HOME	ROAD	TOTAL	DEN. HIGH SCORER	OPP. HIGH SCORER	ATTEND.
1	11/2	PHOENIX	W	107-102*	1-0	0-0	1-0	Van Exel - 34	Gugliotta - 22	19,099§
2	11/5	@Portland	L	83-95	1-0	0-1	1-1	LaFrentz - 17	Smith - 22	19,995
3	11/6	@Vancouver	L	94-109	1-0	0-2	1-2	Mercer - 31	Abdur-Rahim - 27	12,159
4	11/8	ATLANTA	W	115-100	2-0	0-2	2-2	LaFrentz - 24	Rider - 28	9,108
5	11/12	PORTLAND	L	78-93	2-1	0-2	2-3	McDyess - 17	Wallace - 19	17,512
6	11/14	@Sacramento	L	116-126	2-1	0-3	2-4	Van Exel - 26	Webber - 32	15,491
7	11/16	NEW YORK	W	95-102	2-2	0-3	2-5	Mercer - 30	Spewell - 26	13,196
8	11/18	L.A. LAKERS	W	93-82	3-2	0-3	3-5	Mercer - 24	O'Neal - 36	15,218
9	11/20	CHICAGO	W	95-86	4-2	0-3	4-5	McDyess - 21	Antsey - 18	15,520
10	11/24	TORONTO	W	109-84	5-2	0-3	5-5	Van Exel - 19	Carter - 16	13,624
11	11/26	MINNESOTA	W	114-105	6-2	0-3	6-5	Mercer - 27	Smith - 18	18,506
12	11/27	@San Antonio	L	87-106	6-2	0-4	6-6	Mercer - 26	Rose - 21	22,188
13	11/30	@Minnesota	L	92-109	6-2	0-5	6-7	McDyess/Mercer - 16	Smith - 26	13,117
14	12/1	DETROIT	W	100-96	7-2	0-5	7-7	McDyess - 24	Hill - 39	11,881
15	12/3	ORLANDO	L	100-112	7-3	0-5	7-8	McDyess - 25	Armstrong - 20	14,383
16	12/5	@New York	W	89-78	7-3	1-5	8-8	Van Exel - 20	Houston - 15	19,763
17	12/6	@Philadelphia	W	94-77	7-3	2-5	9-8	Van Exel - 34	Hill - 16	14,108
18	12/8	@Boston	L	90-115	7-3	2-6	9-9	McDyess - 20	Walker - 20	15,730
19	12/10	@Charlotte	L	99-106	7-3	2-7	9-10	Van Exel/LaFrentz - 20	Mason - 21	17,320
20	12/11	@Milwaukee	W	101-99	7-3	3-7	10-10	Van Exel - 27	Allen - 25	15,862
21	12/14	@Seattle	L	84-109	7-3	3-8	10-11	LaFrentz - 15	Payton - 25	11,879
22	12/16	SACRAMENTO	W	116-106	8-3	3-8	11-11	Van Exel - 38	Webber - 26	15,576
23	12/18	SAN ANTONIO	W	86-84	9-3	3-8	12-11	Mercer - 25	Duncan - 33	17,318
24	12/20	PORTLAND	W	97-88	10-3	3-8	13-11	Mercer - 22	Stoudamire - 19	15,708
25	12/23	@Vancouver	L	91-93	10-3	3-9	13-12	LaFrentz - 29	Abdur-Rahim - 29	11,782
26	12/26	VANCOUVER	W	109-86	11-3	3-9	14-12	McDyess/Van Exel - 22	Abdur-Rahim - 20	17,074
27	12/28	L.A. CLIPPERS	W	128-105	12-3	3-9	15-12	McDyess - 22	Taylor - 30	14,035
28	12/30	BOSTON	L	94-102	12-4	3-9	15-13	Mercer - 20	Walker - 26	18,353
29	1/3	@Utah	L	89-109	12-4	3-10	15-14	McDyess - 24	Malone - 33	19,196
30	1/4	DALLAS	W	98-96	13-4	3-10	16-14	McDyess - 27	Finley - 28	10,549
31	1/6	INDIANA	L	87-102	13-5	3-10	16-15	McDyess - 21	Miller - 20	14,569
32	1/8	CHARLOTTE	W	97-92	14-5	3-10	17-15	Van Exel - 32	Coleman - 21	18,408
33	1/10	@L.A. Lakers	L	95-130	14-5	3-11	17-16	McDyess - 23	O'Neal - 31	18,987
34	1/12	SEATTLE	L	93-103	14-6	3-11	17-17	McDyess - 26	Payton - 35	12,408
35	1/14	MIAMI	L	87-92	14-7	3-11	17-18	McDyess - 26	Mourning - 28	15,730
36	1/16	@Phoenix	L	100-113	14-7	3-12	17-19	Mercer - 25	Robinson - 50	19,023
37	1/20	@Houston	L	115-122	14-7	3-13	17-20	McDyess - 40	Anderson - 26	14,591
38	1/21	PHOENIX	L	99-101	14-8	3-13	17-21	McDyess - 26	Kidd/Robinson - 24	18,221
39	1/24	VANCOUVER	W	110-98	15-8	3-13	18-21	Mercer - 24	Abdur-Rahim - 24	10,884
40	1/28	HOUSTON	W	104-98	16-8	3-13	19-21	Mercer - 24	Francis - 27	15,418
41	1/29	@Dallas	L	96-107	16-8	3-14	19-22	Stith - 27	Ceballos - 31	16,674
42	1/31	PHILADELPHIA	W	83-80	17-9	3-14	20-22	Mercer - 15	Iverson - 29	12,883
43	2/2	MILWAUKEE	W	135-112	18-8	3-14	21-22	Van Exel - 28	Allen - 22	12,365
44	2/4	@Golden State	L	101-103	18-8	3-15	21-23	McDyess - 30	Jamison - 19	13,321
45	2/5	MINNESOTA	L	97-105*	18-9	3-15	21-24	Possey - 23	Garnett - 30	19,099§
46	2/7	@L.A. Lakers	L	98-106	18-9	3-16	21-25	McDyess - 24	O'Neal - 35	18,997
47	2/9	SAN ANTONIO	L	97-106	18-10	3-16	21-26	Gatling - 19	Robinson - 30	16,607
48	2/10	@Sacramento	L	84-96	18-10	3-17	21-27	McDyess - 21	Webber - 22	17,317
49	2/15	@Minnesota	W	107-104*	18-10	4-17	22-27	Van Exel - 25	Garnett - 24	14,117
50	2/17	@Cleveland	L	101-119	18-10	4-18	22-28	McDyess/Clark - 19	Murray - 24	12,037
51	2/18	@Toronto	W	95-91	18-10	5-18	23-28	McDyess - 24	Carter - 31	17,570
52	2/21	SACRAMENTO	W	123-117*	19-10	5-18	24-28	McDyess - 29	Stojakovic	18,527
53	2/22	@Phoenix	L	67-86	19-10	5-19	24-29	Possey - 14	Rogers - 17	19,023
54	2/24	@Houston	W	106-97	19-10	6-19	25-29	Van Exel - 23	Mobley - 24	14,560
55	2/26	@Dallas	L	96-98	19-10	6-20	25-30	McDyess - 22	Pack/Ceballos - 22	18,187
56	3/1	NEW JERSEY	L	81-94	19-11	6-20	25-31	McDyess/McCloud - 22	Van Horn - 25	14,456
57	3/3	GOLDEN STATE	W	122-88	20-11	6-20	26-31	Clark - 29	V. Cummings - 19	18,152
58	3/5	CLEVELAND	L	92-100	20-12	6-20	26-32	Van Exel - 20	Murray - 20	17,447
59	3/7	@Indiana	L	89-90	20-12	6-21	26-33	McDyess - 23	Rose - 19	18,345
60	3/8	@Detroit	L	116-130	20-12	6-22	26-34	McDyess - 29	Stackhouse - 40	12,883
61	3/10	@Miami	L	88-96	20-12	6-23	26-35	Clark - 28	Mourning - 28	19,016
62	3/11	@Orlando	L	107-110	20-12	6-24	26-36	McDyess - 35	Amachi - 31	13,635
63	3/13	L.A. LAKERS	L	108-118	20-13	6-24	26-37	Gatling - 25	O'Neal - 40	19,099§
64	3/14	@L.A. Clippers	L	106-110	20-13	6-25	26-38	McDyess - 31	Piatkowski - 31	10,706
65	3/17	L.A. CLIPPERS	W	114-87	21-13	6-25	27-38	McDyess - 23	Taylor - 21	16,336
66	3/18	@San Antonio	L	82-102	21-13	6-26	27-39	Gatling - 23	Walker - 18	24,460
67	3/21	@Utah	L	83-96	21-13	6-27	27-40	McDyess - 25	Malone - 28	17,808
68	3/23	WASHINGTON	L	95-100	21-14	6-27	27-41	Van Exel/McCloud - 18	Richmond-Howard - 22	11,884
69	3/24	@Chicago	L	68-70	21-14	6-28	27-42	Clark - 18	Brand - 26	21,808
70	3/26	@New Jersey	W	112-110	21-14	7-28	28-42	Van Exel - 28	Van Horn/Newman - 20	15,825
71	3/28	@Atlanta	L	111-116	21-14	7-29	28-43	McDyess - 28	Henderson/Mutombo - 24	9,945
72	3/29	@Washington	W	101-93	21-14	8-29	29-43	Van Exel - 26	Richmond - 22	12,301
73	4/1	UTAH	W	112-92	22-14	8-29	30-43	McDyess - 33	Malone - 27	19,099§
74	4/4	@Seattle	L	93-106	22-14	8-30	30-44	McCloud - 28	Grant - 26	14,220
75	4/6	DALLAS	W	115-116*	22-15	8-30	30-45	McCloud - 23	Nowitzki - 32	14,673
76	4/8	SEATTLE	L	105-97	23-15	8-30	31-45	McCloud - 20	Payton - 30	17,808
77	4/9	@Golden State	L	103-117	23-15	8-31	31-46	McDyess - 25	Hughes - 44	11,884
78	4/11	HOUSTON	L	93-103	23-16	8-31	31-47	Van Exel - 27	Williams - 23	14,348
79	4/14	GOLDEN STATE	W	105-97	24-16	8-31	32-47	LaFrentz - 23	Blaylock - 21	13,358
80	4/15	@L.A. Clippers	W	115-114*	24-16	9-31	33-47	Van Exel - 44	Anderson - 31	17,738
81	4/18	UTAH	W	105-104*	25-16	9-31	34-47	LaFrentz - 32	Padgett - 13	16,422
82	4/19	@Portland	W	96-95	25-16	10-31	35-47	McDyess/Van Exel - 22	Wells - 18	20,403

* Denotes number of overtime periods

\$ Pepsi Center sellout





2000-01 SEASON

SEASON BY SEASON

2000-01 ROSTER

NO.	PLAYER	POS	HT	WT	COLLEGE/YR	EXP.
9	Tariq Abdul-Wahad	G/F	6-6	223	San Jose State '98	3
42	Ryan Bowen	F	6-7	215	Iowa '98	1
29	Calbert Cheaney	G/F	6-7	217	Indiana '93	7
15	Keon Clark	F/C	6-11	220	UNLV '98	2
54	Terry Davis	F/C	6-10	270	Virginia Union '89	10
4	Anthony Goldwire	G	6-2	182	Houston '94	3
32	Garth Joseph	C	7-2	306	College of St. Rose '97	R
45	Raef LaFrentz	C/F	6-11	240	Kansas '98	2
5	Voshon Lenard	G	6-4	205	Minnesota '95	5
50	Dan McClintock	C	7-0	270	Northern Arizona '00	R
21	George McCloud	F	6-8	225	Florida State '89	10
24	Antonio McDyess	F	6-9	240	Alabama '97	5
3	Tracy Murray	F	6-7	228	UCLA '93	8
14	Robert Pack	G	6-2	190	USC '91	9
41	James Posey	F/G	6-8	215	Xavier '99	1
10	Aleksandar Radojevic	C	7-3	250	Barton County C.C. '99	1
30	Mark Strickland	F	6-10	220	Temple '92	6
31	Nick Van Exel	G	6-1	190	Cincinnati '93	7
43	Kevin Willis	F/C	7-0	245	Michigan State '84	16

Head Coach: Dan Issel (Kentucky '70)

Assistant Coaches: John Lucas (Maryland '76), Mike Evans (Kansas State '78),
Louie Dampier (Kentucky '67), Kim Hughes (Wisconsin '74)

Athletic Trainer: Jim Gillen (Ft. Hays State '74)

Asst. Athletic Trainers: Max Benton (Colorado '95), Erik Phillips (Colorado State '98)

NUGGETS 2000-01 TEAM HIGHS & LOWS

	HIGH	LOW		HIGH	LOW
Points	122 vs. Sea., 1/15	71 vs. Min., 3/2	Free-Throw Percentage	(1,000/19-19) @ Sac., 3/9	(412/7-17) vs. NJ, 3/18
Points (1st Half)	69 vs. Mil., 12/30	35, 3 times, last vs. Phx., 3/6	Total Rebounds	64 vs. Sac., 4/18	30 @ Port., 2/20
Points (2nd Half)	65 @ Mil., 1/31	29 @ LAC, 3/5	Offensive Rebounds	27 vs. Sac., 4/18	5, 3 times, last vs. Phx., 3/6
Points (Quarter)	42 vs. GS (2nd), 4/13	7 @ Sac. (2nd), 2/16	Defensive Rebounds	47 @ Bos. (OT), 12/10	22, 3 times, last @ Port., 2/20
Field Goals Made	46, 4 times, last vs. Sac., 4/18	27, 2 times, last @ Dal., 1/20	Assists	35 vs. Det., 12/20	13, 3 times, last @ Orl., 12/7
Field Goals Attempted	108 vs. Sac., 4/18	68 vs. Mil., 12/30	Steals	14 vs. Phx., 11/4	1, 2 times, last vs. LAL, 11/18
Field Goal Percentage	(561/46-82) vs. Sea., 1/15	(338/27-80) @ Dal., 1/20	Turnovers	21, 2 times, last @ Chi., 3/26	6 @ Hou., 4/10
Three-Pointers Made	16 vs. Sea., 1/15	1, 2 times, last @ Chi., 3/26	Blocked Shots	16 vs. Atl., 2/24	1 @ LAC, 3/5
Three-Pointers Attempted	29 vs. Utah, 1/29	6 vs. SA, 4/5	Personal Fouls	33 @ Bos. (OT), 12/10	15 @ GS, 1/3
Three-Point Percentage	(667/12-18) @ Min., 11/29	(091/1-11) vs. Hou., (OT), 11/30	Margin of Victory	24 (121-97 vs. Van., 1/17)	
Free-Throws Made	48 vs. Mil., 12/30	6 @ Phi., 2/5			
Free-Throws Attempted	60 vs. Mil., 12/30	8 vs. Sac., 4/18			

OPPONENTS 2000-01 TEAM HIGHS & LOWS

	HIGH	LOW		HIGH	LOW
Points	127 @ Sea., 2/21	77 by NY, 2/13	Total Rebounds	63 @ Dal., 1/20	28 @ LAC, 3/5
Points (1st Half)	71 @ Sea., 2/21	35 by Chi., 11/16	Offensive Rebounds	23, 2 times, last by GS, 4/13	4 by Ind., 3/14
Points (2nd Half)	70 by Mil., 12/30	33 by NY, 2/13	Defensive Rebounds	43 by Phx., 3/6	22, 2 times, last by Phx., 11/24
Points (Quarter)	42 @ Sea. (1st), 11/1	10 by NJ (2nd), 3/18	Assists	34, 3 times, last @ SA, 4/14	12 @ LAC, 3/5
Field Goals Made	51 @ Sea., 2/21	27 by NY, 2/13	Steals	15 by Sac., 4/18	1 @ Van., 1/9
Field Goals Attempted	102 @ Wash., 2/3	69 @ LAC, 3/5	Turnovers	25, 2 times, last by Phx., 11/4	4 @ Min., 3/23
Field Goal Percentage	(593/51-96) @ Sea., 2/21	(337/29-96) by LAC, 11/12	Blocked Shots	18 by GS, 4/13	0, 2 times, last by Phx., 11/4
Three-Pointers Made	11, 2 times, last @ SA, 4/14	1, 4 times, last by GS, 4/13	Personal Fouls	41 by Mil., 12/30	11 @ NJ, 3/28
Three-Pointers Attempted	23 by Sea., 12/2	5, 4 times, last @ Min., 3/23	Margin of Victory		38 (116-78) @ Utah, 11/22
Three-Point Percentage	(579/11-19) @ Dal., 11/25	(050/1-20) by LAC, 11/12			
Free-Throws Made	32, 2 times, last @ Cle., 3/24	7 @ Atl., 3/1			
Free-Throws Attempted	42 by Hou. (OT), 11/30	13 @ Atl., 3/31			
Free-Throw Percentage	(1100/19-19) @ Min., 11/29	(500/14-28) @ GS, 3/12			



2000-01 GAME-BY-GAME RESULTS (40-42)

NO.	DATE	OPPONENT	W-L	SCORE	HOME	ROAD	TOTAL	DEN. HIGH SCORER	OPP. HIGH SCORER	ATTEND.
1	11/1	@Seattle	L	99-112	0-0	0-1	0-1	Van Exel – 26	Payton – 35	17,072
2	11/2	GOLDEN STATE	W	101-97	1-0	0-1	1-1	Hughes – 23	Hughes – 21	15,790
3	11/4	PHOENIX	L	99-102	1-1	0-1	1-2	Van Exel/LaFrentz – 14	Kidd – 22	13,312
4	11/6	DALLAS	L	96-108	1-2	0-1	1-3	LaFrentz – 23	Finley – 26	11,190
5	11/8	MINNESOTA	W	109-107*	2-2	0-1	2-3	Lenard – 20	Garnett – 26	10,549
6	11/9	@Portland	L	91-107	2-2	0-2	2-4	Van Exel – 23	Davis/Smith/Wells – 17	19,996
7	11/12	L.A. CLIPPERS	W	95-79	3-2	0-2	3-4	McDyess – 22	Skinner – 22	10,842
8	11/14	@L.A. Lakers	L	103-119	3-2	0-3	3-5	McDyess – 28	O'Neal – 34	18,997
9	11/16	CHICAGO	W	89-85	4-2	0-3	4-5	McDyess/Clark – 16	Brand – 22	10,150
10	11/18	L.A. LAKERS	W	87-86	5-2	0-3	5-5	McDyess – 28	Bryant – 32	19,513\$
11	11/20	@Vancouver	W	95-92	5-2	1-3	6-5	McDyess – 21	Abdur-Rahim – 19	11,809
12	11/22	@Utah	L	78-116	5-2	1-4	6-6	Lenard – 14	Marshall – 17	18,664
13	11/24	SAN ANTONIO	W	102-92	6-2	1-4	7-6	Van Exel – 27	Duncan – 21	13,300
14	11/25	@Dallas	L	84-108	6-2	1-5	7-7	McDyess – 19	Nowitzki – 24	16,234
15	11/29	@Minnesota	W	107-100	6-2	1-5	8-7	Van Exel – 30	Garnett – 25	15,227
16	11/30	HOUSTON	L	105-109*	6-3	2-5	8-8	McDyess – 40	Mobley/Francis – 22	13,884
17	12/2	SEATTLE	W	103-92	7-3	2-5	9-8	McDyess – 37	Lewis – 26	14,234
18	12/4	PHILADELPHIA	W	105-98	8-3	2-5	10-8	LaFrentz – 25	Iverson – 37	15,129
19	12/6	@Miami	L	78-95	8-3	2-6	10-9	McDyess – 15	Green – 16	14,463
20	12/7	@Orlando	L	93-103	8-3	2-7	10-10	McDyess – 28	McGrady – 36	13,123
21	12/9	@New York	L	88-96	8-3	2-8	10-11	Van Exel – 24	Spewell – 29	19,763
22	12/10	@Boston	L	102-104*	8-3	2-9	10-12	McDyess – 37	Pierce – 28	11,812
23	12/12	MIAMI	L	85-96	8-4	2-9	10-13	McDyess – 22	Jones – 28	12,894
24	12/14	@San Antonio	W	102-96	8-4	2-9	11-13	LaFrentz – 28	Robinson – 23	15,248
25	12/16	@Houston	W	102-100	8-4	4-9	12-13	Van Exel – 26	Francis – 26	11,807
26	12/20	DETROIT	W	108-106	9-4	4-9	13-13	McDyess – 29	Stackhouse – 30	16,100
27	12/22	PORTLAND	W	116-96	10-4	4-9	14-13	McDyess/Van Exel – 29	Wallace – 27	16,622
28	12/23	@Phoenix	L	93-102	10-4	4-10	14-14	McCloud – 21	Dek – 26	18,626
29	12/26	L.A. CLIPPERS	W	109-108	11-4	4-10	15-14	McDyess – 35	Odom – 21	14,226
30	12/28	TORONTO	L	93-94	11-5	4-10	15-15	McDyess – 22	Carter – 25	17,700
31	12/30	MILWAUKEE	W	120-113	12-5	4-10	16-15	McDyess – 35	Robinson – 31	15,330
32	1/3	@Golden State	W	111-100	12-5	5-10	17-15	McDyess – 25	Jamison – 26	12,163
33	1/5	UTAH	W	100-87	13-5	5-10	18-15	McDyess – 31	Malone – 33	15,205
34	1/7	CHARLOTTE	W	94-87	14-5	5-10	19-15	McDyess – 33	Robinson – 18	13,111
35	1/9	@Vancouver	W	112-105	14-5	6-10	20-15	McDyess – 31	Abdur-Rahim – 26	11,251
36	1/10	@L.A. Clippers	L	86-92	14-5	6-11	20-16	McDyess – 29	Odom/Parks – 15	12,417
37	1/12	SACRAMENTO	W	106-93	15-5	6-11	21-16	Van Exel – 25	Webber – 24	17,512
38	1/15	SEATTLE	W	122-111	16-5	6-11	22-16	Lenard – 30	Payton – 28	13,247
39	1/17	VANCOUVER	W	121-97	17-5	6-11	23-16	Van Exel – 21	Abdur-Rahim – 24	12,117
40	1/19	CLEVELAND	W	91-88	18-5	6-11	24-16	McDyess – 20	Miller – 17	17,058
41	1/20	@Dallas	L	79-97	18-5	6-12	24-17	Van Exel – 16	Nowitzki – 27	18,187
42	1/23	HOUSTON	W	105-100	19-5	6-12	25-17	Van Exel – 30	Francis – 26	12,674
43	1/25	@Utah	L	96-98	19-5	6-13	25-18	McDyess – 24	Marshall – 24	18,993
44	1/27	DALLAS	W	102-100	20-5	6-13	26-18	Van Exel/Willis – 18	Finley – 32	19,099\$
45	1/29	UTAH	L	91-97	20-6	6-13	26-19	Van Exel – 21	Malone – 30	18,066
46	1/31	@Milwaukee	L	111-116	20-6	6-14	26-20	McDyess – 26	Allen – 32	15,786
47	2/2	@Indiana	L	94-103	20-6	6-15	26-21	McDyess – 25	Miller – 27	18,345
48	2/3	@Washington	W	105-100	20-6	7-15	27-21	McDyess – 24	Whitney – 24	13,429
49	2/5	@Philadelphia	L	89-99	20-6	7-16	27-22	McDyess – 28	Iverson – 37	18,726
50	2/6	@Detroit	L	83-94	20-6	7-17	27-23	McDyess/Van Exel – 22	Stackhouse – 24	11,378
51	2/8	@Toronto	L	92-99	20-6	7-18	27-24	Van Exel – 25	Carter – 31	18,041
52	2/13	NEW YORK	W	96-77	21-6	7-18	28-24	Van Exel – 24	Houston – 15	16,813
53	2/16	@Sacramento	L	84-117	21-6	7-19	28-25	Lenard – 23	Stojakovic – 29	17,317
54	2/18	WASHINGTON	L	98-101	21-7	7-19	28-26	McDyess – 29	Richmond – 29	15,961
55	2/20	@Portland	L	94-104	21-7	7-20	28-27	McDyess – 30	Wallace – 42	19,980
56	2/21	@Seattle	L	98-127	21-7	7-21	28-28	McDyess – 22	Payton – 30	13,040
57	2/24	ATLANTA	W	85-82	22-7	7-21	29-28	McDyess – 19	Terry – 22	18,977
58	2/26	ORLANDO	L	86-93	22-8	7-21	29-29	McDyess – 24	McGrady – 36	13,288
59	2/28	L.A. LAKERS	W	107-101	23-8	7-21	30-29	Van Exel – 27	Bryant – 38	19,566\$
60	3/2	MINNESOTA	L	71-89	23-9	7-21	30-30	LaFrentz – 16	Garnett – 24	17,844
61	3/3	@Phoenix	L	82-97	23-9	7-22	30-31	Van Exel – 22	Robinson – 20	18,889
62	3/5	@L.A. Clippers	L	86-99	23-9	7-23	30-32	Strickland – 16	Odom – 27	12,068
63	3/6	PHOENIX	L	82-93	23-10	7-23	30-33	Pack – 22	Gugliotta – 25	15,763
64	3/9	@Sacramento	L	104-110	23-10	7-24	30-34	Lenard – 24	Webber – 41	17,317
65	3/12	@Golden State	W	84-79	23-10	8-24	31-34	Van Exel – 17	Blaylock – 20	10,274
66	3/14	INDIANA	W	95-83	24-10	8-24	32-34	Van Exel – 37	O'Neal – 22	14,313
67	3/16	BOSTON	L	83-87	24-11	8-24	32-35	Posey – 19	Walker – 21	16,406
68	3/18	NEW JERSEY	W	98-94	25-11	8-24	33-32	LaFrentz – 22	Martin – 17	14,861
69	3/23	@Minnesota	L	90-101	25-11	8-25	33-36	McCloud – 18	Garnett – 30	18,777
70	3/24	@Cleveland	L	105-117	25-11	8-26	33-37	McDyess – 32	Miller – 24	16,519
71	3/26	@Chicago	W	109-104*	25-11	9-26	34-37	McDyess – 35	Mercer – 30	21,748
72	3/28	@New Jersey	L	96-99	25-11	9-27	34-38	McDyess – 20	Van Horn – 25	17,551
73	3/30	@Charlotte	W	103-96	25-11	10-27	35-38	Van Exel – 41	Wesley – 24	15,983
74	3/31	@Atlanta	L	88-99	25-11	10-28	35-39	Willis – 21	Kukoc – 23	16,030
75	4/3	PORTLAND	W	94-82	26-11	10-28	36-39	Pack – 26	Smith/Stoudamire – 17	13,755
76	4/5	SAN ANTONIO	L	80-101	26-12	10-28	36-40	Pack – 20	Duncan – 36	13,796
77	4/7	VANCOUVER	W	98-97	27-12	10-28	37-40	Posey – 22	Abdur-Rahim – 32	14,524
78	4/10	@Houston	W	100-99	27-12	11-28	38-40	Pack – 20	Mobley – 27	11,989
79	4/13	GOLDEN STATE	W	108-92	28-12	11-28	39-41	McCloud – 24	Jamison – 30	15,674
80	4/14	@San Antonio	L	95-111	28-12	11-29	39-41	McCloud – 23	Robinson – 25	34,397
81	4/17	@L.A. Lakers	L	91-108	28-12	11-30	39-42	LaFrentz – 22	O'Neal – 33	18,997
82	4/18	SACRAMENTO	W	110-100	29-12	11-30	40-42	LaFrentz – 32	Pollard – 18	18,495

* Denotes number of overtime periods

\$ Pepsi Center sellout





2001-02 SEASON

SEASON BY SEASON

2001-02 ROSTER

NO.	PLAYER	POS	HT	WT	COLLEGE/YR	EXP.
9	Tariq Abdul-Wahad	G/F	6-6	223	San Jose State '98	4
15	Chris Andersen	F	6-10	230	Blinn (Texas) J.C. '99	1
30	Carlos Arroyo	G	6-2	202	Florida International '01	1
27	Mengke Bateer	C	6-11	290	China	1
32	Ryan Bowen	F	6-9	227	Iowa '98	3
29	Calbert Cheaney	G/F	6-7	217	Indiana '93	9
25	Zendon Hamilton	F	6-11	250	St. John's '98	2
6	Avery Johnson	G	5-11	180	Southern '88	13
45	Raef LaFrentz	C	6-11	245	Kansas '98	3
10	Tim Hardaway	G	6-0	195	Texas-El Paso '89	12
1	Donnell Harvey	F	6-8	220	Florida '03	2
7	Juwan Howard	F	6-9	250	Michigan '95	8
5	Voshon Lenard	G	6-4	205	Minnesota '95	7
21	George McCloud	F	6-8	225	Florida State '89	12
24	Antonio McDyess	F	6-9	245	Alabama '97	7
41	James Posey	F/G	6-8	215	Xavier '99	3
34	Isaiah Rider	G	6-5	215	UNLV '93	8
11	Kenny Satterfield	G	6-2	180	Cincinnati '03	1
36	Shawnelle Scott	C	6-11	250	St. John's '94	3
31	Nick Van Exel	G	6-1	195	Cincinnati '93	8
42	Scott Williams	F/C	6-10	245	North Carolina '90	12

Interim Head Coach: Mike Evans (Kansas State '78)

Assistant Coaches: Kim Hughes (Wisconsin '74), John MacLeod (Bellarmine College '59),
Clyde Drexler (Houston '84), Louie Dampier (Kentucky '67)

Asst. Coach / Strength & Cond.: Steve Hess (Ithaca '91)

Athletic Trainer: Jim Gillen (Ft. Hays State '74)

Asst. Athletic Trainer: Erik Phillips (Colorado State '98)

NUGGETS 2001-02 TEAM HIGHS & LOWS

	HIGH	LOW		HIGH	LOW
Points	110 vs. Dal. (OT), 3/3	68 vs. LAL, 11/21	Free-Throws Attempted	39 @ Mia, 3/16	5 vs. SA, 12/18
Points (1st Half)	63 vs. Mil., 11/1	32 @ SA, 4/10	Free-Throw Percentage	(.938/15-16) vs. Port., 2/5	(.529/5-17) @ Min., 2/15
Points (2nd Half)	63 vs. Sea., 1/18	31 @ SA, 12/21	Total Rebounds	57 vs. Mem., 12/13	31 @ SA, 12/21
Points (Quarter)	37 vs. Hou. (3rd), 11/9	12 (3), last @ Mem. (3rd), 4/9	Offensive Rebounds	24 (2), last @ GS, 4/5	5 vs. NY, 3/7
Field Goals Made	47 vs. Hou., 11/9	24 vs. Wash., 3/20	Defensive Rebounds	38 (3), last vs. Hou., 4/16	17 @ Min., 4/17
Field Goals Attempted	99 (2), last @ GS, 4/5	69 @ LAL, 1/22	Assists	35 vs. NY, 3/7	9 @ Mia, 3/16
Field Goal Percentage	(.565/39-69) @ LAL, 1/22	(.322/29-90) @ Sac., 3/21	Steals	17 vs. GS, 4/12	2 (3), @ Min., 2/15
Three-Pointers Made	11 vs. GS, 12/22	0 (3), last vs. Wash., 3/20	Turnovers	28 @ Utah, 3/4	6 vs. Hou., 4/16
Three-Pointers Attempted	28 vs. SA, 12/18	3 vs. Wash., 3/20	Blocked Shots	16 vs. LAC, 1/4	0 @ Orl., 3/15
Three-Point Percentage	(.588/10-17) @ LAL, 1/22	(.000/3), last, 0-3 vs. Wash., 3/20	Personal Fouls	36 @ Utah, 3/4	15 vs. Port., 2/5
Free-Throws Made	29 vs. Dal. (OT), 3/3	4 vs. SA, 12/18	Margin of Victory	31 (101-70) vs. Hou., 4/16	

OPPONENTS 2001-02 TEAM HIGHS & LOWS

	HIGH	LOW		HIGH	LOW
Points	132 @ Sac., 2/1	70 by Hou., 4/16	Free-Throw Percentage	(1.000/17-17) by Mia., 1/29	(.480/12-25) by LAL, 11/21
Points (1st Half)	71 @ Sac., 2/1	47 by Hou., 4/16	Total Rebounds	61 (2) @ GS, 2/27	28 (2), last @ Utah, 3/4
Points (2nd Half)	61 @ Sac., 2/1	34 (2), last @ NY, 3/25	Offensive Rebounds	21 (2), last @ Sac., 2/1	3 @ Orl., 3/15
Points (Quarter)	42 @ Sac. (1st), 2/1	11 (2), last @ Det. (3rd), 3/31	Defensive Rebounds	44 @ GS, 2/27	21 by Hou., 11/9
Field Goals Made	47 @ Sea., 1/19	26 (2) by Hou., 4/16; 11/9	Assists	36 @ Phx., 12/29	16 @ Hou., 11/6
Field Goals Attempted	94 @ Tor. (OT), 12/7	63 (2), last @ Utah, 3/4	Steals	19 @ SA, 12/21	1 by Hou., 4/16
Field Goal Percentage	(.589/43-73) @ SA, 12/21	(.341/29-85) @ NY, 3/25	Turnovers	30 @ GS, 2/27	6 @ Port., 11/23
Three-Pointers Made	14 by Bos., 2/12	0 @ Mem., 2/14	Blocked Shots	16 @ Mem., 4/9	1 by Sea., 1/18
Three-Pointers Attempted	27 (2), last @ Orl., 3/15	5 by Chi., 11/13	Personal Fouls	27 @ GS, 2/27	11 @ LAL, 11/25
Three-Point Percentage	(.778/7-9) by Sac., 1/16	(.000/0-8) @ Mem., 2/14	Margin of Victory	36 (118-82) @ Sac., 3/21;	
Free-Throws Made	43 @ GS, 2/27	6 @ Sea., 1/19		(132-96) @ Sac., 2/1	
Free-Throws Attempted	52 @ GS, 2/27	12 (2), last @ LAC, 4/7			



2001-02 GAME-BY-GAME RESULTS (27-55)

NO.	DATE	OPPONENT	W-L	SCORE	HOME	ROAD	TOTAL	DEN. HIGH SCORER	OPP. HIGH SCORER	ATTEND.
1	10/30	@Phoenix	W	99-96	0-0	1-0	1-0	Van Exel - 27	Denk - 21	16,421
2	11/1	MILWAUKEE	L	101-102	0-1	1-0	1-1	Van Exel - 44	Allen - 31	18,634
3	11/3	SACRAMENTO	L	94-106	0-2	1-0	1-2	Van Exel - 32	Stojakovic - 24	15,138
4	11/6	@Houston	L	93-99	0-2	1-1	1-3	Van Exel - 25	Francis - 22	9,671
5	11/8	@Dallas	L	91-105	0-2	1-2	1-4	Rider - 19	Nowitzki - 33	17,471
6	11/9	HOUSTON	W	108-81	1-2	1-2	2-4	Van Exel/Rider - 28	Thomas - 24	11,451
7	11/11	TORONTO	W	96-85	2-2	1-2	3-4	Van Exel - 24	Carter - 22	13,735
8	11/13	CHICAGO	W	101-93	3-2	1-2	4-4	Van Exel - 23	Miller - 25	11,307
9	11/15	ORLANDO	L	82-101	3-3	1-2	4-5	Bowen - 14	Hill - 23	12,015
10	11/17	@Seattle	W	103-93	3-3	2-2	5-5	Van Exel - 38	Lewis - 23	11,992
11	11/19	NEW JERSEY	W	99-96*	4-3	2-2	6-5	Van Exel - 30	Martin - 28	11,319
12	11/21	L.A. LAKERS	L	68-89	4-4	2-2	6-6	Van Exel - 21	Bryant - 24	19,521\$
13	11/23	@Portland	L	90-97	4-4	2-3	6-7	Van Exel - 29	Wallace - 30	19,479
14	11/25	@L.A. Lakers	L	98-105	4-4	2-4	6-8	Van Exel - 34	Bryant - 25	18,997
15	11/28	INDIANA	L	85-99	4-5	2-4	6-9	Van Exel - 20	Harrington - 22	14,542
16	11/30	L.A. CLIPPERS	W	98-93	5-5	2-4	7-9	LaFrentz - 26	Richardson - 26	14,187
17	12/4	@Indiana	L	96-104	5-5	2-5	7-10	Van Exel - 30	Rose - 25	16,340
18	12/5	@Boston	L	80-95	5-5	2-6	7-11	Van Exel/Johnson - 16	Pierce - 35	12,587
19	12/7	@Toronto	L	96-98*	5-5	2-7	7-12	Van Exel - 27	Carter - 42	19,800
20	12/8	@Cleveland	L	99-109	5-5	2-8	7-13	Lenard - 17	Murray - 33	13,092
21	12/11	CHARLOTTE	L	96-99	5-6	2-8	7-14	LaFrentz - 23	Nailon - 20	13,912
22	12/13	MEMPHIS	W	89-86	6-6	2-8	8-14	Lenard - 25	Battier - 19	11,231
23	12/15	PHOENIX	W	106-98	7-6	2-8	9-14	Van Exel - 24	Marbury - 27	13,593
24	12/18	SAN ANTONIO	L	93-102	7-7	2-8	9-15	Van Exel - 25	Duncan - 24	14,118
25	12/21	@San Antonio	L	74-109	7-7	2-9	9-16	Van Exel - 11	Duncan - 21	22,831
26	12/22	GOLDEN STATE	L	101-105	7-8	2-9	9-17	Posey - 33	Jamison - 29	15,122
27	12/26	MINNESOTA	L	91-94	7-9	2-9	9-18	Van Exel - 27	Garnett/Billups - 22	14,726
28	12/28	PHILADELPHIA	W	93-90	8-9	2-9	10-18	Van Exel - 33	Iverson - 38	18,482
29	12/29	@Phoenix	L	92-109	8-9	2-10	10-19	Van Exel - 24	Wallace - 32	17,976
30	1/2	L.A. LAKERS	L	86-87	8-10	2-10	10-20	Van Exel - 25	Bryant - 28	17,932
31	1/4	L.A. CLIPPERS	L	80-82	8-11	2-10	10-21	Posey - 28	Odum - 27	16,004
32	1/7	@Charlotte	L	80-94	8-11	2-11	10-22	Van Exel - 24	Campbell - 21	7,806
33	1/8	@Dallas	L	94-95	8-11	2-12	10-23	Van Exel - 31	Nowitzki - 27	19,617
34	1/10	CLEVELAND	W	96-91	9-11	2-12	11-23	LaFrentz - 29	Murray - 17	13,589
35	1/12	@Houston	L	86-98	9-11	2-13	11-24	Lenard - 20	Griffin - 25	11,045
36	1/14	@Utah	L	97-106	9-11	2-14	11-25	Van Exel - 26	Malone - 26	17,809
37	1/16	SACRAMENTO	L	107-112	9-12	2-14	11-26	LaFrentz - 30	Stojakovic - 29	16,780
38	1/18	SEATTLE	W	96-90	10-12	2-14	12-26	Lenard - 27	Payton - 25	17,407
39	1/19	@Seattle	L	77-104	10-12	2-15	12-27	Van Exel - 28	Payton - 25	17,072
40	1/21	@L.A. Clippers	L	89-102	10-12	2-16	12-28	Van Exel - 19	Brand - 31	16,672
41	1/22	@L.A. Lakers	W	107-91	10-12	3-16	13-28	Lenard - 29	O'Neal - 40	18,997
42	1/24	DALLAS	L	97-104	10-13	3-16	13-29	LaFrentz - 24	Nowitzki - 26	16,945
43	1/29	MIAMI	L	94-100*	10-14	3-16	13-30	LaFrentz - 30	Jones - 37	15,492
44	2/1	@Sacramento	L	96-132	10-14	3-17	13-31	LaFrentz - 16	Webber - 29	17,317
45	2/5	PORTLAND	W	97-96	11-14	3-17	14-31	LaFrentz - 25	Patterson - 31	16,539
46	2/12	BOSTON	L	93-110	11-15	3-17	14-32	Johnson - 21	Walker - 30	14,193
47	2/14	@Memphis	W	100-85	11-15	4-17	15-32	LaFrentz - 23	Wright - 20	12,867
48	2/15	@Minnesota	W	99-98	11-15	5-17	16-32	LaFrentz - 30	Peeler - 24	19,669
49	2/17	@New Jersey	L	77-98	11-15	5-18	16-33	Abdul-Wahad/Lenard - 14	Van Horn - 17	12,866
50	2/18	@Philadelphia	L	83-110	11-15	5-19	16-34	Johnson/LaFrentz - 17	Iverson - 27	20,471
51	2/20	UTAH	L	99-110	11-16	5-19	16-35	Johnson - 19	Kirilenko/Padgett - 21	15,920
52	2/23	@Portland	L	90-101	11-16	5-20	16-36	McCloud - 20	Stoudamire - 24	19,146
53	2/24	ATLANTA	L	84-89	11-17	5-20	16-37	Howard - 28	Terry - 25	15,424
54	2/27	@Golden State	L	93-110	11-17	5-21	16-38	Howard - 21	Johnson - 26	11,517
55	3/1	MEMPHIS	W	96-83	12-17	5-21	17-38	Howard - 24	Gasol - 26	16,177
56	3/3	DALLAS	L	110-116*	12-18	5-21	17-39	Howard - 30	Finley - 30	16,851
57	3/4	@Utah	L	82-100	12-18	5-22	17-40	Lenard - 20	Malone - 21	18,381
58	3/7	NEW YORK	W	104-93	13-18	5-22	18-40	Howard - 30	Sprewell - 23	16,307
59	3/9	PORTLAND	W	109-106*	14-18	5-22	19-40	McCloud - 26	Pippen - 28	17,098
60	3/11	SAN ANTONIO	L	78-93	14-19	5-22	19-41	McDyess - 19	Duncan - 21	13,511
61	3/13	@Atlanta	L	102-105	14-19	5-23	19-42	Hardaway - 20	Terry - 31	7,577
62	3/15	@Orlando	L	102-124	14-19	5-24	19-43	Howard - 20	McGrady - 30	15,174
63	3/16	@Miami	L	76-101	14-19	5-25	19-44	Cheaney - 20	Mourning - 24	16,500
64	3/18	DETROIT	L	91-98	14-20	5-25	19-45	LaFrentz/Howard - 18	Stackhouse - 24	16,305
65	3/20	WASHINGTON	L	75-107	14-21	5-25	19-46	McDyess - 16	Hamilton - 30	19,162\$
66	3/21	@Sacramento	L	82-118	14-21	5-26	19-47	McCloud - 15	Turkoglu - 31	17,317
67	3/23	SEATTLE	W	86-85	15-21	5-26	20-47	Lenard - 24	Lewis/Drobnjak - 16	17,948
68	3/25	@New York	L	94-83	15-21	6-26	21-47	Lenard - 21	Sprewell - 33	19,763
69	3/26	@Washington	L	87-103	15-21	6-27	21-48	Harvey - 18	Hamilton/Whitney - 22	20,674
70	3/28	@Milwaukee	L	88-95	15-21	6-28	21-49	Lenard - 25	Cassell - 29	18,717
71	3/30	@Chicago	W	100-94	15-21	7-28	22-49	Howard - 23	Crawford - 16	20,734
72	3/31	@Detroit	L	82-86	15-21	7-29	22-50	Cheaney - 22	Stackhouse - 22	16,658
73	4/2	UTAH	W	98-90	16-21	7-29	23-50	Howard - 20	Stockton - 19	17,042
74	4/4	MINNESOTA	W	88-87	17-21	7-29	24-50	Howard - 20	Garnett - 21	15,509
75	4/5	@Golden State	L	104-108	17-21	7-30	24-51	Howard - 27	Arenas - 25	14,396
76	4/7	@L.A. Clippers	L	75-97	17-21	7-31	24-52	Posey - 18	Olowokandi - 23	18,864
77	4/9	@Memphis	L	86-97	17-21	7-32	24-53	Howard - 18	Swift - 20	11,208
78	4/10	@San Antonio	L	79-87	17-21	7-33	24-54	Howard - 19	Duncan - 16	19,893
79	4/12	GOLDEN STATE	W	97-89	18-21	7-33	25-54	Posey - 17	Johnson - 21	17,154
80	4/13	PHOENIX	W	98-94	19-21	7-33	26-54	Lenard - 28	Maron - 22	16,807
81	4/16	HOUSTON	W	101-70	20-21	7-33	27-54	Posey - 26	Torres - 18	15,717
82	4/17	@Minnesota	L	90-104	20-21	7-34	27-55	Satterfield - 21	Szczembialk - 20	16,779

* Denotes number of overtime periods

\$ Pepsi Center sellout





2002-03 SEASON

2002-03 ROSTER

NO.	PLAYER	POS	HT	WT	COLLEGE/YR	EXP.
15	Chris Andersen	F	6-10	230	Blinn (Texas) J.C. '99	1
30	Mark Blount	C	7-0	250	Pittsburgh '99	2
32	Ryan Bowen	F	6-9	227	Iowa '98	3
14	Devin Brown	G	6-5	235	Texas-San Antonio '02	R
9	Mark Bryant	F/C	6-9	250	Seton Hall '88	14
23	Marcus Camby	F/C	6-11	225	Massachusetts '97	6
25	John Crotty	G	6-2	194	Virginia '91	10
21	Adam Harrington	G	6-5	200	Auburn '03	R
6	Junior Harrington	G	6-4	190	Wingate '02	R
1	Donnell Harvey	F	6-8	220	Florida '03	2
5	Juwan Howard	F	6-9	250	Michigan '95	8
31	Nenê	F	6-11	260	Brazil	R
41	James Posey	F/G	6-8	215	Xavier '99	3
11	Kenny Satterfield	G	6-2	180	Cincinnati '03	1
4	Predrag Savovic	G	6-6	225	Hawaii '02	R
20	Jeff Trepagnier	G	6-4	200	USC '01	1
22	Nikoloz Tskitishvili	F	7-0	225	Republic of Georgia	R
7	Rodney White	G/F	6-9	230	Charlotte '04	1
12	Chris Whitney	G	6-0	175	Clemson '93	9
11	Shammond Williams	G	6-1	201	North Carolina '98	4
3	Vincent Yarbrough	G/F	6-7	210	Tennessee '02	R

Head Coach: Jeff Bzdelik (Illinois-Chicago '76)

Associate Head Coach: John MacLeod (Bellarmine College '59)

Assistant Coaches: T.R. Dunn (Alabama '77)

Jarinn Akana (Hawaii '94)

Assistant Coach/Director of Scouting: Bill Branch (Lenoir-Rhyne College '88)

Player Development: Mark Randall (Kansas '91)

Coaching Consultant: Doug Moe (North Carolina '61)

Asst. Coach/Strength & Conditioning: Steve Hess (Ithaca '91)

Athletic Trainer: Jim Gillen (Ft. Hays State '74)

Asst. Athletic Trainer: Erik Phillips (Colorado State '98)

NUGGETS 2002-03 TEAM HIGHS & LOWS

	HIGH	LOW
Points	108 vs. Mil., 3/26	53 @ Det., 11/16
Field Goals Made	42 @ Port., 11/5	20 @ Phx., 4/1
Field Goals Attempted	102 @ GS, 4/6	56 vs. NJ, 1/27
Field Goal Percentage	(52/45-76) @ Port., 11/5	(263/20-76) @ Phx., 4/1
Three-Pointers Made	8 @ Cle., 12/14	0 (6), last vs. NY, 4/2
Three-Pointers Attempted	21 @ Cle., 12/14	2 @ NY, 1/22
Three-Point Percentage	(700/7-10) vs. Wash., 3/30	(000/5) last vs. Port., 2/26
Free-Throws Made	28 vs. LAL, 2/12	3 @ Port., 11/2
Free-Throws Attempted	43 vs. LAL, 2/12	6 @ Mil., 1/25
Free-Throw Percentage	(900/18-20) @ Sac., 4/11	(375/3-8) @ Port., 11/2

	HIGH	LOW
Total Rebounds	59 vs. GS, 2/24	25 vs. LAL, 12/28
Offensive Rebounds	23 vs. Utah, 11/20	5 vs. Sac., 12/4
Defensive Rebounds	40 vs. Sac., 1/4	16 (3), last @ Cle., 12/14
Assists	32 (2), last vs. Chi. (OT), 2/4	12 (2), last @ SA, 11/27
Steals	18 (2), last vs. Cle., 1/17	2 vs. Phi., 3/2
Turnovers	32 vs. NJ, 1/27	9 vs. Min., 12/9
Blocked Shots	12 vs. Port., 1/10	0 @ Port., 1/28
Personal Fouls	33 (3), last vs. LAL, 2/12	17 (2), last @ Hou., 1/11

OPPONENTS 2002-03 TEAM HIGHS & LOWS

	HIGH	LOW
Points	126 @ LAL, 4/15	70 by LAC, 11/22
Field Goals Made	48 @ Dal., 2/1	23 (2), last by Bos., 3/22
Field Goals Attempted	90 by LAC, 4/12	60 @ LAC, 12/21
Field Goal Percentage	(590/36-61) by Utah, 11/20	(307/23-75) vs. Bos., 3/22
Three-Pointers Made	14 @ LAL, 4/15	0 (4), last by Mia., 1/8
Three-Pointers Attempted	27 @ LAL, 4/15	4 by Utah, 11/20
Three-Point Percentage	(750/3-4) by Utah, 1/15	(000/3), last by Sea., 12/30
Free-Throws Made	40 @ GS, 12/3	11 @ Min., 10/30
Free-Throws Attempted	48 @ Utah, 2/22	16 by LAL, 12/28
Free-Throw Percentage	(952/20-21) by Dal., 12/18	(520/13-25) @ Sea., 1/3

	HIGH	LOW
Total Rebounds	61 @ Chi., 2/15	23 @ Port., 11/2
Offensive Rebounds	23 @ Chi., 2/15	3 (2), last by Ori., 12/20
Defensive Rebounds	41 by LAC, 4/12	13 by Port., 11/2
Assists	36 by LAL, 12/28	13 by Mem., 2/2
Steals	18 by GS, 11/29	3 by Min., 12/9
Turnovers	31 by Utah, 11/20	10 by Dal., 12/18
Blocked Shots	15 by Mem., 11/9	1 (2), last @ Sea., 1/3
Personal Fouls	31 (2), last by Ind., 12/7	10 @ Mil., 1/25



2002-03 GAME-BY-GAME RESULTS (17-65)

NO.	DATE	OPPONENT	W-L	SCORE	HOME	ROAD	TOTAL	DEN. HIGH SCORER	OPP. HIGH SCORER	ATTEND.
1	10/30	@Minnesota	L	77-83	0-0	0-1	0-1	Andersen - 16	Hudson - 23	16,113
2	11/1	HOUSTON	L	73-84	0-1	0-1	0-2	Posey - 16	Mobley - 29	18,030
3	11/2	@Portland	W	96-79	0-1	1-1	1-2	Posey - 19	Wallace - 21	19,991
4	11/5	ATLANTA	L	87-103	0-2	1-1	1-3	Howard - 25	Robinson - 23	10,073
5	11/7	DETROIT	L	63-89	0-3	1-1	1-4	Posey - 21	Billups - 21	11,382
6	11/9	MEMPHIS	W	84-73	1-3	1-1	2-4	White - 22	Gasol - 21	16,179
7	11/13	PHOENIX	L	72-75	1-4	1-1	2-5	Howard - 19	Marbury - 19	11,846
8	11/15	@Toronto	L	79-84	1-4	1-2	2-6	Posey - 24	Lenard - 19	18,985
9	11/16	@Detroit	L	53-74	1-4	1-3	2-7	Howard - 12	Robinson - 19	22,076
10	11/18	@New Jersey	L	79-99	1-4	1-4	2-8	Satterfield - 15	Kidd - 24	10,302
11	11/20	UTAH	L	79-96	1-5	1-4	2-9	Howard - 17	Malone - 21	11,187
12	11/22	L.A. CLIPPERS	W	72-70	2-5	1-4	3-9	Howard - 18	Miller - 25	13,122
13	11/23	@Phoenix	W	80-79	2-5	2-4	4-9	Posey - 20	Marion - 19	15,121
14	11/26	SAN ANTONIO	W	85-81	3-5	2-4	5-9	Howard/Posey - 23	Duncan - 18	11,851
15	11/27	@San Antonio	L	68-89	3-5	2-5	5-10	Andersen - 12	Jackson - 22	16,935
16	11/29	GOLDEN STATE	L	82-92	3-6	2-5	5-11	Howard - 19	Arenas - 27	15,129
17	12/3	@Golden State	L	89-110	3-6	2-6	5-12	Harvey - 16	Jamison - 34	10,007
18	12/4	SACRAMENTO	L	90-92	3-7	2-6	5-13	Whitney - 22	Webber - 31	13,002
19	12/6	@Sacramento	L	77-98	3-7	2-7	5-14	Posey - 22	Christie - 23	17,317
20	12/7	INDIANA	W	92-81	4-7	2-7	6-14	Whitney - 23	O'Neal - 26	15,487
21	12/9	MINNESOTA	L	84-92	4-8	2-7	6-15	Howard - 20	Hudson - 22	12,378
22	12/11	@Memphis	L	93-96	4-8	2-8	6-16	Harvey - 23	Gasol - 18	11,889
23	12/13	@Indiana	L	72-94	4-8	2-9	6-17	Whitney - 14	Mercer - 19	15,017
24	12/14	@Cleveland	L	104-111	4-8	2-10	6-18	Posey - 21	Wagner/Ilgaukas - 29	9,163
25	12/16	@Philadelphia	L	71-93	4-8	2-11	6-19	Nené - 23	Iverson - 23	17,501
26	12/18	DALLAS	L	75-80	4-9	2-11	6-20	Howard - 21	Finley - 31	13,183
27	12/20	ORLANDO	L	80-89	4-10	2-11	6-21	Howard - 20	Garrity/Kemp - 17	15,497
28	12/21	@L.A. Clippers	L	89-92	4-10	2-12	6-22	Howard - 30	Jaric - 22	15,503
29	12/28	L.A. LAKERS	L	93-112	4-11	2-12	6-23	Howard - 20	Bryant - 39	19,099\$
30	12/30	SEATTLE	L	77-79	4-12	2-12	6-24	Nené - 21	Mason - 23	13,564
31	1/3	@Seattle	W	94-82	4-12	3-12	7-24	Howard - 20	Payton - 25	15,802
32	1/4	SACRAMENTO	L	76-87	4-13	3-12	7-25	Howard - 20	Bibby - 24	17,393
33	1/6	@Dallas	L	71-86	4-13	3-13	7-26	Howard - 22	Finley - 19	19,773
34	1/8	MIAMI	W	85-76	5-13	3-13	8-26	Howard - 26	C. Butler - 20	12,630
35	1/10	PORTLAND	W	82-81	6-13	3-13	9-26	Nené - 20	Anderson - 17	15,216
36	1/11	@Houston	L	85-87	6-13	3-14	9-27	Howard - 19	Francis - 25	11,972
37	1/13	@Minnesota	L	75-89	6-13	3-15	9-28	Howard - 19	Peeler - 20	13,009
38	1/15	UTAH	L	81-92	6-14	3-15	9-29	Nené - 24	Harpring - 17	13,354
39	1/17	CLEVELAND	W	97-80	7-14	3-15	10-29	Howard - 25	Ilgaukas - 26	14,214
40	1/20	@Washington	L	74-89	7-14	3-16	10-30	Howard - 25	Jordan - 25	20,173
41	1/22	@New York	L	88-97	7-14	3-17	10-31	Howard - 28	Houston - 37	17,622
42	1/24	@Boston	L	59-77	7-14	3-18	10-32	White - 11	Pierce - 45	18,087
43	1/25	@Milwaukee	L	75-88	7-14	3-19	10-33	Howard/Harvey - 15	Cassell - 26	18,096
44	1/27	NEW JERSEY	L	66-92	7-15	3-19	10-34	Yarborough - 13	Jefferson - 23	13,826
45	1/28	@Portland	L	92-98	7-15	3-20	10-35	Howard - 17	Anderson - 24	19,087
46	2/1	@Dallas	L	100-122	7-15	3-21	10-36	White - 17	Van Exel - 30	19,889
47	2/2	MEMPHIS	W	93-78	8-15	3-21	11-36	Howard - 26	Gooden - 16	13,274
48	2/4	CHICAGO	W	102-100*	9-15	3-21	12-36	Howard - 30	Marshall - 21	13,390
49	2/6	SAN ANTONIO	L	74-83	9-16	3-21	12-37	Howard - 23	Duncan - 25	15,206
50	2/11	@L.A. Lakers	L	93-121	9-16	3-22	12-38	Howard/Yarborough - 18	Bryant - 42	18,948
51	2/12	L.A. LAKERS	L	102-113	9-17	3-22	12-39	Howard - 22	Bryant - 51	17,757
52	2/15	@Chicago	L	69-88	9-17	3-23	12-40	Howard - 18	Rose - 27	22,145
53	2/16	@New Orleans	L	92-100	9-17	3-24	12-41	Howard - 25	Mashburn - 24	14,715
54	2/18	@San Antonio	L	76-101	9-17	3-25	12-42	Howard - 21	Bowen - 18	17,274
55	2/19	MINNESOTA	L	77-85	9-18	3-25	12-43	Yarborough - 18	Garnett - 25	15,109
56	2/22	@Utah	L	89-99	9-18	3-26	12-44	Howard - 20	Malone - 20	19,911
57	2/24	GOLDEN STATE	L	89-94	9-19	3-26	12-45	Howard - 29	Arenas - 29	13,146
58	2/26	PORTLAND	L	84-94	9-20	3-26	12-46	Howard - 26	Daniels/Patterson - 15	15,826
59	2/28	NEW ORLEANS	L	88-94	9-21	3-26	12-47	Howard - 24	Mashburn - 24	18,556
60	3/2	PHILADELPHIA	L	94-100	9-22	3-26	12-48	Howard - 25	Snow - 25	16,832
61	3/4	@Atlanta	L	86-92	9-22	3-27	12-49	Howard - 20	Abdur-Rahim - 30	9,382
62	3/5	@Memphis	L	86-96	9-22	3-28	12-50	Howard/Nené/White - 14	Swift - 24	11,296
63	3/8	@Miami	W	98-92	9-22	4-28	13-50	J.Harrington - 19	R. Butler - 22	14,418
64	3/9	@Orlando	L	98-111	9-22	4-29	13-51	Howard - 19	MGrady - 43	15,755
65	3/11	TORONTO	W	95-87	10-22	4-29	14-51	Howard - 24	Carter - 21	13,409
66	3/16	SEATTLE	L	84-92	10-23	4-29	14-52	Howard - 22	Lewis - 24	16,108
67	3/18	@Utah	L	81-99	10-23	4-30	14-53	Howard - 16	Harpring - 22	17,651
68	3/19	@L.A. Clippers	L	78-91	10-23	4-31	14-54	Howard - 24	Wang - 21	15,580
69	3/21	@Seattle	L	99-101*	10-23	4-32	14-55	Williams - 22	Allen - 38	16,379
70	3/22	BOSTON	W	90-80	11-23	4-32	15-55	Howard - 27	Pierce - 31	17,448
71	3/24	DALLAS	L	96-108	11-24	4-32	15-56	Howard - 25	Nowitzki - 25	14,714
72	3/26	MILWAUKEE	W	108-103	12-24	4-32	16-56	Howard - 25	Payton - 28	14,811
73	3/29	@Houston	L	89-102	12-24	4-33	16-57	Camby - 18	Francis - 18	15,026
74	3/30	WASHINGTON	W	88-72	12-24	4-33	17-57	Williams - 15	Jordan - 19	19,650\$
75	4/1	@Phoenix	L	65-95	13-24	4-34	17-58	Camby/Nené/Tskitishvili - 10	Marion - 33	17,124
76	4/2	NEW YORK	L	75-83	13-25	4-34	17-59	Howard - 20	Houston - 27	13,527
77	4/6	@Golden State	L	99-106	13-25	4-35	17-60	Howard - 24	Jamison - 41	17,021
78	4/8	PHOENIX	L	78-98	13-26	4-35	17-61	Howard - 15	Marion - 27	13,873
79	4/11	@Sacramento	L	103-105	13-26	4-36	17-62	Howard - 24	Webber - 29	17,317
80	4/12	L.A. CLIPPERS	L	79-101	13-27	4-36	17-63	Trepagnier - 19	Jaric - 17	18,319
81	4/15	@L.A. Lakers	L	104-126	13-27	4-37	17-64	Howard - 15	Bryant - 32	18,997
82	4/16	HOUSTON	L	84-89	13-28	4-37	17-65	Williams - 15	Posey/Francis - 17	18,516

* Denotes number of overtime periods

\$ Pepsi Center sellout





2003-04 SEASON

2003-04 ROSTER

NO.	PLAYER	POS	HT	WT	COLLEGE/YR	EXP.
12	Chris Andersen	F	6-10	228	Blinn (Texas) J.C. '99	2
15	Carmelo Anthony	F	6-8	230	Syracuse '06	R
20	Jon Barry	G	6-5	205	Georgia Tech '92	11
32	Ryan Bowen	F	6-9	220	Iowa '98	4
11	Earl Boykins	G	5-5	133	Eastern Michigan '98	5
23	Marcus Camby	F/C	6-11	235	Massachusetts '97	7
51	Michael Doleac	F/C	6-11	262	Utah '98	5
56	Francisco Elson	F/C	7-0	235	California '99	R
1	Voshon Lenard	G	6-4	205	Minnesota '95	8
24	Andre Miller	G	6-2	200	Utah '99	4
31	Nenê	F	6-11	260	Brazil	1
41	Mark Pope	F	6-10	235	Kentucky '96	5
4	Jeff Trepagnier	G	6-4	200	USC '01	1
22	Nikoloz Tskitishvili	F	7-0	245	Republic of Georgia	1
5	Rodney White	F	6-9	230	Charlotte '04	2

Head Coach: Jeff Bzdelik (Illinois-Chicago '76)
Associate Head Coach: John MacLeod (Bellarmine College '59)
Assistant Coaches: T.R. Dunn (Alabama '77), Scott Brooks (UC-Irvine '87)
Assistant Coaches/Player Development: Jarinn Akana (Hawaii '94), Adrian Dantley (Notre Dame '77), Chip Engelland (Duke '83)
Assistant Coach/Director of Scouting: Bill Branch (Lenoir-Rhyne College '88)
Assistant Coach/Coaching Consultant: Doug Moe (North Carolina '61)
Asst. Coach/Strength & Conditioning: Steve Hess (Ithaca '91)
Athletic Trainer: Jim Gillen (Ft. Hays State '74)
Asst. Athletic Trainer: Erik Phillips (Colorado State '98)

NUGGETS 2003-04 TEAM HIGHS & LOWS

	HIGH	LOW
Points	124 vs. Sea., 3/30	60 @ Ind., 11/4
Field Goals Made	47 (2), last @ Mil., 3/12	23 @ Ind., 11/4
Field Goals Attempted	99 vs. LAC (11), 11/7	64 vs. Mia., 1/18
Field Goal Percentage	(.597/40-67) @ GS, 12/3	(.291/23-79) @ Ind., 11/4
Three-Pointers Made	9 (2), last vs. Sea., 12/20	0 vs. Utah, 1/9
Three-Pointers Attempted	29 vs. Sea., 12/20	4 (3), last @ Mem., 1/25
Three-Point Percentage	(.667 (2)/8-12) last vs. NO, 12/17	(.000/0-4) vs. Utah, 1/9
Free-Throws Made	35 vs. Orl., 11/14	8 @ Det., 3/19
Free-Throws Attempted	46 vs. Orl., 11/14	12 @ Sea., 12/17

	HIGH	LOW
Free-Throw Percentage	(.897/26-29) @ Por., 1/2	(.529/9-17) vs. Dal., 1/16
Total Rebounds	66 vs. SA, 10/29	28 @ LAL, 1/14
Offensive Rebounds	26 vs. SA, 10/29	2 vs. Mia., 1/18
Defensive Rebounds	43 vs. LAL, 1/7	18 @ LAL, 1/14
Assists	38 VS. Was., 11/21	7 @ Mia., 2/21
Steals	16 (2), last vs. NY, 2/29	3 (2), @ SA, 2/28
Turnovers	23 (2), @ Ind., 11/4	6 vs. Min., 3/24
Blocked Shots	16 vs. Mil., 11/19	1 vs. NY, 2/29
Personal Fouls	29 (2), last @ Mem., 2/23	15 (3), last vs. Atl., 1/3

OPPONENTS 2003-04 TEAM HIGHS & LOWS

	HIGH	LOW
Points	120 @ LAC, 12/31	71 @ Ind., 11/4
Field Goals Made	48 @ SA, 2/28	25 (2), @ Utah, 1/20
Field Goals Attempted	97 (2), last by Dal., 11/28	6 @ LAL, 1/14
Field Goal Percentage	(.567/38-67) @ NJ, 3/10	(.268/26-97) by SA, 10/29
Three-Pointers Made	14 @ SAC, 2/8	0 (2), last by Min., 11/18
Three-Pointers Attempted	24 @ SAC, 2/8	3 (2), last by Phi., 2/17
Three-Point Percentage	(.625/10-16) @ Bos., 3/17	(.000/0-8) @ Ind., 11/4
Free-Throws Made	36 @ SA, 4/14	6 by Phx., 1/21
Free-Throws Attempted	53 @ SA, 4/14	9 by Phx., 1/21

	HIGH	LOW
Free-Throw Percentage	(.900/27-30) by LAC, 3/22	(.448/13-29) @ Orl., 2/20
Total Rebounds	60 by SA, 10/29	29 by Chi., 1/28
Offensive Rebounds	24 by Cle., 12/2	4 (2), @ NJ, 3/10
Defensive Rebounds	41 by Min., 3/21	20 by Chi., 1/28
Assists	35 by LAL, 2/25	14 (3), last @ Utah, 1/21
Steals	15 @ Ind., 11/4	1 by Min., 3/24
Turnovers	27 by NY, 2/29	5 @ SA, 2/28
Blocked Shots	16 by SA, 10/29	2 (3), last by Chi., 1/28
Personal Fouls	35 by Orl., 11/14	13 @ SAC, 2/8



2003-04 GAME-BY-GAME RESULTS (43-39)

NO.	DATE	OPPONENT	W-L	SCORE	HOME	ROAD	TOTAL	DEN. HIGH SCORER	OPP. HIGH SCORER	ATTEND.
1	10/29	SAN ANTONIO	W	80-72	1-0	0-1	1-0	Miller - 16	Duncan - 17	17,429
2	10/30	@Houston	L	85-102	1-0	0-1	1-1	Miller - 19	Mobley - 21	18,189
3	11/1	SACRAMENTO	W	109-88	2-0	0-1	2-1	Anthony - 23	Stojakovic - 19	18,111
4	11/4	@Indiana	L	60-71	2-0	0-2	2-2	Boykins - 18	O'Neal - 25	14,669
5	11/5	@Cleveland	W	93-89	2-0	1-2	3-2	Boykins - 18	Ilgauskas - 23	20,562
6	11/7	LA CLIPPERS	L	102-104*	2-1	1-2	3-3	Anthony - 30	Maggette - 29	16,107
7	11/9	@Toronto	L	76-89	2-1	1-3	3-4	Anthony - 19	Carter - 34	16,888
8	11/10	@Chicago	W	105-97	2-1	2-3	4-4	Anthony - 26	Curry - 20	16,002
9	11/14	ORLANDO	W	106-101	3-1	2-3	5-4	Boykins/Miller - 26	McGrady - 51	17,133
10	11/18	@Minnesota	L	76-89	3-1	2-4	5-5	Tskitshtvili - 14	Garnett - 26	15,090
11	11/19	MILWAUKEE	W	94-86	4-1	2-4	6-5	Miller - 17	Thomas - 25	12,919
12	11/21	WASHINGTON	W	108-87	5-1	2-4	7-5	Anthony - 23	Arenas - 27	15,731
13	11/22	@Dallas	L	101-115	5-1	2-5	7-6	Miller - 22	Jamison - 26	20,122
14	11/25	PHOENIX	W	110-80	6-1	2-5	8-6	Anthony - 17	Stoudemire - 25	12,003
15	11/28	DALLAS	W	113-103	7-1	2-5	9-6	Anthony - 26	Walker - 30	19,628\$
16	11/29	@LA Clippers	W	98-86	7-1	3-5	10-6	Lenard - 26	Maggette - 22	13,062
17	12/1	CLEVELAND	W	115-103	8-1	3-5	11-6	Anthony - 26	James - 19	19,610\$
18	12/3	@Golden State	W	117-109	8-1	4-5	12-6	Lenard - 38	Claxton - 21	16,147
19	12/5	GOLDEN STATE	W	98-81	9-1	4-5	13-6	Anthony - 28	Dunleavy - 19	17,512
20	12/7	BOSTON	L	111-116	9-2	4-5	13-7	White - 23	Pierce - 33	16,823
21	12/9	@Atlanta	L	98-112	9-2	4-6	13-8	Lenard - 25	Vaughn - 23	14,328
22	12/12	@Philadelphia	W	86-77	9-2	5-6	14-8	Miller - 23	Thomas - 19	20,499
23	12/13	@New York	L	88-95	9-2	5-7	14-9	Anthony - 25	Van Horn - 16	19,763
24	12/16	NEW ORLEANS	W	116-94	10-2	5-7	15-9	Anthony - 21	Davis - 25	14,193
25	12/17	@Seattle	W	99-98	10-2	6-7	16-9	Miller - 20	Lewis/Murray - 19	13,865
26	12/19	@LA Lakers	L	99-101	10-2	6-8	16-10	Anthony - 24	O'Neal - 26	18,997
27	12/20	SEATTLE	L	106-115	10-3	6-8	16-11	Lenard - 31	Frahn - 31	18,612
28	12/22	MEMPHIS	W	106-99	11-3	6-8	17-11	Lenard - 24	Gasol - 24	16,155
29	12/26	HOUSTON	W	95-94	12-3	6-8	18-11	Anthony - 37	Taylor - 22	19,685\$
30	12/28	GOLDEN STATE	W	103-79	13-3	6-8	19-11	Camby - 17	Richardson - 14	17,763
31	12/30	TORONTO	L	74-81	13-4	6-8	19-12	Anthony - 19	Rose/Williams - 17	19,099\$
32	12/31	@LA Clippers	L	104-120	13-4	6-9	19-13	Lenard/Miller - 18	Richardson - 44	14,350
33	1/2	@Portland	W	106-96	13-4	7-9	20-13	Lenard - 27	Wallace - 20	17,316
34	1/3	ATLANTA	L	76-84	13-5	7-9	20-14	Anthony - 26	Jackson - 25	17,230
35	1/5	SAN ANTONIO	L	74-98	13-6	7-9	20-15	Camby - 13	Duncan - 30	15,120
36	1/7	LA LAKERS	W	113-91	14-6	7-9	21-15	Boykins - 22	Bryant - 27	19,739\$
37	1/9	UTAH	W	106-96	15-6	7-9	22-15	Anthony - 27	Stevenson - 19	19,402\$
38	1/11	@Sacramento	L	106-117	15-6	7-10	22-16	Miller - 30	Stojakovic - 33	17,317
39	1/13	@Phoenix	W	105-92	15-6	8-10	23-16	Lenard - 32	Stoudemire - 28	15,910
40	1/14	@LA Lakers	L	71-97	15-6	8-11	23-17	Lenard/Miller - 15	Medvedenko - 22	18,562
41	1/16	DALLAS	L	88-91	15-7	8-11	23-18	Miller - 28	Nowitzki - 22	19,216\$
42	1/18	MIAMI	W	88-80	16-7	8-11	24-18	Anthony - 31	Odum - 26	17,635
43	1/20	@Utah	W	96-75	16-7	9-11	25-18	Lenard - 17	Williams - 20	19,385
44	1/21	PHOENIX	W	97-92	17-7	9-11	26-18	Camby/Miller - 22	Johnson - 28	15,652
45	1/23	@New Orleans	L	91-97	17-7	9-12	26-19	Anthony - 24	Magloire - 20	14,181
46	1/25	@Memphis	L	88-106	17-7	9-13	26-20	Anthony - 25	Wells - 17	17,284
47	1/26	MINNESOTA	L	95-97	17-8	9-13	26-21	Miller - 24	Garnett - 31	15,320
48	1/28	CHICAGO	W	115-99	18-8	9-13	27-21	White - 24	Curry - 21	15,420
49	1/31	@Dallas	W	102-107	18-8	10-13	28-21	Anthony - 26	Finley - 37	20,463
50	2/2	PORTLAND	W	116-97	19-8	10-13	29-21	Anthony - 39	Randolph - 28	15,866
51	2/6	@Golden State	L	87-96	19-9	10-14	29-22	Anthony - 24	Claxton - 25	17,576
52	2/8	@Sacramento	L	92-115	19-9	10-15	29-23	Anthony - 24	Stojakovic - 35	17,317
53	2/9	MEMPHIS	W	86-83	20-8	10-15	30-23	Anthony/Miller - 20	Battier - 13	15,316
54	2/10	@Portland	W	107-98	20-8	11-15	31-23	Lenard - 31	Abdur-Rahim - 20	16,384
55	2/17	PHILADELPHIA	W	106-85	21-8	11-15	32-23	Anthony - 28	Iverson - 27	19,099\$
56	2/20	@Orlando	L	98-102	21-8	11-16	32-24	Anthony - 35	Howard - 24	15,588
57	2/21	@Miami	L	81-97	21-8	11-17	32-25	Anthony - 16	Wade - 28	16,500
58	2/23	@Memphis	L	106-109	21-8	11-18	32-26	Anthony - 26	Gasol - 25	13,423
59	2/25	LA LAKERS	L	111-112	21-9	11-18	32-27	Anthony - 35	Bryant - 35	19,812\$
60	2/28	@San Antonio	L	92-117	21-9	11-19	32-28	Anthony - 26	Parker - 29	18,797
61	2/29	NEW YORK	W	107-96	22-9	11-19	33-28	Anthony - 25	K. Thomas - 18	19,099\$
62	3/2	NEW JERSEY	L	91-95	22-10	11-19	33-29	Anthony - 26	Kittles - 34	18,044
63	3/6	DETROIT	L	66-97	22-11	11-19	33-30	6 tied - 8	R. Wallace - 20	19,681\$
64	3/7	INDIANA	L	94-103	22-12	11-19	33-31	Anthony - 29	O'Neal - 31	19,099\$
65	3/9	@Washington	W	117-87	22-12	12-19	34-31	Anthony - 26	Arenas - 23	14,924
66	3/10	@New Jersey	L	97-98	22-12	12-20	34-32	Anthony - 24	Martin - 28	13,083
67	3/12	@Milwaukee	W	117-111	22-12	12-20	35-32	Anthony - 31	Van Horn - 25	18,717
68	3/14	UTAH	W	102-75	23-12	12-20	35-32	Miller - 24	Arrroyo - 12	19,522\$
69	3/17	@Boston	L	100-104	23-12	12-21	35-33	Anthony - 20	Pierce - 28	17,763
70	3/19	@Detroit	L	75-94	23-12	12-22	36-34	Anthony - 20	Hamilton/R. Wallace - 20	20,076
71	3/21	@Minnesota	L	77-98	23-12	12-23	36-35	Anthony - 13	Garnett - 20	19,557
72	3/22	LA CLIPPERS	W	102-80	24-12	12-23	37-35	Anthony - 22	Drobnjak - 24	16,673
73	3/24	MINNESOTA	W	101-92	25-12	12-23	38-35	Anthony - 25	Garnett - 24	19,099\$
74	3/26	@Seattle	L	86-102	25-12	12-24	38-36	Anthony - 21	Allen - 27	17,072
75	3/27	@Utah	L	83-85	25-12	12-25	38-37	Anthony - 25	Arrroyo - 19	19,911
76	3/30	SEATTLE	W	124-119	26-12	12-25	39-37	Anthony - 41	Lewis - 20	17,699
77	4/2	HOUSTON	W	110-100	27-12	12-25	40-37	Anthony/Camby - 20	Yao - 23	19,680\$
78	4/7	@Phoenix	W	111-96	27-12	12-25	41-37	Anthony - 36	Johnson - 22	16,797
79	4/9	@Houston	L	103-106	27-12	12-26	41-38	Camby - 23	Francis - 33	18,148
80	4/10	PORTLAND	W	110-100*	28-12	12-26	42-38	Anthony - 30	Miles/Randolph - 23	19,794\$
81	4/12	SACRAMENTO	W	97-89	29-12	12-26	43-38	Miller - 21	Stojakovic - 20	19,746\$
82	4/14	@San Antonio	L	67-93	29-12	12-27	43-39	Anthony - 12	Duncan - 23	18,797

* Denotes number of overtime periods

\$ Pepsi Center sellout







2004-05 GAME-BY-GAME RESULTS (49-33)

NO.	DATE	OPPONENT	W-L	SCORE	HOME	ROAD	TOTAL	DEN. HIGH SCORER	OPP. HIGH SCORER	ATTEND.
1	11/2	@L.A. Lakers	L	78-89	0-0	0-1	0-1	Anthony-20	Bryant-25	18,997
2	11/4	MINNESOTA	W	94-92*	1-0	0-1	1-1	Anthony/Miller-19	Garnett-25	19,099§
3	11/6	UTAH	L	82-106	1-1	0-1	1-2	Boykins-17	Boozler-30	19,099§
4	11/8	@Utah	L	91-102	1-1	0-2	1-3	Anthony-17	Kirilenko-24	18,667
5	11/9	SEATTLE	L	88-108	1-2	0-2	1-4	Anthony-20	Allen-30	12,962
6	11/11	DETROIT	W	117-109	2-2	0-2	2-4	Anthony-34	Hamilton-25	16,711
7	11/14	@Sacramento	L	89-90†	2-2	0-3	2-5	Anthony-28	Miller-26	17,317
8	11/17	TORONTO	W	112-106	3-2	0-3	3-5	Anthony-30	Rose-20	17,810
9	11/19	CHICAGO	W	99-81	4-2	0-3	4-5	Boykins-32	Nocioni-22	17,171
10	11/21	DALLAS	W	110-82	5-2	0-3	5-5	Buckner-28	Harris-15	15,622
11	11/23	NEW JERSEY	W	90-88	6-2	0-3	6-5	Martin-22	Jefferson-26	13,448
12	11/26	SAN ANTONIO	L	75-89	6-3	0-3	6-6	Anthony-24	Duncan-23	19,099§
13	11/27	@Houston	W	82-76	6-3	1-3	7-6	Miller-20	McGrady/Padgett-14	18,145
14	11/29	NEW ORLEANS	W	76-67	7-3	1-3	8-6	Boykins-22	Nailon-16	13,119
15	12/2	CLEVELAND	L	73-92	7-4	1-3	8-7	Anthony-14	James-17	19,152§
16	12/4	MIAMI	W	104-95	8-4	1-3	9-7	Anthony-28	Wade-26	18,282
17	12/6	ORLANDO	W	115-102	9-4	1-3	10-7	Miller-29	Howard/Francis-23	14,912
18	12/8	@Washington	W	111-105	9-4	2-3	11-7	Miller-34	Arenas-28	16,080
19	12/10	@Toronto	W	101-87	9-4	3-3	12-7	Anthony-28	Alston-25	17,197
20	12/12	@New York	L	96-107	9-4	3-4	12-8	Anthony-26	Crawford-31	19,763
21	12/14	@Philadelphia	L	102-110	9-4	3-5	12-9	Anthony-29	Iverson-31	15,392
22	12/15	@Boston	W	100-99	9-4	4-5	13-9	Anthony-25	Pierce-31	15,371
23	12/17	@Miami	L	100-107	9-4	4-6	13-10	Miller-24	Wade-25	19,984
24	12/18	@Orlando	L	95-117	9-4	4-7	13-11	D. Johnson-18	Motley-19	15,531
25	12/20	PHOENIX	L	105-107	9-5	4-7	13-12	Miller-23	Stoudamire-32	19,695§
26	12/22	@Seattle	L	83-98	9-5	4-8	13-13	Miller-20	Lewis-21	17,072
27	12/26	DALLAS	L	88-102	9-6	4-8	13-14	Miller-18	Nowitzki-36	19,099§
28	12/27	@Golden State	L	101-104	9-6	4-9	13-15	Miller-21	Pietrus-24	16,819
29	12/31	PHILADELPHIA	W	97-92	10-6	4-9	14-15	Anthony-24	Iverson-29	19,099§
30	1/2	L.A. Lakers	L	91-99	10-6	4-10	14-16	Anthony-27	Bryant-42	18,997
31	1/3	L.A. CLIPPERS	L	98-102	10-7	4-10	14-17	Anthony-21	Maggette-33	14,817
32	1/8	@San Antonio	L	90-99	10-7	4-11	14-18	Martin-26	Ginobili-22	18,797
33	1/9	HOUSTON	L	98-116	10-8	4-11	14-19	Anthony-27	Ginobili-45	18,227
34	1/11	@Sacramento	L	100-109	10-8	4-12	14-20	Martin-17	Stojakovic-27	17,317
35	1/12	L.A. LAKERS	W	95-83	11-8	4-12	15-20	Martin-18	Butler-18	18,171
36	1/14	MINNESOTA	L	83-93	11-9	4-12	15-21	Martin-23	Sprewell-29	18,906
37	1/17	@Golden State	L	97-107	11-9	4-13	15-22	Anthony-24	Richardson-42	15,591
38	1/18	@Seattle	W	116-110*	11-9	5-13	16-22	Miller-30	Radmanovic-25	15,555
39	1/21	MEMPHIS	W	92-82	12-9	5-13	17-22	Boykins-25	Wright-17	18,056
40	1/23	@Dallas	L	93-95	12-9	5-14	17-23	Martin-19	Nowitzki-35	19,744
41	1/25	@Chicago	L	107-111	12-9	5-15	17-24	Anthony-32	Hinrich-23	18,911
42	1/26	@Detroit	L	70-97	12-9	5-16	17-25	Boykins-14	B. Wallace-14	18,276
43	1/28	@Milwaukee	W	106-100	12-9	6-16	18-25	Anthony-25	Redd-26	16,219
44	1/29	@Indiana	W	95-88	12-9	7-16	19-25	Martin-25	O'Neal-22	18,345
45	2/1	NEW YORK	W	96-76	13-9	7-16	20-25	Martin-27	Crawford-20	15,821
46	2/2	@Portland	L	94-97	13-9	7-17	20-26	Miller-27	Van Exel-26	14,256
47	2/5	GOLDEN STATE	W	107-91	14-9	7-17	21-26	Martin-24	Claxton-17	19,099§
48	2/8	UTAH	W	97-87	15-9	7-17	22-26	Anthony-25	Okur-21	15,898
49	2/9	@Minnesota	L	92-98	15-9	7-18	22-27	Anthony-21	Garnett-24	15,442
50	2/11	@Cleveland	W	106-101	15-9	8-18	23-27	Boykins-20	James-35	20,562
51	2/13	@New Jersey	L	79-94	15-9	8-19	23-28	Anthony-18	Carter-23	16,125
52	2/15	@Atlanta	W	100-96	15-9	9-19	24-28	Anthony-22	Walker-22	19,043
53	2/16	@Charlotte	L	88-94	15-9	9-20	24-29	Anthony-21	Rush-20	11,754
54	2/23	BOSTON	W	107-86	16-9	9-20	25-29	Miller-22	West-17	17,987
55	2/25	@Memphis	W	97-94*	16-9	10-20	26-29	Boykins-19	Cardinal-28	18,119
56	2/27	@New Orleans	W	94-93	16-9	11-20	27-29	Anthony-31	Dickau-22	14,548
57	3/1	ATLANTA	W	97-74	17-9	11-20	28-29	Anthony-23	Harrington-18	15,341
58	3/3	INDIANA	W	96-87	18-9	11-20	29-29	Anthony-26	Jackson-16	17,811
59	3/5	@L.A. Clippers	W	105-89	18-9	12-20	30-29	Boykins-22	Simmons-18	18,423
60	3/7	PORTLAND	W	111-98	19-9	12-20	31-29	Anthony-23	Stoudamire-24	18,707
61	3/12	@San Antonio	W	90-87	19-9	13-20	32-29	Martin-23	Parker-25	18,797
62	3/13	PHOENIX	L	101-106	19-10	13-20	32-30	Martin-21	Nash-25	19,566§
63	3/16	CHARLOTTE	W	120-101	20-10	13-20	33-30	Anthony-25	Bogans-19	16,527
64	3/18	L.A. CLIPPERS	W	115-96	21-10	13-20	34-30	Anthony-21	Maggette-26	18,915
65	3/20	MILWAUKEE	W	114-103	22-10	13-20	35-30	Miller-22	Mason-24	16,816
66	3/22	WASHINGTON	W	127-98	23-10	13-20	36-30	Johnson-20	Arenas-25	16,712
67	3/24	L.A. LAKERS	W	117-96	24-10	13-20	37-30	Boykins-21	Butler-22	19,866§
68	3/26	SACRAMENTO	W	113-89	25-10	13-20	38-30	Anthony-28	Stojakovic-24	19,795§
69	3/28	@Phoenix	L	114-123	25-10	13-21	38-31	Anthony-22	Marion-30	18,422
70	3/30	@Utah	W	109-98	25-10	14-21	39-31	Miller-24	Okur-23	17,444
71	4/1	SAN ANTONIO	W	102-84	26-10	14-21	40-31	Boykins-23	Parker-17	19,730§
72	4/2	@Portland	W	103-97	26-10	15-21	41-31	Anthony-23	Stoudamire-27	17,638
73	4/5	@Memphis	W	94-91	26-10	16-21	42-31	Anthony-24	Gasol-18	18,119
74	4/6	@New Orleans	W	94-83	26-10	17-21	43-31	Anthony-18	Dickau-20	14,654
75	4/8	@Minnesota	W	107-104	26-10	18-21	44-31	Anthony-26	Cassell-27	19,904
76	4/9	SEATTLE	W	121-105	27-10	18-21	45-31	Anthony-24	Allen-32	19,751§
77	4/11	GOLDEN STATE	W	122-106	28-10	18-21	46-31	Anthony-32	Davis-28	18,045
78	4/13	NEW ORLEANS	W	116-102	29-10	18-21	47-31	Anthony-19	Smith-25	17,316
79	4/15	MEMPHIS	W	111-102	30-10	18-21	48-31	Anthony-22	Miller-17	19,735§
80	4/16	@Houston	L	87-115	30-10	18-22	48-32	Martin-22	McGrady-32	18,216
81	4/18	@Phoenix	L	114-128	30-10	18-23	48-33	Anthony-36	Stoudemire/Johnson-26	18,422
82	4/19	PORTLAND	W	119-115	31-10	18-23	49-33	Anthony-36	Miles-47	19,099§

* Denotes number of overtime periods

§ Pepsi Center sellout





2005-06 SEASON

SEASON BY SEASON

2005-06 ROSTER

NO.	PLAYER	POS	HT	WT	COLLEGE/YR	EXP.
15	Carmelo Anthony	F	6-8	230	Syracuse '06	2
11	Earl Boykins	G	5-5	133	Eastern Michigan '98	7
7	Greg Buckner	G/F	6-4	210	Clemson '98	6
23	Marcus Camby	F/C	6-11	235	Massachusetts '97	9
56	Francisco Elson	F/C	7-0	235	California '99	2
30	Reggie Evans	F	6-8	245	Iowa	3
32	Julius Hodge	G	6-7	210	North Carolina State	R
3	DerMarr Johnson	G	6-9	201	Cincinnati '03	5
43	Linas Kleiza	F	6-8	235	Missouri	R
1	Voshon Lenard	G	6-4	205	Minnesota '95	10
6	Kenyon Martin	F	6-9	240	Cincinnati '00	5
24	Andre Miller	G	6-2	200	Utah '99	6
21	Eduardo Najera	F	6-8	240	Oklahoma '00	5
31	Nenê	F	6-11	260	Brazil	3
22	Ruben Patterson	G/F	6-5	224	Cincinnati	7
9	Bryon Russell	G/F	6-7	225	Long Beach State '93	12
8	Earl Watson	G	6-1	195	UCLA	4

Head Coach: George Karl (North Carolina '73)
Assistant Coaches: Doug Moe (North Carolina '61), Scott Brooks (UC-Irvine '87),
 Adrian Dantley (Notre Dame '77), Tim Gururich (Pittsburgh '64)
Assistant Coach/Player Development: John Welch (UNLV '86)
Assistant Coach/Director of Scouting: Bill Branch (Lenior-Rhyme College '88)
Asst. Coach/Strength & Conditioning: Steve Hess (Ithaca '91)
Athletic Trainer: Jim Gillen (Ft. Hays State '74)
Asst. Athletic Trainer: Derrick Fitts (Colorado State '98)

NUGGETS 2005-06 TEAM HIGHS & LOWS

	HIGH	LOW		HIGH	LOW
Points	139 vs. Phx. (30T), 1/10	78 @ Hou., 3/3	Free-Throw Percentage	(.923/36-39) vs. Atl., 12/6	(.525/21-40) vs. GS, 4/8
Field Goals Made	51 vs. Phx. (30T), 1/10	26 vs. S.A., 12/31	Total Rebounds	60 vs. Port., 11/4	23 @ Utah, 2/1
Field Goals Attempted	104 vs. Phx. (30T), 1/10	69 (2) last @ Mem., 3/17	Offensive Rebounds	22 vs. Det., 3/1	3 @ LAC, 4/4
Field Goal Percentage	(.640/48-75) vs. Mem., 3/6	(.333/30-90) @ Hou., 3/3	Defensive Rebounds	45 vs. Port., 11/4	17 vs. Utah, 3/29
Three-Pointers Made	11 @ Hou., 1/8	0 (3) last vs. Phx., 2/15	Assists	34 (2) last @ LAC, 4/4	12 @ Dal., 4/2
Three-Pointers Attempted	25 (2) last @ Sea., 4/19	5 vs. Orl., 3/4	Steals	18 vs. Dal., 2/10	2 @ Tor., 3/10
Three-Point Percentage	(.750/6-8) vs. Mem., 3/6	(.000/0-14) (3) last vs. Phx., 2/15	Turnovers	25 @ Sea., 4/19	6 @ Utah, 2/1
Free-Throws Made	36 (2) last vs. Chi., 2/8	9 (3) last @ Min., 2/24	Blocked Shots	14 vs. Port., 11/4	1 (3) last @ Mem., 3/17
Free-Throws Attempted	47 vs. NJ, 11/28	14 @ Min., 2/24	Personal Fouls	33 @ Orl., 12/10	11 @ Min., 1/13

OPPONENTS 2005-06 TEAM HIGHS & LOWS

	HIGH	LOW		HIGH	LOW
Points	137 @ Phx. (30T), 1/10	68 by Portland, 11/4	Free-Throw Percentage	(1.000/10-10) by Phx., 2/15	(.350/7-20) by Port., 11/4
Field Goals Made	50 by Phx. (30T), 1/10	27 by Hou., 12/23	Total Rebounds	54 @ Phi., 3/9	21 by Mem., 3/6
Field Goals Attempted	104 by Phx. (30T), 1/10	65 by Utah, 3/29	Offensive Rebounds	22 @ Phi., 3/9	by Mem., 3/6
Field Goal Percentage	(.585/38-65) by Utah, 3/29	(.314/27-86) by Hou., 12/23	Defensive Rebounds	40 by Phx., 2/15	15 by Orl., 3/4
Three-Pointers Made	14 (2) last by Phx., 2/15	0 @ NOK, 11/16	Assists	36 (2) last Phx. (30T), 1/10	15 by LAC, 11/25
Three-Pointers Attempted	35 by Phx. (30T), 1/10	8 (3) last by Orl., 3/4	Steals	13 (2) last @ Sea., 4/19	1 by LAC, 1/27
Three-Point Percentage	(.700/7-10) by Mem., 3/6	(.000/0-13) @ NOK, 11/16	Turnovers	26 @ Cha., 12/13	5 @ Tor., 3/10
Free-Throws Made	33 by Utah, 3/29	7 by Port., 11/4	Blocked Shots	15 by Phi., 12/27	1 (3) last by Phx., 2/15
Free-Throws Attempted	41 by Utah, 3/29	10 by Phx., 2/15	Personal Fouls	34 @ Sea. (OT), 2/12	12 @ Min., 1/13



2005-06 GAME-BY-GAME RESULTS (44-38)

NO.	DATE	OPPONENT	W-L	SCORE	HOME	ROAD	TOTAL	DEN. HIGH SCORER	OPP. HIGH SCORER	ATTEND.
1	11/1	@San Antonio	L	91-102	0-0	0-1	0-1	Anthony – 23	Parker – 26	18,797
2	11/2	L.A. LAKERS	L	97-99*	0-1	0-1	0-2	Camby – 19	Bryant – 33	19,245\$
3	11/4	PORTLAND	W	107-68	1-1	0-1	1-2	Camby – 23	Miles – 13	15,595
4	11/6	@L.A. Lakers	L	92-112	1-1	0-2	1-3	Anthony – 21	Bryant – 37	18,997
5	11/9	SACRAMENTO	W	107-91	2-1	0-2	2-3	Camby – 20	Stojakovic – 26	12,371
6	11/11	@Sacramento	L	85-101	2-1	0-3	2-4	Camby – 20	Stojakovic – 23	17,317
7	11/13	MINNESOTA	W	102-91	3-1	0-3	3-4	Anthony – 23	Szczerbiak – 20	16,545
8	11/15	@Dallas	L	80-83	3-1	0-4	3-5	Anthony – 24	Nowitzki – 35	20,189
9	11/16	@N. Orleans/OKC*	W	91-81	3-1	1-4	4-5	Anthony – 31	Paul – 18	18,442
10	11/18	NEW YORK	W	95-86	4-1	1-4	5-5	Anthony – 25	Frye – 22	18,218
11	11/20	MEMPHIS	W	99-83	5-1	1-4	6-5	Anthony/Camby – 21	Gasol – 24	16,072
12	11/22	@Washington	W	108-105	5-1	2-4	7-5	Anthony – 28	Arenas – 36	15,980
13	11/23	@Detroit	L	89-114	5-1	2-5	7-6	Camby – 15	Hamilton – 19	22,076
14	11/25	L.A. CLIPPERS	W	105-95	6-1	2-5	8-6	Anthony – 35	Maggette – 22	18,142
15	11/28	NEW JERSEY	L	92-101	6-2	2-5	8-7	Martin – 26	Carter – 25	13,817
16	11/30	N. ORLEANS/OKC	L	95-102	6-3	2-5	8-8	Miller – 33	Mason – 26	15,803
17	12/1	@Phoenix	L	97-102	6-3	2-6	8-9	Camby – 33	Marion – 22	17,852
18	12/3	MIAMI	W	101-99	7-3	2-6	9-9	Anthony – 23	Wade – 32	18,196
19	12/6	ATLANTA	W	125-116	8-3	2-6	10-9	Anthony – 26	Harrington – 35	13,206
20	12/9	@Miami	W	100-92	8-3	3-6	11-9	Anthony – 40	Wade – 37	19,896
21	12/10	@Orlando	L	83-94	8-3	3-7	11-10	Anthony – 23	Stevenson – 18	16,569
22	12/13	@Charlotte	W	101-85	8-3	4-7	12-10	Anthony – 42	Okafor – 17	13,288
23	12/15	@Cleveland	L	85-94	8-3	4-8	12-11	Anthony – 23	James – 26	17,182
24	12/16	@New Jersey	L	106-115*	8-3	4-9	12-12	Miller – 22	Carter – 34	13,947
25	12/18	@Atlanta	L	107-110*	8-3	4-10	12-13	Anthony – 37	Johnson – 30	16,574
26	12/21	WASHINGTON	L	110-116	8-4	4-10	12-14	Anthony – 29	Arenas – 36	18,467
27	12/23	HOUSTON	W	108-86	9-4	4-10	13-14	Anthony – 25	Howard – 18	18,629
28	12/26	@Golden State	W	118-112	9-4	5-10	14-14	Anthony – 28	Richardson – 26	20,007
29	12/27	PHILADELPHIA	L	106-108	9-5	5-10	14-15	Anthony – 45	Iverson – 30	19,667\$
30	12/29	SEATTLE	L	105-112	9-6	5-10	14-16	Anthony – 32	Allen – 39	15,641
31	12/31	SAN ANTONIO	L	88-98	9-7	5-10	14-17	Anthony – 25	Duncan – 25	18,296
32	1/2	BOSTON	W	120-110	10-7	5-10	15-17	Martin – 24	Pierce – 29	14,722
33	1/4	INDIANA	W	106-86	11-7	5-10	16-17	Anthony/Bojkins – 23	Jackson – 21	14,941
34	1/6	DALLAS	L	112-114*	11-8	5-10	16-18	Anthony – 28	Nowitzki/Terry – 27	18,256
35	1/8	@Houston	W	92-90	11-8	6-10	17-18	Watson – 20	Alston – 24	15,316
36	1/10	PHOENIX	W	139-137***	12-8	6-10	18-18	Anthony – 43	Bell – 30	14,492
37	1/13	@Minnesota	L	89-103	12-8	6-11	18-19	Anthony – 21	Garnett – 31	18,417
38	1/14	@Milwaukee	W	100-93	12-8	7-11	19-19	Anthony – 38	Redd – 25	18,717
39	1/16	@Chicago	W	97-94	12-8	8-11	20-19	Anthony – 39	Hinrich – 20	21,793
40	1/18	CLEVELAND	W	90-89	13-8	8-11	21-19	Anthony/Bojkins – 17	James – 24	19,099\$
41	1/20	UTAH	W	113-83	14-8	8-11	22-19	Anthony – 31	Brown – 23	18,183
42	1/22	@San Antonio	W	89-85	14-9	9-11	23-19	Anthony – 20	Mohammed – 17	18,197
43	1/23	TORONTO	W	107-101	15-8	9-11	24-19	Anthony – 37	James – 22	14,826
44	1/25	@Portland	W	97-94	15-8	10-11	25-19	Anthony – 25	Randolph – 18	13,136
45	1/27	L.A. CLIPPERS	L	87-105	15-9	10-11	25-20	Anthony – 25	Brand – 33	18,712
46	1/28	@L.A. Clippers	L	79-112	15-9	10-12	25-21	Anthony – 16	Mobley – 19	18,862
47	1/31	@Sacramento	L	91-98	15-9	10-13	25-22	Anthony – 24	Martin – 25	17,317
48	2/1	@Utah	L	90-103	15-9	10-14	25-23	Anthony – 20	Okur – 28	17,571
49	2/4	PORTLAND	W	105-104	16-9	10-14	26-23	Anthony – 33	Randolph – 28	19,402\$
50	2/6	@Golden State	L	114-122	16-9	10-15	26-24	Anthony – 34	Richardson – 28	17,257
51	2/8	CHICAGO	L	107-110	16-10	10-15	26-25	Anthony – 31	Gordon – 30	15,639
52	2/10	DALLAS	W	113-104	17-10	10-15	27-25	Martin – 34	Van Horn – 21	18,853
53	2/12	@Seattle	W	120-112*	17-10	11-15	28-25	Anthony – 33	Allen – 34	16,392
54	2/15	PHOENIX	L	101-116	17-11	11-15	28-26	Anthony – 29	Marion – 21	18,182
55	2/21	CHARLOTTE	W	100-84	18-11	11-15	29-26	Anthony – 24	Felton – 14	16,701
56	2/24	@Minnesota	W	102-101*	18-11	12-15	30-26	Anthony – 30	Garnett – 23	19,356
57	2/27	MILWAUKEE	L	89-110	18-12	12-15	30-27	Anthony – 19	Redd – 24	15,289
58	3/1	DETROIT	W	98-87	19-12	12-15	31-27	Martin – 28	Billups – 27	19,099\$
59	3/3	@Houston	L	78-89	19-12	12-16	31-28	Anthony – 34	McGrady – 23	14,727
60	3/4	ORLANDO	W	110-94	20-12	12-16	32-28	Anthony – 24	Hill – 19	19,505\$
61	3/6	MEMPHIS	W	115-101	21-12	12-16	33-28	Anthony – 35	Jackson – 22	15,242
62	3/9	@Philadelphia	W	97-93	21-12	13-16	34-28	Anthony – 29	Iverson – 38	18,194
63	3/10	@Toronto	W	108-97	21-12	14-16	35-28	Miller – 23	James – 26	17,806
64	3/12	@Boston	L	101-106	21-12	14-17	35-29	Anthony – 36	Pierce – 36	18,624
65	3/13	@New York	W	108-96	21-12	15-17	36-29	Anthony – 35	Marbury – 25	19,763
66	3/15	@Indiana	W	101-99	21-12	16-17	37-29	Anthony – 31	Stojakovic – 22	14,826
67	3/17	@Memphis	L	102-116	21-12	16-18	37-30	Anthony – 33	Miller – 41	17,222
68	3/18	@N. Orleans/OKC	W	108-94	21-12	17-19	38-30	Anthony – 28	Bryant – 42	19,529\$
69	3/22	SAN ANTONIO	W	104-92	22-12	17-18	39-30	Anthony – 32	Ginobili – 16	17,455
70	3/24	SEATTLE	W	117-104	23-12	17-18	40-30	Anthony – 31	Ridnour – 28	19,099\$
71	3/25	@Phoenix	L	96-107	23-12	17-19	40-31	Anthony – 28	Marion/Nash – 21	18,422
72	3/29	UTAH	L	104-115	23-13	17-19	40-32	Anthony – 31	Okur – 24	16,476
73	3/31	MINNESOTA	W	106-94	24-13	17-19	41-32	Anthony – 32	Garnett – 22	19,497\$
74	4/2	@Dallas	L	79-103	24-13	17-20	41-33	Anthony – 25	Nowitzki – 30	20,251
75	4/4	@L.A. Clippers	L	109-111	24-13	17-21	41-34	Anthony – 24	Cassell – 19	17,365
76	4/6	L.A. LAKERS	W	110-108*	25-13	17-21	42-34	Anthony – 33	Bryant – 42	19,529\$
77	4/8	GOLDEN STATE	W	95-92	26-13	17-21	43-34	Anthony – 28	Fisher/Diogu – 19	18,777
78	4/10	@Portland	W	110-98	26-13	18-21	44-34	Anthony – 28	Telfair/Lenard – 21	13,324
79	4/12	@Utah	L	83-104	26-13	18-22	44-35	Anthony – 18	Boozer – 25	17,817
80	4/15	SACRAMENTO	L	82-100	26-14	18-22	44-36	Patterson – 20	Bibby – 23	18,209
81	4/17	HOUSTON	L	83-86	26-15	18-22	44-37	Anthony – 22	Howard – 31	16,147
82	4/19	@Seattle	L	98-109	26-15	18-23	44-38	Johnson – 22	Allen – 27	16,746

* Denotes number of overtime periods

\$ Pepsi Center sellout

^ Oklahoma City





2006-07 SEASON

SEASON BY SEASON

2006-07 ROSTER

NO.	PLAYER	POS	HT	WT	COLLEGE	EXP.
15	Carmelo Anthony	F	6-8	230	Syracuse	3
25	Steve Blake	G	6-3	172	Maryland	3
11	Earl Boykins	G	5-5	133	Eastern Michigan	8
23	Marcus Camby	F/C	6-11	235	Massachusetts	10
4	Anthony Carter	G	6-2	195	Hawaii	7
5	Yakhouba Diawara	G/F	6-7	225	Pepperdine	R
30	Reggie Evans	F	6-8	245	Iowa	4
3	Allen Iverson	G	6-0	165	Georgetown	10
32	Julius Hodge	G	6-7	210	North Carolina State	1
8	DerMarr Johnson	G	6-9	201	Cincinnati	6
43	Linas Kleiza	F	6-8	235	Missouri	1
6	Kenyon Martin	F	6-9	240	Cincinnati	6
24	Andre Miller	G	6-2	200	Utah	7
21	Eduardo Najera	F	6-8	240	Oklahoma	6
31	Nenê	F	6-11	260	Brazil	4
7	Jamal Sampson	F/C	6-11	265	California	4
1	J.R. Smith	G	6-6	220	St. Benedict's Prep (NJ)	2
22	Von Wafer	G	6-5	210	Florida State	1

Head Coach: George Karl (North Carolina)
Assistant Coaches: Doug Moe (North Carolina), Mike Dunlap (Loyola Marymount),
 Adrian Dantley (Notre Dame), Tim Grgurich (Pittsburgh)
Assistant Coach/Player Development: John Welch (UNLV), Jamahl Mosley (Colorado), Rick Brunson (Temple)
Assistant Coach/Director of Scouting: Bill Branch (Lenior-Rhnye College)
Asst. Coach/Strength & Conditioning: Steve Hess (Ithaca)
Athletic Trainer: Jim Gillen (Ft. Hays State)

NUGGETS 2006-07 TEAM HIGHS & LOWS

	HIGH	LOW		HIGH	LOW
Points	140 vs. GSW, 11/24	75 vs. DAL, 4/6	Free-Throw Percentage	.897 (2) @ NY (26-29), 12/16	.313 (5-16) @ SAS, 4/18 *
Field Goals Made	52 vs. GSW, 11/24	27 vs. DAL, 4/6	Total Rebounds	61 @ SAC, 2/3	30 @ MIN, 2/14
Field Goals Attempted	98 vs. NOK (OT), 2/7	67 vs. UTA, 2/23	Offensive Rebounds	22 vs. GSW, 2/12	2 @ CLE, 3/25
Field Goal Percentage	.597 (43-72) @ CLE, 3/25	.348 (32-92) vs. HOU, 1/12	Defensive Rebounds	46 @ SAC, 2/3	20 @ POR, 1/31
Three-Pointers Made	15 @ HOU, 1/20 (OT)	1 (3) vs. DAL, 4/6	Assists	42 vs. GSW, 11/24 *	12 @ PHX, 3/30
Three-Pointers Attempted	30 vs. SAC, 12/22	7 vs. DAL, 4/6	Steals	17 @ CHA, 11/12	2 (2) vs. HOU, 3/2
Three-Point Percentage	.667 (10-15) vs. LAL, 3/15	.100 (1-10) @ WAS, 12/13	Turnovers	25 @ GSW, 11/22	7 @ BOS, 12/15
Free-Throws Made	39 vs. LAL, 4/9	5 @ SAS, 4/18	Blocked Shots	11 @ NOK, 4/13	0 @ TOR, 3/23
Free-Throws Attempted	49 vs. LAL, 4/9	15 vs. SAS, 1/10	Personal Fouls	32 @ MEM, 4/14	10 @ CLE, 3/25

OPPONENTS 2006-07 TEAM HIGHS & LOWS

	HIGH	LOW		HIGH	LOW
Points	133 @ MEM, 4/14	71 vs. DAL, 4/6	Free-Throw Percentage	.917 (2) @ TOR, 3/23	.429 (9-21) by SAS, 1/10
Field Goals Made	53 by GSW, 11/24	29 @ SAS, 4/18	Total Rebounds	57 by NOK (OT), 2/7	33 by SEA, 12/28
Field Goals Attempted	112 by WAS, 12/18 *	68 @ ORL, 11/15	Offensive Rebounds	21 (2) @ CHI, 3/22	4 by HOU, 1/12
Field Goal Percentage	.578 @ MEM, 4/14	.358 (29-81) @ SAS, 4/18	Defensive Rebounds	41 @ NOK, 12/29	17 @ SEA, 4/1
Three-Pointers Made	16 @ GSW, 3/7	2 (4) @ LAC, 4/7	Assists	39 @ LAL, 1/5	14 (2) @ SAS, 4/18
Three-Pointers Attempted	34 @ GSW, 3/7	6 @ MEM, 4/14	Steals	14 (4) @ MEM, 4/14	3 (2) @ LAL, 4/3
Three-Point Percentage	.667 (4-6) @ MEM, 4/14	.133 (2-15) @ CHA, 11/12	Turnovers	29 @ CHA, 11/12 *	8 by TOR, 11/18
Free-Throws Made	33 @ MEM, 4/14	8 (4) by DAL, 4/6	Blocked Shots	12 by BOS, 12/26	0 @ SEA, 1/23
Free-Throws Attempted	43 @ MEM, 4/14	10 (2) @ CLE, 3/25	Personal Fouls	34 by WAS, 12/18	13 @ MIN, 2/14

* Denotes NBA High/Low



2006-07 GAME-BY-GAME RESULTS (45-37)

NO.	DATE	OPPONENT	W-L	SCORE	HOME	ROAD	TOTAL	DEN. HIGH SCORER	OPP. HIGH SCORER	ATTEND.
1	11/2	@L.A. Clippers	L	95-96	0-0	0-1	0-1	J.R. Smith - 21	Cassell - 35	18,050
2	11/3	MINNESOTA	L	109-112	0-1	0-1	0-2	Anthony/Boykens - 28	Garnett - 27	19,234\$
3	11/8	NEW YORK	L	107-109	0-2	0-1	0-3	Anthony - 37	Crawford - 35	14,315
4	11/10	@Philadelphia	W	108-101	0-2	1-1	1-3	Anthony - 31	Korver - 23	16,374
5	11/12	@Charlotte	W	108-101	0-2	2-1	2-3	Anthony - 36	Okafor - 22	13,203
6	11/14	@Miami	W	112-105	0-2	2-1	3-3	Anthony - 33	Wade - 37	19,600
7	11/15	@Orlando	L	99-108	0-2	3-2	3-4	Anthony - 34	Dooling - 25	15,463
8	11/18	TORONTO	W	117-109	1-2	3-2	4-4	Anthony - 34	Bosh - 21	15,331
9	11/21	CHICAGO	W	113-109	2-2	3-2	5-4	J.R. Smith - 36	Hinrich - 28	16,172
10	11/22	@Golden State	W	115-112	2-2	4-2	6-4	Anthony - 33	Richardson - 24	17,505
11	11/24	GOLDEN STATE	W	140-129	3-2	4-2	7-4	J.R. Smith - 31	Biedrins - 31	16,234
12	11/26	L.A. CLIPPERS	W	103-88	4-2	4-2	8-4	Anthony - 33	Maggette - 22	14,236
13	11/28	MEMPHIS	L	96-108	4-3	4-2	8-5	Anthony - 37	Warrick - 25	12,435
14	12/1	@Minnesota	W	106-92	4-3	5-2	9-5	Anthony - 35	Garnett/Davis - 21	14,768
15	12/2	INDIANA	W	121-101	5-3	5-2	10-5	Anthony - 38	Tinsley - 25	19,155\$
16	12/6	ATLANTA	L	96-98	5-4	5-2	10-6	Anthony - 24	J. Johnson - 27	13,126
17	12/8	MIAMI	W	123-107	6-4	5-2	11-6	J.R. Smith - 37	Wade/Haskem - 21	19,155\$
18	12/9	@Dallas	L	90-105	6-4	5-3	11-7	Anthony/J.R. Smith - 18	Howard - 30	20,343
19	12/12	@Atlanta	W	100-87	6-4	6-3	12-7	Anthony - 26	Josh Smith - 21	14,831
20	12/13	@Washington	L	91-120	6-4	6-4	12-8	Anthony - 37	Arenas - 34	14,304
21	12/15	@Boston	L	114-119	6-4	6-5	12-9	Anthony - 42	Pierce - 38	15,607
22	12/16	@New York	W	123-100	6-4	7-5	13-9	Anthony - 34	Marbury - 31	19,763
23	12/18	WASHINGTON	W	117-108	7-4	7-5	14-9	Boykens - 29	Butler - 26	14,285
24	12/22	SACRAMENTO	L	96-101	7-5	7-5	14-10	Boykens - 25	Miller/Salmons - 21	18,022
25	12/26	BOSTON	W	116-105	9-5	7-5	15-10	Iverson - 28	Green/Allen - 18	17,814
26	12/28	SEATTLE	W	112-98	9-5	7-5	16-10	Iverson - 44	Wilkins - 26	17,400
27	12/29	@N. Orleans/OKC ^A	L	89-99	9-5	7-6	16-11	Boykens - 26	Butler - 20	19,344
28	12/31	DALLAS	L	85-89	9-6	7-6	16-12	Iverson - 28	Howard - 28	18,423
29	1/2	PHILADELPHIA	L	97-108	9-7	7-6	16-13	Iverson - 30	Korver - 26	17,436
30	1/5	@L.A. Lakers	L	104-123	9-7	7-7	16-14	Boykens - 24	Parker - 23	18,997
31	1/6	UTAH	L	84-96	9-8	7-7	16-15	Iverson - 22	Williams - 28	18,341
32	1/8	MILWAUKEE	W	104-92	10-8	7-7	17-15	Boykens - 26	Patterson - 29	14,220
33	1/10	SAN ANTONIO	L	83-92	10-9	7-7	17-16	Iverson - 33	Parker - 25	16,486
34	1/12	HOUSTON	L	86-90	10-10	7-7	17-17	Iverson - 28	Battier - 25	17,333
35	1/14	@Portland	W	109-93	10-10	8-7	18-17	Iverson - 32	Rodriguez - 23	16,890
36	1/19	CLEVELAND	W	110-99	11-10	8-7	19-17	Camby - 26	James - 30	19,155\$
37	1/20	@Houston	W	121-113*	11-10	9-7	20-17	Iverson - 36	McGrady - 24	18,233
38	1/22	MEMPHIS	W	115-98	12-10	9-7	21-17	Anthony - 28	Gasol - 23	19,155\$
39	1/23	@Seattle	W	117-112	12-10	10-7	22-17	Anthony - 34	Allen - 44	17,072
40	1/26	@Utah	L	111-116	12-10	10-8	22-18	Anthony - 37	Boozer - 25	19,911
41	1/27	NEW JERSEY	L	102-112	12-11	10-8	22-19	J.R. Smith - 28	Center - 40	19,737\$
42	1/28	CHARLOTTE	L	101-105	12-12	10-8	22-20	Iverson - 31	Wallace - 25	17,980
43	1/31	@Portland	L	91-100	12-12	10-9	22-21	Anthony - 33	Randolph - 26	19,980
44	2/2	PORTLAND	W	114-107*	13-12	10-9	23-21	Anthony - 33	Randolph - 25	19,290\$
45	2/3	@Sacramento	L	87-94	13-12	10-10	23-22	Anthony - 20	Martin - 28	17,317
46	2/5	PHOENIX	L	108-113	13-13	10-10	23-23	Anthony - 31	Stoudemire - 36	19,155\$
47	2/7	N. Orleans/OKC	L	112-114*	13-14	10-10	23-24	Anthony - 27	Mason - 23	15,298
48	2/9	@Indiana	W	102-95	13-14	11-10	24-24	Anthony - 34	Dunleavy - 23	17,435
49	2/10	@Milwaukee	W	109-102	13-14	12-10	25-24	Anthony - 29	Boykens - 26	18,317
50	2/12	GOLDEN STATE	W	123-111	14-14	12-10	26-24	Anthony/J.R. Smith - 28	Harrington - 24	15,513
51	2/14	@Minnesota	L	94-99	14-14	12-11	26-25	Anthony - 28	Blount - 24	15,797
52	2/16	@San Antonio	L	80-95	14-14	12-12	26-26	Anthony - 15	Parker - 17	18,586
53	2/23	UTAH	L	104-114	14-15	12-12	26-27	Anthony - 36	Williams - 26	19,565\$
54	2/24	@Dallas	L	95-115	14-15	12-13	26-28	Anthony - 34	Nowitzki - 31	20,455
55	2/26	@Memphis	W	111-107	14-15	13-13	27-28	Anthony - 33	Miller/Gasol - 21	14,736
56	2/28	ORLANDO	W	111-101	15-15	13-13	28-28	Iverson - 34	Howard - 23	15,371
57	3/2	HOUSTON	L	97-108	15-16	13-13	28-29	Anthony - 30	McGrady - 25	18,938
58	3/6	N. Orleans/OKC	W	106-91	16-16	13-13	29-29	Iverson - 25	Chandler - 15	16,409
59	3/7	@Golden State	L	95-110	16-16	13-14	29-30	Iverson - 35	Davis - 22	19,596
60	3/9	DETROIT	L	82-95	16-17	13-14	29-31	Iverson - 19	Webber - 20	19,790\$
61	3/11	@Sacramento	W	113-101	16-17	14-14	30-31	Anthony - 29	Bibby - 34	17,317
62	3/13	PORTLAND	W	107-99	17-17	14-14	31-31	Iverson - 31	Randolph - 26	14,867
63	3/15	L.A. LAKERS	W	113-86	18-17	14-14	32-31	Kleiza - 29	Bryant - 25	19,155\$
64	3/17	PHOENIX	W	131-107	19-17	14-14	33-31	Iverson - 44	Barbosa - 25	19,808\$
65	3/20	@New Jersey	W	94-90	19-17	15-14	34-31	Anthony - 30	Carter - 29	20,032
66	3/22	@Chicago	L	108-109	19-17	15-15	34-32	Iverson - 31	Gordon - 25	22,846
67	3/23	@Toronto	L	94-121	19-17	15-16	34-33	Kleiza/J.R. Smith - 20	Peterson - 23	20,120
68	3/25	@Cleveland	W	105-93	19-17	16-16	35-33	Anthony - 27	James/Algeuskas - 18	20,562
69	3/26	@Detroit	L	109-113*	19-17	16-17	35-34	Camby - 24	Billups - 34	22,076
70	3/28	SEATTLE	L	97-100	19-18	16-17	35-35	Anthony - 28	Lewis - 33	16,847
71	3/30	@Phoenix	L	108-125	19-18	16-18	35-36	Anthony - 32	Marion - 33	18,422
72	4/1	@Seattle	W	114-103	19-18	17-18	36-36	Anthony - 32	Watson - 28	16,659
73	4/3	@L.A. Lakers	W	111-105	19-18	18-18	37-36	Anthony - 31	Bryant - 39	18,997
74	4/4	SACRAMENTO	W	120-115	20-18	18-18	38-36	Anthony - 31	Artest - 32	16,045
75	4/6	DALLAS	W	75-71	21-18	18-18	39-36	Anthony - 23	Nowitzki - 22	19,752\$
76	4/7	@L.A. Clippers	W	96-93	21-18	19-18	40-36	Iverson - 34	Maggette - 24	19,409
77	4/9	L.A. LAKERS	W	115-111	22-18	19-18	41-36	Anthony - 33	Bryant - 23	19,155\$
78	4/11	@Utah	W	115-106	22-18	20-18	42-36	Anthony - 32	Harpington - 31	19,911
79	4/13	@N. Orleans/OKC ^A	W	107-105	22-18	21-18	43-36	Anthony - 31	West - 31	19,164
80	4/14	@Memphis	L	118-133	22-18	21-19	43-37	Anthony - 28	Atkins/Kinsey - 28	18,119
81	4/16	MINNESOTA	W	122-107	23-18	21-19	44-37	Iverson - 25	Foye/Reed - 19	18,080
82	4/18	@San Antonio	W	100-77	23-18	22-19	45-37	Evans - 19	Udrih - 13	18,797

* Denotes number of overtime periods

\$ Pepsi Center sellout

^A Oklahoma City



2007-08 SEASON

SEASON BY SEASON

2007-08 ROSTER

NO.	PLAYER	POS	HT	WT	COLLEGE	EXP.
15	Carmelo Anthony	F	6-8	230	Syracuse	4
12	Chuck Atkins	G	5-11	185	South Florida	9
23	Marcus Camby	F/C	6-11	235	Massachusetts	11
25	Anthony Carter	G	6-2	195	Hawaii	8
5	Yakhoubia Diawara	G/F	6-7	225	Pepperdine	1
0	Taurean Green	G	6-0	177	Florida	R
45	Steven Hunter	C	7-0	240	DePaul	6
3	Allen Iverson	G	6-0	165	Georgetown	11
11	Bobby Jones	F	6-7	215	Washington	1
43	Linas Kleiza	F	6-8	235	Missouri	2
4	Kenyon Martin	F	6-9	240	Cincinnati	7
34	Jelani McCoy	F/C	6-10	245	UCLA	7
21	Eduardo Najera	F	6-8	240	Oklahoma	7
31	Nenê	F	6-11	260	Brazil	5
1	J.R. Smith	G	6-6	220	St. Benedict's Prep (NJ)	3
22	Von Wafer	G	6-5	210	Florida State	2
29	Mike Wilks	G	5-10	180	Rice	5

Head Coach: George Karl (North Carolina)

Assistant Coaches: Doug Moe (North Carolina), Mike Dunlap (Loyola Marymount),

..... Adrian Dantley (Notre Dame), Tim Grgurich (Pittsburgh)

Assistant Coach/Player Development: John Welch (UNLV), Jamahl Mosley (Colorado)

Assistant Coach/Advance Scouting: Chad Iske (Kansas)

Player Development Coach: Stacey Augmon (UNLV)

Asst. Coach/Strength & Conditioning: Steve Hess (Ithaca)

Athletic Trainer: Jim Gillen (Ft. Hays State)

Asst. Athletic Trainer/

Asst. Strength & Conditioning Coach: Matt Friia (Ithaca), Dan Shimensky (Central Washington)

NUGGETS 2007-08 TEAM HIGHS & LOWS

	HIGH	LOW		HIGH	LOW
Points	168 vs. SEA, 3/16*	80 vs. SAS, 1/3	Free-Throw Percentage	.909 (20-22) vs. WAS, 2/8	.581 (18-31) @ LAC, 11/21
Field Goals Made	61 vs. SEA, 3/16	28 @ HOU, 11/24	Total Rebounds	63 vs. HOU (20T), 12/20	22 @ DET, 3/18*
Field Goals Attempted	112 vs. HOU (20T), 12/20	73 (2) @ UTA, 4/12	Offensive Rebounds	27 vs. HOU (20T), 12/20*	4 @ DET, 3/18
Field Goal Percentage	.670 (59-88) @ SEA, 2/27*	.345 (29-84) vs. GS, 12/30	Defensive Rebounds	46 vs. MEM, 4/16	18 @ DET, 3/18
Three-Pointers Made	16 vs. SEA, 3/16	1 vs. POR, 11/14	Assists	44 vs. SEA, 3/16*	8 @ HOU, 11/24
Three-Pointers Attempted	34 @ MEM, 3/24	11 vs. SAS, 1/3	Steals	15 (3) @ PHI, 3/19	4 (3) vs. LAC, 2/29
Three-Point Percentage	.625 (10-16) vs. PHX, 3/5	.077 (1-13) vs. POR, 11/14	Turnovers	26 vs. SAC, 12/8	7 @ TOR, 3/23
Free-Throws Made	37 vs. PHX, 4/1	11 @ SEA, 2/27	Blocked Shots	15 vs. PHI, 1/6	0 (2) vs. SAS, 3/7
Free-Throws Attempted	49 vs. BOS, 2/19	15 @ SAS, 12/15	Personal Fouls	31 (2) vs. UTA, 2/6	13 vs. SAC, 12/8

OPPONENTS 2007-08 TEAM HIGHS & LOWS

	HIGH	LOW		HIGH	LOW
Points	151 @ SEA (20T), 4/6	77 by SAS, 1/3	Free-Throw Percentage	.950 (19-20) by MIL, 12/26	.538 (14-26) by PHX, 4/1
Field Goals Made	61 @ SEA (20T), 4/6	27 by SAS, 1/3	Total Rebounds	58 by IND, 11/27	31 by SAS, 3/7
Field Goals Attempted	116 @ SEA (20T), 4/6*	70 @ LAC, 11/21	Offensive Rebounds	20 (3) last @ MIL, 2/23	3 by SAS, 3/7
Field Goal Percentage	.645 (49-76) @ BOS, 11/7	.344 (32-93) @ CLE, 2/10	Defensive Rebounds	47 by IND, 11/27	23 (3) @ SEA, 2/27
Three-Pointers Made	20 @ PHX, 1/7*	2 by SEA, 3/16	Assists	42 @ DET, 3/18	12 @ MEM, 1/30
Three-Pointers Attempted	36 (2) by MEM, 4/16	9 @ PHI, 3/19	Steals	20 @ BOS, 11/7*	1 @ PHX, 1/7
Three-Point Percentage	.733 (11-15) @ UTA, 3/8	.167 (3-18) @ HOU, 11/24	Turnovers	26 @ WAS, 11/9	8 @ GS, 12/28
Free-Throws Made	33 (2) @ PHX, 3/31	5 @ HOU, 3/2	Blocked Shots	13 @ PHX, 1/7	01 (6) by SAC, 4/5
Free-Throws Attempted	44 by UTA, 2/6	6 @ HOU, 3/2	Personal Fouls	33 by BOS, 2/19	13 @ MIA, 2/12

* Denotes NBA High/Low



2007-08 GAME-BY-GAME RESULTS (50-32)

NO.	DATE	OPPONENT	W-L	SCORE	HOME	ROAD	TOTAL	DEN. HIGH SCORER	OPP. HIGH SCORER	ATTEND.
1	10/31	SEATTLE	W	120-103	1-0	0-0	1-0	Anthony - 32	Wilkins - 21	19,380\$
2	11/2	@Minnesota	W	99-91	1-0	1-0	2-0	Anthony - 33	McCants - 23	19,443
3	11/4	NEW ORLEANS	L	88-93	1-1	1-0	2-1	Iverson - 23	West - 17	13,156
4	11/6	@New York	L	112-119	1-1	1-1	2-2	Iverson - 32	Crawford - 25	19,763
5	11/7	@Boston	L	119-93	1-1	1-2	2-3	Iverson - 22	Pierce - 26	18,624
6	11/9	@Washington	W	118-92	1-1	1-2	3-3	Anthony - 32	Butler - 21	20,173
7	11/10	INDIANA	W	113-106	1-1	3-2	4-3	Anthony - 32	Murphy - 18	12,749
8	11/12	CLEVELAND	W	122-100	2-1	3-2	5-3	Iverson - 37	James - 27	19,155\$
9	11/14	PORTLAND	W	110-93	3-1	3-2	6-3	Anthony - 25	Aldridge - 15	13,289
10	11/17	NEW YORK	W	115-83	4-1	3-2	7-3	Anthony - 24	Randolph - 16	19,679\$
11	11/20	CHICAGO	W	112-91	5-1	3-2	8-3	Anthony - 26	Noah - 16	17,106
12	11/21	@L.A. Clippers	L	90-101	5-1	3-3	8-4	Iverson - 29	Kaman/Ross - 17	17,221
13	11/23	MINNESOTA	W	99-93	6-1	3-3	9-4	Anthony - 31	Walker - 24	17,097
14	11/24	@Houston	L	81-109	6-1	3-4	9-5	Iverson - 18	McGrady - 35	18,228
15	11/27	INDIANA	L	110-112	6-2	3-4	9-6	Iverson - 26	Dunleavy - 30	13,274
16	11/29	@L.A. Lakers	L	99-127	6-2	3-5	9-7	Anthony - 23	Bryant - 24	18,987
17	12/30	L.A. CLIPPERS	W	123-107	7-2	3-5	10-7	Iverson - 26	Magee - 26	14,230
18	12/2	MIAMI	W	115-89	8-2	3-5	11-7	Anthony - 30	Wade - 13	16,386
19	12/5	L.A. LAKERS	L	107-111	8-3	3-5	11-8	Iverson - 51	Bryant - 25	19,155\$
20	12/6	@Dallas	W	122-109	8-3	4-5	12-8	Iverson - 35	Nowitzki - 32	20,155
21	12/8	SACRAMENTO	W	101-97	9-3	4-5	13-8	Iverson - 23	Salmons - 25	15,493
22	12/12	NEW ORLEANS	W	105-99	10-3	4-5	14-8	Anthony - 32	Paul - 30	13,337
23	12/15	@San Antonio	L	91-102	10-3	4-6	14-9	Iverson - 30	Finley/Oberto - 21	18,797
24	12/16	PORTLAND	L	105-116	10-4	4-6	14-10	Iverson - 38	Roy - 26	13,678
25	12/20	HOUSTON	W	112-111**	11-4	4-6	15-10	Anthony - 37	Yao - 26	16,157
26	12/21	@Portland	L	96-99	11-4	4-7	15-11	Anthony/Iverson - 34	Webster - 19	20,644
27	12/23	@Sacramento	W	106-105	11-4	5-7	16-11	Anthony - 30	Artest - 24	15,055
28	12/26	MILWAUKEE	W	125-105	12-4	5-7	17-11	Anthony - 29	Williams - 28	18,701
29	12/28	@Golden State	W	124-120	12-4	6-7	18-11	Iverson - 39	Johnson - 32	20,001
30	12/30	GOLDEN STATE	L	95-105	12-5	6-7	18-12	Anthony - 26	Davis - 28	19,362\$
31	1/3	SAN ANTONIO	W	80-77	13-5	6-7	19-12	Iverson - 29	Duncan/Parker - 20	19,155\$
32	1/4	@Minnesota	W	118-107	13-5	7-7	20-12	Iverson - 33	McCants - 34	13,536
33	1/6	PHILADELPHIA	W	109-86	14-5	7-7	21-12	Iverson - 36	Iverson - 36	17,476
34	1/7	@Phoenix	W	115-137	14-5	7-8	21-13	Iverson - 32	Marion - 27	18,422
35	1/11	ORLANDO	W	113-103	15-5	7-8	22-13	Anthony - 32	Lewis - 21	16,718
36	1/14	@Charlotte	L	116-119	15-5	7-9	22-14	Anthony - 35	Wallace - 40	14,543
37	1/15	@Atlanta	L	93-104	15-5	7-10	22-15	Anthony - 36	Johnson - 22	18,235
38	1/17	UTAH	W	120-109	16-5	7-10	23-15	Kleiza - 41	Williams - 23	15,270
39	1/19	MINNESOTA	W	111-108	17-5	7-10	24-15	Iverson - 35	McCants - 23	18,196
40	1/21	@L.A. Lakers	L	99-116	17-5	7-11	24-16	Iverson - 24	Fisher - 28	18,997
41	1/23	ATLANTA	W	107-100	18-5	7-11	25-16	Iverson - 29	Smith - 22	14,213
42	1/25	NEW JERSEY	W	100-85	19-5	7-11	26-16	Iverson - 30	Jefferson - 19	15,892
43	1/27	@Dallas	L	85-90	19-5	7-12	26-17	Iverson - 23	Nowitzki - 32	20,437
44	1/28	@New Orleans	L	93-117	19-5	7-13	26-18	Iverson - 23	Paul - 23	15,601
45	1/30	@Memphis	W	106-102	19-5	8-13	27-18	Iverson - 32	Gay - 30	12,043
46	2/2	CHARLOTTE	W	117-101	20-5	8-13	28-18	Anthony - 25	Richardson - 38	19,391\$
47	2/4	@Portland	W	105-103*	20-5	9-13	29-18	Anthony - 28	Roy - 26	20,320
48	2/6	UTAH	L	115-118*	20-6	9-13	29-19	Iverson - 34	Williams - 29	16,865
49	2/8	WASHINGTON	W	111-100	21-6	9-13	30-19	Anthony - 49	Jamison - 21	17,078
50	2/10	@Cleveland	W	113-83	21-6	10-13	31-19	Anthony - 37	James - 30	20,562
51	2/12	@Miami	W	114-113*	21-6	11-13	32-19	Smith - 28	Wade - 29	19,600
52	2/13	@Orlando	L	98-109	21-6	11-14	32-20	Anthony - 32	Lewis - 25	17,519
53	2/19	BOSTON	W	124-118	22-6	11-14	33-20	Anthony - 29	Pierce - 24	19,894\$
54	2/22	@Chicago	L	121-135	22-6	11-15	33-21	Smith - 43	Gordon - 37	21,848
55	2/23	@Milwaukee	L	109-115	22-6	11-16	33-22	Iverson - 26	Redd - 42	16,674
56	2/25	DETROIT	L	93-98	22-7	11-16	33-23	Iverson - 28	Billups/Hamilton/Prince - 20	17,901
57	2/27	@Seattle	W	138-96	22-7	12-16	34-23	Iverson - 31	Durant/Gelabale - 16	13,627
58	2/29	L.A. CLIPPERS	W	110-104	23-7	12-16	35-23	Iverson - 38	Thornnton - 33	19,155\$
59	3/2	@Houston	L	89-103	23-7	12-17	35-24	Anthony - 19	McGrady - 22	18,168
60	3/5	PHOENIX	W	126-113	24-7	12-17	36-24	Iverson - 31	Stoudemire - 22	18,383
61	3/7	SAN ANTONIO	W	109-96	25-7	12-17	37-24	Iverson - 29	Giinobili - 24	19,821\$
62	3/8	@Utah	L	105-132	25-7	12-18	37-25	Iverson - 28	Okur - 27	19,911
63	3/10	@San Antonio	L	103-107	25-7	12-19	37-26	Iverson - 28	Duncan - 23	18,797
64	3/12	MEMPHIS	W	108-86	26-7	12-19	38-26	Martin - 23	Navarro - 16	17,318
65	3/14	TORONTO	W	137-105	27-7	12-19	39-26	Iverson - 28	Parker - 19	17,952
66	3/16	SEATTLE	W	168-116	28-7	12-19	40-26	Anthony - 26	Durant - 23	19,155\$
67	3/18	@Detroit	L	120-136	28-7	12-20	40-27	Anthony - 27	Hamilton - 24	22,076
68	3/19	@Philadelphia	L	115-119	28-7	12-21	40-28	Iverson - 32	Miller - 37	20,674
69	3/21	@New Jersey	W	125-114	28-7	13-21	41-28	Iverson - 26	Carter - 32	17,949
70	3/23	@Toronto	W	109-100	28-7	14-21	42-28	Iverson - 36	Bosh/Calderon - 17	19,800
71	3/24	@Memphis	W	120-106	28-7	15-21	43-28	Smith - 27	Gay - 30	12,317
72	3/27	DALLAS	W	118-105	29-7	15-21	44-28	Anthony - 32	Howard - 30	18,247
73	3/29	GOLDEN STATE	W	119-112	30-7	15-21	45-28	Martin - 30	Davis - 28	19,844\$
74	3/31	@Phoenix	L	117-132	30-7	15-22	45-29	Smith - 23	Stoudemire - 41	18,422
75	4/1	PHOENIX	W	126-120	31-7	15-22	46-29	Iverson - 31	Stoudemire - 25	18,870
76	4/5	SACRAMENTO	L	115-118	31-8	15-22	46-30	Anthony - 47	Martin - 36	18,921
77	4/6	@Seattle	L	147-151**	31-8	15-23	46-31	Anthony - 38	Durant - 37	13,104
78	4/8	@L.A. Clippers	W	117-99	31-8	16-23	47-31	Anthony - 36	Mobley - 25	19,060
79	4/10	@Golden State	W	114-105	31-8	17-23	48-31	Iverson - 33	Ellis - 29	20,737
80	4/12	@Utah	L	97-124	31-8	17-24	48-32	Iverson - 28	Boozer/Brewer/Okur - 20	19,911
81	4/13	HOUSTON	W	111-94	32-8	17-24	49-32	Iverson - 33	Head - 19	19,720\$
82	4/16	MEMPHIS	W	120-111	33-8	17-24	50-32	Iverson - 21	Lowry - 22	

17,892

* Denotes number of overtime periods

\$ Pepsi Center sellout





2008-09 SEASON

SEASON BY SEASON

2008-09 ROSTER

NO.	PLAYER	POS	HT	WT	COLLEGE	EXP.
11	Chris Andersen	F/C	6-10	228	Blinn (Texas) J.C.	6
15	Carmelo Anthony	F	6-8	230	Syracuse	5
12	Chuck Atkins	G	5-11	185	South Florida	10
32	Renaldo Balkman	F	6-8	210	South Carolina	2
7	Chauncey Billups	G	6-3	202	Colorado	11
25	Anthony Carter	G	6-2	195	Hawaii	9
6	Jason Hart	G	6-3	180	Syracuse	7
5	Juwan Howard	F	6-9	253	Michigan	14
45	Steven Hunter	C/F	7-0	240	DePaul	7
3	Allen Iverson	G	6-0	180	Georgetown	12
30	Dahntay Jones	G/F	6-6	210	Duke	5
43	Linas Kleiza	F	6-8	245	Missouri	3
4	Kenyon Martin	F	6-9	230	Cincinnati	8
24	Antonio McDyess	F	6-9	245	Alabama	12
31	Nenê	F/C	6-11	250	Brazil	6
27	Johan Petro	C	7-0	247	France	3
35	Cheikh Samb	C	7-1	245	Senegal	1
1	J.R. Smith	G	6-6	220	St. Benedict's Prep (NJ)	4
13	Sonny Weems	G/F	6-6	203	Arkansas	8

Head Coach: George Karl (North Carolina)

Assistant Coaches: Adrian Dantley (Notre Dame), Tim Grgurich (Pittsburgh),
..... John Welch (UNLV)

Assistant Coach/Player Development: Jamahl Mosley (Colorado)

Assistant Coach/Advance Scout: Chad Iske (Kansas)

Player Development Coach: Stacey Augmon (UNLV), Larry Mangino (Montclair State)

Asst. Coach/Strength & Conditioning: Steve Hess (Ithaca)

Athletic Trainer: Jim Gillen (Ft. Hays State)

Asst. Athletic Trainer:

Asst. Strength & Conditioning Coach: Matt Friia (Ithaca), Dan Shimensky (Central Washington)

NUGGETS 2008-09 TEAM HIGHS & LOWS

	HIGH	LOW		HIGH	LOW
Points	135 vs. IND, 1/5	70 @ NJ, 2/7	Free-Throw Percentage	.960 (24-25) vs. PHIL, 12/26	.500 (10-20) vs. NY, 3/31
Field Goals Made	50 (2) vs. IND, 1/5	25 vs. BOS, 2/23	Total Rebounds	60 @ LAC (OT), 10/31	27 @ ATL, 12/29
Field Goals Attempted	99 vs. NJ, 3/16	65 @ SA, 11/19	Offensive Rebounds	25 vs. NJ, 3/16	3 (2) @ ORL, 2/11
Field Goal Percentage	.598 (49-82) vs. TOR, 12/2	.337 (28-83) vs. POR, 4/15	Defensive Rebounds	45 @ LAC (OT), 10/31	18 @ ATL, 12/29
Three-Pointers Made	15 vs. PHIL, 12/26	2 (2) vs. DET, 1/9	Assists	38 vs. IND, 1/5	9 @ POR, 4/15
Three-Pointers Attempted	31 vs. PHIL, 12/26	8 vs. LAC, 3/14	Steals	15 (4) @ PHX, 3/23	2 vs. BOS, 2/23
Three-Point Percentage	.667 (6-9) @ OKC, 2/4	.133 (2-15) @ GS, 11/5	Turnovers	27 @ MEM, 1/27	6 vs. NJ, 3/16
Free-Throws Made	40 vs. MIL, 11/18	10 (2) vs. NY, 3/31	Blocked Shots	15 @ MEM, 1/27	0 @ HOU, 12/16 *
Free-Throws Attempted	48 vs. MIL, 11/18	13 @ BOS, 11/14	Personal Fouls	32 (4) @ LAL, 4/9	11 @ MIN, 11/29

OPPONENTS 2008-09 TEAM HIGHS & LOWS

	HIGH	LOW		HIGH	LOW
Points	120 (2) @ MIL, 2/22	73 @ ORL, 2/11	Free-Throw Percentage	.958 (23-24) by MIN, 12/10	.571 (20-35) by HOU, 3/9
Field Goals Made	47 @ CLE, 11/13	21 @ ORL, 2/11	Total Rebounds	54 @ NJ, 2/7	30 (3) by LAC, 3/17
Field Goals Attempted	100 by GS, 3/28	69 @ NO, 3/25	Offensive Rebounds	26 @ SAC, 12/6	2 @ SAC, 3/8 *
Field Goal Percentage	.584 (45-77) @ OKC, 1/2	.233 (29-99) @ SAC, 12/6	Defensive Rebounds	39 by HOU, 3/9	17 @ MIL, 2/22
Three-Pointers Made	14 (3) by GS, 3/28	2 (4) by LAL, 2/27	Assists	32 by IND, 1/5	12 (3) @ ORL, 2/11
Three-Pointers Attempted	35 (2) @ NY, 12/28	8 @ UTA, 10/29	Steals	14 by LAC, 3/14	1 @ ATL, 12/29
Three-Point Percentage	.615 (8-13) @ OKC, 1/2	.095 (2-21) by LAL, 2/27	Turnovers	26 @ MEM, 1/27	6 @ DAL, 3/27
Free-Throws Made	37 @ LAL, 4/9	9 (4) by SAC, 4/13	Blocked Shots	11 @ GS, 11/5	1 (4) by POR, 3/5
Free-Throws Attempted	46 @ LAL, 4/9	10 @ MIN, 11/29	Personal Fouls	36 (2) by UTA, 4/2	14 @ OKC, 2/4

* Denotes NBA High/Low



2008-09 GAME-BY-GAME RESULTS (54-28)

NO.	DATE	OPPONENT	W-L	SCORE	HOME	ROAD	TOTAL	DEN. HIGH SCORER	OPP. HIGH SCORER	ATTEND.
1	10/29	@Utah	L	94-98	0-0	0-1	0-1	Iverson/Martin – 18	Boozar – 25	19,911
2	10/31	@L.A. Clippers	W	113-103*	0-0	1-1	1-1	Iverson – 25	Thornton – 30	11,418
3	11/1	L.A. LAKERS	L	97-104	0-1	1-1	1-2	Carter – 20	Bryant – 33	19,651
4	11/5	@Golden State	L	101-111	0-1	1-2	1-3	Anthony – 28	Jackson – 29	18,194
5	11/7	DALLAS	W	108-105	1-1	1-2	2-3	Anthony – 28	Nowitzki – 23	19,175
6	11/9	MEMPHIS	W	100-90	2-1	1-2	3-3	Anthony – 24	Mayo – 31	14,359
7	11/11	@Charlotte	W	88-80	2-1	2-2	4-3	Anthony – 25	Richardson – 23	10,753
8	11/13	@Cleveland	L	99-110	2-1	3-3	4-4	Billups – 26	M. Williams – 24	20,562
9	11/14	@Boston	W	94-85	2-1	4-3	5-4	Anthony/Billups – 18	Allen – 26	18,624
10	11/16	MINNESOTA	W	90-84	3-1	4-3	6-4	Billups – 26	Jefferson – 20	16,721
11	11/18	MILWAUKEE	W	91-81	4-1	4-3	7-4	Kleiza – 25	Bell – 25	14,413
12	11/19	@San Antonio	W	91-81	4-1	4-3	8-4	Billups – 22	Hill – 20	16,559
13	11/21	@L.A. Lakers	L	90-104	4-1	4-4	8-5	Nenê/Smith – 18	Bryant – 29	18,997
14	11/23	CHICAGO	W	114-101	5-1	4-4	9-5	Martin – 26	Gordon – 28	16,202
15	11/26	@L.A. Clippers	W	106-105	5-1	5-4	10-5	Anthony – 30	Gordon – 24	14,334
16	11/27	New Orleans	L	101-105	5-2	5-4	10-6	Smith – 32	Paul – 22	15,563
17	11/29	@Minnesota	W	106-97	5-2	6-4	11-6	Billups – 27	Foye – 25	14,197
18	11/30	HOUSTON	W	104-94	6-2	6-4	12-6	Billups – 28	Yao – 18	17,201
19	12/2	TORONTO	W	132-93	7-2	6-4	13-6	Billups – 24	Bosh – 24	14,243
20	12/4	SAN ANTONIO	L	91-108	7-3	6-4	13-7	Anthony – 16	Parker – 22	15,866
21	12/6	@Sacramento	W	118-85	8-3	7-4	14-7	Billups – 24	Salmons – 22	12,322
22	12/10	MINNESOTA	W	116-105	8-3	7-4	15-7	Anthony – 45	Foye/Jefferson – 26	14,007
23	12/13	GOLDEN STATE	W	123-105	9-3	7-4	16-7	Anthony – 27	Crawford – 25	15,322
24	12/15	@Dallas	W	96-86	9-3	8-4	17-7	Smith – 25	Nowitzki – 27	19,969
25	12/16	@Houston	L	95-108	9-3	8-5	17-8	Anthony – 22	Yao – 32	17,137
26	12/19	CLEVELAND	L	89-105	9-4	8-5	17-9	Billups – 16	James – 33	19,155
27	12/20	@Phoenix	L	101-108	9-4	8-6	17-10	Smith – 23	Stoudemire – 27	18,422
28	12/22	PORTLAND	W	97-89	10-4	8-6	18-10	Billups/Nenê – 19	Aldridge – 20	18,611
29	12/23	@Portland	L	92-101	10-4	8-7	18-11	Kleiza – 20	Aldridge – 22	20,007
30	12/26	PHILADELPHIA	W	105-101	11-4	8-7	19-11	Smith – 27	Igoudala – 24	19,155
31	12/28	@New York	W	117-110	11-4	9-7	20-11	Anthony – 32	Robinson – 20	19,763
32	12/29	@Atlanta	L	91-109	11-4	9-8	20-12	Martin – 19	Johnson – 25	17,131
33	12/31	@Toronto	W	114-107	11-4	10-8	21-12	Nenê – 21	Bangura – 26	18,878
34	1/2	@Oklahoma City	W	122-120	11-4	11-8	22-12	Anthony – 31	Durant – 33	18,613
35	1/3	NEW ORLEANS	W	105-100	12-4	11-8	23-12	Anthony – 22	Paul – 30	19,614
36	1/5	INDIANA	W	135-115	13-4	11-8	24-12	Martin – 25	Granger – 36	14,255
37	1/7	MIAMI	W	108-97	14-4	11-8	25-12	Billups/Kleiza/Smith – 21	Wade – 31	15,459
38	1/9	DETROIT	L	90-93	14-5	11-8	25-13	Billups – 30	Iverson – 23	19,682
39	1/13	DALLAS	W	99-97	15-5	11-8	26-13	Billups – 23	Nowitzki – 44	14,158
40	1/15	PHOENIX	W	119-113*	16-5	11-8	27-13	Billups – 26	Hill – 25	18,073
41	1/17	ORLANDO	L	88-106	16-6	11-8	27-14	Kleiza – 26	Tokoglu – 31	19,749
42	1/19	@Houston	L	113-115	16-6	11-9	27-15	Smith – 24	Yao – 31	18,199
43	1/20	SACRAMENTO	W	118-99	17-6	11-9	28-15	Kleiza – 27	Martin – 25	15,164
44	1/25	UTAH	W	117-97	18-6	11-9	29-15	Nenê – 28	Brewer – 16	17,895
45	1/27	@Memphis	W	100-85	18-6	12-9	30-15	Billups – 29	Mayo – 19	11,338
46	1/28	@New Orleans	L	81-94	18-6	12-10	30-16	Martin – 22	Stojakovic – 26	15,792
47	1/30	CHARLOTTE	W	110-99	19-6	12-10	31-16	Nenê – 22	Bell – 27	18,463
48	2/3	SAN ANTONIO	W	104-96	20-6	12-10	32-16	Anthony – 35	Mason – 26	18,536
49	2/4	@Oklahoma City	W	114-113	20-6	13-10	33-16	Anthony – 32	Durant – 31	18,332
50	2/6	@Washington	W	124-103	20-6	14-10	34-16	Anthony – 23	Jamison – 26	20,173
51	2/7	@New Jersey	L	70-114	20-6	14-11	34-17	Anthony – 15	Harris – 28	17,697
52	2/10	@Miami	W	99-82	20-6	15-11	35-17	Billups – 23	Wade – 33	16,784
53	2/11	@Orlando	W	82-73	20-6	16-11	36-17	Anthony – 29	Howard – 16	17,461
54	2/18	@Philadelphia	W	101-89	20-6	17-11	37-17	Anthony – 26	Miller – 17	15,979
55	2/20	@Chicago	L	99-116	20-6	17-12	37-18	Billups – 25	Gordon – 37	21,970
56	2/22	@Milwaukee	L	117-120	20-6	17-13	37-19	Anthony – 33	Villanueva – 36	14,891
57	2/23	BOSTON	L	76-114	20-7	17-13	37-20	Smith – 19	Allen – 26	19,784
58	2/25	ATLANTA	W	110-109	21-7	17-13	38-20	Billups – 33	Williams – 31	18,418
59	2/27	L.A. LAKERS	W	90-79	22-7	17-13	39-20	Billups/Smith – 22	Bryant – 29	19,920
60	3/1	@Indiana	L	94-100	22-7	17-14	39-21	Billups – 27	Jack – 28	12,458
61	3/3	@Detroit	L	95-100	22-7	17-15	39-22	Billups – 34	Prince – 23	22,076
62	3/5	PORTLAND	W	106-90	23-7	17-15	40-22	Anthony – 38	Roy – 22	16,801
63	3/6	@Utah	L	91-97	23-7	17-16	40-23	Smith – 27	Williams – 25	19,911
64	3/8	@Sacramento	L	106-114	23-7	17-17	40-24	Anthony – 32	Martin – 26	12,678
65	3/9	HOUSTON	L	95-97	23-8	17-17	40-25	Billups – 28	Artest – 22	16,020
66	3/11	OKLAHOMA CITY	W	112-99	24-8	17-17	41-25	Anthony – 22	Green – 19	16,186
67	3/14	L.A. CLIPPERS	W	107-94	25-8	17-17	42-25	Balkman – 22	Thornton – 19	18,676
68	3/16	NEW JERSEY	W	121-96	26-8	17-17	43-26	Nenê/Smith – 19	Carter – 22	16,223
69	3/18	@Memphis	W	111-109	26-8	18-17	44-25	Anthony – 35	Gay – 30	11,087
70	3/20	WASHINGTON	W	116-105	27-8	18-17	45-25	Smith – 40	Jamison – 27	18,231
71	3/23	@Phoenix	L	115-118	27-8	18-18	45-26	Anthony – 29	Hill – 23	18,422
72	3/25	@New Orleans	W	101-88	27-8	19-18	46-26	Anthony – 29	Paul – 19	17,274
73	3/27	@Dallas	W	103-101	27-8	20-18	47-26	Anthony – 43	Nowitzki – 26	20,310
74	3/28	GOLDEN STATE	W	129-116	28-8	20-18	48-26	Anthony – 31	Crawford – 30	19,155
75	3/31	NEW YORK	W	111-104	29-8	20-18	49-26	Anthony – 29	Robinson – 30	17,851
76	4/2	UTAH	W	114-104	30-8	20-18	50-26	Smith – 28	Miles – 19	17,969
77	4/4	L.A. CLIPPERS	W	120-104	31-8	20-18	51-26	Smith – 34	Randolph – 22	17,880
78	4/5	@Minnesota	W	110-87	31-8	21-18	52-26	Anthony – 23	Telfair – 18	16,839
79	4/8	OKLAHOMA CITY	W	122-112	32-8	21-18	53-26	Anthony – 31	Durant – 31	16,536
80	4/9	@L.A. Lakers	L	102-116	32-8	21-19	53-27	Anthony – 23	Bryant – 33	18,997
81	4/13	SACRAMENTO	W	118-98	33-8	21-19	54-27	Smith – 45	Dio – 32	15,823
82	4/15	@Portland	L	76-104	33-8	21-20	54-28	Billups – 13	Outlaw – 21	20,652

* Denotes number of overtime periods

\$ Pepsi Center sellout





2009-10 SEASON

2009-10 ROSTER

NO.	PLAYER	POS	HT	WT	COLLEGE	EXP.
6	Arron Afflalo	G	6-5	215	UCLA	2
30	Malik Allen	F	6-10	255	Villanova	8
11	Chris Andersen	F/C	6-10	228	Blinn (Texas) J.C.	7
15	Carmelo Anthony	F	6-8	230	Syracuse	6
32	Renaldo Balkman	F	6-8	210	South Carolina	3
1	Chauncey Billups	G	6-3	202	Colorado	12
43	Brian Butch	C	6-11	240	Wisconsin	R
25	Anthony Carter	G	6-2	195	Hawaii	10
14	Joey Graham	F	6-7	225	Oklahoma State	4
22	Coby Karl	G	6-5	215	Boise State	1
3	Ty Lawson	G	5-11	195	North Carolina	R
4	Kenyon Martin	F	6-9	230	Cincinnati	9
31	Nenê	F/C	6-11	250	Brazil	7
27	Johan Petro	C	7-0	247	France	4
5	J.R. Smith	G	6-6	220	St. Benedict's Prep (NJ)	5

Head Coach: George Karl (North Carolina)
Assistant Coaches: Adrian Dantley (Notre Dame), Tim Grgrurich (Pittsburgh),
 John Welch (UNLV)
Assistant Coach/Player Development: Jamahl Mosley (Colorado)
Assistant Coach/Advance Scout: Chad Iske (Kansas)
Player Development Coach: Stacey Augmon (UNLV), Larry Mangino (Montclair State)
Asst. Coach/Strength & Conditioning: Steve Hess (Ithaca)
Athletic Trainer: Jim Gillen (Ft. Hays State)
Asst. Athletic Trainer/
Asst. Strength & Conditioning Coach: Matt Fria (Ithaca), Dan Shimensky (Central Washington)

NUGGETS 2009-10 TEAM HIGHS & LOWS

	HIGH	LOW		HIGH	LOW
Points	135 vs. GS, 12/1	84 @ OKC, 1/29	Free-Throw Percentage	.923 (24-26) @ PHI, 12/7	.571 (20-35) @ SAC, 12/28
Field Goals Made	52 vs. GS, 12/1	27 @ OKC, 1/29	Total Rebounds	61 vs. NO, 1/23 (OT)	31 (3) vs. SA, 4/10
Field Goals Attempted	100 @ CLE, 2/18 (OT)	61 @ POR, 10/29	Offensive Rebounds	20 (4) vs. MIL, 3/20	3 vs. TOR, 11/17
Field Goal Percentage	.615 (48-78) vs. TOR, 11/17	.359 (28-78) @ LAL, 2/28	Defensive Rebounds	41 vs. NO, 1/23 (OT)	22 (3) @ PHX, 4/13
Three-Pointers Made	16 @ GS, 2/25	2 (5) vs. NO, 3/18	Assists	36 vs. MEM, 11/1	7 @ HOU, 1/27
Three-Pointers Attempted	32 vs. MEM, 4/12	9 @ SA, 12/5	Steals	16 vs. NJ, 11/24	3 (3) @ ORL, 3/28
Three-Point Percentage	.750 (9-12) @ SA, 1/31	.125 (2-16) @ CHA, 12/8	Turnovers	23 @ OKC, 1/29	5 @ CLE, 2/18 (OT)
Free-Throws Made	41 vs. UTA, 1/17 *	8 @ ORL, 3/28	Blocked Shots	11 (2) vs. MEM, 4/12	1 (3) @ TOR, 3/26
Free-Throws Attempted	49 (2) vs. UTA, 1/17 *	11 @ ORL, 3/28	Personal Fouls	30 (2) vs. IND, 3/5	13 @ CHI, 11/10

OPPONENTS 2009-10 TEAM HIGHS & LOWS

	HIGH	LOW		HIGH	LOW
Points	125 (3) @ HOU, 3/15	79 by LAL, 11/13	Free-Throw Percentage	.933 (14-15) by PHX, 2/3	.542 (13-24) by BOS, 2/21
Field Goals Made	49 by MEM, 11/1	27 by OKC, 3/3	Total Rebounds	58 @ TOR, 3/26	28 by DAL, 2/9
Field Goals Attempted	99 @ MIN, 11/25	66 by PHX, 12/12	Offensive Rebounds	22 @ MEM, 12/20	5 (2) by PHX, 12/12
Field Goal Percentage	.578 (48-83) by MEM, 11/1	.325 (27-83) by OKC, 3/3	Defensive Rebounds	43 (2) @ TOR, 3/26	21 @ MEM, 3/13
Three-Pointers Made	14 @ PHX, 4/13	1 (2) @ OKC, 4/7	Assists	30 (3) @ BOS, 3/24	12 @ NJ, 11/4
Three-Pointers Attempted	31 (2) by ORL, 1/13	8 by NO, 3/18	Steals	16 @ LAL, 2/28	2 (2) by MIL, 3/20
Three-Point Percentage	.600 (6-10) by UTA, 10/28	.059 (1-17) by LAC, 1/21	Turnovers	26 (2) by OKC, 3/3	7 (2) @ NJ, 11/4
Free-Throws Made	33 (2) by IND, 3/5	8 (2) by LAC, 4/3	Blocked Shots	12 by BOS, 2/21	1 (4) @ NY, 3/23
Free-Throws Attempted	45 by SA, 4/10	9 @ PHI, 12/7	Personal Fouls	34 @ BOS, 3/24	14 (2) @ ORL, 3/28

* Denotes NBA High/Low



2009-10 GAME-BY-GAME RESULTS (53-29)

NO.	DATE	OPPONENT	W-L	SCORE	HOME	ROAD	TOTAL	DEN. HIGH SCORER	OPP. HIGH SCORER	ATTEND.
1	10/28	UTAH	W	114-105	1-0	0-0	1-0	Anthony - 30	Williams - 28	19,155 \$
2	10/29	@Portland	W	97-94	1-0	1-0	2-0	Anthony - 41	Roy - 30	20,218
3	11/1	MEMPHIS	W	133-123	2-0	1-0	3-0	Anthony - 42	Mayo - 40	15,823
4	11/3	@Indiana	W	111-93	2-0	2-0	4-0	Anthony - 25	D. Jones - 20	10,627
5	11/4	@New Jersey	W	122-94	2-0	3-0	5-0	Lawson - 23	Douglas-Roberts - 19	15,319
6	11/6	@Miami	L	88-96	2-0	3-1	5-1	Anthony - 30	Wade - 22	19,600
7	11/7	@Atlanta	L	100-125	2-0	3-2	5-2	Anthony - 30	Crawford - 25	17,801
8	11/10	@Chicago	W	90-89	2-0	4-2	6-2	Anthony - 20	Rose - 22	21,408
9	11/11	@Milwaukee	L	102-108	2-0	4-3	6-3	Anthony - 32	Jennings - 32	12,987
10	11/13	L.A. LAKERS	W	105-79	3-0	4-3	7-3	Anthony - 25	Bryant/Bynum - 19	19,652 \$
11	11/17	TORONTO	W	130-112	4-0	4-3	8-3	Anthony - 32	DeRozan - 17	16,446
12	11/20	@L.A. Clippers	L	99-106	4-0	4-4	8-4	Anthony - 37	Butler - 27	18,155
13	11/21	CHICAGO	W	112-93	5-0	4-4	9-4	Anthony - 30	Rose - 28	19,359 \$
14	11/24	NEW JERSEY	W	101-87	6-0	4-4	10-4	Anthony - 27	Harris/Alston - 19	16,307
15	11/25	@Minnesota	W	124-111	6-0	5-4	11-4	Anthony - 22	Brewer - 22	13,101
16	11/27	NEW YORK	W	128-125	7-0	5-4	12-4	Anthony - 50	Harrington - 41	19,155 \$
17	11/29	MINNESOTA	L	100-106	7-1	5-4	12-5	Anthony - 32	Gomes - 27	15,147
18	12/1	GOLDEN STATE	W	135-107	8-1	5-4	13-5	Anthony - 25	Morrow - 27	14,570
19	12/3	MIAMI	W	114-96	9-1	5-4	14-5	Anthony - 22	Wade - 25	14,998
20	12/5	@San Antonio	W	106-99	9-1	6-4	15-5	Anthony - 34	Parker - 27	17,592
21	12/7	@Philadelphia	W	93-83	9-1	7-4	16-5	Billups - 31	Iguodala - 31	20,664
22	12/8	@Charlotte	L	95-107	9-1	7-5	16-6	Anthony - 34	Jackson/Wallace - 25	14,127
23	12/10	@Detroit	L	99-101	9-1	7-6	16-7	Anthony - 40	Villanueva - 27	17,176
24	12/12	PHOENIX	W	105-99	10-1	7-6	17-7	Anthony - 32	Nash - 28	19,155 \$
25	12/14	OKLAHOMA CITY	W	102-93	11-1	7-6	18-7	Anthony - 31	Durant - 32	16,922
26	12/16	HOUSTON	W	111-101	12-1	7-6	19-7	Anthony - 38	Brooks - 23	15,753
27	12/18	@New Orleans	L	92-98	12-1	7-7	19-8	Smith - 25	Paul - 30	14,453
28	12/20	@Memphis	L	96-102	12-1	7-8	19-9	Anthony - 41	Randolph - 32	13,385
29	12/23	ATLANTA	W	124-104	13-1	7-8	20-9	Smith - 41	Crawford - 24	19,155 \$
30	12/25	@Portland	L	96-107	13-1	7-9	20-10	Anthony - 32	Roy - 41	20,664
31	12/27	DALLAS	L	96-104	13-2	7-9	20-11	Martin - 18	Gooden - 19	19,756 \$
32	12/28	@Sacramento	L	101-106	13-2	7-10	20-12	Anthony - 34	Nocioni - 21	14,548
33	1/2	@Utah	W	105-95	13-2	8-10	21-12	Lawson - 23	Boyer - 18	19,911
34	1/3	PHILADELPHIA	L	105-108	13-3	8-10	21-13	Nene - 24	Iverson - 17	19,155 \$
35	1/5	GOLDEN STATE	W	123-122	14-3	8-10	22-13	Martin - 27	Maggette - 35	15,129
36	1/8	CLEVELAND	W	99-97	15-3	8-10	23-13	Billups - 23	James - 23	19,996 \$
37	1/9	@Sacramento	L	100-102	15-3	8-11	23-14	Billups - 27	Evans - 27	14,411
38	1/11	MINNESOTA	W	105-94	16-3	8-11	24-14	Anthony - 24	Brewer - 25	14,669
39	1/13	ORLANDO	W	115-97	17-3	8-11	25-14	Anthony - 27	Barnes - 28	18,475
40	1/17	UTAH	W	119-112	18-3	8-11	26-14	Anthony - 37	Williams - 23	19,519 \$
41	1/20	@Golden State	W	123-118 (OT)	18-3	9-11	27-14	Billups - 37	Ellis - 39	17,223
42	1/21	L.A. CLIPPERS	W	105-95	19-3	9-11	28-14	Anthony - 29	Smith - 21	15,343
43	1/23	NEW ORLEANS	W	116-110 (OT)	20-3	9-11	29-14	Anthony - 30	Paul - 26	19,807 \$
44	1/25	CHARLOTTE	W	104-93	21-3	9-11	30-14	Billups - 27	Jackson - 22	16,909
45	1/27	@Houston	W	97-92	21-3	10-11	31-14	Smith - 22	Brooks - 22	16,357
46	1/29	@Oklahoma City	L	84-101	21-3	10-12	31-15	Billups - 19	Durant - 30	18,203
47	1/31	@San Antonio	W	103-89	21-3	11-12	32-15	Martin - 27	Hill - 17	17,607
48	2/1	SACRAMENTO	W	112-109 (OT)	22-3	11-12	33-15	Martin - 24	Hawes - 23	15,544
49	2/3	PHOENIX	L	97-109	22-4	11-12	33-16	Nene/Smith - 15	Stoudemire/Richardson - 20	19,155 \$
50	2/5	@L.A. Lakers	W	126-113	22-4	12-12	34-16	Billups - 39	Bryant - 33	18,997
51	2/6	@Utah	L	106-116	22-4	12-13	34-17	Lawson - 25	Kirilenko - 22	19,911
52	2/9	DALLAS	W	127-91	23-4	12-13	35-17	Nene - 21	Nowitzki - 17	17,485
53	2/11	SAN ANTONIO	L	92-111	23-5	12-13	35-18	Nene - 20	Hill/Blair - 17	18,611
54	2/18	@Cleveland	W	118-116 (OT)	23-5	13-13	36-18	Anthony - 40	James - 43	20,562
55	2/19	@Washington	L	97-107	23-5	13-14	36-19	Billups - 28	Thornton - 21	17,212
56	2/21	BOSTON	W	114-106	24-5	13-14	37-19	Billups - 26	R. Allen - 25	19,818 \$
57	2/25	@Golden State	W	127-112	24-5	14-14	38-19	Billups - 37	Curry - 30	18,555
58	2/26	DETROIT	W	107-102	25-5	14-14	39-19	Billups - 25	Hamilton - 20	19,845 \$
59	2/28	@L.A. Lakers	L	89-95	25-5	14-15	39-20	Anthony - 21	Odum - 20	18,997
60	3/1	@Phoenix	L	85-101	25-5	14-16	39-21	Billups - 21	Hill/Stoudemire - 19	18,159
61	3/3	OKLAHOMA CITY	W	119-90	26-5	14-16	40-21	Anthony - 30	Harden - 19	18,822
62	3/5	INDIANA	W	122-114	27-5	14-16	41-21	Anthony - 34	Granger - 32	19,155 \$
63	3/7	PORTLAND	W	118-106	28-5	14-16	42-21	Anthony - 30	Bayless - 24	17,266
64	3/10	@Minnesota	W	110-102	28-5	15-16	43-21	Billups - 25	Brewer - 21	14,256
65	3/12	@New Orleans	W	102-95	28-5	16-16	44-21	Anthony - 32	West - 30	17,220
66	3/13	@Memphis	W	125-108	28-5	17-16	45-21	Smith - 30	Mayo - 25	17,023
67	3/15	@Houston	L	123-125	28-5	17-17	45-22	Anthony - 45	Brooks - 31	16,369
68	3/16	WASHINGTON	W	97-87	29-5	17-17	46-22	Anthony - 29	Blatche - 23	17,447
69	3/18	NEW ORLEANS	W	93-80	30-5	17-17	47-22	Anthony - 26	Collison/Thornton - 15	19,155 \$
70	3/20	MILWAUKEE	L	97-102	30-6	17-17	47-23	Anthony/Billups - 29	Salmons - 26	19,390 \$
71	3/23	@New York	L	104-109	30-6	17-18	47-24	Anthony - 36	Gallinari - 28	19,763
72	3/24	@Boston	L	99-113	30-6	17-19	47-25	Anthony - 32	Pierce - 27	18,624
73	3/26	@Toronto	W	97-96	30-6	18-19	48-25	Anthony - 25	Bosh - 18	19,800
74	3/28	@Orlando	L	97-103	30-6	18-20	48-26	Anthony - 26	Redick - 23	17,461
75	3/29	@Dallas	L	93-109	30-6	18-21	48-27	Smith - 27	Nowitzki - 34	20,085
76	4/1	PORTLAND	W	108-82	31-6	18-21	49-27	Anthony - 25	Miller - 24	19,155 \$
77	4/3	L.A. CLIPPERS	W	98-90	32-6	18-21	50-27	Anthony - 24	Gordon - 23	19,155 \$
78	4/7	@Oklahoma City	W	98-94	32-6	19-21	51-27	Billups - 29	Durant - 33	18,332
79	4/8	L.A. LAKERS	W	98-96	33-6	19-21	52-27	Anthony - 31	Gasol - 26	20,044 \$
80	4/10	SAN ANTONIO	L	85-104	33-7	19-21	52-28	Billups - 27	Duncan - 18	19,155 \$
81	4/12	MEMPHIS	W	123-101	34-7	19-21	53-28	Smith - 26	Conley - 22	19,155 \$
82	4/13	@Phoenix	L	101-123	34-7	19-22	53-29	Anthony - 29	Stoudemire - 26	18,422

* Denotes number of overtime periods

\$ Pepsi Center sellout





SEASON BY SEASON

NO.	PLAYER	POS	HT	WT	COLLEGE	EXP.
6	Arron Afflalo	G	6-5	215	UCLA	3
11	Chris Andersen	F/C	6-10	228	Blinn (Texas) J.C.	8
15	Carmelo Anthony	F	6-8	238	Syracuse	7
32	Renaldo Balkman	F	6-8	210	South Carolina	4
1	Chauncey Billups	G	6-3	202	Colorado	13
25	Anthony Carter	G	6-2	195	Hawaii	11
21	Wilson Chandler	F	6-8	225	DePaul	3
34	Melvin Ely	C/F	6-10	261	Fresno State	7
20	Raymond Felton	G	6-1	205	North Carolina	5
0	Gary Forbes	F	6-7	220	Massachusetts	2
8	Danilo Gallinari	F	6-10	225	Italy	8
7	Al Harrington	F	6-9	250	St. Patrick's HS (Elizabeth, NJ)	12
41	Kosta Koufos	C	7-0	265	Ohio State	2
3	Ty Lawson	G	5-11	195	North Carolina	1
4	Kenyon Martin - C	F	6-9	240	Cincinnati	10
25	Timofey Mozgov	C	7-1	250	Russia	8
31	Nenê	F/C	6-11	250	Brazil	8
5	J.R. Smith	G	6-6	220	St. Benedict's Prep (NJ)	6
23	Shelden Williams	F	6-9	250	Duke	4

Head Coach:	George Karl (North Carolina)
Assistant Coaches:	Adrian Dantley (Notre Dame), Melvin Hunt (Baylor), John Welch (UNLV)
Assistant Coach/Player Development:	Stacey Augmon (UNLV)
Assistant Coach/Advance Scout:	Chad Iske (Kansas)
Advance Scout:	Jesse Mermuys (Arizona)
Asst. Coach/Strength & Conditioning:	Steve Hess (Ithaca)
Athletic Trainer:	Jim Gillen (Ft. Hays State)
Asst. Athletic Trainer/	
Asst. Strength & Conditioning Coach:	Matt Friia (Ithaca), Dan Shimensky (Central Washington)

	HIGH	LOW		HIGH	LOW
Points	138 vs. PHX, 11/28	82 @ ORL, 3/18	Free-Throw Percentage	.923 (24-26) @ GS, 11/22	.558 (19-34) vs. MIN, 4/9
Field Goals Made	50 vs. GS, 4/11	25 vs. POR, 11/1	Total Rebounds	58 vs. SAC, 1/1	27 (2) @ N.J., 1/31
Field Goals Attempted	102 @ LAC, 3/5 *	65 (2) @ NJ, 1/18	Offensive Rebounds	24 @ LAC, 3/5	32 (2) @ MIL, 2/16
Field Goal Percentage	608 (45-74) vs. CHA, 3/2	.359 (28-78) @ ORL, 3/18	Defensive Rebounds	45 (2) vs. BOS, 2/24	19 @ IND, 11/9
Three-Pointers Made	19 vs. MIN, 4/9	3 (7) @ UTA, 4/13	Assists	35 vs. MIN, 4/9	12 (3) @ SAC, 1/6
Three-Pointers Attempted	38 vs. MIN, 4/9	8 vs. HOU, 1/3	Steals	16 @ DAL, 11/6	0 @ SAC, 1/6
Three-Point Percentage	519 (13-21) (2) vs. CLE, 1/15	1.76 (3-17) @ PHX, 11/15	Turnovers	23 @ SAC, 1/6	6 vs. ATL, 2/8
Free-Throws Made	45 vs. LAC, 12/3 *	9 vs. DAL, 11/3	Blocked Shots	11 vs. LAC, 12/3	0 @ PHI, 1/30
Free-Throws Attempted	59 vs. LAC, 12/3 *	12 vs. DAL, 11/3	Personal Fouls	31 (2) vs. HOU, 2/7	8 vs. DET, 3/12

	HIGH	LOW		HIGH	LOW
Points	144 @ IND, 11/9 *	75 by BOS, 2/24	Free-Throw Percentage	1.000 (7-7) by DET, 3/12	.400 (6-15) by SAC, 1/1
Field Goals Made	56 @ IND, 11/9 *	27 by TUA, 10/27	Total Rebounds	57 @ LAC, 1/5	28 by CHA, 3/2
Field Goals Attempted	102 @ PHX, 11/28 *	68 (2) by SAC, 1/16	Offensive Rebounds	19 @ LAC, 1/5	3 (2) by BOS, 2/24
Field Goal Percentage	544 (56-87) @ IND, 11/9	.367 (29-79) by CHA, 3/2	Defensive Rebounds	43 (2) @ POR, 2/25 (OT)	21 (2) @ NO, 3/14
Three-Pointers Made	16 @ IND, 11/9	2 (5) by SAC, 4/1	Assists	37 @ IND, 11/9 *	12 @ DAL, 11/6
Three-Pointers Attempted	32 (3) by SAC, 3/23	6 @ MEM, 2/13	Steals	15 by SAC, 1/1	2 by NO, 9/1
Three-Point Percentage	600 (9-15) @ NJ, 1/31	.105 (2-19) by ATL, 2/28	Turnovers	22 by TUA, 10/27	6 (2) @ NY, 12/2
Free-Throws Made	31 by TUA, 10/27	6 by SAC, 1/1	Blocked Shots	12 (2) by NY, 11/16	1 (3) by DET, 3/12
Free-Throws Attempted	43 by TUA, 10/27	7 by DET, 3/12	Personal Fouls	37 @ LAC, 12/3 *	15 by MIA, 1/13

* Denotes NBA High/Low




2010-11 GAME-BY-GAME RESULTS (50-32)

NO.	DATE	OPPONENT	W-L	SCORE	HOME	ROAD	TOTAL	DEN. HIGH SCORER	OPP. HIGH SCORER	ATTEND.
1	10/27	UTAH	W	110-98	1-0	0-0	1-0	Anthony-23	Williams-17	19,155 \$
2	10/29	@New Orleans	L	95-101	1-0	0-1	1-1	Anthony-24	Paul-18	12,474
3	10/30	@Houston	W	107-94	1-0	1-1	2-1	Harrington-28	Scota-28	18,161
4	11/3	DALLAS	L	101-102	1-1	1-1	2-2	Anthony-20	Nowitzki-35	14,159
5	11/5	L.A. CLIPPERS	W	111-104	2-1	1-1	3-2	Anthony-30	Griffin-26	15,559
6	11/6	@Dallas	W	103-92	2-1	2-1	4-2	Anthony-27	Terry-26	19,948
7	11/8	@Chicago	L	92-94	2-1	2-2	4-3	Anthony-32	Rose-18	21,355
8	11/9	@Indiana	L	113-144	2-1	2-3	4-4	Lawson-19	Dunleavy-31	11,122
9	11/11	L.A. LAKERS	W	118-112	3-1	2-3	5-4	Anthony-32	Bryant-34	19,155 \$
10	11/15	@Phoenix	L	94-100	3-1	2-4	5-5	Anthony-20	Wanless-21	17,744
11	11/16	NEW YORK	W	120-118	4-1	2-4	6-5	Anthony-26	Stoudemire-24	15,190
12	11/18	@Portland	L	83-86	4-1	2-5	6-6	Anthony-18	Aldridge-24	20,532
13	11/20	NEW JERSEY	W	107-103	5-1	2-5	7-6	Anthony-28	Lopez-20	16,396
14	11/22	@Golden State	W	106-89	5-1	3-5	8-6	Anthony-39	Ellis-20	18,023
15	11/26	CHICAGO	W	98-97	6-1	3-5	9-6	Anthony-22	Watson-33	19,155 \$
16	11/28	PHOENIX	W	138-133	7-1	3-5	10-6	Smith-30	Richardson-39	15,482
17	12/1	MILWAUKEE	W	105-94	8-1	3-5	11-6	Nene-24	Salmons-21	14,221
18	12/3	L.A. CLIPPERS	W	109-104	9-1	3-5	12-6	Anthony-26	Gordon-24	15,823
19	12/5	MEMPHIS	W	108-107	10-1	3-5	13-6	Nene-27	Gay-24	15,017
20	12/7	@Charlotte	L	98-100	10-1	3-6	13-7	Billups-25	Jackson-23	15,737
21	12/8	@Boston	L	89-105	10-1	3-7	13-8	Lawson-24	Allen-28	18,624
22	12/10	@Toronto	W	123-116	10-1	4-7	14-8	Harrington-31	Kleiza-26	14,714
23	12/12	@New York	L	125-129	10-1	4-8	14-9	Anthony-31	Stoudemire-30	19,387
24	12/14	ORLANDO	W	111-94	11-1	4-8	15-9	Anthony-35	Redick-29	16,247
25	12/16	SAN ANTONIO	L	112-113	11-2	4-8	15-10	Anthony-31	Duncan-28	16,190
26	12/18	MINNESOTA	W	115-113	12-2	4-8	16-10	Anthony-24	Low-43	15,409
27	12/22	@San Antonio	L	103-108	12-2	4-9	16-11	Lawson/Smith-22	Sinobili/Neal-22	18,581
28	12/25	@Oklahoma City	L	106-114	12-2	4-10	16-12	Billups-30	Durant-44	18,203
29	12/26	PHILADELPHIA	L	89-95	12-3	4-10	16-13	Billups-24	Holiday-22	19,155 \$
30	12/28	PORTLAND	W	95-77	13-3	4-10	17-13	Billups-18	Aldridge-18	17,398
31	12/29	@Minnesota	W	119-113	13-3	5-10	18-13	Billups-36	Beasley-33	17,093
32	1/1	SACRAMENTO	W	104-86	14-3	5-10	19-13	Billups-22	Thompson-17	17,466
33	1/3	HOUSTON	W	113-106	15-3	5-10	20-13	Anthony-33	Scota-24	17,136
34	1/5	@L.A. Clipper	L	93-106	15-3	5-11	20-14	Anthony-31	Gordon-28	17,540
35	1/6	@Sacramento	L	102-122	15-3	5-12	20-15	Anthony-26	Evans-27	13,184
36	1/9	NEW ORLEANS	L	87-96	15-4	5-12	20-16	Harrington-20	Paul-20	16,283
37	1/11	PHOENIX	W	132-98	16-4	5-12	21-16	Afflalo-31	Nash/Carter-15	14,874
38	1/13	MIAMI	W	130-102	17-4	5-12	22-16	Smith-28	Bosh-24	19,155 \$
39	1/15	CLEVELAND	W	127-99	18-4	5-12	23-16	Nene-22	Sessions-21	17,668
40	1/16	@San Antonio	L	97-110	18-4	5-13	23-17	Harrington-18	Parker-30	18,581
41	1/19	OKLAHOMA CITY	W	112-107	19-4	5-13	24-17	Anthony-35	Westbrook-28	16,872
42	1/21	L.A. LAKERS	L	97-107	19-5	5-13	24-18	Anthony-23	Gasol/Artest-19	19,155 \$
43	1/23	INDIANA	W	121-107	20-5	5-13	25-18	Anthony-36	Hansbrough-27	17,047
44	1/25	@Washington	W	120-108	20-5	6-13	26-18	Anthony-23	Young-26	16,121
45	1/26	@Detroit	W	109-100	20-5	7-13	27-18	Billups-26	Byrum-19	16,212
46	1/28	@Cleveland	W	117-103	20-5	8-13	28-18	Anthony-33	Hickson-24	19,642
47	1/30	@Philadelphia	L	99-110	20-5	8-14	28-19	Billups-27	Igudala-24	15,612
48	1/31	@New Jersey	L	99-115	20-5	8-15	28-20	Anthony-37	Lopez-27	14,039
49	2/2	PORTLAND	W	109-90	21-5	8-15	29-20	Nene-22	Matthews-19	15,258
50	2/4	UTAH	L	106-113	21-6	8-15	29-21	Anthony-31	Jefferson-28	19,155 \$
51	2/5	@Minnesota	W	113-100	21-6	9-15	30-21	Anthony-25	Beasley-23	15,389
52	2/7	HOUSTON	L	103-108	21-7	9-15	30-22	Anthony-50	Martin-37	14,595
53	2/9	@Golden State	L	114-116	21-7	9-16	30-23	Anthony-29	Ellis-37	18,430
54	2/10	DALLAS	W	121-120	22-7	9-16	31-23	Anthony-42	Terry-25	12,673
55	2/13	@Memphis	L	108-116	22-7	9-17	31-24	Anthony-28	Arthur-24	15,398
56	2/14	@Houston	L	102-121	22-7	9-18	31-25	Afflalo-17	Lee-22	16,450
57	2/16	@Milwaukee	W	94-87	22-7	10-18	32-25	Anthony-38	Salmons-33	16,033
58	2/22	MEMPHIS	W	120-107	23-7	10-18	33-25	Smith-26	Allen-26	14,638
59	2/24	BOSTON	W	89-75	24-7	10-18	34-25	Martin-18	Pierce-17	18,524
60	2/25	@Portland	L	106-107*	24-7	10-19	34-26	Gallinari-30	Aldridge-24	20,659
61	2/28	ATLANTA	W	100-90	25-7	10-19	35-26	Smith-19	Johnson-22	16,163
62	3/2	CHARLOTTE	W	102-90	26-7	10-19	36-26	Chandler-16	Carroll-19	14,255
63	3/3	@Utah	W	103-101	26-7	11-19	37-26	Lawson-23	Miles-22	19,524
64	3/5	@L.A. Clipper	L	94-100	26-7	11-20	37-27	Nene-25	Bledsoe-20	19,060
65	3/10	@Phoenix	W	116-97	26-7	12-20	38-27	Nene-22	Gortat-14	17,465
66	3/12	DETROIT	W	131-101	27-7	12-20	39-27	Smith-31	Wilcox-21	19,155 \$
67	3/14	@New Orleans	W	114-103	27-7	13-20	40-27	Lawson-23	Paul-27	11,782
68	3/16	@Atlanta	W	102-87	27-7	14-20	41-27	Nene-20	Pachulia-19	14,669
69	3/18	@Orlando	L	82-85	27-7	14-21	41-28	Chandler-20	Howard-16	19,113
70	3/19	@Miami	L	98-103	27-7	14-22	41-29	Smith-27	James-33	19,800
71	3/21	TORONTO	W	123-90	28-7	14-22	42-29	Lawson-23	Bargnani-20	16,258
72	3/23	SAN ANTONIO	W	115-112	29-7	14-22	43-29	Harrington-27	Neal-25	19,155 \$
73	3/25	WASHINGTON	W	114-94	30-7	14-22	44-29	Tied with-17	Crawford-19	19,308 \$
74	3/30	SACRAMENTO	W	104-90	31-7	14-22	45-29	Lawson-20	Thornnton-27	17,955
75	4/1	@Sacramento	W	99-90	31-7	15-22	46-29	Felton-17	Garcia-17	15,871
76	4/3	@L.A. Lakers	W	95-90	31-7	16-22	47-29	Gallinari-22	Bryant-28	18,997
77	4/5	OKLAHOMA CITY	L	94-101	31-8	16-22	47-30	Lawson-28	Durant-32	18,203
78	4/6	@Dallas	W	104-96	31-8	17-22	48-30	Smith-23	Marion-21	20,364
79	4/8	@Oklahoma City	L	89-104	31-8	17-23	48-31	Nene-18	Durant-28	18,203
80	4/9	MINNESOTA	W	130-106	32-8	17-23	49-31	Lawson-37	Hayward/Webster-15	19,155 \$
81	4/11	GOLDEN STATE	W	134-111	32-8	17-23	50-31	Smith-22	Curry/D Wright-27	19,155 \$
82	4/13	@Utah	L	103-107	33-8	17-24	50-32	Chandler-27	Hayward-34	19,051

* Denotes number of overtime periods

\$ Pepsi Center sellout





SEASON BY SEASON

NO.	PLAYER	POS	HT	WT	COLLEGE/COUNTRY	EXP.
6	Arron Afflalo	G	6-5	215	UCLA	3
11	Chris Andersen	F/C	6-10	228	Blinn (Texas) J.C.	8
13	Corey Brewer	F	6-9	188	Florida	4
	DeMarre Carroll	F	6-8	212	Missouri	3
21	Wilson Chandler	F	6-8	225	DePaul	4
35	Kenneth Faried	F	6-8	228	Morehead St.	R
5	Rudy Fernandez	G/F	6-6	185	Spain	3
8	Danilo Gallinari	F	6-10	225	Italy	3
1	Jordan Hamilton	G/F	6-7	220	Texas	R
7	Al Harrington	F	6-9	250	St. Patrick's HS (Elizabeth, NJ)	13
41	Kosta Koufos	C	7-0	265	Ohio State	3
3	Ty Lawson	G	5-11	195	North Carolina	2
34	JaVale McGee	C	7-0	250	Nevada	3
24	Andre Miller	G	6-2	200	Utah	12
25	Timofey Mozgov	C	7-1	250	Russia	1
31	Nenê	F/C	6-11	250	Brazil	9
10	Julian Stone	G	6-7	200	UTEP	R

Head Coach:	George Karl (North Carolina)
Assistant Coaches:	Melvin Hunt (Baylor), Chad Iske (Kansas)
	John Welch (UNLV)
Assistant Coach/Advance Scout:	Jesse Mermuys (Arizona)
Video Operations/Player Development:	Ryan Bowen (Iowa)
Player Development Coordinator:	Pat Mutombo (Metro State College of Denver)
Asst. Coach/Strength & Conditioning:	Steve Hess (Ithaca)
Athletic Trainer:	Jim Gillen (Ft. Hays State)
Asst. Athletic Trainer/Strength & Conditioning:	Dan Shimensky (Central Washington)
Asst. Strength & Conditioning Coach:	Felipe Eichengraber (NW Oklahoma State)

	HIGH	LOW		HIGH	LOW
Points	131 @ MIN, 4/26	81 vs. NOH, 1/9	Free-Throw Percentage	941 (16-17) @ PHX, 4/21	5/76 (19-33) vs. HOU, 2/6
Field Goals Made	56 @ MIN, 4/26*	29 vs. NOH, 1/9	Total Rebounds	60 vs. GSW, 4/9	30 @ POR, 12/29
Field Goals Attempted	101 @ OKC, 2/19 (OT)	70 vs. TOR, 1/27	Offensive Rebounds	21 vs. POR, 2/29	3 @ POR, 12/29
Field Goal Percentage	52.4% @ MIN, 4/26	53.4% @ OKC, 2/19	Defensive Rebounds	35 vs. OKC, 4/9	20 @ OKC, 4/9
Three-Pointers Made	12 (3) @ LAC, 2/2	2 (3) @ CHA, 3/30	Assists	37 vs. MIN, 1/11	14 (2) @ MDE, 2/11
Three-Pointers Attempted	28 @ DAL, 12/26	9 (2) vs. MEM, 3/11	Steals	17 vs. UTA, 12/28	3 vs. LAC, 1/29
Three-Point Percentage	611 (11-18) vs. NJN, 1/11	11 (2) vs. LAL, 1/1	Turnovers	27 vs. SAC, 1/4	5 vs. PHX, 4/6
Free-Throws Made	31 (2) @ NYK, 1/21 (OT)	8 vs. ORL, 4/22	Blocked Shots	13 vs. PHX, 2/14	1 (3) @ NOH, 4/4
Free-Throws Attempted	43 @ NYJ, 1/21 (2OT)	11 vs. ORL, 4/22	Personal Fouls	77 @ HOU, 3/2	12 @ CHI, 3/26

	HIGH	LOW		HIGH	LOW
Points	124 @ OKC, 2/19 (OT)	74 by ORL, 4/22	Free-Throw Percentage	1.000 (115-15) @ MIN, 3/25*	417 (15-12) @ LAC, 2/2
Field Goals Made	49 @ SAS, 1/7	28 by ORL, 4/22	Total Rebounds	54 vs. PHX, 4/56	72 (2) by GSW, 4/9
Field Goals Attempted	93 (3) @ MIN, 3/23	67 @ NOH, 4/4	Offensive Rebounds	18 (4) @ PHX, 4/21	4 by BOS, 3/7
Field Goal Percentage	55 (49-81) @ UTA, 3/25	323 (30-353) SAC, 1/4	Defensive Rebounds	33 (4) @ POR, 12/29	20 (3) by GSW, 4/9
Three-Pointers Made	23 (2) @ MIN, 3/25	12 (2) @ UTA, 1/11*	Assists	32 (4) @ SAC, 3/19	14 by SAC, 4/1
Three-Pointers Attempted	35 (2) @ MIN, 3/25	10 (2) @ NOH, 4/4	Steals	16 by SAC, 1/4	1 @ HOU, 3/2
Three-Point Percentage	778 (14-18) by DET, 3/21*	103 (24-12) @ LAL, 12/31	Turnovers	25 @ POR, 12/29	8 by SAS, 2/23
Free-Throws Made	28 @ MEM, 1/31 (OT)	5 by LAC, 2/2	Blocked Shots	14 by GSW, 2/7	1 by CLE, 3/7
Free-Throws Attempted	35 @ MEM, 1/31 (OT)	9 @ DAL, 2/8	Personal Fouls	34 @ NYK, 1/21 (2OT)	12 @ LAL, 4/13

* Denotes NBA High/Low



2011-12 GAME-BY-GAME RESULTS (38-28)

NO.	DATE	OPPONENT	W-L	SCORE	HOME	ROAD	TOTAL	DEN. HIGH SCORER	OPP. HIGH SCORER	ATTEND.
1	12/26	@Dallas	W	115-93	0-0	1-0	1-0	Lawson-27	Nowitzki-20	20,408
2	12/28	UTAH	W	117-100	1-0	1-0	2-0	Nene-25	Jefferson-19	19,155 \$
3	12/29	@Portland	L	102-111	1-0	1-1	2-1	Lawson-25	Matthews-25	20,531
4	12/31	@L.A. Lakers	L	89-92	1-0	1-2	2-2	Harrington-21	Bynum-29	18,997
5	1/1	L.A. LAKERS	W	99-90	2-0	1-2	3-2	Gallinari-20	Gasol-20	19,155 \$
6	1/2	MILWAUKEE	W	91-86	3-0	1-2	4-2	Gallinari-21	Jackson-17	14,142
7	1/4	SACRAMENTO	W	110-83	4-0	1-2	5-2	Harrington-15	Cousins-26	14,562
8	1/6	@New Orleans	W	96-88	4-0	2-2	6-2	Gallinari-23	Vasquez-16	13,035
9	1/7	@San Antonio	L	117-121	4-0	2-3	6-3	Gallinari-31	Green-24	17,537
10	1/9	NEW ORLEANS	L	89-94	4-1	2-3	6-4	Gallinari-15	Farmar-21	14,002
11	1/11	NEW JERSEY	W	123-115	5-1	2-3	7-4	Gallinari-22	Farmar-26	14,139
12	1/13	MIAMI	W	117-104	6-1	2-3	8-4	Lawson-24	James-35	19,155 \$
13	1/15	UTAH	L	96-106	6-2	2-3	8-5	Gallinari-18	Millisp-26	16,208
14	1/17	@Milwaukee	W	105-95	6-2	3-3	9-5	Brewer-22	Jennings-30	11,322
15	1/18	@Philadelphia	W	108-104(OT)	6-2	4-3	10-5	Miller-28	T. Young-22	15,201
16	1/20	@Washington	W	108-104	6-2	5-3	11-5	Harrington-29	Young-25	14,866
17	1/21	@New York	W	119-114(2OT)	6-2	6-3	12-5	Gallinari-37	Anthony-25	19,763
18	1/25	@Sacramento	W	122-93	6-2	7-3	13-5	Gallinari-23	Fredette-19	12,097
19	1/27	TORONTO	W	96-81	7-2	7-3	14-5	Fernandez-37	Barbosa-19	18,855
20	1/29	L.A. CLIPPERS	L	105-109	7-3	7-3	14-6	Nene-18	Billups-32	19,495 \$
21	1/31	@Memphis	L	97-100(OT)	7-3	7-4	14-7	Harrington-23	Gasol-20	13,651
22	2/2	@L.A. Clipper	W	112-91	7-3	8-4	15-7	Gallinari-21	Griffin-18	19,223
23	2/3	L.A. LAKERS	L	89-93	7-4	8-4	15-8	Harrington-24	Bynum-22	19,155 \$
24	2/4	@Portland	L	97-117	7-4	8-5	15-9	Gallinari-20	Batum-33	20,583
25	2/6	HOUSTON	L	90-99	7-5	8-5	15-10	Fernandez-14	Scola-25	14,501
26	2/8	DALLAS	L	95-105	7-6	8-5	15-11	Fernandez-17	Nowitzki-25	15,970
27	2/9	GOLDEN STATE	L	101-109	7-7	8-5	15-12	Afflalo-26	Cumy-36	14,960
28	2/11	@Indiana	W	113-109	7-7	9-5	16-12	Lawson-27	Granger-26	15,313
29	2/14	PHOENIX	W	109-92	8-7	9-5	17-12	Afflalo-20	Morris-21	17,873
30	2/15	@Dallas	L	84-102	8-7	9-6	17-13	Fernandez-14	Marion-16	20,075
31	2/17	@Memphis	L	102-103	8-7	9-7	17-14	Brewer-26	Gay-20	15,201
32	2/19	@Oklahoma City	L	118-124(OT)	8-7	9-8	17-15	Afflalo-27	Durant-51	18,203
33	2/20	MINNESOTA	W	103-101(OT)	9-7	9-8	18-15	Harrington-31	Love-22	17,263
34	2/22	@L.A. Clipper	L	95-103	9-7	9-9	18-16	Afflalo-20	Paul-36	19,163
35	2/23	SAN ANTONIO	L	99-114	9-8	9-9	18-17	Brewer-23	Blair-28	18,875
36	2/29	PORTLAND	W	104-95	10-8	9-9	19-17	Lawson-18	Crawford-21	15,715
37	3/2	@Houston	W	117-105	10-8	10-9	20-17	Lawson-22	Martin-35	16,879
38	3/4	@San Antonio	W	99-94	10-8	11-9	21-17	Lawson-22	Parker-25	18,581
39	3/5	SACRAMENTO	W	119-116(OT)	11-8	11-9	22-17	Afflalo-32	Evans-27	14,823
40	3/7	CLEVELAND	L	99-100	11-9	11-9	22-18	Harrington-22	Jamison-33	15,816
41	3/9	NEW ORLEANS	W	110-97	12-9	11-9	23-18	Afflalo-28	Thomas-18	19,155 \$
42	3/11	MEMPHIS	L	91-94	12-10	11-9	23-19	Brewer-15	Mayo-22	17,737
43	3/13	ATLANTA	W	118-117(OT)	13-10	11-9	24-19	Nene-22	J. Johnson-34	15,594
44	3/15	OKLAHOMA CITY	L	90-103	13-11	11-9	24-20	Miller-17	Durant-24	18,458
45	3/17	BOSTON	W	99-91	14-11	11-9	25-20	Gallinari-20	Garnett-22	19,003
46	3/19	DALLAS	L	95-112	14-12	11-9	25-21	Afflalo-24	Nowitzki-33	16,683
47	3/21	DETROIT	W	116-115	15-12	11-9	26-21	Lawson-25	Gordon-45	16,681
48	3/23	@Utah	L	102-121	15-12	11-10	26-22	Harrington-20	Jefferson-23	19,250
49	3/25	@Minnesota	L	100-117	15-12	11-11	26-23	Fariel-17	Love-30	20,023
50	3/26	@Chicago	W	108-91	15-12	12-11	27-23	Lawson-27	Watson-17	22,274
51	3/28	@Toronto	L	96-105	15-12	12-12	27-24	Lawson-26	Bargnani-26	15,867
52	3/30	@Charlotte	W	99-88	15-12	13-12	28-24	Afflalo-19	Henderson-21	13,806
53	4/1	@Orlando	W	104-101	15-12	14-12	29-24	Lawson-25	Nelson-27	18,946
54	4/4	@New Orleans	L	92-94	15-12	14-13	29-25	Lawson-22	Gordon-15	15,020
55	4/6	PHOENIX	W	105-99	16-12	14-13	30-25	Afflalo-30	Brown-18	19,155 \$
56	4/7	@Golden State	L	97-112	16-12	14-14	30-26	Lawson-23	Rush-20	18,942
57	4/9	GOLDEN STATE	W	123-84	17-12	14-14	31-26	Fariel-27	Thompson-17	15,530
58	4/11	MINNESOTA	W	113-107	18-12	14-14	32-26	Lawson-24	Randolph-28	15,823
59	4/13	@L.A. Lakers	L	97-103	18-12	14-15	32-27	Miller-20	Bynum-30	18,997
60	4/15	HOUSTON	W	101-86	19-12	14-15	33-27	Lawson-20	Budinger-19	17,954
61	4/16	@Houston	W	105-102	19-12	15-15	34-27	Afflalo-26	Dragic-21	15,988
62	4/18	L.A. CLIPPERS	L	98-104	19-13	15-15	34-28	Lawson-24	Paul-21	17,219
63	4/21	@Phoenix	W	118-107	19-13	16-15	35-28	Lawson-29	Brown-28	15,677
64	4/22	ORLANDO	W	101-74	20-13	16-15	36-28	Gallinari-17	Anderson-24	19,155 \$
65	4/25	@Oklahoma City	W	106-101	20-13	17-15	37-28	Lawson-25	Durant-32	18,203
66	4/26	@Minnesota	W	131-102	20-13	18-15	38-28	McGee-19	Barea-20	14,824

\$ Pepsi Center sellout





2012-13 SEASON

SEASON BY SEASON

2012-13 ROSTER

NO.	PLAYER	POS	HT	WT	COLLEGE/COUNTRY	EXP.
13	Corey Brewer	F	6-9	188	Florida/USA	5
21	Wilson Chandler	F	6-8	225	DePaul/USA	5
35	Kenneth Faried	F	6-8	228	Morehead St./USA	1
94	Evan Fournier	G	6-6	200	Poitiers/France	R
8	Danilo Gallinari	F	6-10	225	Olimpia Milano/Italy	4
1	Jordan Hamilton	G/F	6-8	220	Texas/USA	1
9	Andre Iguodala	G/F	6-6	207	Arizona/USA	8
41	Kosta Koufos	C	7-0	265	Ohio State/USA	4
3	Ty Lawson	G	5-11	195	North Carolina/USA	3
34	JaVale McGee	C	7-0	252	Nevada-Reno/USA	4
30	Quincy Miller	F	6-9	210	Baylor/USA	R
24	Andre Miller	G	6-2	200	Utah/USA	13
25	Timofey Mozgov	C	7-1	250	Khimki Moscow/Russia	2
15	Anthony Randolph	F	6-11	225	LSU/USA	4
10	Julyan Stone	G	6-6	200	UTEP/USA	1

Head Coach: George Karl (North Carolina)
Assistant Coaches: Melvin Hunt (Baylor), Chad Iske (Kansas)
 John Welch (UNLV), Ryan Bowen (Iowa),
 Patrick Mutombo (Metropolitan State College of Denver),
 Vance Walberg (Cal-State Bakersfield)
Asst. Coach/Strength & Conditioning: Steve Hess (Ithaca)
Athletic Trainer: Jim Gillen (Ft. Hays State)
Asst. Athletic Trainer/Strength & Conditioning: Dan Shimensky (Central Washington)
Asst. Strength & Conditioning Coach: Felipe Eichenberger (NW Oklahoma State)

NUGGETS 2012-13 TEAM HIGHS & LOWS

	HIGH	LOW		HIGH	LOW
Points	132 vs. HOU, 4/6	72 @ MEM, 12/29	Free-Throw Percentage	.889 (24-27) vs. POR, 4/14	.455 (5-11) @ PHI, 10/31
Field Goals Made	54 vs. HOU, 4/6*	29 @ MEM, 12/29	Total Rebounds	65 (2) @ BOS, 2/10 (30T)	32 vs. NOH, 2/1
Field Goals Attempted	113 (2) @ BOS, 2/10 (30T)*	68 @ MEM, 12/29	Offensive Rebounds	23 (2) vs. TOR, 12/3*	5 @ NYK, 12/9
Field Goal Percentage	.581 (50-86) vs. CHI, 2/7	.375 (33-88) @ PHI, 10/31	Defensive Rebounds	50 @ BOS, 2/10 (30T)	23 vs. PHI, 3/21
Three-Pointers Made	13 vs. SAC, 1/26	0 @ POR, 12/20*	Assists	40 vs. HOU, 4/6	13 @ MIA, 11/12
Three-Pointers Attempted	31 vs. SAC, 1/26	10 vs. MEM, 12/14	Steals	16 @ POR, 2/20 (OT)	2 @ PHX, 11/12
Three-Point Percentage	.706 (12-17) @ BKN, 2/13	.000 (0-22) POR, 12/20*	Turnovers	23 vs. OKC, 1/20 (OT)	7 vs. BOS, 2/19
Free-Throws Made	32 @ MIL, 4/15	5 @ PHI, 10/31	Blocked Shots	12 (4) vs. MIL, 2/5	1 @ LAL, 11/30
Free-Throws Attempted	46 @ MIL, 4/15	11 @ PHI, 10/31	Personal Fouls	33 vs. OKC, 1/20 (OT)	7 vs. ORL, 1/9

OPPONENTS 2012-13 TEAM HIGHS & LOWS

	HIGH	LOW		HIGH	LOW
Points	126 @ SAS, 11/17	78 by LAC, 1/1	Free-Throw Percentage	.913 (21-23) @ TOR, 2/12	.529 (9-17) vs. SAC, 3/23
Field Goals Made	48 vs. MIL, 2/5	30 (3) by MEM, 3/15	Total Rebounds	54 @ GSW, 11/10 (20T)	29 by MIA, 11/15
Field Goals Attempted	108 @ BOS, 2/10 (30T)	72 by NOH, 2/1	Offensive Rebounds	24 vs. BKN, 3/29	5 by MIA, 11/15
Field Goal Percentage	54.0 (47-87) @ LAL, 11/30	.353 (21-60) by MEM, 3/15	Defensive Rebounds	43 @ BOS, 2/10 (30T)	18 by CHI, 2/7
Three-Pointers Made	17 @ LAL, 11/30	2 (2) by CHA, 2/23	Assists	34 @ BOS, 2/10 (30T)	12 by CLE, 1/11
Three-Pointers Attempted	36 @ POR, 12/20	11 by CHA, 2/23	Steals	15 @ HOU, 1/7	2 (2) by MIN, 1/3
Three-Point Percentage	.583 (2) (16-27) @ BKN, 2/13	.143 (2-14) by MIN, 12/12	Turnovers	23 (3) vs. POR, 4/14	6 by PHX, 11/12
Free-Throws Made	40 vs. OKC, 1/20 (OT)	4 by MEM, 12/29	Blocked Shots	14 by CHA, 12/22	1 by SAC, 12/16
Free-Throws Attempted	48 vs. OKC, 1/20 (OT)	7 by MEM, 12/29	Personal Fouls	30 (2) by TOR, 12/3	14 (2) by MIA, 11/15

* Denotes NBA High/Low



2012-13 GAME-BY-GAME RESULTS (57-25)

NO.	DATE	OPPONENT	W-L	SCORE	HOME	ROAD	TOTAL	DEN. HIGH SCORER	OPP. HIGH SCORER	ATTEND.
1	10/21	@Philadelphia	L	75-94	0-0	0-1	0-1	Lawson-16	Haves-16	19,101
2	11/2	@Orlando	L	89-102	0-0	0-2	0-2	Gallinari-23	Davis-29	18,846
3	11/3	@Miami	L	116-119	0-0	0-3	0-3	Iguodala-22, Faried-22	Bosh-40	20,104
4	11/6	DETROIT	W	109-97	1-0	0-3	1-3	Iguodala-17	Monroe-27	19,155
5	11/7	@Houston	W	93-87	1-0	1-3	2-3	Lawson-21	Delfino-19	13,372
6	11/9	UTAH	W	104-84	2-0	1-3	3-3	Brewer-20	Hayward-15	15,523
7	11/10	@Golden State	W	107-101(20T)	2-0	2-3	4-3	Gallinari-21	Thompson-23	19,596
8	11/12	@Phoenix	L	100-110	2-0	2-4	4-4	Iguodala-17	Dragic-21	14,060
9	11/15	MIAMI	L	93-98	2-1	2-4	4-5	A. Miller-19	James-27	19,155
10	11/17	@San Antonio	L	100-126	2-1	2-5	4-6	Gallinari-15	Ginobili-20	18,581
11	11/19	@Memphis	W	97-92	2-1	3-5	5-6	Gallinari-26	Gay-22	15,111
12	11/21	@Minnesota	W	101-94	2-1	4-5	6-6	Gallinari-19	Love-34	16,879
13	11/23	GOLDEN STATE	W	102-91	3-1	4-5	7-6	Iguodala-29	Lee-21	18,523
14	11/25	NEW ORLEANS	W	102-84	4-1	4-5	8-6	Iguodala-23	Roberts-17	15,402
15	11/26	@Utah	L	103-105	4-1	4-6	8-7	Faried-21	Jefferson-28	18,776
16	11/29	@Golden State	L	105-106	4-1	4-7	8-8	Iguodala-22	Lee-31	17,627
17	11/30	@L.A. Lakers	L	103-122	4-1	4-8	8-9	Gallinari-19	Jamison-33	18,997
18	12/3	TORONTO	W	113-110	5-1	4-8	9-9	Brewer-19	Lowry-24	15,221
19	12/5	@Atlanta	L	104-108	5-1	4-9	9-10	Lawson-32	Horford-25	14,101
20	12/7	@Indiana	W	92-89	5-1	5-9	10-10	McGee-20, Brewer-20	George-22	15,289
21	12/9	@New York	L	106-112	5-1	5-10	10-11	Lawson-23	Anthony-34	19,033
22	12/11	@Detroit	W	101-94	5-1	6-10	11-11	Lawson-26	Knight-20	10,265
23	12/12	@Minnesota	L	105-108	5-1	6-11	11-12	Faried-26	Pekovic-22	16,444
24	12/14	MEMPHIS	W	99-94	6-1	6-11	12-12	Iguodala-20	Gay-21	16,367
25	12/16	@Sacramento	W	122-97	6-1	7-11	13-12	McGee-19	Thomas-20	13,327
26	12/18	SAN ANTONIO	W	112-106	7-1	7-11	14-12	Gallinari-28	Duncan-31	17,092
27	12/20	@Portland	L	93-101	7-1	7-12	14-13	Lawson-13, Iguodala-13	Batum-22	19,382
28	12/22	CHARLOTTE	W	110-88	8-1	7-12	15-13	Brewer-13	Sessions-23	17,555
29	12/25	@L.A. Clipper	L	100-112	8-1	7-13	15-14	Hamilton-16, Koufos-16	Crawford-22	19,346
30	12/26	L.A. LAKERS	W	126-114	9-1	7-13	16-14	Brewer-27	Bryant-40	19,155
31	12/28	@Dallas	W	106-85	9-1	8-13	17-14	Gallinari-39	Mayo-15	20,439
32	12/29	@Memphis	L	72-81	9-1	8-14	17-15	Iguodala-12, McGee-12	Gay-19	17,707
33	1/1	L.A. CLIPPERS	W	92-78	10-1	8-14	18-15	Brewer-12	Bledsoe-12, Griffin-12	19,155
34	1/3	MINNESOTA	L	97-101	10-2	8-14	18-16	Gallinari-17	Barese-17, Shved-17	16,921
35	1/5	UTAH	W	110-91	11-2	8-14	19-16	Gallinari-26	Millisap-15	19,155
36	1/6	@L.A. Lakers	W	112-105	11-2	9-14	20-16	Lawson-21	Bryant-29	18,997
37	1/9	ORLANDO	W	108-105	12-2	9-14	21-16	Lawson-19, Faried-19	Nelson-20	15,084
38	1/11	WASHINGTON	W	98-91	13-2	9-14	22-16	Gallinari-23	Irving-28	16,445
39	1/13	GOLDEN STATE	W	116-105	14-2	9-14	23-16	Gallinari-21	Curry-29	15,861
40	1/15	PORTLAND	W	115-111(OT)	15-2	9-14	24-16	Gallinari-25	Alridge-30	15,521
41	1/16	@Oklahoma City	L	97-117	15-2	9-15	24-17	Koufos-16	Westbrook-32	18,203
42	1/18	WASHINGTON	L	108-112	15-3	9-15	24-18	Lawson-29	Beal-32	16,523
43	1/20	OKLAHOMA CITY	W	121-118(OT)	16-3	9-15	25-18	Brewer-26	Durant-37	19,155
44	1/23	@Houston	W	105-95	16-3	10-15	26-18	Lawson-21	Harden-23	16,867
45	1/26	SACRAMENTO	W	121-93	17-3	10-15	27-18	Lawson-26	Brooks-16	17,651
46	1/28	INDIANA	W	102-101	18-3	10-15	28-18	Gallinari-27	George-23	16,032
47	1/30	HOUSTON	W	118-110	19-3	10-15	29-18	Gallinari-27	Lin-22	17,399
48	2/1	NEW ORLEANS	W	113-98	20-3	10-15	30-18	Iguodala-24	Anderson-21	17,221
49	2/5	MILWAUKEE	W	112-104	21-3	10-15	31-18	Gallinari-22, Lawson-22	Dalembert-35	15,772
50	2/7	CHICAGO	W	128-96	22-3	10-15	32-18	Chandler-24	Cook-19	19,325
51	2/9	@Cleveland	W	111-103	22-3	11-15	33-18	Gallinari-19	Irving-26	20,562
52	2/10	@Boston	L	114-118(3OT)	22-3	11-16	33-19	Lawson-29	Pierce-27	18,624
53	2/12	@Toronto	L	108-109	22-3	11-17	33-20	Lawson-29	DeRozan-22	16,738
54	2/13	@Brooklyn	L	108-119	22-3	11-18	33-21	Lawson-26	J. Johnson-26	17,251
55	2/19	BOSTON	W	97-90	23-3	11-18	34-21	Gallinari-26, Lawson-26	Green-20	19,155
56	2/22	@Washington	L	113-119	23-3	11-19	34-22	Lawson-27	Okafor-17, Beal-17	16,527
57	2/23	@Charlotte	W	113-99	23-3	12-19	35-22	Lawson-20	Walker-24	18,481
58	2/25	L.A. LAKERS	W	119-108	24-3	12-19	36-22	Chandler-23	Bryant-29	19,155
59	2/27	@Portland	W	111-109	24-3	13-19	37-22	Lawson-30	Lillard-26	20,077
60	3/1	OKLAHOMA CITY	W	105-103	25-3	13-19	38-22	Chandler-35	Westbrook-38	19,521
61	3/4	ATLANTA	W	104-88	26-3	13-19	39-2	Brewer-22	Horford-18	17,554
62	3/5	@Sacramento	W	120-113	26-3	14-19	40-22	Lawson-24	Thornton-32	11,823
63	3/7	L.A. CLIPPERS	W	107-92	27-3	14-19	41-22	Lawson-21	Barnes-19	18,857
64	3/9	MINNESOTA	W	111-88	28-3	14-19	42-22	Lawson-32	Gelabale-19	18,823
65	3/11	@Phoenix	W	108-93	28-3	15-19	43-22	Koufos-22	Johnson-18	15,597
66	3/13	NEW YORK	W	117-94	29-3	15-19	44-22	Chandler-24	Shumpert-20	19,155
67	3/15	MEMPHIS	W	87-80	30-3	15-19	45-22	Koufos-18	Randolph-18	19,408
68	3/18	@Chicago	W	119-118(OT)	30-3	16-19	46-22	Chandler-35	Robinson-34	22,138
69	3/19	@Oklahoma City	W	114-104	30-3	17-19	47-22	Lawson-25	Durant-34	18,203
70	3/21	PHILADELPHIA	W	101-100	31-3	17-19	48-22	Brewer-29	Wilkins-24	19,155
71	3/23	SACRAMENTO	W	101-95	32-3	17-19	49-22	Gallinari-19	Cousins-24	19,155
72	3/25	@New Orleans	L	86-110	32-3	17-20	49-23	Gallinari-24	Anderson-23	11,185
73	3/27	@San Antonio	L	99-100	32-3	17-21	49-24	McGee-21	Duncan-23	18,581
74	3/29	BROOKLYN	W	109-87	33-3	17-21	50-24	Fournier-19	D. Williams-19	19,155
75	4/3	@Utah	W	113-96	33-3	18-21	51-24	Gallinari-21	Hayward-18	19,654
76	4/4	DALLAS	W	95-94	34-3	18-21	52-24	Brewer-23	B. Wright-16	19,155
77	4/6	HOUSTON	W	132-114	35-3	18-21	53-24	Brewer-22	Lin-23	19,155
78	4/10	SAN ANTONIO	W	96-86	36-3	18-21	54-24	Chandler-29	Duncan-17, Neal-17	16,651
79	4/12	@Dallas	L	105-108(OT)	36-3	18-22	54-25	Iguodala-18, Chandler-18	Carter-22, Nowitzki-22	20,368
80	4/14	PORTLAND	W	118-109	37-3	18-22	55-25	Brewer-18	Lillard-30	19,155
81	4/15	@Milwaukee	W	112-111	37-3	19-22	56-25	Lawson-26	Ellis-38	16,517
82	4/17	PHOENIX	W	118-98	38-3	19-22	57-25	Chandler-21	Scola-17	17,539





2013-14 SEASON

SEASON BY SEASON

2013-14 ROSTER

NO.	PLAYER	POS	HT	WT	COLLEGE/COUNTRY	EXP.
00	Darrell Arthur	F	6-9	235	Kansas/USA	4
0	Aaron Brooks	G	6-0	161	Oregon/USA	5
21	Wilson Chandler	F	6-8	225	DePaul/USA	6
35	Kenneth Faried	F	6-8	228	Morehead St./USA	2
94	Evan Fournier	G	6-6	200	Poitiers/France	1
4	Randy Foye	G	6-4	213	Villanova/USA	7
8	Danilo Gallinari	F	6-10	225	Olimpia Milano/Italy	5
7	JJ Hickson	F	6-9	242	North Carolina State/USA	5
3	Ty Lawson	G	5-11	195	North Carolina/USA	4
34	JaVale McGee	C	7-0	252	Nevada-Reno/USA	5
30	Quincy Miller	F	6-9	220	Baylor/USA	1
25	Timofey Mozgov	C	7-1	250	Khimki Moscow/Russia	3
15	Anthony Randolph	F	6-11	225	LSU/USA	5
10	Nate Robinson	G	5-9	180	Washington/USA	8
24	Jan Vesely	F	6-11	240	Partizan Belgrade/Czech Republic	2

Head Coach: Brian Shaw (UC Santa Barbara)
Assistant Coaches: Lester Conner (Oregon State), Melvin Hunt (Baylor)
 Patrick Mutombo (Metropolitan State University of Denver)
 Noel Gillespie (Wisconsin Whitewater), Chris Farr (Cal State Hayward)
Asst. Coach/Strength & Conditioning: Steve Hess (Ithaca)
Athletic Trainer: Jim Gillen (Ft. Hays State)
Asst. Athletic Trainer/Strength & Conditioning: Dan Shimensky (Central Washington)
Asst. Strength & Conditioning Coach: Felipe Eichenberger (NW Oklahoma State)

NUGGETS 2013-14 TEAM HIGHS & LOWS

	HIGH	LOW		HIGH	LOW
Points	137 (2) vs. NOP, 4/2	75 @ WAS, 12/9	Free-Throw Percentage	.909 (10-11) vs. MIA, 12/30	.545(3) (12-22) @ CHI, 2/21
Field Goals Made	54 vs. LAL, 3/7	28 @ IND, 2/10	Total Rebounds	64 vs. POR, 2/25	25 @ MEM, 12/28
Field Goals Attempted	1107 @ HOU, 4/6 (OT)	70 @ MEM, 12/28	Offensive Rebounds	27 vs. POR, 2/25	5 (2) vs. IND, 1/25
Field Goal Percentage	.565 (52-99) vs. NOP, 4/2	.315 (28-89) @ IND, 2/10	Defensive Rebounds	42 (3) @ ATL, 3/15	19 @ MEM, 12/28
Three-Pointers Made	15 (3) vs. NOP, 4/2	3 vs. GSW, 12/23	Assists	36 vs. LAL, 3/7	11 @ BOS, 12/6
Three-Pointers Attempted	37 vs. CLE, 1/17	13 vs. GSW, 12/23	Steals	15 vs. WAS, 3/23	3 (2) @ IND, 2/10
Three-Point Percentage	.583 (14-24) vs. LAL, 3/7	.179 (5-28) PHO, 2/18	Turnovers	27 @ NOP, 4/2 (OT)	5 vs. POR, 11/1
Free-Throws Made	31 (2) vs. LAC, 2/3	8 @ WAS, 12/9	Blocked Shots	12 (2) vs. NOP, 4/2	0 (2) @ NYK, 2/7
Free-Throws Attempted	44 vs. LAC, 2/3	13 (3) @ HOU, 4/6 (OT)	Personal Fouls	37 vs. MIN, 3/3	16 (3) @ ORL, 3/9/12

OPPONENTS 2013-14 TEAM HIGHS & LOWS

	HIGH	LOW		HIGH	LOW
Points	133 by SAS, 3/28	74 @ WAS, 12/9	Free-Throw Percentage	1.000 (2) (13-13) @ ORL, 3/12	.566(2) (10-18) vs. GS, 12/23
Field Goals Made	55 by SAS, 3/28	28 by POR, 2/25	Total Rebounds	58 (2) @ CLE, 12/4	31 by MIA, 12/30
Field Goals Attempted	103 by POR, 11/1	67 by MIA, 12/30	Offensive Rebounds	22 by CHI, 11/21	5 by MIA, 12/30
Field Goal Percentage	.575 (46-80) @ IND, 2/10	.363 (30-83) by OKC, 1/9	Defensive Rebounds	46 by CHA, 1/29	23 by NOP, 12/15
Three-Pointers Made	15 by HOU, 4/9	2 (4) by UTA, 4/12	Assists	37 by SAS, 3/28	11 (2) by OKC, 1/9
Three-Pointers Attempted	40 by HOU, 4/9	9 by MEM, 3/31	Steals	16 @ NYK, 2/7	3 by POR, 11/1
Three-Point Percentage	.636 (14-22) by POR, 11/1	.125 (2-16) @ BKN, 12/3	Turnovers	24 (3) by WAS, 3/23	7 by POR, 11/1
Free-Throws Made	52 by MIN, 3/3	5 @ WAS, 12/9	Blocked Shots	13 (2) @ NOP, 3/9 (OT)	0 by MIN, 3/3
Free-Throws Attempted	64 by MIN, 3/3	9 (2) by DAL, 3/5	Personal Fouls	33 @ OKC, 3/24	10 @ CLE, 12/4

* Denotes NBA High/Low



2013-14 GAME-BY-GAME RESULTS (36-46)

NO.	DATE	OPPONENT	W-L	SCORE	HOME	ROAD	TOTAL	DEN. HIGH SCORER	OPP. HIGH SCORER	ATTEND.
1	Oct 30	@Sacramento	L	88-90	0-0	0-1	0-1	Lawson-20	Cousins-30	17,317
2	Nov 1	PORTLAND	L	98-113	0-1	0-1	0-2	Robinson-24	Aldridge-30	19,155
3	Nov 5	SAN ANTONIO	L	94-102	0-2	0-1	0-3	Lawson-20	Parker-24	15,721
4	Nov 7	ATLANTA	W	109-107	1-2	0-1	1-3	Lawson-23	Millisp-29	15,404
5	Nov 8	@Phoenix	L	103-114	1-2	0-2	1-4	Lawson-29	Mark. Morris-28	15,145
6	Nov 11	@Utah	W	100-81	1-2	1-2	2-4	Lawson-17	Hayward-22	16,866
7	Nov 13	L.A. LAKERS	W	111-99	2-2	1-2	3-4	Mozgov-23	Gasol-25	17,824
8	Nov 15	MINNESOTA	W	117-113	3-2	1-2	4-4	Chandler-19	Love-28	17,142
9	Nov 16	@Houston	L	111-122	3-2	1-3	4-5	Lawson-28	Howard-25	18,147
10	Nov 18	@Oklahoma City	L	113-115	3-2	1-4	4-6	Lawson-29	Durant-30	18,203
11	Nov 21	CHICAGO	W	97-97	4-2	1-4	5-6	Hamilton-17	Rose-19	18,422
12	Nov 23	DALLAS	W	102-100	5-2	1-4	6-6	Lawson-20	Nowitzki-27	17,841
13	Nov 25	@Dallas	W	110-96	5-2	2-4	7-6	Hickson-22	Ellis-22	19,677
14	Nov 27	@Minnesota	W	117-110	5-2	3-4	8-6	Lawson-23	Martin-29	14,244
15	Nov 29	NEW YORK	W	97-95	6-2	3-4	9-6	Lawson-22	Anthony-27	19,155
16	Dec 1	@Toronto	W	112-98	6-2	4-4	10-6	Robinson-23	Gay-23	16,290
17	Dec 3	@Brooklyn	W	111-87	6-2	5-4	11-6	Mozgov-17	Johnson-22	17,732
18	Dec 4	@Cleveland	L	88-98	6-2	5-5	11-7	Foye-16	Iving-23	14,842
19	Dec 6	@Boston	L	98-106	6-2	5-6	11-8	Lawson-20	Crawford-22	17,263
20	Dec 7	@Philadelphia	W	103-92	6-2	6-6	12-8	Lawson-20	Wroten-20	13,113
21	Dec 9	@Washington	W	75-74	6-2	7-6	13-8	Chandler-17	Wall-20	13,293
22	Dec 13	UTAH	L	93-103	6-3	7-6	13-9	Hamilton-17, Chandler-17	Hayward-30	15,616
23	Dec 15	NEW ORLEANS	W	102-93	7-3	7-6	14-9	Hickson-19, Chandler-19	Anderson-26	15,111
24	Dec 17	OKLAHOMA CITY	L	93-105	7-4	7-6	14-10	Hickson-20	Durant-30	17,035
25	Dec 20	PHOENIX	L	99-103	7-5	7-6	14-11	Chandler-15	Mark. Morris-25	15,974
26	Dec 21	@L.A. Clipper	L	91-112	7-5	7-7	14-12	Chandler-19	Crawford-27	19,129
27	Dec 23	GOLDEN STATE	L	81-89	7-6	7-7	14-13	Lawson-16	Lee-28	18,551
28	Dec 27	@New Orleans	L	89-105	7-6	7-8	14-14	Chandler-22	Evans-19	18,089
29	Dec 28	@Memphis	L	99-120	7-6	7-9	14-15	Lawson-20	Randolph-20	17,017
30	Dec 30	MIAMI	L	94-97	7-7	7-9	14-16	Lawson-26	James-26	19,155
31	Jan 1	PHILADELPHIA	L	102-114	7-8	7-9	14-17	Hickson-19	Turner-23	16,006
32	Jan 3	MEMPHIS	W	111-108	8-8	7-9	15-17	Lawson-18	Randolph-25	17,608
33	Jan 5	@L.A. Lakers	W	137-115	8-8	8-9	16-17	Robinson-21	Gasol-25	18,997
34	Jan 7	BOSTON	W	129-98	9-8	8-9	17-17	Foye-23	Green-17	16,224
35	Jan 9	OKLAHOMA CITY	W	101-88	10-8	8-9	18-17	Foye-24	Durant-30	17,315
36	Jan 11	ORLANDO	W	120-94	11-8	8-9	19-17	Foye-18	Harris-22	17,947
37	Jan 13	@Utah	L	103-118	11-8	8-10	19-18	Lawson-23	Burks-34	17,232
38	Jan 15	@Golden State	W	123-116	11-8	9-10	20-18	Robinson-24	Lee-28	19,596
39	Jan 17	CLEVELAND	L	109-117	11-9	9-10	20-19	Chandler-23	Iring-23	18,496
40	Jan 19	@Phoenix	L	103-117	11-9	9-11	20-20	Randolph-19	Frye-30	16,211
41	Jan 23	@Portland	L	05-110	11-9	9-12	20-21	Chandler-18	Aldridge-44	20,066
42	Jan 25	INDIANA	W	109-96	12-9	9-12	21-21	Chandler-25	Stephenson-23	19,155
43	Jan 26	@Sacramento	W	125-117	12-9	10-12	22-21	Lawson-27	Thomas-22	15,339
44	Jan 29	CHARLOTTE	L	96-101	12-10	10-12	22-22	Foye-33	Jefferson-35	16,151
45	Jan 31	TORONTO	L	90-100	12-11	10-12	22-23	Hickson-18	DeRozan-19	17,131
46	Feb 3	L.A. CLIPPERS	W	116-115	13-11	10-12	23-23	Fariel-28	Griffin-36	16,567
47	Feb 5	MILWAUKEE	W	110-100	14-11	10-12	24-23	Chandler-24	Middleton-25, Sanders-25	15,122
48	Feb 7	@New York	L	90-117	14-11	10-13	24-24	Lawson-24	Anthony-31	19,812
49	Feb 8	@Detroit	L	109-126	14-11	10-14	24-25	Foye-25	Jennings-35	15,870
50	Feb 10	@Indiana	L	80-119	14-11	10-15	24-26	Chandler-17	West-25	16,124
51	Feb 12	@Minnesota	L	90-117	14-11	10-16	24-27	Hamilton-16	Love-32	12,139
52	Feb 18	PHOENIX	L	107-112(OT)	14-12	10-16	24-28	Fournier-25	Green-36	16,461
53	Feb 20	@Milwaukee	W	101-90	14-12	11-16	25-28	Fariel-26	Butler-17	11,186
54	Feb 21	@Chicago	L	89-117	14-12	11-17	25-29	Foye-23	Augustin-22	21,621
55	Feb 23	SACRAMENTO	L	95-109	14-13	11-17	25-30	Foye-27, Fournier-27	Thomas-33	16,263
56	Feb 25	PORTLAND	L	95-100	14-14	11-17	25-31	Foye-17	Lillard-31	16,058
57	Feb 27	BROOKLYN	L	89-112	14-15	11-17	25-32	Foye-15	Pierce-18	14,826
58	Mar 1	@Portland	L	96-102	14-15	11-18	25-33	Fournier-16, Foye-16	Lopez-18	20,068
59	Mar 3	MINNESOTA	L	128-132	14-16	11-18	25-34	Fariel-16	Love-33	15,240
60	Mar 5	DALLAS	W	115-110	15-16	11-18	26-34	Chandler-21	Nowitzki-27	14,541
61	Mar 7	L.A. LAKERS	W	134-126	16-16	11-18	27-34	Fariel-32	Gasol-27	18,248
62	Mar 9	@New Orleans	L	107-111(OT)	16-16	11-19	27-35	Fariel-22	Davis-32	17,115
63	Mar 10	@Charlotte	L	98-105	16-16	11-20	27-36	Lawson-24	Jefferson-26	14,312
64	Mar 12	@Orlando	W	120-112	16-16	12-20	28-36	Fariel-26	Afflalo-24	16,097
65	Mar 14	@Miami	W	111-107	16-16	13-20	29-36	Fariel-24	Allen-22	19,600
66	Mar 15	@Miami	L	92-97	16-16	13-21	29-37	Fariel-25	Millisp-24	16,921
67	Mar 17	L.A. CLIPPERS	W	110-100	17-16	13-21	30-37	Hickson-21	Paul-29	16,553
68	Mar 19	DETROIT	W	118-109	18-16	13-21	31-37	Brooks-27	Monroe-22	16,671
69	Mar 21	@Dallas	L	106-122	18-16	13-22	31-38	Hickson-18	Ellis-26	20,188
70	Mar 23	WASHINGTON	W	105-102	19-16	13-22	32-38	Fariel-20	Beal-21	18,324
71	Mar 24	@Oklahoma City	L	96-117	19-16	13-23	32-39	Lawson-25	Durant-27	18,203
72	Mar 26	@San Antonio	L	103-108	19-16	13-24	32-40	Brooks-25	Duncan-29	17,949
73	Mar 28	SAN ANTONIO	L	102-133	19-17	13-24	32-41	Foye-20	Bellini-27	19,155
74	Mar 31	MEMPHIS	L	92-94	19-18	13-24	32-42	Mozgov-23	Randolph-20	14,570
75	Apr 2	NEW ORLEANS	W	117-107	20-18	13-24	33-42	Fariel-34	Evans-27	14,783
76	Apr 4	@Memphis	L	92-100	20-18	13-25	33-43	Foye-21	Gasol-24	17,011
77	Apr 6	@Houston	L	125-130(OT)	20-18	13-26	33-44	Fournier-26	Harden-32	18,325
78	Apr 9	HOUSTON	W	123-116	21-18	13-26	34-44	Foye-30	Lin-18	15,322
79	Apr 10	@Golden State	W	100-99	21-18	14-26	35-44	Mozgov-23	Curry-24	19,596
80	Apr 12	UTAH	W	101-94	22-18	14-26	36-44	Foye-26	Hayward-23	18,832
81	Apr 15	@L.A. Clipper	L	105-117	22-18	14-27	36-45	Fariel-21	Griffin-24	19,330
82	Apr 16	GOLDEN STATE	L	112-116	22-19	14-27	36-46	Foye-32	Crawford-41	17,232





2014-15 SEASON

SEASON BY SEASON

2014-15 ROSTER

NO.	PLAYER	POS	HT	WT	COLLEGE/COUNTRY	EXP.
00	Darrell Arthur	F	6-9	235	Kansas/USA	5
5	Will Barton	F	6-6	174	Memphis/USA	3
21	Wilson Chandler	F	6-8	225	DePaul/USA	7
20	Ian Clark	G	6-3	173	Belmont/USA	1
35	Kenneth Faried	F	6-8	228	Morehead St./USA	3
4	Randy Foye	G	6-4	213	Villanova/USA	8
22	Jamaal Franklin	G	6-5	190	San Diego State/USA	1
8	Danilo Gallinari	F	6-10	225	Olimpia Milano/Italy	6
11	Erick Green	G	6-4	184	Virginia Tech/USA	R
14	Gary Harris	G	6-4	210	Michigan State/USA	R
7	JJ Hickson	F	6-9	242	North Carolina State/USA	6
77	Joffrey Lauvergne	F	6-11	240	BC Khimki/France	R
3	Ty Lawson	G	5-11	195	North Carolina/USA	5
28	Jameer Nelson	G	6-0	190	Saint Joseph's/USA	10
23	Jusuf Nurkic	C	7-0	290	Cedevita Zagreb/Bosnia & Herzegovina	R

Interim Head Coach: Melvin Hunt (Baylor)
Assistant Coaches: Patrick Mutombo (Metropolitan State University of Denver)
 Noel Gillespie (Wisconsin Whitewater), John Beckett (Eckerd College),
 Corsley Edwards (Central Connecticut State)
Asst. Coach/Strength & Conditioning: Steve Hess (Ithaca)
Athletic Trainer: Dan Shimensky (Central Washington)
Asst. Athletic Trainer/Strength & Conditioning: Jason Miller (Iowa)
Asst. Strength & Conditioning Coach: Felipe Eichenberger (NW Oklahoma State)

NUGGETS 2014-15 TEAM HIGHS & LOWS

	HIGH	LOW		HIGH	LOW
Points	143 vs. DAL, 4/10 (20T)	69 @ MEM, 1/29	Free-Throw Percentage	.917 (11-12) @ UTA, 4/1	.480 (12-25) @ DAL, 1/16
Field Goals Made	53 vs. DAL, 4/10 (20T)	28 vs. UTA, 2/27	Total Rebounds	62 vs. MIN, 12/26	32 @ SAC, 11/5
Field Goals Attempted	125 vs. DAL, 4/10 (20T)	74 vs. ORL, 1/5	Offensive Rebounds	27 vs. DAL, 4/10 (20T)	4 @ LAL, 2/10
Field Goal Percentage	.553 (47-85) @ SAC, 1/9	.330 (31-94) vs. BKN, 2/23	Defensive Rebounds	43 @ LAL, 11/23 (OT)	20 vs. UTA, 2/27
Three-Pointers Made	15 vs. DAL, 4/10 (20T)	2 (3) @ MEM, 1/29	Assists	32 vs. SAC, 4/12	11 @ CHA, 12/22
Three-Pointers Attempted	43 vs. DAL, 4/10 (20T)	13 @ POR 11/9	Steals	15 vs. SAC, 4/12	1 vs. MIN, 12/26
Three-Point Percentage	.588 (10-17) @ NOP, 1/28	.077 (2-26) @ MEM, 1/29	Turnovers	21 (4) @ GSW, 4/15	6 @ UTA, 4/1
Free-Throws Made	32 vs. PHX, 11/28	5 @ NOP, 1/28	Blocked Shots	10 (2) vs. NOP, 11/21	0 (3) @ LAC, 4/13
Free-Throws Attempted	38 @ LAL, 11/23	7 @ NOP, 1/28	Personal Fouls	37 @ SAC, 11/5	13 vs. UTA, 2/27

OPPONENTS 2014-15 TEAM HIGHS & LOWS

	HIGH	LOW		HIGH	LOW
Points	144 by DAL, 4/10 (20T)	73 by IND, 12/20	Free-Throw Percentage	.926 (25-27) by ATL, 3/11	.500 (11-22) @ IND 11/4
Field Goals Made	57 by DAL, 4/10 (20T)	27 by IND, 12/20	Total Rebounds	65 by PHX, 2/25*	32 (2) by SAC, 4/12
Field Goals Attempted	109 by DAL, 4/10 (20T)	68 by UTA, 2/27	Offensive Rebounds	23 by PHX, 2/25	3 @ SAS, 3/6
Field Goal Percentage	.574 (39-68) by UTA, 2/27	.307 (27-88) by IND, 12/20	Defensive Rebounds	47 by CHA, 1/31	25 by PHX, 11/28
Three-Pointers Made	16 (2) by POR, 11/12	0 by CHA, 1/31	Assists	39 by DAL, 4/10 (20T)	14 (2) @ MEM, 3/16
Three-Pointers Attempted	37 by DAL, 1/14	9 (2) @ MEM, 3/16	Steals	14 (2) by PHX, 3/25	1 by MIA, 12/10
Three-Point Percentage	.560 (14-25) by LAL, 12/30	.000 (0-11) by CHA, 1/31	Turnovers	23 by UTA, 2/27	6 by TOR, 12/28
Free-Throws Made	40 by SAC, 11/3	9 by MEM, 1/3	Blocked Shots	18 @ CHI, 1/1	0 (2) by SAC, 4/12
Free-Throws Attempted	50 @ SAC, 11/5	13 by MEM, 1/3	Personal Fouls	30 @ SAC, 11/5	11 @ MEM, 1/29

* Denotes NBA High/Low



2014-15 GAME-BY-GAME RESULTS (36-46)

NO.	DATE	OPPONENT	W-L	SCORE	HOME	ROAD	TOTAL	DEN. HIGH SCORER	OPP. HIGH SCORER	ATTEND.
1	Oct 29	DETROIT	W	89-79	1-0	0-0	1-0	Fariad-22	Smith-25	17,136
2	Nov 1	@Oklahoma City	L	91-102	1-0	0-1	1-1	Lawson-25	Isaka-23	16,203
3	Nov 3	SACRAMENTO	L	105-110	1-1	0-1	1-2	Afflalo-16	Collison-21	12,516
4	Nov 5	@Sacramento	L	109-131	1-1	0-2	1-3	Foye-19	Cousins-30	14,539
5	Nov 7	CLEVELAND	L	101-110	1-2	0-2	1-4	Foye-28	James-22	19,623
6	Nov 9	@Portland	L	100-116	1-2	0-3	1-5	Fariad-19	Alridge-28	19,055
7	Nov 12	PORTLAND	L	113-130	1-3	0-3	1-6	Lawson-32	Lillard-27	12,611
8	Nov 14	@Indiana	W	108-87	1-3	1-3	2-6	Afflalo-17	Price-14	16,286
9	Nov 16	@New York	L	93-109	1-3	1-4	2-7	Afflalo-18	J.R. Smith-28	19,812
10	Nov 17	@Cleveland	W	106-97	1-3	2-4	3-7	Lawson-24	James-22	20,562
11	Nov 19	OKLAHOMA CITY	W	107-100	2-3	2-4	4-7	Chandler-21	Isaka-22	14,140
12	Nov 21	NEW ORLEANS	W	117-97	3-3	2-4	5-7	Afflalo-19	Davis-18	15,232
13	Nov 23	@L.A. Lakers	W	101-94(OT)	3-3	3-4	6-7	Chandler-19	Bryant-27	18,997
14	Nov 25	CHICAGO	W	114-109	4-3	3-4	7-7	Lawson-20	Butler-32	17,033
15	Nov 26	@Phoenix	L	112-120	4-3	3-5	7-8	Chandler-19	Green-24	16,099
16	Nov 28	PHOENIX	W	122-97	5-3	3-5	8-8	Afflalo-22	Bledsoe-16	15,509
17	Dec 1	@Utah	W	103-101	5-3	4-5	9-8	Lawson-15	Hayward-25	16,768
18	Dec 2	PORTLAND	L	103-105	5-4	4-5	9-9	Lawson-24	Alridge-39	12,822
19	Dec 5	@Washington	L	89-119	5-4	4-6	9-10	Chandler-20	Humphries-20	19,451
20	Dec 7	@Atlanta	L	84-96	5-4	4-7	9-11	Chandler-29	Millisp-23	12,143
21	Dec 8	@Toronto	L	107-112(OT)	5-4	4-8	9-12	Afflalo-25	Williams-26	19,800
22	Dec 10	MIAMI	W	102-82	6-4	4-8	10-12	Chandler-17	Bosh-14	13,433
23	Dec 13	@Houston	L	96-108	6-4	4-9	10-13	Arthur-20	Howard-26	18,136
24	Dec 14	SAN ANTONIO	L	91-99	6-5	4-9	10-14	Afflalo-31	Leonard-18	16,544
25	Dec 17	HOUSTON	L	111-115(OT)	6-6	4-9	10-15	Chandler-23	Harden-41	12,107
26	Dec 19	L.A. CLIPPERS	W	109-108	7-6	4-9	11-15	N. Robinson-20	Griffin-32	15,030
27	Dec 20	INDIANA	W	76-73	8-6	4-9	12-15	Gallinari-19	West-19	14,125
28	Dec 22	@Charlotte	L	82-110	8-6	4-10	12-16	Lawson-18	Jefferson-22	16,913
29	Dec 23	@Brooklyn	L	96-102	8-6	4-11	12-17	Lawson-29	Johnson-27	17,080
30	Dec 26	MINNESOTA	W	106-102	9-6	4-11	13-17	Fariad-26	Young-23	14,516
31	Dec 28	TORONTO	L	102-116	9-7	4-11	13-18	Lawson-28	Williams-31	14,216
32	Dec 30	L.A. LAKERS	L	103-111	9-8	4-11	13-19	Lawson-16	Bryant-23	17,248
33	Jan 1	@Chicago	L	101-106	9-8	4-12	13-20	Chandler-22	Butler-26	21,794
34	Jan 3	MEMPHIS	W	114-85	10-8	4-12	14-20	Lawson-25	Gasol-18	16,350
35	Jan 5	@Minnesota	W	110-101	10-8	5-12	15-20	Afflalo-34	Dieng-22	10,386
36	Jan 7	ORLANDO	W	93-90	11-9	5-12	16-20	Lawson-23	Vucovic-20	13,513
37	Jan 9	@Sacramento	W	118-108	11-8	6-12	17-20	Lawson-22	Cousins-32	16,029
38	Jan 14	DALLAS	W	114-107	12-8	6-12	18-20	Lawson-29	Barea-17	14,022
39	Jan 16	@Dallas	L	89-97	12-8	6-13	18-21	Afflalo-16	Nowitzki-25	20,337
40	Jan 17	MINNESOTA	L	105-113	12-9	6-13	18-22	Lawson-22	Wiggins-31	14,821
41	Jan 19	@Golden State	L	79-122	12-9	6-14	18-23	Lawson-19	Thompson-22	19,596
42	Jan 20	SAN ANTONIO	L	99-109	12-10	6-14	18-24	Fariad-26	Parker-18	14,434
43	Jan 23	BOSTON	L	99-100	12-11	6-14	18-25	Nelson-23	Bradley-18	16,133
44	Jan 25	WASHINGTON	L	115-117(OT)	12-12	6-14	18-26	Lawson-31	Humphries-21	15,410
45	Jan 26	@L.A. Clippers	L	98-102	12-12	6-15	18-27	Lawson-19	Crawford-23	19,860
46	Jan 28	@New Orleans	W	93-85	12-12	7-15	19-27	Afflalo-20	Evans-25	16,055
47	Jan 29	@Memphis	L	69-99	12-12	7-16	19-28	Chandler-10	Randolph-15	16,736
48	Jan 31	CHARLOTTE	L	86-104	12-13	7-16	19-29	Gallinari-15	Zeller-21	13,302
49	Feb 3	@Philadelphia	L	98-105	12-13	7-17	19-30	Gallinari-22	Thompson-23	10,290
50	Feb 4	@Boston	L	100-104	12-13	7-18	19-31	Lawson-23	Thornton-17	15,126
51	Feb 6	@Detroit	L	88-98	12-13	7-19	19-32	Lawson-20	Augustin-22	17,035
52	Feb 9	OKLAHOMA CITY	L	114-124	12-14	7-19	19-33	Chandler-23	Durant-40	16,511
53	Feb 10	@L.A. Lakers	W	106-96	12-14	8-19	20-33	Lawson-32	Bozzer-21	18,466
54	Feb 20	@Milwaukee	L	81-89	12-14	8-20	20-34	Chandler-19	Middleton-15	16,110
55	Feb 22	@Oklahoma City	L	94-119	12-14	8-21	20-35	Lawson-17	Westbrook-21	18,203
56	Feb 23	BROOKLYN	L	82-110	12-15	8-21	20-36	Gallinari-22	Lopez-19	13,127
57	Feb 25	PHOENIX	L	96-110	12-16	8-21	20-37	Barton-22	Knight-19	12,813
58	Feb 27	UTAH	L	82-104	12-17	8-21	20-38	Barton-22	Favors-21	15,002
59	Mar 1	NEW ORLEANS	L	92-99	12-18	8-21	20-39	Gallinari-21	Evans-22	13,109
60	Mar 3	MILWAUKEE	W	106-95	13-18	8-21	21-39	Gallinari-26	Ilyasova-21	12,234
61	Mar 4	Minnesota	W	100-85	13-18	9-21	22-39	Fariad-18	Wiggins-20	13,848
62	Mar 6	@San Antonio	L	111-120	13-18	9-21	22-40	Lawson-23	Leonard-25	18,581
63	Mar 7	HOUSTON	L	100-114	13-19	9-22	22-41	Chandler-26	Harden-28	15,231
64	Mar 9	NEW YORK	W	106-78	14-19	9-22	23-41	Fariad-19	Shved-19	14,153
65	Mar 11	ATLANTA	W	115-102	15-19	9-22	24-41	Gallinari-23	Korver-18	13,217
66	Mar 13	GOLDEN STATE	W	114-103	16-19	9-22	25-41	Gallinari-24	Holiday-23	19,155
67	Mar 15	@New Orleans	W	118-111(2OT)	16-19	10-22	26-41	Barton-25	Davis-36	17,248
68	Mar 16	@Memphis	L	81-92	16-19	10-23	26-42	Nelson-24	Randolph-21	16,614
69	Mar 19	@Houston	L	108-118	16-19	10-24	26-43	Foye-23	Harden-50	18,456
70	Mar 20	@Miami	L	91-108	16-19	10-25	26-44	Fariad-20	Wade-22	19,710
71	Mar 22	@Orlando	W	119-100	16-19	11-25	27-44	Gallinari-40	Oladipo-21	15,788
72	Mar 25	PHILADELPHIA	L	85-99	16-20	11-25	27-45	Lawson-19	Covington-25	14,068
73	Mar 27	UTAH	W	107-91	17-20	11-25	28-45	Lawson-18	Hayward-24	15,312
74	Mar 28	@Portland	L	114-120	17-20	11-26	28-46	Nelson-22	Alridge-32	19,769
75	Apr 1	@Utah	L	84-98	17-20	11-27	28-47	Fariad-19	Gobert-20	18,275
76	Apr 3	@San Antonio	L	93-123	17-20	11-28	28-48	Gallinari-20	D. Green-21	18,581
77	Apr 4	L.A. CLIPPERS	L	92-107	17-21	11-28	28-49	Chandler-17	Redick-25	15,566
78	Apr 8	L.A. LAKERS	W	119-101	18-21	11-28	29-49	Fariad-29	Clarkson-27	13,338
79	Apr 10	DALLAS	L	143-144(2OT)	18-22	11-28	29-50	Gallinari-47	Nowitzki-25	14,941
80	Apr 12	SACRAMENTO	W	122-111	19-22	11-28	30-50	Fariad-30	Casspi-22	14,004
81	Apr 13	@L.A. Clipper	L	103-110	19-22	11-29	30-51	Chandler-32	Griffin-22	19,060
82	Apr 15	@Golden State	L	126-133	19-22	11-30	30-52	Gallinari-18	Thompson-25	19,596





SEASON STATS SINCE JOINING THE NBA

SEASON BY SEASON

1976-77 (WON 50, LOST 32)

PLAYER	GP-GS	MIN	FG	FGA	PCT	FT	FTA	PCT	OFF	DEF	TOT	AST	PF	DQ	STL	TO	BLK	PTS	AVG
Thompson	82-82	3001	824	1626	507	477	623	766	138	196	334	337	236	1	114	53	215	25.9	
Issel	79-77	2507	660	1282	515	445	558	797	211	485	696	177	246	7	91	29	1765	22.2	
Jones	82-82	2419	501	879	570	236	329	717	174	504	678	264	238	3	186	162	1238	15.1	
Calvin	76-4	1438	220	544	404	287	338	849	36	60	96	240	127	0	61	3	727	9.6	
Wilkinson	29-4	625	100	225	444	123	144	354	19	30	49	115	53	0	27	1	323	11.1	
Gerard	24-21	456	101	210	481	38	56	679	38	62	100	49	73	1	21	30	240	10.0	
Wise	75-25	1403	237	513	462	142	218	651	76	177	253	142	180	2	60	18	616	8.2	
McClain	72-58	2022	245	551	445	99	133	744	52	177	229	324	255	9	106	13	589	8.2	
Price	81-38	1828	253	567	446	83	103	806	50	181	231	261	247	3	128	20	589	7.3	
Price	55-35	1384	188	422	445	59	74	797	41	143	184	208	181	3	96	14	435	7.9	
Silas	81-1	1959	206	572	360	170	255	667	236	370	606	132	183	0	58	23	582	7.2	
Webster	80-5	1276	198	400	495	143	220	650	152	332	484	62	149	2	23	118	539	6.7	
Williams	21-2	311	35	93	376	30	39	769	8	26	34	44	26	0	8	0	100	4.8	
Beck	53-0	480	107	246	435	36	44	818	45	51	96	33	59	1	15	1	250	4.7	
Taylor	79-18	1548	132	314	420	37	85	569	90	314	211	289	202	0	132	8	301	10.9	
Towe	51-0	409	56	138	406	18	25	720	8	26	34	87	61	0	16	0	130	2.5	
Nuggets	82	19780	3590	7471	481	2053	2783	738	1288	2700	3988	2262	2142	29	953	2011	471	9233	112.6
Opponents	82	19780	3585	7743	463	1635	2231	733	1269	2481	3750	2082	2285	40	941	1944	470	8805	107.4

1977-78 (WON 48, LOST 34)

PLAYER	GP-GS	MIN	FG	FGA	PCT	FT	FTA	PCT	OFF	DEF	TOT	AST	PF	DQ	STL	TO	BLK	PTS	AVG
Thompson	80-80	3025	826	1584	521	520	668	778	156	234	390	362	213	1	92	245	99	2172	27.2
Issel	82-81	2851	659	1287	512	428	547	782	253	577	830	304	279	5	100	259	41	1746	21.3
Jones	75-75	2440	440	761	578	208	277	751	164	472	636	252	221	2	137	194	126	1088	14.6
Taylor	39-39	1222	182	403	452	88	115	765	30	68	98	132	120	1	71	77	9	452	11.6
Wilkinson	81-81	2788	382	936	408	157	210	748	98	376	474	439	275	3	126	294	21	921	11.4
Hillman	78-52	1966	260	710	479	167	286	584	199	378	577	102	260	11	63	81	847	10.9	
Hillman	33-11	746	104	209	498	49	81	805	73	166	239	53	130	4	14	66	7	257	7.8
Roberts	82-16	1598	311	736	423	153	212	722	135	216	351	105	212	1	40	118	7	775	9.5
Simpson	64-17	1323	216	576	375	85	104	817	53	104	157	159	90	1	75	126	7	517	8.1
Simpson	32-0	584	73	230	317	31	40	775	26	49	75	72	42	0	43	48	4	177	5.5
Price	49-7	1090	141	283	493	73	102	493	73	102	158	118	0	0	101	4	333	6.9	
Calvin	77-16	988	147	333	441	173	206	840	11	73	84	148	87	0	46	108	5	467	10.8
Ellis	78-3	1213	133	320	416	72	104	692	114	190	304	73	208	2	49	99	47	338	4.3
LaGarde	77-1	888	96	237	405	114	150	760	75	139	214	47	146	1	17	101	17	306	4.0
Smith	45-0	378	50	97	515	21	24	375	60	36	39	52	4	0	18	4	1	217	2.7
Dorsey	7-0	37	3	12	250	3	5	600	5	15	20	2	3	0	2	3	2	9	1.3
Cook	2-0	10	1	3	333	0	0	000	1	2	3	1	4	0	0	0	0	2	1.0
Nuggets	82	19830	3548	7441	477	2068	2705	765	1177	2736	3913	2187	2116	20	824	1733	422	9164	111.8
Opponents	82	19830	3678	7799	472	1740	2365	736	1267	2546	3813	2248	2220	49	877	1620	524	9095	110.9

1978-79 (WON 47, LOST 35)

PLAYER	GP-GS	MIN	FG	FGA	PCT	FT	FTA	PCT	OFF	DEF	TOT	AST	PF	DQ	STL	TO	BLK	PTS	AVG
Thompson	76-75	2670	693	1353	512	439	583	753	109	165	274	225	180	5	70	186	82	1825	24.0
McGinnis	76-76	2552	603	1273	474	509	765	665	256	608	864	283	321	16	129	346	52	1715	22.6
Issel	81-81	2742	532	1030	517	316	419	754	240	498	738	255	233	6	61	171	45	1380	17.0
Scott	79-79	2617	393	854	460	161	215	749	54	156	210	428	284	12	78	255	30	947	12.0
Wilkinson	80-56	2425	396	869	456	119	173	688	100	314	414	284	190	0	118	196	20	911	11.4
Boswell	79-21	2201	321	603	532	198	284	697	248	290	538	242	263	4	50	185	51	840	10.6
Roberts	63-19	1236	211	498	424	76	110	691	106	152	258	107	142	2	20	65	2	498	7.9
Smith	82-2	1479	184	436	422	159	180	883	41	105	146	208	165	1	58	95	13	527	6.4
Ellis	42-0	269	42	92	457	29	36	806	17	45	62	10	45	0	10	12	13	113	2.7
Hughes	81-1	1086	98	182	538	18	45	400	112	223	335	74	215	2	56	78	102	214	2.6
Hicks	20-0	128	18	43	419	3	5	600	13	15	28	8	20	0	5	13	0	39	2.0
Kuester	33-0	212	16	52	307	13	14	929	5	8	13	37	29	0	18	20	1	45	1.4
Crompton	20-0	88	10	26	385	6	12	500	6	17	23	5	19	0	0	12	3	26	1.3
Nuggets	82	19705	3517	7311	481	2046	2841	720	1307	2596	3903	2166	2106	48	673	1644	414	9080	110.7
Opponents	82	19705	3631	7616	477	1713	2277	752	1220	2427	3647	2173	2261	56	738	1525	465	8975	109.5

1979-80 (WON 30, LOST 52)

PLAYER	GP-GS	MIN	FG	FGA	PCT	FT	FTA	PCT	OFF	DEF	TOT	AST	PF	DQ	STL	TO	BLK	PTS	AVG
Issel	82-82	2938	715	1416	505	517	667	775	236	483	719	198	190	1	88	163	54	1951	23.8
Thompson	39-39	1239	289	617	468	254	335	758	56	118	174	124	106	3	39	116	38	839	21.5
English	78-39	2401	553	1113	497	210	266	789	269	336	605	224	206	0	73	214	62	1318	16.9
English	45-43	875	207	427	485	96	126	1762	102	123	225	82	78	0	28	90	29	512	21.3
McGinnis	24-24	1424	268	584	459	166	307	541	134	328	462	221	187	10	69	188	17	703	15.6
Wilkinson	75-73	2381	430	1030	417	166	222	748	85	231	316	243	194	1	93	193	27	1033	13.8
Roché	82-26	2286	354	741	478	175	202	866	24	91	115	405	139	0	82	159	12	932	11.4
Boswell	18-7	522	72	135	449	58	70	829	40	74	114	46	56	1	5	39	8	203	11.3
Johnson	75-45	1938	309	649	476	149	169	783	190	394	584	157	260	4	84	149	67	788	10.7
Scott	69-42	1860	276	688	401	85	118	720	51	115	166	250	197	4	47	163	23	639	9.3
Roberts	23-10	486	69	181	381	39	60	650	54	55	109	20	52	1	13	28	3	177	7.7
Gondrezick	59-0	1020	148	286	517	92	121	760	107	152	259	81	119	0	68	58	16	390	6.6
Garland	78-11	1108	155	356	435	18	26	692	50	88	138	145	80	1	54	73	4	334	4.3
Ellis	48-1	502	61	136	449	40	40	53	755	51	65	116	30	7	10	24	24	162	3.4
Hughes	70-7	1208	102	202	505	15	41	366	125	201	326	74	184	3	66	50	77	219	3.1
Kramer	8-0	45	7	22	318	2	2	1000	6	6	12	3	8	0	0	5	5	16	2.0
Nuggets	82	19830	3462	7470	463	1871	2539	737	1311	2524	3835	2079	1917	30	746	1497	404	8878	108.3
Opponents	82	19830	3736	7591	492	1698	2235	760	1192	2591	3783	2289	2033	22	812	1438	455	9240	112.7

SEASON STATS SINCE JOINING THE NBA



SEASON BY SEASON

1980-81 (WON 37, LOST 45)

PLAYER	GP-GS	MIN	FG	FGA	PCT	FT	FTA	PCT	OFF	DEF	TOT	AST	PF	DQ	STL	TO	BLK	PTS	AVG
Thompson	77-76	2620	734	1451	506	489	615	.795	107	180	287	231	231	3	53	250	60	1967	25.5
English	81-81	3093	768	1555	494	390	459	.850	273	373	646	290	255	2	106	241	100	1929	23.8
Issel	80-80	2641	614	1220	503	519	684	.759	229	447	676	158	249	6	83	130	53	1749	21.9
Vandeweghe	51-18	1376	229	537	426	130	159	.818	86	184	270	94	116	0	29	86	24	588	11.5
Robisch (non)	84-x	2116	330	740	446	200	247	.810	157	342	499	173	173	0	37	83	34	660	10.2
Robisch (non)	73-11	1744	433	842	456	171	211	.810	130	284	414	129	152	0	30	69	28	757	10.4
McKinney (non)	84-x	2166	327	645	507	162	188	.862	36	148	184	360	231	3	99	158	11	818	9.7
McKinney (non)	84-x	1134	203	412	493	118	140	.843	24	86	110	203	124	0	61	88	7	525	10.7
Roché	26-1	611	82	179	458	77	753	5	32	37	140	44	0	0	17	52	8	231	8.9
Hordges	68-46	1599	221	460	460	130	186	.699	120	338	458	104	226	4	33	142	19	572	8.4
Higgs	72-56	1689	209	474	441	140	172	.814	24	121	145	408	243	5	101	166	6	562	7.8
Nicks	27-17	493	65	149	436	35	59	.593	13	36	49	80	52	0	28	63	2	165	6.1
Gondrezick	73-4	1077	155	329	471	112	137	.818	136	171	307	83	185	2	91	69	20	422	5.8
Dunn	82-13	1427	146	354	412	79	121	.653	133	168	301	81	141	0	66	56	29	371	4.5
Valentine	24-0	123	37	98	378	9	19	.474	10	20	30	7	23	0	7	16	4	84	3.5
Hughes	8-6	159	11	25	440	1	2	.500	19	31	50	11	33	2	11	11	14	23	2.9
Ray	18-0	148	15	49	306	7	10	.700	13	24	37	11	31	0	4	13	4	37	2.1
Oldham	4-0	21	2	6	333	0	0	.000	3	2	5	0	3	0	0	0	2	4	1.0
Nuggets	82	19955	3784	7960	475	2388	3051	.783	1325	2497	3822	2030	2108	24	720	1444	380	9986	121.8
Opponents	82	19955	4059	8017	506	1863	2507	.743	1320	2680	4000	2529	2387	52	704	1555	547	10025	122.3

Three-Point Field Goals: Thompson 10-39 (.256), Roché 9-37 (.333), English 3-5 (.118), Higgs 4-34 (.118), Issel 2-12 (.167), Valentine 1-2 (.500), McKinney 1-10 (.100), Nicks 0-1 (.000), Ray 0-1 (.000), Dunn 0-2 (.000), Gondrezick 0-2 (.000), Hordges 0-3 (.000), Vandeweghe 0-7 (.000).

Nuggets: 30-145 (.207). Opponents: 44-162 (.272).

1981-82 (WON 46, LOST 36)

PLAYER	GP-GS	MIN	FG	FGA	PCT	FT	FTA	PCT	OFF	DEF	TOT	AST	PF	DQ	STL	TO	BLK	PTS	AVG
English	82-82	3015	855	1553	551	372	443	.840	207	348	555	433	261	2	87	261	120	2082	25.4
Issel	81-81	2472	631	1236	527	546	655	.834	174	434	608	179	245	6	67	169	55	1852	22.9
Vandeweghe	82-78	2775	706	1260	560	347	405	.857	149	312	461	247	217	1	52	189	29	1760	21.5
Thompson	61-5	1246	313	644	486	276	339	.814	57	91	148	117	149	1	34	142	29	906	14.9
Robisch	12-0	257	48	106	453	48	55	.873	14	49	63	32	29	0	3	13	4	144	12.0
McKinney	81-27	1863	369	699	528	137	170	.806	29	113	142	338	186	0	69	115	16	875	10.8
Gondrezick	80-0	1699	250	495	505	167	237	.737	140	283	423	152	229	0	92	100	36	660	8.3
Dunn	82-80	2519	258	504	515	153	215	.712	211	348	559	188	210	1	135	123	36	669	8.2
Higgs	76-49	1696	202	468	432	161	197	.817	23	121	144	395	263	8	72	156	6	569	7.5
Hordges	77-1	1372	204	414	493	116	199	.583	119	276	395	65	230	1	26	111	19	527	6.8
Roché	38-2	501	68	150	453	28	38	.737	4	19	23	89	40	0	15	29	2	187	4.9
Ray	40-4	262	51	116	440	21	36	.583	18	47	65	26	59	0	10	37	16	124	3.1
Burns	6-1	53	5	11	455	6	9	.667	1	2	3	11	13	0	2	8	0	16	2.7
Nuggets	82	19830	3980	7656	520	2371	2978	.796	1146	2443	3589	2272	2131	18	664	1453	368	10371	126.5
Opponents	82	19830	4265	8142	524	1734	2355	.736	1358	2459	3817	2516	2433	48	749	1456	568	10328	126.0

Three-Point Field Goals: Roché 23-52 (.442), Issel 4-6 (.667), Thompson 4-14 (.286), Higgs 4-21 (.190), Hordges 3-13 (.231), Ray 1-1 (.1000), Vandeweghe 1-13 (.077), Dunn 0-1 (.000), Gondrezick 0-3 (.000), English 0-8 (.000), McKinney 0-17 (.000).

Nuggets: 40-149 (.268). Opponents: 64-227 (.282).

1982-83 (WON 45, LOST 37)

PLAYER	GP-GS	MIN	FG	FGA	PCT	FT	FTA	PCT	OFF	DEF	TOT	AST	PF	DQ	STL	TO	BLK	PTS	AVG
English	82-82	2988	959	1857	516	406	490	.829	263	338	601	397	235	1	116	263	126	2326	28.4
Vandeweghe	82-79	2939	841	1537	547	489	559	.875	124	313	437	203	198	0	66	177	38	2186	26.7
Issel	80-80	2431	661	1296	510	400	479	.835	151	445	596	223	227	0	83	174	43	1726	21.6
Schayes (non)	82-50	2284	342	749	457	228	295	.773	200	435	635	205	325	8	54	253	98	912	11.1
Schayes (non)	62-30	646	111	235	472	71	100	.710	63	123	186	40	109	1	15	58	30	293	9.2
McKinney	38-8	1559	266	546	487	136	167	.814	21	100	121	288	142	0	39	101	5	689	9.8
Dunn	80-0	2640	244	527	432	119	163	.730	231	384	615	189	218	2	147	113	25	627	7.6
Williams	74-33	1443	191	468	408	131	174	.753	37	99	136	361	221	4	89	185	12	515	7.0
Evans	42-5	695	115	243	473	33	41	.805	4	54	58	113	94	3	23	71	3	263	6.3
Hanzlik	82-8	1547	187	437	428	125	160	.781	80	156	236	268	220	0	75	144	15	500	6.1
Robisch	61-0	711	96	251	362	92	118	.780	34	117	151	53	61	0	10	45	9	294	4.7
Gondrezick	76-2	1130	134	294	456	82	114	.719	108	133	241	100	161	0	60	43	9	350	4.6
Kelley	38-0	565	59	141	418	55	70	.786	61	111	172	59	115	3	21	53	18	173	4.6
Anderson	5-0	33	7	14	500	7	10	.700	0	2	2	3	7	0	1	5	0	21	4.2
Ray	45-3	433	70	153	458	33	51	.647	37	89	126	39	63	2	24	50	19	173	3.8
Nuggets	82	19730	3951	7999	494	2179	2696	.808	1214	2524	3738	2336	2091	16	789	1488	352	10105	123.2
Opponents	82	19730	4098	8119	505	1787	2333	.747	1369	2697	4066	2369	2356	36	728	1620	611	10054	122.9

Three-Point Field Goals: Vandeweghe 15-51 (.294), Issel 4-19 (.211), English 2-12 (.167), Williams 2-15 (.133), Hanzlik 1-7 (.143), Dunn 0-1 (.000), Ray 0-1 (.000), Robisch 0-1 (.000), Gondrezick 0-3 (.000), McKinney 0-7 (.000), Evans 0-9 (.000).

Nuggets: 24-126 (.190). Opponents: 71-253 (.281).

1983-84 (WON 38, LOST 44)

English	78-76	2870	907	1714	529	352	427	824	216	248	464	406	252	3	83	222	95	2167	26.4
Issel	76-66	2076	569	1153	493	364	428	850	112	401	513	173	182	2	60	122	44	1506	19.8
Williams	79-66	1924	309	671	461	171	209	818	54	140	194	464	268	4	84	169	5	804	10.2
Anderson	78-16	1380	272	638	426	116	150	773	136	270	406	193	183	0	46	109	28	663	8.5
Evans	78-5	1087	243	564	431	111	131	847	23	115	138	288	175	2	61	117	4	629	8.1
Schayes	82-15	1420	183	371	493	215	272	790	145	288	433	91	308	5	32	119	60	581	7.2
Carter	55-5	688	145	316	459	47	61	770	38	48	86	71	81	0	19	42	4	342	6.2
Dunn	80-74	2705	174	370	470	106	145	731	195	379	574	228	233	5	173	97	32	454	5.7
Hanzlik	80-14	1469	132	306	431	167	207	807	66	139	205	252	255	6	68	109	19	434	5.4
Edmondson (non)	55-0	622	158	321	492	94	126	746	46	42	88	34	83	1	26	61	7	410	7.5
Edmondson (gen)	15-0	101	23	47	379	13	25	722	6	12	18	7	16	0	4	16	1	64	4.3
Roberts	19-0	197	34	91	374	13	18	720	20	15	23	43	43	0	11	17	1	87	4.3
Dennard	42-0	413	38	99	484	5	62	37	64	101	45	83	0	0	23	29	9	80	2.1
Robisch	19-0	141	13	40	325	11	13	846	1	20	21	13	13	0	0	11	1	37	1.9
Nuggets	82	19805	3335	7983	493	2200	2690	818	1133	2444	3577	2842	2279	29	711	1335	352	10147	123.7
Opponents	82	19805	4016	8178	518	2143	2860	749	1228	2373	3695	2453	2272	32	671	1526	545	10237	124.8
Three-Point Field Goals: Evans 32-89 (.360), Williams 15-47 (.319), Vandeweghe 11-30 (.367), Carter 5-19 (.263), Issel 4-19 (.211), Dennard 3-10 (.300), Hanzlik 3-12 (.250), Anderson 3-9 (.333), Williams 1-8 (.125), Dunn 0-1 (.000), Schayes 0-2 (.000).																			
Nuggets: 77-256 (.301), Opponents: 62-205 (.302).																			



SEASON STATS SINCE JOINING THE NBA

SEASON BY SEASON

1984-85 (WON 52, LOST 30)

PLAYER	GP-GS	MIN	FG	FGA	PCT	FT	FTA	PCT	OFF	DEF	TOT	AST	PF	DQ	STL	TO	BLK	PTS	AVG
English	81-81	2924	939	1812	518	383	462	829	203	255	458	344	259	1	101	251	46	2262	27.9
Natt	78-76	2857	685	1255	546	447	564	793	209	401	610	238	182	1	75	190	33	1817	23.3
Lever	82-82	2559	424	985	430	197	256	770	147	264	411	613	226	1	202	203	30	1051	12.8
Issel	77-9	1684	363	791	459	257	319	806	80	251	331	137	171	1	65	93	31	984	12.8
Cooper	80-78	2031	404	856	472	161	235	885	229	402	631	86	304	2	28	149	197	969	12.1
Evans	81-0	1437	323	661	489	113	131	863	26	93	119	231	174	2	65	130	12	816	10.1
Hanzlik	80-1	1673	220	522	421	180	238	756	88	119	207	210	291	5	84	115	26	621	7.8
Dunn	81-81	2290	175	358	489	84	116	724	169	216	385	153	213	3	140	65	14	434	5.4
Turner	81-2	1491	181	388	486	51	65	785	88	128	216	158	152	0	96	70	7	414	5.1
Schayes	56-0	542	80	129	465	79	97	814	48	96	144	38	98	2	20	44	25	199	3.6
Kopicki	42-0	308	50	95	526	43	54	796	29	57	86	29	58	0	13	28	1	145	3.5
White	39-0	234	52	124	419	21	31	677	15	21	36	29	24	0	5	30	2	129	3.3
Nuggets	82	19830	3876	7976	486	2016	2568	.785	1331	2303	3634	2266	2152	18	894	1382	424	9841	120.0
Opponents	82	19830	3775	7379	512	2027	2648	.765	1181	2628	3809	2154	2178	28	669	1744	589	9641	117.6

Three-Point Field Goals: Evans 57-157 (.363), Lever 6-24 (.250), White 4-11 (.364), Kopicki 2-3 (.667), English 1-5 (.200), Turner 1-6 (.167), Issel 1-7 (.143), Hanzlik 1-15 (.067), Cooper 0-2 (.000), Dunn 0-2 (.000), Natt 0-3 (.000).

Nuggets: 73-235 (.311). Opponents: 64-254 (.252).

1985-86 (WON 47, LOST 35)

PLAYER	GP-GS	MIN	FG	FGA	PCT	FT	FTA	PCT	OFF	DEF	TOT	AST	PF	DQ	STL	TO	BLK	PTS	AVG
English	81-81	2924	951	1888	504	511	593	862	192	213	405	320	235	1	73	249	29	2414	29.8
Natt	69-62	2037	507	930	543	278	342	803	125	311	436	164	147	0	58	130	13	1718	17.7
Lever	78-77	2616	468	1061	441	132	182	725	136	284	420	584	204	3	178	210	15	1080	13.8
Cooper	78-78	2112	422	906	466	174	219	795	190	420	610	81	315	6	42	117	227	1021	13.1
Hanzlik	79-0	1982	331	741	447	318	405	785	88	176	264	316	277	2	107	165	16	988	12.5
Evans	81-1	1389	304	715	425	126	149	846	30	71	101	177	159	1	61	124	1	773	9.5
Schayes	80-13	1654	221	440	502	216	278	777	154	285	439	79	298	7	42	105	63	938	8.2
Turner	73-0	1324	165	379	435	39	53	736	64	137	201	165	150	1	70	80	6	369	5.1
Dunn	82-82	2401	172	379	454	68	88	773	143	234	377	171	228	1	155	51	16	412	5.0
White	43-4	343	74	168	440	19	23	826	17	27	44	53	24	0	18	25	2	173	4.0
Rasmussen	48-1	330	61	150	407	31	39	795	37	60	97	16	63	0	3	40	10	153	3.2
Williams	53-11	573	67	111	604	17	40	425	47	99	146	14	68	1	19	19	23	151	2.8
Nuggets	82	19755	3705	7688	471	1929	2416	.798	1223	2331	3540	2140	2164	23	826	1336	421	9410	114.8
Opponents	82	19755	3638	7404	491	1967	2693	.730	1295	2732	4027	2106	2117	28	639	1741	489	9303	113.5

Three-Point Field Goals: Evans 39-176 (.222), Lever 12-38 (.316), Hanzlik 8-41 (.195), White 6-21 (.286), Cooper 3-7 (.429), Cooper 3-7 (.429), Natt 2-6 (.133), English 1-5 (.200), Schayes 0-1 (.000), Dunn 0-1 (.000), Turner 0-9 (.000).

Nuggets: 71-305 (.233). Opponents: 60-262 (.229).

1986-87 (WON 37, LOST 45)

PLAYER	GP-GS	MIN	FG	FGA	PCT	FT	FTA	PCT	OFF	DEF	TOT	AST	PF	DQ	STL	TO	BLK	PTS	AVG
English	82-82	3085	965	1920	503	411	487	844	146	198	344	422	216	0	73	214	21	2345	28.6
Lever	82-82	3054	643	1370	469	244	312	782	216	513	729	654	219	1	201	167	34	1552	18.9
Hanzlik	73-10	1930	363	746	489	316	402	786	79	177	256	280	243	2	87	132	28	952	13.0
Walker	81-25	2020	358	742	482	272	365	745	157	170	327	282	229	0	120	187	37	989	12.2
Evans	81-4	1567	334	729	458	96	123	780	36	92	128	185	149	1	79	107	12	817	10.1
Natt	1-1	20	4	10	40	2	2	1,000	2	3	5	2	2	0	1	0	1	10	10.0
Rasmussen	74-23	1421	268	570	470	169	231	732	183	282	465	60	224	6	24	79	58	705	9.5
Schayes	76-41	1558	210	405	519	229	294	779	120	260	380	85	266	5	20	95	74	649	8.5
Cooper	69-64	1561	235	524	448	79	109	725	162	311	473	68	257	5	13	78	101	549	8.0
Alarie	64-25	1110	217	443	490	67	101	663	73	241	214	74	138	1	22	56	28	503	7.9
Martin	43-4	286	51	135	378	42	66	636	12	29	41	35	48	0	13	33	6	147	3.4
Dunn	81-53	1532	118	276	428	36	55	855	91	174	265	147	160	0	100	33	21	772	3.4
Smith	28-0	168	33	79	418	12	21	571	17	17	34	22	30	0	1	19	1	78	2.8
Williams	5-0	10	1	2	500	0	0	0.000	0	1	1	1	1	0	0	1	0	2	0.4
Nuggets	82	19780	3744	7951	471	1975	2568	.769	1294	2368	3662	2317	2184	22	754	1216	421	9569	116.7
Opponents	82	19780	3636	7343	495	1925	2901	.777	1166	2720	3886	2189	2145	25	558	1564	452	9640	117.6

Three-Point Field Goals: Evans 53-169 (.314), Lever 22-42 (.523), Hanzlik 22-80 (.275), English 4-15 (.267), Martin 3-15 (.200), Alarie 2-9 (.222), Walker 0-4 (.000), Cooper 0-3 (.000), Dunn 0-2 (.000), Smith 0-2 (.000).

Nuggets: 106-391 (.271). Opponents: 113-361 (.313).

1987-88 (WON 54, LOST 28)

PLAYER	GP-GS	MIN	FG	FGA	PCT	FT	FTA	PCT	OFF	DEF	TOT	AST	PF	DQ	STL	TO	BLK	PTS	AVG
English	80-80	2818	843	1704	495	314	379	828	166	207	373	377	193	1	70	181	23	2000	25.0
Lever	82-82	3051	643	1360	473	248	316	785	203	462	665	639	214	0	223	182	21	1546	18.9
Vincent	73-6	1755	446	958	466	281	369	756	80	229	309	143	198	1	46	137	26	1124	15.4
Schayes	81-74	2166	361	668	540	407	487	836	200	462	662	106	323	9	62	155	92	1120	13.9
Adams	82-75	2778	416	927	449	166	199	834	40	183	223	503	138	0	168	144	16	1137	13.9
Rasmussen	79-45	1779	435	884	492	132	170	776	130	307	437	78	241	2	22	73	81	1002	12.7
Natt	77-7	833	102	208	490	54	73	740	35	61	96	47	43	0	13	30	3	259	9.6
Cooper	45-32	865	118	270	437	50	67	746	98	172	270	30	145	3	12	59	94	286	6.4
Smith	15-6	191	37	93	398	21	28	750	16	14	30	11	23	0	5	12	6	95	6.3
Evans	56-0	656	139	307	453	30	37	811	9	39	48	81	78	0	34	43	6	344	6.1
Hanzlik	77-0	1334	109	287	380	129	163	791	39	132	171	166	185	1	64	95	17	350	4.5
Moore	7-0	34	7	24	292	6	6	1,000	5	7	12	5	4	0	2	3	1	20	2.9
Brooks	16-0	133	20	49	408	3	4	750	19	25	44	13	21	1	4	12	43	2.7	
Dunn	82-1	1534	70	156	449	40	52	769	110	130	240	87	152	0	101	26	11	180	2.2
Martin	26-0	136	23	61	377	10	21	476	13	11	24	14	21	0	6	10	3	57	2.2
Wright	2-0	7	1	5	200	0	0	0.000	0	1	1	0	3	0	0	2	0	2	1.1
Nuggets	82	19780	3770	7961	474	1841	2289	.804	1163	2442	3605	2300	1982	18	832	1186	401	9573	116.7
Opponents	82	19780	3608	7356	490	1910	2508	.762	1179	2748	3927	2171	1989	24	621	1606	510	9239	112.7
Three-Point Field Goals: Adams 139-379 (.367), Evans 35-91 (.386),Lever 12-57 (.211), Hanzlik 3-16 (.188), Vincent 1-4 (.250), Martin 1-4 (.250), Natt 0-1 (.000), Cooper 0-1 (.000), Dunn 0-1 (.000),Schayes 0-2 (.000), English 0-6 (.000).																			
Nuggets: 192-562 (.342), Opponents: 183-577 (.300).																			

Three-Point Field Goals:</

SEASON STATS SINCE JOINING THE NBA



SEASON BY SEASON

1988-89 (WON 44, LOST 38)

PLAYER	G-GS	MIN	FG	FGA	PCT	FT	FTA	PCT	OFF	DEF	TOT	AST	PF	DQ	STL	TO	BLK	PTS	AVG
English	82-82	2990	924	1981	491	325	379	858	148	178	326	383	174	0	66	198	12	2175	26.5
Lever	71-71	2745	558	1221	457	270	344	785	187	475	662	559	178	1	195	157	20	1409	19.8
Adams	77-77	2787	468	1082	433	322	393	819	71	212	283	490	149	0	166	180	11	1424	18.5
Davis	81-80	1857	536	1076	498	175	199	879	41	110	151	190	187	1	72	132	5	1267	15.6
Schayes	76-64	1918	317	607	522	332	402	826	142	358	500	105	320	8	42	160	81	969	12.8
Cook (DN)	66-4	1143	218	478	456	63	78	803	4	73	107	127	121	0	71	88	10	507	7.7
Cook (DN)	30-4	386	71	163	436	17	22	773	13	35	48	43	44	0	28	26	6	161	5.4
Rasmussen	77-22	1308	257	577	445	69	81	852	105	182	287	49	194	2	29	49	41	583	7.6
Greenwood (DN)	67-18	1403	167	395	423	132	176	750	140	262	402	96	201	1	47	91	52	466	7.0
Greenwood (DN)	29-3	491	62	148	419	48	71	876	49	116	164	41	78	3	17	36	28	172	5.9
Cooper	79-72	1864	220	444	495	79	106	745	212	407	619	78	302	7	36	73	211	520	6.6
Vincent	5-1	95	13	38	342	5	9	556	2	16	18	5	11	0	1	5	1	32	6.4
Hanzlik	41-0	701	66	151	437	68	87	782	18	75	93	86	82	1	25	53	5	201	4.9
Lane	54-1	550	109	256	426	43	112	384	87	113	200	60	105	1	20	50	4	261	4.8
Natt	14-0	168	22	50	440	22	31	710	12	34	46	7	13	0	6	11	1	86	4.7
Turner	78-12	1746	151	353	428	33	56	589	109	178	287	144	209	2	90	60	8	337	4.3
Hughes	26-1	224	28	64	438	7	12	583	6	13	19	35	30	0	17	11	2	70	2.7
Englestad	11-0	50	11	29	379	6	10	600	5	11	16	7	12	0	1	3	0	28	2.5
Nuggets	82	19880	3813	8140	486	1821	2314	787	1206	2513	3719	2282	2008	26	811	1225	436	9675	118.0
Opponents	82	19880	3701	7484	495	1977	2683	737	1136	2864	4000	2136	2001	21	665	1597	485	9536	116.3

Three-Point Field Goals: Adams 166-466 (.356), Lever 23-348 (.066), Davis 20-69 (.290), Hughes 7-22 (.318), Cook 2-10 (.200), Schayes 3-9 (.333), Turner 2-7 (.286), English 2-8 (.250), Vincent 1-2 (.500), Cooper 1-4 (.250), Hanzlik 1-5 (.200), Lane 0-7, Natt 0-1.

Nuggets: 228-676 (.337), Opponents: 157-446 (.352).

1989-90 (WON 43, LOST 39)

PLAYER	G-GS	MIN	FG	FGA	PCT	FT	FTA	PCT	OFF	DEF	TOT	AST	PF	DQ	STL	TO	BLK	PTS	AVG
Lever	79-79	2832	568	1283	443	271	337	804	230	504	734	517	172	1	168	156	13	1443	18.3
English	80-80	2211	635	1293	491	161	183	880	119	167	286	225	130	0	51	93	23	1433	17.9
Davis	69-0	1635	497	1033	481	207	227	912	46	133	179	155	160	1	59	102	9	1207	17.5
Adams	79-74	2690	398	989	402	267	314	850	49	176	225	495	133	0	121	141	3	1221	15.5
Rasmussen	81-55	1995	445	895	497	111	134	828	174	420	594	82	300	10	40	75	104	1001	12.4
Schayes	53-22	1194	163	330	494	225	264	852	117	225	342	61	200	7	41	72	45	551	10.4
Carroll (DN)	76-47	1721	312	759	411	137	177	774	133	210	343	97	192	4	47	142	115	761	10.0
Carroll (DN)	30-27	719	153	354	432	52	70	743	51	142	193	54	70	0	28	78	59	358	11.9
Lichti	79-4	1326	250	514	486	130	174	747	49	102	151	116	145	1	55	95	13	630	8.0
Hanzlik	81-0	1606	179	386	452	136	163	743	67	140	207	186	249	7	78	87	29	500	6.2
Kempton	71-14	1061	153	312	490	77	114	675	51	167	218	118	144	2	30	80	9	383	5.4
Lane	67-46	956	145	309	469	44	120	367	144	217	361	105	189	1	53	85	17	334	5.0
Hughes	60-0	892	83	202	411	23	34	676	15	55	70	116	87	0	48	39	1	209	3.5
Higgins	5	32	3	8	375	7	8	875	1	2	3	2	1	0	1	1	0	13	2.6
Dunn	65-2	657	44	97	454	26	39	867	56	82	138	43	67	1	41	19	4	114	1.8
Nuggets	82	19805	3716	8015	464	1737	2201	789	1169	2532	3701	2275	2047	31	814	1136	329	9397	114.6
Opponents	82	19805	3589	7334	489	1939	2517	770	1021	2846	3867	2073	1911	19	613	1514	462	9281	113.2

Three-Point Field Goals: Adams 158-432 (.366), Lever 36-87 (.414), Hughes 20-49 (.408), Hanzlik 6-31 (.194), Davis 6-46 (.130), English 2-5 (.400), Lichti 0-14, (0.000) Lane 0-5 (.000), Schayes 0-4 (.000), Kempton 0-1 (.000), Rasmussen 0-1 (.000).

Nuggets: 228-677 (.377), Opponents: 164-517 (.317).

1990-91 (WON 20, LOST 62)

PLAYER	G-GS	MIN	FGM	FGA	PCT	FTM	FTA	PCT	OFF	DEF	TOT	AST	PF	DQ	STL	TO	BLK	PTS	AVG
Adams	66-66	2346	560	1421	394	465	529	879	58	198	256	693	162	1	147	240	6	1752	26.5
Woolridge	53-50	1823	490	983	498	350	439	797	141	220	361	119	145	2	69	152	23	1330	25.1
Davis	39-13	1044	316	667	474	86	94	915	52	71	123	84	108	2	62	63	3	728	18.7
Abdul-Rauf	67-19	1505	417	1009	413	84	98	857	34	87	121	206	149	2	55	110	4	942	14.1
Lichti	29-25	860	166	378	439	59	69	855	49	63	112	72	65	1	46	33	8	405	14.0
Williams (DN)	51-46	1542	323	728	444	131	156	840	116	131	247	87	189	7	93	76	30	820	16.1
Rasmussen	70-69	2325	405	865	468	63	93	877	170	508	67	70	307	15	52	81	132	875	12.5
Farmer (DN)	25-1	443	99	216	458	46	63	730	27	36	63	36	58	0	13	37	2	249	10.0
Gaines	10-2	226	28	70	400	22	26	846	4	10	14	91	25	0	10	23	2	83	8.3
Mills	17-0	279	56	120	467	16	22	727	31	57	88	16	44	0	16	18	9	128	7.5
Lane	62-25	1383	202	461	438	58	141	411	280	298	578	123	192	1	51	105	14	643	7.5
Wolf	74-38	1553	234	519	451	69	83	831	136	284	400	107	244	8	60	95	31	539	7.3
Liberty	76-18	1171	216	513	421	58	92	630	117	104	221	64	153	2	46	71	19	507	6.7
Battle (DN)	40-4	682	95	196	485	50	64	781	62	61	123	47	83	0	41	36	12	243	6.1
Legler	10-0	148	25	72	347	5	6	833	8	10	18	12	20	0	2	4	0	58	5.8
Cook	58-25	1121	218	683	417	71	129	550	134	192	326	26	100	1	35	50	72	307	5.3
Neal	10-0	125	14	35	400	13	22	591	2	14	16	37	26	1	4	19	0	44	4.4
Anderson (DN)	41-2	659	85	193	440	44	67	506	67	170	237	12	107	3	25	61	36	214	5.2
Johnson	21-4	217	29	68	426	21	32	656	9	12	21	77	22	0	14	27	2	79	3.8
Mason	3-0	21	2	4	500	6	8	750	3	2	5	0	6	0	1	0	0	10	3.3
Dunn	17-3	217	21	47	447	9	10	900	20	22	42	24	30	0	12	7	1	52	3.1
Nuggets	82	19730	3901	8968	440	1726	2263	763	1520	2530	4050	2905	2235	46	956	1332	406	9828	119.9
Opponents	82	19730	3676	7862	512	2377	3068	716	1242	3067	4309	2492	1844	14	757	1527	525	10723	130.8

Three-Point Field Goals: Adams 167-564 (.296), Williams 43-131 (.328), Abdul-Rauf 24-100 (.240), Liberty 17-57 (.298), Lichti 4-47 (.298), Davis 10-33 (.303), Farmer 5-22 (.222), Gaines 5-13 (.383), Neal 3-9 (.333), Legler 3-12 (.250), Battle 3-22 (.136), Wolf 2-15 (.133), Dunn 1-4 (.250), Lane 1-4 (.250), Cook 0-3 (.000), Woolridge 0-4 (.000), Johnson 0-4 (.000).

Nuggets: 300-1059 (.283), Opponents: 194-502 (.386).



SEASON STATS SINCE JOINING THE NBA

1991-92 (WON 24, LOST 58)

PLAYER	G-GS	MIN	FG	FGA	PCT	FT	FTA	PCT	OFF	DEF	TOT	AST	PF	DQ	STL	TO	BLK	PTS	AVG
Williams	81-80	2623	601	1277	47.1	216	269	80.3	145	260	405	235	270	4	148	173	68	1474	18.2
Mutombo	71-71	2716	428	869	49.3	321	500	64.2	316	554	870	156	273	4	43	252	210	1177	16.6
Anderson	82-82	2793	389	854	45.6	167	268	62.3	337	604	941	78	263	3	88	201	65	945	11.5
Garland	78-67	2209	333	750	44.4	171	199	85.9	67	123	190	41	206	1	98	175	22	846	10.8
Macon	76-67	2304	333	869	37.5	135	185	73.0	80	140	220	168	242	4	154	155	14	805	10.6
Abdul-Rauf	81-11	1538	356	845	42.1	94	108	87.0	22	32	114	132	130	0	44	117	4	837	10.3
Davis	46-0	741	185	403	45.9	82	94	87.2	20	50	70	68	69	0	29	45	1	457	9.9
Liberty	75-13	1527	275	621	44.3	131	180	72.8	144	164	308	58	165	3	66	90	29	698	9.3
Lichti	68-10	1176	173	376	46.0	99	118	83.9	36	82	118	74	131	0	43	72	12	446	6.6
Wolf	67-0	1160	100	277	36.1	53	66	80.3	97	143	240	61	124	1	32	60	14	254	3.8
Lane (DN)	9-5	141	10	40	25.0	8	19	42.1	22	22	44	13	18	0	2	10	1	28	3.1
Brooks	37-0	270	43	97	44.3	17	21	81.0	13	26	39	11	19	0	8	18	2	105	2.8
Scheffler (DN)	7-0	46	4	7	57.1	4	6	86.7	8	3	11	0	8	0	3	1	0	12	1.7
Cook	22-0	115	15	25	60.0	4	6	86.7	13	21	34	2	10	0	5	3	4	34	1.5
Hastings	40-4	421	17	50	34.0	24	28	85.7	30	68	98	26	56	0	10	22	15	98	1.5
Nuggets	82	19780	3262	7380	44.2	1526	2067	73.8	1350	2352	3072	1553	1984	17	773	1447	461	8176	99.7
Opponents	82	19780	3346	6967	48.0	1934	2513	77.3	1109	2530	3639	1811	1987	11	780	1393	533	8821	107.6

Three-Point Field Goals: Williams 56-156 (.359), Abdul-Rauf 31-94 (.330), Liberty 17-50 (.340), Macon 4-30 (.133), Garland 9-28 (.321), Davis 5-16 (.313), Brooks 2-11 (.182), Wolf 1-11 (.091), Lichti 1-9 (.111), Hastings 0-9 (.000), Anderson 0-4 (.000).

Nuggets: 126-418 (.301). Opponents: 186-532 (.350).

1992-93 (WON 36, LOST 46)

PLAYER	G-GS	MIN	FG	FGA	PCT	FT	FTA	PCT	OFF	DEF	TOT	AST	PF	DQ	STL	TO	BLK	PTS	AVG
Abdul-Rauf	81-81	2710	633	1407	45.0	217	232	93.5	51	174	225	344	179	0	84	187	8	1553	19.2
Williams	79-79	2722	535	1167	45.8	238	296	80.4	132	296	428	295	284	6	126	194	76	1341	17.0
Ellis	82-82	2749	483	958	50.4	237	317	74.8	274	470	744	151	293	8	72	153	111	1205	14.7
Mutombo	82-82	3029	398	781	51.0	335	492	65.7	344	726	1070	147	284	5	43	216	287	1131	13.8
Pack	77-1	1579	285	606	47.0	230	311	74.3	52	108	160	335	182	1	81	186	10	810	10.5
Smith	39-12	865	124	278	44.6	99	119	83.2	39	85	124	49	82	0	24	44	5	347	8.9
Liberty	78-32	1585	252	620	40.6	102	156	65.4	131	204	335	105	143	0	64	79	21	628	8.1
Macon	48-27	1141	158	381	41.5	42	60	70.0	33	70	103	126	135	2	69	72	3	358	7.5
Lichti	48-12	752	124	276	44.9	81	102	79.4	35	67	102	52	60	0	28	49	11	331	6.9
Plummer	60-0	737	106	228	46.5	69	95	72.6	53	120	173	40	141	1	14	78	11	281	4.7
Hammonds	35-0	571	86	176	48.8	33	54	61.1	33	63	96	16	57	0	18	31	8	205	5.9
Brooks	55-2	571	93	233	39.9	35	40	87.5	22	59	81	34	46	0	10	39	2	227	4.1
Hastings	76-0	670	57	112	50.9	40	55	72.7	44	93	137	34	115	1	12	29	8	156	2.1
Werdann	28-0	140	18	59	30.5	17	31	54.8	23	29	52	7	38	1	6	12	4	53	1.9
Nuggets	82	19,830	3,352	7,282	46.0	1,784	2,360	75.6	1,266	2,594	3,860	1,735	2,309	25	651	1,413	565	8,626	105.2
Opponents	82	19,830	3,324	7,214	46.1	1,899	2,517	75.4	1,159	2,505	3,664	1,890	1,983	20	750	1,340	503	8,769	106.9

Three-Point Field Goals: Abdul-Rauf 70-197 (.355), Williams 33-122 (.270), Liberty 22-59 (.373), Brooks 6-26 (.231), Lichti 2-6 (.333), Hastings 2-6 (.333), Hammonds 0-1 (.000), Werdann 0-1 (.000).

Nuggets: 138-454 (.304). Opponents: 222-647 (.343).

1993-94 (WON 42, LOST 40)

PLAYER	G-GS	MIN	FG	FGA	PCT	FT	FTA	PCT	OFF	DEF	TOT	AST	PF	DQ	STL	TO	BLK	PTS	AVG	
Abdul-Rauf	80-78	2617	588	1279	46.0	219	229	95.6	27	141	168	362	150	1	82	151	10	1437	18.0	
Ellis	79-79	2699	483	963	50.2	242	359	67.4	220	462	682	167	304	6	63	172	80	1215	15.4	
R. Williams	82-68	2654	418	1014	41.2	165	225	73.3	98	294	392	300	288	3	117	163	66	1065	13.0	
Smith	82-82	2853	365	811	45.0	291	351	82.9	119	230	349	199	165	0	116	131	56	1023	12.5	
Mutombo	82-82	2853	365	642	56.9	256	439	58.3	286	685	971	127	262	2	59	206	336	988	12.0	
Pack	66-4	1382	223	503	44.3	179	236	75.8	25	98	123	356	147	1	81	204	9	631	9.6	
Rogers	79-14	1406	239	545	43.9	127	189	67.2	90	136	226	101	195	3	63	131	48	640	8.1	
B. Williams	80-1	1507	251	464	54.1	137	211	64.9	138	308	446	50	221	3	49	104	87	639	8.0	
Macon	7-0	126	14	45	31.1	8	10	80.0	3	4	7	11	17	0	6	14	1	36	5.1	
Hammonds	74-2	877	115	230	50.0	71	104	68.3	62	137	199	34	91	0	20	41	12	301	4.1	
Liberty	3-0	11	4	7	57.1	1	2	50.0	0	5	5	2	5	0	0	2	0	9	3.0	
Brooks	34-0	190	36	99	36.4	9	10	90.0	5	16	21	3	19	0	0	12	2	85	2.5	
Jordan	6-0	79	6	23	26.1	0	0	0	0	3	3	6	19	0	0	0	6	1	15	2.5
Randall	28-0	155	17	30	56.0	22	28	78.6	9	13	22	11	18	0	8	10	3	58	2.1	
Mee	38-0	285	28	88	31.8	12	27	44.4	17	18	35	16	34	0	15	18	13	73	1.9	
Farmer	4-0	29	2	6	33.3	0	0	0	0	2	2	4	3	0	0	5	0	4	1.0	
Marble	5-0	32	2	12	16.7	0	3	0.00	3	5	8	1	1	0	0	0	3	2	4	0.8
Nuggets	82	19,755	3,156	6,781	46.5	1,739	2,423	71.8	1,105	2,557	3,662	1,763	1,926	19	679	1,422	686	8,221	100.3	
Opponents	82	19,755	3,065	7,000	43.8	1,761	2,349	75.0	1,118	2,331	3,449	1,755	1,957	18	725	1,245	502	8,099	98.8	

Three-Point Field Goals: Abdul-Rauf 42-133 (.316), Ellis: 7-23 (.304), R. Williams: 64-230 (.278), Rogers: 35-92 (.380), Pack: 6-29 (.207), Mee: 5-24 (.208), Brooks: 4-23 (.174), Jordan: 3-10 (.300), Smith: 2-9 (.222), Randall: 2-14 (.143), Mutombo: 0-1 (.000), B. Williams: 0-3 (.000), Macon: 0-3 (.000), Liberty: 0-1 (.000), Farmer: 0-2 (.000).

Nuggets: 170-597 (.285). Opponents: 208-717 (.290)

1994-95 (WON 41, LOST 41)

PLAYER	G-GS	MIN	FG	FGA	PCT	FT	FTA	PCT	OFF	DEF	TOT	AST	PF	DQ	STL	TO	BLK	PTS	AVG	
Abdul-Rauf	73-43	2082	472	1005	47.0	138	156	88.5	32	105	137	263	126	0	77	119	9	1165	16.0	
R. Williams	74-70	2198	388	846	45.9	132	174	75.9	94	235	329	231	264	4	114	124	67	993	13.4	
Rogers	80-77	2142	375	769	48.8	179	275	65.1	132	253	385	161	281	7	95	173	46	979	12.2	
Pack	80-4	1144	170	395	43.0	137	175	78.3	19	94	113	290	101	1	61	134	6	507	12.1	
Mutombo	82-82	3100	349	628	55.6	248	379	65.4	319	710	1029	113	284	2	40	192	321	946	11.5	
D. Ellis	81-3	1996	351	774	45.3	110	127	86.6	56	166	222	57	142	0	37	81	9	918	11.3	
Smith	81-51	2329	312	661	47.2	267	324	82.4	95	173	268	153	142	0	91	110	18	911	11.2	
Rose	81-37	1798	227	500	45.4	173	234	73.9	57	160	217	389	206	0	65	160	22	663	8.2	
B. Williams	63-10	1261	196	333	58.9	106	162	65.4	98	200	298	53	210	7	38	114	43	498	7.9	
Hammonds	70-5	956	139	260	53.5	132	177	74.6	55	167	222	36	132	1	11	56	14	410	5.9	
Slater	25-0	236	40	81	49.4	40	55	72.7	21	36	57	12	47	0	7	12	3	123	4.8	
L. Ellis	6-0	58	9	25	36.0	6	1	6	100.0	7	10	17	4	12	0	1	5	5	24	4.0
Livingston	57-0	469	55	130	42.3	19	45	42.2	49	75	124	27	91	0	13	21	20	129	2.3	
Grant	14-0	151	10	33	30.3	0	12	75.0	2	7	9	43	20	0	6	14	2	31	2.2	
Reasner	3-0	13	1	6	16.7	0	4	0.0	0	1	1	0	0	0	3	2	0	6	2.0	
Mee	2-0	8	1	5	20.0	0	0	0	0	1	1	2	0	0	0	1	0	3	1.5	
Randall	8-0	39	3	10	30.0	0	0	0	0	4	8	12	1	5	0	0	0	6	0.8	
Nuggets	82	19980	3098	6461	47.9	1700	2305	73.8	1040	2402	3442	1836	2061	23	660	1389	585	8309	101.3	

SEASON STATS SINCE JOINING THE NBA



SEASON BY SEASON

1995-96 (WON 35, LOST 47)

PLAYER	G-GS	MIN	FG	FGA	PCT	FT	FTA	PCT	OFF	DEF	TOT	AST	PF	DQ	STL	TO	BLK	PTS	AVG
Abdul-Rauf	57-53	2029	414	955	.434	146	157	.930	26	112	138	389	117	0	64	115	3	1095	19.2
D. Ellis	81-52	2626	459	959	.479	136	179	.760	88	227	315	139	191	1	57	98	7	1204	14.9
Stith	82-77	2810	379	911	.416	320	379	.844	125	275	400	241	187	3	114	157	16	1119	13.6
McDyess	76-75	2280	427	881	.485	166	243	.683	229	343	572	75	250	4	54	154	114	1020	13.4
MacLean	56-5	1107	233	547	.426	145	198	.732	62	143	205	89	105	1	21	68	5	625	11.2
Mutombo	74-74	2713	284	569	.499	246	354	.696	249	622	871	108	258	4	38	150	332	814	11.1
L. Ellis	45-28	1269	189	432	.438	89	148	.601	93	229	322	74	163	3	36	83	33	471	10.5
Rose	80-37	2134	290	604	.480	191	277	.690	46	214	260	495	229	3	53	234	39	803	10.0
Hammonds	71-4	1045	127	268	.474	88	115	.765	85	138	223	23	137	1	34	51	21	241	4.6
Williams	52-5	817	94	254	.370	33	39	.846	25	97	122	74	137	1	1	3	1	14	3.5
Slater	4-0	26	6	11	.545	2	5	.400	3	4	7	2	4	0	1	3	1	14	3.5
Overton	55-0	607	67	178	.376	40	55	.727	8	55	63	106	49	0	13	40	5	182	3.3
Fish	16-0	117	15	26	.577	10	18	.556	7	11	18	7	16	0	3	3	6	40	2.5
Woods	8-0	72	6	22	.273	2	2	1.000	3	3	6	12	13	0	6	5	1	19	2.4
Grant	10-0	109	6	23	.261	0	0	.696	3	4	7	14	7	0	2	5	0	14	1.4
Cvetkovic	14-0	48	6	16	.375	0	4	.000	4	7	11	3	11	0	2	3	1	10	0.7
Spencer	6-0	21	0	1	.000	0	0	----	1	3	4	0	8	1	0	3	0	0	0.0
Nuggets	82	19830	3001	6657	.451	1614	2173	.743	1057	2487	3544	1851	1882	21	521	1265	597	8013	97.7
Opponents	82	19830	3091	6741	.459	1600	2105	.760	934	2385	3319	1875	1899	18	617	1130	418	8235	100.4

Three-Point Field Goals: D. Ellis, 150-364 (.412); Abdul-Rauf, 121-309 (.392); Stith, 41-148 (.277); Rose, 32-108 (.296); Williams, 20-89 (.225); MacLean, 14-49 (.286); Overton, 8-26 (.303); Woods, 5-21 (.238); L. Ellis, 4-22 (.182); Grant, 2-6 (.333); McDyess, 0-4 (.000); Mutombo, 0-1 (.000); Cvetkovic, 0-1 (.000).
Nuggets: 397-1148 (.346). Opponents: 453-1235 (.367).

1996-97 (WON 21, LOST 61)

PLAYER	G-GS	MIN	FG	FGA	PCT	FT	FTA	PCT	OFF	DEF	TOT	AST	PF	DQ	STL	TO	BLK	PTS	AVG
L. Ellis	55-49	2002	445	1014	.439	218	282	.773	107	279	386	131	181	7	44	117	41	1203	21.9
McDyess	74-73	2565	536	1157	.463	274	367	.748	155	382	537	108	276	0	62	199	126	1352	18.3
D. Ellis	82-51	2940	477	1151	.414	215	263	.817	99	194	293	165	178	0	60	146	7	1361	16.6
Stith	52-52	1788	251	603	.416	202	234	.863	74	143	217	133	119	1	60	101	20	774	14.9
Jackson	52-52	2001	192	452	.425	109	136	.801	71	200	271	641	104	0	51	172	9	541	10.4
Pierce	33-10	600	120	260	.462	83	92	.902	17	36	53	31	49	0	14	38	5	335	10.2
Johnson	82-82	2599	243	467	.520	96	156	.615	231	682	913	71	298	5	65	119	227	562	7.1
Marcilonis	17-0	255	38	101	.376	29	36	.806	12	18	30	25	38	0	12	40	1	116	6.8
B. Thompson	65-6	1047	162	405	.400	24	38	.632	18	78	96	179	125	0	55	86	2	445	6.8
Goldwire	27-21	612	69	176	.392	31	38	.816	9	37	46	125	46	0	14	35	1	197	7.3
Smith	33-3	654	87	206	.422	35	41	.854	3	34	37	102	25	0	18	62	0	260	7.9
Hammonds	81-8	1758	191	398	.480	124	172	.721	135	266	401	64	205	0	16	88	24	506	6.2
Williams	1-0	10	3	5	.600	0	0	----	2	3	5	0	0	0	0	4	3	6	6.0
Askw	1-0	9	2	3	.667	2	2	1.000	0	0	0	0	0	0	0	0	4	0	6.0
McInnis	13-0	117	23	49	.469	7	10	.700	2	4	6	18	16	0	2	13	1	65	5.0
Murdock	12-0	114	15	33	.455	11	12	.917	1	10	11	24	9	0	9	11	2	45	3.8
Allen	25-0	251	21	74	.284	15	25	.600	12	21	33	43	17	0	4	13	4	64	2.6
King	2-0	22	2	6	.333	2	4	.500	2	0	2	2	2	0	2	3	1	0	6.0
Zidek	16-0	88	16	33	.485	20	25	.800	10	13	23	5	17	0	1	4	0	52	3.3
Bennett	5-0	59	4	13	.308	2	4	.500	0	3	3	7	6	0	2	10	0	12	2.4
Ham	35-3	313	32	61	.525	16	33	.485	29	27	56	14	57	3	8	21	8	80	2.3
Booker	5-0	21	2	4	.500	0	0	----	0	1	1	3	0	0	0	7	0	5	1.0
L. Thompson	17-0	105	3	16	.188	1	2	.500	5	21	26	0	26	0	3	7	6	7	0.4
NUGGETS	82	19930	2934	6687	.439	1516	1992	.761	994	2452	3446	1889	1784	25	503	1359	487	8020	97.8
OPPONENTS	82	19930	3297	7063	.467	1457	1943	.750	1086	2459	3545	1846	1725	10	724	1057	453	8535	104.1

Three-Point Field Goals: D. Ellis 192-528 (.364); B. Thompson 97-244 (.398); L. Ellis 95-259 (.367); Stith 70-182 (.385); Smith 51-120 (.425); Jackson 48-121 (.397); McInnis 12-26 (.462); Pierce 12-39 (.308); Marcilonis 11-30 (.367); Allen 7-34 (.206); McDyess 6-35 (.171); Murdock 4-10 (.400); Bennett 2-6 (.333); Booker 1-2 (.500); Johnson 0-2 (.000); Hammonds 0-2 (.000).
Nuggets: 636-1711 (.372). Opponents: 484-1232 (.393).

1997-98 (WON 11, LOST 71)

PLAYER	G-GS	MIN	FG	FGA	PCT	FT	FTA	PCT	OFF	DEF	TOT	AST	PF	DQ	STL	TO	BLK	PTS	AVG
Williams	4-4	145	24	61	.393	31	45	.689	10	11	21	12	9	0	4	9	0	79	19.8
Newman	74-15	2176	344	799	.431	365	445	.820	90	91	141	138	208	2	77	147	24	1089	14.7
L. Ellis	76-71	2575	410	1007	.407	206	256	.805	146	398	544	213	226	2	65	173	49	1063	14.3
Jackson	68-53	2042	310	791	.392	149	183	.814	78	224	302	317	180	0	105	184	11	790	11.6
Fortson	80-23	1811	276	611	.452	263	339	.776	182	266	448	76	314	7	44	157	30	816	10.2
Goldwire	82-32	2212	269	636	.423	150	186	.806	40	107	147	277	149	0	86	85	7	751	9.2
Battie	65-49	1506	234	525	.446	73	104	.702	138	213	351	60	199	6	54	98	69	544	8.4
Alexander	60-22	1298	171	400	.428	80	102	.784	17	129	146	209	96	2	70	112	11	486	8.1
Alexander (new)	23-19	797	111	255	.435	55	65	.846	10	89	99	138	45	0	45	65	6	323	14.0
Washington	66-36	1539	201	498	.404	65	83	.783	47	80	127	78	143	0	53	72	25	511	7.7
Stith	31-15	718	75	225	.333	75	86	.872	15	50	65	50	52	0	21	35	8	235	7.6
Garrett	82-82	2632	422	565	.428	114	176	.648	227	417	644	90	197	0	57	84	133	598	7.3
H. Ellis	27-3	344	62	111	.559	40	63	.635	27	30	50	18	53	0	19	19	4	164	6.1
Lauderdale	39-0	345	53	127	.417	38	69	.551	27	73	100	21	63	0	7	46	17	144	3.7
Zidek	6-0	42	4	15	.267	10	12	.833	4	9	13	1	5	0	0	3	2	18	3.0
Garris	28-0	225	22	65	.338	19	25	.760	3	16	19	28	22	0	7	15	1	68	2.4
Wolf	57-8	521	40	121	.331	5	10	.500	36	90	126	30	92	0	20	22	7	87	1.5
NUGGETS	82	19730	2671	6412	.417	1658	2147	.772	1040	2157	3197	1547	1937	17	664	1312	393	7800	89.0
OPPONENTS	82	19730	3015	6370	.473	1817	2410	.754	1095	2401	3496	1883	1722	13	662	1243	535	8266	100.8

Three-Point Field Goals: Goldwire, 63-164 (.384); L. Ellis, 57-201 (.284); Alexander, 46-112 (.411); Washington, 44-137 (.321); Newman, 36-105 (.343); Jackson, 21-81 (.258); Stith, 10-48 (.208); Garris, 5-14 (.357); Battie, 3-14 (.214); Wolf, 2-10 (.200); Fortson, 1-3 (.333); H. Ellis, 0-4 (.000).
Nuggets: 288-893 (.323). Opponents: 419-1,105 (.379).



SEASON STATS SINCE JOINING THE NBA

1998-99 (WON 14, LOST 36)

PLAYER	G-GS	MIN	FG	FGA	PCT	FT	FTA	PCT	OFF	DEF	TOT	AST	PF	DQ	STL	TO	BLK	PTS	AVG	
McDyess	50-50	1937	415	892	471	230	338	680	168	369	537	82	175	5	73	138	115	1061	21.2	
Van Exel	50-50	1802	306	769	398	142	175	811	14	99	113	368	90	0	40	121	3	826	16.5	
Billups	45-41	1488	191	495	386	157	172	913	24	72	96	173	115	0	58	98	14	624	13.9	
LaFrentz	12-12	387	59	129	457	36	48	750	33	58	91	8	38	2	9	17	166	13.8		
Fortson	50-38	1417	191	366	495	168	231	727	210	371	581	32	212	9	31	77	22	550	11.0	
E. Williams	38-8	780	60	219	365	11	139	799	34	47	81	37	76	0	27	49	0	8	277	7.3
Alexander	36-4	778	97	260	373	37	44	841	7	67	74	119	77	0	35	69	5	261	7.3	
Stith	46-32	1194	114	290	393	61	71	859	30	77	107	82	65	0	28	45	15	320	7.0	
Taylor	36-9	724	82	198	414	17	23	739	30	71	101	24	97	1	28	34	17	207	5.8	
Washington	38-6	761	73	184	397	22	32	688	35	54	89	30	87	2	25	34	18	205	5.4	
Wheeler	1-0	3	1	1	1,000	1	2	500	0	0	0	2	1	0	0	0	0	4	4.0	
Clark	28-0	409	36	80	500	21	37	568	36	60	96	10	52	0	10	21	31	93	3.3	
Herrera (TOT)	28-0	307	30	76	395	5	11	455	25	37	62	4	40	0	12	16	7	65	2.3	
Herrera (DEN)	24-0	265	27	63	429	5	9	556	20	34	54	1	37	0	12	12	7	59	2.5	
McCarty	2-0	4	2	3	667	0	0	---	2	1	3	0	0	0	0	2	0	4	2.0	
Meyer	14-0	70	7	28	250	1	2	500	4	12	16	1	22	0	0	4	3	16	1.1	
M. Williams	1-0	6	0	2	2,000	1	2	500	0	0	0	0	0	0	0	0	0	1	1.0	
NUGGETS	50	12025	1681	3989	421	1010	1325	.762	647	1392	2039	969	1144	19	376	739	275	4674	93.5	
OPPONENTS	50	12025	1885	4017	.469	997	1339	.745	620	1502	2122	1175	1103	7	396	701	274	5004	100.1	
Three-Point Field Goals: Billups, 85-235 (.362); Van Exel, 72-234 (.308); Washington, 37-97 (.381); Stith, 31-106 (.292); Alexander, 30-105 (.286); Taylor, 26-68 (.312); LaFrentz, 12-31 (.387); Wheeler, 1-1 (0.00); Meyer, 1-5 (.200); McDyess, 1-1 (0.00); Clark, 0-1 (.000); Herrera, 0-1 (.000); Fortson, 0-3 (.000). Nuggets:																				
302-92 (.328). Opponents: 237-640 (1.370).																				

Three-Point Field Goals: Billups, 85-235 (.362); Van Exel, 72-234 (.308); Washington, 37-97 (.381); Stith, 31-106 (.292); Alexander, 30-105 (.286); Taylor, 26-68 (.382); LaFrentz, 12-31 (.387); Wheeler, 1-1 (1.000); Meyer, 1-5 (.200); McDyess, 1-9 (.111); Clark, 0-1 (0.000); Herrera, 0-1 (0.000); Fortson, 0-3 (0.000). **Nuggets:** 302-922 (.328). **Opponents:** 237-640 (.370).

1999-00 (WON 35, LOST 47)

PLAYER	G-GS	MIN	FG	FGA	PCT	FT	FTA	PCT	OFF	DEF	TOT	AST	PF	DQ	STL	TO	BLK	PTS	AVG
McDyess	81-81	2698	614	1211	507	323	516	626	234	451	685	159	316	12	69	230	139	1551	19.1
Mercer	37-37	1408	272	512	444	119	151	788	29	123	152	104	75	0	33	87	15	678	18.3
Van Exel	19-19	2950	473	1213	390	136	240	817	34	277	311	714	148	0	68	221	11	1275	16.1
LaFrentz	81-80	2435	392	879	446	162	236	686	170	471	641	97	292	6	42	96	180	1006	12.4
Gatling (TOT)	85-0	1811	365	802	455	266	373	713	154	348	502	71	246	2	82	169	23	1014	11.9
Gatling (DEN)	40-0	770	155	340	456	95	128	742	63	142	205	31	104	2	34	64	13	416	10.4
Abdul-Wahad (TOT)	61-56	56	274	646	424	146	193	756	101	190	291	98	147	1	59	106	28	697	11.4
Abdul-Wahad (DEN)	15-10	373	51	131	389	31	42	738	24	28	52	26	31	0	6	19	12	134	8.9
McCloud	78-11	2118	266	638	417	148	181	818	72	213	285	246	282	2	48	134	26	787	10.1
Billups	13-5	305	34	101	337	37	44	841	8	26	34	39	27	0	10	24	2	112	8.6
Clark	81-20	1850	286	528	542	121	176	688	121	343	464	71	231	1	45	125	114	694	8.6
Posey	81-77	2052	230	536	429	120	150	800	85	232	317	146	207	1	98	95	33	662	8.2
Stith	45-6	691	86	188	455	64	77	831	23	61	84	61	56	0	18	33	12	253	5.6
Herren	45-1	597	45	124	363	27	40	675	12	40	52	111	74	0	15	42	2	141	3.1
Alexander	29-2	329	28	98	286	17	22	773	8	34	42	58	39	0	24	28	2	82	2.8
Jones	40-1	330	44	104	423	19	73	777	41	62	103	19	50	1	3	13	6	104	2.6
Bowen	52-0	589	46	117	393	38	53	717	75	39	114	20	95	0	39	14	13	31	2.5
Rogers	40-0	355	35	88	398	19	41	463	33	47	80	9	96	0	2	10	38	89	2.2
Taylor	1-0	5	0	2	2,000	0	---	0	1	1	0	1	0	0	0	0	0	0	0.0
NUGGETS	82	19855	3057	6911	442	1531	2116	.724	1073	2590	3663	1911	1962	25	554	1281	618	8115	99.0
OPPONENTS	82	19855	3129	6953	450	1632	2174	.751	1027	2606	3633	2003	1937	22	616	1179	462	8289	101.1
Three-Point Field Goals: Van Exel, 133-401 (.332); McCloud, 107-283 (.373); Posey, 82-220 (.373); LaFrentz, 60-183 (.328); Herren, 24-67 (.358); Stith, 17-56 (.304); Mercer, 15-39 (.385); Gatling, 11-27 (.434); Alexander, 9-35 (.257); Billups, 7-41 (.171); Jones, 2-3 (.667); Abdul-Wahad, 1-2 (.500); Clark, 1-1 (.125); Bowen, 1-9 (.111); McDyess, 0-2 (.000); Rogers, 0-1 (.000).																			
Nuggets: 470-1,397 (.336); Opponents: 399-1,126 (.354).																			

Three-Point Field Goals: Van Exel, 133-401 (.332); McCloud, 107-283 (.378); Posey, 82-220 (.373); LaFrentz, 60-183 (.328); Herren, 24-67 (.358); Stith, 17-56 (.304); Mercer, 15-39 (.385); Gatling, 11-47 (.234); Alexander, 9-35 (.257); Billups, 7-41 (.171); Jones, 2-3 (.667); Abdul-Wahad, 1-2 (.500); Clark, 1-8 (.125); Bowen, 1-9 (.111); McDyess, 0-2 (0.000); Rogers, 0-1 (0.000). **Nuggets:** 470-1,397 (.336). **Opponents:** 399-1,126 (.354).

2000-01 (WON 40, LOST 42)

PLAYER	G-GS	MIN	FG	FGA	PCT	FT	FTA	PCT	OFF	DEF	TOT	AST	PF	DQ	STL	TO	BLK	PTS	AVG
McDyess	70-70	2655	577	1165	495	304	434	700	240	605	845	146	220	2	43	162	102	1438	20.8
Van Exel	71-70	2898	460	1112	414	204	249	819	44	197	241	600	109	1	61	165	18	1259	17.7
LaFrentz	78-74	2457	387	812	477	183	262	698	173	434	607	107	290	9	37	97	206	1008	12.9
Lenard	80-58	2331	336	846	397	153	192	797	47	184	231	190	170	1	65	102	18	972	12.2
McCloud	76-8	2007	250	655	382	152	181	840	55	169	224	279	165	1	53	117	27	729	9.6
Willis (TOT)	78-22	1830	304	690	441	113	147	769	177	355	532	50	216	0	57	87	52	722	9.3
Willis (DEN)	43-13	1059	180	421	428	52	66	788	109	200	309	29	138	0	38	47	31	413	9.6
Posey	82-82	2255	243	590	412	115	141	816	125	306	431	163	262	2	93	102	40	666	8.1
Clark	35-3	752	82	199	412	63	105	600	58	128	186	34	101	3	16	48	44	227	6.5
Pack	74-11	1260	181	426	425	105	137	766	30	107	137	293	114	0	65	135	1	479	6.5
Strickland	46-2	517	82	185	443	37	59	627	43	77	120	17	58	0	12	24	19	201	4.4
Goldwire	20-0	201	30	80	375	13	17	765	1	11	12	34	13	0	9	15	0	82	4.1
Murray	13-0	135	17	55	309	9	10	900	4	18	22	9	8	0	4	6	1	50	3.8
Abdul-Wahad	29-12	620	43	111	387	21	36	583	14	45	59	22	54	0	14	34	13	111	3.8
Bowen	57-0	696	80	144	556	27	44	614	62	51	113	30	95	0	37	24	12	191	3.4
McClintock	6-1	58	9	18	500	0	5	000	10	7	17	11	0	0	0	3	2	18	3.0
Cheaney	9-5	153	10	30	333	1	2	500	5	15	20	9	14	0	4	0	5	21	2.3
Davis	19-1	228	12	25	480	9	22	409	24	29	53	7	34	0	1	5	1	33	1.7
Joseph (TOT)	4-0	16	1	5	200	0	2	000	2	0	2	1	0	0	0	2	1	2	0.5
Joseph (DEN)	2-0	8	0	3	000	0	2	000	0	0	0	0	0	0	0	1	1	0	0.0
NUGGETS	82	19780	2979	6877	433	1448	1964	.737	1044	2583	3627	1970	1820	20	552	1136	538	7918	96.6
OPPONENTS	82	19780	3081	6914	446	1542	2049	.753	1012	2642	3654	2042	1758	23	588	1075	497	8120	92.1

Three-Point Field Goals: Lenard, 147-382 (.385); Van Exel, 135-358 (.377); McCloud, 77-234 (.329); Posey, 65-217 (.300); LaFrentz, 51-139 (.367); Pack, 12-31 (.387); Goldwire, 9-34 (.265); Murray, 7-23 (.304); Abdul-Wahad, 4-10 (.400); Bowen, 4-11 (.364); Willis, 1-4 (.250); Strickland, 0-1 (0.000). **Nuggets:** 512-1444 (.355). **Opponents:** 416-1168 (.356).

SEASON STATS SINCE JOINING THE NBA



SEASON BY SEASON

2001-02 (WON 27, LOST 55)

PLAYER	G-GS	MIN	FG	FGA	PCT	FT	FTA	PCT	OFF	DEF	TOT	AST	PF	DQ	STL	TO	BLK	PTS	AVG
Van Exel	45-44	1739	372	912	408	136	174	282	19	150	169	365	69	0	30	116	7	965	21.4
Howard (TOT)	81-72	2635	462	1005	460	261	343	761	223	389	612	169	265	4	46	152	47	1185	14.6
Howard (DEN)	28-28	976	192	420	457	117	152	270	85	137	222	76	95	3	18	74	17	501	17.9
LaFrentz	51-51	1688	307	659	466	70	105	667	117	262	379	60	173	5	31	60	153	759	14.9
Lenard	71-19	1665	315	769	410	94	120	783	38	145	183	130	105	0	59	91	25	813	11.5
McDyess	10-10	236	43	75	573	27	33	818	18	37	55	18	20	0	10	20	8	113	11.3
Possey	73-63	2238	277	736	376	161	203	793	109	320	429	180	224	3	114	127	39	782	10.7
Hardaway (TOT)	68-16	1601	226	620	365	77	97	794	14	110	124	278	109	0	57	111	10	652	9.6
Hardaway (DEN)	14-14	325	47	126	373	12	19	632	1	26	27	77	25	0	17	38	2	134	9.6
Johnson	51-13	1200	186	383	486	109	146	747	14	50	64	258	69	0	35	67	8	481	9.4
Rider	10-1	173	37	81	457	13	17	765	10	23	63	12	11	0	3	14	2	93	9.3
McCloud	69-26	1830	206	576	358	132	163	810	67	184	251	204	175	3	58	144	19	604	8.8
Cheaney	68-47	1631	224	466	481	46	67	687	57	183	240	110	156	1	34	70	21	494	7.3
Abdul-Wahad	20-12	417	55	145	379	24	32	750	39	39	78	22	51	0	18	24	9	135	6.8
Hamilton	54-15	848	103	245	420	118	181	652	110	143	253	14	104	0	21	60	18	324	6.0
Harvey (TOT)	47-4	841	108	217	498	54	90	600	80	147	227	37	115	1	21	33	24	270	5.7
Harvey (DEN)	29-4	679	94	191	492	44	68	647	68	113	181	32	88	1	17	25	19	232	8.0
Satterfield	36-4	560	73	199	367	36	46	783	17	35	52	108	43	0	31	53	1	189	5.3
Bateer	27-10	408	53	132	402	29	37	584	32	64	96	22	94	3	10	32	5	139	5.1
Williams	41-16	737	86	217	396	30	41	732	82	127	209	13	98	1	17	35	33	202	4.9
Bowen	75-21	1686	147	307	479	69	92	750	134	165	299	52	171	1	75	41	41	384	4.9
Scott	21-10	252	37	75	493	8	20	400	53	50	103	8	49	0	3	15	6	82	3.9
Andersen	24-1	262	25	74	338	22	28	786	38	76	7	35	0	0	7	13	28	72	3.0
Arroyo (TOT)	37-1	371	49	111	441	13	18	722	12	28	40	70	30	0	11	23	1	111	3.0
Arroyo (DEN)	20-1	275	36	82	439	8	19	750	9	19	9	49	18	0	5	11	1	81	4.1

NUGGETS 82 19805 2915 6870 424 1306 1756 744 1117 2310 3427 1817 1873 22 613 1205 462 7559 92.2
OPPONENTS 82 19805 3005 6540 459 1602 1744 747 995 2529 3524 1968 1646 11 671 1173 560 8036 98.0

Three-Point Field Goals: Lenard, 89-240 (.371); Van Exel, 85-252 (.408); LaFrentz, 75-173 (.434); Possey, 67-237 (.283); McCloud, 60-222 (.270); Hardaway, 28-75 (.373); Satterfield, 7-27 (.258); Rider, 6-15 (.400); Bateer, 4-12 (.333); Abdul Wahad, 1-2 (.500); Bowen, 1-12 (.083); Johnson, 0-5 (.000); Andersen, 0-4 (.000); Cheaney, 0-4 (.000); Arroyo, 0-2 (.000); Williams, 0-2 (.000); Howard, 0-1 (.000).
Nuggets: 423-1285 (.329). **Opponents:** 424-1173 (.361).

2002-03 (WON 17, LOST 65)

PLAYER	G-GS	MIN	FG	FGA	PCT	FT	FTA	PCT	OFF	DEF	TOT	AST	PF	DQ	STL	TO	BLK	PTS	AVG
Howard	77-77	2730	567	1261	450	282	351	803	181	404	585	234	239	2	77	189	27	1418	18.4
Possey	25-24	1272	121	324	373	86	102	843	38	107	145	78	63	1	29	66	6	352	14.1
Nenē	80-53	2258	321	619	519	197	341	578	208	283	491	149	295	4	127	181	65	839	10.5
Whitney	29-20	762	94	261	360	46	57	807	1	45	46	124	77	1	17	55	1	277	9.6
White	72-19	1563	260	638	408	98	125	784	43	170	213	121	134	1	45	158	32	650	9.0
Williams (TOT)	78-11	1881	228	579	394	78	102	765	24	147	171	266	140	0	77	114	6	627	8.0
Williams (DEN)	27-9	712	94	241	390	30	45	667	12	49	61	138	56	0	16	53	3	255	9.4
Harvey	77-17	1613	246	551	446	118	176	670	125	284	409	100	203	2	48	123	27	611	7.9
Camby	29-9	616	93	227	410	33	50	660	75	133	208	4	69	1	20	27	40	221	7.6
Yarborough	59-39	1381	168	428	393	49	62	790	36	126	162	130	145	2	57	81	33	406	6.9
Trepagnier	8-0	97	17	40	425	7	7	1000	8	8	16	6	5	0	8	8	0	45	5.6
Satterfield	22-6	420	51	165	309	16	23	696	12	23	35	53	30	0	18	36	2	123	5.6
Blount	54-24	885	105	267	393	71	99	717	62	121	183	35	112	1	22	70	51	281	5.2
Andersen	58-3	907	114	285	400	77	140	550	109	165	274	32	90	1	35	60	60	305	5.2
J. Harrington	82-51	2003	169	467	362	73	112	852	44	206	250	277	256	6	80	157	15	418	5.1
Tskitskhvili	81-16	1320	115	393	293	48	65	738	64	117	181	91	130	1	31	84	29	315	3.9
Bowen	62-31	996	97	197	492	27	41	659	78	79	157	54	82	0	65	43	29	223	3.6
Crotty	12-0	180	14	41	341	9	15	600	1	14	15	29	16	0	3	9	0	41	3.4
Savovic	27-0	256	29	93	312	21	29	724	9	16	25	22	33	0	14	21	1	83	3.1
Brown (TOT)	10-2	33	12	35	343	6	8	750	8	10	18	7	14	0	4	9	1	30	3.0
Brown (DEN)	3-2	71	7	25	280	4	6	667	4	7	11	5	11	0	4	4	1	18	6.0
A. Harrington (TOT)	19-0	111	11	37	297	3	4	750	1	7	8	12	8	0	2	2	1	30	1.6
A. Harrington (DEN)	6-0	74	7	20	350	1	2	500	1	5	6	10	6	0	1	0	0	19	3.2
Bryant	3-0	14	1	1	000	1	2	500	1	1	2	2	4	0	0	2	1	1	0.3

NUGGETS 82 19730 2689 6544 411 1294 1850 699 1112 2363 3475 1737 2056 23 712 1514 422 6901 84.2
OPPONENTS 82 19730 2696 6087 443 1768 2337 757 861 2434 3304 1764 1899 16 742 1405 538 7580 92.4

Three-Point Field Goals: Whitney, 43-128 (.336); Tskitskhvili, 37-152 (.243); Williams, 37-102 (.363); White, 32-134 (.239); Possey, 24-88 (.273); Yarborough, 21-78 (.269); J. Harrington, 7-28 (.250); Satterfield, 5-28 (.179); Crotty, 4-13 (.308); A. Harrington, 4-11 (.364); Savovic, 4-26 (.154); Trepagnier, 1-0 (.000); Bowen, 2-7 (.286); Camby, 2-5 (.400); Howard, 2-4 (.500); Harvey, 1-7 (.143); Nenē, 0-3 (.000); Andersen, 0-1 (.000); Brown, 0-1 (.000).
Nuggets: 229-824 (.278). **Opponents:** 224-1130 (.374).

2003-04 (WON 43, LOST 39)

PLAYER	G-GS	MIN	FG	FGA	PCT	FT	FTA	PCT	OFF	DEF	TOT	AST	PF	DQ	STL	TO	BLK	PTS	AVG
Anthony	82-82	2995	624	1465	426	408	525	777	183	315	498	227	225	1	97	247	41	1725	21.0
Miller	82-82	2838	430	941	457	342	411	832	127	239	366	501	194	2	142	215	25	1214	14.8
Lenard	73-70	2233	394	833	472	144	182	791	46	154	200	151	177	1	61	101	12	1038	14.2
Nenē	77-77	2504	334	630	530	240	352	850	154	349	503	188	280	3	116	183	41	908	11.8
Boykins	82-3	1849	321	766	419	142	162	877	42	101	143	295	84	0	51	100	3	839	10.2
Camby	72-72	2162	262	549	477	98	136	721	211	516	727	132	239	4	86	98	187	622	8.6
White	72-0	985	215	468	459	78	104	750	44	121	165	60	105	0	32	78	20	541	7.5
Barry	57-9	1101	120	297	404	60	71	845	25	98	123	147	66	0	57	53	8	351	6.2
Doleac (TOT)	12-0	1029	140	322	435	45	52	865	88	177	265	44	142	1	23	48	36	325	4.5
Doleac (DEN)	26-0	344	40	97	412	14	16	875	28	48	76	14	58	0	6	11	6	94	3.6
Elsion	62-14	875	94	199	472	30	45	667	65	138	203	32	145	2	35	35	39	218	3.5
Andersen	71-0	1029	90	203	443	63	107	589	89	209	298	35	119	0	34	48	114	243	3.4
Tskitskhvili	39-0	367	40	122	328	23	29	753	24	39	63	10	50	0	6	17	8	166	2.7
Trepagnier	11-0	96	10	38	263	3	6	500	6	9	15	4	7	0	3	6	0	25	2.3
Bowen	52-1	392	18	53	340	10	12	833	39	48	87	18	47	0	18	6	16	46	0.9
Pope	4-0	20	1	2	500	0	1	000	0	3	3	0	8	0	1	3	0	2	0.5

NUGGETS 82 19730 2993 6763 443 1655 2159 767 1083 2387 3470 1794 1804 13 745 1278 520 7972 97.2
OPPONENTS 82 19730 3019 6662 445 1700 2020 728 1056 2465 3521 1931 1895 16 664 1399 479 7884 96.1

Three-Point Field Goals: Lenard, 106-289 (.367); Anthony, 69-214 (.322); Boykins, 55-171



SEASON STATS SINCE JOINING THE NBA

SEASON BY SEASON

2004-05 (WON 49, LOST 33)

PLAYER	G-GS	MIN	FG	FGA	PCT	FT	FTA	PCT	OFF	DEF	TOT	AST	PF	DQ	STL	TO	BLK	PTS	AVG
Anthony	75-75	2608	530	1230	431	42	158	266	141	265	426	194	229	1	68	224	30	1558	20.8
Martin	70-67	2272	444	907	490	199	308	646	146	365	511	170	228	4	100	149	78	1087	15.5
Miller	82-82	2852	427	895	477	253	302	838	100	238	338	569	204	1	121	220	8	1113	13.6
Boyskins	82-5	2162	340	824	413	279	303	921	37	106	143	372	122	0	78	121	12	1015	12.4
Camby	66-66	2015	279	600	465	125	173	723	131	530	661	152	177	0	61	103	199	863	10.3
Lenard	3-1	54	10	26	385	5	8	825	0	6	6	2	0	1	2	0	0	29	9.7
Nené	55-18	1317	194	386	503	140	212	660	104	221	325	84	167	0	50	94	48	528	9.6
D. Johnson	71-40	1232	185	371	499	80	101	792	43	108	151	75	140	0	43	65	18	503	7.1
Person (DEN)	41-3	667	107	226	473	9	13	692	3	80	83	39	30	0	19	17	4	264	6.4
Person (DEN)	25-0	461	82	169	485	5	9	556	2	59	61	28	24	0	13	10	4	202	8.1
Buckner	70-41	1522	160	303	529	63	81	778	66	142	208	133	169	0	75	49	6	432	6.2
White	42-2	531	98	227	432	21	34	618	20	54	74	36	51	0	30	27	10	236	5.6
Najera (DEN)	68-4	1185	145	322	450	58	91	637	102	141	243	65	148	0	41	61	24	354	5.2
Najera (DEN)	26-0	575	75	150	500	29	46	630	49	76	125	28	77	0	23	29	14	179	6.9
Russell	70-2	1026	35	252	377	61	77	792	50	122	172	72	130	0	44	35	11	307	4.4
Elson	67-11	639	101	218	468	45	79	570	61	140	201	34	129	1	34	40	41	248	3.7
Flores (DEN)	16-0	77	14	29	483	2	2	1,000	1	2	3	11	9	0	2	11	0	35	2.2
Flores (DEN)	1-0	4	1	2	500	0	0	---	1	0	1	0	0	0	0	0	0	3	3.0
Tskitskhvili	23-0	158	15	51	294	4	7	571	11	18	29	4	24	0	8	14	8	34	1.5
Pope	9-0	27	2	6	333	0	0	---	5	3	8	5	0	1	1	2	4	0.4	

NUGETTS 82 19755 3038 6615 459 320 2313 763 967 2473 3440 1958 1878 7 750 1224 489 8161 99.5
OPPONENTS 82 19755 2950 6606 447 463 2189 746 975 2441 3416 1778 1960 19 636 1342 458 7995 97.5

Three-Point Field Goals: Boyskins, 56-166 (.337); Russell, 56-149 (.376); D. Johnson, 53-148 (.358); Buckner, 49-121 (.405); Anthony, 42-158 (.266); Person, 33-68 (.485); White, 19-44 (.432); Miller, 6-39 (.154); Lenard, 4-12 (.333); Elson, 1-3 (.333); Flores, 1-1 (.000); Martin, 0-12 (.000); Tskitskhvili, 0-7 (.000); Najera, 0-6 (.000); Camby, 0-4 (.000); Nené, 0-2 (.000).

Nuggets: 320-940 (.340). Opponents: 463-1342 (.345).

2005-06 (WON 44, LOST 38)

PLAYER	G-GS	MIN	FG	FGA	PCT	FT	FTA	PCT	OFF	DEF	TOT	AST	PF	DQ	STL	TO	BLK	PTS	AVG
Anthony	80-80	2941	756	1572	481	573	709	808	122	272	394	216	229	3	88	218	42	2122	26.5
Miller	82-82	2937	404	872	463	313	424	738	92	259	351	674	213	1	106	256	18	1126	13.7
Martin	56-49	1546	297	600	495	121	170	712	93	260	353	79	171	1	43	72	52	720	12.9
Camby	56-54	1857	302	649	465	111	156	712	132	536	668	115	158	1	79	92	184	716	12.8
Boyskins	60-0	1542	271	661	410	152	174	874	21	60	81	230	73	0	48	83	4	766	12.6
Patterson (DEN)	71-22	1733	327	635	515	203	338	601	118	126	244	122	150	0	76	150	21	858	12.1
Patterson (DEN)	26-20	736	139	256	543	65	112	580	45	45	90	67	71	0	34	68	9	344	13.2
Lenard	12-6	238	42	103	408	5	13	385	2	26	28	18	21	0	8	11	2	99	8.3
Watson	46-10	975	121	282	429	37	59	627	17	69	86	160	95	1	37	75	7	347	7.5
Buckner	73-27	1789	181	417	434	43	65	782	31	178	209	127	180	0	37	52	20	491	6.7
Johnson	58-21	924	132	306	431	34	42	810	19	77	96	55	86	0	25	46	26	354	6.1
Evans (DEN)	67-25	1393	131	268	489	115	217	530	171	331	502	38	166	0	40	85	10	377	5.6
Evans (DEN)	26-2	605	43	95	453	49	97	505	57	169	226	15	71	0	16	44	5	135	5.2
Najera	64-3	1449	127	301	422	88	114	781	128	197	325	52	165	0	53	54	34	347	5.4
Elson	72-54	1579	151	284	532	49	74	662	99	240	339	47	211	0	54	65	45	352	4.9
Smith (DEN)	22-4	210	30	72	417	5	8	625	3	13	16	9	28	0	5	4	6	80	3.6
Smith (DEN)	1-0	2	0	1	000	0	0	---	0	0	0	0	0	1	0	0	0	0	0.0
Kleiza	61-2	519	77	173	445	57	81	704	38	78	116	15	87	0	10	16	13	213	3.5
Eisley (DEN)	32-0	394	34	103	330	20	24	833	3	30	33	69	34	1	11	21	2	101	3.2
Eisley (DEN)	19-0	282	30	86	349	20	24	833	2	17	19	44	23	0	8	18	2	92	4.8
Hodge	14-0	33	5	13	385	3	8	375	5	2	7	6	7	0	2	8	0	13	0.9
Nené	1-0	3	0	1	000	0	0	---	0	0	0	0	1	0	0	0	0	0	0.0
Russell	1-0	3	0	0	0	0	0	---	0	1	1	0	0	0	0	0	0	0	0.0
NUGGETS	82	19930	3078	6672	.461	1721	2312	.744	903	2486	3389	1921	1863	7	698	1216	436	8227	100.3
OPPONENTS	82	19930	3078	6674	.464	1538	2090	.736	965	2469	3434	1959	1811	28	586	1233	463	8208	100.1

NUGETTS 82 19930 3078 6672 461 1721 2312 744 903 2486 3389 1921 1863 7 698 1216 463 8227 100.3
OPPONENTS 82 19930 3078 6674 454 1538 2090 736 965 2469 3434 1959 1817 28 586 1323 436 8208 100.1

Three-Point Field Goals: Buckner, 86-243 (.354); Watson, 68-172 (.355); Boyskins, 62-179 (.346); Johnson, 56-160 (.350); Anthony, 37-152 (.243); Eisley, 12-38 (.316); Lenard, 10-35 (.286); Martin, 5-22 (.227); Miller, 5-27 (.185); Najera, 4-12 (.333); Kleiza, 2-13 (.154); Camby, 1-11 (.091); Elson, 1-5 (.200); Patterson, 1-6 (.167); Smith, 0-1 (.000).

Nuggets: 350-1076 (.325). Opponents: 530-1480 (.358).

2006-07 (WON 45, LOST 37)

PLAYER	G-GS	MIN	FG	FGA	PCT	FT	FTA	PCT	OFF	DEF	TOT	AST	PF	DQ	STL	TO	BLK	PTS	AVG	
Anthony	65-65	2486	691	1453	476	459	568	808	143	248	391	249	203	1	77	234	23	1881	28.9	
Iverson (DEN)	65-64	2761	581	1313	442	485	610	795	23	170	193	468	95	0	123	268	13	1709	26.3	
Iverson (DEN)	50-49	2121	430	947	454	331	436	759	16	136	152	359	74	0	90	202	12	1241	24.8	
Boyskins	31-4	877	156	378	413	119	131	908	23	40	63	132	31	0	25	52	2	472	15.2	
Miller	22-23	822	117	248	472	85	79	104	209	67	82	85	47	211	0	70	70	4	200	13.0
J.R. Smith	63-24	1471	284	644	441	102	126	810	30	113	143	91	147	1	49	85	9	819	13.0	
Nené	64-42	1715	294	516	570	195	283	689	150	299	449	77	209	3	62	127	59	783	12.2	
Camby	70-70	2369	312	659	473	161	221	729	164	652	816	223	183	2	87	122	231	785	11.2	
Martin	2-2	63	8	16	500	3	12	250	6	14	20	0	10	0	0	5	0	19	9.5	
Kleiza	79-14	1498	200	474	422	115	135	852	77	189	266	45	144	0	28	79	14	598	7.6	
Najera	75-36	1658	204	354	576	88	123	715	131	179	310	64	207	3	73	56	26	497	6.6	
Blake (DEN)	82-42	2224	209	509	411	43	64	672	21	148	169	408	121	0	61	129	8	528	6.4	
Blake (DEN)	49-40	1642	164	380	432	32	44	727	14	110	124	324	72	0	51	101	5	408	8.3	
Jo. Smith	11-0	148	23	48	479	10	12	833	13	27	40	3	23	0	6	13	7	56	5.1	
Evans	66-11	1127	117	215	544	91	163	497	156	304	460	45	144	0	42	95	16	325	4.9	
Diawara	64-19	1177	100	292	342	35	53	660	27	83	110	55	132	0	30	37	7	284	4.4	
Johnson	39-7	419	50	154	325	16	21	762	10	47	57	17	39	0	16	27	12	135	3.5	
Carter	2-0	37	3	8	375	0	---	0	0	3	3	11	4	0	0	6	1	6	3.0	
Hodge	4-1	37	2	5	400	2	2	1,000	1	2	3	10	3	0	3	1	0	6	1.5	
Sampson	22-3	125	9	14	643	6	14	429	15	33	48	5	17	0	10	10	24	1.1		
Wafer (TOT)	1-0	1	0	1	000	0	0	---	0	0	0	0	0	0	0	0	0	0	0.0	

NUGETTS 82 19780 3164 6805 465 1827 2449 746 1001 2558 3559 1920 1756 11 678 1352 435 8639 105.4
OPPONENTS 82 19780 3257 7088 460 1438 1945 739 1006 2461 3467 2010 1946 14 680 1343 424 8506 103.7

Three-Point Field Goals: J.R. Smith, 149-382 (.390); Kleiza, 83-221 (.376); Blake (TOT), 67-208 (.327); Blake (DEN), 48-140 (.343); Iverson (TOT), 62-197 (.315); Iverson (DEN), 50-144 (.347); Diawara, 49-170 (.288); Boyskins, 41-110 (.373); Anthony, 40-149 (.268); Johnson, 19-88 (.216); Miller, 4-16 (.250); Najera, 1-12 (.083); Camby, 0-2 (.000); Carter, 0-2 (.000); Martin, 0-1 (.000); Nené, 0-1 (.000); Sampson, 0-1 (.000); Jo. Smith, 0-1 (.000); Wafer (TOT), 0-1 (.000); Evans, 0-0 (.000); Hodge, 0-0 (.000).

SEASON STATS SINCE JOINING THE NBA



2007-08 (WON 50, LOST 32)

PLAYER	G-GS	MIN	FG	FGA	PCT	FT	FTA	PCT	OFF	DEF	TOT	AST	PF	DQ	STL	TO	BLK	PTS	AVG
Iverson	82-82	3424	712	1556	458	645	797	809	47	196	243	586	109	0	160	245	12	2164	26.4
Anthony	77-77	2806	728	1481	492	464	580	786	178	393	571	259	253	2	98	253	39	1978	25.9
Martin	71-71	2160	376	699	538	123	212	580	105	356	461	90	235	3	88	91	85	877	12.4
Smith	74-0	1421	311	674	461	128	178	719	43	109	152	128	144	0	62	112	12	907	12.3
Kleiza	79-13	1889	311	659	472	164	213	770	92	241	333	95	181	0	44	89	19	880	11.1
Carmy	79-79	2757	286	635	450	143	202	708	230	807	1037	259	216	2	84	118	285	721	9.1
Carter	70-67	1960	218	476	458	64	85	753	27	173	200	388	172	2	108	124	28	545	7.8
Najera	78-3	1664	174	368	473	63	89	708	113	224	337	95	199	3	69	59	40	464	5.9
Nenê	16-1	266	29	71	408	27	49	551	30	57	87	15	46	1	9	21	14	85	5.3
Atkins	24-0	352	42	122	344	4	9	444	3	28	31	47	27	0	9	10	1	113	4.7
Green (non)	47-2	530	60	140	429	40	51	784	29	63	92	28	85	0	15	28	3	178	5.8
Green (non)	25-0	222	26	64	406	23	28	821	11	27	38	11	46	0	5	14	1	84	3.4
Wilks	8-0	122	10	23	435	2	2	1,000	4	8	12	6	9	0	5	5	0	24	3.0
Diawara	54-14	542	55	134	410	22	31	710	23	39	62	37	61	1	8	16	3	153	2.8
Hunter	19-2	120	15	28	536	9	9	250	10	19	29	0	20	0	0	7	6	39	2.1
Green (non)	17-0	74	7	25	290	11	12	917	0	10	10	11	5	0	2	9	0	27	1.6
Green (non)	9-0	30	3	9	333	3	4	750	0	6	6	3	2	0	1	2	0	10	1.1
Wafer	21-0	90	10	38	263	6	8	750	1	9	10	5	4	0	2	11	1	27	1.3
McCoy	6-1	33	1	1	1,000	1	2	500	1	6	7	0	7	0	0	4	5	3	0.5
NUGGETS	82	19855	3307	7038	470	1891	2519	751	918	2698	3616	2024	1731	14	752	1203	551	9074	110.7
OPPONENTS	82	19855	3307	7038	470	1891	2519	751	918	2698	3616	2024	1731	14	752	1203	551	9074	110.7

Three-Point Field Goals: Smith, 157-390 (.403); Iverson, 95-275 (.345); Kleiza, 94-277 (.339); Anthony, 58-164 (.354); Najera, 53-147 (.361); Carter, 45-129 (.349); Atkins, 25-79 (.316); Diawara, 21-66 (.318); Jones (DEN), 18-53 (.340); Jones (DEN), 9-23 (.391); Carmy, 6-20 (.300); Wilks, 2-5 (.400); Martin, 2-11 (.182); Green (TOT), 2-11 (.182); Green (DEN), 1-3 (.333); Wafer, 1-15 (.067); Nenê, 0-1 (.000); Hunter, 0-0 (.000); McCoy, 0-0 (.000).

Nuggets: 569-1605 (.355). **Opponents:** 621-1710 (.363).

2008-09 (WON 54, LOST 28)

PLAYER	G-GS	MIN	FG	FGA	PCT	FT	FTA	PCT	OFF	DEF	TOT	AST	PF	DQ	STL	TO	BLK	PTS	AVG
Anthony	66-66	2277	535	1207	443	371	468	793	106	344	450	222	195	1	75	199	24	1504	22.8
Iverson	3-3	123	18	40	450	18	25	720	3	5	8	20	3	0	3	10	1	56	18.7
Billups (TOT)	79-79	2788	410	980	418	418	458	913	32	207	239	506	161	0	93	177	18	1400	17.7
Billups (DEN)	77-77	2719	403	959	420	409	448	913	31	198	229	491	158	0	90	173	17	1375	17.9
Smith	81-18	2245	424	950	446	205	272	754	43	254	297	227	190	1	78	150	14	1233	15.2
Nenê	77-76	2510	428	709	604	266	368	723	183	415	598	108	278	5	95	147	101	1123	14.6
Martin	66-66	2111	318	648	491	119	197	604	81	314	395	132	201	1	96	104	74	769	11.7
Kleiza	82-7	1824	289	646	447	148	204	725	92	235	327	64	155	0	31	82	14	813	9.9
Andersen	71-1	1460	160	292	548	130	181	718	163	279	442	31	174	1	41	69	175	452	6.4
Jones	79-71	1426	154	336	458	110	151	728	58	110	168	78	199	0	49	68	19	429	5.4
Carter	78-5	1787	167	386	433	57	78	731	40	165	205	364	142	0	96	155	13	412	5.3
Balkman	53-10	780	110	217	558	42	65	646	86	117	203	34	98	1	47	35	23	264	5.0
Petro (TOT)	49-22	559	73	176	415	16	29	552	42	116	158	16	107	0	19	28	15	162	3.3
Petro (DEN)	27-10	217	27	63	429	6	14	429	15	48	63	10	56	0	3	13	10	60	2.2
Hart (TOT)	38-2	348	30	94	319	18	23	763	13	33	46	48	39	0	12	72	4	78	2.0
Hart (DEN)	11-0	30	5	10	500	3	4	750	1	3	4	5	4	0	0	3	0	13	1.2
Atkins	14-0	115	9	27	333	4	4	1,000	0	6	6	28	5	0	2	10	1	27	1.9
Weems	12-0	55	8	25	320	3	8	375	0	4	4	3	8	0	1	6	0	19	1.6
Howard	3-0	22	1	2	500	0	0	---	1	3	4	2	4	0	1	0	1	2	0.7
Samb	6-0	24	2	13	154	0	0	---	2	7	9	1	4	0	2	2	5	4	0.7
NUGGETS	82	19730	3058	6510	470	1891	2487	760	905	2507	3412	1820	1874	10	710	1257	492	8555	104.3
OPPONENTS	82	19730	3058	6510	470	1891	2487	760	905	2507	3412	1820	1874	10	710	1257	492	8555	104.3

Three-Point Field Goals: Jones, 11-17 (.647); Billups (DEN), 160-390 (.410); Billups (TOT), 162-397 (.408); Smith, 180-453 (.397); Anthony, 63-170 (.371); Martin, 14-38 (.368); Kleiza, 87-267 (.326); Atkins, 5-17 (.294); Balkman, 2-7 (.286); Iverson, 2-8 (.250); Carter, 21-88 (.239); Andersen, 2-10 (.200); Nenê, 1-5 (.200); Hart (TOT), 0-6 (.000); Hart (DEN), 0-2 (.000); Weems, 0-3 (.000); Petro (TOT), 0-2 (.000); Petro (DEN), 0-1 (.000); Samb, 0-1 (.000); Howard, 0-0 (.000).

Nuggets: 548-1477 (.371). **Opponents:** 601-1643 (.366).

2009-10 (WON 53, LOST 29)

PLAYER	G-GS	MIN	FG	FGA	PCT	FT	FTA	PCT	OFF	DEF	TOT	AST	PF	DQ	STL	TO	BLK	PTS	AVG
Anthony	69-69	2634	688	1502	458	508	612	830	152	302	454	222	225	2	88	209	30	1943	28.2
Billups	73-73	2490	402	962	418	446	512	910	25	203	228	409	153	1	82	177	9	1427	19.5
Smith	75-0	2076	428	1033	414	142	201	706	28	206	234	183	174	1	99	139	20	1156	15.4
Nenê	82-82	2755	421	717	587	293	416	704	166	461	627	203	281	7	115	125	82	1135	13.8
Martin	58-58	1986	283	620	456	93	167	542	142	404	546	109	196	2	72	91	61	667	11.5
Afflalo	82-75	2230	272	585	465	72	98	735	59	193	252	138	225	1	46	74	30	724	8.8
Lawson	65-8	1316	201	390	515	106	140	757	42	82	124	203	89	0	48	82	2	542	8.3
Andersen	76-0	1692	142	251	566	164	236	695	147	336	483	33	171	1	42	59	143	448	5.9
Graham	63-16	759	105	202	520	54	73	740	39	84	123	22	104	0	23	43	7	266	4.2
Karl (TOT)	7-1	113	11	32	344	4	6	667	4	14	18	15	14	1	3	10	1	28	4.0
Petro	36-16	436	54	101	535	14	21	667	32	97	129	14	80	0	10	23	13	122	3.4
Carter	54-7	859	76	181	420	11	13	846	17	72	89	160	72	0	39	58	13	180	3.3
Allen	51-3	456	46	116	397	12	13	923	36	46	82	16	68	0	11	22	5	105	2.1
Balkman	13-1	91	6	18	333	2	6	333	4	19	23	7	16	0	8	6	2	14	1.1
NUGGETS	82	19780	3124	6678	468	1937	2508	772	889	2505	3394	1719	1844	15	683	1136	417	8729	106.5
OPPONENTS	82	19780	3124	6678	468	1937	2508	772	889	2505	3394	1719	1844	15	683	1136	417	8729	106.5

Three-Point Field Goals: Afflalo, 108-249 (.434); Lawson, 34-83 (.410); Billups, 157-407 (.386); Smith, 158-467 (.338); Anthony, 59-187 (.316); Martin, 8-29 (.276); Carter, 17-63 (.270); Karl (TOT), 2-11 (.182); Allen, 1-6 (.167); Graham, 2-13 (.154); Balkman, 0-7 (.000); Andersen, 0-3 (.000); Nenê, 0-2 (.000); Petro, 0-1 (.000).

Nuggets: 544-1517 (.359). **Opponents:** 523-1498 (.349).

SEASON BY SEASON





SEASON STATS SINCE JOINING THE NBA

2010-11 (WON 50, LOST 32)

PLAYER	G-GS	MIN	FG	FGA	PCT	FT	FTA	PCT	OFF	DEF	TOT	AST	PF	DQ	STL	TO	BLK	PTS	AVG
Anthony	50-50	1774	437	967	452	343	417	823	77	305	382	140	134	2	43	142	31	1259	25.2
Billups	51-51	1646	235	536	438	265	287	923	12	113	125	271	94	0	52	129	12	840	16.5
Gallinari (TOT)	62-60	2104	265	640	414	337	391	862	59	246	305	104	144	0	51	83	27	970	15.6
Gallinari (DEN)	14-12	433	54	131	470	10	101	772	11	65	76	22	27	0	13	25	9	206	14.7
Felton (TOT)	75-54	2737	427	1005	425	194	241	805	48	221	269	625	150	0	125	221	0	1164	15.5
Felton (DEN)	21-9	663	88	204	435	37	60	617	9	67	75	137	37	0	28	45	0	241	11.5
Chandler (TOT)	72-49	2400	429	953	450	130	161	807	75	333	408	120	199	2	48	104	94	1100	15.3
Chandler (DEN)	21-19	642	101	241	419	34	42	810	13	92	105	34	47	0	14	37	24	262	12.5
Nene	75-75	2291	402	654	615	286	402	711	145	426	571	149	238	5	84	134	73	1091	14.5
Afflalo	69-69	2324	312	627	498	138	163	847	45	206	251	188	153	2	34	71	31	867	12.6
Smith	79-6	1968	341	784	435	163	221	738	45	277	322	175	173	0	92	100	16	969	12.3
Lawson	80-31	2103	346	688	503	172	225	764	67	142	209	377	133	1	80	137	4	833	11.7
Harrington	73-3	1665	281	675	416	86	117	735	76	256	332	101	202	4	39	106	10	765	10.5
Martin	48-48	1233	185	362	511	42	72	583	67	230	297	109	136	2	43	59	35	414	8.6
Andersen	45-0	732	82	137	599	86	135	637	75	144	219	20	79	1	23	25	58	250	5.6
Forbes	63-11	791	124	273	454	59	87	678	28	88	116	49	77	0	23	46	6	326	5.2
Williams	42-32	713	82	181	453	34	46	739	74	149	223	19	92	0	18	37	22	198	4.7
Mozgov (TOT)	45-14	524	63	133	474	37	52	712	46	75	121	15	84	1	15	35	25	163	3.6
Mozgov (DEN)	11-0	66	11	21	524	6	8	750	5	12	17	0	8	0	1	3	2	28	2.5
Koufos (TOT)	50-2	434	68	150	453	24	43	558	57	73	130	7	59	0	10	31	25	180	3.6
Koufos (DEN)	11-1	98	21	42	500	12	19	632	15	18	33	0	9	0	2	6	5	54	4.9
Balkman	5-0	44	5	9	556	3	4	750	1	3	4	2	11	0	3	0	2	13	2.6
Ely	30-2	366	28	51	549	13	21	619	27	47	74	14	50	1	4	14	11	69	2.3
Carter	14-0	153	10	30	333	2	2	1000	0	12	12	26	19	0	9	14	1	26	1.9
NUGGETS	82	19705	3145	6613	476	1859	2429	765	791	2652	3443	1813	1719	18	605	1157	352	8811	107.5
OPPONENTS	82	19705	3145	6613	476	1859	2429	765	791	2652	3443	1813	1719	18	605	1157	352	8811	107.5

Three-Point Field Goals: Smith, 124-318 (.380); Harrington, 117-328 (.357); Felton (TOT), 116-329 (.353); Felton (DEN), 28-61 (.459); Chandler (TOT), 112-320 (.350); Chandler (DEN), 26-75 (.347); Billups, 105-238 (.441); Afflalo, 105-248 (.423); Gallinari (TOT), 132-293 (.352); Gallinari (DEN), 20-54 (.370); Lawson, 69-171 (.404); Anthony, 42-126 (.333); Forbes, 19-58 (.328); Carter, 4-12 (.333); Martin, 2-9 (.222); Nene, 1-5 (.200); Andersen, 0-1 (.000); Koufos (TOT), 0-2 (.000); Koufos (DEN), 0-0 (.000); Balkman, 0-0 (.000); Ely, 0-0 (.000); Mozgov (TOT), 0-0 (.000); Mozgov (DEN), 0-0 (.000); Williams, 0-0 (.000).

Nuggets: 662-1704 (.388). Opponents: 576-1675 (.344).

2011-12 (WON 38, LOST 28)

PLAYER	G-GS	MIN	FG	FGA	PCT	FT	FTA	PCT	OFF	DEF	TOT	AST	PF	DQ	STL	TO	BLK	PTS	AVG
Lawson	61-61	2124	374	767	488	178	216	824	54	173	227	401	94	0	82	149	6	999	16.4
Afflalo	62-62	2086	329	699	471	197	247	798	40	157	197	149	134	0	36	85	13	943	15.2
Gallinari	43-40	1351	193	466	414	182	209	871	28	174	202	116	86	0	42	68	23	628	14.6
Harrington	64-1	1761	345	773	446	119	176	676	72	318	390	88	181	0	58	112	12	910	14.2
Nene	28-27	826	143	281	509	90	133	677	43	165	208	61	69	0	36	77	25	376	13.4
McGee (TOT)	61-45	1535	307	552	556	77	167	461	163	314	477	31	166	0	35	87	132	691	11.3
McGee (DEN)	20-5	411	93	152	612	19	51	373	36	79	115	6	48	0	10	19	31	205	10.3
Fariel	46-39	1037	181	309	586	109	164	665	142	210	352	36	116	0	34	54	47	471	10.2
A. Miller	66-7	1809	242	552	438	137	169	811	53	168	221	441	133	0	63	177	9	639	9.7
Chandler	8-6	215	31	79	392	10	12	833	6	35	41	17	18	0	6	18	6	75	9.4
Brewer	59-17	1287	201	463	434	90	130	692	43	107	150	88	113	0	72	56	17	525	8.9
Fernandez	31-1	710	99	225	440	30	43	698	9	56	65	75	37	0	31	40	3	268	8.6
Koufos	48-24	792	115	192	599	33	55	600	95	163	258	15	96	1	24	33	41	263	5.5
Mozgov	44-35	687	100	190	526	39	57	684	53	126	179	22	86	0	15	53	42	239	5.4
Andersen	32-1	486	59	108	546	50	82	610	48	100	148	6	52	1	19	17	46	168	5.3
Hamilton	28-2	258	48	111	432	2	5	400	11	51	62	20	15	0	4	16	3	115	4.4
Carroll	4-0	21	6	6	1000	0	0	---	0	3	3	3	1	0	0	2	0	12	3.2
Stone	22-2	179	13	31	419	8	11	727	5	20	25	37	18	0	8	11	6	36	1.6
NUGGETS	66	16040	2572	5404	476	1293	1760	735	738	2105	2843	1581	1297	2	540	1015	330	6872	104.1
OPPONENTS	66	16040	2541	5569	456	1029	1356	759	730	1928	2658	1528	1452	9	524	1028	439	6682	101.2

Three-Point Field Goals: Harrington, 101-303 (.333); Afflalo, 88-221 (.398); Lawson, 73-200 (.365); Gallinari, 60-183 (.328); Fernandez, 40-122 (.328); Brewer, 33-127 (.260); Miller, 18-83 (.217); Hamilton, 17-47 (.362); Chandler, 3-12 (.250); Stone, 2-11 (.182); Nene, 0-2 (.000); Andersen, 0-0 (.000); Carroll, 0-0 (.000); Koufos 0-0 (.000); McGee, 0-0 (.000); Mozgov, 0-0 (.000).

Nuggets: 435-1311 (.332). Opponents: 571-1489 (.383).

2012-13 (WON 57, LOST 25)

PLAYER	G-GS	MIN	FG	FGA	PCT	FT	FTA	PCT	OFF	DEF	TOT	AST	PF	DQ	STL	TO	BLK	PTS	AVG
Lawson	73-71	2513	448	971	461	235	311	756	36	162	198	501	135	0	107	182	8	1216	16.7
Gallinari	71-71	2309	364	871	418	266	348	822	65	302	367	176	130	0	64	111	36	1149	16.2
Chandler	43-8	1079	210	455	462	88	111	793	45	173	218	58	119	0	45	60	12	560	13.0
Iguodala	80-80	2779	396	879	451	155	270	574	82	341	423	433	127	0	139	206	52	1038	13.0
Brewer	82-2	2003	375	883	425	149	216	690	55	180	235	124	154	0	118	102	23	990	12.1
Fariel	80-80	2248	380	680	552	163	266	613	260	474	734	77	234	1	81	113	83	923	11.5
A. Miller	82-11	2151	303	632	479	163	194	840	60	178	238	494	159	0	73	172	11	786	9.6
McGee	79-0	1433	303	527	575	110	186	591	158	223	381	24	184	1	30	90	157	717	9.1
Koufos	81-81	1817	295	508	581	58	104	558	211	351	562	32	246	4	44	53	103	648	8.0
Fournier	38-4	428	75	152	493	30	39	769	6	29	35	44	65	0	19	32	1	202	5.3
Hamilton	40-1	397	64	201	418	13	26	500	32	63	95	23	24	0	15	19	8	208	5.2
Randolph	39-0	329	56	114	491	31	45	689	29	66	95	12	41	0	19	37	21	143	3.7
Mozgov	41-1	366	44	87	506	20	26	769	50	57	107	9	57	1	6	25	18	108	2.6
Stone	4-0	28	2	2	1000	3	4	750	2	1	3	2	4	0	1	2	0	7	1.8
O. Miller	7-0	26	4	12	333	1	2	500	1	1	2	3	3	0	1	1	0	9	1.3
NUGGETS	82	19905	3339	6983	478	1505	2146	701	1092	2601	3653	2002	1682	7	762	1253	533	8704	106.1
OPPONENTS	82	19905	3321	7025	444	1358	1858	731	1020	2391	3431	1936	1775	11	658	1305	554	8287	101.1

Three-Point Field Goals: Gallinari, 135-362 (.373); Brewer, 91-307 (.296); Iguodala, 91-287 (.317); Lawson, 85-232 (.366); Chandler, 52-126 (.413); Hamilton, 27-73 (.370); Fournier, 22-54 (.407); A. Miller, 17-44 (.266); McGee, 1-1 (.000); Randolph, 0-8 (.000); Mozgov, 0-2 (.000); Koufos, 0-1 (.000); O. Miller, 0-1 (.000).

Nuggets: 521-1518 (.343). Opponents: 687-1894 (.363).

SEASON STATS SINCE JOINING THE NBA



2013-14 (WON 36, LOST 46)

PLAYER	G-GS	MIN	FG	FGA	PCT	FT	FTA	PCT	OFF	DEF	TOT	AST	PF	DQ	STL	TO	BLK	PTS	AVG
Lawson	62-61	2222	347	806	431	324	406	.798	40	175	215	543	113	1	100	200	10	1090	17.6
Fariel	80-77	2178	447	820	545	202	311	.650	238	446	684	86	193	0	70	135	69	1096	13.7
Chandler	62-55	1927	307	738	416	110	152	.724	58	236	294	114	193	4	46	79	31	846	13.6
Foye	81-78	2485	361	875	413	157	185	.849	36	196	232	287	205	4	67	145	39	1068	13.2
Hickson	69-52	1859	332	654	508	150	290	.517	206	426	632	96	177	0	47	128	51	814	11.8
Robinson	44-1	866	164	383	428	71	85	.835	21	50	81	112	92	0	36	58	4	457	10.4
Mozgov	82-30	1770	285	545	523	196	260	.754	171	357	528	62	213	3	27	122	100	770	9.4
Brooks (TOT)	72-12	1557	233	581	401	83	95	.874	43	97	140	233	146	0	52	117	13	645	9.0
Brooks (DEN)	29-12	841	129	318	406	46	51	.902	20	58	78	150	70	0	27	66	7	346	11.9
Fournier	76-4	1504	228	554	419	93	123	.736	34	168	202	112	179	1	34	100	7	638	8.4
McGee	5-5	30	17	38	447	1	1	1.000	10	7	17	2	16	0	1	8	7	35	7.0
Hamilton	39-11	670	99	254	390	23	31	.742	23	110	133	34	31	0	31	27	13	266	6.8
Arthur	68-1	1161	162	410	395	53	62	.855	52	158	210	61	185	3	39	58	47	401	5.9
A. Miller	30-2	570	66	144	458	35	47	.745	16	57	73	100	32	0	15	33	7	176	5.9
Q. Miller	52-16	789	94	256	367	39	55	.709	36	111	147	26	70	0	22	48	32	257	4.9
Randolph	43-5	527	68	176	386	52	69	.754	20	102	122	32	64	0	26	39	19	206	4.8
Vesely (TOT)	54-1	776	89	173	514	19	56	.339	81	110	191	21	121	3	53	36	35	197	3.6
Vesely (DEN)	21-0	306	41	81	506	11	26	.423	28	50	78	11	57	2	27	14	16	93	4.4

NUGGETS 82 19755 3147 7042 447 1563 2154 726 1009 2717 3726 1838 1890 18 615 1305 459 8559 104.4
OPPONENTS 82 19755 3238 7086 457 1654 2168 763 930 2865 3595 1843 1778 11 694 1178 4569 8735 106.5

Three-Point Field Goals: Foye, 189-458 (.380); Chandler, 122-351 (.348); Fournier, 89-237 (.376); Lawson, 72-202 (.356); Robinson, 58-154 (.377); Hamilton, 45-129 (.349); Brooks (DEN), 42-116 (.362); Q. Miller, 30-94 (.319); Arthur, 24-64 (.375); Randolph, 18-61 (.295); A. Miller, 9-18 (.500); Mozgov, 4-24 (.167); Hickson, 0-8 (.000); Fariel, 0-3 (.000); McGee, 0-0 (---); Vesely (DEN), 0-0 (---).

Nuggets: 702-1959 (.358). **Opponents:** 605-1724 (.351).

2014-15 (WON 30, LOST 52)

PLAYER	G-GS	MIN	FG	FGA	PCT	FT	FTA	PCT	OFF	DEF	TOT	AST	PF	DQ	STL	TO	BLK	PTS	AVG
Lawson	75-75	2665	404	926	436	265	363	.730	42	192	234	720	120	0	92	185	9	1143	15.2
Afflalo	53-53	1750	281	657	428	127	151	.841	21	159	180	101	108	0	32	83	5	771	14.5
Chandler	78-75	2471	418	975	429	110	142	.775	96	379	475	134	231	2	58	110	29	1085	13.9
Fariel	75-71	2086	373	736	507	199	288	.691	242	426	668	89	211	2	62	118	57	946	12.6
Gallinari	59-27	1426	228	568	401	171	191	.895	31	187	218	83	94	0	47	57	20	734	12.4
Foye	50-21	1087	148	402	368	45	55	.818	9	76	85	119	97	0	34	60	11	435	8.7
Mozgov	35-35	897	117	232	504	63	86	.733	91	181	272	16	114	2	15	47	41	299	8.5
Nelson (TOT)	63-29	1406	205	504	407	24	36	.667	33	113	146	253	136	1	47	102	6	523	8.3
Nelson (DEN)	34-5	702	135	300	450	11	19	.579	16	50	66	125	70	1	25	61	4	327	9.6
Hickson	73-8	1411	218	458	475	116	201	.577	150	302	452	57	136	0	36	96	35	552	7.6
Nurkic	62-27	1103	171	383	446	84	132	.636	125	257	382	50	207	6	52	86	68	426	6.9
Barton (TOT)	58-0	984	150	353	425	74	94	.787	26	136	162	81	70	0	48	61	19	397	6.8
Barton (DEN)	28-0	683	112	253	443	64	79	.810	23	105	128	54	50	0	34	44	15	307	11.0
Arthur	58-4	980	155	384	404	46	59	.780	53	118	171	57	146	2	48	47	26	382	6.6
Robinson	33-1	465	71	204	348	26	40	.650	14	25	39	77	68	0	14	22	3	192	5.8
McGee	17-0	195	34	61	557	20	29	.690	14	34	48	1	28	0	2	13	19	88	5.2
Gee	39-0	511	66	137	482	48	65	.738	21	49	70	19	42	0	28	25	6	190	4.9
Lauvergne	24-1	288	36	89	404	18	28	.643	27	50	77	13	43	1	8	22	10	93	3.9
Harris	55-6	719	66	217	304	35	47	.745	21	43	64	29	71	0	39	38	7	188	3.4
Green	43-1	410	61	162	377	10	12	.833	7	24	31	39	26	0	12	14	0	146	3.4
Clark (TOT)	30-0	192	19	55	345	9	9	1.000	4	12	16	12	20	0	9	9	3	57	1.9
Clark (DEN)	7-0	31	4	11	364	4	4	1.000	0	3	3	2	8	0	3	2	1	13	1.9
Franklin	3-0	13	1	2	500	0	0	---	1	1	2	3	4	0	0	3	1	3	1.0

NUGGETS 82 19880 3099 7158 433 1462 1991 734 1012 2653 3665 1788 1882 16 641 1166 367 8320 101.5
OPPONENTS 82 19880 3164 6909 458 1652 2208 748 899 2798 3697 1894 1698 8 611 1177 504 8611 105.5

Three-Point Field Goals: Chandler, 139-406 (.342); Gallinari, 107-301 (.355); Foye, 94-263 (.357); Afflalo, 82-243 (.337); Lawson, 70-205 (.341); Nelson (DEN), 46-130 (.354); Arthur, 26-110 (.236); Robinson, 24-92 (.261); Harris, 21-103 (.204); Barton, 19-67 (.284); Green, 14-47 (.298); Gee, 10-24 (.417); Lauvergne, 3-16 (.188); Mozgov, 2-6 (.333); Fariel, 1-8 (.125); Clark (DEN), 1-5 (.200); Franklin, 1-2 (.500); Hickson, 0-2 (.000); Nurkic, 0-2 (.000); McGee, 0-0. **Nuggets:** 660-2032 (.325). **Opponents:** 631-1823 (.346).

SEE PAGES 74-75 FOR 2015-16 STATS



HUSTLEBOARD	
BLAZERS	GUEST
5 BLOCKED SHOTS	3
19 REBOUNDS	30
7 STEALS	4
TOTAL	
xfinity	

STATS CENTRAL			
BLAZERS	GUEST	BLAZERS	GUEST
42 FIELD GOAL PCT.	45	24 POINTS IN PAINT	34
76 FREE THROW PCT.	66	10 FAST BREAK POINTS	10
13 FREE THROWS MADE	6	8 ASSISTS	15
26 3-POINT PCT.	40	6 TURNOVERS	12
5 3-POINTERS MADE	4	CHARGES TAKEN	
6 OFF REBOUNDS	11	8 TOTAL FOULS	10
8 2ND CHANCE PTS.	6	26 BENCH POINTS	13

PACIFIC OFFICE AUTOMATION
rebound

family! trailblazers.com/co Win awesome stuff and be the envy of your friends and family!

FOR THE THIRSTY

riocity. est. 1979

25.6
2



DENVER NUGGETS

FRANCHISE HISTORY

2016-17 MEDIA GUIDE



ALL-TIME ROSTER

INCLUDES GAMES PLAYED WITH DENVER ONLY

MAHMOUD ABDUL-RAUF (FORMERLY CHRIS JACKSON)

Height: 6-1 Weight: 162 Louisiana State '92 Born Mar. 9, 1969

Acquired: Drafted, No. 3 overall, in 1990 Departed: Traded to Sacramento on Jun. 13, 1996

YEAR	GP	MIN	FGM	FGA	PCT	FTM	FTA	PCT	OFF	DEF	REB	AST	PF	DQ	STL	BLK	PTS	AVG
90-91	67	1505	417	1009	.413	84	98	.857	34	87	121	206	149	2	55	4	942	14.1
91-92	81	1538	356	845	.421	94	108	.870	22	92	114	192	130	0	44	4	837	10.3
92-93	81	2710	633	1407	.450	217	232	.935	51	174	225	344	179	0	84	8	1553	19.2
93-94	80	2617	588	1279	.460	219	229	.956	27	141	168	362	150	1	82	10	1437	18.0
94-95	73	2082	472	1005	.470	138	156	.885	32	105	137	263	126	0	77	9	1165	16.0
95-96	57	2029	414	955	.434	146	157	.930	26	112	138	389	117	0	64	3	1095	19.2

TOTALS 439 12481 2880 6500 .443 898 980 .916 192 711 903 1756 851 3 406 38 7029 16.0
 Three-point field goals: '90-91, 24-100 (.240); '91-92, 31-94 (.330); '92-93, 70-197 (.355); '93-94, 42-133 (.316); '94-95, 83-215 (.386); '95-96, 121-309 (.392)
 Totals: 371-1048 (.354).

PLAYOFFS GP	MIN	FGM	FGA	PCT	FTM	FTA	PCT	OFF	DEF	REB	AST	PF	DQ	STL	BLK	PTS	AVG	
1994	12	339	57	154	.370	29	31	.935	3	15	18	30	29	0	5	1	155	12.9
1995	3	76	12	33	.364	14	14	1.000	2	3	5	5	8	0	2	0	40	13.3
TOTAL S	15	415	69	187	.369	43	45	.956	5	18	23	35	37	0	7	1	195	13.0

TOTALS 15 415 69 187 .369 43 45 .956 5 18 23 35 37 0 7 1 195 13.0
 Three-point field goals: 1994, 12-37 (.324); 1995, 2-12 (.167); Totals: 14-49 (.286).

TARIQ ABDUL-WAHAD

Height: 6-6 Weight: 223 San Jose State '98 Born Nov. 3, 1974

Acquired: By trade from Orlando on Feb. 1, 2000 Departed: Traded to Dallas on Feb. 21, 2002

YEAR	GP	MIN	FGM	FGA	PCT	FTM	FTA	PCT	OFF	DEF	REB	AST	PF	DQ	STL	BLK	PTS	AVG
99-00	15	373	51	131	.389	31	42	.738	24	28	52	26	31	0	6	12	134	8.9
00-01	29	420	43	111	.387	21	36	.583	14	45	59	22	54	0	14	13	111	3.8
01-02	12	295	36	103	.350	15	22	.682	30	21	51	15	33	0	11	7	88	7.3

TOTALS 56 1088 130 345 .377 67 100 .670 68 94 162 63 118 0 31 32 333 6.0
 Three-point field goals: '99-00, 1-2 (.500); '00-01, 4-10 (.400); '01-02, 1-2 (.500). Totals: 6-14 (.429).

MICHAEL ADAMS

Height: 5-10 Weight: 165 Boston College '85 Born Jan. 19, 1963

Acquired: By trade from Washington on Nov. 2, 1987 Departed: Traded to Washington on Jun. 11, 1991

YEAR	GP	MIN	FGM	FGA	PCT	FTM	FTA	PCT	OFF	DEF	REB	AST	PF	DQ	STL	BLK	PTS	AVG
87-88	82	2778	416	927	.449	166	199	.834	40	183	223	503	138	0	168	16	1137	13.9
88-89	77	2787	468	1082	.443	322	393	.819	71	212	283	490	149	0	166	11	1424	18.5
89-90	79	2690	398	989	.402	267	314	.850	49	176	225	495	133	0	121	3	1221	15.5
90-91	66	2346	560	1421	.394	465	529	.879	58	198	256	693	162	1	147	6	1752	26.5

TOTALS 304 10601 1842 4419 .416 1220 1435 .850 218 769 987 2181 582 1 602 36 5534 18.2
 Three-point field goals: '87-88, 139-379 (.367); '88-89, 166-466 (.356); '89-90, 158-432 (.366); '90-91, 167-564 (.296). Totals: 630-1841 (.342).

PLAYOFFS GP	MIN	FGM	FGA	PCT	FTM	FTA	PCT	OFF	DEF	REB	AST	PF	DQ	STL	BLK	PTS	AVG	
1988	11	406	47	130	.362	36	41	.878	9	27	36	64	19	0	18	2	147	13.4
1989	2	75	15	36	.417	7	8	.875	5	12	17	9	6	0	3	0	47	23.5
1990	3	105	13	34	.382	7	8	.875	0	6	6	18	10	0	4	0	39	13.0

TOTALS 16 586 75 200 .375 50 57 .877 14 45 59 91 35 0 25 2 233 14.6
 Three-point field goals: 1988, 17-54 (.315); 1989, 10-22 (.450); 1990, 6-20 (.300). Totals: 33-96 (.344).

ARRON AFFLALO

Height: 6-5 Weight: 215 UCLA '07 Born Oct. 15, 1985

Acquired: By trade from Detroit on July 13, 2009 Departed: Traded to Orlando on Aug. 10, 2012

Re-Acquired: By trade from Orlando on June 27, 2014 Departed: Traded to Portland on Feb. 19, 2015

YEAR	GP	MIN	FGM	FGA	PCT	FTM	FTA	PCT	OFF	DEF	REB	AST	PF	DQ	STL	BLK	PTS	AVG
09-10	82	2221	272	585	.465	72	99	.735	59	193	252	138	225	1	46	30	724	8.8
10-11	69	2324	312	627	.498	138	163	.847	45	206	251	168	153	2	34	31	867	12.6
11-12	62	2086	329	699	.471	197	247	.798	40	157	197	149	134	0	36	13	943	15.2
14-15	53	1750	281	657	.428	127	151	.841	21	159	180	101	108	0	32	5	771	15.9

TOTALS 266 8381 1194 2568 .465 534 659 .810 165 715 880 556 620 3 148 79 3305 14.2
 Three-point field goals: '09-10, 108-249 (.434); '10-11, 105-248 (.423); '11-12, 88-221 (.398); '14-15, 82-243 (.337). Totals: 383-961 (.399).

PLAYOFFS GP	MIN	FGM	FGA	PCT	FTM	FTA	PCT	OFF	DEF	REB	AST	PF	DQ	STL	BLK	PTS	AVG	
2010	6	120	20	32	.625	9	11	.818	1	12	13	7	21	0	1	2	55	9.2
2011	3	85	12	34	.250	7	8	.875	0	9	9	7	10	0	0	0	34	11.3
2012	7	229	30	74	.405	12	15	.800	5	25	30	19	14	0	5	2	76	10.9

TOTALS 16 434 62 140 .443 28 34 .824 6 46 52 33 45 0 6 4 165 10.3
 Three-point field goals: 2010, 6-14 (.429); 2011, 3-12 (.250); 2012, 4-20 (.200). Totals: 13-46 (.283).



MARK ALARIE

Height: 6-8 Weight: 217 Duke '86 Born Dec. 11, 1963

Acquired: Drafted, No. 18 overall, in 1986 Departed: Traded to Washington on Nov. 2, 1987

YEAR	GP	MIN	FGM	FGA	PCT	FTM	FTA	PCT	OFF	DEF	REB	AST	PF	DQ	STL	BLK	PTS	AVG
86-87	64	1110	217	443	.490	67	101	.663	73	141	214	74	138	1	22	28	503	7.9
Three-point field goals: 2-9 (.222)																		
PLAYOFFS	GP	MIN	FGM	FGA	PCT	FTM	FTA	PCT	OFF	DEF	REB	AST	PF	DQ	STL	BLK	PTS	AVG
1987	3	41	9	15	.600	2	2	1.000	0	5	5	1	9	0	2	2	20	6.7
Three-point field goals: 0-0																		

CORY ALEXANDER

Height: 6-1 Weight: 190 Virginia '96 Born Jun. 22, 1973

Acquired: Signed as a free agent on Mar. 4, 1998 Departed: Waived on Oct. 30, 2000

YEAR	GP	MIN	FGM	FGA	PCT	FTM	FTA	PCT	OFF	DEF	REB	AST	PF	DQ	STL	BLK	PTS	AVG
97-98	23	797	111	255	.435	55	65	.846	10	89	99	138	45	0	45	6	323	14.0
98-99	36	778	97	260	.373	37	44	.841	7	67	74	119	77	0	35	5	261	7.3
99-00	29	329	28	98	.286	17	22	.773	8	34	42	58	39	0	24	2	82	2.8
TOTALS	88	1904	236	613	.385	109	131	.832	25	190	215	315	161	0	104	13	666	7.6
Three-point field goals: '97-98, 46-112 (.411); '98-99, 30-105 (.286); '99-00, 9-35 (.257). Totals: 85-252 (.337).																		

JEROME ALLEN

Height: 6-4 Weight: 184 Pennsylvania '95 Born Jan. 28, 1973

Acquired: By trade from Indiana on Feb. 20, 1997 Departed: Renounced following '96-97 season

YEAR	GP	MIN	FGM	FGA	PCT	FTM	FTA	PCT	OFF	DEF	REB	AST	PF	DQ	STL	BLK	PTS	AVG
96-97	25	251	21	74	.284	15	25	.600	12	21	33	43	17	0	4	4	64	2.6
Three-point field goals: 7-34 (.206)																		

MALIK ALLEN

Height: 6-10 Weight: 255 Villanova '00 Born Jun. 27, 1978

Acquired: By trade from Milwaukee on Jul. 31, 2009 Departed: Contract expired at end of '09-10 season

YEAR	GP	MIN	FGM	FGA	PCT	FTM	FTA	PCT	OFF	DEF	REB	AST	PF	DQ	STL	BLK	PTS	AVG
09-10	51	456	46	116	.397	12	13	.923	36	46	82	16	68	0	11	5	105	2.1
Three-point field goals: 1-6 (.167)																		
PLAYOFFS	GP	MIN	FGM	FGA	PCT	FTM	FTA	PCT	OFF	DEF	REB	AST	PF	DQ	STL	BLK	PTS	AVG
2010	4	11	0	1	.000	0	0	---	2	1	3	0	2	0	1	0	0	0.0
Three-point field goals: 0-0																		

CHRIS ANDERSEN

Height: 6-10 Weight: 228 Blinn (Texas) J.C. '99 Born Jul. 7, 1978

Acquired: Signed as a free agent from the NBDL on Nov. 21, 2001

Acquired: Signed as a free agent on July 24, 2008

Departed: Contract expired at end of '03-04 season

Departed: Amnestied on July 17, 2012

YEAR	GP	MIN	FGM	FGA	PCT	FTM	FTA	PCT	OFF	DEF	REB	AST	PF	DQ	STL	BLK	PTS	AVG
01-02	24	262	25	74	.338	22	28	.786	38	38	76	7	35	0	7	28	72	3.0
02-03	59	907	114	285	.400	77	140	.550	109	165	274	32	90	1	30	60	305	5.2
03-04	71	1029	90	203	.443	63	107	.589	89	209	298	35	119	0	34	114	243	3.4
08-09	71	1460	160	292	.548	130	181	.718	163	279	442	31	174	1	41	175	452	6.4
09-10	76	1695	142	251	.566	164	236	.695	147	336	483	33	171	1	42	143	448	5.9
10-11	45	732	82	137	.599	86	135	.637	75	144	219	20	79	1	23	58	250	5.6
11-12	32	486	59	108	.546	50	82	.610	48	100	148	6	52	1	19	46	168	5.3
TOTALS	378	6571	672	1350	.498	592	909	.651	669	1271	1940	165	720	5	198	624	1938	5.1
Three-point field goals: '01-02, 0-4 (.000); '02-03, 0-1 (.000); '03-04, 0-1 (.000); '08-09, 2-10 (.200); '09-10, 0-3 (.000); '10-11, 0-1 (.000); '11-12, 0-0 (---). Totals: 2-20 (.100).																		
PLAYOFFS	GP	MIN	FGM	FGA	PCT	FTM	FTA	PCT	OFF	DEF	REB	AST	PF	DQ	STL	BLK	PTS	AVG
2004	5	34	3	9	.333	0	0	---	6	8	14	2	3	0	1	2	6	1.2
2009	15	328	34	54	.630	29	44	.659	29	66	95	9	42	0	5	32	97	6.3
2010	6	116	9	17	.529	9	14	.643	7	20	27	1	14	0	1	6	27	4.5
2011	5	73	7	11	.636	10	14	.714	5	9	14	3	8	0	3	7	24	2.8
TOTALS	31	551	53	91	.582	48	72	.667	47	103	150	15	67	0	10	47	154	4.8
Three-point field goals: 2004, 0-0 (---); 2009, 0-1 (.000); 2010, 0-0 (---); 2011, 0-0 (---). Totals: 0-1 (.000)																		

CLIFF ANDERSON

Height: 6-4 Weight: 200 St. Joseph's (PA) '67 Born Sept. 7, 1945

YEAR	GP	MIN	FGM	FGA	PCT	FTM	FTA	PCT	OFF	DEF	REB	AST	PF	DQ	STL	BLK	PTS	AVG
69-70	3	22	2	4	.500	2	6	.333	1	3	4	4	3	0	-	3	6	2.0
Three-point field goals: 0-0																		





ALL-TIME ROSTER

DWIGHT ANDERSON

Height: 6-3 Weight: 185 Southern California '82 Born Dec. 28, 1960
Acquired: Signed 10-day contract on Dec. 30, 1982 Departed: Was not offered a second 10-day contract

YEAR	GP	MIN	FGM	FGA	PCT	FTM	FTA	PCT	OFF	DEF	REB	AST	PF	DQ	STL	BLK	PTS	AVG
82-83	5	133	7	14	.500	7	10	.700	0	2	2	3	7	0	1	5	21	4.2

Three-point field goals: 0-0.

GREG "CADILLAC" ANDERSON

Height: 6-10 Weight: 240 Houston '87 Born Jun. 22, 1964
Acquired: By trade from New Jersey on Jan. 23, 1991 Departed: Contract expired at end of '91-92 season

YEAR	GP	MIN	FGM	FGA	PCT	FTM	FTA	PCT	OFF	DEF	REB	AST	PF	DQ	STL	BLK	PTS	AVG
90-91	41	659	85	193	.440	44	87	.506	67	170	237	12	107	3	25	36	214	5.2
91-92	82	2793	389	854	.456	167	268	.623	337	604	941	78	263	3	88	65	945	11.5
TOTALS	123	3452	474	1047	.452	211	355	.594	404	774	1178	90	370	6	113	101	1159	9.4

Three-point field goals: '91-92, 0-4 (.000).

RICHARD ANDERSON

Height: 6-10 Weight: 240 UC-Santa Barbara '82 Born Nov. 19, 1960
Acquired: By trade from San Diego on Oct. 4, 1983 Departed: Contract expired at end of '83-84 season

YEAR	GP	MIN	FGM	FGA	PCT	FTM	FTA	PCT	OFF	DEF	REB	AST	PF	DQ	STL	BLK	PTS	AVG
83-84	78	1380	272	638	.426	116	150	.773	163	270	406	193	183	0	46	109	663	8.5
Three-point field goals: 3-19 (.158)																		
PLAYOFFS	GP	MIN	FGM	FGA	PCT	FTM	FTA	PCT	OFF	DEF	REB	AST	PF	DQ	STL	BLK	PTS	AVG
1984	4	37	6	15	.400	4	6	.667	1	8	9	5	6	0	0	1	16	4.0
Three-point field goals: 0-1 (.000)																		

CARMELO ANTHONY

Height: 6-8 Weight: 230 Syracuse '03 Born May 29, 1984
Acquired: Drafted, No. 3 overall in 2003 Departed: Traded to New York on Feb. 22, 2011

YEAR	GP	MIN	FGM	FGA	PCT	FTM	FTA	PCT	OFF	DEF	REB	AST	PF	DQ	STL	BLK	PTS	AVG
03-04	82	2994	624	1465	.426	408	525	.777	183	315	498	227	225	1	97	41	1725	21.0
04-05	75	2608	530	1230	.431	456	573	.796	141	285	779	194	229	1	68	30	1558	20.8
05-06	80	2940	756	1572	.481	573	709	.808	122	272	764	216	229	3	88	42	2122	26.5
06-07	65	2485	691	1453	.476	459	568	.808	143	248	884	249	203	1	77	22	1881	28.9
07-08	77	2806	728	1481	.492	464	590	.786	178	393	528	259	253	2	98	39	1978	25.7
08-09	66	2277	535	1207	.443	371	468	.793	106	344	537	222	195	1	75	24	1504	22.8
09-10	69	2634	688	1502	.458	508	612	.830	152	302	417	222	225	2	88	30	1943	28.2
10-11	50	1774	437	967	.452	343	417	.823	77	305	96	140	134	2	43	31	1259	25.2
TOTALS	564	2052	4989	10877	.459	3582	4462	.803	1102	2464	3566	1729	1693	13	634	259	13970	24.8
Three-point field goals: '03-04, 69-214 (.322); '04-05, 42-158 (.266); '05-06, 37-152 (.243); '06-07, 40-149 (.268); '07-08, 58-164 (.354); '08-09, 63-170 (.371); '09-10, 59-187 (.316); '10-11, 42-126 (.333). Totals: 410-1,320 (.311).																		
PLAYOFFS	GP	MIN	FGM	FGA	PCT	FTM	FTA	PCT	OFF	DEF	REB	AST	PF	DQ	STL	BLK	PTS	AVG
2004	4	143	21	64	.328	16	20	.800	7	26	33	11	11	1	5	0	60	15.0
2005	5	180	35	83	.422	26	32	.813	14	13	27	10	20	0	3	1	96	19.2
2006	5	193	33	99	.333	39	52	.750	12	21	33	14	20	1	4	1	105	21.0
2007	5	210	47	98	.480	31	39	.795	18	25	43	6	12	0	5	0	134	26.8
2008	4	146	32	98	.364	24	29	.828	19	19	38	8	17	1	2	1	90	22.5
2009	16	612	146	322	.453	119	144	.826	26	67	93	65	60	1	28	10	435	27.2
2010	6	254	64	138	.464	50	57	.877	14	37	51	20	26	1	12	3	184	30.7
TOTALS	45	1738	378	892	.424	305	373	.818	110	208	318	134	166	5	59	16	1104	24.5
Three-point field goals: 2004, 2-11 (.182); 2005, 0-1 (.000); 2006, 0-4 (.000); 2007, 9-18 (.500); 2008, 2-8 (.250); 2009, 24-66 (.364); 2010, 6-19 (.316). Totals: 43-127 (.339).																		

CARLOS ARROYO

Height: 6-2 Weight: 202 Florida International '01 Born Jul. 30, 1979
Acquired: Signed to a 10-day contract on Mar. 7, 2002 Departed: Waived on Aug. 15, 2002

YEAR	GP	MIN	FGM	FGA	PCT	FTM	FTA	PCT	OFF	DEF	REB	AST	PF	DQ	STL	BLK	PTS	AVG
01-02	20	275	36	82	.439	9	12	.750	9	19	28	49	18	0	5	1	81	4.1

Three-point field goals: 0-2 (.000).

VINCENT ASKEW

Height: 6-6 Weight: 235 Memphis '88 Born Feb. 28, 1966
Acquired: By trade from Indiana on Feb. 20, 1997 Departed: Renounced following '96-97 season

YEAR	GP	MIN	FGM	FGA	PCT	FTM	FTA	PCT	OFF	DEF	REB	AST	PF	DQ	STL	BLK	PTS	AVG
96-97	1	9	2	3	.667	2	2	1.000	0	0	0	0	0	0	0	0	6	6.0

Three-point field goals: 0-0.



CHUCKY ATKINS

Height: 5-11 Weight: 185 South Florida '96 Born Aug. 14, 1974

Acquired: Signed as a free agent on Jul. 16, 2007 Departed: Traded to Oklahoma City on Jan. 7, 2009

YEAR	GP	MIN	FGM	FGA	PCT	FTM	FTA	PCT	OFF	DEF	REB	AST	PF	DQ	STL	BLK	PTS	AVG
07-08	24	352	42	122	.344	4	9	.444	3	28	31	47	27	0	9	1	113	4.7
08-09	14	115	9	27	.333	4	4	1.000	0	6	6	28	5	0	2	1	27	1.9
TOTALS	38	467	51	149	.342	8	13	.615	3	34	37	75	32	0	11	2	140	3.7
Three point field goals: '07-08, 25-79 (.316); '08-09, 5-17 (.294). Totals: 30-96 (.313).																		
PLAYOFFS	GP	MIN	FGM	FGA	PCT	FTM	FTA	PCT	OFF	DEF	REB	AST	PF	DQ	STL	BLK	PTS	AVG
2008	1	3	0	1	.000	0	0	---	0	1	1	0	0	0	0	0	0	0.0
Three-point field goals: 0-1 (.000).																		

D.J. AUGUSTIN

Height: 6-0 Weight: 183 Texas '08 Born Nov. 10, 1987

Acquired: By trade from Oklahoma City on Feb. 18, 2016 Departed: Contract expired at end of 2015-16 season

YEAR	GP	MIN	FGM	FGA	PCT	FTM	FTA	PCT	OFF	DEF	REB	AST	PF	DQ	STL	BLK	PTS	AVG
15-16	28	659	102	229	.445	77	94	.819	3	49	52	132	44	0	25	2	325	11.6
Three-point field goals: 44-107 (.411).																		

RENALDO BALKMAN

Height: 6-8 Weight: 208 South Carolina '06 Born July 14, 1984

Acquired: By trade from New York on July 28, 2008 Departed: Traded to New York on Feb. 22, 2011

YEAR	GP	MIN	FGM	FGA	PCT	FTM	FTA	PCT	OFF	DEF	REB	AST	PF	DQ	STL	BLK	PTS	AVG
08-09	53	779	110	197	.558	42	65	.646	86	117	203	34	98	1	47	23	264	5.0
09-10	13	90	6	18	.333	2	6	.333	4	19	23	7	16	0	8	2	14	1.1
10-11	5	44	5	9	.556	3	4	.750	1	3	4	2	11	0	3	2	13	2.6
TOTALS	71	913	121	224	.540	47	75	.627	91	139	230	43	125	1	58	27	291	4.1
Three point field goals: '08-09, 2-7 (.286); '09-10, 0-7 (.000); '10-11, 0-0 (.000). Totals: 2-14 (.143).																		
PLAYOFFS	GP	MIN	FGM	FGA	PCT	FTM	FTA	PCT	OFF	DEF	REB	AST	PF	DQ	STL	BLK	PTS	AVG
2009	8	20	2	6	.333	0	0	---	2	2	4	1	3	0	4	0	4	0.5
Three-point field goals: 0-1 (.000).																		

JOHN BARNHILL

Height: 6-1 Weight: 183 Tennessee State '59 Born Mar. 20, 1938

Acquired: By trade from Indiana in Feb., 1971

YEAR	GP	MIN	FGM	FGA	PCT	FTM	FTA	PCT	OFF	DEF	REB	AST	PF	DQ	STL	BLK	PTS	AVG
70-71	24	684	101	255	.396	54	73	.740	20	34	54	77	55	1	-	-	274	11.4
Three-point field goals: 18-72 (.250)																		

JON BARRY

Height: 6-5 Weight: 210 Georgia Tech '92 Born Jul. 25, 1969

Acquired: Signed as a free agent on Aug. 19, 2003 Departed: Contract expired at end of '03-04 season

YEAR	GP	MIN	FGM	FGA	PCT	FTM	FTA	PCT	OFF	DEF	REB	AST	PF	DQ	STL	BLK	PTS	AVG
03-04	57	1101	120	297	.404	60	71	.845	25	98	123	147	66	0	57	8	351	6.2
Three-point field goals: 51-138 (.370)																		
PLAYOFFS	GP	MIN	FGM	FGA	PCT	FTM	FTA	PCT	OFF	DEF	REB	AST	PF	DQ	STL	BLK	PTS	AVG
2004	5	100	8	24	.333	2	3	.667	4	14	18	10	4	0	3	0	21	4.2
Three-point field goals: 3-9 (.333)																		

MENGKE BATEER

Height: 6-11 Weight: 290 China Born Nov. 20, 1975

Acquired: Signed as a free agent on Feb. 26, 2002 Departed: Contract expired at end of '01-02 season

YEAR	GP	MIN	FGM	FGA	PCT	FTM	FTA	PCT	OFF	DEF	REB	AST	PF	DQ	STL	BLK	PTS	AVG
01-02	27	408	53	132	.402	29	37	.784	32	64	96	22	94	3	10	5	139	5.1
Three-point field goals: 4-12 (.333)																		

TONY BATTIE

Height: 6-11 Weight: 240 Texas Tech '98 Born Feb. 11, 1976

Acquired: Drafted, No. 5 overall, in 1997 Departed: Traded to L.A. Lakers on Jun. 24, 1998

YEAR	GP	MIN	FGM	FGA	PCT	FTM	FTA	PCT	OFF	DEF	REB	AST	PF	DQ	STL	BLK	PTS	AVG
97-98	65	1506	234	525	.446	73	104	.702	138	213	351	60	199	6	54	69	544	8.4
Three-point field goals: 3-14 (.214)																		





ALL-TIME ROSTER

KENNY BATTLE

Height: 6-6 Weight: 211 Illinois '89 Born Oct. 10, 1964
Acquired: Claimed off waivers on Jan. 25, 1991 Departed: Contract expired at end of '90-91 season

YEAR	GP	MIN	FGM	FGA	PCT	FTM	FTA	PCT	OFF	DEF	REB	AST	PF	DQ	STL	BLK	PTS	AVG
90-91	40	682	95	196	.485	50	64	.781	62	61	123	47	83	0	41	12	243	6.1

Three-point field goals: 3-22 (.136).

BYRON BECK

Height: 6-9 Weight: 225 Denver '67 Born Jan. 25, 1945
Acquired: Drafted in the fifth round in 1967 Departed: Waived on Oct. 17, 1977

YEAR	GP	MIN	FGM	FGA	PCT	FTM	FTA	PCT	OFF	DEF	REB	AST	PF	DQ	STL	BLK	PTS	AVG
67-68	71	1623	275	570	.482	119	159	.748	-	-	559	38	219	6	-	-	669	9.4
68-69	71	2289	423	843	.502	182	238	.765	272	507	779	77	248	9	-	-	1030	14.5
69-70	79	2454	440	841	.523	137	174	.787	250	514	764	112	293	12	-	-	1017	12.9
70-71	84	2849	490	1033	.474	158	182	.868	280	604	884	177	273	7	-	-	1142	13.6
71-72	66	1816	337	669	.504	140	166	.843	171	357	528	136	213	7	-	-	814	12.3
72-73	77	2303	466	879	.530	158	198	.798	203	334	537	107	267	9	50	12	1092	14.2
73-74	82	1979	425	823	.516	120	141	.851	164	253	417	76	233	x	48	8	970	11.8
74-75	84	1818	384	745	.515	81	97	.835	127	216	343	106	270	x	59	14	849	10.1
75-76	80	1586	334	646	.519	97	116	.836	123	231	354	116	192	x	48	20	770	9.6
76-77	53	480	107	246	.435	36	44	.818	45	51	96	33	59	1	15	1	250	4.7

TOTALS 747 19192 3681 7295 .505 1228 1516 .810 1786 3478 5261 978 2267 51 220 55 8603 11.5
Three-point field goals: '67-68, 0-2 (.000); '68-69, 2-3 (.667); '69-70, 0-2 (.000); '70-71, 4-14 (.286); '71-72, 0-3 (.000); '72-73, 2-7 (.286); '73-74, 0-1 (.000); '74-75, 0-1 (.000); '75-76, 5-11 (.455). Totals: 13-44 (.295).

PLAYOFFS	GP	MIN	FGM	FGA	PCT	FTM	FTA	PCT	OFF	DEF	REB	AST	PF	DQ	STL	BLK	PTS	AVG
1968	5	160	23	50	.460	11	15	.733	29	26	55	5	21	1	-	-	571	1.4
1969	7	214	48	95	.505	14	17	.824	20	43	63	9	23	0	-	-	110	15.7
1970	12	439	77	176	.438	36	47	.766	36	108	144	19	41	0	-	-	191	15.9
1972	7	264	56	115	.487	26	28	.929	28	44	72	14	29	0	-	-	139	19.9
1973	4	130	28	63	.444	13	17	.765	19	20	39	5	16	0	2	0	69	17.2
1975	13	278	69	134	.515	24	28	.857	21	29	18	21	44	x	4	3	162	12.5
1976	13	276	42	95	.442	28	34	.824	19	38	57	11	41	x	4	1	112	8.6
1977	5	29	3	9	.333	2	2	1.000	2	4	6	1	5	0	0	0	8	1.6

TOTALS 66 1790 346 737 .469 154 188 .819 174 312 486 82 220 1 10 4 848 12.8
Three-point field goals: 1969, 0-1 (.000); 1970, 1-4 (.250); 1972, 1-4 (.250); 1976, 0-1. Totals: 2-10 (.200).

ART BECKER

Height: 6-8 Weight: 210 Arizona State '64 Born Jan. 12, 1942
Acquired: By trade from Indiana in Feb. 1971

YEAR	GP	MIN	FGM	FGA	PCT	FTM	FTA	PCT	OFF	DEF	REB	AST	PF	DQ	STL	BLK	PTS	AVG
70-71	29	803	183	365	.500	73	87	.840	-	-	209	31	107	3	-	-	440	15.2
71-72	84	2193	435	954	.456	165	195	.846	-	-	471	113	271	6	-	-	1035	12.3

TOTALS 113 2996 618 1319 .470 238 282 .844 247 433 680 144 378 9 - - 1475 13.1
Three-point field goals: '70-71, 1-2 (.500); '71-72, 0-3 (.000). Totals: 1-5 (.200).

PLAYOFFS	GP	MIN	FGM	FGA	PCT	FTM	FTA	PCT	OFF	DEF	REB	AST	PF	DQ	STL	BLK	PTS	AVG
1972	7	94	14	31	.452	6	9	.667	4	8	12	4	18	0	-	-	34	4.9

Three-point field goals: 0-1 (.000).

ELMER BENNETT

Height: 6-0 Weight: 170 Notre Dame '92 Born Feb. 13, 1970
Acquired: Signed to a 10-day contract on Jan. 7, 1997 Departed: Waived on Jan. 23, 1997

YEAR	GP	MIN	FGM	FGA	PCT	FTM	FTA	PCT	OFF	DEF	REB	AST	PF	DQ	STL	BLK	PTS	AVG
96-97	5	59	4	13	.308	2	4	.500	0	3	3	7	6	0	2	0	12	2.4

Three-point field goals: 2-6 (.333).

CHAUNCEY BILLUPS

Height: 6-3 Weight: 202 Colorado '99 Born Sept. 25, 1976
Acquired: By trade from Toronto on Jan. 21, 1999 Departed: Traded to Orlando on Feb. 1, 2000
Acquired: By trade from Detroit on Nov. 3, 2008 Departed: Traded to New York on Feb. 22, 2011

YEAR	GP	MIN	FGM	FGA	PCT	FTM	FTA	PCT	OFF	DEF	REB	AST	PF	DQ	STL	BLK	PTS	AVG
98-99	45	1488	191	495	.386	157	172	.913	24	72	96	173	115	0	58	14	624	13.9
99-00	13	305	34	101	.337	37	44	.841	8	26	34	39	27	0	10	2	112	8.6
00-01	77	2718	403	959	.420	409	448	.913	31	198	229	491	158	0	90	17	1375	17.7
01-02	73	2489	402	962	.418	466	512	.910	25	203	228	409	153	1	82	9	1427	19.5
10-11	51	1646	235	536	.438	265	287	.923	12	113	125	271	94	0	52	12	840	16.5

TOTALS 259 8646 1265 3053 .414 1334 1463 .912 100 612 712 1383 547 1 292 54 4378 16.9
Three-point field goals: '98-99, 85-235 (.362); '99-00, 7-41 (.171); '00-01, 160-390 (.410); '01-02, 157-407 (.386); '10-11, 105-238 (.441). Totals: 514-1311 (.392).

PLAYOFFS	GP	MIN	FGM	FGA	PCT	FTM	FTA	PCT	OFF	DEF	REB	AST	PF	DQ	STL	BLK	PTS	AVG
2009	16	619	90	197	.457	106	117	.906	5	56	61	109	38	0	20	4	330	20.6
2010	6	207	37	83	.446	37	42	.881	1	13	14	38	24	1	6	3	122	20.3

TOTALS 22 826 127 280 .454 143 159 .899 6 69 75 147 62 1 26 7 452 20.5
Three-point field goals: 2009, 44-94 (.468); 2010, 11-31 (.355). Totals: 55-125 (.440).





STEVE BLAKE

Height: 6-3 Weight: 172 Maryland '03 Born Feb. 26, 1980

Acquired: By trade from Milwaukee on Jan. 11, 2007 Departed: Contract expired at end of '06-07 season

YEAR	GP	MIN	FGM	FGA	PCT	FTM	FTA	PCT	OFF	DEF	REB	AST	PF	DQ	STL	BLK	PTS	AVG
06-07	49	1642	164	380	.432	32	44	.727	14	110	124	324	72	0	51	5	408	8.3
Three-point field goals: 48-140 (.343).																		
PLAYOFFS	GP	MIN	FGM	FGA	PCT	FTM	FTA	PCT	OFF	DEF	REB	AST	PF	DQ	STL	BLK	PTS	AVG
2007	5	180	14	31	.452	0	0	---	1	11	12	23	8	0	3	0	36	7.2
Three-point field goals: 8-16 (.500).																		

MARK BLOUNT

Height: 7-0 Weight: 250 Pittsburgh '99 Born Nov. 30, 1975

Acquired: Signed as a free agent on Aug. 8, 2002 Departed: Traded to Boston on Feb. 20, 2003

YEAR	GP	MIN	FGM	FGA	PCT	FTM	FTA	PCT	OFF	DEF	REB	AST	PF	DQ	STL	BLK	PTS	AVG
02-03	54	885	105	267	.393	71	99	.717	62	121	183	35	112	1	22	51	281	5.2
Three-point field goals: 0-0.																		

MELVIN BOOKER

Height: 6-1 Weight: 188 Missouri '94 Born Aug. 20, 1972

Acquired: Signed out of the CBA on Dec. 12, 1996 Departed: Waived on Dec. 28, 1996

YEAR	GP	MIN	FGM	FGA	PCT	FTM	FTA	PCT	OFF	DEF	REB	AST	PF	DQ	STL	BLK	PTS	AVG
96-97	5	21	2	4	.500	0	0	---	0	1	1	3	0	0	0	0	5	1.0
Three-point field goals: 1-2 (.500).																		

TOM BOSWELL

Height: 6-9 Weight: 225 South Carolina '75 Born Oct. 2, 1953

Acquired: Signed as a free agent on Sept. 8, 1978 Departed: Traded to Utah on Nov. 20, 1979

YEAR	GP	MIN	FGM	FGA	PCT	FTM	FTA	PCT	OFF	DEF	REB	AST	PF	DQ	STL	BLK	PTS	AVG
78-79	79	2201	321	603	.532	198	284	.697	248	290	538	242	263	4	50	51	840	10.6
79-80	18	522	72	135	.533	58	70	.829	40	74	114	46	56	1	5	8	203	11.3
TOTALS	97	2723	393	738	.533	256	354	.723	288	364	652	288	319	5	55	59	1043	10.8
Three-point field goals: '79-80, 1-2 (.500).																		
PLAYOFFS	GP	MIN	FGM	FGA	PCT	FTM	FTA	PCT	OFF	DEF	REB	AST	PF	DQ	STL	BLK	PTS	AVG
1979	3	120	21	35	.600	10	13	.769	14	13	27	16	10	0	3	5	52	17.3

RYAN BOWEN

Height: 6-9 Weight: 220 Iowa '98 Born Nov. 20, 1975

Acquired: Drafted in the second round in 1998 Departed: Waived on Jun. 10, 2004

YEAR	GP	MIN	FGM	FGA	PCT	FTM	FTA	PCT	OFF	DEF	REB	AST	PF	DQ	STL	BLK	PTS	AVG
99-00	52	589	46	117	.393	38	53	.717	75	39	114	20	95	0	39	13	131	2.5
00-01	57	696	80	144	.556	27	44	.614	62	51	113	30	95	0	37	12	191	3.4
01-02	75	1686	147	307	.479	69	92	.750	134	165	299	52	171	1	75	41	364	4.9
02-03	62	996	97	197	.492	27	41	.659	78	79	157	54	82	0	65	29	223	3.6
03-04	52	392	18	53	.340	10	12	.833	39	48	87	18	47	0	18	16	46	0.9
TOTALS	298	4359	388	818	.474	171	242	.707	388	382	770	174	490	1	234	111	945	3.2
Three-point field goals: '99-00, 1-9 (.111); '00-01, 4-11 (.364); '01-02, 1-12 (.083); '02-03, 2-7 (.286); '03-04, 0-0. Totals: 8-39 (.205).																		
PLAYOFFS	GP	MIN	FGM	FGA	PCT	FTM	FTA	PCT	OFF	DEF	REB	AST	PF	DQ	STL	BLK	PTS	AVG
2004	4	6	1	1	1.000	0	0	---	0	0	0	0	0	0	0	0	2	0.5
Three-point field goals: 0-0.																		

TOM BOWENS

Height: 6-8 Weight: 220 Grambling State '67 Born Jul. 7, 1940

Departed: Left as a free agent in 1968

YEAR	GP	MIN	FGM	FGA	PCT	FTM	FTA	PCT	OFF	DEF	REB	AST	PF	DQ	STL	BLK	PTS	AVG
67-68	67	1287	177	453	.391	55	90	.611	-	-	374	41	159	3	-	-	410	6.1
Three-point field goals: 1-2 (.500).																		
PLAYOFFS	GP	MIN	FGM	FGA	PCT	FTM	FTA	PCT	OFF	DEF	REB	AST	PF	DQ	STL	BLK	PTS	AVG
1968	5	94	14	31	.452	2	2	1.000	-	-	25	5	17	1	-	-	30	6.0
Three-point field goals: 0-1 (.000).																		





ALL-TIME ROSTER

EARL BOYKINS

Height: 5-5 Weight: 133 Eastern Michigan '98 Born Jun. 2, 1976
Acquired: Signed as a free agent on Aug. 18, 2003 Departed: Traded to Milwaukee on Jan. 11, 2007

YEAR	GP	MIN	FGM	FGA	PCT	FTM	FTA	PCT	OFF	DEF	REB	AST	PF	DQ	STL	BLK	PTS	AVG
03-04	82	1849	321	766	.419	142	162	.877	42	101	143	295	84	0	51	3	839	10.2
04-05	82	2162	340	824	.413	279	303	.921	37	106	143	372	122	0	78	12	1015	12.4
05-06	60	1542	271	661	.410	152	174	.874	21	60	81	230	73	0	48	4	756	12.6
06-07	31	877	156	378	.413	119	131	.908	23	40	63	132	31	0	25	2	472	15.2
TOTALS	255	6430	1088	2629	.414	692	770	.899	123	307	430	1029	310	0	202	21	3082	12.1

Three-point field goals: '03-04, 55-171 (.322); '04-05, 56-166 (.337); '05-06, 62-179 (.346); '06-07, 41-110 (.373). Totals: 214-626 (.342).

PLAYOFFS	GP	MIN	FGM	FGA	PCT	FTM	FTA	PCT	OFF	DEF	REB	AST	PF	DQ	STL	BLK	PTS	AVG
2004	5	121	28	63	.444	6	7	.857	6	6	12	19	6	0	5	1	67	13.4
2005	5	152	27	68	.397	17	19	.895	2	3	5	19	13	0	4	1	71	14.2
2006	5	140	19	59	.322	13	17	.765	3	4	7	20	6	0	4	0	55	11.0
TOTALS	15	413	74	190	.390	36	43	.837	11	13	24	58	25	0	13	2	193	12.9

Three-point field goals: 2004, 5-14 (.357); 2005, 0-7 (.000); 2006, 4-19 (.211). Totals: 9-40 (.225).

JIM BRADLEY

Height: 6-8 Weight: 215 Northern Illinois '73 Born Mar. 16, 1952

YEAR	GP	MIN	FGM	FGA	PCT	FTM	FTA	PCT	OFF	DEF	REB	AST	PF	DQ	STL	BLK	PTS	AVG
75-76	7	107	15	38	.395	2	3	.667	4	26	30	11	26	x	5	5	32	4.6

Three-point field goals: 0-0.

COREY BREWER

Height: 6-9 Weight: 188 Florida '07 Born Mar. 5, 1986
Acquired: By trade from Dallas on Dec. 13, 2011 Departed: Contract expired at end of '12-13 season

YEAR	GP	MIN	FGM	FGA	PCT	FTM	FTA	PCT	OFF	DEF	REB	AST	PF	DQ	STL	BLK	PTS	AVG
11-12	59	1287	201	463	.434	90	130	.692	43	107	150	88	113	0	72	17	525	8.9
12-13	82	2003	375	883	.425	149	216	.690	55	180	235	124	154	0	118	23	990	12.1
TOTALS	141	3290	576	1346	.427	239	346	.690	98	287	385	212	267	0	190	40	1515	10.7

Three-point field goals: '11-12, 33-127 (.260); '12-13, 91-307 (.296). Totals: 124-434 (.285)

PLAYOFFS	GP	MIN	FGM	FGA	PCT	FTM	FTA	PCT	OFF	DEF	REB	AST	PF	DQ	STL	BLK	PTS	AVG
2012	7	116	23	54	.426	6	8	.750	6	8	14	6	11	0	4	2	58	8.3
2013	6	146	21	68	.309	14	21	.667	3	8	11	7	19	0	6	1	65	10.8
TOTALS	13	262	44	122	.360	20	29	.689	9	16	25	13	30	0	10	3	123	9.4

Three-point field goals: 2012, 6-20 (.300); 2013, 9-36 (.250). Totals: 15-56 (.267).

AARON BROOKS

Height: 6-0 Weight: 161 Oregon '07 Born Jan. 14, 1985
Acquired: By trade from Houston on Feb. 20, 2014 Departed: Contract expired at end of '13-14 season

YEAR	GP	MIN	FGM	FGA	PCT	FTM	FTA	PCT	OFF	DEF	REB	AST	PF	DQ	STL	BLK	PTS	AVG
13-14	29	841	129	318	.406	46	51	.902	20	58	78	150	70	0	27	7	346	11.9

Three-point field goals: 42-116 (.362).

KEVIN BROOKS

Height: 6-8 Weight: 200 Southwestern Louisiana '91 Born Oct. 12, 1969
Acquired: By trade from Milwaukee on Jul. 1, 1991 Departed: Renounced following '93-94 season

YEAR	GP	MIN	FGM	FGA	PCT	FTM	FTA	PCT	OFF	DEF	REB	AST	PF	DQ	STL	BLK	PTS	AVG
91-92	37	270	43	97	.443	17	21	.810	13	26	39	11	19	0	8	2	105	2.8
92-93	55	571	93	233	.399	35	40	.875	22	59	81	34	46	0	10	2	227	4.1
93-94	34	190	36	99	.364	9	10	.900	5	16	21	3	19	0	0	2	85	2.5
TOTALS	126	1031	172	429	.401	61	71	.859	40	101	141	48	84	0	18	6	417	3.3

Three-point field goals: '91-92: 2-11 (.182); '92-93: 6-26 (.231); '93-94: 4-23 (.174). Totals: 12-60 (.200)

MICHAEL BROOKS

Height: 6-7 Weight: 220 La Salle '80 Born Aug. 17, 1958
Acquired: Signed for the remainder of the season on Mar. 4, 1988 Departed: Contract expired at end of '87-88 season

YEAR	GP	MIN	FGM	FGA	PCT	FTM	FTA	PCT	OFF	DEF	REB	AST	PF	DQ	STL	BLK	PTS	AVG
87-88	16	133	20	49	.408	3	4	.750	19	25	44	13	21	1	4	1	43	2.7

Three-point field goals: 0-0.

PLAYOFFS	GP	MIN	FGM	FGA	PCT	FTM	FTA	PCT	OFF	DEF	REB	AST	PF	DQ	STL	BLK	PTS	AVG
1988	4	11	1	3	.333	0	0	---	1	3	4	2	1	0	0	0	3	0.8

Three-point field goals: 0-0.



DEVIN BROWN

Height: 6-5 Weight: 235 Texas-San Antonio '02 Born Dec. 30, 1978
 Acquired: Signed a 10-day contract on Apr. 4, 2003 Departed: Was not signed to a second 10-day contract

YEAR	GP	MIN	FGM	FGA	PCT	FTM	FTA	PCT	OFF	DEF	REB	AST	PF	DQ	STL	BLK	PTS	AVG
02-03	3	71	7	25	.280	4	6	.667	4	7	11	5	11	0	4	1	18	6.0

Three-point field goals: 0-1 (.000).

LARRY BROWN

Height: 5-9 Weight: 160 North Carolina '63 Born Sept. 14, 1940
 Acquired: By trade from Virginia in Jan., 1971

YEAR	GP	MIN	FGM	FGA	PCT	FTM	FTA	PCT	OFF	DEF	REB	AST	PF	DQ	STL	BLK	PTS	AVG
70-71	34	813	85	236	.360	112	136	.824	-	-	62	208	96	1	-	-	287	8.4
71-72	76	2012	243	556	.437	198	244	.811	-	-	166	549	207	4	-	-	689	9.1
TOTALS	110	2825	328	792	.414	310	380	.816	64	164	228	757	303	5	-	-	976	8.9

Three-point field goals: '70-71, 5-19 (.263); '71-72, 5-25 (.200). Totals: 10-44 (.227)

PLAYOFFS	GP	MIN	FGM	FGA	PCT	FTM	FTA	PCT	OFF	DEF	REB	AST	PF	DQ	STL	BLK	PTS	AVG
1972	7	211	21	50	.420	23	24	.958	3	7	10	36	25	0	-	-	65	9.3

Three-point field goals: 0-3 (.000).

ROGER BROWN

Height: 6-11 Weight: 225 Kansas '71 Born Feb. 23, 1950
 Acquired: Signed as a free agent in 1975

YEAR	GP	MIN	FGM	FGA	PCT	FTM	FTA	PCT	OFF	DEF	REB	AST	PF	DQ	STL	BLK	PTS	AVG
75-76	37	291	28	61	.459	16	24	.667	25	50	75	22	63	x	8	22	74	2.0

Three-point field goals: 2-2 (1.000).

MARK BRYANT

Height: 6-9 Weight: 250 Seton Hall '88 Born Apr. 25, 1965
 Acquired: By trade from Philadelphia on Dec. 18, 2002 Departed: Traded to Boston on Feb. 20, 2003

YEAR	GP	MIN	FGM	FGA	PCT	FTM	FTA	PCT	OFF	DEF	REB	AST	PF	DQ	STL	BLK	PTS	AVG
02-03	3	14	0	1	.000	1	2	.500	1	1	2	2	4	0	0	0	1	0.3

Three-point field goals: 0-0.

GREG BUCKNER

Height: 6-4 Weight: 210 Clemson '88 Born Sept. 16, 1976
 Acquired: Signed as a free agent on Oct. 5, 2004 Departed: Signed with Dallas on Jul. 13, 2006

YEAR	GP	MIN	FGM	FGA	PCT	FTM	FTA	PCT	OFF	DEF	REB	AST	PF	DQ	STL	BLK	PTS	AVG
04-05	70	1522	160	303	.528	63	81	.778	66	142	208	133	169	0	75	6	432	6.2
05-06	73	1758	181	417	.434	43	55	.782	31	178	209	127	180	0	87	20	491	6.7
TOTALS	143	3280	341	720	.474	106	136	.779	97	320	417	260	349	0	162	26	923	6.5

Three-point field goals: '04-05, 49-121 (.405); '05-06, 86-243 (.354). Totals: 135-364 (.371)

PLAYOFFS	GP	MIN	FGM	FGA	PCT	FTM	FTA	PCT	OFF	DEF	REB	AST	PF	DQ	STL	BLK	PTS	AVG
2005	5	100	4	18	.222	0	0	---	1	15	16	5	14	0	2	1	10	2.0
2006	5	137	23	55	.418	7	8	.875	3	11	14	6	12	0	3	1	63	12.6
TOTALS	10	237	27	73	.370	7	8	.875	4	26	30	11	26	0	5	2	73	7.3

Three-Point Field Goals: 2005, 2-9, (.222); 2006, 10-32, (.313). Totals: 12-41 (.293).

LARRY BUNCE

Height: 7-0 Weight: 245 Utah State '67 Born Jul. 29, 1945
 Acquired: By trade from Los Angeles in Aug., 1968 Departed: Traded to Dallas on Jan. 3, 1969

YEAR	GP	MIN	FGM	FGA	PCT	FTM	FTA	PCT	OFF	DEF	REB	AST	PF	DQ	STL	BLK	PTS	AVG
68-69	23	225	22	58	.373	49	70	.700	17	41	58	2	44	1	-	-	93	4.0

Three-point field goals: 0-0.

DAVID BURNS

Height: 6-2 Weight: 180 St. Louis '81 Born Jul. 3, 1958
 Acquired: Signed as a free agent on Nov. 27, 1981 Departed: Waived on Dec. 16, 1981

YEAR	GP	MIN	FGM	FGA	PCT	FTM	FTA	PCT	OFF	DEF	REB	AST	PF	DQ	STL	BLK	PTS	AVG
81-82	6	53	5	11	.455	6	9	.667	1	2	3	11	13	0	2	0	16	2.7

Three-point field goals: 0-0.





ALL-TIME ROSTER

DAVE BUSTION

Height: 6-8 Weight: 215 Denver '72 Born Aug. 30, 1949
Acquired: Drafted in the fifth round in 1972

YEAR	GP	MIN	FGM	FGA	PCT	FTM	FTA	PCT	OFF	DEF	REB	AST	PF	DQ	STL	BLK	PTS	AVG
72-73	47	355	58	133	.436	42	59	.712	39	62	101	21	82	0	8	4	158	3.4
Three-point field goals: 0-0.																		
PLAYOFFS	GP	MIN	FGM	FGA	PCT	FTM	FTA	PCT	OFF	DEF	REB	AST	PF	DQ	STL	BLK	PTS	AVG
1973	1	11	2	7	.286	6	7	.857	0	1	1	1	3	0	0	0	10	10.0
Three-point field goals: 0-0.																		

MACK CALVIN

Height: 6-0 Weight: 175 Southern California '69 Born Jul. 27, 1947
Acquired: By trade from Carolina in Jun. 1974 Departed: Traded to Virginia in 1975
Re-acquired: Claimed off waivers on Feb. 15, 1977 Departed: Waived on Oct. 12, 1978

YEAR	GP	MIN	FGM	FGA	PCT	FTM	FTA	PCT	OFF	DEF	REB	AST	PF	DQ	STL	BLK	PTS	AVG
74-75	74	2463	483	996	.485	475	530	.896	36	174	210	570	206	0	140	8	1444	19.5
76-77	29	625	100	225	.444	123	144	.854	19	30	49	115	53	0	27	1	323	11.1
77-78	77	988	147	333	.441	173	206	.840	11	73	84	148	87	0	46	5	467	6.1
TOTALS	180	4076	730	1554	.470	771	880	.876	66	277	343	833	346	0	213	14	2234	12.4
Three-point field goals: '74-75, 3-16 (.188).																		
PLAYOFFS	GP	MIN	FGM	FGA	PCT	FTM	FTA	PCT	OFF	DEF	REB	AST	PF	DQ	STL	BLK	PTS	AVG
1975	13	144	76	163	.466	78	82	.951	6	35	41	68	50	0	23	1	223	17.9
1977	6	112	19	40	.475	24	29	.828	1	8	9	13	13	0	1	0	62	10.3
1978	12	135	19	42	.452	27	29	.931	3	5	8	21	11	0	7	0	65	5.4
TOTALS	31	691	114	245	.465	129	140	.921	10	48	58	102	74	0	31	1	360	11.6
Three-point field goals: 1975, 3-8 (.375).																		

MARCUS CAMBY

Height: 6-11 Weight: 235 Massachusetts '97 Born Mar. 22, 74
Acquired: By trade from New York in Jun. 26, 2002 Departed: Traded to L.A. Clippers on Jul. 15, 2008

YEAR	GP	MIN	FGM	FGA	PCT	FTM	FTA	PCT	OFF	DEF	REB	AST	PF	DQ	STL	BLK	PTS	AVG
02-03	29	616	93	227	.410	33	50	.660	75	133	208	47	69	1	20	40	221	7.2
03-04	72	2161	262	549	.477	98	136	.721	211	516	727	132	239	4	86	187	622	10.1
04-05	66	2015	279	600	.465	125	173	.723	131	530	661	152	177	0	61	199	683	10.0
05-06	56	1857	302	649	.465	111	156	.712	132	536	668	115	158	1	79	184	716	11.9
06-07	70	2369	312	659	.473	161	221	.729	164	652	816	223	183	2	87	231	785	11.1
07-08	79	2758	286	635	.450	143	202	.708	230	807	1037	259	216	2	84	285	721	13.1
TOTALS	372	11775	1534	3319	.462	671	938	.715	943	3174	4117	928	1042	10	417	1126	3748	11.1
Three-Point Field Goals: '02-03, 2-5 (.400); '03-04, 0-2 (.000); '04-05, 0-4 (.000); '05-06, 1-11 (.091); '06-07, 0-2 (.000); '07-08, 6-20 (.300). Totals: 9-44 (.205).																		
PLAYOFFS	GP	MIN	FGM	FGA	PCT	FTM	FTA	PCT	OFF	DEF	REB	AST	PF	DQ	STL	BLK	PTS	AVG
2004	5	194	27	55	.491	8	14	.571	14	43	57	12	21	0	4	7	63	11.4
2005	5	184	17	41	.415	17	27	.630	4	52	56	9	18	0	3	16	51	11.2
2006	5	175	26	62	.419	5	9	.556	13	42	55	11	14	0	4	14	57	11.0
2007	5	184	17	45	.378	4	6	.667	12	62	74	10	14	0	4	16	38	14.8
2008	4	124	5	21	.238	2	6	.333	11	42	53	12	10	0	4	12	13	13.3
TOTALS	24	861	92	224	.411	36	62	.581	54	241	295	54	77	0	19	65	222	12.3
Three-Point Field Goals: 1999, 0-1 (.000); 2000, 0-1 (.000); 2001, 0-0 (.000); 2004, 1-2 (.500); 2005, 0-0; 2006, 0-0; 2007, 0-0; 2008, 1-1 (1.000). Totals: 2-5 (.400).																		

LARRY CANNON

Height: 6-5 Weight: 195 La Salle '69 Born Apr. 12, 1947
Acquired: By trade from Miami in Jun., 1970

YEAR	GP	MIN	FGM	FGA	PCT	FTM	FTA	PCT	OFF	DEF	REB	AST	PF	DQ	STL	BLK	PTS	AVG
70-71	80	3097	751	1722	.436	606	763	.794	207	126	333	414	237	6	-	-	2126	26.6
Three-point field goals: 18-69 (.261).																		

FRANK CARD

Height: 6-7 Weight: 195 South Carolina State '64 Born Dec. 28, 1944
Acquired: Claimed off waivers in Nov. 1971

YEAR	GP	MIN	FGM	FGA	PCT	FTM	FTA	PCT	OFF	DEF	REB	AST	PF	DQ	STL	BLK	PTS	AVG
71-72	73	1443	225	494	.455	112	172	.651	143	187	330	79	204	4	2	2	562	7.7
72-73	4	36	6	15	.400	9	13	.692	4	3	7	0	4	0	0	0	21	5.3
TOTALS	77	1479	231	509	.454	121	185	.654	147	190	337	79	208	4	2	2	583	7.6
Three-point field goals: '71-72, 0-1 (.000).																		
PLAYOFFS	GP	MIN	FGM	FGA	PCT	FTM	FTA	PCT	OFF	DEF	REB	AST	PF	DQ	STL	BLK	PTS	AVG
1972	4	28	4	8	.500	0	1	.000	3	4	7	3	10	0	-	-	8	2.0
Three-point field goals: 0-0.																		



DEMARRÉ CARROLL

Height: 6-8 Weight: 212 Missouri '09 Born Jul. 27, 1986

Acquired: Signed as a free agent on Dec. 13, 2011 Departed: Waived on Feb. 4, 2012

YEAR	GP	MIN	FGM	FGA	PCT	FTM	FTA	PCT	OFF	DEF	REB	AST	PF	DQ	STL	BLK	PTS	AVG
11-12	4	21	6	6	1.000	0	0	---	0	3	3	3	1	0	0	0	12	3.0

Three-point field goals: 0-0.

JOE BARRY CARROLL

Height: 7-0 Weight: 245 Purdue '80 Born Jul. 24, 1958

Acquired: By trade from New Jersey on Feb. 21, 1990 Departed: Contract expired at end of '89-90 season

YEAR	GP	MIN	FGM	FGA	PCT	FTM	FTA	PCT	OFF	DEF	REB	AST	PF	DQ	STL	BLK	PTS	AVG
89-90	30	719	153	354	.432	52	70	.743	51	142	193	54	70	0	28	59	358	11.9

Three-point field goals: 0-0.

PLAYOFFS GP	MIN	FGM	FGA	PCT	FTM	FTA	PCT	OFF	DEF	REB	AST	PF	DQ	STL	BLK	PTS	AVG	
1990	3	46	9	16	.563	2	2	1.000	1	8	9	3	6	0	1	5	20	6.7

Three-point field goals: 0-0.

ANTHONY CARTER

Height: 6-2 Weight: 195 Hawaii '99 Born June 16, 1975

Acquired: Signed as a free agent on Oct. 2, 2006 Departed: Waived on Oct. 25, 2006

Acquired: Signed as a free agent on Apr. 13, 2007 Departed: Waived on Aug. 29, 2007

Acquired: Signed as a free agent on Aug. 31, 2007 Departed: Traded to New York on Feb. 2, 2011

YEAR	GP	MIN	FGM	FGA	PCT	FTM	FTA	PCT	OFF	DEF	REB	AST	PF	DQ	STL	BLK	PTS	AVG
06-07	2	37	3	8	.375	0	0	---	0	3	3	11	4	0	0	1	6	3.0
07-08	70	1959	218	476	.458	64	85	.753	27	173	200	388	172	2	107	28	545	7.8
08-09	78	1787	167	386	.433	57	78	.731	40	165	205	364	142	0	96	13	412	5.3
09-10	54	859	76	181	.420	11	13	.846	17	72	89	160	72	0	39	13	180	3.3
10-11	14	153	10	30	.333	2	2	1.000	0	12	12	26	19	0	9	1	26	1.9

TOTALS	218	4795	474	1081	.438	134	178	.753	84	425	509	949	409	2	251	56	1169	5.4
---------------	------------	-------------	------------	-------------	-------------	------------	------------	-------------	-----------	------------	------------	------------	------------	----------	------------	-----------	-------------	------------

Three-point field goals: 06-07, 0-2 (.000); '07-08, 45-129 (.340); '08-09, 21-88 (.239); '09-10, 17-63 (.270); '10-11, 4-12 (.333). Totals: 87-294 (.296)

PLAYOFFS GP	MIN	FGM	FGA	PCT	FTM	FTA	PCT	OFF	DEF	REB	AST	PF	DQ	STL	BLK	PTS	AVG	
2007	1	14	4	4	1.000	0	1	.000	0	1	1	2	2	0	0	0	8	8.0
2008	4	61	4	14	.286	0	0	---	2	8	10	14	6	0	1	1	8	2.0
2009	16	228	20	49	.408	2	4	.500	11	21	32	34	27	0	15	1	44	2.8
2010	1	7	0	3	.000	0	0	---	0	0	0	3	0	0	0	0	0	0.0
TOTALS	22	310	28	70	.400	2	5	.400	13	30	43	53	35	0	16	2	60	2.7

TOTALS	22	310	28	70	.400	2	5	.400	13	30	43	53	35	0	16	2	60	2.7
---------------	-----------	------------	-----------	-----------	-------------	----------	----------	-------------	-----------	-----------	-----------	-----------	-----------	----------	-----------	----------	-----------	------------

Three-point field goals: 2007, 0-0; 2008, 0-5 (.000); 2009, 2-12 (.167); 2010, 0-10 (.000). Totals: 2-27 (.074)

HOWARD CARTER

Height: 6-5 Weight: 215 Louisiana State '83 Born Oct. 26, 1961

Acquired: Drafted, No. 15 overall, in 1983 Departed: Traded to Dallas on Aug. 23, 1984

YEAR	GP	MIN	FGM	FGA	PCT	FTM	FTA	PCT	OFF	DEF	REB	AST	PF	DQ	STL	BLK	PTS	AVG
83-84	55	688	145	316	.459	47	61	.770	38	48	86	71	81	0	19	4	342	6.2

Three-point field goals: 5-19 (.263)

PLAYOFFS GP	MIN	FGM	FGA	PCT	FTM	FTA	PCT	OFF	DEF	REB	AST	PF	DQ	STL	BLK	PTS	AVG	
1984	5	60	7	22	.318	0	0	---	1	4	5	5	3	0	4	1	15	3.0

Three-point field goals: 1-5 (.200)

WAYNE CHAPMAN

Height: 6-6 Weight: 190 Western Kentucky '68 Born Jun. 15, 1945

Departed: Traded to Indiana in Feb., 1971

YEAR	GP	MIN	FGM	FGA	PCT	FTM	FTA	PCT	OFF	DEF	REB	AST	PF	DQ	STL	BLK	PTS	AVG
70-71	47	1049	184	484	.380	89	129	.690	43	99	142	107	127	3	-	-	468	9.9

Three-point field goals: 11-48 (.229)

CALBERT CHEANEY

Height: 6-7 Weight: 217 Indiana '93 Born Jul. 17, 1971

Acquired: By trade from Boston on Oct. 16, 2000 Departed: Contract expired at end of '01-02 season

YEAR	GP	MIN	FGM	FGA	PCT	FTM	FTA	PCT	OFF	DEF	REB	AST	PF	DQ	STL	BLK	PTS	AVG
00-01	9	153	10	30	.333	1	2	.500	5	15	20	9	14	0	4	2	21	2.3
01-02	68	1631	224	466	.481	46	67	.687	57	183	240	110	156	1	34	21	494	7.3

TOTALS	77	1784	234	496	.472	47	69	.681	62	198	260	119	170	1	38	23	515	6.7
---------------	-----------	-------------	------------	------------	-------------	-----------	-----------	-------------	-----------	------------	------------	------------	------------	----------	-----------	-----------	------------	------------

Three-point field goals: '00-01, 0-0; '01-02, 0-4 (.000)





ALL-TIME ROSTER

IAN CLARK

Height: 6-3 Weight: 175 Belmont '13 Born Mar. 7, 1991

Acquired: Claimed on waivers on Mar. 28, 2015 Departed: Contract expired at end of 2014-15 season

YEAR	GP	MIN	FGM	FGA	PCT	FTM	FTA	PCT	OFF	DEF	REB	AST	PF	DQ	STL	BLK	PTS	AVG
14-15	7	31	4	11	.364	4	4	1.000	0	3	3	2	8	0	3	1	13	1.9

Three-point field goals: 1-5 (.200)

KEON CLARK

Height: 6-11 Weight: 220 UNLV '98 Born Apr. 16, 1975

Acquired: By trade from Orlando on Jan. 21, 1999 Departed: Traded to Toronto on Jan. 12, 2001

YEAR	GP	MIN	FGM	FGA	PCT	FTM	FTA	PCT	OFF	DEF	REB	AST	PF	DQ	STL	BLK	PTS	AVG
98-99	28	409	36	80	.450	21	37	.568	36	60	96	10	52	0	10	31	93	3.3
99-00	61	1950	286	528	.542	121	176	.688	162	343	505	71	231	1	45	114	694	8.6
00-01	35	752	82	199	.412	63	105	.600	58	128	186	34	101	3	16	44	227	6.5
TOTALS	144	3011	404	807	.501	205	318	.645	256	531	787	115	384	4	71	189	1014	7.0

Three-point field goals: '98-99, 0-1 (.000); '99-00, 1-8 (.125); '00-01, 0-0. Totals: 1-9 (.111).

JEFF CONGDON

Height: 6-1 Weight: 190 Brigham Young '67 Born Oct. 17, 1943

Acquired: By trade from Anaheim in Dec. 1967

YEAR	GP	MIN	FGM	FGA	PCT	FTM	FTA	PCT	OFF	DEF	REB	AST	PF	DQ	STL	BLK	PTS	AVG
67-68	41	398	67	191	.351	20	25	.800	-	-	34	59	37	0	-	-	159	3.9
68-69	59	979	107	277	.386	69	85	.812	14	79	93	135	104	1	-	-	288	4.9
69-70	83	2461	299	775	.386	151	192	.786	52	181	233	446	205	3	-	-	812	9.8
TOTALS	183	3838	473	1243	.381	240	302	.795	-	-	360	640	346	4	-	-	1259	6.9

Three-point field goals: '67-68, 5-30 (.167); '68-69, 5-31 (.161); '69-70, 63-178 (.354). Totals: 73-239 (.305)

PLAYOFFS	GP	MIN	FGM	FGA	PCT	FTM	FTA	PCT	OFF	DEF	REB	AST	PF	DQ	STL	BLK	PTS	AVG
1968	3	35	7	21	.333	3	7	.429	-	4	54	5	0	-	-	19	6.3	3
1969	7	183	20	42	.476	22	22	1.000	6	10	16	34	21	0	-	-	62	8.9
1970	12	313	43	118	.364	24	32	.750	8	25	33	68	31	0	-	-	126	10.5
TOTALS	22	531	70	181	.387	49	61	.803	-	-	53	107	67	0	-	-	207	9.4

Three-point field goals: 1968, 2-8 (.250); 1969, 0-2 (.000); 1970, 16-50 (.320). Totals: 18-60 (.300).

ANTHONY COOK

Height: 6-9 Weight: 215 Arizona '89 Born Mar. 19, 1967

Acquired: By trade from Detroit on Sept. 28, 1990 Departed: Traded to Orlando on Aug. 19, 1993

YEAR	GP	MIN	FGM	FGA	PCT	FTM	FTA	PCT	OFF	DEF	REB	AST	PF	DQ	STL	BLK	PTS	AVG
90-91	58	1121	118	283	.417	71	129	.550	134	192	326	26	100	1	35	72	307	5.3
91-92	22	115	15	25	.600	4	6	.667	13	21	34	2	10	0	5	4	34	1.5
92-93	-----DNP - RIGHT KNEE INJURY-----																	
TOTALS	80	1236	133	308	.431	75	135	.555	147	213	360	28	110	1	40	76	341	4.3

Three-point field goals: '90-91, 0-3 (.000).

DARWIN COOK

Height: 6-3 Weight: 195 Portland '80 Born Aug. 6, 1958

Acquired: By trade from San Antonio on Jan. 26, 1989 Departed: Contract expired at end of '88-89 season

YEAR	GP	MIN	FGM	FGA	PCT	FTM	FTA	PCT	OFF	DEF	REB	AST	PF	DQ	STL	BLK	PTS	AVG
88-89	30	386	71	163	.436	17	22	.773	13	35	48	43	44	0	28	6	161	5.4

Three-point field goals: 2-10 (.200).

PLAYOFFS	GP	MIN	FGM	FGA	PCT	FTM	FTA	PCT	OFF	DEF	REB	AST	PF	DQ	STL	BLK	PTS	AVG
1989	3	66	12	24	.500	6	6	1.000	2	11	13	11	12	0	4	0	31	10.3

Three-point field goals: 1-2 (.500).

NORMAN COOK

Height: 6-9 Weight: 220 Kansas '77 Born Mar. 21, 1955

Acquired: Signed as a free agent on Apr. 7, 1978 Departed: Waived on Apr. 17, 1978

YEAR	GP	MIN	FGM	FGA	PCT	FTM	FTA	PCT	OFF	DEF	REB	AST	PF	DQ	STL	BLK	PTS	AVG
77-78	2	10	1	3	.333	0	0	---	1	2	3	1	4	0	0	0	2	1.0



WAYNE COOPER

Height: 6-10 Weight: 220 New Orleans '78 Born Nov. 16, 1956

Acquired: By trade from Portland on Jun. 7, 1984 Departed: Contract expired at end of '88-89 season

YEAR	GP	MIN	FGM	FGA	PCT	FTM	FTA	PCT	OFF	DEF	REB	AST	PF	DQ	STL	BLK	PTS	AVG
84-85	80	2031	404	856	.472	161	235	.685	229	402	631	86	304	2	28	197	969	12.1
85-86	78	2112	422	906	.466	174	219	.795	190	420	610	81	315	6	42	227	1021	13.1
86-87	69	1561	235	524	.448	79	109	.725	162	311	473	68	257	5	13	101	549	8.0
87-88	45	865	118	270	.437	50	67	.746	98	172	270	30	145	3	12	94	286	6.4
88-89	79	1864	220	444	.495	79	106	.745	212	407	619	78	302	7	36	211	520	6.6
TOTALS	351	8433	1399	3000	.466	543	736	.738	891	1712	2603	343	1329	23	131	830	3345	9.5
Three-point field goals: '84-85, 0-2 (.000); '85-86, 3-7 (.429); '86-87, 0-3 (.000); '87-88, 0-1 (.000); '88-89, 1-4 (.250). Totals: 4-17 (.235).																		
PLAYOFFS	GP	MIN	FGM	FGA	PCT	FTM	FTA	PCT	OFF	DEF	REB	AST	PF	DQ	STL	BLK	PTS	AVG
1985	15	321	67	143	.469	30	40	.750	34	59	93	20	52	0	8	36	164	10.9
1986	8	154	24	56	.429	15	22	.682	11	29	40	7	31	2	2	5	63	7.9
1987	3	41	5	12	.417	2	2	1.000	6	11	17	2	9	0	0	1	12	4.0
1988	9	96	8	23	.348	2	2	1.000	16	17	33	6	19	0	3	8	18	2.0
1989	3	44	6	12	.500	0	0	---	4	9	13	2	10	0	1	2	12	4.0
TOTALS	40	656	110	246	.447	49	66	.742	71	125	196	37	121	2	14	52	269	6.7
Three-point field goals: 1986, 0-1 (.000).																		

GEOFF CROMPTON

Height: 6-11 Weight: 280 North Carolina '78 Born Jul. 4, 1955

Acquired: By trade from Kansas City on Jul. 8, 1978 Departed: Waived on Apr. 11, 1979

YEAR	GP	MIN	FGM	FGA	PCT	FTM	FTA	PCT	OFF	DEF	REB	AST	PF	DQ	STL	BLK	PTS	AVG
78-79	20	88	10	26	.385	6	12	.500	6	17	23	5	19	0	0	3	26	1.3

JOHN CROTTY

Height: 6-2 Weight: 194 Virginia '91 Born Jul. 15, 1969

Acquired: Signed as a free agent on Dec. 22, 2002 Departed: Waived on Jan. 6, 2003

Re-Acquired: Signed a 10-day contract on Jan. 8, 2003 Departed: 10-day contract terminated on Jan. 27, 2003

YEAR	GP	MIN	FGM	FGA	PCT	FTM	FTA	PCT	OFF	DEF	REB	AST	PF	DQ	STL	BLK	PTS	AVG
02-03	12	180	14	41	.341	9	15	.600	1	14	15	29	16	0	3	0	41	3.4
Three-point field goals: 4-13 (.308)																		

RASTKO CVETKOVIC

Height: 7-1 Weight: 260 Yugoslavia Born Jun. 22, 1970

Acquired: Signed as a free agent on Sept. 29, 1995 Departed: Contract expired at end of '95-96 season

YEAR	GP	MIN	FGM	FGA	PCT	FTM	FTA	PCT	OFF	DEF	REB	AST	PF	DQ	STL	BLK	PTS	AVG
95-96	14	48	5	16	.313	0	4	.000	4	7	11	3	11	0	2	1	10	0.7
Three-point field goals: 0-1 (.000).																		

TERRY DAVIS

Height: 6-10 Weight: 270 Virginia Union '89 Born Jun. 17, 1967

Acquired: Signed as a free agent on Sept. 26, 2000 Departed: Contract expired at end of '00-01 season

YEAR	GP	MIN	FGM	FGA	PCT	FTM	FTA	PCT	OFF	DEF	REB	AST	PF	DQ	STL	BLK	PTS	AVG
00-01	19	228	12	25	.480	9	22	.409	24	29	53	7	34	0	1	1	33	1.7
Three-point field goals: 0-0.																		

WALTER DAVIS

Height: 6-6 Weight: 207 North Carolina '77 Born Sept. 9, 1954

Acquired: Signed as a free agent on Jul. 6, 1988 Departed: Traded to Portland on Jan. 23, 1991

Re-Acquired: Signed as a free agent on Nov. 2, 1991 Departed: Contract expired at end of '91-92 season

YEAR	GP	MIN	FGM	FGA	PCT	FTM	FTA	PCT	OFF	DEF	REB	AST	PF	DQ	STL	BLK	PTS	AVG
88-89	81	1857	536	1076	.498	175	199	.879	41	110	151	190	187	1	72	5	1267	15.6
89-90	69	1635	497	1033	.481	207	227	.912	46	133	179	155	160	1	59	9	1207	17.5
90-91	39	1044	316	667	.474	86	94	.915	52	71	123	84	108	2	62	3	728	18.7
91-92	46	741	185	403	.459	82	94	.872	20	50	70	68	69	0	29	1	457	9.9
TOTALS	235	5277	1534	3179	.483	550	614	.896	159	364	523	497	524	4	222	18	3659	15.6
Three-point field goals: '88-89, 20-69 (.290); '89-90, 6-46 (.130); '90-91, 10-33 (.303); '91-92, 5-16 (.313). Totals: 41-164 (.250).																		
PLAYOFFS	GP	MIN	FGM	FGA	PCT	FTM	FTA	PCT	OFF	DEF	REB	AST	PF	DQ	STL	BLK	PTS	AVG
1989	3	94	31	60	.517	15	15	1.000	2	3	5	4	11	0	3	0	77	25.7
1990	3	70	18	45	.400	6	6	1.000	4	5	9	6	4	0	1	0	42	14.0
TOTALS	6	164	49	105	.466	21	21	1.000	6	8	14	10	15	0	4	0	119	19.8
Three-point field goals: 1989, 0-4 (.000); 1990, 0-1 (.000). Totals: 0-5 (.000).																		





ALL-TIME ROSTER

BISON DELE (FORMERLY BRIAN WILLIAMS)

Height: 6-11 Weight: 260 Arizona '92 Born Apr. 6, 1969
Acquired: By trade from Orlando on Aug. 19, 1993 Departed: Traded to L.A. Clippers on Sept. 19, 1995

YEAR	GP	MIN	FGM	FGA	PCT	FTM	FTA	PCT	OFF	DEF	REB	AST	PF	DQ	STL	BLK	PTS	AVG
93-94	80	1507	251	464	.541	137	211	.649	138	308	446	50	221	3	49	87	639	8.0
94-95	63	1261	196	333	.589	106	162	.654	98	200	298	53	210	7	38	43	498	7.9
TOTALS	143	2768	447	797	.561	242	373	.649	236	508	744	103	431	10	87	130	1137	8.0
Three-point field goals: '93-94, 0-3 (.000).																		
PLAYOFFS	GP	MIN	FGM	FGA	PCT	FTM	FTA	PCT	OFF	DEF	REB	AST	PF	DQ	STL	BLK	PTS	AVG
1994	12	289	42	76	.553	27	41	.659	33	56	89	11	36	0	4	11	111	9.3
1995	3	44	10	18	.556	4	4	1.000	5	13	18	2	15	1	0	1	24	8.0
TOTALS	15	333	52	94	.553	31	45	.689	38	69	107	13	51	1	4	12	135	9.0
Three-point field goals: 0-0.																		

KENNY DENNARD

Height: 6-8 Weight: 220 Duke '81 Born Oct. 18, 1958
Acquired: By trade from Kansas City on Sept. 26, 1983 Departed: Waived on Feb. 25, 1984

YEAR	GP	MIN	FGM	FGA	PCT	FTM	FTA	PCT	OFF	DEF	REB	AST	PF	DQ	STL	BLK	PTS	AVG
83-84	43	413	36	99	.364	15	24	.625	37	64	101	45	83	0	23	8	90	2.1
Three-point field goals: 3-10 (.300).																		

YAKHOUBA DIAWARA

Height: 6-7 Weight: 225 Pepperdine '05 Born Aug. 29, 1982
Acquired: Signed as a free agent on Aug. 26, 2006 Departed: Contract expired at end of '07-08 season

YEAR	GP	MIN	FGM	FGA	PCT	FTM	FTA	PCT	OFF	DEF	REB	AST	PF	DQ	STL	BLK	PTS	AVG
06-07	64	1177	100	292	.342	35	53	.660	27	83	110	55	132	0	30	7	284	4.4
07-08	54	542	55	134	.410	22	31	.710	23	39	62	37	61	1	8	3	153	2.8
TOTALS	118	1719	155	426	.364	57	84	.679	50	122	172	92	193	1	38	10	437	3.7
Three-point field goals: '06-07, 49-170 (.288); '07-08, 21-66 (.318). Totals: 70-236 (.297).																		
PLAYOFFS	GP	MIN	FGM	FGA	PCT	FTM	FTA	PCT	OFF	DEF	REB	AST	PF	DQ	STL	BLK	PTS	AVG
2007	1	1	0	0	---	0	0	---	0	0	0	0	0	0	0	0	0	0.0
2008	3	8	2	5	.400	0	0	---	0	1	1	0	0	0	0	0	4	1.3
TOTALS	4	9	2	5	.400	0	0	---	0	1	1	0	0	0	0	0	4	1.0
Three-point field goals: 2008, 0-2 (.000)																		

MICHAEL DOLEAC

Height: 6-11 Weight: 262 Utah '98 Born Jun. 15, 1977
Acquired: Claimed off waivers on Feb. 20, 2004 Departed: Contract expired at end of '03-04 season

YEAR	GP	MIN	FGM	FGA	PCT	FTM	FTA	PCT	OFF	DEF	REB	AST	PF	DQ	STL	BLK	PTS	AVG
03-04	26	344	40	97	.412	14	16	.875	28	48	76	14	58	0	6	6	94	3.6
Three-point field goals: 0-0.																		
PLAYOFFS	GP	MIN	FGM	FGA	PCT	FTM	FTA	PCT	OFF	DEF	REB	AST	PF	DQ	STL	BLK	PTS	AVG
2004	5	49	5	10	.500	0	0	---	2	5	7	3	8	0	0	0	10	2.0
Three-point field goals: 0-0.																		

JACKY DORSEY

Height: 6-7 Weight: 230 Georgia '78 Born Dec. 18, 1954
Acquired: Signed as a free agent on Jun. 24, 1977 Departed: Waived on Nov. 14, 1977

YEAR	GP	MIN	FGM	FGA	PCT	FTM	FTA	PCT	OFF	DEF	REB	AST	PF	DQ	STL	BLK	PTS	AVG
77-78	7	37	3	12	.250	3	5	.600	5	15	20	2	9	0	2	2	9	1.3

T.R. DUNN

Height: 6-4 Weight: 192 Alabama '77 Born Feb. 1, 1955
Acquired: By trade from Portland on Aug. 15, 1980 Departed: Waived on Dec. 24, 1990

YEAR	GP	MIN	FGM	FGA	PCT	FTM	FTA	PCT	OFF	DEF	REB	AST	PF	DQ	STL	BLK	PTS	AVG
80-81	82	1427	146	345	.421	79	121	.653	133	168	301	81	141	0	66	29	371	4.5
81-82	82	2519	258	504	.512	153	215	.712	211	384	559	188	210	1	135	36	669	8.2
82-83	82	2640	254	527	.482	119	163	.730	231	384	615	189	218	2	147	25	627	7.6
83-84	80	2705	174	370	.470	106	145	.731	195	379	574	228	233	5	173	32	454	5.7
84-85	81	2290	175	358	.489	84	116	.724	169	216	385	153	213	3	140	14	434	5.4
85-86	82	2401	172	379	.454	68	88	.773	143	234	377	171	228	1	155	16	412	5.0
86-87	81	1932	118	276	.428	36	55	.655	91	174	265	147	160	0	100	21	272	3.4
87-88	82	1534	70	156	.449	40	52	.769	110	130	240	87	152	0	101	11	180	2.2
89-90	65	657	44	97	.454	26	39	.667	56	82	138	43	67	1	41	4	114	1.8
90-91	17	217	21	47	.447	9	10	.900	20	22	42	24	30	0	12	1	52	3.1
TOTALS	734	18322	1432	3068	.467	720	1044	.689	1359	2137	3496	1311	1652	13	1070	189	3585	4.8
Three-point field goals: '80-81, 0-2 (.000); '81-82, 0-1 (.000); '82-83, 0-1 (.000); '83-84, 0-1 (.000); '84-85, 0-2 (.000); '85-86, 0-1 (.000); '86-87, 0-2 (.000); '87-88, 0-1 (.000); '89-90, 0-2 (.000); '90-91, 1-4 (.250). Totals: 1-17 (.059)																		



T.R. DUNN (CONT.)

PLAYOFFS	GP	MIN	FGM	FGA	PCT	FTM	FTA	PCT	OFF	DEF	REB	AST	PF	DQ	STL	BLK	PTS	AVG
1982	3	81	6	13	.462	7	8	.875	10	8	18	10	11	0	8	1	19	6.3
1983	8	300	18	41	.439	5	8	.625	27	51	78	20	21	0	12	3	41	5.1
1984	5	178	14	25	.560	5	7	.714	20	19	39	8	19	0	10	4	33	6.6
1985	15	371	27	65	.415	14	19	.737	27	33	60	34	45	0	24	3	88	4.5
1986	10	276	20	46	.435	9	14	.643	22	31	53	13	34	1	16	0	49	4.9
1987	3	22	1	4	.250	0	0	.000	1	2	3	2	3	0	1	1	2	0.7
1988	11	185	11	20	.550	4	8	.500	11	18	29	3	20	0	8	0	26	2.4
1990	3	31	0	0	---	0	0	---	1	6	7	2	3	0	4	1	0	0.0
TOTALS	58	1444	97	214	.453	44	64	.688	119	168	287	92	156	1	83	13	238	4.1

Three-point field goals: 0-0.

KEITH EDMONSON

Height: 6-5 Weight: 205 Purdue '82 Born Sept. 28, 1960

Acquired: By trade from San Antonio on Jan. 21, 1984 Departed: Contract expired at end of '83-84 season

YEAR	GP	MIN	FGM	FGA	PCT	FTM	FTA	PCT	OFF	DEF	REB	AST	PF	DQ	STL	BLK	PTS	AVG
83-84	15	101	23	47	.489	18	25	.720	6	12	18	7	16	0	4	1	64	4.2

Three-point field goals: 0-0.

HOWARD EISLEY

Height: 6-2 Weight: 180 Boston College '94 Born Dec. 4, 1972

Acquired: Signed for the remainder of the season on Mar. 23, 2006 Departed: Traded to Chicago on Jul. 19, 2006

YEAR	GP	MIN	FGM	FGA	PCT	FTM	FTA	PCT	OFF	DEF	REB	AST	PF	DQ	STL	BLK	PTS	AVG
05-06	19	282	30	86	.349	20	24	.833	2	17	19	44	23	0	8	2	92	4.8

Three-point field goals: 12-38 (.316).

DALE ELLIS

Height: 6-7 Weight: 215 Tennessee '83 Born Aug. 6, 1960

Acquired: Signed as a free agent on Oct. 4, 1994 Departed: Contract expired at end of '96-97 season

YEAR	GP	MIN	FGM	FGA	PCT	FTM	FTA	PCT	OFF	DEF	REB	AST	PF	DQ	STL	BLK	PTS	AVG
94-95	81	1996	351	774	.453	110	127	.866	56	166	222	57	142	0	37	9	918	11.3
95-96	81	2626	459	959	.479	136	179	.760	88	227	315	139	191	1	57	7	1204	14.9
96-97	82	2940	477	1151	.414	215	263	.817	99	194	293	165	178	0	60	7	1361	16.6

TOTALS 244 7562 1287 2884 446 .461 569 .810 243 587 830 361 511 1 154 23 3483 14.3

Three-point field goals: '94-95, 106-263 (.403); '95-96, 150-364 (.412); '96-97, 192-528 (.364). Totals: 448-1155 (.388).

PLAYOFFS	GP	MIN	FGM	FGA	PCT	FTM	FTA	PCT	OFF	DEF	REB	AST	PF	DQ	STL	BLK	PTS	AVG
1995	3	73	10	28	.357	12	13	.923	6	8	14	3	6	0	2	1	36	12.0

Three-point field goals: 1995, 4-13 (.308).

HAROLD ELLIS

Height: 6-5 Weight: 200 Morehouse '92 Born Oct. 7, 1970

Acquired: Signed out of the CBA on Dec. 14, 1997 Departed: Contract expired at the end of the '97-98 season

YEAR	GP	MIN	FGM	FGA	PCT	FTM	FTA	PCT	OFF	DEF	REB	AST	PF	DQ	STL	BLK	PTS	AVG
97-98	27	344	62	111	.559	40	63	.635	27	23	50	18	53	0	19	4	164	6.1

Three-point field goals: 0-4 (.000).

LAPHONSO ELLIS

Height: 6-8 Weight: 240 Notre Dame '92 Born May 5, 1970

Acquired: Drafted, No. 5 overall, in 1992 Departed: Contract expired at the end of the '97-98 season

YEAR	GP	MIN	FGM	FGA	PCT	FTM	FTA	PCT	OFF	DEF	REB	AST	PF	DQ	STL	BLK	PTS	AVG
92-93	82	2749	483	958	.504	237	317	.748	274	470	744	151	293	8	72	111	1205	14.7
93-94	79	2699	483	963	.502	242	359	.674	220	462	682	167	304	6	63	80	1215	15.4
94-95	6	58	9	25	.360	6	6	1.000	7	10	17	4	12	0	1	5	24	4.0
95-96	45	1269	189	432	.438	89	148	.601	93	229	322	74	163	3	36	33	471	10.5
96-97	55	2002	445	1014	.439	218	282	.773	107	279	386	131	181	7	44	41	1203	21.9
97-98	76	2575	410	1007	.407	206	256	.805	146	398	544	213	226	2	65	49	1083	14.3

TOTALS 343 11352 2019 4399 459 .458 998 1368 .730 847 1848 2695 740 226 2 281 319 5201 15.2

Three-point field goals: '92-93, 2-13 (.154); '93-94, 7-23 (.304); '94-95, 0-0; '95-96, 4-22 (.182); '96-97, 95-259 (.367); '97-98, 57-201 (.284). Totals: 165-513 (.322).

PLAYOFFS	GP	MIN	FGM	FGA	PCT	FTM	FTA	PCT	OFF	DEF	REB	AST	PF	DQ	STL	BLK	PTS	AVG
1995	12	436	68	142	.479	38	54	.704	27	70	97	26	46	2	9	11	177	14.8

-----DNP - INJURED LIST-----

Three-point field goals: 3-6 (.500).





ALL-TIME ROSTER

MAURICE "BO" ELLIS

Height: 6-9 Weight: 200 Marquette '77 Born Aug. 8, 1954

Acquired: By trade from Washington on Oct. 11, 1977 Departed: Waived on Nov. 2, 1979

Re-Acquired: Signed as a free agent on Nov. 24, 1979 Departed: Contract expired at the end of the '79-80 season

YEAR	GP	MIN	FGM	FGA	PCT	FTM	FTA	PCT	OFF	DEF	REB	AST	PF	DQ	STL	BLK	PTS	AVG
77-78	78	1213	133	320	.416	72	104	.692	114	190	304	73	208	2	49	47	338	4.3
78-79	42	269	42	92	.457	29	36	.806	17	45	62	10	45	0	10	13	113	2.7
79-80	48	502	61	136	.449	40	53	.755	51	65	116	30	67	1	10	24	164	3.4
TOTALS	168	1984	236	548	.431	141	193	.731	182	300	482	113	320	3	69	84	613	3.6
Three-point field goals: '79-80, 0-3 (.000).																		
PLAYOFFS	GP	MIN	FGM	FGA	PCT	FTM	FTA	PCT	OFF	DEF	REB	AST	PF	DQ	STL	BLK	PTS	AVG
1978	12	170	17	40	.425	12	15	.800	15	28	43	8	25	0	6	8	46	3.8
1979	3	24	2	6	.333	2	2	1.000	1	3	4	1	2	0	2	1	6	2.0
TOTALS	15	194	19	46	.413	14	17	.824	16	31	47	9	27	0	8	9	52	3.5

FRANCISCO ELSON

Height: 7-0 Weight: 235 California '99 Born Feb. 28, 1976

Acquired: Drafted in the second round, No. 41 overall, in 1999 Departed: Contract expired at the end of '05-06 season

YEAR	GP	MIN	FGM	FGA	PCT	FTM	FTA	PCT	OFF	DEF	REB	AST	PF	DQ	STL	BLK	PTS	AVG
03-04	62	875	94	199	.472	30	45	.667	65	138	203	32	145	2	35	39	218	3.5
04-05	67	939	101	216	.468	45	79	.570	61	140	201	34	129	1	34	41	248	3.7
05-06	72	1579	151	284	.532	49	74	.662	99	240	339	47	211	0	54	45	352	4.9
TOTALS	201	3393	346	699	.495	124	198	.626	225	518	743	113	485	3	123	125	818	4.1
Three-point field goals: '03-04, 0-1 (.000); '04-05, 1-3 (.333); '05-06, 1-5 (.200). Totals: 2-9 (.222)																		
PLAYOFFS	GP	MIN	FGM	FGA	PCT	FTM	FTA	PCT	OFF	DEF	REB	AST	PF	DQ	STL	BLK	PTS	AVG
2004	4	60	7	12	.583	1	2	.500	1	8	9	2	14	0	2	1	15	3.8
2005	1	6	0	1	.000	0	0	---	0	3	3	0	0	0	0	0	0	0.0
2006	5	75	3	5	.600	0	0	---	5	6	11	2	13	1	4	0	6	1.2
TOTALS	10	141	10	18	.556	1	2	.500	6	17	23	4	27	1	6	1	21	2.1
Three-point field goals: 0-0.																		

MELVIN ELY

Height: 6-10 Weight: 261 Fresno State '02 Born May 2, 1978

Acquired: Signed as a free agent on Sept. 27, 2010 Departed: Contract expired at the end of '10-11 season

YEAR	GP	MIN	FGM	FGA	PCT	FTM	FTA	PCT	OFF	DEF	REB	AST	PF	DQ	STL	BLK	PTS	AVG
10-11	30	366	28	51	.549	13	21	.619	27	47	74	14	50	1	4	11	69	2.3
Three-point field goals: 0-0 (.000).																		

WAYNE ENGLESTAD

Height: 6-8 Weight: 245 UC-Irvine '88 Born Dec. 6, 1963

Acquired: Signed as a free agent on Oct. 6, 1988 Departed: Waived on Dec. 27, 1988

YEAR	GP	MIN	FGM	FGA	PCT	FTM	FTA	PCT	OFF	DEF	REB	AST	PF	DQ	STL	BLK	PTS	AVG
88-89	11	50	11	29	.379	6	10	.600	5	11	16	7	12	0	1	0	28	2.5
Three-point field goals: 0-0 (.000).																		

ALEX ENGLISH

Height: 6-7 Weight: 190 South Carolina '76 Born Jan. 5, 1954

Acquired: By trade from Indiana on Feb. 1, 1980 Departed: Contract expired at the end of '89-90 season

YEAR	GP	MIN	FGM	FGA	PCT	FTM	FTA	PCT	OFF	DEF	REB	AST	PF	DQ	STL	BLK	PTS	AVG
79-80	24	875	207	427	.485	96	126	.762	102	123	225	82	78	0	28	29	512	21.3
80-81	81	3093	768	1555	.494	390	459	.850	273	373	646	290	255	2	106	100	1929	23.8
81-82	82	3015	855	1553	.551	372	443	.840	210	348	558	433	261	2	87	120	2082	25.4
82-83	82	2988	959	1857	.516	406	490	.829	263	338	601	397	235	1	116	126	2326	28.4
83-84	82	2870	907	1714	.529	352	427	.824	216	248	464	406	252	3	83	95	2167	26.4
84-85	81	2924	939	1812	.518	383	462	.829	203	255	458	344	259	1	101	46	2262	27.9
85-86	81	3024	951	1888	.504	511	593	.862	192	213	405	320	235	1	73	29	2414	29.8
86-87	82	3085	985	1920	.503	411	487	.844	146	198	344	422	216	0	73	21	2345	28.6
87-88	80	2818	843	1704	.495	314	379	.828	166	207	373	377	193	1	70	23	2000	25.0
88-89	82	2990	924	1881	.491	325	379	.858	148	178	326	363	174	0	66	12	2175	26.5
89-90	80	2211	635	1293	.491	161	183	.880	119	167	286	225	130	0	51	23	1433	17.9
TOTALS	837	29893	8953	17604	.509	3721	4428	.840	2038	2648	4686	3679	2288	11	854	624	21645	25.9
Three-point field goals: '79-80, 2-3 (.667); '80-81, 3-5 (.600); '81-82, 0-8 (.000); '82-83, 2-12 (.167); '83-84, 1-7 (.143); '84-85, 1-5 (.200); '85-86, 1-5 (.200); '86-87, 4-15 (.267); '87-88, 0-6 (.000); '88-89, 2-8 (.250); '89-90, 2-5 (.400). Totals: 18-79 (.228).																		



ALEX ENGLISH (CONT.)

PLAYOFFS	GP	MIN	FGM	FGA	PCT	FTM	FTA	PCT	OFF	DEF	REB	AST	PF	DQ	STL	BLK	PTS	AVG
1982	3	118	26	55	.473	6	7	.857	8	15	23	17	6	0	3	3	58	19.3
1983	7	270	67	150	.447	47	53	.887	20	24	44	42	21	0	4	7	181	25.9
1984	5	203	60	102	.588	25	28	.893	16	24	40	28	17	0	3	2	145	29.0
1985	14	536	163	304	.536	97	109	.890	36	56	92	63	40	1	17	4	423	30.2
1986	10	394	106	229	.463	61	71	.859	18	17	35	52	29	0	4	4	273	27.3
1987	3	76	25	49	.510	6	7	.857	10	4	14	10	9	1	0	0	56	18.7
1988	11	438	116	255	.455	35	43	.814	31	28	59	48	34	0	7	3	267	24.3
1989	3	108	32	62	.516	14	16	.875	8	5	13	11	6	0	1	0	78	26.0
1990	3	76	25	44	.568	9	11	.818	3	6	9	9	6	0	2	1	59	19.7
TOTALS	59	2219	620	1250	.496	300	345	.870	150	179	329	280	168	2	41	24	1540	26.1

Three-point field goals: 1983, 0-2 (.000); 1984, 0-1 (.000); 1986, 0-1 (.000); 1988, 0-3 (.000). Totals: 0-8 (.000).

MIKE EVANS

Height: 6-1 Weight: 170 Kansas State '78 Born Apr. 19, 1955

Acquired: Drafted, No. 21 overall, in 1978

Re-Acquired: Signed out of the CBA on Jan. 12, 1983

Departed: Traded to Kansas City on Jun. 26, 1978

Departed: Contract expired at end of 87-88 season

YEAR	GP	MIN	FGM	FGA	PCT	FTM	FTA	PCT	OFF	DEF	REB	AST	PF	DQ	STL	BLK	PTS	AVG
82-83	42	695	115	243	.473	33	41	.805	4	54	58	113	94	3	23	3	263	6.3
83-84	78	1687	243	584	.411	111	131	.847	23	115	138	288	175	2	61	4	629	8.1
84-85	81	1437	323	661	.489	113	131	.863	26	93	119	231	174	2	65	12	816	10.1
85-86	81	1389	304	715	.425	126	149	.846	30	71	101	177	159	1	61	1	773	9.5
86-87	81	1567	334	729	.458	96	126	.780	36	92	128	185	149	1	79	12	817	10.1
87-88	56	856	139	307	.453	30	37	.811	9	39	48	81	78	0	34	6	344	6.1
TOTALS	419	7431	1458	3219	.452	509	612	.831	128	464	592	1075	829	9	323	38	3642	9.1

Three-point field goals: '82-83, 0-9 (.000); '83-84, 32-89 (.360); '84-85, 57-157 (.363); '85-86, 39-176 (.222); '86-87, 53-169 (.314); '87-88, 36-91 (.396). Totals: 217-691 (.314).

PLAYOFFS	GP	MIN	FGM	FGA	PCT	FTM	FTA	PCT	OFF	DEF	REB	AST	PF	DQ	STL	BLK	PTS	AVG
1983	8	183	36	74	.486	11	17	.647	2	17	19	38	20	0	5	0	86	10.8
1984	5	77	9	28	.321	4	4	1.000	1	2	3	12	13	0	0	0	23	4.6
1985	15	281	62	143	.434	14	17	.824	3	29	32	46	39	0	13	3	155	10.3
1986	10	204	30	82	.366	25	30	.833	6	14	20	25	19	0	10	3	92	9.2
1987	3	57	7	19	.368	2	2	1.000	2	5	7	8	6	0	3	0	18	6.0
1988	11	219	45	114	.395	14	15	.933	6	16	22	23	19	0	12	0	116	10.5
TOTALS	52	1021	189	460	.411	70	85	.824	20	83	103	152	116	0	43	6	490	9.4

Three-point field goals: 1983, 3-10 (.300); 1984, 1-8 (.125); 1985, 17-51 (.333); 1986, 7-29 (.241); 1987, 2-7 (.286); 1988, 12-44 (.273). Totals: 42-149 (.282).

REGGIE EVANS

Height: 6-8 Weight: 245 Iowa '02 Born May 18, 1980

Acquired: By trade from Seattle on Feb. 23, 2006 Departed: Traded to Philadelphia on Sept. 10, 2007

YEAR	GP	MIN	FGM	FGA	PCT	FTM	FTA	PCT	OFF	DEF	REB	AST	PF	DQ	STL	BLK	PTS	AVG
05-06	26	605	43	95	.453	49	97	.505	57	169	226	15	71	0	16	5	135	5.2
06-07	66	1127	117	215	.544	91	183	.497	156	304	460	45	144	0	42	16	325	4.9
TOTALS	92	1732	160	310	.516	140	280	.500	213	473	686	60	215	0	58	21	460	5.0

Three-point field goals: 0-0.

PLAYOFFS	GP	MIN	FGM	FGA	PCT	FTM	FTA	PCT	OFF	DEF	REB	AST	PF	DQ	STL	BLK	PTS	AVG
2006	5	69	3	7	.429	13	18	.722	8	15	23	0	11	0	2	1	19	4.6

Three-point field goals: 0-2 (.000).

JOHN FAIRCHILD

Height: 6-8 Weight: 205 Brigham Young '65 Born Apr. 28, 1943

YEAR	GP	MIN	FGM	FGA	PCT	FTM	FTA	PCT	OFF	DEF	REB	AST	PF	DQ	STL	BLK	PTS	AVG
68-69	11	135	12	34	.353	16	24	.667	7	11	18	9	8	1	-	-	65	3.8

Three-point field goals: 0-0.

JIM FARMER

Height: 6-4 Weight: 203 Alabama '87 Born Sept. 23, 1964

Acquired: Signed for the remainder of the season on Mar. 17, 1991

Re-Acquired: Signed the first of consecutive 10-day contracts Feb. 15, 1994

Departed: Contract expired at end of '90-91 season

Departed: Contract expired on Mar. 7, 1994

YEAR	GP	MIN	FGM	FGA	PCT	FTM	FTA	PCT	OFF	DEF	REB	AST	PF	DQ	STL	BLK	PTS	AVG
90-91	25	443	99	216	.458	46	63	.730	27	36	63	38	58	0	13	2	249	10.0
93-94	4	29	2	6	.333	0	0	---	0	2	2	4	3	0	0	0	4	1.0
TOTALS	29	472	101	222	.455	46	63	.730	27	38	65	42	61	0	13	2	253	8.7

Three-point field goals: '90-91: 5-22 (.227); '93-94: 0-2 (.000). Totals: 5-24 (.208).





ALL-TIME ROSTER

RAYMOND FELTON

Height: 6-1 Weight: 205 North Carolina '05 Born June 12, 1984

Acquired: By trade from New York on Feb. 22, 2011 Departed: Traded to Portland on June 23, 2011

YEAR	GP	MIN	FGM	FGA	PCT	FTM	FTA	PCT	OFF	DEF	REB	AST	PF	DQ	STL	BLK	PTS	AVG
10-11	21	663	88	204	.431	37	60	.617	8	67	75	137	37	0	28	0	241	11.5
Three-point field goals: 28-61 (.459)																		
PLAYOFFS	GP	MIN	FGM	FGA	PCT	FTM	FTA	PCT	OFF	DEF	REB	AST	PF	DQ	STL	BLK	PTS	AVG
2011	5	151	18	50	.360	18	24	.750	0	9	9	21	10	0	6	0	58	11.6
Three-point field goals: 4-16 (.250)																		

RUDY FERNANDEZ

Height: 6-6 Weight: 185 Spain '08 Born Apr. 4, 1985

Acquired: By trade from Dallas on Dec. 13, 2011 Departed: Contract expired at end of the '11-12 season

YEAR	GP	MIN	FGM	FGA	PCT	FTM	FTA	PCT	OFF	DEF	REB	AST	PF	DQ	STL	BLK	PTS	AVG
11-12	31	710	99	224	.440	30	43	.698	9	56	65	75	37	0	31	3	268	8.6
Three-point field goals: 40-122 (.328)																		

MATT FISH

Height: 6-11 Weight: 235 North Carolina-Wilmington '92 Born Nov. 18, 1969

Acquired: Signed for the remainder of the season on Mar. 27, 1996 Departed: Contract expired at end of the '95-96 season

YEAR	GP	MIN	FGM	FGA	PCT	FTM	FTA	PCT	OFF	DEF	REB	AST	PF	DQ	STL	BLK	PTS	AVG
95-96	16	117	15	26	.577	10	18	.556	7	11	18	7	16	0	3	6	40	2.5
Three-point field goals: 0-0																		

LUIS FLORES

Height: 6-2 Weight: 195 Manhattan '04 Born Apr. 11, 1981

Acquired: By trade from Golden State on Feb. 24, 2005 Departed: Waived on Aug. 30, 2005

YEAR	GP	MIN	FGM	FGA	PCT	FTM	FTA	PCT	OFF	DEF	REB	AST	PF	DQ	STL	BLK	PTS	AVG
04-05	1	4	1	2	.500	0	0	---	1	0	1	0	0	0	0	0	3	3.0
Three-point field goals: 1-1 (1.000)																		

GARY FORBES

Height: 6-7 Weight: 220 Massachusetts '08 Born Feb. 25, 1985

Acquired: Signed as a free agent on Sept. 24, 2010 Departed: Contract expired at end of 2010-11 season

YEAR	GP	MIN	FGM	FGA	PCT	FTM	FTA	PCT	OFF	DEF	REB	AST	PF	DQ	STL	BLK	PTS	AVG
10-11	63	790	124	273	.454	59	87	.678	28	88	116	49	77	0	23	6	326	5.2
Three-point field goals: 19-58 (.328)																		
PLAYOFFS	GP	MIN	FGM	FGA	PCT	FTM	FTA	PCT	OFF	DEF	REB	AST	PF	DQ	STL	BLK	PTS	AVG
2011	1	2	0	1	.000	0	0	-	0	1	1	0	0	0	0	0	0	0.0
Three-point field goals: 0-0																		

DANNY FORTSON

Height: 6-7 Weight: 260 Cincinnati '98 Born Mar. 27, 1976

Acquired: By trade from Milwaukee on Jun. 25, 1997 Departed: Traded to Boston on Aug. 3, 1999

YEAR	GP	MIN	FGM	FGA	PCT	FTM	FTA	PCT	OFF	DEF	REB	AST	PF	DQ	STL	BLK	PTS	AVG
97-98	80	1811	276	611	.452	263	339	.776	182	266	448	76	314	7	44	30	816	10.2
98-99	50	1417	191	386	.495	168	231	.727	210	371	581	32	212	9	31	22	550	11.0
TOTALS	130	3228	467	997	.468	431	570	.756	392	637	1029	108	526	16	75	52	1366	10.5
Three point field goals: '97-98, 1-3 (.333); '98-99, 0-3 (.000). Totals: 1-6 (.167)																		

JIMMY FOSTER

Height: 6-1 Weight: 175 Connecticut '74 Born Dec. 16, 1951

Acquired: By trade St. Louis on Aug. 22, 1975 Departed: Waived on Oct. 5, 1976

YEAR	GP	MIN	FGM	FGA	PCT	FTM	FTA	PCT	OFF	DEF	REB	AST	PF	DQ	STL	BLK	PTS	AVG
75-76	48	352	54	145	.372	39	64	.609	19	23	42	47	78	-	19	4	148	3.1
Three-point field goals: 1-8 (.125)																		
PLAYOFFS	GP	MIN	FGM	FGA	PCT	FTM	FTA	PCT	OFF	DEF	REB	AST	PF	DQ	STL	BLK	PTS	AVG
1976	2	13	5	8	.625	3	7	.429	1	1	2	1	4	x	1	0	13	6.5
Three-point field goals: 0-0																		



EVAN FOURNIER

Height: 6-6 Weight: 190 France '12 Born Oct. 29, 1992

Acquired: Drafted in the first round, No. 20 overall, in 2012 Departed: Traded to Orlando on Jun. 27, 2014

YEAR	GP	MIN	FGM	FGA	PCT	FTM	FTA	PCT	OFF	DEF	REB	AST	PF	DQ	STL	BLK	PTS	AVG
12-13	38	428	75	152	.493	30	39	.769	6	29	35	44	65	0	19	1	202	5.3
13-14	76	1503	228	544	.419	93	123	.756	34	168	202	112	179	1	34	7	638	8.4
TOTALS	114	1931	303	696	.435	123	162	.759	40	197	237	156	244	1	53	8	840	7.4

Three-point field goals: '12-13, 22-54 (.406); '13-14, 89-237 (.376). Totals: 111-291 (.381)

PLAYOFFS	GP	MIN	FGM	FGA	PCT	FTM	FTA	PCT	OFF	DEF	REB	AST	PF	DQ	STL	BLK	PTS	AVG
2013	4	53	6	17	.353	7	8	.875	0	0	0	4	6	0	2	0	19	4.8

Three-point field goals: 0-8 (.000).

RANDY FOYE

Height: 6-4 Weight: 213 Villanova '06 Born Sept. 24, 1983

Acquired: By trade from Utah on Jul. 10, 2013 Departed: Traded to OKC on Feb. 18, 2016

YEAR	GP	MIN	FGM	FGA	PCT	FTM	FTA	PCT	OFF	DEF	REB	AST	PF	DQ	STL	BLK	PTS	AVG
13-14	81	2485	361	875	.413	157	185	.849	36	196	232	287	205	4	67	39	1068	13.2
14-15	50	1087	148	402	.368	45	55	.818	9	76	85	119	97	0	34	11	435	8.7
15-16	54	1070	117	333	.351	39	47	.830	16	89	105	112	83	0	26	16	323	6.0
TOTALS	185	4642	626	1610	.389	241	287	.840	61	361	422	518	385	4	127	66	1826	9.9

Three-point field goals: '13-14, 189-498 (.380); '14-15, 94-263 (.357); '15-16, 50-169 (.296). Totals: 333-930 (.358)

JAMAAL FRANKLIN

Height: 6-5 Weight: 191 San Diego State '13 Born July 7, 1991

Acquired: Signed as free agent on April 12, 2015 Departed: Waived on July 12, 2015

YEAR	GP	MIN	FGM	FGA	PCT	FTM	FTA	PCT	OFF	DEF	REB	AST	PF	DQ	STL	BLK	PTS	AVG
14-15	3	13	1	2	.500	0	0	---	1	1	2	3	4	0	0	1	3	1.0

Three-point field goals: 1-2 (.500).

COREY GAINES

Height: 6-4 Weight: 195 Loyola Marymount '88 Born June 1, 1965

Acquired: Signed as a free agent on Aug. 22, 1990 Departed: Waived on Nov. 21, 1990

YEAR	GP	MIN	FGM	FGA	PCT	FTM	FTA	PCT	OFF	DEF	REB	AST	PF	DQ	STL	BLK	PTS	AVG
90-91	10	226	28	70	.400	22	26	.846	4	10	149	91	25	0	10	2	83	8.3

Three-point field goals: 0-0.

CHUCK GARDNER

Height: 6-8 Weight: 205 Colorado '66 Born Sept. 30, 1944

YEAR	GP	MIN	FGM	FGA	PCT	FTM	FTA	PCT	OFF	DEF	REB	AST	PF	DQ	STL	BLK	PTS	AVG
67-68	42	487	71	175	.406	55	79	.696	-	-	136	13	74	1	-	-	197	4.7

Three-point field goals: 0-4 (.000).

GARY GARLAND

Height: 6-4 Weight: 180 DePaul '79 Born Oct. 12, 1957

Acquired: Drafted in the second round, No. 30 overall, in 1979 Departed: Waived on Sept. 19, 1980

YEAR	GP	MIN	FGM	FGA	PCT	FTM	FTA	PCT	OFF	DEF	REB	AST	PF	DQ	STL	BLK	PTS	AVG
79-80	78	1106	155	356	.435	18	26	.692	50	88	138	145	80	1	54	4	334	4.3

Three-point field goals: 6-19 (.316).

WINSTON GARLAND

Height: 6-2 Weight: 175 Southwest Missouri State '87 Born Dec. 19, 1964

Acquired: By trade from L.A. Clippers on Jun. 26, 1992 Departed: Contract expired at end of '91-92 season

YEAR	GP	MIN	FGM	FGA	PCT	FTM	FTA	PCT	OFF	DEF	REB	AST	PF	DQ	STL	BLK	PTS	AVG
91-92	78	2209	333	750	.444	171	199	.859	67	123	190	411	206	1	98	22	846	10.8

Three-point field goals: 9-28 (.321).

DEAN GARRETT

Height: 6-11 Weight: 250 Indiana '88 Born Nov. 27, 1966

Acquired: Signed as a free agent on Sept. 5, 1997 Departed: Traded to Minnesota on Jan. 21, 1999

YEAR	GP	MIN	FGM	FGA	PCT	FTM	FTA	PCT	OFF	DEF	REB	AST	PF	DQ	STL	BLK	PTS	AVG
97-98	82	2632	242	565	.428	114	176	.648	227	417	644	90	197	0	57	133	598	7.3

Three-point field goals: 0-0.





ALL-TIME ROSTER

KIWANE GARRIS

Height: 6-2 Weight: 183 Illinois '97 Born Sept. 24, 1974

Acquired: Signed out of the CBA on Nov. 24, 1997 Departed: Waived on Mar. 13, 1998

YEAR	GP	MIN	FGM	FGA	PCT	FTM	FTA	PCT	OFF	DEF	REB	AST	PF	DQ	STL	BLK	PTS	AVG
97-98	28	225	22	65	.338	19	25	.760	3	16	19	28	22	0	7	1	68	2.4

Three-point field goals: 5-14 (.357).

CHRIS GATLING

Height: 6-10 Weight: 230 Old Dominion '91 Born Sept. 3, 1967

Acquired: By trade from Orlando on Feb. 1, 2000 Departed: Traded to Miami on Jun. 27, 2000

YEAR	GP	MIN	FGM	FGA	PCT	FTM	FTA	PCT	OFF	DEF	REB	AST	PF	DQ	STL	BLK	PTS	AVG
99-00	40	770	155	340	.456	95	128	.742	63	142	205	31	104	2	34	13	416	10.4

Three-point field goals: 11-47 (.234).

ALONZO GEE

Height: 6-6 Weight: 220 Alabama '09 Born May 29, 1987

Acquired: Signed as free agent on Sept. 30, 2014 Departed: Traded to Portland on Feb. 19, 2014

YEAR	GP	MIN	FGM	FGA	PCT	FTM	FTA	PCT	OFF	DEF	REB	AST	PF	DQ	STL	BLK	PTS	AVG
14-15	39	511	66	137	.482	48	65	.738	29	41	70	19	42	0	28	6	190	4.9

Three-point field goals: 10-24 (.417).

GUS GERARD

Height: 6-8 Weight: 200 Virginia '74 Born Jul. 27, 1953

Acquired: By trade from St. Louis on Dec. 18, 1975 Departed: Traded to Buffalo on Dec. 17, 1976

YEAR	GP	MIN	FGM	FGA	PCT	FTM	FTA	PCT	OFF	DEF	REB	AST	PF	DQ	STL	BLK	PTS	AVG
75-76	60	1185	240	553	.434	111	158	.703	94	207	301	122	169	x	51	54	594	9.9
76-77	24	456	101	210	.481	38	56	.679	38	62	100	49	73	1	21	30	240	10.0
TOTALS	84	1641	341	763	.447	149	214	.696	132	269	401	171	242	1	72	84	834	9.9

Three-point field goals: '75-76, 3-7 (.429).

PLAYOFFS	GP	MIN	FGM	FGA	PCT	FTM	FTA	PCT	OFF	DEF	REB	AST	PF	DQ	STL	BLK	PTS	AVG
1976	13	142	22	63	.349	16	24	.667	13	20	33	12	26	0	8	7	60	4.6

Three-point field goals: 0-1 (.000).

ANTHONY GOLDWIRE

Height: 6-2 Weight: 182 Houston '94 Born Sept. 6, 1971

Acquired: By trade from Charlotte on Feb. 20, 1996

Re-Acquired: Signed for the remainder of the season on Feb. 18, 2001

Departed: Contract expired at end of '97-98 season

Departed: Contract expired at end of '00-01 season

YEAR	GP	MIN	FGM	FGA	PCT	FTM	FTA	PCT	OFF	DEF	REB	AST	PF	DQ	STL	BLK	PTS	AVG
96-97	27	612	69	176	.392	31	38	.816	9	37	46	125	46	0	14	1	197	7.3
97-98	82	2212	269	636	.423	150	186	.806	40	107	147	277	149	0	86	7	751	9.2
00-01	20	201	30	80	.375	13	17	.765	1	11	12	34	13	0	9	0	82	4.4
TOTALS	129	3025	368	892	.413	194	241	.805	50	155	205	436	208	0	109	8	1030	8.0

Three-point field goals: '96-97, 28-71 (.394); '97-98, 63-164 (.384); '00-01, 9-34 (.265); Totals: 100-269 (.372).

GLEN GONDREZICK

Height: 6-6 Weight: 218 UNLV '77 Born Aug. 30, 1955

Acquired: Signed as a free agent on Nov. 26, 1979 Departed: Contract expired at end of '82-83 season

YEAR	GP	MIN	FGM	FGA	PCT	FTM	FTA	PCT	OFF	DEF	REB	AST	PF	DQ	STL	BLK	PTS	AVG
79-80	59	1020	148	286	.517	92	121	.760	107	152	259	81	119	0	68	16	390	6.6
80-81	73	1077	155	329	.471	112	137	.818	136	171	307	83	185	2	91	20	422	5.8
81-82	80	1699	250	485	.505	160	217	.737	140	283	423	152	229	0	92	36	680	8.3
82-83	76	1130	134	294	.456	82	114	.719	108	193	301	100	161	0	80	9	350	4.6
TOTALS	288	4926	687	1404	.489	446	589	.757	491	799	1290	416	694	2	331	81	1822	6.3

Three-point field goals: '79-80, 2-6 (.333); '80-81, 0-2 (.000); '81-82, 0-3 (.000); '82-83, 0-3 (.000). Totals: 2-14 (.143).

PLAYOFFS	GP	MIN	FGM	FGA	PCT	FTM	FTA	PCT	OFF	DEF	REB	AST	PF	DQ	STL	BLK	PTS	AVG
1982	3	51	8	20	.400	2	3	.667	3	5	8	9	8	0	2	1	18	6.0
1983	6	86	7	19	.368	1	2	.500	12	8	20	4	7	0	0	1	15	2.5
TOTALS	9	117	15	37	.405	3	5	.600	15	13	28	16	15	0	2	2	33	3.7

Three-point field goals: 1982, 0-1 (.000).

JOEY GRAHAM

Height: 6-7 Weight: 225 Oklahoma State '05 Born June 11, 1982

Acquired: Signed as a free agent on Sept. 26, 2009 Departed: Contract expired at end of '09-10 season

YEAR	GP	MIN	FGM	FGA	PCT	FTM	FTA	PCT	OFF	DEF	REB	AST	PF	DQ	STL	BLK	PTS	AVG
09-10	63	759	105	202	.520	54	73	.740	39	84	123	22	104	0	23	7	266	4.2

Three-point field goals: 2-13 (.154).

PLAYOFFS	GP	MIN	FGM	FGA	PCT	FTM	FTA	PCT	OFF	DEF	REB	AST	PF	DQ	STL	BLK	PTS	AVG
2010	4	29	10	17	.588	3	5	.600	4	6	10	0	6	1	2	1	24	6.0

Three-point field goals: 1-3 (.333).



GREG GRANT

Height: 5-7 Weight: 140 Trenton State (NJ) '89 Born Aug. 29, 1966
 Acquired: Signed the first of consecutive 10-day contracts on Mar. 14, 1995
 Re-Acquired: Signed for the remainder of the season on Mar. 29, 1996

Departed: Contract expired at end of '94-95 season
 Departed: Contract expired at end of '95-96 season

YEAR	GP	MIN	FGM	FGA	PCT	FTM	FTA	PCT	OFF	DEF	REB	AST	PF	DQ	STL	BLK	PTS	AVG
94-95	14	151	10	33	.303	9	12	.750	2	7	9	43	20	1	6	2	31	2.2
95-96	10	109	6	23	.261	0	0	---	3	4	7	14	7	0	2	0	14	1.4
TOTALS	24	260	16	56	.286	9	12	.750	5	11	16	57	27	1	8	2	45	1.9

Three-point field goals: '94-95, 2-7 (.286); '95-96, 2-6 (.333). Totals: 4-13 (.308).

PLAYOFFS	GP	MIN	FGM	FGA	PCT	FTM	FTA	PCT	OFF	DEF	REB	AST	PF	DQ	STL	BLK	PTS	AVG
1995	3	20	0	6	.000	2	2	1.000	3	0	3	5	5	0	1	0	2	0.7

Three-point field goals: 0-1 (.000).

ERICK GREEN

Height: 6-3 Weight: 178 Virginia Tech '14 Born May. 9, 1991
 Acquired: By trade from Utah on Jun. 27, 2013 Departed: Waived on Nov. 7, 2015

YEAR	GP	MIN	FGM	FGA	PCT	FTM	FTA	PCT	OFF	DEF	REB	AST	PF	DQ	STL	BLK	PTS	AVG
14-15	43	410	61	162	.377	10	12	.833	7	24	31	39	26	0	12	0	146	3.4
15-16	3	7	0	1	.000	0	0	---	0	1	1	1	0	0	0	0	0	0.0
TOTALS	46	417	61	163	.374	10	12	.833	7	25	32	40	26	0	12	0	146	3.2

Three-point field goals: '14-15, 14-47 (.298); '15-16, 0-1 (.000). Totals: 14-48 (.292).

MIKE GREEN

Height: 6-10 Weight: 200 Louisiana Tech '73 Born Aug. 6, 1951
 Acquired: Signed as a free agent on Aug. 7, 1973 Departed: Traded to Virginia on Jul. 14, 1975

YEAR	GP	MIN	FGM	FGA	PCT	FTM	FTA	PCT	OFF	DEF	REB	AST	PF	DQ	STL	BLK	PTS	AVG
73-74	79	1648	367	799	.459	169	226	.748	225	359	584	64	191	x	47	126	904	11.4
74-75	81	2557	593	1095	.542	225	305	.738	282	467	749	101	271	x	85	174	1411	17.4
TOTALS	160	4205	960	1894	.507	394	531	.742	507	826	1333	165	462	x	132	300	2315	14.5

Three-point field goals: '73-74, 1-2 (.500); '74-75, 0-4 (.000). Totals: 1-6 (.166).

PLAYOFFS	GP	MIN	FGM	FGA	PCT	FTM	FTA	PCT	OFF	DEF	REB	AST	PF	DQ	STL	BLK	PTS	AVG
1975	13	471	102	214	.477	53	68	.779	54	67	121	14	51	x	10	21	277	21.3

Three-point field goals: 0-1 (.000).

TAUREAN GREEN

Height: 6-1 Weight: 177 Florida '08 Born Nov. 28, 1986
 Acquired: By trade from Portland on Feb. 21, 2008 Departed: Traded to New York on July 28, 2008

YEAR	GP	MIN	FGM	FGA	PCT	FTM	FTA	PCT	OFF	DEF	REB	AST	PF	DQ	STL	BLK	PTS	AVG
07-08	17	74	7	25	.280	11	12	.917	0	10	10	11	5	0	2	0	27	1.6

Three-point field goals: 2-11 (.182).

DAVID GREENWOOD

Height: 6-9 Weight: 225 UCLA '79 Born May 27, 1957
 Acquired: By trade from San Antonio on Jan. 26, 1989 Departed: Contract expired at end of '88-89 season

YEAR	GP	MIN	FGM	FGA	PCT	FTM	FTA	PCT	OFF	DEF	REB	AST	PF	DQ	STL	BLK	PTS	AVG
88-89	29	491	62	148	.419	48	71	.676	48	116	164	41	78	3	17	28	172	5.9

Three-point field goals: 0-0.

PLAYOFFS	GP	MIN	FGM	FGA	PCT	FTM	FTA	PCT	OFF	DEF	REB	AST	PF	DQ	STL	BLK	PTS	AVG
1989	3	34	2	6	.333	1	2	.500	2	9	11	1	7	0	1	1	5	1.7

Three-point field goals: 0-0.

DARVIN HAM

Height: 6-7 Weight: 220 Texas Tech '96 Born Jul. 23, 1973
 Acquired: Signed as a free agent on Sept. 25, 1996 Departed: Traded to Indiana on Feb. 20, 1997

YEAR	GP	MIN	FGM	FGA	PCT	FTM	FTA	PCT	OFF	DEF	REB	AST	PF	DQ	STL	BLK	PTS	AVG
96-97	35	313	32	61	.525	16	33	.485	29	27	56	14	57	3	8	8	80	2.3

Three-point field goals: 0-0.

JORDAN HAMILTON

Height: 6-8 Weight: 220 Texas '11 Born Oct. 6, 1990
 Acquired: Acquired from Dallas in a three-team draft-night trade on Jun. 23, 2011 Departed: Traded to Houston on Feb. 20, 2014

YEAR	GP	MIN	FGM	FGA	PCT	FTM	FTA	PCT	OFF	DEF	REB	AST	PF	DQ	STL	BLK	PTS	AVG
11-12	26	258	48	111	.432	2	5	.400	11	51	62	20	15	0	4	3	115	4.4
12-13	40	397	84	201	.418	13	26	.500	32	63	95	23	24	0	15	8	208	5.2
13-14	39	670	99	254	.390	23	31	.742	23	110	133	34	31	0	31	13	266	6.8
TOTALS	105	1325	231	566	.408	38	62	.613	66	224	290	77	70	0	50	24	589	5.6

Three-point field goals: '11-12, 17-47 (.362); '12-13, 27-73 (.370); '13-14, 45-129 (.349). Totals: 89-249 (.357).





ALL-TIME ROSTER

JORDAN HAMILTON (CONT.)

PLAYOFFS	GP	MIN	FGM	FGA	PCT	FTM	FTA	PCT	OFF	DEF	REB	AST	PF	DQ	STL	BLK	PTS	AVG
2012	2	5	2	3	.667	0	0	---	0	0	0	0	1	0	1	0	4	2.0
2013	1	2	0	1	.000	0	0	---	0	0	0	0	0	0	0	0	0	0.0
TOTALS	3	7	2	4	.500	0	0	---	0	0	0	0	1	0	1	0	4	1.3

Three-point field goals: 0-0.

ZENDON HAMILTON

Height: 6-11 Weight: 250 St. John's '98 Born Apr. 27, 1975

Acquired: Signed as a free agent on Sept. 29, 2001 Departed: Contract expired at end of '01-02 season

YEAR	GP	MIN	FGM	FGA	PCT	FTM	FTA	PCT	OFF	DEF	REB	AST	PF	DQ	STL	BLK	PTS	AVG
01-02	54	848	103	245	.420	118	181	.652	110	143	253	14	104	0	21	18	324	6.0

Three-point field goals: 0-0.

JULIAN HAMMOND

Height: 6-5 Weight: 205 Tulsa '67 Born May 27, 1943

YEAR	GP	MIN	FGM	FGA	PCT	FTM	FTA	PCT	OFF	DEF	REB	AST	PF	DQ	STL	BLK	PTS	AVG
67-68	74	1364	224	458	.489	143	209	.684	-	-	327	62	112	0	-	-	591	8.0
68-69	78	2235	329	601	.547	165	253	.652	266	334	600	124	213	3	-	-	823	10.6
69-70	69	1847	329	660	.498	169	243	.695	204	267	471	109	183	2	-	-	827	11.9
70-71	83	2082	435	834	.522	273	375	.728	238	286	524	97	189	0	-	-	1143	13.8
71-72	24	411	66	140	.471	31	50	.620	48	67	115	29	47	0	-	-	163	6.5
TOTALS	328	7939	1383	2693	.514	781	1130	.691	-	-	2037	421	744	5	-	-	3547	10.8

Three-point field goals: '69-70, 0-1 (.000).

PLAYOFFS	GP	MIN	FGM	FGA	PCT	FTM	FTA	PCT	OFF	DEF	REB	AST	PF	DQ	STL	BLK	PTS	AVG
1968	5	153	22	38	.579	16	24	.667	-	-	28	18	17	1	-	-	60	12.0
1969	7	191	33	64	.515	25	33	.758	29	21	50	4	26	1	-	-	91	13.0
1970	12	395	85	170	.500	22	36	.611	45	34	79	34	49	1	-	-	192	16.0
TOTALS	24	739	140	272	.515	63	93	.677	-	-	157	46	92	3	-	-	343	14.3

Three-point field goals: 0-0.

TOM HAMMONDS

Height: 6-9 Weight: 225 Georgia Tech '89 Born Mar. 27, 1967

Acquired: Signed as a free agent on Feb. 4, 1993 Departed: Contract expired at end of '96-97 season

YEAR	GP	MIN	FGM	FGA	PCT	FTM	FTA	PCT	OFF	DEF	REB	AST	PF	DQ	STL	BLK	PTS	AVG
92-93	36	572	87	177	.492	33	54	.611	33	63	96	16	57	0	18	8	207	5.8
93-94	74	877	115	230	.500	71	124	.683	62	137	199	34	91	0	20	12	301	4.1
94-95	70	356	139	260	.535	132	177	.746	55	167	222	36	132	1	11	14	410	5.9
95-96	11	1045	127	268	.474	88	115	.765	85	138	223	23	137	0	23	13	342	4.8
96-97	81	1758	191	398	.480	124	172	.721	135	266	401	64	205	0	16	24	506	6.2
TOTALS	332	5208	659	1333	.494	448	622	.720	370	771	1141	173	622	1	88	71	1766	5.3

Three-point field goals: '92-93, 0-1 (.000); '93-94, 0-0; '94-95, 0-1 (.000); '95-96, 0-0; '96-97, 0-2 (.000). Totals: 0-4 (.000).

PLAYOFFS	GP	MIN	FGM	FGA	PCT	FTM	FTA	PCT	OFF	DEF	REB	AST	PF	DQ	STL	BLK	PTS	AVG
1994	8	49	2	9	.222	5	6	.833	5	8	13	2	6	0	0	0	9	1.1
1995	3	44	9	14	.643	2	6	.333	3	4	7	1	12	0	0	2	20	6.
TOTALS	11	93	11	23	.478	7	12	.583	8	12	20	3	18	0	0	2	29	2.6

Three-point field goals: 0-0.

BILL HANZLIK

Height: 6-7 Weight: 200 Notre Dame '80 Born Dec. 6, 1957

Acquired: By trade from Seattle on Jul. 30, 1982 Departed: Contract expired at end of '90-91 season

YEAR	GP	MIN	FGM	FGA	PCT	FTM	FTA	PCT	OFF	DEF	REB	AST	PF	DQ	STL	BLK	PTS	AVG
82-83	82	1547	187	437	.428	125	160	.781	80	156	236	268	220	0	75	15	500	6.1
83-84	80	1469	132	306	.431	167	207	.807	66	139	205	252	255	6	68	19	434	5.4
84-85	80	1673	220	522	.421	180	238	.756	88	119	207	210	291	5	84	26	621	7.8
85-86	79	1982	331	741	.447	318	405	.785	88	176	264	316	277	2	107	16	988	12.5
86-87	73	1990	307	746	.412	316	402	.786	79	177	256	280	245	3	87	28	952	13.0
87-88	77	1334	109	287	.380	129	163	.791	39	132	171	166	185	1	64	17	350	4.5
88-89	41	701	66	151	.437	68	87	.782	18	75	93	86	82	1	25	5	201	4.9
89-90	81	1605	179	396	.452	136	183	.743	67	140	207	186	249	7	78	29	500	6.2
90-91	-----DNP- INJURY-----																	
TOTALS	593	12301	1531	3586	.426	1439	1845	.779	525	1114	1639	1764	1804	25	588	155	4546	7.6

Three-point field goals: '82-83, 1-7 (.143); '83-84, 3-12 (.250); '84-85, 1-15 (.067); '85-86, 8-41 (.195); '86-87, 22-80 (.275); '87-88, 3-16 (.188); '88-89, 1-5 (.200) '89-90, 6-31 (.194). Totals: 45-207 (.217).

PLAYOFFS	GP	MIN	FGM	FGA	PCT	FTM	FTA	PCT	OFF	DEF	REB	AST	PF	DQ	STL	BLK	PTS	AVG
1983	8	157	20	50	.400	14	17	.824	3	22	25	21	26	0	6	5	54	6.8
1984	5	82	11	19	.579	6	6	1.000	3	5	8	21	16	0	3	0	28	5.6
1985	15	310	45	92	.489	30	41	.732	24	22	46	33	57	2	14	6	120	8.0
1986	6	102	15	28	.536	13	16	.813	2	4	6	19	12	0	1	1	44	7.3
1987	3	76	8	25	.320	9	15	.600	0	6	6	7	6	0	4	0	25	8.3
1988	11	212	20	56	.357	18	26	.692	11	18	29	26	40	1	5	9	58	5.3
1989	3	106	14	33	.424	7	12	.583	6	14	20	9	13	0	5	2	38	12.7
1990	3	79	5	17	.294	10	10	1.000	5	5	10	11	13	1	5	2	21	7.0
TOTALS	54	1124	138	320	.431	107	143	.748	54	96	150	147	183	4	43	24	388	7.2

Three-point field goals: '83, 0-2 (.000); '84, 0-2 (.000); '85, 0-1 (.000); '86, 1-1 (.000); '87, 0-2 (.000); '88, 0-8 (.000); '89, 3-6 (.500). Totals: 5-25 (.200).



TIM HARDAWAY

Height: 6-0 Weight: 195 Texas El-Paso '89 Born Sept. 1, 1966

Acquired: By trade from Dallas on Feb. 21, 2002 Departed: Waived on Jun. 25, 2002

YEAR	GP	MIN	FGM	FGA	PCT	FTM	FTA	PCT	OFF	DEF	REB	AST	PF	DQ	STL	BLK	PTS	AVG
01-02	14	325	47	126	.373	12	19	.632	1	26	27	77	25	0	17	2	134	9.6

Three-point field goals: 28-75 (.373).

ADAM HARRINGTON

Height: 6-5 Weight: 200 Auburn '03 Born Jul. 5, 1980

Acquired: Signed a 10-day contract on Mar. 23, 2003 Departed: Contract expired at end of '02-03 season

YEAR	GP	MIN	FGM	FGA	PCT	FTM	FTA	PCT	OFF	DEF	REB	AST	PF	DQ	STL	BLK	PTS	AVG
02-03	6	74	7	20	.350	1	2	.500	1	5	6	10	6	0	1	0	19	3.2

Three-point field goals: 4-11 (.364).

AL HARRINGTON

Height: 6-9 Weight: 245 St. Patrick HS '98 Born Feb. 17, 1980

Acquired: Signed as a free agent on Jul. 15, 2010 Departed: By trade to Orlando on Aug. 10, 2012

YEAR	GP	MIN	FGM	FGA	PCT	FTM	FTA	PCT	OFF	DEF	REB	AST	PF	DQ	STL	BLK	PTS	AVG
10-11	73	1665	281	675	.416	86	117	.735	76	256	332	101	202	4	39	10	765	10.5
11-12	64	1761	345	773	.446	119	176	.676	72	318	390	88	181	0	58	12	910	14.2
TOTALS	137	3426	626	1448	.432	205	293	.700	148	571	719	190	383	4	97	22	1675	12.2

Three-point field goals: '10-11, 117-328 (.357); '11-12, 101-303 (.333). Totals: 218-631 (.345).

PLAYOFFS	GP	MIN	FGM	FGA	PCT	FTM	FTA	PCT	OFF	DEF	REB	AST	PF	DQ	STL	BLK	PTS	AVG
2011	5	70	10	22	.455	3	4	.750	1	7	8	5	7	0	3	0	28	5.6
2012	7	163	24	75	.320	10	15	.667	7	30	37	6	13	0	3	1	68	9.7
TOTALS	12	233	34	97	.351	13	19	.684	8	37	45	11	20	0	6	1	96	8.0

Three-point field goals: 2011, 5-10 (.500); 2012, 10-35 (.286). Totals: 15-45 (.333).

LORINZA "JUNIOR" HARRINGTON

Height: 6-4 Weight: 190 Wingate '02 Born Oct. 2, 1980

Acquired: Signed as a free agent on Jul. 18, 2002 Departed: Waived on Oct. 27, 2003

YEAR	GP	MIN	FGM	FGA	PCT	FTM	FTA	PCT	OFF	DEF	REB	AST	PF	DQ	STL	BLK	PTS	AVG
02-03	82	2003	169	467	.362	73	112	.652	44	206	250	277	250	6	80	15	418	5.1

Three-point field goals: 7-28 (.250).

JASON HART

Height: 6-3 Weight: 180 Syracuse '00 Born Apr. 29, 1978

Acquired: Signed as a free agent on Mar. 3, 2009 Departed: Contract expired at end of '08-09 season

YEAR	GP	MIN	FGM	FGA	PCT	FTM	FTA	PCT	OFF	DEF	REB	AST	PF	DQ	STL	BLK	PTS	AVG
08-09	11	36	5	10	.500	3	4	.750	1	3	4	5	4	0	0	0	13	1.2

Three-point field goals: 0-2 (.000).

PLAYOFFS	GP	MIN	FGM	FGA	PCT	FTM	FTA	PCT	OFF	DEF	REB	AST	PF	DQ	STL	BLK	PTS	AVG
2009	9	19	1	2	.500	0	0	---	0	3	3	5	5	0	2	1	2	0.2

Three-point field goals: 0-0.

DONNELL HARVEY

Height: 6-8 Weight: 220 Florida '03 Born Aug. 26, 1980

Acquired: By trade from Dallas on Feb. 21, 2002 Departed: Contract expired at end of '02-03 season

YEAR	GP	MIN	FGM	FGA	PCT	FTM	FTA	PCT	OFF	DEF	REB	AST	PF	DQ	STL	BLK	PTS	AVG
01-02	29	679	94	191	.492	44	68	.647	68	113	181	32	88	1	17	19	232	8.0
02-03	77	1613	246	551	.446	118	176	.670	125	284	409	100	203	2	48	27	611	7.9
TOTALS	106	2292	340	742	.458	162	244	.664	193	397	590	132	291	3	65	46	843	7.8

Three-point field goals: '02-03, 1-7 (.143).

SCOTT HASTINGS

Height: 6-11 Weight: 245 Arkansas '82 Born Jun. 3, 1960

Acquired: By trade from Detroit on Aug. 13, 1991 Departed: Contract expired at end of '92-93 season

YEAR	GP	MIN	FGM	FGA	PCT	FTM	FTA	PCT	OFF	DEF	REB	AST	PF	DQ	STL	BLK	PTS	AVG
91-92	40	421	17	50	.340	24	28	.857	30	68	98	26	56	0	10	15	58	1.5
92-93	76	670	57	112	.508	40	55	.727	44	93	137	34	115	1	12	8	156	2.1
TOTALS	116	1091	74	162	.458	64	83	.771	74	161	235	60	171	1	22	23	214	1.8

Three-point field goals: '91-92, 0-9 (.000); '92-93, 2-8 (.250). Totals: 2-17 (.117).





ALL-TIME ROSTER

SPENCER HAYWOOD

Height: 6-9 Weight: 225 Detroit '67 Born Apr. 22, 1949

Acquired: Drafted in the first round in 1970 Departed: Signed with Seattle of the NBA

YEAR	GP	MIN	FGM	FGA	PCT	FTM	FTA	PCT	OFF	DEF	REB	AST	PF	DQ	STL	BLK	PTS	AVG
69-70	84	3808	986	1987	.496	547	705	.776	533	1104	1637	190	221	1	-	-	2519	30.0
Three-point field goals: 0-11 (.000).																		
PLAYOFFS	GP	MIN	FGM	FGA	PCT	FTM	FTA	PCT	OFF	DEF	REB	AST	PF	DQ	STL	BLK	PTS	AVG
1970	12	568	185	362	.511	69	83	.831	79	158	237	39	31	0	-	-	440	36.7
Three-point field goals: 1-5 (.200).																		

CHRIS HERREN

Height: 6-2 Weight: 197 Fresno State '99 Born Sept. 27, 1975

Acquired: Drafted, No. 33 overall, in 1999 Departed: Traded to Boston on Oct. 16, 2000

YEAR	GP	MIN	FGM	FGA	PCT	FTM	FTA	PCT	OFF	DEF	REB	AST	PF	DQ	STL	BLK	PTS	AVG
99-00	45	597	45	124	.363	27	40	.675	12	40	52	111	74	4	15	2	141	3.1
Three-point field goals: 24-67 (.358).																		

CARL HERRERA

Height: 6-9 Weight: 225 Houston '91 Born Dec. 14, 1966

Acquired: Signed as a free agent on Mar. 3, 1999 Departed: Contract expired at end of '98-99 season

YEAR	GP	MIN	FGM	FGA	PCT	FTM	FTA	PCT	OFF	DEF	REB	AST	PF	DQ	STL	BLK	PTS	AVG
98-99	24	265	27	63	.429	5	9	.556	20	34	54	1	37	0	12	7	59	2.5
Three-point field goals: 0-1 (.000).																		

DAN HESTER

Height: 6-8 Louisiana State '70 Weight: 220 Born Nov. 8, 1948

Acquired: Drafted in the fifth round in 1970

YEAR	GP	MIN	FGM	FGA	PCT	FTM	FTA	PCT	OFF	DEF	REB	AST	PF	DQ	STL	BLK	PTS	AVG
70-71	35	462	79	207	.382	42	51	.824	75	123	198	30	66	1	-	-	205	5.9
Three-point field goals: 5-11 (.455).																		

PHIL HICKS

Height: 6-7 Weight: 205 Tulane '76 Born Jan. 31, 1953

Acquired: Signed as a free agent on Nov. 13, 1978 Departed: Waived on Jan. 12, 1979

YEAR	GP	MIN	FGM	FGA	PCT	FTM	FTA	PCT	OFF	DEF	REB	AST	PF	DQ	STL	BLK	PTS	AVG
78-79	20	128	18	43	.419	3	5	.600	13	15	28	8	20	0	5	0	39	2.0

J.J. HICKSON

Height: 6-9 Weight: 242 North Carolina State '08 Born Sept. 4, 1988

Acquired: Signed as free agent on Jan. 12, 2013 Departed: Waived on Feb. 9, 2016

YEAR	GP	MIN	FGM	FGA	PCT	FTM	FTA	PCT	OFF	DEF	REB	AST	PF	DQ	STL	BLK	PTS	AVG
13-14	69	1859	332	654	.508	150	290	.517	206	426	632	96	177	0	47	51	814	11.8
14-15	73	1411	218	459	.475	116	201	.577	150	302	452	57	136	0	36	35	552	7.6
15-16	20	305	55	109	.505	27	59	.458	22	65	87	16	35	0	10	12	137	6.9
TOTALS	162	3575	605	1222	.495	293	550	.533	278	793	1171	169	348	0	93	98	1503	9.3
Three-point field goals: '13-14, 0-8 (.000); '14-15, 0-2 (.000); '15-16, 0-0. Totals: 0-10 (.000).																		

MIKE HIGGINS

Height: 6-9 Weight: 220 Northern Colorado '89 Born Feb. 17, 1967

Acquired: Signed to the first of consecutive 10-day contracts on Dec. 29, 1989 Departed: Released on Jan. 19, 1990

YEAR	GP	MIN	FGM	FGA	PCT	FTM	FTA	PCT	OFF	DEF	REB	AST	PF	DQ	STL	BLK	PTS	AVG
89-90	5	32	3	8	.375	7	8	.875	1	2	3	2	1	0	1	0	13	2.6
Three-point field goals: 0-0.																		

KENNY HIGGS

Height: 6-0 Weight: 185 Louisiana State '77 Born Jan. 31, 1955

Acquired: Signed as a free agent on Dec. 8, 1980 Departed: Contract expired at the end of the '81-82 season

YEAR	GP	MIN	FGM	FGA	PCT	FTM	FTA	PCT	OFF	DEF	REB	AST	PF	DQ	STL	BLK	PTS	AVG
80-81	72	1689	209	474	.441	140	172	.814	24	121	145	408	243	5	101	6	562	7.8
81-82	76	1696	202	468	.432	161	197	.817	23	121	144	395	263	8	72	6	569	7.5
TOTALS	148	3385	411	942	.436	301	369	.816	47	242	289	803	506	13	173	12	1131	7.6
Three-point field goals: '80-81, 4-34 (.118); '81-82, 4-21 (.190). Totals: 8-55 (.145).																		
PLAYOFFS	GP	MIN	FGM	FGA	PCT	FTM	FTA	PCT	OFF	DEF	REB	AST	PF	DQ	STL	BLK	PTS	AVG
1982	3	54	8	21	.381	7	12	.583	1	2	3	6	12	0	3	0	23	7.7
Three-point field goals: 0-2 (.000).																		



WAYNE HIGHTOWER

Height: 6-9 Weight: 205 Kansas '62 Born Jan. 14, 1940
Departed: Sold to Los Angeles on Sept. 9, 1969

YEAR	GP	MIN	FGM	FGA	PCT	FTM	FTA	PCT	OFF	DEF	REB	AST	PF	DQ	STL	BLK	PTS	AVG
67-68	74	2459	431	1126	.383	420	543	.773	-	-	536	143	237	5	-	-	1282	17.3
68-69	67	2318	311	762	.408	311	426	.730	155	486	641	203	241	5	-	-	933	13.9
TOTALS	141	4777	742	1888	.393	731	969	.754	-	-	1177	346	478	10	-	-	2215	15.7
Three-point field goals: '67-68, 0-6 (.000); '68-69, 0-2 (.000). Totals: 0-8 (.000).																		
PLAYOFFS	GP	MIN	FGM	FGA	PCT	FTM	FTA	PCT	OFF	DEF	REB	AST	PF	DQ	STL	BLK	PTS	AVG
1968	5	209	35	100	.350	43	54	.796	-	-	44	11	25	2	-	-	113	22.6
1969	7	191	33	64	.515	25	33	.758	9	38	47	12	22	1	-	-	84	12.0
TOTALS	12	396	60	163	.368	77	99	.778	-	-	91	23	47	3	-	-	197	16.4
Three-point field goals: 1968, 0-1 (.000).																		

DARNELL HILLMAN

Height: 6-9 Weight: 215 San Jose State '71 Born Aug. 29, 1949
Acquired: By trade from N.Y. Nets on Jan. 30, 1978 Departed: Traded to Kansas City on Jun. 26, 1978

YEAR	GP	MIN	FGM	FGA	PCT	FTM	FTA	PCT	OFF	DEF	REB	AST	PF	DQ	STL	BLK	PTS	AVG
77-78	33	746	104	209	.498	49	81	.605	73	166	239	53	130	4	14	37	257	7.8
PLAYOFFS	GP	MIN	FGM	FGA	PCT	FTM	FTA	PCT	OFF	DEF	REB	AST	PF	DQ	STL	BLK	PTS	AVG
1978	13	260	31	97	.392	11	15	.733	25	55	80	18	49	1	6	7	73	5.6

JULIUS HODGE

Height: 6-7 Weight: 210 North Carolina State '05 Born Nov. 18, 1983
Acquired: Drafted, No. 20 overall, in 2005 Departed: Traded to Milwaukee on Jan. 11, 2007

YEAR	GP	MIN	FGM	FGA	PCT	FTM	FTA	PCT	OFF	DEF	REB	AST	PF	DQ	STL	BLK	PTS	AVG
05-06	14	33	5	13	.385	3	8	.375	5	2	7	6	7	0	2	0	13	0.9
06-07	4	37	2	5	.400	2	2	1.000	1	2	3	10	3	0	3	0	6	1.5
TOTALS	18	70	7	18	.389	5	10	.500	6	4	10	16	10	0	5	0	19	1.1
Three-point field goals: '05-06, 0-0; '06-07, 0-0. Totals: 0-0.																		

TOM HOOVER

Height: 6-10 Weight: 250 Villanova '63 Born Jan. 23, 1941
Departed: Sold to Houston in May, 1968

YEAR	GP	MIN	FGM	FGA	PCT	FTM	FTA	PCT	OFF	DEF	REB	AST	PF	DQ	STL	BLK	PTS	AVG
67-68	70	1588	161	357	.451	128	206	.621	-	-	491	64	268	8	-	-	454	6.5
Three-point field goals: 4-10 (.400).																		
PLAYOFFS	GP	MIN	FGM	FGA	PCT	FTM	FTA	PCT	OFF	DEF	REB	AST	PF	DQ	STL	BLK	PTS	AVG
1968	2	16	4	7	.571	5	7	.714	-	-	4	1	6	0	-	-	13	6.5
Three-point field goals: 0-0.																		

CEDRICK HORDGES

Height: 6-8 Weight: 220 South Carolina '80 Born Jan. 8, 1957
Acquired: By trade from Chicago on Jun. 9, 1980 Departed: Contract expired at end of the '81-82 season

YEAR	GP	MIN	FGM	FGA	PCT	FTM	FTA	PCT	OFF	DEF	REB	AST	PF	DQ	STL	BLK	PTS	AVG
80-81	68	1599	221	480	.460	130	186	.699	120	338	458	104	226	4	33	19	572	8.4
81-82	77	1372	204	414	.493	116	199	.583	119	276	395	65	230	1	26	19	527	6.8
TOTALS	145	2971	425	894	.475	246	385	.639	239	614	853	169	456	5	59	38	1099	8.1
Three-point field goals: '80-81, 0-3 (.000); '81-82, 3-13 (.231). Totals: 3-16 (.188).																		
PLAYOFFS	GP	MIN	FGM	FGA	PCT	FTM	FTA	PCT	OFF	DEF	REB	AST	PF	DQ	STL	BLK	PTS	AVG
1982	3	45	8	19	.421	3	4	.750	2	11	13	2	4	0	1	0	19	6.3
Three-point field goals: 0-1 (.000).																		

RON HORN

Height: 6-7 Weight: 225 Indiana '59 Born May 24, 1938

YEAR	GP	MIN	FGM	FGA	PCT	FTM	FTA	PCT	OFF	DEF	REB	AST	PF	DQ	STL	BLK	PTS	AVG
67-68	1	6	0	2	.000	2	2	1.000	-	-	1	0	0	0	-	-	2	2.0
Three-point field goals: 0-0.																		





ALL-TIME ROSTER

JUWAN HOWARD

Height: 6-9 Weight: 260 Michigan '95 Born Feb. 7, 1973

Acquired: By trade from Dallas on Feb. 21, 2002

Departed: Contract expired at end of the '02-03 season

Acquired: Signed as a free agent on Oct. 3, 2008

Departed: Waived on Nov. 3, 2008

YEAR	GP	MIN	FGM	FGA	PCT	FTM	FTA	PCT	OFF	DEF	REB	AST	PF	DQ	STL	BLK	PTS	AVG
01-02	28	976	192	420	.457	117	152	.770	85	137	222	76	95	3	18	17	501	17.9
02-03	77	2730	567	1261	.450	282	351	.803	181	404	585	234	239	2	77	27	1418	18.4
08-09	3	22	1	2	.500	0	0	---	1	3	4	2	4	0	1	1	2	0.7
TOTALS	108	3728	760	1683	.452	399	503	.793	267	544	811	312	338	5	96	45	1921	17.8

Three-point field goals: '01-02, 0-1 (.000); '02-03, 2-4 (.500); '08-09, 0-0. Totals: 2-5 (.400).

EDDIE HUGHES

Height: 5-10 Weight: 165 Colorado State '82 Born May 26, 1960

Acquired: Signed the first of consecutive 10-day contracts on Jan. 2, 1989

Departed: Contract expired at end of '89-90 season

YEAR	GP	MIN	FGM	FGA	PCT	FTM	FTA	PCT	OFF	DEF	REB	AST	PF	DQ	STL	BLK	PTS	AVG
88-89	26	224	28	64	.438	7	12	.583	6	13	19	35	30	0	17	2	70	2.7
89-90	60	892	83	202	.411	23	34	.676	15	55	70	116	87	0	48	1	209	3.5
TOTALS	86	1116	111	266	.417	30	46	.652	21	68	89	151	117	0	65	3	279	3.2

Three-point field goals: 88-89, 7-22 (.318); 89-90, 20-49 (.408). Totals: 27-71 (.383).

KIM HUGHES

Height: 6-11 Weight: 220 Wisconsin '74 Born Jun. 4, 1952

Acquired: Signed as a free agent on Jul. 8, 1978

Departed: Traded to Cleveland on Oct. 30, 1980

YEAR	GP	MIN	FGM	FGA	PCT	FTM	FTA	PCT	OFF	DEF	REB	AST	PF	DQ	STL	BLK	PTS	AVG
78-79	81	1086	98	182	.538	18	45	.400	112	223	335	74	215	2	56	102	214	2.6
79-80	70	1208	102	202	.505	15	41	.366	125	201	326	74	184	3	66	77	219	3.1
80-81	8	159	11	25	.440	1	2	.500	19	31	50	11	33	2	11	14	23	2.9
TOTALS	159	2453	211	409	.516	34	88	.386	256	455	711	159	432	7	133	193	456	2.9

Three-point field goals: 0-0.

PLAYOFFS	GP	MIN	FGM	FGA	PCT	FTM	FTA	PCT	OFF	DEF	REB	AST	PF	DQ	STL	BLK	PTS	AVG
1979	3	35	1	2	.500	1	2	.500	3	8	11	0	8	0	3	0	3	1.0

STEVEN HUNTER

Height: 7-0 Weight: 240 DePaul Born Oct. 31, 1981

Acquired: By trade from Philadelphia on Sept. 10, 2007

Departed: Traded to Memphis on Aug. 7, 2009

YEAR	GP	MIN	FGM	FGA	PCT	FTM	FTA	PCT	OFF	DEF	REB	AST	PF	DQ	STL	BLK	PTS	AVG
07-08	19	120	15	28	.536	9	20	.450	10	19	29	0	20	0	0	6	39	2.1
08-09	---	---	---	---	---	---	---	---	---	---	---	---	---	---	---	---	---	---
TOTALS	19	120	15	28	.536	9	20	.450	10	19	29	0	20	0	0	6	39	2.1

Three-point field goals: 0-0.

PLAYOFFS	GP	MIN	FGM	FGA	PCT	FTM	FTA	PCT	OFF	DEF	REB	AST	PF	DQ	STL	BLK	PTS	AVG
2008	2	5	0	1	.000	0	0	---	0	2	2	0	0	0	0	0	0	0.0

Three-point field goals: 0-0.

ANDRE IGUODALA

Height: 6-6 Weight: 207 Arizona '04 Born Jan. 28, 1984

Acquired: By trade from Philadelphia on Aug. 10, 2012

Departed: Traded to Memphis on Aug. 7, 2009

YEAR	GP	MIN	FGM	FGA	PCT	FTM	FTA	PCT	OFF	DEF	REB	AST	PF	DQ	STL	BLK	PTS	AVG
12-13	80	2779	396	879	.451	155	270	.574	82	341	423	433	127	0	139	52	1038	13.0

Three-point field goals: 91-287 (.317).

PLAYOFFS	GP	MIN	FGM	FGA	PCT	FTM	FTA	PCT	OFF	DEF	REB	AST	PF	DQ	STL	BLK	PTS	AVG
2013	6	243	38	76	.500	18	25	.720	9	39	48	32	9	0	12	2	108	18.0

Three-point field goals: 14-29 (.483)

GEORGE IRVINE

Height: 6-6 Weight: 200 Washington '70 Born Feb. 1, 1948

Acquired: By trade from Virginia on Jul. 14, 1975

YEAR	GP	MIN	FGM	FGA	PCT	FTM	FTA	PCT	OFF	DEF	REB	AST	PF	DQ	STL	BLK	PTS	AVG
75-76	3	14	2	6	.333	0	0	---	1	0	1	0	1	0	0	0	4	1.3

Three-point field goals: 0-1 (.000).



DAN ISSEL

Height: 6-9 Weight: 240 Kentucky '70 Born Oct. 25, 1948

Acquired: By trade from Baltimore in 1975 Departed: Retired at the end of the '84-85 season

YEAR	GP	MIN	FGM	FGA	PCT	FTM	FTA	PCT	OFF	DEF	REB	AST	PF	DQ	STL	BLK	PTS	AVG
75-76	84	2858	752	1472	.511	425	521	.816	303	620	923	201	266	x	100	56	1930	23.0
76-77	79	2507	660	1282	.515	445	558	.797	211	485	696	177	246	7	91	29	1765	22.3
77-78	82	2851	659	1287	.512	428	547	.782	253	577	830	304	279	5	100	41	1746	21.3
78-79	81	2742	532	1030	.517	316	419	.754	240	498	738	255	233	6	61	46	1380	17.0
79-80	82	2938	715	1416	.505	517	667	.775	236	483	719	198	190	1	88	54	1951	23.8
80-81	80	2641	614	1220	.503	519	684	.759	229	447	676	158	249	6	83	53	1749	21.9
81-82	81	2472	651	1236	.527	546	655	.834	174	434	608	179	245	4	67	55	1852	22.9
82-83	80	2431	681	1296	.510	400	479	.835	151	445	596	223	227	0	83	43	1726	21.6
83-84	76	2076	569	1153	.493	364	428	.850	112	401	513	173	182	2	60	44	1506	19.8
84-85	77	1684	363	791	.459	257	319	.806	80	251	331	137	171	1	65	31	984	12.8
TOTALS	802	25200	6176	12183	.507	4214	5277	.799	1989	4641	6630	2005	2304	32	798	455	16589	20.6

Three-point field goals: '75-76, 1-4 (.250); '79-80, 4-12 (.333); '80-81, 2-12 (.167); '81-82, 4-6 (.667); '82-83, 4-19 (.211); '83-84, 4-19 (.211); '84-85, 1-7 (.143). Totals: 20-79 (.253).

PLAYOFFS	GP	MIN	FGM	FGA	PCT	FTM	FTA	PCT	OFF	DEF	REB	AST	PF	DQ	STL	BLK	PTS	AVG
1976	13	470	111	226	.491	44	56	.786	48	108	156	32	62	x	13	8	266	20.5
1977	6	222	49	96	.510	34	45	.756	18	40	58	17	20	0	5	4	132	22.0
1978	13	460	103	212	.486	56	85	.662	41	93	134	53	43	1	7	3	262	20.2
1979	3	109	24	45	.533	25	31	.806	7	21	28	10	15	0	0	0	73	24.3
1982	3	103	32	60	.533	12	12	1.000	8	13	21	5	10	0	3	1	76	25.3
1983	8	227	69	136	.507	25	29	.862	13	45	58	25	18	0	9	5	163	20.4
1984	5	153	52	102	.510	22	39	.821	10	30	40	8	15	0	6	6	137	27.4
1985	15	325	73	159	.459	39	48	.813	14	40	54	27	36	0	12	5	186	12.4
TOTALS	66	2069	513	1037	.495	267	325	.822	159	390	549	177	219	1	55	33	1295	19.6

Three-point field goals: 1976, 0-1 (.000); 1983, 0-1 (.000); 1984, 1-2 (.500); 1985, 1-1 (1.000). Totals: 2-5 (.400).

ALLEN IVERSON

Height: 6-0 Weight: 165 Georgetown '96 Born Jun. 7, 1975

Acquired: By trade from Philadelphia on Dec. 19, 2006 Departed: By trade to Detroit on Nov. 3, 2008

YEAR	GP	MIN	FGM	FGA	PCT	FTM	FTA	PCT	OFF	DEF	REB	AST	PF	DQ	STL	BLK	PTS	AVG
06-07	50	2121	430	947	.454	341	436	.759	16	136	152	359	74	0	90	12	1241	24.8
07-08	82	3424	712	1102	.645	635	797	.809	47	196	243	586	109	0	160	12	2164	26.4
08-09	3	123	18	40	.450	18	25	.720	3	5	8	20	3	0	3	1	56	18.7
TOTALS	135	5668	1160	2543	.456	994	1258	.790	66	337	403	965	186	0	253	25	3461	25.6

Three-point field goals: '06-07, 50-144 (.347); '07-08, 95-275 (.345); '08-09, 2-8 (.250). Totals: 147-427 (.344).

PLAYOFFS	GP	MIN	FGM	FGA	PCT	FTM	FTA	PCT	OFF	DEF	REB	AST	PF	DQ	STL	BLK	PTS	AVG
2007	5	223	42	114	.368	25	31	.806	0	3	3	29	11	0	7	0	114	22.8
2008	4	158	36	83	.434	23	33	.697	4	8	12	18	3	0	4	1	98	24.5
TOTALS	9	381	78	197	.396	48	64	.750	4	11	15	47	14	0	11	1	212	23.6

Three-point field goals: 2007, 5-17 (.294); 2008, 3-14 (.214). Totals: 8-31 (.258).

WARREN JABALI (FORMERLY WARREN ARMSTRONG)

Height: 6-2 Weight: 200 Wichita State '68 Born Aug. 29, 1946

Acquired: Selected in dispersal draft in 1972 Departed: Left as free agent in 1974

YEAR	GP	MIN	FGM	FGA	PCT	FTM	FTA	PCT	OFF	DEF	REB	AST	PF	DQ	STL	BLK	PTS	AVG
72-73	82	2738	441	974	.453	480	596	.805	129	295	424	539	280	x	175	31	1398	17.0
73-74	49	1711	257	657	.391	220	274	.803	82	164	246	358	167	x	97	10	779	15.9
TOTALS	131	4449	698	1631	.428	700	870	.805	211	459	670	897	447	8	272	41	2177	16.6

Three-point field goals: '72-73, 36-140 (.257); '73-74, 45-123 (.366). Totals: 81-263 (.308).

PLAYOFFS	GP	MIN	FGM	FGA	PCT	FTM	FTA	PCT	OFF	DEF	REB	AST	PF	DQ	STL	BLK	PTS	AVG
1973	5	126	9	27	.333	12	16	.750	2	5	7	14	11	0	5	11	30	6.0

Three-point field goals: 0-0.

BOBBY JACKSON

Height: 6-1 Weight: 185 Minnesota '97 Born March 13, 1973

Acquired: By trade from Seattle on June 25, 1997 Departed: Traded to Minnesota on Jan. 21, 1999

YEAR	GP	MIN	FGM	FGA	PCT	FTM	FTA	PCT	OFF	DEF	REB	AST	PF	DQ	STL	BLK	PTS	AVG
97-98	68	2042	310	791	.392	149	183	.814	78	224	302	317	160	0	105	11	790	11.6

Three-point field goals: 21-81 (.259).

MARK JACKSON

Height: 6-3 Weight: 185 St. John's '87 Born April 1, 1965

Acquired: By trade from Indiana on June 13, 1996 Departed: Traded to Indiana on Feb. 20, 1997

YEAR	GP	MIN	FGM	FGA	PCT	FTM	FTA	PCT	OFF	DEF	REB	AST	PF	DQ	STL	BLK	PTS	AVG
96-97	52	2001	192	452	.425	109	136	.801	71	200	271	641	104	0	51	9	541	10.4

Three-point field goals: 48-121 (.397).





ALL-TIME ROSTER

AVERY JOHNSON

Height: 5-10 Weight: 175 Southern University '88 Born March 25, 1965
 Acquired: By trade from Seattle on Oct. 24, 1990 Departed: Waived on Dec. 24, 1990
 Re-acquired: Signed as a free agent on July 19, 2001 Departed: Traded to Dallas on Feb. 21, 2002

YEAR	GP	MIN	FGM	FGA	PCT	FTM	FTA	PCT	OFF	DEF	REB	AST	PF	DQ	STL	BLK	PTS	AVG
90-91	21	217	29	68	.426	21	32	.656	9	12	21	77	22	0	14	2	79	3.8
01-02	51	1200	186	383	.486	109	146	.747	14	50	64	258	69	0	35	8	481	9.4
TOTALS	72	1417	215	451	.477	130	178	.730	23	62	85	335	91	0	49	10	560	7.8

Three-point field goals: '90-91, 0-4 (.000); '01-02, 0-5 (.000). Totals: 0-9 (.000).

DERMARR JOHNSON

Height: 6-9 Weight: 201 Cincinnati '03 Born May 5, 1980
 Acquired: Signed as a free agent on Oct. 18, 2004 Departed: Contract expired at the end of '06-07 season

YEAR	GP	MIN	FGM	FGA	PCT	FTM	FTA	PCT	OFF	DEF	REB	AST	PF	DQ	STL	BLK	PTS	AVG
04-05	71	1232	185	371	.499	80	101	.792	43	108	151	75	140	0	43	18	503	7.1
05-06	58	924	132	306	.431	34	42	.810	19	77	96	55	86	0	25	26	354	6.1
06-07	39	419	50	154	.325	16	21	.762	10	47	57	17	39	0	16	12	135	3.5
TOTALS	168	2575	367	831	.442	130	164	.793	72	232	304	147	265	0	84	56	992	5.9

Three-point field goals: '04-05, 53-148 (.358); '05-06, 56-160, (.350); '06-07, 19-88 (.216). Totals: 128-396 (.323).

PLAYOFFS	GP	MIN	FGM	FGA	PCT	FTM	FTA	PCT	OFF	DEF	REB	AST	PF	DQ	STL	BLK	PTS	AVG
2005	4	78	11	20	.550	3	3	1.000	3	5	8	3	9	0	2	2	29	7.3
2006	3	34	3	13	.231	0	0	—	2	8	10	2	1	0	0	1	7	2.3
TOTALS	7	112	14	33	.424	3	3	1.000	5	13	18	5	10	0	2	3	36	5.1

Three-point field goals: 2005, 4-11 (.364); 2006, 1-10 (.100). Totals: 5-21 (.238).

ERVIN JOHNSON

Height: 6-11 Weight: 245 New Orleans '93 Born Dec. 21, 1967
 Acquired: Signed as a free agent on Jul. 23, 1996 Departed: Traded to Milwaukee on Jun. 25, 1997

YEAR	GP	MIN	FGM	FGA	PCT	FTM	FTA	PCT	OFF	DEF	REB	AST	PF	DQ	STL	BLK	PTS	AVG
96-97	82	2599	243	467	.520	96	156	.615	231	682	913	71	288	5	65	227	582	7.1

Three-point field goals: 0-2 (.000).

GEORGE JOHNSON

Height: 6-7 Weight: 218 St. John's '78 Born Dec. 8, 1956
 Acquired: By trade from Milwaukee on Oct. 19, 1979 Departed: Sold to Milwaukee on May 16, 1980

YEAR	GP	MIN	FGM	FGA	PCT	FTM	FTA	PCT	OFF	DEF	REB	AST	PF	DQ	STL	BLK	PTS	AVG
79-80	75	1938	309	649	.476	148	189	.783	190	394	584	157	260	4	84	67	768	10.2

Three-point field goals: 2-9 (.222).

BOBBY RAY JONES

Height: 6-7 Weight: 215 Washington '06 Born Jan. 9, 1984
 Acquired: By trade from Philadelphia on Sept. 10, 2007 Departed: Waived on Jan. 7, 2008
 Re-acquired: Signed for the remainder of the season on Apr. 11, 2008 Departed: By trade to New York on Jul. 28, 2008

YEAR	GP	MIN	FGM	FGA	PCT	FTM	FTA	PCT	OFF	DEF	REB	AST	PF	DQ	STL	BLK	PTS	AVG
07-08	25	222	26	64	.406	23	28	.821	11	27	38	11	46	0	5	1	84	3.4

Three-point field goals: 9-23 (.391).

ROBERT "BOBBY" CLYDE JONES

Height: 6-9 Weight: 212 North Carolina '74 Born Dec. 18, 1951
 Acquired: Signed away from Carolina in 1974 Departed: Traded to Philadelphia on Aug. 16, 1978

YEAR	GP	MIN	FGM	FGA	PCT	FTM	FTA	PCT	OFF	DEF	REB	AST	PF	DQ	STL	BLK	PTS	AVG
74-75	84	2706	529	876	.604	187	269	.695	230	462	692	303	263	x	167	153	1245	14.8
75-76	83	2845	510	878	.581	215	308	.698	241	550	791	331	253	x	170	184	1235	14.9
76-77	82	2419	501	879	.570	236	329	.717	174	504	678	264	238	3	186	162	1238	15.1
77-78	75	2440	440	761	.578	208	277	.751	164	472	636	252	221	2	137	126	1088	14.5
TOTALS	324	10410	1980	3394	.583	846	1183	.759	809	1988	2797	1150	975	5	660	625	4806	14.8

Three-point field goals: 74-75, 0-1 (.000).

PLAYOFFS	GP	MIN	FGM	FGA	PCT	FTM	FTA	PCT	OFF	DEF	REB	AST	PF	DQ	STL	BLK	PTS	AVG
1975	13	428	69	129	.535	31	40	.775	35	76	111	38	49	x	12	12	169	13.0
1976	13	431	74	127	.583	30	41	.732	41	71	112	59	53	x	16	20	178	13.7
1977	6	187	31	64	.484	10	17	.588	11	24	35	21	25	1	17	14	72	12.0
1978	13	390	66	116	.569	34	46	.739	36	66	102	35	42	1	16	9	166	12.8
TOTALS	45	1436	240	436	.550	105	144	.729	123	237	360	153	169	2	61	55	585	13.0

Three-point field goals: 74-75, 0-1 (.000).



DAHNTAY JONES

Height: 6-6 Weight: 210 Duke '03 Born Dec. 27, 1980

Acquired: Signed as a free agent on Jul. 30, 2008 Departed: Contract expired at the end of the '08-09 season

YEAR	GP	MIN	FGM	FGA	PCT	FTM	FTA	PCT	OFF	DEF	REB	AST	PF	DQ	STL	BLK	PTS	AVG
08-09	79	1426	154	336	.458	110	151	.728	58	110	168	78	199	0	49	19	429	5.4
Three-point field goals: 11-17 (.647).																		
PLAYOFFS	GP	MIN	FGM	FGA	PCT	FTM	FTA	PCT	OFF	DEF	REB	AST	PF	DQ	STL	BLK	PTS	AVG
2009	16	280	38	79	.481	33	43	.767	16	22	38	10	41	0	13	5	112	7.0
Three-point field goals: 3-12 (.250).																		

LARRY JONES

Height: 6-3 Weight: 180 Toledo '64 Born Sept. 22, 1942

Departed: Traded to Miami in Jun. 1970

YEAR	GP	MIN	FGM	FGA	PCT	FTM	FTA	PCT	OFF	DEF	REB	AST	PF	DQ	STL	BLK	PTS	AVG
67-68	76	3085	602	1409	.427	530	683	.776	-	-	599	270	268	4	-	-	1742	22.9
68-69	75	3042	759	1631	.466	591	760	.778	165	328	493	258	273	3	-	-	2133	28.4
69-70	75	3027	625	1441	.434	579	732	.791	143	248	391	426	228	1	-	-	1870	24.9
TOTALS	226	9154	1986	4481	.443	1700	2175	.782	-	-	1483	954	769	8	-	-	5745	25.4
Three-point field goals: '67-68, 8-42 (.190); '68-69, 24-100 (.240); '69-70, 41-165 (.248). Totals: 73-307 (.238).																		
PLAYOFFS	GP	MIN	FGM	FGA	PCT	FTM	FTA	PCT	OFF	DEF	REB	AST	PF	DQ	STL	BLK	PTS	AVG
1968	1	41	12	20	.625	5	8	.625	-	-	4	4	5	0	-	-	29	29.0
1969	7	282	48	134	.358	55	76	.724	19	35	54	32	21	0	-	-	154	22.0
1970	12	535	113	207	.546	88	101	.871	23	41	64	76	41	0	-	-	319	26.6
TOTALS	20	858	173	361	.479	148	185	.800	-	-	122	112	67	0	-	-	502	25.1
Three-point field goals: 1969, 3-8 (.375); 1970, 5-20 (.250). Totals: 8-28 (.286).																		

RONALD "POPEYE" JONES

Height: 6-8 Weight: 250 Murray State '92 Born Jun. 17, 1970

Acquired: By trade from Boston on Aug. 3, 1999 Departed: Traded to Washington on Sept. 25, 2000

YEAR	GP	MIN	FGM	FGA	PCT	FTM	FTA	PCT	OFF	DEF	REB	AST	PF	DQ	STL	BLK	PTS	AVG
99-00	40	330	44	104	.423	14	19	.737	41	62	103	19	50	1	3	6	104	2.6
Three-point field goals: 2-3 (.667).																		

STEVE "SNAPPER" JONES

Height: 6-5 Weight: 205 Oregon '64 Born Oct. 17, 1942

Acquired: By trade from Carolina in Jan. 1974 Departed: Left as a free agent in 1974

YEAR	GP	MIN	FGM	FGA	PCT	FTM	FTA	PCT	OFF	DEF	REB	AST	PF	DQ	STL	BLK	PTS	AVG
73-74	42	1157	239	534	.448	84	109	.771	32	107	139	128	127	x	13	6	575	13.7
Three-point field goals: 13-36 (.361).																		

ADONIS JORDAN

Height: 5-11 Weight: 170 Kansas '93 Born Aug. 21, 1970

Acquired: Signed a 10-day contract on Jan. 11, 1993 Departed: Released on Jan. 21, 1992

YEAR	GP	MIN	FGM	FGA	PCT	FTM	FTA	PCT	OFF	DEF	REB	AST	PF	DQ	STL	BLK	PTS	AVG
93-94	6	79	6	23	.261	0	0	---	3	3	6	19	6	0	0	1	15	2.5
Three-point field goals: 3-10 (.300).																		

GARTH JOSEPH

Height: 7-2 Weight: 306 College of St. Rose '97 Born Aug. 8, 1973

Acquired: By trade from Toronto on Jan. 12, 2001 Departed: Waived on Jan. 29, 2001

YEAR	GP	MIN	FGM	FGA	PCT	FTM	FTA	PCT	OFF	DEF	REB	AST	PF	DQ	STL	BLK	PTS	AVG
00-01	2	8	0	3	.000	0	2	.000	0	0	0	0	0	0	0	1	0	0.0
Three-point field goals: 0-0.																		

RICH KELLEY

Height: 7-0 Weight: 240 Stanford '75 Born Mar. 23, 1953

Acquired: By trade from Phoenix on Jun. 21, 1982 Departed: Traded to Utah on Feb. 7, 1983

YEAR	GP	MIN	FGM	FGA	PCT	FTM	FTA	PCT	OFF	DEF	REB	AST	PF	DQ	STL	BLK	PTS	AVG
82-83	38	565	59	141	.418	55	70	.786	61	111	172	59	115	3	21	18	173	4.6
Three-point field goals: 0-0.																		





ALL-TIME ROSTER

TIM KEMPTON

Height: 6-10 Weight: 245 Notre Dame '86 Born Jan. 25, 1964

Acquired: By trade from Charlotte on Sept. 11, 1989 Departed: Contract expired at end of '89-90 season

YEAR	GP	MIN	FGM	FGA	PCT	FTM	FTA	PCT	OFF	DEF	REB	AST	PF	DQ	STL	BLK	PTS	AVG
89-90	71	1061	153	312	.490	77	114	.675	51	167	218	118	144	2	30	9	383	5.4
Three-point field goals: 0-1 (.000).																		
PLAYOFFS	GP	MIN	FGM	FGA	PCT	FTM	FTA	PCT	OFF	DEF	REB	AST	PF	DQ	STL	BLK	PTS	AVG
1990	3	32	7	9	.778	4	4	1.000	1	4	5	4	8	0	0	0	18	6.0
Three-point field goals: 0-0.																		

JULIUS KEYE

Height: 6-10 Weight: 225 South Carolina State '69 Born Sept. 5, 1946

Acquired: Drafted in the third five rounds in 1968 Departed: Traded to Memphis in Aug., 1974

YEAR	GP	MIN	FGM	FGA	PCT	FTM	FTA	PCT	OFF	DEF	REB	AST	PF	DQ	STL	BLK	PTS	AVG
69-70	77	1641	245	618	.396	116	193	.601	188	342	530	47	209	2	-	-	606	7.9
70-71	83	3634	505	1182	.427	212	317	.669	370	1084	1454	140	317	5	-	-	1222	14.7
71-72	84	2557	192	476	.403	108	174	.621	315	667	982	153	346	13	-	-	492	5.9
72-73	83	3016	163	375	.435	130	233	.558	275	617	892	180	269	3	58	226	459	5.5
73-74	79	2595	147	329	.447	57	84	.679	225	464	689	135	240	x	40	149	361	4.5
TOTALS	406	13443	1252	2980	.420	623	1001	.622	1373	3174	4547	655	1381	23	98	375	3131	7.7
Three-point field goals: '60-70, 0-7 (.000); '70-71, 0-5 (.000); '71-72, 0-2 (.000); '72-73, 3-8 (.375); '73-74, 1-5 (.200). Totals: 4-27 (.148).																		
PLAYOFFS	GP	MIN	FGM	FGA	PCT	FTM	FTA	PCT	OFF	DEF	REB	AST	PF	DQ	STL	BLK	PTS	AVG
1970	7	138	10	42	.238	3	6	.500	10	21	31	6	16	0	-	-	23	3.1
1972	7	302	27	59	.458	3	8	.375	45	68	113	20	30	1	-	-	57	8.1
1973	5	203	20	34	.588	9	17	.529	28	40	68	16	16	0	2	17	49	9.8
TOTALS	19	643	57	135	.422	15	31	.484	83	129	212	42	62	1	2	17	129	6.8
Three-point field goals: 1970, 0-1 (.000); 1973, 0-1 (.000). Totals: 0-2 (.000).																		

SEAN KILPATRICK

Height: 6-4 Weight: 210 Cincinnati '14 Born Jan. 6, 1990

Acquired: Signed first of two 10-day contracts on Jan. 12, 2016 Departed: Contract expired on Feb. 2, 2016

YEAR	GP	MIN	FGM	FGA	PCT	FTM	FTA	PCT	OFF	DEF	REB	AST	PF	DQ	STL	BLK	PTS	AVG
15-16	8	82	8	21	.381	7	8	.875	2	4	6	3	7	0	2	0	27	3.4
Three-point field goals: 4-17 (.235).																		

JIMMY KING

Height: 6-5 Weight: 210 Michigan '95 Born Aug. 9, 1973

Acquired: Signed for the remainder of the season on Apr. 5, 1997 Departed: Contract expired at end of '96-97 season

YEAR	GP	MIN	FGM	FGA	PCT	FTM	FTA	PCT	OFF	DEF	REB	AST	PF	DQ	STL	BLK	PTS	AVG
96-97	2	22	2	6	.333	2	4	.500	2	0	2	2	2	0	3	0	6	3.0
Three-point field goals: 0-0.																		

LINAS KLEIZA

Height: 6-8 Weight: 245 Missouri Born Jan. 3, 1985

Acquired: By trade from Portland on Jun. 28, 2005 Departed: Signed with Olympiakos (Greece) as a restricted free agent in Aug. '09

YEAR	GP	MIN	FGM	FGA	PCT	FTM	FTA	PCT	OFF	DEF	REB	AST	PF	DQ	STL	BLK	PTS	AVG
05-06	61	519	77	173	.445	57	81	.704	38	78	116	15	87	0	10	13	213	3.5
06-07	79	1488	200	474	.422	115	135	.852	77	189	266	45	200	0	28	14	596	7.6
07-08	79	1989	311	659	.472	164	213	.770	92	241	333	95	181	0	44	19	890	11.1
08-09	82	1824	289	646	.447	148	204	.725	92	235	327	64	155	0	31	14	813	9.9
TOTALS	301	5720	877	1952	.449	484	633	.765	299	743	1042	219	623	0	113	60	2504	8.3
Three-point field goals: '05-06, 2-13 (.154); '06-07, 83-221 (.376); '07-08, 94-277 (.339); '08-09, 87-267 (.326). Totals: 266-778 (.342).																		
PLAYOFFS	GP	MIN	FGM	FGA	PCT	FTM	FTA	PCT	OFF	DEF	REB	AST	PF	DQ	STL	BLK	PTS	AVG
2006	3	14	3	8	.375	0	0	---	1	3	4	2	3	0	0	0	6	2.0
2007	5	66	3	13	.231	1	2	.500	0	8	8	2	6	0	0	0	8	1.6
2008	4	122	22	41	.537	9	13	.692	8	18	26	3	11	0	1	0	56	14.0
2009	14	210	31	66	.470	18	24	.750	8	37	45	7	17	0	5	1	97	6.9
TOTALS	26	412	59	128	.461	28	39	.718	17	66	83	14	37	0	6	1	167	6.4
Three-point field goals: 2006, 0-1 (.000); 2007, 1-6 (.167); 2008, 3-14 (.214); 2009, 17-40 (.425). Totals: 21-61 (.344).																		

JOE KOPICKI

Height: 6-9 Weight: 240 Detroit '82 Born Jun. 12, 1960

Acquired: Signed as a free agent on Oct. 31, 1984 Departed: Waived on Oct. 22, 1985

YEAR	GP	MIN	FGM	FGA	PCT	FTM	FTA	PCT	OFF	DEF	REB	AST	PF	DQ	STL	BLK	PTS	AVG
84-85	42	308	50	95	.526	43	54	.796	29	57	86	29	58	0	13	1	145	3.5
Three-point field goals: 2-3 (.667).																		
PLAYOFFS	GP	MIN	FGM	FGA	PCT	FTM	FTA	PCT	OFF	DEF	REB	AST	PF	DQ	STL	BLK	PTS	AVG
1985	7	32	6	16	.375	9	17	.529	2	11	13	3	5	0	1	1	21	3.0
Three-point field goals: 0-0 (.000).																		



KOSTA KOUFOS

Height: 7-0 Weight: 265 Ohio St. '08 Born Feb. 24, 1989

Acquired: By trade from Minnesota on Feb. 11, 2011 Departed: Traded to Memphis on June 27, 2013

YEAR	GP	MIN	FGM	FGA	PCT	FTM	FTA	PCT	OFF	DEF	REB	AST	PF	DQ	STL	BLK	PTS	AVG
10-11	11	98	21	42	.500	12	19	.632	15	18	33	0	9	0	2	5	54	4.9
11-12	48	792	115	192	.599	33	55	.600	95	163	258	15	96	1	24	41	263	5.5
12-13	81	1817	295	508	.581	58	104	.558	211	351	562	32	246	4	44	103	648	8.0
TOTALS	140	2707	431	742	.580	103	178	.578	321	532	853	47	351	5	70	149	965	6.9

PLAYOFFS	GP	MIN	FGM	FGA	PCT	FTM	FTA	PCT	OFF	DEF	REB	AST	PF	DQ	STL	BLK	PTS	AVG
2011	1	2	1	1	1.000	0	0	---	0	0	0	0	0	0	0	0	2	2.0
2012	3	26	1	3	.333	0	0	---	4	7	11	0	5	0	0	1	2	0.7
2013	6	100	7	19	.368	5	6	.833	9	12	21	3	13	0	3	4	20	3.3
TOTALS	10	128	9	23	.391	5	6	.833	13	19	32	3	18	0	3	5	24	2.4

ARVID KRAMER

Height: 6-9 Weight: 220 Augustana '79 Born Oct. 2, 1956

Acquired: Signed to consecutive 10-day contracts on Mar. 2, 1980 Departed: Contract expired at end of '79-80 season

YEAR	GP	MIN	FGM	FGA	PCT	FTM	FTA	PCT	OFF	DEF	REB	AST	PF	DQ	STL	BLK	PTS	AVG
79-80	8	45	7	22	.318	2	2	1.000	6	6	12	3	8	0	0	5	16	2.0

Three-point field goals: 0-0.

JOHN KUESTER

Height: 6-2 Weight: 180 North Carolina '77 Born Feb. 6, 1955

Acquired: Signed as a free agent on Oct. 15, 1978 Departed: Contract expired at end of '78-'79 season

YEAR	GP	MIN	FGM	FGA	PCT	FTM	FTA	PCT	OFF	DEF	REB	AST	PF	DQ	STL	BLK	PTS	AVG
78-79	33	212	16	52	.307	13	14	.929	5	8	13	37	29	0	18	1	45	1.4

RAEF LAFRENTZ

Height: 6-11 Weight: 240 Kansas '88 Born May 29, 1976

Acquired: Drafted, No. 3 overall, in 1998 Departed: Traded to Dallas on Feb. 21, 2002

YEAR	GP	MIN	FGM	FGA	PCT	FTM	FTA	PCT	OFF	DEF	REB	AST	PF	DQ	STL	BLK	PTS	AVG
98-99	12	387	59	129	.457	36	48	.750	33	58	91	8	38	2	9	17	166	13.8
99-00	81	2435	392	879	.446	162	236	.686	170	471	641	97	292	6	42	180	1006	12.4
00-01	78	2457	387	812	.477	183	262	.698	173	434	607	107	290	9	37	206	1008	12.9
01-02	51	1668	307	659	.466	70	105	.667	117	262	379	60	173	5	31	153	759	14.9
TOTALS	222	6947	1145	2479	.462	451	651	.693	493	791	1718	272	793	22	119	556	2939	13.2

Three-point field goals: '98-99, 12-31 (.387); '99-00, 60-183 (.328); '00-01, 51-139 (.367); '01-02, 75-173 (.434). Totals: 198-526 (.376).

TOM LAGARDE

Height: 6-10 Weight: 220 North Carolina '77 Born Feb. 10, 1955

Acquired: Drafted, No. 9 overall, in 1977 Departed: Traded to Seattle on June 9, 1978

YEAR	GP	MIN	FGM	FGA	PCT	FTM	FTA	PCT	OFF	DEF	REB	AST	PF	DQ	STL	BLK	PTS	AVG
77-78	77	868	96	237	.405	114	150	.760	75	139	214	47	146	1	17	17	306	4.0
PLAYOFFS	GP	MIN	FGM	FGA	PCT	FTM	FTA	PCT	OFF	DEF	REB	AST	PF	DQ	STL	BLK	PTS	AVG
1978	9	77	10	19	.526	5	7	.714	9	9	18	7	12	0	0	2	25	2.8

JEROME LANE

Height: 6-6 Weight: 230 Pittsburgh '88 Born Dec. 4, 1966

Acquired: Drafted, No. 23 overall, in 1988 Departed: Waived on Nov. 23, 1991

YEAR	GP	MIN	FGM	FGA	PCT	FTM	FTA	PCT	OFF	DEF	REB	AST	PF	DQ	STL	BLK	PTS	AVG
88-89	54	550	109	256	.426	43	112	.384	87	113	200	60	105	1	20	4	261	4.8
89-90	67	956	145	309	.469	44	120	.367	144	217	361	105	189	1	53	17	334	5.0
90-91	62	1383	202	461	.438	58	141	.411	280	298	578	123	192	1	51	14	463	7.5
91-92	9	141	10	40	.250	8	19	.421	22	22	44	13	18	0	2	1	28	3.1
TOTALS	192	3030	466	1066	.437	153	392	.390	533	650	1183	301	504	3	126	36	1086	5.6

Three-point field goals: '88-89, 0-7 (.000); '89-90, 0-5 (.000); '90-91, 1-4 (.250). Totals: 1-16 (.062).

PLAYOFFS	GP	MIN	FGM	FGA	PCT	FTM	FTA	PCT	OFF	DEF	REB	AST	PF	DQ	STL	BLK	PTS	AVG
1989	2	21	2	7	.286	2	2	1.000	1	5	6	2	4	0	0	0	6	3.0
1990	2	14	0	3	.000	1	2	.500	1	1	1	2	4	0	0	0	1	0.5
TOTALS	4	35	2	10	.200	3	4	.750	1	6	7	4	8	0	0	0	7	1.8

Three-point field goals: 1990, 0-1 (.000).

PRIEST LAUDERDALE

Height: 7-4 Weight: 325 Central State (Ohio) '94 Born Aug. 31, 1973

Acquired: By trade from Atlanta on Sept. 9, 1997 Departed: Contract expired at end of '97-98 season

YEAR	GP	MIN	FGM	FGA	PCT	FTM	FTA	PCT	OFF	DEF	REB	AST	PF	DQ	STL	BLK	PTS	AVG
97-98	39	345	53	127	.417	38	69	.551	27	73	100	21	63	0	7	17	144	3.7

Three-point field goals: 0-0.





ALL-TIME ROSTER

JOFFEY LAUVERGNE

Height: 6-11 Weight: 220 France '14 Born Sept. 30, 1991

Acquired: By trade from Memphis on Jun. 27, 2013 Departed: Traded to Oklahoma City on Aug. 30, 2016

YEAR	GP	MIN	FGM	FGA	PCT	FTM	FTA	PCT	OFF	DEF	REB	AST	PF	DQ	STL	BLK	PTS	AVG
14-15	24	268	36	89	.404	18	28	.643	27	50	77	13	43	1	8	10	93	3.9
15-16	59	1041	195	380	.513	62	69	.899	77	213	290	56	115	1	13	15	465	7.9
TOTALS	83	1309	231	469	.493	80	97	.825	104	263	367	69	158	2	21	25	558	6.7

Three-point field goals: '14-15, 3-16 (.88); '15-16, 13-53 (.232). Totals: 16-69 (.232).

TY LAWSON

Height: 5-11 Weight: 195 North Carolina '09 Born Nov. 3, 1987

Acquired: By trade from Minnesota on draft night 2009 Departed: Traded to Houston on July 20, 2015

YEAR	GP	MIN	FGM	FGA	PCT	FTM	FTA	PCT	OFF	DEF	REB	AST	PF	DQ	STL	BLK	PTS	AVG
09-10	65	1318	201	390	.515	106	140	.757	42	82	124	203	89	0	48	2	542	8.3
10-11	80	2103	346	688	.503	172	225	.764	67	142	209	377	133	1	80	4	933	11.7
11-12	61	2124	374	767	.488	178	216	.824	54	173	227	401	94	0	82	6	999	16.4
12-13	73	2513	448	971	.461	235	311	.756	36	162	198	501	135	0	107	8	1216	16.7
13-14	62	2222	347	806	.431	324	406	.798	40	175	215	543	113	1	100	10	1090	17.6
14-15	75	2665	404	926	.436	265	363	.730	42	192	234	720	128	0	92	9	1143	15.2
TOTALS	416	12945	2120	4548	.466	1280	1661	.771	281	926	1207	2745	692	2	509	39	5923	14.2

Three-point field goals: '09-10, 34-83 (.410); '10-11, 69-171 (.404); '11-12, 73-220 (.365); '12-13, 85-232 (.366); '13-14, 72-202 (.356); '14-15, 70-205 (.341). Totals: 403-1093 (.369).

PLAYOFFS	GP	MIN	FGM	FGA	PCT	FTM	FTA	PCT	OFF	DEF	REB	AST	PF	DQ	STL	BLK	PTS	AVG
2010	6	118	15	35	.429	13	19	.684	4	4	8	16	18	0	6	0	47	7.8
2011	5	167	26	52	.500	21	23	.913	7	10	17	19	9	0	5	1	78	15.6
2012	7	242	56	109	.514	12	19	.632	4	14	18	42	12	0	7	1	133	19.0
2013	6	236	48	109	.440	28	33	.848	5	15	20	48	13	0	10	0	128	21.3
TOTALS	24	763	145	305	.475	74	94	.787	20	43	63	125	52	0	28	2	386	16.1

Three-point field goals: 2010, 4-10 (.400); 2011, 5-11 (.455); 2012, 9-28 (.321); 2013, 4-21 (.191). Totals: 22-70 (.314)

TIM LEGLER

Height: 6-4 Weight: 210 La Salle '88 Born Dec. 26, 1966

Acquired: Signed first of consecutive 10-day contracts on Dec. 28, 1990 Departed: Released on Jan. 17, 1991

YEAR	GP	MIN	FGM	FGA	PCT	FTM	FTA	PCT	OFF	DEF	REB	AST	PF	DQ	STL	BLK	PTS	AVG
90-91	10	148	25	72	.347	5	6	.833	8	10	18	12	20	0	2	0	58	5.8

Three-point field goals: 3-12 (.250).

VOSHON LENARD

Height: 6-4 Weight: 215 Minnesota '95 Born May 14, 1973

Acquired: By trade from Miami on Jun. 27, 2000

Departed: Contract expired at end of '01-02 season

Acquired: Signed as a free agent on Sept. 12, 2003

Departed: Traded to Portland on Feb. 23, 2006

YEAR	GP	MIN	FGM	FGA	PCT	FTM	FTA	PCT	OFF	DEF	REB	AST	PF	DQ	STL	BLK	PTS	AVG
00-01	80	2331	336	846	.397	153	192	.797	47	184	231	190	170	1	65	18	972	12.2
01-02	71	1665	315	769	.410	94	120	.783	38	145	183	130	105	0	59	25	813	11.5
03-04	73	2233	394	933	.422	144	182	.791	46	154	200	151	177	1	61	12	1038	14.2
04-05	3	54	10	26	.385	5	8	.625	0	6	6	6	2	0	1	2	29	9.7
05-06	12	238	42	103	.408	5	13	.385	2	26	28	18	21	0	8	2	99	8.3
TOTALS	239	6521	1097	2677	.404	401	515	.676	133	515	648	495	475	2	194	59	2951	11.2

Three-point field goals: '00-01, 147-382 (.385); '01-02, 89-240 (.371); '03-04, 106-289 (.367); '04-05, 4-10 (.400); '05-06, 10-35 (.286). Totals: 356-956 (.372).

PLAYOFFS	GP	MIN	FGM	FGA	PCT	FTM	FTA	PCT	OFF	DEF	REB	AST	PF	DQ	STL	BLK	PTS	AVG
2004	5	161	32	75	.427	10	14	.714	4	9	13	12	13	0	4	0	85	17.0

Three-point field goals: 11-24 (.458).

LA FAYETTE "FAT" LEVER

Height: 6-3 Weight: 175 Arizona State '82 Born Aug. 18, 1960

Acquired: By trade from Portland on Jun. 7, 1984

Departed: Traded to Dallas on Jun. 21, 1990

YEAR	GP	MIN	FGM	FGA	PCT	FTM	FTA	PCT	OFF	DEF	REB	AST	PF	DQ	STL	BLK	PTS	AVG
84-85	82	2559	424	985	.430	197	256	.770	147	264	411	613	226	1	202	30	1051	12.8
85-86	78	2616	468	1061	.441	132	182	.725	136	284	420	584	204	3	178	15	1080	13.8
86-87	82	3054	643	1370	.469	244	312	.782	216	513	729	659	219	1	201	34	1552	18.9
87-88	82	3061	643	1360	.473	248	316	.785	203	462	665	639	214	0	223	21	1546	18.9
88-89	71	2745	558	1221	.457	270	344	.785	187	475	662	559	178	1	195	20	1409	19.8
89-90	79	2832	588	1284	.443	271	337	.804	230	504	734	517	172	1	168	13	1443	18.3
TOTALS	474	16867	3304	7281	.454	1362	1747	.780	1119	2502	3621	3566	1213	7	1167	125	8081	17.0

Three-point field goals: '84-85, 6-24 (.250); '85-86, 12-38 (.316); '86-87, 22-92 (.239); '87-88, 12-57 (.211); '88-89, 23-66 (.348); '89-90, 36-87 (.414). Totals: 111-372 (.296).

PLAYOFFS	GP	MIN	FGM	FGA	PCT	FTM	FTA	PCT	OFF	DEF	REB	AST	PF	DQ	STL	BLK	PTS	AVG
1985	11	342	49	122	.402	48	63	.762	23	48	71	93	33	0	26	2	146	13.3
1986	10	347	59	131	.450	17	24	.708	15	33	48	53	33	0	20	2	143	14.3
1987	3	99	19	50	.380	6	9	.667	5	13	18	22	7	0	7	0	46	15.3
1988	7	273	45	98	.459	26	33	.788	16	49	65	49	15	0	13	4	119	17.0
1989	2	58	9	24	.375	2	2	1.000	2	11	13	19	4	0	4	0	22	11.0
1990	3	113	19	51	.373	13	14	.929	11	21	32	21	7	0	8	1	521	7.3
TOTALS	36	1232	200	476	.420	112	145	.772	72	175	247	257	99	0	78	9	528	14.7

Three-point field goals: 1985, 0-2 (.000); 1986, 8-14 (.571); 1987, 2-8 (.250); 1988, 3-7 (.429); 1989, 2-3 (.667); 1990, 1-7 (.143). Totals: 16-41 (.390).



CLIFF LEVINGSTON

Height: 6-8 Weight: 225 Wichita State '82 Born Jan. 4, 1961

Acquired: Signed as a free agent on Oct. 6, 1994 Departed: Contract expired at end of '94-95 season

YEAR	GP	MIN	FGM	FGA	PCT	FTM	FTA	PCT	OFF	DEF	REB	AST	PF	DQ	STL	BLK	PTS	AVG
------	----	-----	-----	-----	-----	-----	-----	-----	-----	-----	-----	-----	----	----	-----	-----	-----	-----

94-95 57 469 55 130 .423 19 45 .422 49 75 124 27 93 0 13 20 129 2.3

Three-point field goals: 0-1 (.000).

PLAYOFFS	GP	MIN	FGM	FGA	PCT	FTM	FTA	PCT	OFF	DEF	REB	AST	PF	DQ	STL	BLK	PTS	AVG
----------	----	-----	-----	-----	-----	-----	-----	-----	-----	-----	-----	-----	----	----	-----	-----	-----	-----

1995 3 35 3 6 .500 1 2 .500 6 3 9 1 4 0 3 2 7 2.3

Three-point field goals: 0-0.

MARCUS LIBERTY

Height: 6-8 Weight: 208 Illinois '91 Born Oct. 27, 1968

Acquired: Drafted, No. 42 overall, in 1990 Departed: Traded to Detroit on Nov. 19, 1993

YEAR	GP	MIN	FGM	FGA	PCT	FTM	FTA	PCT	OFF	DEF	REB	AST	PF	DQ	STL	BLK	PTS	AVG
------	----	-----	-----	-----	-----	-----	-----	-----	-----	-----	-----	-----	----	----	-----	-----	-----	-----

90-91 76 1171 216 513 .421 58 92 .630 117 104 221 64 153 2 48 19 507 6.7

91-92 75 1527 275 621 .443 131 180 .728 144 164 308 58 165 3 66 29 698 9.3

92-93 78 1585 252 620 .406 102 156 .654 131 204 335 105 143 0 64 21 628 8.1

93-94 3 11 4 7 .571 1 2 .500 0 5 5 2 5 0 0 0 9 3.0

TOTALS 232 4294 747 1761 .424 292 430 .679 292 477 869 229 466 5 178 69 1842 7.9

Three-point field goals: '90-91, 17-57 (.298); '91-92, 17-50 (.340); '92-93, 22-59 (.373); '93-94, 0-1 (.000); Totals: 56-167 (.335).

TODD LICHTI

Height: 6-4 Weight: 205 Stanford '89 Born Jan. 8, 1967

Acquired: Drafted, No. 15 overall, in 1989 Departed: Traded to Orlando on Aug. 19, 1993

YEAR	GP	MIN	FGM	FGA	PCT	FTM	FTA	PCT	OFF	DEF	REB	AST	PF	DQ	STL	BLK	PTS	AVG
------	----	-----	-----	-----	-----	-----	-----	-----	-----	-----	-----	-----	----	----	-----	-----	-----	-----

89-90 79 1326 250 514 .486 130 174 .747 49 102 151 116 145 1 55 13 630 8.0

90-91 29 860 166 378 .439 59 69 .855 49 63 112 72 65 1 46 8 405 14.0

91-92 68 1176 173 376 .460 99 118 .839 36 82 118 74 131 0 43 12 446 6.6

92-93 48 752 124 276 .449 81 102 .794 35 67 102 52 60 0 28 11 331 6.9

TOTALS 224 4114 713 1544 .461 369 463 .796 169 314 401 314 301 2 172 44 1812 8.4

Three-point field goals: '89-90, 0-14 (.000); '90-91, 14-47 (.298); '91-92, 1-9 (.111); '92-93 2-6 (.333). Totals: 17-76 (.223).

PLAYOFFS	GP	MIN	FGM	FGA	PCT	FTM	FTA	PCT	OFF	DEF	REB	AST	PF	DQ	STL	BLK	PTS	AVG
----------	----	-----	-----	-----	-----	-----	-----	-----	-----	-----	-----	-----	----	----	-----	-----	-----	-----

1990 3 70 15 29 .517 14 19 .737 5 13 18 9 6 0 1 0 44 14.7

Three-point field goals: 0-0.

WILLIE LONG

Height: 6-8 Weight: 225 New Mexico '71 Born Mar. 1, 1950

YEAR	GP	MIN	FGM	FGA	PCT	FTM	FTA	PCT	OFF	DEF	REB	AST	PF	DQ	STL	BLK	PTS	AVG
------	----	-----	-----	-----	-----	-----	-----	-----	-----	-----	-----	-----	----	----	-----	-----	-----	-----

72-73 56 1050 183 458 .400 138 177 .780 99 191 290 43 147 3 24 4 504 9.0

73-74 82 2058 383 925 .414 270 325 .831 197 269 466 100 244 0 54 13 1036 12.6

TOTALS 138 3108 566 1383 .409 408 502 .813 296 460 756 143 391 3 78 17 1540 11.2

Three-point field goals: '72-73, 0-2 (.000); '73-74, 0-2 (.000). Totals: 0-4 (.000).

PLAYOFFS	GP	MIN	FGM	FGA	PCT	FTM	FTA	PCT	OFF	DEF	REB	AST	PF	DQ	STL	BLK	PTS	AVG
----------	----	-----	-----	-----	-----	-----	-----	-----	-----	-----	-----	-----	----	----	-----	-----	-----	-----

1973 4 53 5 20 .250 5 6 .833 4 5 9 1 13 1 1 0 15 3.8

Three-point field goals: 0-0.

R.B. LYNAM

Height: 6-1 Weight: 200 Oklahoma Baptist '66 Born in 1944

YEAR	GP	MIN	FGM	FGA	PCT	FTM	FTA	PCT	OFF	DEF	REB	AST	PF	DQ	STL	BLK	PTS	AVG
------	----	-----	-----	-----	-----	-----	-----	-----	-----	-----	-----	-----	----	----	-----	-----	-----	-----

67-68 7 39 5 17 .294 7 8 .875 - - 5 0 10 0 - - 17 2.4

Three-point field goals: 0-1 (.000).

LONNIE LYNN

Height: 6-7 Weight: 215 Wilberforce '66 Born May 24, 1943

YEAR	GP	MIN	FGM	FGA	PCT	FTM	FTA	PCT	OFF	DEF	REB	AST	PF	DQ	STL	BLK	PTS	AVG
------	----	-----	-----	-----	-----	-----	-----	-----	-----	-----	-----	-----	----	----	-----	-----	-----	-----

69-70 12 140 20 46 .435 8 12 .667 15 35 50 4 18 0 - - 48 4.0

Three-point field goals: 0-0.

DON MACLEAN

Height: 6-10 Weight: 235 UCLA '92 Born Jan. 16, 1970

Acquired: By trade from Washington on Oct. 30, 1995 Departed: Contract expired at end of '95-96 season

YEAR	GP	MIN	FGM	FGA	PCT	FTM	FTA	PCT	OFF	DEF	REB	AST	PF	DQ	STL	BLK	PTS	AVG
------	----	-----	-----	-----	-----	-----	-----	-----	-----	-----	-----	-----	----	----	-----	-----	-----	-----

95-96 56 1107 233 547 .426 145 198 .732 62 143 205 89 105 1 21 5 625 11.2

Three-point field goals: 14-49 (.286).





ALL-TIME ROSTER

MARK MACON

Height: 6-5 Weight: 185 Temple '91 Born Apr. 14, 1969

Acquired: Drafted, No. 8 overall, in 1992 Departed: Traded to Detroit on Nov. 19, 1993

YEAR	GP	MIN	FGM	FGA	PCT	FTM	FTA	PCT	OFF	DEF	REB	AST	PF	DQ	STL	BLK	PTS	AVG
91-92	76	2304	333	889	.375	135	185	.730	80	140	220	168	242	4	154	14	805	10.6
92-93	48	1141	158	381	.414	42	60	.700	33	70	103	126	135	2	69	3	358	7.5
93-94	7	126	14	45	.311	8	10	.800	3	4	7	11	17	0	6	1	36	5.1
TOTALS	131	3571	505	1315	.384	185	255	.725	126	214	330	305	394	6	229	18	1199	9.1

Three-point field goals: '91-92: 4-30 (.133); '92-93: 0-6 (.000); '93-94: 0-3 (.000); Totals: 4-39 (.103).

ROY MARBLE

Height: 6-6 Weight: 190 Iowa '89 Born Dec. 13, 1966

Acquired: Signed first of consecutive 10-day contracts on Jan. 21, 1994 Departed: Released on Feb. 11, 1994

YEAR	GP	MIN	FGM	FGA	PCT	FTM	FTA	PCT	OFF	DEF	REB	AST	PF	DQ	STL	BLK	PTS	AVG
93-94	5	32	2	12	.167	0	3	.000	3	5	8	1	1	0	0	2	4	0.8

Three-point field goals: 0-0.

SARUNAS MARCIULIONIS

Height: 6-5 Weight: 215 Lithuania Born Jun. 13, 1964

Acquired: By trade from Sacramento on Jun. 13, 1996 Departed: Contract expired at end of '96-97 season

YEAR	GP	MIN	FGM	FGA	PCT	FTM	FTA	PCT	OFF	DEF	REB	AST	PF	DQ	STL	BLK	PTS	AVG
96-97	17	255	38	101	.376	29	36	.806	12	18	30	25	38	0	12	1	116	6.8

Three-point field goals: 11-30 (.367).

KENYON MARTIN

Height: 6-9 Weight: 240 Cincinnati '00 Born Dec. 30, 1977

Acquired: By trade from New Jersey on July 15, 2004 Departed: Contract expired at end of '10-11 season

YEAR	GP	MIN	FGM	FGA	PCT	FTM	FTA	PCT	OFF	DEF	REB	AST	PF	DQ	STL	BLK	PTS	AVG
04-05	70	2275	444	907	.490	199	308	.646	146	365	511	170	228	4	100	78	1087	15.5
05-06	56	1545	297	600	.495	121	170	.712	93	260	353	79	171	1	43	52	720	12.9
06-07	2	62	8	16	.500	3	12	.250	6	14	20	1	10	0	0	0	19	9.5
07-08	71	2158	376	899	.538	123	212	.580	105	356	461	90	235	3	88	85	877	12.4
08-09	66	2110	318	648	.491	119	197	.604	81	314	395	132	201	1	96	74	769	11.7
09-10	58	1986	283	620	.456	93	167	.557	142	404	546	109	186	2	72	61	667	11.5
10-11	48	1233	185	362	.511	42	72	.583	67	230	297	109	136	2	43	35	414	8.6
TOTALS	367	11369	1911	3852	.496	700	1138	.615	640	1943	2583	690	1167	13	442	385	4553	12.4

Three-point field goals: '04-05, 0-12 (.000); '05-06, 5-22 (.227); '06-07, 0-1 (.000); '07-08, 2-11 (.182); '08-09, 14-38 (.368); '09-10, 8-29 (.276); '10-11, 2-9 (.222). Totals: 31-122 (.254).

PLAYOFFS	GP	MIN	FGM	FGA	PCT	FTM	FTA	PCT	OFF	DEF	REB	AST	PF	DQ	STL	BLK	PTS	AVG
2005	5	163	27	58	.466	8	13	.615	7	21	28	6	22	1	5	5	62	12.4
2006	2	34	4	13	.308	1	2	.500	6	3	9	1	5	0	4	2	9	4.5
2007	-----DNP - KNEE INJURY-----																	
2008	4	118	15	34	.441	5	8	.625	13	12	25	5	20	2	4	2	35	8.8
2009	16	538	75	151	.497	23	35	.657	24	70	94	34	60	3	18	14	174	10.9
2010	6	204	24	50	.480	12	19	.632	14	36	50	8	27	0	9	7	60	10.0
2011	5	148	24	50	.480	11	18	.611	6	33	39	8	18	0	2	2	59	11.8
TOTALS	38	1205	169	356	.478	60	95	.632	70	175	245	62	152	6	42	32	399	10.5

Three-point field goals: 2005, 0-1 (.000); 2006, 0-0; 2008, 0-0; 2009, 1-5 (.200); 2010, 0-1 (.000); 2011, 0-0. Totals: 1-7 (.143).

MAURICE "MO" MARTIN

Height: 6-6 Weight: 200 St. Joseph's (Pa) '86 Born Jul. 2, 1964

Acquired: Drafted, No. 16 overall, in 1986 Departed: Contract expired at end of '88-89 season

YEAR	GP	MIN	FGM	FGA	PCT	FTM	FTA	PCT	OFF	DEF	REB	AST	PF	DQ	STL	BLK	PTS	AVG
86-87	43	286	51	135	.378	42	66	.636	12	29	41	35	48	0	13	6	147	3.4
87-88	26	136	23	61	.377	10	21	.476	13	11	24	14	21	0	6	3	57	2.2
88-89	-----DNP - KNEE INJURY-----																	
TOTALS	69	422	74	196	.377	52	87	.598	25	40	65	49	69	0	19	9	204	2.9

Three-point field goals: '86-87, 3-15 (.200); '87-88, 1-4 (.250). Totals: 4-19 (.211).

PLAYOFFS	GP	MIN	FGM	FGA	PCT	FTM	FTA	PCT	OFF	DEF	REB	AST	PF	DQ	STL	BLK	PTS	AVG
1987	3	54	12	29	.414	7	12	.583	4	5	9	10	12	0	0	1	31	10.3
1988	3	9	1	5	.200	5	6	.833	0	1	1	0	1	0	0	1	7	2.3
1989	-----DNP - KNEE INJURY-----																	

TOTALS 6 63 13 34 .382 12 18 .667 4 6 10 10 13 0 0 2 38 6.3
Three-point field goals: 1987, 0-1 (.000); 1988, 0-1 (.000). Totals: 0-2 (.000).

ANTHONY MASON

Height: 6-7 Weight: 250 Tennessee State '88 Born Dec. 14, 1966

Acquired: Signed 10-day contract on Dec. 28, 1990 Departed: Released on Jan. 8, 1991

YEAR	GP	MIN	FGM	FGA	PCT	FTM	FTA	PCT	OFF	DEF	REB	AST	PF	DQ	STL	BLK	PTS	AVG
90-91	3	21	2	4	.500	6	8	.750	3	2	5	0	6	0	1	0	10	3.3

Three-point field goals: 0-0.



KELLY MCCARTY

Height: 6-7 Weight: 200 Southern Mississippi '98 Born Aug. 24, 1975

Acquired: Signed as a free agent on Jan. 22, 1999 Departed: Contract expired at end of '98-99 season

YEAR	GP	MIN	FGM	FGA	PCT	FTM	FTA	PCT	OFF	DEF	REB	AST	PF	DQ	STL	BLK	PTS	AVG
98-99	2	4	2	3	.667	0	0	---	2	1	3	0	0	0	0	0	4	2.0

Three-point field goals: 0-0.

TED MCCLAIN

Height: 6-2 Weight: 190 Tennessee State '71 Born Aug. 30, 1947

Acquired: By trade from N.Y. Nets on Sept. 15, 1976 Departed: Contract expired at end of '76-77 season

YEAR	GP	MIN	FGM	FGA	PCT	FTM	FTA	PCT	OFF	DEF	REB	AST	PF	DQ	STL	BLK	PTS	AVG
76-77	72	2002	245	551	.445	99	133	.744	52	177	229	324	255	9	106	13	589	8.2
PLAYOFFS	GP	MIN	FGM	FGA	PCT	FTM	FTA	PCT	OFF	DEF	REB	AST	PF	DQ	STL	BLK	PTS	AVG
1977	6	170	19	46	.413	6	8	.750	5	9	14	27	12	0	10	1	44	7.3

DAN MCCLINTOCK

Height: 7-0 Weight: 270 Northern Arizona '00 Born Apr. 19, 1977

Acquired: Signed from ABA 2000 on Apr. 4, 2001 Departed: Contract expired at end of '00-01 season

YEAR	GP	MIN	FGM	FGA	PCT	FTM	FTA	PCT	OFF	DEF	REB	AST	PF	DQ	STL	BLK	PTS	AVG
00-01	6	58	9	18	.500	0	5	.000	10	7	17	1	11	1	0	2	18	3.0

Three-point field goals: 0-0.

GEORGE MCCLLOUD

Height: 6-8 Weight: 230 Florida State '89 Born May 27, 1967

Acquired: Signed as a free agent on Aug. 4, 1999 Departed: Traded to Washington on Oct. 24, 2002

YEAR	GP	MIN	FGM	FGA	PCT	FTM	FTA	PCT	OFF	DEF	REB	AST	PF	DQ	STL	BLK	PTS	AVG
99-00	76	2118	266	638	.417	148	181	.818	72	213	285	246	180	2	48	26	787	10.1
00-01	78	2007	250	655	.382	152	181	.840	55	169	224	279	165	1	53	27	729	9.6
01-02	69	1830	206	576	.358	132	163	.810	67	184	251	204	175	3	58	19	604	8.8
TOTALS	223	5955	722	1869	.386	432	525	.823	194	566	760	729	520	6	159	72	2120	9.5

Three-point field goals: '99-00, 107-283 (.378); '00-01, 77-234 (.329); '01-02, 60-222 (.270). Totals: 244-739 (.330).

JELANI MCCOY

Height: 6-10 Weight: 245 UCLA Born Dec. 8, 1977

Acquired: Signed as a free agent on Oct. 1, 2007

Re-acquired: Signed as a free agent on Nov. 29, 2007

Re-acquired: Signed as a free agent on Dec. 21, 2007

Departed: Waived on Oct. 23, 2007

Departed: Waived on Dec. 19, 2007

Departed: Waived on Dec. 27, 2007

YEAR	GP	MIN	FGM	FGA	PCT	FTM	FTA	PCT	OFF	DEF	REB	AST	PF	DQ	STL	BLK	PTS	AVG
07-08	6	33	1	1	1.000	1	2	.500	1	6	7	0	7	0	0	5	3	0.5

Three-point field goals: 0-0.

ANTONIO MCDYESS

Height: 6-9 Weight: 245 Alabama '97 Born Sept. 7, 1974

Acquired: By trade from the L.A. Clippers on Jun. 28, 1995

Re-Acquired: Signed as a free agent on Jan. 22, 1999

Re-Acquired: By trade from Detroit on Nov. 3, 2008

Departed: Traded to Phoenix on Oct. 1, 1997

Departed: Traded to New York on Jun. 26, 2002

Departed: Waived on Nov. 10, 2008

YEAR	GP	MIN	FGM	FGA	PCT	FTM	FTA	PCT	OFF	DEF	REB	AST	PF	DQ	STL	BLK	PTS	AVG
95-96	76	2280	427	881	.485	166	243	.683	229	343	572	75	250	4	54	114	1020	13.4
96-97	74	2565	536	1157	.463	274	387	.708	155	382	537	106	276	9	62	126	1352	18.3
98-99	50	1937	415	882	.471	230	338	.680	168	369	537	82	175	5	73	115	1061	21.2
99-00	81	2698	614	1211	.507	323	516	.626	234	451	685	159	316	12	69	139	1551	19.1
00-01	70	2555	577	1165	.495	304	434	.700	240	605	845	146	220	2	43	102	1458	20.8
01-02	10	236	43	75	.573	27	33	.818	18	37	55	18	20	0	10	8	113	11.3
08-09	-----INACTIVE-----																	
TOTALS	361	12271	2612	5371	.486	1324	1951	.679	1044	2187	3231	586	1257	32	311	604	6555	18.2

Three-point field goals: '95-96, 0-4 (.000); '96-97, 6-35 (.171); '98-99, 1-9 (.111); '99-00, 0-2 (.000); '00-01, 0-0; '01-02, 0-0. Totals: 7-50 (.140).

PAT MCFARLAND

Height: 6-5 Weight: 185 St. Joseph's (Pa) '73 Born Dec. 7, 1951

Acquired: Drafted in the fourth round in 1973 Departed: Traded to San Diego on Aug. 1, 1975

YEAR	GP	MIN	FGM	FGA	PCT	FTM	FTA	PCT	OFF	DEF	REB	AST	PF	DQ	STL	BLK	PTS	AVG
73-74	67	757	159	359	.443	35	52	.673	60	74	134	64	69	x	23	6	361	5.4
74-75	70	945	200	424	.472	52	66	.787	37	83	120	116	60	x	47	5	454	6.5
TOTALS	137	1702	359	783	.458	87	118	.737	97	157	254	180	129	x	70	11	815	5.9

Three-point field goals: '73-74, 8-24 (.250); '74-75, 2-16 (.125). Totals: 10-40 (.250).

PLAYOFFS	GP	MIN	FGM	FGA	PCT	FTM	FTA	PCT	OFF	DEF	REB	AST	PF	DQ	STL	BLK	PTS	AVG
1975	5	30	2	8	.250	2	2	1.000	1	2	3	2	3	x	0	0	6	1.2

Three-point field goals: 0-2 (.000).





ALL-TIME ROSTER

JAVALLE MCGEE

Height: 7-0 Weight: 270 Nevada '08 Born Jan. 19, 1988

Acquired: By trade from Washington on Mar. 15, 2012 Departed: Traded to Philadelphia on Feb. 19, 2015

YEAR	GP	MIN	FGM	FGA	PCT	FTM	FTA	PCT	OFF	DEF	REB	AST	PF	DQ	STL	BLK	PTS	AVG
11-12	20	411	93	152	.612	19	51	.373	36	79	115	6	48	0	10	31	205	10.3
12-13	79	1433	303	527	.575	110	186	.591	158	223	381	24	184	1	30	157	717	9.1
13-14	5	79	17	38	.447	1	1	1.000	10	7	17	2	16	0	1	7	35	7.0
14-15	17	195	34	61	.557	20	29	.690	14	34	48	1	28	0	2	19	88	5.2
TOTALS	121	2118	447	778	.575	150	267	.562	218	343	561	33	276	1	43	214	1045	8.6
Three-point field goals: '11-12, 0-0; '12-13, 1-1 (1.000); '13-14, 0-0; '14-15, 0-0. Totals: 1-1 (1.000).																		
PLAYOFFS	GP	MIN	FGM	FGA	PCT	FTM	FTA	PCT	OFF	DEF	REB	AST	PF	DQ	STL	BLK	PTS	AVG
2012	7	181	23	53	.434	14	26	.538	23	44	67	5	21	0	5	4	60	8.6
2013	6	112	18	31	.581	7	18	.389	17	14	31	0	17	0	4	6	43	7.2
TOTALS	25	801	197	380	.518	118	148	.797	48	130	178	85	60	0	10	8	513	20.5
Three-point field goals: 2012, 0-0; 2013, 0-0.																		

BILL MCGILL

Height: 6-9 Weight: 225 Utah '62 Born Sept. 16, 1939

Departed: Sold to Los Angeles on Sept. 9, 1969

YEAR	GP	MIN	FGM	FGA	PCT	FTM	FTA	PCT	OFF	DEF	REB	AST	PF	DQ	STL	BLK	PTS	AVG
68-69	78	1760	411	745	.552	180	264	.682	145	315	460	102	289	13	-	-	1002	12.8
Three-point field goals: 0-0.																		
PLAYOFFS	GP	MIN	FGM	FGA	PCT	FTM	FTA	PCT	OFF	DEF	REB	AST	PF	DQ	STL	BLK	PTS	AVG
1969	7	96	19	39	.485	9	10	.900	14	9	23	6	26	2	-	-	47	6.7
Three-point field goals: 0-0.																		

GEORGE MCGINNIS

Height: 6-8 Weight: 235 Indiana '73 Born Aug. 12, 1950

Acquired: By trade from Philadelphia on Aug. 16, 1978 Departed: Traded to Indiana on Feb. 1, 1980

YEAR	GP	MIN	FGM	FGA	PCT	FTM	FTA	PCT	OFF	DEF	REB	AST	PF	DQ	STL	BLK	PTS	AVG
78-79	76	2552	603	1273	.474	509	765	.665	256	608	864	283	321	16	129	52	1715	22.6
79-80	45	1424	288	584	.495	166	307	.541	134	328	462	221	187	8	69	17	703	15.6
TOTALS	121	3976	871	1857	.469	675	1072	.630	390	936	1326	504	508	24	198	69	2418	20.0

Three-point field goals: '79-80, 1-7 (.143).

JEFF MCINNIS

Height: 6-4 Weight: 190 North Carolina '97 Born October 22, 1974

Acquired: Drafted, No. 37 overall, in 1996 Departed: Waived on Dec. 12, 1996

YEAR	GP	MIN	FGM	FGA	PCT	FTM	FTA	PCT	OFF	DEF	REB	AST	PF	DQ	STL	BLK	PTS	AVG
96-97	13	117	23	49	.469	7	10	.700	2	4	6	18	16	0	2	1	65	5.0

Three-point field goals: 12-26 (.462).

BILLY MCKINNEY

Height: 6-0 Weight: 160 Northwestern '77 Born June 5, 1955

Acquired: By trade from Utah on Dec. 22, 1980 Departed: Traded to San Diego on Oct. 4, 1983

YEAR	GP	MIN	FGM	FGA	PCT	FTM	FTA	PCT	OFF	DEF	REB	AST	PF	DQ	STL	BLK	PTS	AVG
80-81	49	1134	203	412	.493	118	140	.843	24	86	110	203	124	0	61	7	525	10.7
81-82	81	1963	369	699	.528	137	170	.806	29	113	142	338	186	0	69	16	875	10.8
82-83	68	1559	266	546	.487	136	167	.814	21	100	121	288	142	0	39	5	668	9.8
TOTALS	198	4656	838	1657	.506	391	477	.820	74	299	373	829	452	0	169	28	2068	10.4

Three-point field goals: '80-81, 0-7 (.000); '81-82, 0-17 (.000); '82-83, 0-7 (.000). Totals: 0-31 (.000).

PLAYOFFS GP	MIN	FGM	FGA	PCT	FTM	FTA	PCT	OFF	DEF	REB	AST	PF	DQ	STL	BLK	PTS	AVG	
1982	3	91	16	27	.593	10	12	.833	2	4	6	10	9	0	3	0	42	14.0
1983	8	113	26	46	.565	10	18	.556	5	8	13	18	15	0	2	0	62	7.8
TOTALS	11	204	42	73	.575	20	30	.667	7	12	19	28	24	0	5	0	104	9.4

Three-point field goals: 1982, 0-1 (.000).

DARNELL MEE

Height: 6-5 Weight: 177 Western Kentucky '93 Born Feb. 11, 1971

Acquired: By trade from Golden State on Jun. 30, 1993 Departed: Waived on Feb. 1, 1994

YEAR	GP	MIN	FGM	FGA	PCT	FTM	FTA	PCT	OFF	DEF	REB	AST	PF	DQ	STL	BLK	PTS	AVG
93-94	38	285	28	88	.318	12	27	.444	17	18	35	16	34	0	15	13	73	1.9
94-95	2	8	1	5	.200	0	0	----	0	1	1	2	0	0	1	0	3	1.5
TOTALS	40	293	29	93	.312	12	27	.444	17	19	36	18	34	0	16	13	76	1.9

Three-point field goals: '93-94, 5-24 (.208); '94-95, 1-3 (.333). Totals: 6-27 (.222).



DARNELL MEE (CONT.)

PLAYOFFS	GP	MIN	FGM	FGA	PCT	FTM	FTA	PCT	OFF	DEF	REB	AST	PF	DQ	STL	BLK	PTS	AVG
1994	3	30	3	6	.500	0	0	---	0	2	2	2	4	0	3	0	7	2.3

Three-point field goals: 1-4 (.250).

RON MERCER

Height: 6-7 Weight: 210 Kentucky '99 Born May 18, 1976

Acquired: By trade from Boston on Aug. 3, 1999 Departed: Traded to Orlando on Feb. 1, 2000

YEAR	GP	MIN	FGM	FGA	PCT	FTM	FTA	PCT	OFF	DEF	REB	AST	PF	DQ	STL	BLK	PTS	AVG
99-00	37	1408	272	612	.444	119	151	.788	29	123	152	104	75	0	33	15	678	18.3

Three-point field goals: 15-39 (.385).

LOREN MEYER

Height: 6-10 Weight: 260 Iowa State '95 Born Dec. 30, 1972

Acquired: Signed as a free agent on Jan. 23, 1999 Departed: Contract expired at end of '98-99 season

YEAR	GP	MIN	FGM	FGA	PCT	FTM	FTA	PCT	OFF	DEF	REB	AST	PF	DQ	STL	BLK	PTS	AVG
98-99	14	70	7	28	.250	1	2	.500	4	12	16	1	22	0	0	3	16	1.1

Three-point field goals: 1-5 (.200).

ANDRE MILLER

Height: 6-2 Weight: 200 Utah '99 Born Mar. 19, 1976

Acquired: Signed as a free agent on Aug. 1, 2003 Departed: Traded to Philadelphia on Dec. 19, 2006

Acquired: by trade from Portland in a three-team draft night trade on Jun. 23, 2011 Departed: Traded to Washington on Feb. 20, 2014

YEAR	GP	MIN	FGM	FGA	PCT	FTM	FTA	PCT	OFF	DEF	REB	AST	PF	DQ	STL	BLK	PTS	AVG
03-04	82	2838	430	941	.457	342	411	.832	127	239	366	501	194	2	142	25	1214	14.8
04-05	82	2852	427	895	.477	253	302	.838	100	238	338	569	204	1	121	8	1113	13.6
05-06	82	2937	404	872	.463	313	424	.738	92	259	351	674	213	1	106	18	1126	13.7
06-07	23	822	117	248	.472	62	85	.729	25	79	104	209	58	1	37	4	300	13.0
11-12	66	1809	242	552	.438	137	169	.811	53	168	221	441	133	0	63	9	639	9.7
12-13	82	2151	303	632	.479	163	194	.840	60	178	238	484	171	0	73	11	786	9.6
13-14	30	570	66	144	.458	35	47	.745	16	57	73	100	32	0	15	7	176	5.9
TOTALS	447	13979	1989	4284	.464	1305	1632	.800	473	1218	1691	2978	993	5	557	82	5354	12.0

Three-point field goals: '03-04, 12-65 (.185); '04-05, 6-39 (.154); '05-06, 5-27 (.185); '06-07, 4-16 (.250); '11-12, 18-83 (.217); '12-13, 17-64 (.266); '13-14, 9-18 (.500). Totals: 71-312 (.228).

PLAYOFFS	GP	MIN	FGM	FGA	PCT	FTM	FTA	PCT	OFF	DEF	REB	AST	PF	DQ	STL	BLK	PTS	AVG
2004	5	174	34	72	.472	9	11	.818	15	8	23	16	16	1	8	0	77	15.4
2005	5	184	28	66	.424	23	32	.719	9	17	26	26	22	2	10	1	81	16.2
2006	5	182	34	77	.442	14	17	.824	8	14	22	36	12	0	5	1	82	16.4
2012	7	200	31	73	.425	13	15	.867	14	25	39	42	19	0	9	1	79	11.3
2013	6	154	29	69	.420	21	27	.778	11	9	20	23	8	0	2	0	84	14.0
TOTALS	28	894	156	357	.437	80	102	.784	57	73	130	143	77	3	34	3	403	14.4

Three-point field goals: 2004, 0-2 (.000); 2005, 2-4 (.500); 2006, 0-0; 2012, 4-7 (.571); 2013, 5-11 (.455). Totals: 11-24 (.458).

TERRY MILLS

Height: 6-10 Weight: 250 Michigan '90 Born Dec. 21, 1967

Acquired: By trade from Milwaukee on Aug. 1, 1990 Departed: Traded to New Jersey on Jan. 23, 1991

YEAR	GP	MIN	FGM	FGA	PCT	FTM	FTA	PCT	OFF	DEF	REB	AST	PF	DQ	STL	BLK	PTS	AVG
90-91	17	279	56	120	.467	16	22	.727	31	57	88	16	44	0	16	9	128	7.5

Three-point field goals: 0-2 (.000).

STEVE MIX

Height: 6-7 Weight: 215 Toledo '69 Born Dec. 30, 1947

YEAR	GP	MIN	FGM	FGA	PCT	FTM	FTA	PCT	OFF	DEF	REB	AST	PF	DQ	STL	BLK	PTS	AVG
71-72	1	4	1	1	1.000	0	0	---	1	0	1	0	1	0	-	-	2	2.0

Three-point field goals: 0-0.

ANDRE MOORE

Height: 6-9 Weight: 215 Loyola (Chicago) '87 Born Jul. 2, 1964

Acquired: Drafted, No. 31 overall, in 1987 Departed: Waived on Dec. 2, 1987

YEAR	GP	MIN	FGM	FGA	PCT	FTM	FTA	PCT	OFF	DEF	REB	AST	PF	DQ	STL	BLK	PTS	AVG
87-88	7	34	7	24	.292	6	6	1.000	5	7	12	5	4	0	2	1	20	2.9
Three-point field goals: 0-0																		

RICHEL MOORE

Height: 6-2 Weight: 190 Hiram Scott '67 Born in 1945

YEAR	GP	MIN	FGM	FGA	PCT	FTM	FTA	PCT	OFF	DEF	REB	AST	PF	DQ	STL	BLK	PTS	AVG
67-68	18	211	24	71	.338	21	28	.750	-	-	19	8	16	0	-	-	69	3.8

Three-point field goals: 0-2 (.000).





ALL-TIME ROSTER

JOHN MORRISON

Height: 6-2 Weight: 190 Canisius '67 Born May 2, 1945

YEAR	GP	MIN	FGM	FGA	PCT	FTM	FTA	PCT	OFF	DEF	REB	AST	PF	DQ	STL	BLK	PTS	AVG
67-68	9	76	10	34	.394	6	9	.667	-	-	9	7	15	0	-	-	27	3.0

Three-point field goals: 1-6 (.167).

TIMOFEY MOZGOV

Height: 6-6 Weight: 220 Northeast Louisiana '79 Born Jan. 8, 1957

Acquired: By trade from Portland on Jun. 7, 1984 Departed: Traded to San Antonio on Jan. 26, 1989

YEAR	GP	MIN	FGM	FGA	PCT	FTM	FTA	PCT	OFF	DEF	REB	AST	PF	DQ	STL	BLK	PTS	AVG
84-85	78	2658	685	1255	.546	447	564	.793	209	401	610	238	182	1	75	33	1817	23.3
85-86	69	2007	469	930	.504	278	347	.801	125	311	436	164	143	0	58	13	1218	17.7
86-87	1	20	4	10	.400	2	2	1.000	2	3	5	2	2	0	1	0	10	10.0
87-88	27	533	102	208	.490	54	73	.740	35	61	96	47	43	0	13	3	258	9.6
88-89	14	168	22	50	.440	22	31	.710	12	34	46	7	13	0	6	1	66	4.7
TOTALS	189	5386	1282	2453	.523	803	1017	.790	383	810	1193	458	383	1	153	50	3369	17.8

Three-point field goals: '84-85, 0-3 (.000); '85-86, 2-6 (.333); '86-87, 0-0; '87-88, 0-1 (.000); '88-89, 0-1 (.000). Totals: 2-11 (.182).

PLAYOFFS	GP	MIN	FGM	FGA	PCT	FTM	FTA	PCT	OFF	DEF	REB	AST	PF	DQ	STL	BLK	PTS	AVG
1985	15	508	131	238	.550	72	89	.809	31	68	99	57	35	0	8	5	334	22.3
1986	10	293	66	142	.465	46	59	.780	17	62	79	28	25	0	2	3	179	17.9
TOTALS	25	801	197	380	.518	118	148	.797	48	130	178	85	60	0	10	8	513	20.5

Three-point field goals: 1986, 1-2 (.500).

ERIC MURDOCK

Height: 6-1 Weight: 200 Providence '91 Born Jun. 14, 1968

Acquired: Signed as a free agent on Sept. 25, 1996 Departed: Waived on Nov. 26, 1996

YEAR	GP	MIN	FGM	FGA	PCT	FTM	FTA	PCT	OFF	DEF	REB	AST	PF	DQ	STL	BLK	PTS	AVG
96-97	12	114	15	33	.455	11	12	.917	1	10	11	24	9	0	9	2	45	3.8

Three-point field goals: 4-10 (.400).

TRACY MURRAY

Height: 6-7 Weight: 228 UCLA '93 Born Jul. 25, 1971

Acquired: By trade from Washington on Sept. 25, 2000 Departed: Traded to Toronto on Jan. 12, 2001

YEAR	GP	MIN	FGM	FGA	PCT	FTM	FTA	PCT	OFF	DEF	REB	AST	PF	DQ	STL	BLK	PTS	AVG
00-01	13	135	17	55	.309	9	10	.900	4	18	22	9	8	0	4	1	50	3.8

Three-point field goals: 7-23 (.304).

WILLIE MURRELL

Height: 6-6 Weight: 225 Kansas State '64 Born Sept. 13, 1941

Departed: Traded to Miami in Aug. 1968

YEAR	GP	MIN	FGM	FGA	PCT	FTM	FTA	PCT	OFF	DEF	REB	AST	PF	DQ	STL	BLK	PTS	AVG
67-68	71	2459	489	1069	.466	166	236	.703	-	-	637	64	200	1	-	-	1165	16.4

Three-point field goals: 3-11 (.273).

PLAYOFFS	GP	MIN	FGM	FGA	PCT	FTM	FTA	PCT	OFF	DEF	REB	AST	PF	DQ	STL	BLK	PTS	AVG
1968	5	198	45	88	.511	22	26	.846	-	-	47	7	24	1	-	-	112	22.4

Three-point field goals: 0-1 (.000).

DIKEMBE MUTOMBO

Height: 7-2 Weight: 25 Georgetown '91 Born Jun. 25, 1966

Acquired: Drafted, No. 4 overall, in 1991 Departed: Left as free agent in 1996

YEAR	GP	MIN	FGM	FGA	PCT	FTM	FTA	PCT	OFF	DEF	REB	AST	PF	DQ	STL	BLK	PTS	AVG
91-92	71	2716	428	869	.493	321	500	.642	316	554	870	156	273	1	43	210	1177	16.6
92-93	82	3029	399	761	.510	335	492	.681	344	726	1070	147	294	5	43	267	1131	13.8
93-94	82	2863	365	642	.569	250	439	.583	286	685	971	127	262	2	59	336	986	12.0
94-95	82	3100	349	628	.556	248	379	.654	319	710	1029	113	284	2	40	321	946	11.5
95-96	74	2713	284	569	.499	246	354	.695	249	622	871	108	258	4	38	332	814	11.0
TOTALS	391	14411	1824	3489	.523	1406	2164	.650	1514	3297	4811	651	1361	14	223	1486	5054	12.9

Three-point field goals: '93-94, 0-1 (.000); '95-96, 0-1 (.000); Totals: 0-2 (.000).

PLAYOFFS	GP	MIN	FGM	FGA	PCT	FTM	FTA	PCT	OFF	DEF	REB	AST	PF	DQ	STL	BLK	PTS	AVG
1994	12	511	50	108	.463	59	98	.602	40	104	144	21	42	0	8	69	159	13.3
1995	3	84	6	10	.600	6	9	.667	4	15	19	1	15	1	0	7	18	6.0
TOTALS	15	595	56	118	.475	65	107	.607	44	119	163	22	57	1	8	76	177	11.8

Three-point field goals: 0-0.



EDUARDO NAJERA

Height: 6-8 Weight: 235 Oklahoma Born Jul. 11, 1976

Acquired: By trade from Golden State on Feb. 24, 2005 Departed: Contract expired at end of 2007-08 Season

YEAR	GP	MIN	FGM	FGA	PCT	FTM	FTA	PCT	OFF	DEF	REB	AST	PF	DQ	STL	BLK	PTS	AVG
04-05	26	1185	145	322	.450	58	91	.637	102	141	243	65	148	0	41	24	354	3.6
05-06	64	1449	127	301	.422	89	114	.781	128	197	325	52	165	0	53	34	347	5.1
06-07	75	1658	204	354	.576	88	123	.715	131	179	310	64	207	3	73	26	497	4.1
07-08	78	1664	174	368	.473	63	89	.708	113	224	337	95	199	3	69	40	464	4.3
TOTALS	243	5346	580	1173	.494	269	372	.723	421	676	1097	239	648	6	218	114	1487	4.5

Three-Point Field Goals: '04-05, 6-21 (.286); '05-06, 4-12 (.333); '06-07, 1-12 (.083); '07-08, 53-147 (.361). Totals: 58-177 (.328).

PLAYOFFS	GP	MIN	FGM	FGA	PCT	FTM	FTA	PCT	OFF	DEF	REB	AST	PF	DQ	STL	BLK	PTS	AVG
2005	2	13	0	2	.000	0	0	---	1	1	2	1	1	0	0	0	0	1.0
2006	4	89	3	14	.214	2	4	.500	4	11	15	2	13	0	3	0	8	2.8
2007	5	96	4	17	.235	0	2	.500	11	17	28	2	10	0	2	1	9	5.6
2008	4	78	7	14	.500	0	0	---	5	8	13	6	15	1	3	1	16	3.3
TOTALS	15	276	14	47	.300	3	6	.500	21	37	58	11	39	1	8	2	33	3.9

Three-Point Field Goals: 2007, 0-3 (.000); 2008, 2-5 (.400) Totals: 2-8 (.250).

CALVIN NATT

Height: 6-6 Weight: 220 Northeast Louisiana '79 Born Jan. 8, 1957

Acquired: By trade from Portland on Jun. 7, 1984 Departed: Traded to San Antonio on Jan. 26, 1989

YEAR	GP	MIN	FGM	FGA	PCT	FTM	FTA	PCT	OFF	DEF	REB	AST	PF	DQ	STL	BLK	PTS	AVG
84-85	78	2658	685	1255	.546	447	564	.793	209	401	610	238	182	1	75	33	1817	23.3
85-86	69	2007	469	930	.504	278	347	.801	125	311	436	164	143	0	58	13	1218	17.7
86-87	1	20	4	10	.400	2	2	1.000	2	3	5	2	2	0	1	0	10	10.0
87-88	27	533	102	208	.490	54	73	.740	35	61	96	47	43	0	13	3	258	9.6
88-89	14	168	22	50	.440	22	31	.710	12	34	46	7	13	0	6	1	66	4.7
TOTALS	189	5386	1282	2453	.523	803	1017	.790	383	810	1193	458	383	1	153	50	3369	17.8

Three-point field goals: '84-85, 0-3 (.000); '85-86, 2-6 (.333); '86-87, 0-0; '87-88, 0-1 (.000); '88-89, 0-1 (.000). Totals: 2-11 (.182).

PLAYOFFS	GP	MIN	FGM	FGA	PCT	FTM	FTA	PCT	OFF	DEF	REB	AST	PF	DQ	STL	BLK	PTS	AVG
1985	15	508	131	238	.550	72	89	.809	31	68	99	57	35	0	8	5	334	22.3
1986	10	293	66	142	.465	46	59	.780	17	62	79	28	25	0	2	3	179	17.9
TOTALS	25	801	197	380	.518	118	148	.797	48	130	178	85	60	0	10	8	513	20.5

Three-point field goals: 1986, 1-2 (.500).

CRAIG NEAL

Height: 6-6 Weight: 180 Georgia Tech '88 Born Feb. 16, 1964

Acquired: Signed the first of consecutive 10-day contracts on Feb. 11, 1991 Departed: Released on Mar. 3, 1991

YEAR	GP	MIN	FGM	FGA	PCT	FTM	FTA	PCT	OFF	DEF	REB	AST	PF	DQ	STL	BLK	PTS	AVG
90-91	10	125	14	35	.400	13	22	.591	2	14	16	37	26	1	4	0	44	4.4

Three-point field goals: 3-9 (.333).

NENE

Height: 6-11 Weight: 250 Brazil '02 Born Sep. 13, 1982

Acquired: By trade from New York on Jun. 26, 2002 Departed: By trade to Washington on Mar. 15, 2012

YEAR	GP	MIN	FGM	FGA	PCT	FTM	FTA	PCT	OFF	DEF	REB	AST	PF	DQ	STL	BLK	PTS	AVG
02-03	80	2258	321	619	.519	197	341	.578	208	283	491	149	295	4	127	65	839	10.5
03-04	77	2504	334	630	.530	240	352	.682	154	349	503	168	280	3	116	41	908	11.8
04-05	55	1317	194	386	.503	140	212	.660	104	221	325	84	167	0	50	48	528	9.6
05-06	1	3	0	1	.000	0	0	---	0	0	0	0	1	0	0	0	0	0.0
06-07	64	1715	294	516	.570	195	283	.689	150	299	449	77	209	3	62	59	783	12.2
07-08	16	266	29	71	.408	27	49	.551	30	57	87	15	46	1	9	14	85	5.3
08-09	77	2510	428	709	.604	266	368	.723	183	415	598	108	278	5	95	101	1123	14.6
09-10	82	2755	421	717	.587	293	416	.704	166	461	627	203	281	7	115	82	1135	13.8
10-11	75	2291	405	664	.615	286	402	.711	145	426	571	149	238	5	84	73	1091	14.5
11-12	28	826	143	281	.509	90	133	.677	43	165	208	61	89	0	36	25	376	13.4
TOTALS	555	16445	2566	4584	.560	1734	2556	.678	1183	2676	3859	1014	1864	28	694	508	6868	12.4

Three-point field goals: '02-03, 0-3 (.000); '03-04, 0-2 (.000); '04-05, 0-2 (.000); '05-06, 0-0 (---); '06-07, 0-1 (.000); '07-08, 0-1 (.000); '08-09, 1-5 (.200); '09-10, 0-2 (.000); '10-11, 1-5 (.200); '11-12, 0-2 (.000). Totals: 2-23 (.089).

PLAYOFFS	GP	MIN	FGM	FGA	PCT	FTM	FTA	PCT	OFF	DEF	REB	AST	PF	DQ	STL	BLK	PTS	AVG
2004	5	132	16	36	.444	7	13	.538	12	13	25	15	22	0	5	3	39	7.8
2005	5	101	9	21	.429	15	23	.652	9	16	25	2	16	0	2	2	33	6.6
2006	DNP - INJURED																	
2007	5	179	31	53	.585	14	18	.778	22	17	39	12	21	1	3	3	76	15.2
2008	3	30	5	9	.556	3	3	1.000	3	4	7	1	8	1	2	1	13	4.3
2009	16	525	69	126	.548	46	70	.657	37	83	120	42	65	3	20	10	184	11.5
2010	5	169	18	29	.621	21	36	.583	8	21	29	11	17	0	6	1	57	11.4
2011	5	162	22	46	.478	27	48	.563	14	31	45	8	17	0	5	4	71	14.2
TOTALS	44	1298	170	320	.531	133	211	.630	105	185	290	91	166	5	43	24	473	10.8

Three-point field goals: 2004, 0-0 (---); 2005, 0-0 (---); 2007, 0-0 (---); 2008, 0-0 (---); 2009, 0-0 (---); 2010, 0-0 (---); 2011, 0-0 (---). Totals: 0-0 (---).





ALL-TIME ROSTER

JOHNNY NEWMAN

Height: 6-7 Weight: 205 Richmond '86 Born Nov. 28, 1963

Acquired: By trade from Milwaukee on June 25, 1997 Departed: Contract expired at end of '97-98 season

YEAR	GP	MIN	FGM	FGA	PCT	FTM	FTA	PCT	OFF	DEF	REB	AST	PF	DQ	STL	BLK	PTS	AVG
97-98	74	2176	344	799	.431	365	445	.820	50	91	141	138	208	2	77	24	1089	14.7

Three-point field goals: 36-105 (.343).

CARL NICKS

Height: 6-3 Weight: 185 Indiana State '80 Born Oct. 6, 1958

Acquired: Drafted, No. 23 overall, in 1980 Departed: Traded to Utah on Dec. 22, 1980

YEAR	GP	MIN	FGM	FGA	PCT	FTM	FTA	PCT	OFF	DEF	REB	AST	PF	DQ	STL	BLK	PTS	AVG
80-81	27	493	65	149	.436	35	59	.593	13	36	49	80	52	0	28	2	165	6.1

Three-point field goals: 0-1 (.000).

JAWANN OLDHAM

Height: 7-0 Weight: 215 Seattle '80 Born Jul. 4, 1957

Acquired: Drafted, No. 41 overall, in 1980 Departed: Waived on Oct. 21, 1980

YEAR	GP	MIN	FGM	FGA	PCT	FTM	FTA	PCT	OFF	DEF	REB	AST	PF	DQ	STL	BLK	PTS	AVG
80-81	4	21	2	6	.333	0	0	---	3	2	5	0	3	0	0	2	4	1.0

Three-point field goals: 0-0.

DOUG OVERTON

Height: 6-3 Weight: 19 La Salle '91 Born Aug. 3, 1969

Acquired: By trade from Washington on Oct. 30, 1995 Departed: Contract expired at end of '95-96 season

YEAR	GP	MIN	FGM	FGA	PCT	FTM	FTA	PCT	OFF	DEF	REB	AST	PF	DQ	STL	BLK	PTS	AVG
95-96	55	607	67	178	.376	40	55	.727	8	55	63	106	49	0	13	5	182	3.3

Three-point field goals: 8-26 (.308).

ROBERT PACK

Height: 6-2 Weight: 190 USC '91 Born Feb. 3, 1969

Acquired: By trade from Portland on Oct. 23, 1992

Re-Acquired: By trade from Boston on Oct. 16, 2000

Departed: Traded to Washington on Oct. 30, 1995

Departed: Contract expired at end of '00-01 season

YEAR	GP	MIN	FGM	FGA	PCT	FTM	FTA	PCT	OFF	DEF	REB	AST	PF	DQ	STL	BLK	PTS	AVG
92-93	77	1579	285	606	.470	239	311	.768	52	108	160	335	182	1	81	10	810	10.5
93-94	66	1382	223	503	.443	179	236	.758	25	98	123	356	147	1	81	9	631	9.6
94-95	42	1144	170	395	.430	137	175	.783	19	94	113	290	101	1	61	6	507	12.1
00-01	74	1260	181	426	.425	105	137	.766	30	107	137	293	114	0	65	1	479	6.5
TOTALS	259	5365	859	1930	.445	660	859	.768	126	407	533	1274	544	3	288	26	2427	9.4

Three-point field goals: '92-93, 1-8 (.125); '93-94, 6-29 (.207); '94-95, 30-72 (.417); '00-01, 12-31 (.387). Totals: 49-140 (.350).

PLAYOFFS	GP	MIN	FGM	FGA	PCT	FTM	FTA	PCT	OFF	DEF	REB	AST	PF	DQ	STL	BLK	PTS	AVG
1994	12	332	48	118	.407	39	55	.709	5	23	28	51	41	0	18	6	141	11.8

1995 -----DNP-INJURED-----

Three-point field goals: 6-20 (.300).

KOSTAS PAPANIKOLAOU

Height: 6-8 Weight: 225 Greece '12 Born July 31, 1990

Acquired: By trade from Houston on July 20, 2015

Departed: Waived on Jan. 9, 2016

YEAR	GP	MIN	FGM	FGA	PCT	FTM	FTA	PCT	OFF	DEF	REB	AST	PF	DQ	STL	BLK	PTS	AVG
15-16	26	294	24	66	.364	9	14	.643	8	32	40	16	24	0	13	5	67	2.6

Three-point field goals: 10-32 (.313).

CHARLEY PARKS

Height: 6-5 Weight: 210 Idaho State '68 Born in 1946

YEAR	GP	MIN	FGM	FGA	PCT	FTM	FTA	PCT	OFF	DEF	REB	AST	PF	DQ	STL	BLK	PTS	AVG
68-69	2	5	0	1	.000	0	0	---	0	0	0	0	1	0	-	-	0	0.0

Three-point field goals: 0-0.

RUBEN PATTERSON

Height: 6-5 Weight: 224 Cincinnati '98 Born Jul. 31, 1975

Acquired: By trade from Portland on Feb. 23, 2006 Departed: Traded to Milwaukee on Aug. 10, 2006

YEAR	GP	MIN	FGM	FGA	PCT	FTM	FTA	PCT	OFF	DEF	REB	AST	PF	DQ	STL	BLK	PTS	AVG
05-06	26	736	139	256	.543	65	112	.580	45	45	90	67	71	0	8	2	99	13.2

Three-point field goals: 1-6 (.167).

PLAYOFFS	GP	MIN	FGM	FGA	PCT	FTM	FTA	PCT	OFF	DEF	REB	AST	PF	DQ	STL	BLK	PTS	AVG
2006	4	58	9	17	.529	2	5	.400	5	1	6	3	6	0	1	0	20	5.0

Three-point field goals: 0-0.



WESLEY PERSON

Height: 6-6 Weight: 205 Auburn '94 Born Mar. 28, 1971

Acquired: As a free agent on Mar. 3, 2005 Departed: Contract expired at the end of '04-05 season

YEAR	GP	MIN	FGM	FGA	PCT	FTM	FTA	PCT	OFF	DEF	REB	AST	PF	DQ	STL	BLK	PTS	AVG
04-05	25	461	82	169	.485	5	9	.556	2	59	61	28	24	0	13	4	202	8.1
Three-point field goals: 33-68 (.485).																		
PLAYOFFS	GP	MIN	FGM	FGA	PCT	FTM	FTA	PCT	OFF	DEF	REB	AST	PF	DQ	STL	BLK	PTS	AVG
2005	4	54	6	14	.429	0	0	---	1	0	1	1	0	0	1	0	15	3.8
Three-point field goals: 3-8 (.375).																		

JOHAN PETRO

Height: 7-0 Weight: 247 France Born Jan. 27, 1986

Acquired: By trade from Oklahoma City on Jan. 7, 2009 Departed: Contract expired at the end of '09-10 season

YEAR	GP	MIN	FGM	FGA	PCT	FTM	FTA	PCT	OFF	DEF	REB	AST	PF	DQ	STL	BLK	PTS	AVG
08-09	27	217	27	63	.429	6	14	.429	15	48	63	10	56	0	3	10	60	2.2
09-10	36	436	54	101	.535	14	21	.667	32	97	129	14	80	0	10	13	122	3.4
TOTALS	63	653	80	163	.491	20	35	.571	47	145	192	24	136	0	13	23	182	2.9
Three-point field goals: '08-09, 0-1 (.000); '09-10, 0-1 (.000). Totals: 0-2 (.000).																		
PLAYOFFS	GP	MIN	FGM	FGA	PCT	FTM	FTA	PCT	OFF	DEF	REB	AST	PF	DQ	STL	BLK	PTS	AVG
2009	10	26	2	9	.222	5	8	.625	2	4	6	1	4	0	0	1	9	0.9
2010	6	45	6	11	.545	1	2	.500	2	9	11	1	13	0	1	3	13	2.2
TOTALS	16	71	8	20	.400	6	10	.600	4	13	17	2	17	0	1	4	22	1.4
Three-point field goals: 0-0.																		

WALT PIATKOWSKI

Height: 6-8 Weight: 225 Bowling Green '68 Born Jun. 11, 1945

Acquired: Drafted in the second round in 1968 Departed: Traded to Kentucky in 1970

YEAR	GP	MIN	FGM	FGA	PCT	FTM	FTA	PCT	OFF	DEF	REB	AST	PF	DQ	STL	BLK	PTS	AVG
68-69	77	1819	399	956	.417	117	151	.775	147	216	363	46	226	2	-	-	942	12.2
69-70	75	1302	215	535	.402	76	99	.768	106	146	252	41	180	1	-	-	517	7.0
TOTALS	152	3121	614	1491	.412	193	250	.772	253	362	615	87	406	3	-	-	1459	9.6
Three-point field goals: '68-69, 27-82 (.329); '69-70, 11-50 (.220). Totals 38-132 (.288).																		
PLAYOFFS	GP	MIN	FGM	FGA	PCT	FTM	FTA	PCT	OFF	DEF	REB	AST	PF	DQ	STL	BLK	PTS	AVG
1969	7	201	48	111	.432	10	11	.909	10	19	29	6	32	1	-	-	107	15.3
1970	6	50	12	24	.500	2	4	.500	9	2	11	4	9	0	-	-	27	4.5
TOTALS	13	251	60	135	.444	12	15	.800	19	21	40	10	41	1	-	-	134	10.3
Three-point field goals: 1969, 1-9 (.111); 1970, 1-4 (.250). Totals: 2-13 (.154).																		

RICKY PIERCE

Height: 6-4 Weight: 215 Rice '83 Born Aug. 19, 1959

Acquired: By trade from Indiana on Jun. 13, 1996 Departed: Traded to Charlotte on Feb. 20, 1997

YEAR	GP	MIN	FGM	FGA	PCT	FTM	FTA	PCT	OFF	DEF	REB	AST	PF	DQ	STL	BLK	PTS	AVG
96-97	33	600	120	260	.462	83	92	.902	17	36	53	31	49	0	14	5	335	10.2
Three-point field goals: 12-39 (.306).																		

GARY PLUMMER

Height: 6-9 Weight: 255 Boston University '84 Born Feb. 21, 1962

Acquired: Signed as a free agent on Oct. 1, 1992 Departed: Contract expired at end of '92-93 season

YEAR	GP	MIN	FGM	FGA	PCT	FTM	FTA	PCT	OFF	DEF	REB	AST	PF	DQ	STL	BLK	PTS	AVG
92-93	60	737	106	228	.465	69	95	.726	53	120	173	40	141	1	14	11	281	4.7
Three-point field goals: 0-3 (.000).																		

MARK POPE

Height: 6-10 Weight: 235 Kentucky '96 Born Sept. 11, 1972

Acquired: Signed as a free agent on Sept. 29, 2003 Departed: Contract expired at end of '03-04 season

YEAR	GP	MIN	FGM	FGA	PCT	FTM	FTA	PCT	OFF	DEF	REB	AST	PF	DQ	STL	BLK	PTS	AVG
03-04	4	20	1	2	.500	0	1	.000	0	3	3	0	8	0	1	0	2	0.5
04-05	9	27	2	6	.333	0	0	---	5	3	8	1	5	0	1	2	4	0.4
TOTALS	13	47	3	8	.375	0	1	.000	5	6	11	1	13	0	2	2	6	0.5
Three-point field goals: 0-0.																		





ALL-TIME ROSTER

JAMES POSEY

Height: 6-8 Weight: 215 Xavier (OH) '99 Born Jan. 13, 1977
Acquired: Drafted, No. 18 overall, in 1999 Departed: Traded to Houston on Dec. 18, 2002

YEAR	GP	MIN	FGM	FGA	PCT	FTM	FTA	PCT	OFF	DEF	REB	AST	PF	DQ	STL	BLK	PTS	AVG
99-00	81	2052	230	536	.429	120	150	.800	85	232	317	146	207	1	98	33	662	8.2
00-01	82	2255	243	590	.412	115	141	.816	125	306	431	163	226	2	93	40	666	8.1
01-02	73	2238	277	736	.376	161	203	.793	109	320	429	180	224	3	114	39	782	10.7
02-03	25	872	121	324	.373	86	102	.843	38	107	145	78	63	1	29	6	352	14.1
TOTALS	261	7417	871	2186	.398	482	596	.809	357	965	1322	567	720	7	334	118	2462	9.4

Three-point field goals: '99-00, 82-220 (.373); '00-01, 65-217 (.300); '01-02, 67-237 (.283); '02-03, 24-88 (.273). Totals: 238-762 (.312).

JIM PRICE

Height: 6-3 Weight: 195 Louisville '72 Born Nov. 27, 1949
Acquired: By trade from Buffalo on Dec. 17, 1976 Departed: Traded to Detroit on Feb. 1, 1978

YEAR	GP	MIN	FGM	FGA	PCT	FTM	FTA	PCT	OFF	DEF	REB	AST	PF	DQ	STL	BLK	PTS	AVG
76-77	55	1384	188	422	.445	59	74	.797	41	143	184	208	181	3	96	14	435	7.9
77-78	49	1090	141	293	.481	51	66	.773	30	129	159	158	118	0	69	4	333	6.8
TOTALS	104	2474	329	715	.460	110	140	.786	71	272	343	366	299	3	165	18	768	7.4
PLAYOFFS	GP	MIN	FGM	FGA	PCT	FTM	FTA	PCT	OFF	DEF	REB	AST	PF	DQ	STL	BLK	PTS	AVG
1977	6	158	19	53	.358	5	8	.625	6	18	24	25	18	0	12	1	43	7.2

MARK RANDALL

Height: 6-9 Weight: 235 Kansas '91 Born Sept. 30, 1967
Acquired: Signed as a free agent on Nov. 29, 1993 Departed: Waived on Nov. 1, 1994
Re-Acquired: Signed the first of two consecutive 10-day contracts on Feb. 23, 1995 Departed: Contract expired at end of '94-95 season
Re-Acquired: Signed as a free agent on Jan. 22, 1999 Departed: Waived on Feb. 19, 1999

YEAR	GP	MIN	FGM	FGA	PCT	FTM	FTA	PCT	OFF	DEF	REB	AST	PF	DQ	STL	BLK	PTS	AVG
93-94	28	155	17	50	.340	22	28	.786	9	13	22	11	18	0	8	3	58	2.1
94-95	8	39	3	10	.300	0	0	----	4	8	12	1	5	0	0	0	6	0.8
TOTALS	36	194	20	60	.333	22	28	.786	13	21	34	12	23	0	8	3	64	1.8

Three-point field goals: '93-94, 2-14 (.143); '94-95, 0-1 (.000). Totals: 2-15 (.133).

PLAYOFFS	GP	MIN	FGM	FGA	PCT	FTM	FTA	PCT	OFF	DEF	REB	AST	PF	DQ	STL	BLK	PTS	AVG
1994	2	6	0	1	.000	0	0	.000	1	4	5	0	1	0	0	1	0	0.0
1995	-----	DNP - INJURED	-----	-----	-----	-----	-----	-----	-----	-----	-----	-----	-----	-----	-----	-----	-----	-----

Three-point field goals: 0-0.

ANTHONY RANDOLPH

Height: 6-10 Weight: 205 LSU '08 Born Jul. 15, 1989
Acquired: Signed as a free agent on Jul. 20, 2012 Departed: Traded to Chicago in a draft-night deal on Jun. 26, 2014

YEAR	GP	MIN	FGM	FGA	PCT	FTM	FTA	PCT	OFF	DEF	REB	AST	PF	DQ	STL	BLK	PTS	AVG
12-13	39	329	56	114	.491	31	45	.689	29	66	95	12	41	0	19	21	143	3.7
13-14	43	527	68	176	.386	52	69	.754	20	102	122	32	64	0	26	19	206	4.8
TOTALS	82	856	124	290	.428	83	114	.728	49	168	217	44	105	0	45	40	349	4.3

Three-point field goals: '12-13, 0-8 (.000); '13-14, 18-61 (.295). Totals: 18-69 (.261).

PLAYOFFS	GP	MIN	FGM	FGA	PCT	FTM	FTA	PCT	OFF	DEF	REB	AST	PF	DQ	STL	BLK	PTS	AVG
2013	5	30	9	11	.818	8	11	.727	0	6	6	0	4	0	2	0	26	5.2

Three-point field goals: 0-0.

BLAIR RASMUSSEN

Height: 7-0 Weight: 250 Oregon '85 Born Nov. 13, 1962
Acquired: Drafted, No. 15 overall, in 1985 Departed: Traded to Atlanta on Jul. 1, 1991

YEAR	GP	MIN	FGM	FGA	PCT	FTM	FTA	PCT	OFF	DEF	REB	AST	PF	DQ	STL	BLK	PTS	AVG
85-86	48	330	31	150	.407	31	39	.795	37	60	97	16	63	0	3	10	153	3.2
86-87	74	1421	288	570	.470	169	231	.732	183	282	465	60	224	6	24	58	705	9.5
87-88	79	1779	425	884	.482	132	170	.776	130	307	437	78	241	2	22	81	1002	12.7
88-89	77	1308	257	577	.445	69	81	.852	105	182	287	49	194	2	29	41	583	7.6
89-90	81	1995	445	895	.497	111	134	.829	174	420	594	82	200	10	40	104	1001	12.4
90-91	70	2325	405	885	.458	63	93	.677	170	508	678	70	307	15	52	132	875	12.5
TOTALS	429	9158	1841	3961	.465	575	748	.769	799	1759	2558	355	1229	35	170	426	4319	10.1

Three-point field goals: '89-90, 0-1 (.000); '90-91, 2-5 (.400). Totals: 2-6 (.333).

PLAYOFFS	GP	MIN	FGM	FGA	PCT	FTM	FTA	PCT	OFF	DEF	REB	AST	PF	DQ	STL	BLK	PTS	AVG
1986	10	175	39	96	.406	33	41	.805	27	33	60	10	28	1	5	9	111	11.1
1987	3	92	22	45	.489	5	10	.500	8	15	23	7	12	0	2	2	49	16.3
1988	11	277	60	127	.472	18	20	.900	25	46	71	7	33	0	1	12	138	12.5
1989	2	4	0	0	.000	0	0	.000	0	0	0	0	1	0	0	0	0	0.0
1990	3	84	19	48	.396	9	10	.900	8	18	26	1	10	0	2	4	47	15.7
TOTALS	29	632	140	316	.443	65	81	.802	68	112	180	25	84	1	10	27	345	11.9

Three-point field goals: 0-0.



JAMES RAY

Height: 6-8 Weight: 215 Jacksonville '80 Born Jul. 27, 1957

Acquired: Drafted, No. 5 overall, in 1980 Departed: Contract expired at end of '82-83 season

YEAR	GP	MIN	FGM	FGA	PCT	FTM	FTA	PCT	OFF	DEF	REB	AST	PF	DQ	STL	BLK	PTS	AVG
80-81	18	148	15	49	.306	7	10	.700	13	24	37	11	31	0	4	4	37	2.1
81-82	40	262	51	116	.440	21	36	.583	18	47	65	26	59	0	10	16	124	3.1
82-83	45	433	70	153	.458	33	51	.647	37	89	126	39	83	2	14	19	173	3.8
TOTALS	103	843	136	318	.428	61	97	.629	68	160	228	76	173	2	38	39	334	3.2

Three-point field goals: '80-81, 0-1 (.000); '81-82, 1-1 (1.000); '82-83, 0-1 (.000). Totals: 1-3 (.333).

PLAYOFFS	GP	MIN	FGM	FGA	PCT	FTM	FTA	PCT	OFF	DEF	REB	AST	PF	DQ	STL	BLK	PTS	AVG
1982	1	2	0	0	.000	0	0	.000	0	0	0	0	1	0	0	1	0	0.0
1983	3	18	1	6	.167	1	4	.250	1	2	3	0	3	0	0	1	3	1.0
TOTALS	4	20	1	6	.167	1	4	.250	1	2	3	0	4	0	0	2	3	0.8

Three-point field goals: 0-0.

ELDRIDGE RECASNER

Height: 6-3 Weight: 190 Washington '90 Born Dec. 14, 1967

Acquired: Signed a 10-day contract on Mar. 3, 1995 Departed: Was not offered a second 10-day contract

YEAR	GP	MIN	FGM	FGA	PCT	FTM	FTA	PCT	OFF	DEF	REB	AST	PF	DQ	STL	BLK	PTS	AVG
94-95	3	13	1	6	.167	4	4	1.000	0	2	2	1	0	0	3	0	6	2.0

Three-point field goals: 0-1 (.000).

ISAIAH RIDER

Height: 6-5 Weight: 215 UNLV '93 Born Mar. 12, 1971

Acquired: Signed as a free agent on Sept. 29, 2001 Departed: Waived on Nov. 19, 2001

YEAR	GP	MIN	FGM	FGA	PCT	FTM	FTA	PCT	OFF	DEF	REB	AST	PF	DQ	STL	BLK	PTS	AVG
01-02	10	173	37	81	.457	13	17	.765	10	23	33	12	11	0	3	2	93	9.3

Three-point field goals: 6-15 (.400).

ANTHONY ROBERTS

Height: 6-5 Weight: 185 Oral Roberts '77 Born April 15, 1955

Acquired: Signed as a free agent on Aug. 9, 1977

Re-Acquired: Signed for the remainder of the season on Feb. 25, 1984

Departed: Waived on Nov. 27, 1979

Departed: Waived on Jul. 25, 1984

YEAR	GP	MIN	FGM	FGA	PCT	FTM	FTA	PCT	OFF	DEF	REB	AST	PF	DQ	STL	BLK	PTS	AVG
77-78	82	1598	311	736	.423	153	212	.722	135	216	351	105	212	1	40	7	775	9.5
78-79	63	1236	211	498	.424	76	110	.691	106	152	258	107	142	2	20	2	498	7.9
79-80	23	486	69	181	.381	39	60	.650	54	55	109	20	52	1	13	3	177	7.7
83-84	19	197	34	91	.374	13	18	.722	20	31	51	13	43	1	5	1	81	4.3
TOTALS	187	3517	625	1506	.445	281	400	.702	315	454	769	245	449	5	78	13	1531	8.2

Three-point field goals: '79-80, 0-1 (.000).

PLAYOFFS	GP	MIN	FGM	FGA	PCT	FTM	FTA	PCT	OFF	DEF	REB	AST	PF	DQ	STL	BLK	PTS	AVG
1978	13	400	86	199	.432	40	50	.800	45	63	108	30	57	3	11	6	212	16.3
1979	3	80	13	33	.394	7	11	.636	5	8	13	6	9	0	2	1	33	11.0
TOTALS	16	480	99	232	.427	47	61	.770	50	71	121	36	66	3	13	7	245	15.3

MARV ROBERTS

Height: 6-8 Weight: 220 Utah State '71 Born Jan. 29, 1950

Acquired: Drafted in the second round in 1971 Departed: Traded to Carolina in Jan. 1974

YEAR	GP	MIN	FGM	FGA	PCT	FTM	FTA	PCT	OFF	DEF	REB	AST	PF	DQ	STL	BLK	PTS	AVG
71-72	68	1047	217	533	.407	86	120	.717	121	173	294	61	150	3	-	-	521	7.7
72-73	77	1959	374	807	.463	201	253	.788	180	218	398	95	194	3	49	6	950	12.3
73-74	35	645	106	237	.447	48	62	.774	58	73	131	44	72	x	13	2	261	7.5
TOTALS	180	3651	697	1577	.442	335	435	.767	359	464	823	200	416	6	62	8	1732	9.6

Three-point field goals: '71-72, 1-4 (.250); '72-73, 1-3 (.333); '73-74, 1-1 (1.000). Totals: 3-8 (.375).

PLAYOFFS	GP	MIN	FGM	FGA	PCT	FTM	FTA	PCT	OFF	DEF	REB	AST	PF	DQ	STL	BLK	PTS	AVG
1972	3	20	2	7	.286	2	2	1.000	1	1	2	0	1	0	-	-	6	2.0
1973	2	24	4	8	.500	2	2	1.000	0	3	3	1	5	0	0	0	10	5.0
TOTALS	5	44	6	15	.400	4	4	1.000	1	4	5	1	6	0	0	0	16	3.2

Three-point field goals: '71-72, 0-1 (.000).

NATE ROBINSON

Height: 5-9 Weight: 180 Washington '05 Born May 31, 1985

Acquired: Signed as a free agent on July 26, 2013 Departed: Traded to Boston on Jan. 13, 2015

YEAR	GP	MIN	FGM	FGA	PCT	FTM	FTA	PCT	OFF	DEF	REB	AST	PF	DQ	STL	BLK	PTS	AVG
13-14	44	866	164	383	.428	71	85	.835	21	60	81	112	92	0	36	4	457	10.4
14-15	33	465	71	204	.348	26	40	.650	14	25	39	77	68	0	14	3	192	5.8
TOTALS	77	1331	235	587	.400	97	125	.776	35	85	120	189	160	0	50	7	649	8.4

Three-point field goals: '13-14, 58-154 (.377); '14-15, 24-92 (.261). Totals: 82-246 (.333)





ALL-TIME ROSTER

DAVE ROBISCH

Height: 6-10 Weight: 240 Kansas '71 Born Dec. 22, 1949

Acquired: Drafted in the second round in 1971

Departed: Traded to Baltimore in 1975

Re-Acquired: By trade from Cleveland on Oct. 31, 1980

Departed: Waived on Dec. 13, 1983

YEAR	GP	MIN	FGM	FGA	PCT	FTM	FTA	PCT	OFF	DEF	REB	AST	PF	DQ	STL	BLK	PTS	AVG
71-72	84	2420	505	1133	.446	294	419	.702	287	517	804	201	251	6	-	-	1304	15.5
72-73	83	2647	521	1009	.516	309	409	.756	248	496	744	170	271	8	46	61	1351	16.3
73-74	84	2469	449	950	.473	318	411	.774	217	491	708	152	225	x	45	66	1216	14.5
74-75	84	1899	392	778	.504	304	346	.879	161	342	503	153	205	x	46	48	1088	13.0
80-81	73	1744	293	642	.456	200	247	.810	157	342	499	173	173	0	37	34	757	10.2
81-82	12	257	48	106	.453	48	55	.873	14	49	63	32	29	0	3	4	144	12.0
82-83	61	711	96	251	.382	92	118	.780	34	117	151	53	61	0	10	9	284	4.7
83-84	19	141	13	40	.325	11	13	.846	1	20	21	13	13	0	0	1	37	1.9

TOTALS 500 11988 2317 4909 .472 1576 2018 .781 1119 2374 3493 947 1228 14 187 223 6181 12.7

Three-point field goals: '71-72, 0-5 (.000); '72-73, 0-1 (.000); '74-75, 0-1 (.000); '82-83 0-1 (.000). Totals: 0-8 (.000).

PLAYOFFS GP	MIN	FGM	FGA	PCT	FTM	FTA	PCT	OFF	DEF	REB	AST	PF	DQ	STL	BLK	PTS	AVG	
1972	7	288	50	138	.362	37	52	.712	32	67	99	15	25	0	-	-	137	19.6
1973	5	184	40	85	.471	21	31	.677	30	38	68	8	21	1	3	1	101	20.2
1975	13	354	73	151	.483	46	53	.868	27	48	75	22	31	x	11	8	192	14.8
1983	3	22	1	7	.143	0	2	.000	3	6	9	1	2	0	0	1	2	0.7

TOTALS 28 848 164 381 .430 104 138 .754 92 159 251 46 79 1 14 10 432 15.4

Three-point field goals: 0-0.

JOHN ROCHE

Height: 6-3 Weight: 170 South Carolina '71 Born Sept. 26, 1949

Acquired: Signed as a free agent on Jul. 27, 1979 Departed: Retired at end of '81-82 season

YEAR	GP	MIN	FGM	FGA	PCT	FTM	FTA	PCT	OFF	DEF	REB	AST	PF	DQ	STL	BLK	PTS	AVG
79-80	82	2286	354	741	.478	175	202	.866	24	91	115	405	139	0	82	12	932	11.4
80-81	26	611	82	179	.458	58	77	.753	5	32	37	140	44	0	17	8	231	8.9
81-82	39	501	68	150	.453	28	38	.737	4	19	23	89	40	0	15	2	187	4.8

TOTALS 147 3398 504 1070 .471 261 317 .823 33 142 175 634 223 0 114 22 1350 9.2

Three-point field goals: '79-80, 49-129 (.380); '80-81, 9-27 (.333); '81-82, 23-52 (.442). Totals: 81-208 (.389).

RODNEY ROGERS

Height: 6-7 Weight: 255 Wake Forest '94 Born Jun. 20, 1971

Acquired: Drafted, No. 9 overall, in 1993 Departed: Traded to L.A. Clippers on Jun. 28, 1995

YEAR	GP	MIN	FGM	FGA	PCT	FTM	FTA	PCT	OFF	DEF	REB	AST	PF	DQ	STL	BLK	PTS	AVG
93-94	79	1406	239	545	.439	127	189	.672	90	136	226	101	195	3	63	48	640	8.1
94-95	80	2142	375	769	.488	179	275	.651	132	253	385	161	281	7	95	46	979	12.2

TOTALS 159 3548 614 1314 .467 306 464 .659 222 389 611 262 476 10 158 94 1619 10.2

Three-point field goals: '93-94, 35-92 (.380); '94-95, 50-148 (.338). Totals: 85-240 (.354).

PLAYOFFS	GP	MIN	FGM	FGA	PCT	FTM	FTA	PCT	OFF	DEF	REB	AST	PF	DQ	STL	BLK	PTS	AVG
1994	12	190	19	49	.388	17	27	.630	8	13	21	16	25	0	7	6	61	5.1
1995	3	76	12	22	.545	1	4	.250	1	11	12	5	13	1	3	4	26	8.7

TOTALS 15 266 31 71 .437 18 31 .581 9 24 33 21 38 1 10 10 87 5.8

Three-point field goals: '93-94, 6-19 (.315); '94-95, 1-4 (.250). Totals: 7-23 (.304).

ROY ROGERS

Height: 6-10 Weight: 235 Alabama '96 Born: Aug. 18, 1973

Acquired: Signed as a free agent on Oct. 1, 1999 Departed: Contract expired at end of '99-00 season

YEAR	GP	MIN	FGM	FGA	PCT	FTM	FTA	PCT	OFF	DEF	REB	AST	PF	DQ	STL	BLK	PTS	AVG
99-00	40	355	35	88	.398	19	41	.463	33	47	80	9	36	0	2	38	89	2.2

Three-point field goals: 0-0.

WILLIE ROGERS

Height: 6-3 Weight: 195 Oklahoma '68 Born Sept. 11, 1945

YEAR	GP	MIN	FGM	FGA	PCT	FTM	FTA	PCT	OFF	DEF	REB	AST	PF	DQ	STL	BLK	PTS	AVG
68-69	40	294	27	80	.338	31	52	.596	17	30	47	16	51	1	-	-	85	2.1

Three-point field goals: 0-3 (.000).

JALEN ROSE

Height: 6-8 Weight: 210 Michigan '95 Born Jan. 30, 1973

Acquired: Drafted, No. 13 overall, in 1994 Departed: Traded to Indiana on Jun. 13, 1996

YEAR	GP	MIN	FGM	FGA	PCT	FTM	FTA	PCT	OFF	DEF	REB	AST	PF	DQ	STL	BLK	PTS	AVG
94-95	81	1798	227	500	.454	173	234	.739	57	160	217	389	206	0	65	22	663	8.2
95-96	80	2134	290	604	.480	191	277	.690	46	214	260	495	229	3	53	39	803	10.0

TOTALS 161 3932 517 1104 .468 364 511 .712 103 374 477 884 435 3 118 61 1466 9.1

Three-point field goals: '94-95, 36-114 (.316); '95-96, 32-108 (.296). Totals: 68-222 (.306).



JALEN ROSE (CONT.)

PLAYOFFS	GP	MIN	FGM	FGA	PCT	FTM	FTA	PCT	OFF	DEF	REB	AST	PF	DQ	STL	BLK	PTS	AVG
1995	3	99	13	28	.464	3	5	.600	4	7	11	18	9	0	3	2	30	10.0
Three-point field goals: 1-4 (.250).																		

BRYON RUSSELL

Height: 6-7 Weight: 225 Long Beach State '93 Born Dec. 31, 1970
 Acquired: Signed as a free agent on Oct. 5, 2005 Departed: Traded to Seattle on Feb. 23, 2006

YEAR	GP	MIN	FGM	FGA	PCT	FTM	FTA	PCT	OFF	DEF	REB	AST	PF	DQ	STL	BLK	PTS	AVG
04-05	70	1026	95	252	.377	61	77	.792	50	122	172	72	130	0	44	11	307	4.4
05-06	1	3	0	0	---	0	0	---	0	1	1	1	0	0	0	0	0	0.0
TOTALS	71	1029	95	252	.377	61	77	.792	50	123	173	73	130	0	44	11	307	4.4
Three-point field goals: '04-05, 56-149 (.376); '05-06, 0-0 (---). Totals: 56-149 (.376).																		
PLAYOFFS	GP	MIN	FGM	FGA	PCT	FTM	FTA	PCT	OFF	DEF	REB	AST	PF	DQ	STL	BLK	PTS	AVG
2005	3	9	0	1	.000	3	3	1.000	0	0	0	0	0	0	0	0	3	1.0
Three-point field goals: 1-4 (.250).																		

CHEIKH SAMB

Height: 7-1 Weight: 245 Senegal Born: Oct. 22, 1984
 Acquired: By trade from Detroit on Nov. 3, 2008 Departed: By trade to L.A. Clippers on Jan. 5, 2009

YEAR	GP	MIN	FGM	FGA	PCT	FTM	FTA	PCT	OFF	DEF	REB	AST	PF	DQ	STL	BLK	PTS	AVG
08-09	6	24	2	13	.154	0	0	---	2	7	9	1	4	0	2	5	4	0.7
Three-point field goals: 0-1 (.000).																		

JAMAL SAMPSON

Height: 6-11 Weight: 235 California Born May 15, 1983
 Acquired: Signed as a free agent on Jul. 28, 2006 Departed: Contract expired at end of '06-07 season

YEAR	GP	MIN	FGM	FGA	PCT	FTM	FTA	PCT	OFF	DEF	REB	AST	PF	DQ	STL	BLK	PTS	AVG
06-07	22	125	9	14	.643	6	14	.429	15	33	48	5	17	0	2	7	24	1.1
Three-point field goals: 0-0.																		

KENNY SATTERFIELD

Height: 6-2 Weight: 170 Cincinnati '03 Born Apr. 10, 1981
 Acquired: By trade from Dallas on Sept. 24, 2001 Departed: Waived on Dec. 18, 2002

YEAR	GP	MIN	FGM	FGA	PCT	FTM	FTA	PCT	OFF	DEF	REB	AST	PF	DQ	STL	BLK	PTS	AVG
01-02	36	560	73	199	.367	36	46	.783	17	35	52	108	43	0	31	1	189	5.3
02-03	22	420	51	165	.309	16	23	.696	12	23	35	53	30	0	18	2	123	5.6
TOTALS	58	980	124	364	.341	52	69	.754	29	58	87	161	73	0	49	3	312	5.4
Three-point field goals: '01-02, 7-27 (.259); '02-03, 5-28 (.179). Totals: 12-55 (.218).																		

PREDRAG SAVOVIC

Height: 6-6 Weight: 225 Hawaii '02 Born: May 21, 1976
 Acquired: Signed as a free agent on July 18, 2002 Departed: Waived on Aug. 4, 2003

YEAR	GP	MIN	FGM	FGA	PCT	FTM	FTA	PCT	OFF	DEF	REB	AST	PF	DQ	STL	BLK	PTS	AVG
02-03	27	256	29	93	.312	21	29	.724	9	16	25	22	33	0	14	1	83	3.1
Three-point field goals: 4-26 (.154).																		

DAN SCHAYES

Height: 6-11 Weight: 245 Syracuse '81 Born May 10, 1959
 Acquired: By trade from Utah on Feb. 7, 1982 Departed: Traded to Milwaukee on Aug. 1, 1990

YEAR	GP	MIN	FGM	FGA	PCT	FTM	FTA	PCT	OFF	DEF	REB	AST	PF	DQ	STL	BLK	PTS	AVG
82-83	32	646	111	235	.472	71	100	.710	63	123	186	40	109	1	15	58	293	9.2
83-84	82	1420	183	371	.493	215	272	.790	145	288	433	91	308	5	32	60	581	7.1
84-85	56	542	60	129	.465	79	97	.814	48	96	144	38	98	2	20	25	199	3.6
85-86	80	1654	221	440	.502	216	278	.777	154	285	439	79	298	7	42	63	658	8.2
86-87	76	1556	210	405	.519	229	294	.779	120	260	380	85	266	5	20	74	649	8.5
87-88	61	2166	361	668	.540	407	487	.836	200	462	662	106	323	9	62	92	1129	13.9
88-89	76	1918	317	607	.522	332	402	.826	142	358	500	105	320	8	42	81	969	12.8
89-90	53	1194	163	330	.494	225	264	.852	117	225	342	61	200	7	41	45	551	10.4
TOTALS	536	11096	1626	3185	.511	1774	2194	.809	989	2097	3086	605	1922	44	274	498	5029	9.4
Three-point field goals: '82-83, 0-1 (.000); '83-84, 0-2 (.000); '85-86, 0-1 (.000); '87-88, 0-2 (.000); '88-89, 3-9 (.333); '89-90, 0-4 (.000). Totals: 3-19 (.159).																		





ALL-TIME ROSTER

DAN SCHAYES (CONT.)

PLAYOFFS	GP	MIN	FGM	FGA	PCT	FTM	FTA	PCT	OFF	DEF	REB	AST	PF	DQ	STL	BLK	PTS	AVG
1983	8	163	21	43	.488	15	15	1.000	11	29	40	14	25	0	2	5	57	7.1
1984	5	81	11	18	.611	6	8	.750	3	21	24	4	20	0	4	3	28	5.6
1985	9	118	11	26	.423	14	20	.700	8	22	30	12	22	0	3	4	36	4.0
1986	10	295	46	86	.535	24	30	.800	34	48	82	9	37	1	4	17	116	11.6
1987	3	75	12	17	.706	6	9	.667	6	11	17	2	10	0	1	2	30	10.0
1988	11	314	55	88	.625	70	83	.843	30	49	79	18	46	1	3	10	180	16.4
1989	2	36	1	7	.143	6	8	.750	2	9	11	1	4	0	1	1	8	4.0
TOTALS	48	1082	157	285	.551	141	175	.806	94	189	283	60	162	2	18	42	455	9.5

Three-point field goals: 0-0.

STEVE SCHEFFLER

Height: 6-9 Weight: 250 Purdue '90 Born Sept. 3, 1967

Acquired: Signed for the remainder of the season on Mar. 31, 1992 Departed: Contract expired at end of '91-92 season

YEAR	GP	MIN	FGM	FGA	PCT	FTM	FTA	PCT	OFF	DEF	REB	AST	PF	DQ	STL	BLK	PTS	AVG
91-92	7	46	4	7	.571	4	6	.667	8	3	11	0	8	0	3	0	12	1.7

Three-point field goals: 0-0.

CHARLES SCOTT

Height: 6-6 Weight: 175 North Carolina '71 Born Dec. 15, 1948

Acquired: By trade from Los Angeles on Jun. 26, 1978 Departed: Contract expired at end of '79-80 season

YEAR	GP	MIN	FGM	FGA	PCT	FTM	FTA	PCT	OFF	DEF	REB	AST	PF	DQ	STL	BLK	PTS	AVG
78-79	79	2617	393	854	.460	161	215	.749	54	156	210	428	284	12	78	30	947	12.0
79-80	69	1860	276	688	.401	85	118	.720	51	115	166	250	197	3	47	23	639	9.3
TOTALS	148	4477	669	1542	.434	246	333	.739	105	271	376	678	481	15	125	53	1586	10.7

Three-point field goals: '79-80, 2-11 (.182).

PLAYOFFS	GP	MIN	FGM	FGA	PCT	FTM	FTA	PCT	OFF	DEF	REB	AST	PF	DQ	STL	BLK	PTS	AVG
1979	3	104	20	42	.476	8	14	.571	2	12	14	10	11	0	2	2	48	16.0

SHAWNELLE SCOTT

Height: 6-11 Weight: 250 St. John's '94 Born Jun. 16, 1972

Acquired: Signed as a free agent on Oct. 13, 2001 Departed: Waived on Jan. 6, 2002

YEAR	GP	MIN	FGM	FGA	PCT	FTM	FTA	PCT	OFF	DEF	REB	AST	PF	DQ	STL	BLK	PTS	AVG
01-02	21	252	37	75	.493	8	20	.400	53	50	103	8	49	0	3	6	82	3.9

Three-point field goals: 0-0.

DON SIDLE

Height: 6-9 Weight: 215 Oklahoma '68 Born Jun. 21, 1946

Acquired: By trade from Miami in Jun. 1970 Departed: Traded to Indiana in Feb. 1971

YEAR	GP	MIN	FGM	FGA	PCT	FTM	FTA	PCT	OFF	DEF	REB	AST	PF	DQ	STL	BLK	PTS	AVG
70-71	54	1623	339	694	.488	192	257	.747	213	275	488	66	167	0	-	-	870	16.1

Three-point field goals: 0-5 (.000).

PAUL SILAS

Height: 6-7 Weight: 220 Creighton '63 Born Jul. 12, 1943

Acquired: By trade from Boston on Oct. 20, 1976 Departed: Traded to Seattle on May 24, 1977

YEAR	GP	MIN	FGM	FGA	PCT	FTM	FTA	PCT	OFF	DEF	REB	AST	PF	DQ	STL	BLK	PTS	AVG
76-77	81	1959	206	572	.360	170	255	.667	236	370	606	132	183	0	58	23	582	7.2
PLAYOFFS	GP	MIN	FGM	FGA	PCT	FTM	FTA	PCT	OFF	DEF	REB	AST	PF	DQ	STL	BLK	PTS	AVG
1977	6	141	14	33	.424	13	24	.542	16	24	40	16	23	1	1	4	41	6.8

GRANT SIMMONS

Height: 6-3 Weight: 190 Nebraska '66 Born Mar. 7, 1943

YEAR	GP	MIN	FGM	FGA	PCT	FTM	FTA	PCT	OFF	DEF	REB	AST	PF	DQ	STL	BLK	PTS	AVG
67-68	78	2264	292	688	.424	208	295	.705	-	-	240	182	236	3	-	-	793	10.2
68-69	17	252	22	59	.373	20	29	.690	6	20	26	15	42	2	-	-	65	3.8
TOTALS	95	2516	314	747	.420	228	324	.704	-	-	266	197	278	5	-	-	858	9.0

Three-point field goals: '67-68, 1-22 (.045); '68-69, 1-2 (.500). Totals: 2-24 (.083).

PLAYOFFS	GP	MIN	FGM	FGA	PCT	FTM	FTA	PCT	OFF	DEF	REB	AST	PF	DQ	STL	BLK	PTS	AVG
1968	5	145	13	36	.361	12	16	.750	0	-	22	15	20	1	-	-	38	7.6
1969	2	9	0	1	.000	0	0	---	0	0	0	0	1	0	-	-	0	0.0
TOTALS	7	154	13	37	.351	12	16	.750	-	-	22	15	21	1	-	-	38	5.4

Three-point field goals: 1968, 0-1 (.000).



RALPH SIMPSON

Height: 6-5 Weight: 200 Michigan State '70 Born Aug. 10, 1949

Acquired: Drafted in the first round in 1971

Departed: Traded to Detroit on Oct. 20, 1976

Re-Acquired: By trade from Detroit on Feb. 1, 1978

Departed: Traded to Philadelphia on Aug. 16, 1978

YEAR	GP	MIN	FGM	FGA	PCT	FTM	FTA	PCT	OFF	DEF	REB	AST	PF	DQ	STL	BLK	PTS	AVG
70-71	81	1820	460	1108	.415	215	285	.754	125	106	231	168	152	1	-	-	1152	14.2
71-72	84	3006	920	2000	.460	457	568	.805	171	227	398	258	244	3	-	-	2300	27.4
72-73	81	2589	732	1670	.438	421	556	.757	140	231	371	222	241	2	127	11	1890	23.3
73-74	75	2244	597	1395	.428	208	276	.754	113	213	326	191	190	x	103	12	1404	18.7
74-75	82	2863	694	1374	.505	303	402	.754	108	283	391	442	214	x	166	19	1692	20.6
75-76	84	3121	619	1211	.511	273	350	.780	121	333	454	597	183	x	153	23	1515	18.0
77-78	32	584	73	230	.317	31	40	.775	26	49	75	72	42	0	43	4	177	4.4
TOTALS	519	16227	4095	8988	.456	1908	2477	.770	804	1442	2246	1950	1266	6	592	69	10130	19.5

Three-point field goals: '70-71, 17-60 (.283); '71-72, 3-22 (.136); '72-73, 5-24 (.208); '73-74, 2-24 (.083); '74-75, 1-12 (.083); '75-76, 4-24 (.167). Totals: 32-166 (.193).

PLAYOFFS	GP	MIN	FGM	FGA	PCT	FTM	FTA	PCT	OFF	DEF	REB	AST	PF	DQ	STL	BLK	PTS	AVG
1972	7	291	70	162	.432	47	57	.825	14	17	31	24	21	0	-	-	187	26.7
1973	5	197	51	138	.370	28	37	.757	8	16	24	14	20	1	3	1	132	26.4
1975	13	471	102	241	.427	53	68	.779	18	47	67	74	30	x	22	3	258	19.9
1976	13	542	99	217	.456	58	64	.906	17	44	61	73	33	x	21	4	257	19.8
1978	13	225	43	95	.453	16	23	.696	5	14	19	38	20	0	4	2	102	7.8
TOTALS	51	1546	365	826	.442	202	249	.811	62	138	200	223	124	1	50	10	936	18.4

Three-point field goals: 1972, 0-2 (.000); 1973, 2-6 (.333); 1975, 1-6 (.167); 1976, 1-2 (.500). Totals: 4-16 (.250).

REGGIE SLATER

Height: 6-7 Weight: 250 Wyoming '92 Born Aug. 27, 1970

Acquired: Signed as a free agent on Aug. 2, 1994

Departed: Selected by Vancouver in 1995 Expansion Draft

Re-Acquired: Signed as a free agent on Dec. 26, 1995

Departed: Waived on Jan. 5, 1996

YEAR	GP	MIN	FGM	FGA	PCT	FTM	FTA	PCT	OFF	DEF	REB	AST	PF	DQ	STL	BLK	PTS	AVG
94-95	25	236	40	81	.494	40	55	.727	21	36	57	12	47	0	7	3	120	4.8
95-96	4	26	6	11	.545	2	5	.400	3	4	7	2	4	0	1	1	14	3.5
TOTALS	29	262	46	92	.500	42	60	.700	24	40	64	14	51	0	8	4	134	4.6

Three-point field goals: 0-0.

AL SMITH

Height: 6-1 Weight: 195 Bradley '71 Born Jan. 15, 1947

Acquired: Drafted in the fourth round in 1971

Departed: Traded to Utah on Sept. 18, 1974

YEAR	GP	MIN	FGM	FGA	PCT	FTM	FTA	PCT	OFF	DEF	REB	AST	PF	DQ	STL	BLK	PTS	AVG
71-72	83	1764	292	675	.433	153	211	.725	85	141	226	249	244	4	-	-	769	9.3
72-73	83	2343	315	767	.411	272	352	.773	68	146	214	477	295	7	74	11	919	11.1
73-74	76	2435	311	779	.399	187	242	.773	56	185	241	619	257	x	100	7	831	10.9
TOTALS	242	6542	918	2221	.413	612	805	.760	209	472	681	1345	796	11	174	18	2519	10.4

Three-point field goals: '71-72, 32-107 (.299); '72-73, 17-90 (.189); '73-74, 22-72 (.306). Totals: 71-269 (.264).

PLAYOFFS	GP	MIN	FGM	FGA	PCT	FTM	FTA	PCT	OFF	DEF	REB	AST	PF	DQ	STL	BLK	PTS	AVG
1972	7	99	12	27	.444	4	5	.800	3	15	18	7	14	0	-	-	30	4.3
1973	5	185	15	54	.278	18	20	.900	10	15	25	26	17	0	4	0	48	9.6
TOTALS	12	284	27	81	.333	22	25	.880	13	30	43	33	31	0	4	0	78	6.5

Three-point field goals: 1972, 2-3 (.667); 1973, 0-2 (.000). Totals: 2-5 (.400).

CHARLES SMITH

Height: 6-4 Weight: 200 New Mexico '97 Born Aug. 22, 1975

Acquired: By trade from Portland on Feb. 23, 2006

Departed: Waived on Mar. 1, 2006

YEAR	GP	MIN	FGM	FGA	PCT	FTM	FTA	PCT	OFF	DEF	REB	AST	PF	DQ	STL	BLK	PTS	AVG
05-06	1	2	0	1	.000	0	0	---	0	0	0	0	1	0	0	0	0	0.0

Three-point field goals: 0-1 (.000).

J.R. SMITH

Height: 6-6 Weight: 220 St. Benedict's Prep (New Jersey) '04 Born Sept. 8, 19485

Acquired: By trade from Chicago on July 20, 2006

Departed: Contract expired at end of 2010-11 season

YEAR	GP	MIN	FGM	FGA	PCT	FTM	FTA	PCT	OFF	DEF	REB	AST	PF	DQ	STL	BLK	PTS	AVG
06-07	63	1471	284	644	.441	102	126	.810	30	113	143	91	147	1	49	9	819	13.0
07-08	74	1420	311	674	.461	128	178	.719	43	109	152	128	144	0	62	12	907	12.3
08-09	81	2244	424	950	.446	205	272	.754	43	254	297	227	190	1	78	14	1233	15.2
09-10	75	2081	428	1033	.414	142	201	.706	28	206	234	183	174	1	99	20	1156	15.4
10-11	79	1967	341	784	.435	163	221	.738	45	277	322	175	173	0	92	16	969	12.3
TOTALS	372	9183	1788	4085	.438	740	998	.741	189	959	1148	804	828	3	380	71	5084	13.7

Three-point field goals: '06-07, 149-382 (.390); '07-08, 157-390 (.403); '08-09, 180-453 (.397); '09-10, 158-467 (.338); '10-11, 124-318 (.390). Totals: 768-2010 (.382).





ALL-TIME ROSTER

J.R. SMITH (CONT.)

PLAYOFFS	GP	MIN	FGM	FGA	PCT	FTM	FTA	PCT	OFF	DEF	REB	AST	PF	DQ	STL	BLK	PTS	AVG
2007	4	46	6	22	.273	6	6	1.000	1	8	9	2	6	0	4	1	18	4.5
2008	4	107	23	43	.535	7	22	.333	1	6	7	7	12	1	4	0	73	18.3
2009	16	434	88	194	.454	25	46	.543	11	42	53	45	26	0	17	4	239	14.9
2010	6	159	21	57	.368	14	16	.875	5	18	23	10	17	0	4	2	67	11.2
2011	5	76	16	45	.356	8	11	.727	1	9	10	5	8	0	2	0	49	9.8
TOTALS	35	825	154	361	.427	73	103	.709	19	83	102	69	94	1	31	7	446	12.7

Three-point field goals: 2007, 0-12 (.000); 2008, 7-22 (.318); 2009, 38-106 (.358); 2010, 11-31 (.355); 2011, 9-21 (.429). Totals: 65-192 (.339).

JOE SMITH

Height: 6-10 Weight: 225 Maryland '95 Born Jul. 26, 1975

Acquired: By trade from Milwaukee on Aug. 10, 2006 Departed: Traded to Philadelphia on Dec. 19, 2006

YEAR	GP	MIN	FGM	FGA	PCT	FTM	FTA	PCT	OFF	DEF	REB	AST	PF	DQ	STL	BLK	PTS	AVG
06-07	11	148	23	48	.479	10	12	.833	13	27	40	3	23	0	6	7	56	5.1

Three-point field goals: 0-1 (.000).

KENNY SMITH

Height: 6-3 Weight: 179 North Carolina '87 Born Mar. 8, 1965

Acquired: Signed for the remainder of the season on Mar. 3, 1997 Departed: Contract expired at end of '96-97 season

YEAR	GP	MIN	FGM	FGA	PCT	FTM	FTA	PCT	OFF	DEF	REB	AST	PF	DQ	STL	BLK	PTS	AVG
96-97	33	654	87	206	.422	35	41	.854	3	34	37	102	25	0	18	0	260	7.9

Three-point field goals: 51-120 (.425).

OTIS SMITH

Height: 6-5 Weight: 210 Jacksonville '86 Born Jan. 30, 1964

Acquired: Drafted, No. 41 overall, in 1986 Departed: Traded to Golden State on Dec. 2, 1987

YEAR	GP	MIN	FGM	FGA	PCT	FTM	FTA	PCT	OFF	DEF	REB	AST	PF	DQ	STL	BLK	PTS	AVG
86-87	28	168	33	79	.418	12	21	.571	17	17	34	22	30	0	1	1	78	2.8
87-88	15	191	37	93	.398	21	28	.750	16	14	30	11	23	0	5	6	95	6.3
TOTALS	43	359	70	172	.406	33	49	.673	33	31	64	33	53	0	6	7	173	4.0

Three-point field goals: '86-87, 0-2 (.000).

PLAYOFFS	GP	MIN	FGM	FGA	PCT	FTM	FTA	PCT	OFF	DEF	REB	AST	PF	DQ	STL	BLK	PTS	AVG
1987	3	19	2	6	.333	6	9	.667	1	4	5	4	1	0	0	2	10	3.3

Three-point field goals: 0-0.

ROBERT SMITH

Height: 5-11 Weight: 165 UNLV '77 Born Mar. 10, 1955

Acquired: Signed as a free agent on Aug. 11, 1977 Departed: Waived on Jan. 30, 1978

Re-Acquired: Re-Signed on Feb. 8, 1978 Departed: Traded to Utah on Oct. 9, 1979

YEAR	GP	MIN	FGM	FGA	PCT	FTM	FTA	PCT	OFF	DEF	REB	AST	PF	DQ	STL	BLK	PTS	AVG
77-78	45	378	50	97	.515	21	24	.875	6	30	36	39	52	0	18	3	121	2.7
78-79	82	1479	184	436	.422	159	180	.883	41	105	146	208	165	1	58	13	527	6.4
TOTALS	127	1857	234	533	.439	180	204	.882	47	135	182	247	217	1	76	16	648	5.1
PLAYOFFS	GP	MIN	FGM	FGA	PCT	FTM	FTA	PCT	OFF	DEF	REB	AST	PF	DQ	STL	BLK	PTS	AVG
1978	11	96	17	26	.654	5	7	.714	5	4	9	17	13	0	6	0	39	3.5
1979	3	25	0	7	.000	2	2	1.000	1	1	2	4	2	0	2	0	2	0.7
TOTALS	14	121	17	33	.515	7	9	.778	5	5	11	21	15	0	8	0	41	2.9

ELMORE SPENCER

Height: 7-0 Weight: 270 UNLV '92 Born Dec. 6, 1969

Acquired: By trade from L.A. Clippers on Sept. 19, 1995 Departed: Waived on Dec. 12, 1995

YEAR	GP	MIN	FGM	FGA	PCT	FTM	FTA	PCT	OFF	DEF	REB	AST	PF	DQ	STL	BLK	PTS	AVG
95-96	6	21	0	1	.000	0	0	---	1	3	4	0	8	1	0	3	0	0.0

Three-point field goals: 0-0.

BRYANT STITH

Height: 6-5 Weight: 210 Virginia '92 Born Dec. 10, 1970

Acquired: Drafted, No. 13 overall, in 1992 Departed: Traded to Boston on Oct. 16, 2000

YEAR	GP	MIN	FGM	FGA	PCT	FTM	FTA	PCT	OFF	DEF	REB	AST	PF	DQ	STL	BLK	PTS	AVG
92-93	39	865	124	278	.446	99	119	.832	39	85	124	49	82	0	24	5	347	8.9
93-94	82	2853	365	811	.450	291	351	.829	119	230	349	199	165	0	116	18	1023	12.5
94-95	81	2329	312	661	.472	267	324	.824	95	173	268	153	142	0	91	18	911	11.2
95-96	82	2810	379	911	.416	320	379	.844	125	275	400	241	187	3	114	16	1119	13.6
96-97	52	1788	251	603	.416	202	234	.863	74	143	217	133	119	1	60	20	774	14.9
97-98	31	718	75	225	.333	75	86	.872	15	50	65	50	52	0	21	8	235	7.6
98-99	46	1194	114	290	.393	61	71	.859	30	77	107	82	65	0	28	15	320	7.0
99-00	45	691	86	189	.455	64	77	.831	23	61	84	61	56	0	18	12	253	5.6
TOTALS	458	13248	1706	3968	.430	1379	1641	.840	520	1094	1614	968	868	4	472	110	4982	10.9



BRYANT STITH (CONT.)

Three-point field goals: '92-93, 0-4 (.000); '93-94, 2-9 (.222); '94-95, 20-68 (.294); '95-96, 41-148 (.277); '96-97, 70-182 (.385); '97-98, 10-48 (.208); '98-99, 31-106 (.292); '99-00, 7-56 (.124). Totals: 191-621 (.308).

PLAYOFFS	GP	MIN	FGM	FGA	PCT	FTM	FTA	PCT	OFF	DEF	REB	AST	PF	DQ	STL	BLK	PTS	AVG
1994	12	413	43	102	.422	50	60	.833	23	33	56	26	23	0	11	2	136	11.3
1995	3	85	17	32	.531	15	19	.789	3	6	9	7	7	0	1	1	50	16.7
TOTALS	15	498	60	134	.448	65	79	.823	26	39	65	33	30	0	12	3	186	12.4

Three-point field goals: 1994, 0-1 (.000); 1995, 1-6 (.167). Totals: 1-7 (.143).

JULYAN STONE

Height: 6-7 Weight: 200 UTEP '11 Born Oct. 10, 1988

Acquired: Signed as undrafted free agent on Dec. 9, 2011 Departed: Contract expired at end of 2012-13 season

YEAR	GP	MIN	FGM	FGA	PCT	FTM	FTA	PCT	OFF	DEF	REB	AST	PF	DQ	STL	BLK	PTS	AVG
11-12	22	179	13	31	.419	8	11	.727	5	20	25	37	18	0	8	6	36	1.6
12-13	4	28	2	2	1.000	3	4	.750	2	1	3	2	4	0	1	0	7	1.8
TOTALS	26	207	15	33	.455	11	15	.733	7	21	28	39	22	0	9	6	43	1.8

Three-point field goals: '11-12, 2-11 (.182); '12-13, 0-0 (---). Totals: 2-11 (.182).

PLAYOFFS	GP	MIN	FGM	FGA	PCT	FTM	FTA	PCT	OFF	DEF	REB	AST	PF	DQ	STL	BLK	PTS	AVG
2012	2	5	1	2	.500	0	0	---	1	0	1	2	0	0	0	0	2	1.0
2013	2	13	0	0	---	2	2	1.000	0	0	0	1	3	0	0	0	2	1.0
TOTALS	4	18	1	2	.500	2	2	1.000	1	0	1	3	3	0	0	0	4	1.0

Three-point field goals: 0-0 (---).

MARK STRICKLAND

Height: 6-10 Weight: 220 Temple '92 Born Jul. 14, 1970

Acquired: By trade from Miami on Jun. 27, 2000 Departed: Waived on Mar. 22, 2001

YEAR	GP	MIN	FGM	FGA	PCT	FTM	FTA	PCT	OFF	DEF	REB	AST	PF	DQ	STL	BLK	PTS	AVG
00-01	46	517	82	185	.443	37	59	.627	43	77	120	17	58	0	12	19	201	4.4

Three-point field goals: 0-1 (.000).

LEVERN TART

Height: 6-3 Weight: 196 Bradley '64 Born Jun. 1, 1942

Acquired: By trade from Houston on Feb. 12, 1969 Departed: Sold to New York on Jun. 26, 1969

YEAR	GP	MIN	FGM	FGA	PCT	FTM	FTA	PCT	OFF	DEF	REB	AST	PF	DQ	STL	BLK	PTS	AVG
68-69	20	345	56	159	.352	42	56	.750	25	26	51	44	40	1	-	-	154	7.7

Three-point field goals: 0-2 (.000).

BRIAN TAYLOR

Height: 6-2 Weight: 185 Princeton '73 Born Jun. 9, 1951

Acquired: By trade from Kansas City on May 25, 1977 Departed: Left team on Jan. 16, 1978

YEAR	GP	MIN	FGM	FGA	PCT	FTM	FTA	PCT	OFF	DEF	REB	AST	PF	DQ	STL	BLK	PTS	AVG
77-78	39	1222	182	403	.452	88	115	.765	30	68	98	132	120	1	71	9	452	11.6

JOHNNY TAYLOR

Height: 6-9 Weight: 220 Tennessee-Chattanooga '97 Born Jun. 4, 1974

Acquired: By trade from Orlando on Jan. 21, 1999 Departed: Traded to Orlando on Feb. 1, 2000

YEAR	GP	MIN	FGM	FGA	PCT	FTM	FTA	PCT	OFF	DEF	REB	AST	PF	DQ	STL	BLK	PTS	AVG
98-99	36	724	82	198	.414	17	23	.739	30	71	101	24	97	1	28	17	207	5.8
99-00	1	5	0	2	.000	0	---	---	0	1	1	0	1	0	0	0	0	0.0
TOTALS	37	729	82	200	.410	17	23	.739	30	72	102	24	98	1	28	17	207	5.8

Three-point field goals: '98-99, 26-68 (.382); '99-00, 0-0. Totals: 26-68 (.382).

ROLAND "FATTY" TAYLOR

Height: 6-0 Weight: 175 LaSalle '69 Born Mar. 13, 1946

Departed: Traded to Virginia in 1975

Re-Acquired: By trade from Philadelphia on Aug. 5, 1976 Departed: Waived on Oct. 17, 1977

YEAR	GP	MIN	FGM	FGA	PCT	FTM	FTA	PCT	OFF	DEF	REB	AST	PF	DQ	STL	BLK	PTS	AVG
74-75	76	2018	251	586	.428	129	172	.750	85	136	221	337	238	x	172	16	637	8.4
76-77	79	1548	132	314	.420	37	65	.569	90	121	211	288	202	0	132	9	301	3.8
TOTALS	155	3566	383	900	.426	166	237	.700	175	257	432	632	440	0	304	25	938	6.1

Three-point field goals: '74-75, 6-21 (.286).

PLAYOFFS	GP	MIN	FGM	FGA	PCT	FTM	FTA	PCT	OFF	DEF	REB	AST	PF	DQ	STL	BLK	PTS	AVG
1975	13	275	29	64	.453	15	19	.789	16	22	38	37	36	x	27	2	73	5.6
1977	1	1	0	0	---	0	0	---	0	0	0	0	0	0	0	0	0	0.0
TOTALS	14	276	29	64	.453	15	19	.789	16	22	38	37	36	0	27	2	73	5.2

Three-point field goals: 1975, 0-1 (.000).





ALL-TIME ROSTER

CLAUDE TERRY

Height: 6-5 Weight: 195 Stanford '72 Born Jan. 12, 1950
Acquired: Drafted in the second round in 1972

YEAR	GP	MIN	FGM	FGA	PCT	FTM	FTA	PCT	OFF	DEF	REB	AST	PF	DQ	STL	BLK	PTS	AVG
72-73	68	667	120	285	.421	74	114	.649	45	30	75	62	111	0	24	0	324	4.8
73-74	60	587	113	255	.443	60	69	.870	26	45	71	73	64	x	12	3	300	5.0
74-75	70	989	193	364	.530	70	92	.760	57	83	140	111	82	x	33	2	466	6.7
75-76	79	1349	232	500	.464	80	89	.899	42	110	152	146	116	x	40	5	557	7.1
TOTALS	277	3592	658	1404	.469	284	364	.780	170	268	438	392	373	0	109	10	1647	5.9
Three-point field goals: '72-73, 10-24 (.417); '73-74, 14-35 (.400); '74-75, 10-25 (.400); '75-76, 13-55 (.236). Totals: 47-139 (.338).																		
PLAYOFFS	GP	MIN	FGM	FGA	PCT	FTM	FTA	PCT	OFF	DEF	REB	AST	PF	DQ	STL	BLK	PTS	AVG
1973	4	36	2	9	.222	1	1	1.000	1	2	3	2	5	0	2	0	5	1.3
1975	12	135	23	58	.397	3	5	.600	5	8	13	13	18	x	1	1	50	4.2
1976	12	159	18	50	.360	13	17	.765	4	17	21	17	15	x	7	1	49	4.1
TOTALS	28	330	43	117	.368	17	23	.739	10	27	37	32	38	0	10	2	104	3.7
Three-point field goals: 1973, 0-2 (.000); 1975, 1-10 (.100); 1976, 0-7 (.000). Totals: 1-19 (.053).																		

FLOYD THEARD

Height: 6-1 Weight: 170 Kentucky State '69 Born Sept. 5, 1944

YEAR	GP	MIN	FGM	FGA	PCT	FTM	FTA	PCT	OFF	DEF	REB	AST	PF	DQ	STL	BLK	PTS	AVG
69-70	25	406	39	113	.345	18	28	.643	8	43	51	44	49	1	-	-	96	3.8
Three-point field goals: 0-1 (.000).																		

WILLIS "LEFTY" THOMAS

Height: 6-2 Weight: 185 Tennessee State '67 Born in 1937
Departed: Traded Anaheim in Dec., 1967

YEAR	GP	MIN	FGM	FGA	PCT	FTM	FTA	PCT	OFF	DEF	REB	AST	PF	DQ	STL	BLK	PTS	AVG
67-68	24	542	136	305	.446	22	32	.688	-	-	58	25	45	1	-	-	294	12.3
Three-point field goals: 0-2 (.000).																		

BROOKS THOMPSON

Height: 6-4 Weight: 195 Oklahoma State '94 Born Jul. 19, 1970
Acquired: Signed as a free agent on Nov. 21, 1996 Departed: Contract expired at end of '96-97 season

YEAR	GP	MIN	FGM	FGA	PCT	FTM	FTA	PCT	OFF	DEF	REB	AST	PF	DQ	STL	BLK	PTS	AVG
96-97	65	1047	162	405	.400	24	38	.632	18	78	96	179	125	0	55	2	445	6.8
Three-point field goals: 97-244 (.398).																		

DAVID THOMPSON

Height: 6-4 Weight: 195 North Carolina State '75 Born Jul. 13, 1954
Acquired: By trade from Virginia in 1975 Departed: Traded to Seattle on Jun. 17, 1982

YEAR	GP	MIN	FGM	FGA	PCT	FTM	FTA	PCT	OFF	DEF	REB	AST	PF	DQ	STL	BLK	PTS	AVG
75-76	83	3101	807	1567	.515	541	681	.794	228	297	525	308	282	x	136	102	2158	26.0
76-77	82	3001	824	1626	.507	477	623	.766	138	196	334	337	236	1	114	53	2125	25.9
77-78	80	3025	826	1524	.521	520	668	.778	156	234	390	362	213	1	92	99	2172	27.2
78-79	76	2670	693	1353	.512	439	583	.753	109	165	274	225	180	2	70	82	1825	24.0
79-80	39	1239	289	617	.468	254	335	.758	56	118	174	124	106	0	39	38	839	21.5
80-81	77	2620	734	1451	.506	489	615	.795	107	180	287	231	231	3	53	60	1967	25.5
81-82	61	1246	313	644	.486	276	339	.814	57	91	148	117	149	1	34	29	906	14.9
TOTALS	498	16902	4486	8782	.507	2996	3844	.779	851	1281	2132	1704	1397	8	538	463	11992	24.1
Three-point field goals: '75-76, 3-19 (.158); '79-80, 7-19 (.368); '80-81, 10-39 (.256); '81-82, 4-14 (.286). Totals: 24-91 (.264).																		
PLAYOFFS	GP	MIN	FGM	FGA	PCT	FTM	FTA	PCT	OFF	DEF	REB	AST	PF	DQ	STL	BLK	PTS	AVG
1976	13	508	127	237	.536	88	105	.838	32	51	83	39	54	x	16	5	343	26.4
1977	6	237	56	121	.463	36	53	.679	13	18	31	24	22	1	9	4	148	24.7
1978	13	481	131	291	.450	66	80	.825	18	35	53	52	34	0	9	21	328	25.5
1979	3	122	38	69	.551	8	11	.727	7	14	21	12	12	0	4	1	84	28.0
1982	3	66	15	33	.455	4	7	.571	4	6	10	6	8	0	1	0	35	11.7
TOTALS	38	1414	367	751	.489	202	256	.789	74	124	198	133	130	1	39	31	938	24.7
Three-point field goals: 1976, 1-4 (.250); 1982, 1-3 (.333). Totals: 2-7 (.286).																		

LaSALLE THOMPSON

Height: 6-10 Weight: 260 Texas '82 Born Jun. 23, 1961
Acquired: Signed as a free agent prior to '96-97 season Departed: Traded to Indiana on Feb. 20, 1997

YEAR	GP	MIN	FGM	FGA	PCT	FTM	FTA	PCT	OFF	DEF	REB	AST	PF	DQ	STL	BLK	PTS	AVG
96-97	17	105	3	16	.188	1	2	.500	5	21	26	0	26	0	3	6	7	0.4
Three-point field goals: 0-0.																		



MONTE TOWE

Height: 5-7 Weight: 150 North Carolina State '75 Born Sept. 27, 1973
 Acquired: Drafted in the fourth round in 1975 Departed: Waived on Sept. 29, 1977

YEAR	GP	MIN	FGM	FGA	PCT	FTM	FTA	PCT	OFF	DEF	REB	AST	PF	DQ	STL	BLK	PTS	AVG
75-76	64	576	72	179	.402	36	44	.818	6	49	55	136	84	x	37	5	189	3.0
76-77	51	409	56	138	.406	18	25	.720	8	26	34	87	61	0	16	0	130	2.5
TOTALS	115	985	128	317	.404	54	69	.783	14	75	89	223	145	0	53	5	319	2.8

Three-point field goals: '75-76, 9-42 (.214).

PLAYOFFS	GP	MIN	FGM	FGA	PCT	FTM	FTA	PCT	OFF	DEF	REB	AST	PF	DQ	STL	BLK	PTS	AVG
1976	4	30	3	8	.375	4	5	.800	0	0	0	6	6	x	1	0	10	2.5
1977	1	6	2	3	.667	0	0	.000	0	0	0	1	0	0	0	0	4	4.0
TOTALS	5	36	5	11	.455	4	5	.800	0	0	0	7	6	0	1	0	14	2.8

Three-point field goals: 0-0.

JOHN Q. TRAPP

Height: 6-7 Weight: 215 UNLV '68 Born Oct. 2, 1945

YEAR	GP	MIN	FGM	FGA	PCT	FTM	FTA	PCT	OFF	DEF	REB	AST	PF	DQ	STL	BLK	PTS	AVG
72-73	25	342	54	128	.422	19	32	.594	27	45	72	20	76	1	16	6	127	5.1

Three-point field goals: 0-2 (.000).

PLAYOFFS	GP	MIN	FGM	FGA	PCT	FTM	FTA	PCT	OFF	DEF	REB	AST	PF	DQ	STL	BLK	PTS	AVG
72-73	5	51	7	16	.438	8	12	.667	4	3	7	2	13	0	0	1	22	4.4

Three-point field goals: 0-0.

JEFF TREPAGNIER

Height: 6-4 Weight: 200 Southern California '01 Born Jul. 11, 1979
 Acquired: Signed the first of two consecutive 10-day contracts on Mar. 23, 2003 Departed: Contract expired at end of '03-04 season

YEAR	GP	MIN	FGM	FGA	PCT	FTM	FTA	PCT	OFF	DEF	REB	AST	PF	DQ	STL	BLK	PTS	AVG
02-03	8	97	17	40	.425	7	7	1.000	8	8	16	6	5	0	8	0	45	5.6
03-04	11	96	10	38	.263	3	6	.500	6	9	15	4	7	0	3	0	25	2.3
TOTALS	19	193	27	78	.346	10	13	.769	14	17	31	10	12	0	11	0	70	3.7

Three-point field goals: '02-03, 4-8 (.500), '03-04, 2-4 (.500). Totals: 6-12 (.500).

NIKOLAZ TSKITISHVILI

Height: 7-0 Weight: 245 Republic of Georgia Born Apr. 14, 1983
 Acquired: Drafted, No. 5 overall, in 2002 Departed: Traded to Golden State on Feb. 24, 2005

YEAR	GP	MIN	FGM	FGA	PCT	FTM	FTA	PCT	OFF	DEF	REB	AST	PF	DQ	STL	BLK	PTS	AVG
02-03	81	1320	115	393	.293	48	65	.738	64	117	181	91	136	1	31	29	315	3.9
03-04	39	307	40	122	.328	23	29	.793	24	39	63	10	50	0	6	8	106	2.7
04-05	23	158	15	51	.294	4	7	.571	11	18	29	4	24	0	8	8	34	1.5
TOTALS	143	1785	170	566	.300	75	101	.743	99	174	273	105	210	1	45	45	455	3.2

Three-point field goals: '02-03, 37-152 (.243), '03-04, 3-11 (.273), '04-05, 0-7 (.000). Totals: 40-170 (.235).

ELSTON TURNER

Height: 6-5 Weight: 200 Mississippi '81 Born Jun. 10, 1959
 Acquired: By trade from Dallas on Aug. 23, 1984 Departed: Contract expired at end of '85-86 season
 Re-Acquired: Signed as a free agent on Oct. 6, 1988 Departed: Contract expired at end of '88-89 season

YEAR	GP	MIN	FGM	FGA	PCT	FTM	FTA	PCT	OFF	DEF	REB	AST	PF	DQ	STL	BLK	PTS	AVG
84-85	81	1491	181	388	.466	51	65	.785	88	128	216	158	152	0	96	7	414	5.1
85-86	73	1324	165	379	.435	39	53	.736	64	137	201	165	150	1	70	6	369	5.1
88-89	78	1746	151	353	.428	33	56	.589	109	178	287	144	209	2	90	8	337	4.3
TOTALS	232	4561	497	1120	.444	123	174	.707	261	443	704	467	511	3	256	21	1120	4.8

Three-point field goals: '84-85, 1-6 (.167); '85-86, 0-9 (.000); '88-89, 2-7 (.286). Totals: 3-22 (.136).

PLAYOFFS	GP	MIN	FGM	FGA	PCT	FTM	FTA	PCT	OFF	DEF	REB	AST	PF	DQ	STL	BLK	PTS	AVG
1985	15	358	50	102	.490	12	19	.632	30	43	73	46	42	0	17	1	114	7.6
1986	10	196	29	54	.537	7	8	.875	12	17	29	22	19	1	7	0	66	6.6
1989	3	74	6	13	.462	2	6	.333	2	9	11	3	9	0	1	0	14	4.7
TOTALS	28	628	85	169	.503	21	33	.636	44	69	113	71	70	1	25	1	194	6.9

Three-point field goals: 1985, 2-2 (.000); 1986, 1-1 (.000); 1989, 0-1 (.000). Totals: 3-4 (.750).

RON VALENTINE

Height: 6-7 Weight: 210 Old Dominion '80 Born Nov. 27, 1957
 Acquired: Drafted, No. 51 overall, in 1980 Departed: Waived on Oct. 8, 1980
 Re-Acquired: Signed as a free agent on Dec. 2, 1980 Departed: Traded to Washington on Dec. 17, 1981

YEAR	GP	MIN	FGM	FGA	PCT	FTM	FTA	PCT	OFF	DEF	REB	AST	PF	DQ	STL	BLK	PTS	AVG
80-81	24	123	37	98	.378	9	19	.474	10	20	30	7	23	0	7	4	84	3.5

Three-point field goals: 1-2 (.500).





ALL-TIME ROSTER

JAN VAN BREDA KOLFF

Height: 6-7 Weight: 200 Vanderbilt '74 Born Dec. 16, 1951
Departed: Traded to Virginia on Jul. 14, 1975

YEAR	GP	MIN	FGM	FGA	PCT	FTM	FTA	PCT	OFF	DEF	REB	AST	PF	DQ	STL	BLK	PTS	AVG
74-75	84	1639	155	342	.453	177	211	.839	121	237	358	181	164	x	48	43	487	5.8
Three-point field goals: 0-3 (.000).																		
PLAYOFFS	GP	MIN	FGM	FGA	PCT	FTM	FTA	PCT	OFF	DEF	REB	AST	PF	DQ	STL	BLK	PTS	AVG
1975	12	192	17	40	.425	29	31	.935	18	22	40	15	27	x	4	6	63	5.3
Three-point field goals: 0-0.																		

NICK VAN EXEL

Height: 6-1 Weight: 195 Cincinnati '93 Born Nov. 27, 1971
Acquired: By trade from the L.A. Lakers on Jun. 24, 1998 Departed: Traded to Dallas on Feb. 21, 2002

YEAR	GP	MIN	FGM	FGA	PCT	FTM	FTA	PCT	OFF	DEF	REB	AST	PF	DQ	STL	BLK	PTS	AVG
98-99	50	1802	306	769	.398	142	175	.811	14	99	113	368	90	0	40	3	826	16.5
99-00	79	2950	473	1213	.390	196	240	.817	34	277	311	714	148	0	68	11	1275	16.1
00-01	71	2688	460	1112	.414	204	249	.819	44	197	241	600	109	1	61	18	1259	17.7
01-02	45	1737	372	912	.408	136	174	.782	19	150	169	365	69	0	30	7	965	21.4
TOTALS	245	9177	1611	4006	.402	678	838	.809	111	723	834	2047	506	1	199	39	4325	17.7
Three-point field goals: '98-99, 72-234 (.308); '99-00, 133-401 (.332); '00-01, 135-358 (.377); '01-02, 85-252 (.337). Totals: 425-1245 (.341).																		

KIKI VANDEWEGHE

Height: 6-8 Weight: 220 UCLA '80 Born Aug. 1, 1958
Acquired: By trade from Dallas on Dec. 10, 1980 Departed: Traded to Portland on Jun. 7, 1984

YEAR	GP	MIN	FGM	FGA	PCT	FTM	FTA	PCT	OFF	DEF	REB	AST	PF	DQ	STL	BLK	PTS	AVG
80-81	51	1376	229	537	.426	130	159	.818	86	184	270	94	116	0	29	24	588	11.5
81-82	82	2775	706	1260	.560	347	405	.857	149	312	461	247	217	1	52	29	1760	21.5
82-83	82	2909	841	1537	.547	489	559	.875	124	313	437	203	198	0	66	38	2186	26.6
83-84	78	2734	895	1603	.558	494	580	.852	84	289	373	238	187	1	53	50	2295	29.4
TOTALS	293	9794	2671	4937	.541	1460	1703	.857	443	1098	1541	782	718	2	200	141	6829	23.3
Three-point field goals: '80-81, 0-7 (.000); '81-82, 1-13 (.076); '82-83, 15-51 (.294); '83-84, 11-30 (.367). Totals: 27-101 (.267).																		
PLAYOFFS	GP	MIN	FGM	FGA	PCT	FTM	FTA	PCT	OFF	DEF	REB	AST	PF	DQ	STL	BLK	PTS	AVG
1982	3	109	25	43	.581	18	18	1.000	4	14	18	9	7	0	2	4	68	22.7
1983	8	317	87	160	.544	40	50	.800	6	46	52	32	16	0	4	7	214	26.8
1984	5	180	49	96	.510	27	28	.964	6	17	23	20	14	1	9	5	127	25.4
TOTALS	16	606	161	299	.538	85	96	.885	16	77	93	61	37	1	15	16	409	25.6
Three-point field goals: 1983, 0-4 (.000); 1984, 2-5 (.400). Totals: 2-9 (.222).																		

BOB VERGA

Height: 6-1 Weight: 190 Duke '67 Born Sept. 7, 1945
Acquired: By trade from Dallas in Jul., 1968 Departed: Traded to New York on Nov. 8, 1968

YEAR	GP	MIN	FGM	FGA	PCT	FTM	FTA	PCT	OFF	DEF	REB	AST	PF	DQ	STL	BLK	PTS	AVG
68-69	6	150	24	77	.312	18	28	.643	10	11	21	11	16	0	-	-	67	11.2
Three-point field goals: 1-3 (.333).																		

JAN VESELY

Height: 6-11 Weight: 240 Czech Republic '11 Born Apr. 24, 1990
Acquired: By trade from Washington on Feb. 20, 2014 Departed: Contract expired at end of 2013-14 season

YEAR	GP	MIN	FGM	FGA	PCT	FTM	FTA	PCT	OFF	DEF	REB	AST	PF	DQ	STL	BLK	PTS	AVG
13-14	21	306	41	81	.506	11	26	.423	28	50	78	11	57	2	27	16	93	4.4
Three-point field goals: 0-0.																		

JAY VINCENT

Height: 6-8 Weight: 220 Michigan State '81 Born Jun. 10, 1959
Acquired: By trade from Washington on Nov. 2, 1987 Departed: Traded to San Antonio on Jan. 26, 1989

YEAR	GP	MIN	FGM	FGA	PCT	FTM	FTA	PCT	OFF	DEF	REB	AST	PF	DQ	STL	BLK	PTS	AVG
87-88	73	1755	446	958	.466	231	287	.805	80	229	309	143	198	1	46	26	1124	15.4
88-89	5	95	13	38	.342	5	9	.556	2	16	18	5	11	0	1	1	32	6.4
TOTALS	78	1850	459	996	.461	236	296	.797	82	245	327	148	209	1	47	27	1156	14.8
Three-point field goals: '87-88, 1-4 (.250); '88-89, 1-2 (.500). Totals: 2-6 (.333).																		
PLAYOFFS	GP	MIN	FGM	FGA	PCT	FTM	FTA	PCT	OFF	DEF	REB	AST	PF	DQ	STL	BLK	PTS	AVG
1988	8	200	53	104	.510	34	40	.850	10	27	37	49	15	0	4	4	140	17.0
Three-point field goals: 0-1 (.000).																		



VON WAFER

Height: 6-5 Weight: 210 Florida State Born Jul. 21, 1985

Acquired: Signed for remainder of season on Apr. 13, 2007 Departed: Traded to Portland on Feb. 21, 2008

YEAR	GP	MIN	FGM	FGA	PCT	FTM	FTA	PCT	OFF	DEF	REB	AST	PF	DQ	STL	BLK	PTS	AVG
07-08	21	90	10	38	.263	6	8	.750	1	9	10	5	4	0	2	1	27	1.3

Three-point field goals: 1-15 (.067).

DARRELL WALKER

Height: 6-4 Weight: 190 Arkansas '83 Born Mar. 9, 1961

Acquired: By trade from New York on Oct. 2, 1986 Departed: Traded to Washington on Nov. 2, 1987

YEAR	GP	MIN	FGM	FGA	PCT	FTM	FTA	PCT	OFF	DEF	REB	AST	PF	DQ	STL	BLK	PTS	AVG
86-87	81	2020	358	742	.482	272	365	.745	157	170	327	282	229	0	120	37	988	12.2

Three-point field goals: 0-4 (.000).

PLAYOFFS	GP	MIN	FGM	FGA	PCT	FTM	FTA	PCT	OFF	DEF	REB	AST	PF	DQ	STL	BLK	PTS	AVG
1987	3	68	11	34	.324	4	7	.521	3	7	10	5	4	0	2	0	26	8.7

Three-point field goals: 0-0.

DWIGHT WALLER

Height: 6-7 Weight: 230 Tennessee State '68 Born Oct. 10, 1945

YEAR	GP	MIN	FGM	FGA	PCT	FTM	FTA	PCT	OFF	DEF	REB	AST	PF	DQ	STL	BLK	PTS	AVG
69-70	7	87	10	24	.417	9	19	.474	16	22	38	4	12	0	-	-	29	4.1
71-72	2	10	2	4	.500	0	0	---	1	4	5	1	3	0	-	-	4	2.0

TOTALS 9 97 12 28 .429 9 19 .474 17 26 43 5 15 0 - - 33 3.7

Three-point field goals: 69-70, 0-1 (.000).

BEN WARLEY

Height: 6-6 Weight: 200 Tennessee State '61 Born Sept. 4, 1936

YEAR	GP	MIN	FGM	FGA	PCT	FTM	FTA	PCT	OFF	DEF	REB	AST	PF	DQ	STL	BLK	PTS	AVG
69-70	42	475	60	170	.353	58	76	.763	26	84	110	30	98	0	-	-	193	4.6

Three-point field goals: 15-58 (.259).

PLAYOFFS	GP	MIN	FGM	FGA	PCT	FTM	FTA	PCT	OFF	DEF	REB	AST	PF	DQ	STL	BLK	PTS	AVG
1970	10	129	16	38	.421	6	10	.600	5	24	29	11	27	1	-	-	45	4.5

Three-point field goals: 7-16 (.438).

DON WASHINGTON

Height: 6-8 Weight: 210 North Carolina '74 Born Apr. 22, 1952

Acquired: Signed as a free agent on Oct. 17, 1974 Departed: Contract expired at end of '74-'75 season

YEAR	GP	MIN	FGM	FGA	PCT	FTM	FTA	PCT	OFF	DEF	REB	AST	PF	DQ	STL	BLK	PTS	AVG
74-75	50	438	79	138	.432	38	56	.679	41	48	89	30	92	x	12	19	196	3.9

Three-point field goals: 0-2 (.000).

PLAYOFFS	GP	MIN	FGM	FGA	PCT	FTM	FTA	PCT	OFF	DEF	REB	AST	PF	DQ	STL	BLK	PTS	AVG
1975	4	28	5	10	.500	1	1	1.000	2	4	6	2	9	x	1	2	11	2.8

Three-point field goals: 0-0.

ERIC WASHINGTON

Height: 6-4 Weight: 190 Alabama '97 Born Mar. 23, 1979

Acquired: By trade from Orlando on Jun. 25, 1997 Departed: Traded to Boston on Aug. 3, 1999

YEAR	GP	MIN	FGM	FGA	PCT	FTM	FTA	PCT	OFF	DEF	REB	AST	PF	DQ	STL	BLK	PTS	AVG
97-98	66	1539	201	498	.404	65	83	.783	47	80	127	78	143	0	53	25	511	7.7
98-99	38	761	73	184	.397	22	32	.688	35	54	89	30	87	2	25	18	205	5.4

TOTALS 104 2300 274 682 .402 87 115 .757 82 134 216 108 230 2 78 43 716 6.9

Three-point field goals: '97-98, 44-137 (.321); '98-99, 37-97 (.381). Totals: 81-234 (.346).

EARL WATSON

Height: 6-1 Weight: 195 UCLA '01 Born Jun. 12, 1979

Acquired: Signed as a free agent on Sept. 7, 2005 Departed: Traded to Seattle on Feb. 23, 2006

YEAR	GP	MIN	FGM	FGA	PCT	FTM	FTA	PCT	OFF	DEF	REB	AST	PF	DQ	STL	BLK	PTS	AVG
05-06	46	975	121	282	.429	37	59	.627	17	69	86	160	95	1	37	7	347	7.5

Three-point field goals: '05-06, 68-172 (.395).





ALL-TIME ROSTER

MARVIN WEBSTER

Height: 7-1 Weight: 240 Morgan State '75 Born Apr. 13, 1952

Acquired: Drafted in the first round in 1975 Departed: Traded to Seattle on May 24, 1977

YEAR	GP	MIN	FGM	FGA	PCT	FTM	FTA	PCT	OFF	DEF	REB	AST	PF	DQ	STL	BLK	PTS	AVG
75-76	38	398	55	120	.458	55	78	.705	63	111	174	30	30	x	9	53	165	3.0
76-77	80	1276	198	400	.495	143	220	.650	152	332	484	62	149	2	23	118	539	6.7
TOTALS	118	1674	253	520	.487	198	298	.664	215	443	658	92	209	2	32	171	704	6.0
Three-point field goals: '75-76, 0-1 (.000).																		
PLAYOFFS	GP	MIN	FGM	FGA	PCT	FTM	FTA	PCT	OFF	DEF	REB	AST	PF	DQ	STL	BLK	PTS	AVG
1976	13	155	21	50	.420	15	28	.536	24	47	71	9	28	x	1	14	57	4.4
1977	6	96	13	26	.500	4	6	.667	14	26	40	3	12	0	2	11	30	5.0
TOTALS	19	251	34	76	.447	19	34	.559	38	73	111	12	40	0	3	25	87	4.6
Three-point field goals: 0-0.																		

CLARENCE "SONNY" WEEMS

Height: 6-6 Weight: 203 Arkansas Born Jul. 8, 1986

Acquired: By trade from Chicago on Jun. 26, 2008 Departed: By trade to Milwaukee on Jul. 27, 2009

YEAR	GP	MIN	FGM	FGA	PCT	FTM	FTA	PCT	OFF	DEF	REB	AST	PF	DQ	STL	BLK	PTS	AVG
08-09	12	55	8	25	.320	3	8	.375	0	4	4	3	8	0	1	0	19	1.6
Three-point field goals: 0-3 (.000).																		

ROBERT WERDANN

Height: 6-11 Weight: 250 St. John's '92 Born Sept. 12, 1970

Acquired: Drafted, No. 46 overall, in 1992 Departed: Contract expired at end of '92-93 season

YEAR	GP	MIN	FGM	FGA	PCT	FTM	FTA	PCT	OFF	DEF	REB	AST	PF	DQ	STL	BLK	PTS	AVG
92-93	28	149	18	59	.305	17	31	.548	23	29	52	7	38	1	6	4	53	1.9
Three-point field goals: 0-1 (.000).																		

TYSON WHEELER

Height: 5-10 Weight: 165 Rhode Island '98 Born Oct. 8, 1975

Acquired: By trade from Toronto on Jan. 21, 1999 Departed: Waived on Feb. 19, 1999

YEAR	GP	MIN	FGM	FGA	PCT	FTM	FTA	PCT	OFF	DEF	REB	AST	PF	DQ	STL	BLK	PTS	AVG
98-99	1	3	1	1	1.000	1	2	.500	0	0	0	2	1	0	0	0	4	4.0
Three-point field goals: 1-1 (1.000).																		

RODNEY WHITE

Height: 6-9 Weight: 230 Charlotte '04 Born Jun. 28, 1980

Acquired: By trade from Detroit on Oct. 1, 2002 Departed: Traded to Golden State on Feb. 24, 2005

YEAR	GP	MIN	FGM	FGA	PCT	FTM	FTA	PCT	OFF	DEF	REB	AST	PF	DQ	STL	BLK	PTS	AVG
02-03	72	1563	260	638	.408	98	125	.784	43	170	213	121	134	1	45	32	650	9.0
03-04	72	985	215	468	.459	78	104	.750	44	121	165	60	105	0	32	20	541	7.5
04-05	42	531	98	227	.432	21	34	.618	20	54	74	36	51	0	30	10	236	5.6
TOTALS	186	3,079	573	1,333	.430	197	263	.750	107	345	452	217	290	1	107	62	1427	7.7
Three-point field goals: '02-03, 32-134 (.239); '03-04, 33-87 (.379); '03-04, 19-44 (.432). Totals: 86-274 (.315).																		
PLAYOFFS	GP	MIN	FGM	FGA	PCT	FTM	FTA	PCT	OFF	DEF	REB	AST	PF	DQ	STL	BLK	PTS	AVG
2004	4	26	4	15	.267	0	0	---	1	4	5	0	3	0	2	0	8	2.0
Three-point field goals: 0-0.																		

WILLIE WHITE

Height: 6-3 Weight: 195 Tennessee-Chattanooga '84 Born Aug. 20, 1962

Acquired: Drafted, No. 42 overall, in 1984 Departed: Contract expired at end of '85-86 season

YEAR	GP	MIN	FGM	FGA	PCT	FTM	FTA	PCT	OFF	DEF	REB	AST	PF	DQ	STL	BLK	PTS	AVG
84-85	39	234	52	124	.419	21	31	.677	15	21	36	29	24	0	5	2	129	3.3
85-86	43	343	74	168	.440	19	23	.826	17	27	44	53	24	0	18	2	173	4.0
TOTALS	82	577	126	292	.432	40	54	.740	32	48	80	82	48	0	23	4	302	3.7
Three-point field goals: '84-85, 4-11 (.363); '85-86, 6-21 (.286). Totals: 10-32 (.312).																		
PLAYOFFS	GP	MIN	FGM	FGA	PCT	FTM	FTA	PCT	OFF	DEF	REB	AST	PF	DQ	STL	BLK	PTS	AVG
1985	10	123	27	57	.474	7	12	.583	9	8	17	17	6	0	5	0	63	6.3
1986	4	21	2	7	.286	0	0	---	1	2	3	6	4	0	1	0	5	1.3
TOTALS	14	144	29	64	.453	7	12	.583	10	10	20	23	10	0	6	0	68	4.9
Three-point field goals: 1985, 2-3 (.667); 1986, 1-4 (.250). Totals: 3-7 (.429).																		



CHRIS WHITNEY

Height: 6-0 Weight: 175 Clemson '93 Born Oct. 5, 1971

Acquired: By trade from Washington on Oct. 24, 2002 Departed: Waived on Feb. 26, 2003

YEAR	GP	MIN	FGM	FGA	PCT	FTM	FTA	PCT	OFF	DEF	REB	AST	PF	DQ	STL	BLK	PTS	AVG
02-03	29	762	94	261	.360	46	57	.807	1	45	46	124	77	1	17	1	277	9.6

Three-point field goals: 43-128 (.336).

KEN WILBURN

Height: 6-6 Weight: 195 Central State (OH) '67 Born Jun. 8, 1944

YEAR	GP	MIN	FGM	FGA	PCT	FTM	FTA	PCT	OFF	DEF	REB	AST	PF	DQ	STL	BLK	PTS	AVG
68-69	37	409	72	181	.398	30	57	.526	80	97	177	22	56	1	-	-	174	4.7

Three-point field goals: 0-0.

PLAYOFFS	GP	MIN	FGM	FGA	PCT	FTM	FTA	PCT	OFF	DEF	REB	AST	PF	DQ	STL	BLK	PTS	AVG
1969	7	93	16	33	.485	4	16	.250	15	17	32	5	21	0	-	-	36	5.1

Three-point field goals: 0-0.

BOBBY WILKERSON

Height: 6-6 Weight: 200 Indiana '76 Born Aug. 15, 1954

Acquired: By trade from Seattle on May 24, 1977 Departed: Contract expired at end of '79-80 season

YEAR	GP	MIN	FGM	FGA	PCT	FTM	FTA	PCT	OFF	DEF	REB	AST	PF	DQ	STL	BLK	PTS	AVG
77-78	81	2780	382	936	.408	157	210	.748	98	376	474	439	275	3	126	21	921	11.4
78-79	80	2425	396	869	.456	119	173	.688	100	314	414	284	190	0	118	21	911	11.4
79-80	75	2238	430	1030	.417	166	222	.748	85	231	316	243	194	1	93	27	1033	13.8

TOTALS 236 7443 1208 2835 .426 442 605 .731 283 921 1204 966 659 4 337 68 2865 12.1

Three-point field goals: '79-80, 7-34 (.206).

PLAYOFFS	GP	MIN	FGM	FGA	PCT	FTM	FTA	PCT	OFF	DEF	REB	AST	PF	DQ	STL	BLK	PTS	AVG
1978	13	426	47	127	.370	26	42	.619	20	51	71	78	55	2	19	4	120	9.2
1979	3	101	14	34	.412	1	3	.333	7	19	26	15	7	0	3	1	29	9.7

TOTALS 16 527 61 161 .379 27 45 .600 27 70 97 93 62 2 22 5 149 9.3

Three-point field goals: 0-0.

MIKE WILKS

Height: 5-10 Weight: 180 Rice '01 Born May 7, 1979

Acquired: Signed as a free agent on Oct. 18, 2007

Departed: Waived on Oct. 23, 2007

Re-acquired: Signed as a free agent on Oct. 27, 2007

Departed: Waived on Nov. 28, 2007

YEAR	GP	MIN	FGM	FGA	PCT	FTM	FTA	PCT	OFF	DEF	REB	AST	PF	DQ	STL	BLK	PTS	AVG
07-08	8	122	10	23	.435	2	2	1.000	4	8	12	6	9	0	5	0	24	3.0

Three-point field goals: '07-08, 2-5 (.400).

AARON WILLIAMS

Height: 6-9 Weight: 220 Xavier, Ohio '93 Born Oct. 2, 1971

Acquired: Signed from the CBA on Dec. 22, 1996 Departed: Waived on Jan. 6, 1997

YEAR	GP	MIN	FGM	FGA	PCT	FTM	FTA	PCT	OFF	DEF	REB	AST	PF	DQ	STL	BLK	PTS	AVG
96-97	1	10	3	5	.600	0	0	----	2	3	5	0	0	0	0	3	6	6.0

Three-point field goals: 0-0.

CHUCK WILLIAMS

Height: 6-2 Weight: 185 Colorado '68 Born Jun. 6, 1946

Re-Acquired: By trade from Virginia in 1975 Departed: Traded to Buffalo on Dec. 17, 1976

YEAR	GP	MIN	FGM	FGA	PCT	FTM	FTA	PCT	OFF	DEF	REB	AST	PF	DQ	STL	BLK	PTS	AVG
71-72	84	1580	263	583	.451	205	275	.745	62	95	157	160	144	1	-	-	731	8.7
75-76	79	2529	339	660	.514	188	231	.814	41	169	210	375	215	x	115	7	866	11.0
76-77	21	311	35	93	.376	30	39	.769	8	26	34	44	26	0	8	0	100	4.8

TOTALS 184 4425 637 1336 .477 423 545 .776 111 290 401 579 385 1 123 7 1697 9.2

Three-point field goals: '71-72, 0-4 (.000); '75-76, 0-4 (.000). Totals: 0-8 (.000)

PLAYOFFS	GP	MIN	FGM	FGA	PCT	FTM	FTA	PCT	OFF	DEF	REB	AST	PF	DQ	STL	BLK	PTS	AVG
1972	7	108	18	42	.429	9	12	.750	5	14	19	6	14	0	-	-	45	6.4
1976	13	444	62	132	.470	39	43	.907	11	37	48	48	31	x	6	5	164	12.6

TOTALS 20 652 80 174 .460 48 55 .873 16 51 67 54 44 0 6 5 109 10.4

Three-point field goals: '75-76, 1-3 (.333).





ALL-TIME ROSTER

ERIC WILLIAMS

Height: 6-8 Weight: 220 Providence '95 Born Jul. 17, 1972

Acquired: By trade from Boston on Aug. 21, 1997 Departed: Traded to Boston on Aug. 3, 1999

YEAR	GP	MIN	FGM	FGA	PCT	FTM	FTA	PCT	OFF	DEF	REB	AST	PF	DQ	STL	BLK	PTS	AVG
97-98	4	145	24	61	.393	31	45	.689	10	11	21	12	9	0	4	0	79	19.8
98-99	38	780	80	219	.365	111	139	.799	34	47	81	37	76	0	27	8	277	7.3
TOTALS	42	925	104	278	.374	142	184	.772	44	58	102	49	85	0	31	8	356	8.5

Three-point field goals: '97-98, 0-0; '98-99, 6-26 (.231). Totals: 6-26 (.231).

MONTY WILLIAMS

Height: 6-8 Weight: 225 Notre Dame '94 Born Oct. 8, 1971

Acquired: Signed as a free agent on Jan. 23, 1999 Departed: Waived on Feb. 19, 1999

YEAR	GP	MIN	FGM	FGA	PCT	FTM	FTA	PCT	OFF	DEF	REB	AST	PF	DQ	STL	BLK	PTS	AVG
98-99	1	6	0	2	.000	1	2	.500	0	0	0	0	0	0	0	0	1	1.0

Three-point field goals: 0-0.

PETE WILLIAMS

Height: 6-7 Weight: 190 Arizona '85 Born Mar. 10, 1965

Acquired: Drafted, No. 89 overall, in 1985 Departed: Contract expired at the end of the '86-87 season

YEAR	GP	MIN	FGM	FGA	PCT	FTM	FTA	PCT	OFF	DEF	REB	AST	PF	DQ	STL	BLK	PTS	AVG
85-86	53	573	67	111	.604	17	40	.425	47	99	146	14	68	1	19	23	151	2.8
86-87	5	10	1	2	.500	0	0	---	0	1	1	1	1	0	0	0	2	0.4
TOTALS	58	583	68	113	.602	17	40	.425	47	100	147	15	69	1	19	23	153	2.6

Three-point field goals: 0-0.

PLAYOFFS	GP	MIN	FGM	FGA	PCT	FTM	FTA	PCT	OFF	DEF	REB	AST	PF	DQ	STL	BLK	PTS	AVG
1986	4	18	2	4	.500	0	0	---	1	3	4	3	2	0	0	0	4	1.0

Three-point field goals: 0-1 (.000).

REGGIE WILLIAMS

Height: 6-7 Weight: 195 Georgetown '87 Born Mar. 5, 1964

Acquired: Signed as a free agent on Jan. 5, 1991 Departed: Traded to Indiana on Jun. 13, 1996

YEAR	GP	MIN	FGM	FGA	PCT	FTM	FTA	PCT	OFF	DEF	REB	AST	PF	DQ	STL	BLK	PTS	AVG
90-91	51	1542	323	728	.444	131	156	.840	116	131	247	87	189	7	93	30	820	16.1
91-92	81	2623	601	1277	.471	216	269	.803	145	260	405	235	270	4	148	68	1474	18.2
92-93	79	2722	535	1167	.458	238	296	.804	132	296	428	295	284	6	126	76	1341	17.0
93-94	82	2654	418	1014	.412	165	225	.733	98	294	392	300	288	3	117	66	1065	13.0
94-95	74	2198	388	846	.459	132	174	.759	94	235	329	231	264	4	114	67	993	13.4
95-96	52	817	94	254	.370	33	39	.846	25	97	122	74	137	1	34	21	241	4.6
TOTALS	419	12556	2359	5286	.446	915	1159	.789	610	1313	1923	1222	1432	25	632	328	5934	14.2

Three-point field goals: '90-91, 43-131 (.328); '91-92, 56-156 (.359); '92-93, 33-122 (.270); '93-94, 64-230 (.278); '94-95, 85-266 (.320); '95-96, 20-89 (.225)
Totals: 301-994 (.303).

PLAYOFFS	GP	MIN	FGM	FGA	PCT	FTM	FTA	PCT	OFF	DEF	REB	AST	PF	DQ	STL	BLK	PTS	AVG
1994	12	405	62	149	.416	27	35	.771	18	43	61	42	53	1	9	12	171	14.3
1995	3	84	8	36	.222	6	6	1.000	5	11	16	12	11	0	3	1	26	8.7

TOTALS 15 489 70 185 .378 33 41 .805 23 54 77 54 64 1 12 13 197 13.1
Three-point field goals: 1994, 20-50 (.400); 1995, 4-13 (.308). Totals: 24-63 (.369).

ROB WILLIAMS

Height: 6-2 Weight: 175 Houston '83 Born May 5, 1951

Acquired: Drafted, No. 19 overall, in 1982 Departed: Waived on Oct. 23, 1984

YEAR	GP	MIN	FGM	FGA	PCT	FTM	FTA	PCT	OFF	DEF	REB	AST	PF	DQ	STL	BLK	PTS	AVG
82-83	74	1443	191	468	.408	131	174	.753	37	99	136	361	221	4	89	12	515	7.0
83-84	79	1924	309	671	.461	171	209	.818	54	140	194	464	268	4	84	5	804	10.2
TOTALS	153	3367	500	1139	.439	302	383	.789	91	239	330	825	489	8	173	17	1319	8.6

Three-point field goals: '82-83, 2-15 (.133); '83-84, 15-47 (.319). Totals: 17-62 (.274).

PLAYOFFS	GP	MIN	FGM	FGA	PCT	FTM	FTA	PCT	OFF	DEF	REB	AST	PF	DQ	STL	BLK	PTS	AVG
1983	7	134	24	54	.444	7	7	1.000	2	11	13	37	27	1	8	1	57	8.1
1984	5	149	21	47	.447	10	12	.833	5	14	19	24	19	1	3	1	57	11.8

TOTALS 12 283 45 101 .446 17 19 .895 7 25 32 61 46 2 11 2 114 9.5
Three-point field goals: 1983, 2-3 (.667); 1984, 5-13 (.385). Totals: 7-16 (.438).

SCOTT WILLIAMS

Height: 6-10 Weight: 245 North Carolina '90 Born Mar. 21, 1968

Acquired: By trade from Milwaukee on Oct. 22, 2001 Departed: Contract expired at end of '01-02 season

YEAR	GP	MIN	FGM	FGA	PCT	FTM	FTA	PCT	OFF	DEF	REB	AST	PF	DQ	STL	BLK	PTS	AVG
01-02	41	737	86	217	.396	30	41	.732	82	127	209	13	98	1	17	33	202	4.9

Three-point field goals: 0-2 (.000).



SHAMMOND WILLIAMS

Height: 6-1 Weight: 201 North Carolina '98 Born Apr. 5, 1975

Acquired: By trade from Boston on Feb. 20, 2003 Departed: Contract expired at end of '02-03 season

YEAR	GP	MIN	FGM	FGA	PCT	FTM	FTA	PCT	OFF	DEF	REB	AST	PF	DQ	STL	BLK	PTS	AVG
02-03	27	712	94	241	.390	30	45	.667	12	49	61	138	56	0	16	3	255	9.4

Three-point field goals: 37-102 (.363).

SHELDEN WILLIAMS

Height: 6-9 Weight: 250 Duke '06 Born Oct. 21, 1983

Acquired: Signed as a free agent on July 15, 2010 Departed: Traded to New York on Feb. 22, 2011

YEAR	GP	MIN	FGM	FGA	PCT	FTM	FTA	PCT	OFF	DEF	REB	AST	PF	DQ	STL	BLK	PTS	AVG
10-11	42	712	82	181	.453	34	46	.739	74	149	223	19	92	0	18	22	198	4.7

Three-point field goals: 0-0.

KEVIN WILLIS

Height: 7-0 Weight: 245 Michigan state '84 Born Sept. 6, 1962

Acquired: By trade from Toronto on Jan. 12, 2001 Departed: Trade to Milwaukee on Oct. 22, 2001

YEAR	GP	MIN	FGM	FGA	PCT	FTM	FTA	PCT	OFF	DEF	REB	AST	PF	DQ	STL	BLK	PTS	AVG
00-01	43	1059	180	421	.428	52	66	.788	109	200	309	29	138	0	38	31	413	9.6

Three-point field goals: 1-4 (.250).

STEVE WILSON

Height: 6-5 Weight: 185 Hanover (Indiana) '70 Born Oct. 16, 1948

YEAR	GP	MIN	FGM	FGA	PCT	FTM	FTA	PCT	OFF	DEF	REB	AST	PF	DQ	STL	BLK	PTS	AVG
70-71	39	261	52	132	.394	22	41	.537	22	26	48	29	43	1	-	-	134	3.4
71-72	9	36	5	23	.217	4	7	.571	3	1	4	6	9	0	-	-	14	1.6
TOTALS	48	297	57	155	.368	26	48	.542	25	27	52	35	52	1	-	-	148	3.1

Three-point field goals: '70-71, 8-33 (.242); '71-72, 0-2 (.000). Totals: 8-35 (.229).

WILLIE WISE

Height: 6-6 Weight: 215 Drake '69 Born Mar. 3, 1947

Acquired: Signed as a free agent on Sept. 21, 1976 Departed: Traded to Seattle on May 24, 1977

YEAR	GP	MIN	FGM	FGA	PCT	FTM	FTA	PCT	OFF	DEF	REB	AST	PF	DQ	STL	BLK	PTS	AVG
76-77	75	1403	237	513	.462	142	218	.651	76	177	253	142	180	2	60	18	616	8.2
PLAYOFFS	GP	MIN	FGM	FGA	PCT	FTM	FTA	PCT	OFF	DEF	REB	AST	PF	DQ	STL	BLK	PTS	AVG
1977	6	106	14	41	.341	17	25	.880	6	22	28	3	16	0	0	1	45	7.5

GREG WITTMAN

Height: 6-8 Weight: 210 Western Carolina '69 Born May 10, 1947

Departed: Traded to Miami in Jun., 1970

YEAR	GP	MIN	FGM	FGA	PCT	FTM	FTA	PCT	OFF	DEF	REB	AST	PF	DQ	STL	BLK	PTS	AVG
69-70	50	453	80	204	.392	33	59	.542	30	68	98	15	87	2	-	-	196	3.9

Three-point field goals: 4-17 (.235).

PLAYOFFS	GP	MIN	FGM	FGA	PCT	FTM	FTA	PCT	OFF	DEF	REB	AST	PF	DQ	STL	BLK	PTS	AVG
1970	2	4	1	2	.500	1	3	.333	0	0	0	0	2	0	-	-	4	2.0

Three-point field goals: 1-1 (.000).

JOE WOLF

Height: 6-11 Weight: 253 North Carolina '87 Born Dec. 17, 1964

Acquired: Signed as a free agent on Oct. 5, 1990

Departed: Contract expired at end of '91-92 season

Re-Acquired: By trade from Milwaukee on Jun. 25, 1997

Departed: Traded to Indiana on Jun. 13, 1996

YEAR	G	MIN	FGM	FGA	PCT	FTM	FTA	PCT	OFF	DEF	REB	AST	PF	DQ	STL	BLK	PTS	AVG
90-91	74	1593	234	519	.451	69	83	.831	136	264	400	107	244	8	60	31	539	7.3
91-92	67	1160	100	277	.361	53	66	.803	97	143	240	61	124	1	32	14	254	3.8
97-98	57	621	40	121	.331	5	10	.500	36	90	126	30	92	0	20	7	87	1.5
TOTALS	198	3374	374	917	.408	127	159	.799	269	497	766	198	460	9	112	52	880	4.4

Three-point field goals: '90-91, 2-15 (.133); '91-92, 1-11 (.091); '97-98, 2-10 (.200). Totals: 5-36 (.139).

RANDY WOODS

Height: 6-0 Weight: 162 La Salle '92 Born Sept. 23, 1970

Acquired: By trade from L.A. Clippers on Jun. 28, 1995 Departed: Waived on Dec. 21, 1995

YEAR	G	MIN	FGM	FGA	PCT	FTM	FTA	PCT	OFF	DEF	REB	AST	PF	DQ	STL	BLK	PTS	AVG
95-96	8	72	6	22	.273	2	2	1.000	3	3	6	12	13	0	6	1	19	2.4

Three-point field goals: 5-21 (.238).





ALL-TIME ROSTER

ORLANDO WOOLRIDGE

Height: 6-9 Weight: 215 Notre Dame '81 Born Dec. 16, 1959

Acquired: By trade from L.A. Lakers on Aug. 8, 1990 Departed: Traded to Detroit on Aug. 13, 1991

YEAR	G	MIN	FGM	FGA	PCT	FTM	FTA	PCT	OFF	DEF	REB	AST	PF	DQ	STL	BLK	PTS	AVG
90-91	53	1823	490	983	.498	350	439	.797	141	220	361	119	145	2	69	23	1330	25.1

Three-point field goals: 0-4 (.000).

TOM WORKMAN

Height: 6-7 Weight: 218 Seattle '67 Born Nov. 14, 1944

YEAR	G	MIN	FGM	FGA	PCT	FTM	FTA	PCT	OFF	DEF	REB	AST	PF	DQ	STL	BLK	PTS	AVG
70-71	39	489	89	199	.447	57	68	.838	39	94	133	37	81	0	-	-	236	6.1

Three-point field goals: 1-11 (.091).

BRAD WRIGHT

Height: 6-11 Weight: 225 UCLA '85 Born Mar. 27, 1962

YEAR	G	MIN	FGM	FGA	PCT	FTM	FTA	PCT	OFF	DEF	REB	AST	PF	DQ	STL	BLK	PTS	AVG
87-88	2	7	1	5	.200	0	0	---	0	1	1	0	3	0	0	0	2	1.0

Three-point field goals: 0-0.

LONNIE WRIGHT

Height: 6-2 Weight: 205 Colorado State '67 Born Jan. 3, 1944

Departed: Traded to Floridians on Jan. 26, 1971

YEAR	GP	MIN	FGM	FGA	PCT	FTM	FTA	PCT	OFF	DEF	REB	AST	PF	DQ	STL	BLK	PTS	AVG
67-68	38	896	146	346	.422	79	121	.653	-	-	96	68	96	0	-	-	373	9.8
68-69	69	2538	453	1089	.416	205	276	.743	50	240	290	175	250	2	-	-	1130	16.4
69-70	79	2237	393	952	.413	121	175	.691	49	167	216	149	278	7	-	-	961	12.2
70-71	41	769	98	328	.299	53	77	.688	36	53	89	61	86	1	-	-	264	6.4
TOTALS	227	6440	1090	2715	.401	458	649	.706	-	-	691	453	710	10	-	-	2728	12.0

Three-point field goals: '67-68, 2-9 (.282); '68-69, 19-86 (.221); '69-70, 54-193 (.280); '70-71, 15-56 (.268); Totals: 90-344 (.262).

PLAYOFFS	GP	MIN	FGM	FGA	PCT	FTM	FTA	PCT	OFF	DEF	REB	AST	PF	DQ	STL	BLK	PTS	AVG
67-68	5	149	13	50	.260	9	14	.643	-	-	13	10	9	0	-	-	36	7.2
68-69	7	224	31	86	.360	20	28	.714	10	27	37	14	24	0	-	-	84	12.0
69-70	11	334	32	109	.294	18	23	.783	13	19	32	44	33	0	-	-	84	7.6
TOTALS	23	707	76	245	.310	47	65	.723	-	-	82	68	66	0	-	-	204	8.9

Three-point field goals: 67-68, 1-4 (.250); 68-69, 2-8 (.250); 69-70, 2-8 (.250). Totals: 5-20 (.250).

VINCENT YARBROUGH

Height: 6-7 Weight: 205 Tennessee '02 Born Mar. 21, 1981

Acquired: Drafted, No. 33 overall, in 2002 Departed: Waived on Oct. 27, 2003

YEAR	G	MIN	FGM	FGA	PCT	FTM	FTA	PCT	OFF	DEF	REB	AST	PF	DQ	STL	BLK	PTS	AVG
02-03	59	1381	168	428	.393	49	62	.790	36	126	162	130	145	2	57	33	406	6.9

Three-point field goals: 21-78 (.269).

GEORGE ZIDEK

Height: 7-0 Weight: 162 UCLA '95 Born Aug. 2, 1973

Acquired: By trade from Charlotte on Feb. 20, 1997 Departed: Waived on Feb. 28, 1998

YEAR	G	MIN	FGM	FGA	PCT	FTM	FTA	PCT	OFF	DEF	REB	AST	PF	DQ	STL	BLK	PTS	AVG
96-97	16	88	16	33	.485	20	25	.800	10	13	23	5	17	0	1	0	52	3.3
97-98	6	42	4	15	.267	10	12	.833	4	9	13	1	5	0	0	2	18	3.0
TOTALS	22	130	20	48	.417	30	37	.811	14	22	36	6	22	0	1	2	70	3.2

Three-point field goals: 0-0.

A - STATISTICS FOR THAT CATEGORY WERE NOT KEPT THAT YEAR.

X - A PLAYER COULD NOT FOUL OUT OF AN ABA GAME THAT YEAR.



#00

Anthony Cook (1991-93)
Darrell Arthur (2013-Pres.)

#0

Orlando Woolridge (1990-91)
Taurean Green (2007-08)
Gary Forbes (2010-11)
DeMarre Carroll (2011-12)
Aaron Brooks (2014)
Emmanuel Mudiay (2015-Pres.)

#1

Kenny Higgs (1980-82)
Darwin Cook (1988-89)
Eddie Hughes (1989-90)
Corey Gaines (1990-91)
Mark Macon (1991-92)
Adonis Jordan (1993-94)
Mahmoud Abdul-Rauf (1994-96)
Kiwane Garrison (1997-98)
Donnell Harvey (2001-03)
Voshon Lenard (2003-06)
J.R. Smith (2006-09)
Chauncey Billups (2009-11)
Jordan Hamilton (2011-14)
Alonzo Gee (2014-2015)
Jameer Nelson (2015-Pres.)

#2*

Alex English (1979-90)*

#3

Carl Nicks (1980-81)
Mahmoud Abdul-Rauf (1990-94)
Dale Ellis (1994-97)
Harold Ellis (1997-98)
Monty Williams (1998-99)
Tracy Murray (2000-01)
Vincent Yarbrough (2002-03)
DerMarr Johnson (2004-06)
Allen Iverson (2006-09)
Ty Lawson (2009-2015)
Mike Miller (2015-Pres.)

#4

Darrell Walker (1986-87)
Darnell Mee (1993-95)
Tony Battie (1997-98)
Chauncey Billups (1998-00)
Anthony Goldwire (2000-01)
Predrag Savovic (2002-03)
Jeff Trepagnier (2003-04)
Anthony Carter (2006-07)
Kenyon Martin (2007-11)
Randy Foye (2013-2016)

#5

Robert Smith (1977-79)
David Burns (1981-82)
Mike Evans (1982-88)
Terry Mills (1990-91)
Kenny Battle (1990-91)
Roy Marble (1993-94)

#5 (CONT.)

Jalen Rose (1994-96)
McInnis (1996-97)
Anthony Goldwire (1996-98)
Tyson Wheeler (1998-99)
Ron Mercer (1999-00)
Voshon Lenard (2000-02)
Juwan Howard (2002-03, '08-09)
Rodney White (2003-05)
Charles Smith (2005-06)
Yakhouba Diawara (2006-08)
J.R. Smith (2009-2011)
Rudy Fernandez (2011-2012)
Nate Robinson (2014-15)
Will Barton (2015-Pres.)

#6

Walter Davis (1988-92)
Brooks Thompson (1996-97)
Avery Johnson (2001-02)
Junior Harrington (2002-03)
Kenyon Martin (2004-07)
Jason Hart (2008-09)
Maurice Martin (1986-89)
Joe Barry Carroll (1989-90)
Doug Overtone (1995-96)
Kelly McCarty (1998-99)
Kenny Satterfield (2001-03)
Shammond Williams (2002-03)
Earl Boykins (2003-07)
Bobby Jones (2007-08)
Chris Andersen (2008-12)
Erick Green (2014-15)

#7

Billy McKinney (1980-82)
Eldridge Recasner (1994-95)
Don MacLean (1995-96)
Corey Alexander (1997-00)
Juwan Howard (2001-02)
Rodney White (2002-03)
Greg Buckner (2004-06)
Jamal Sampson (2006-07)
Chauncey Billups (2008-09)
Al Harrington (2010-12)
J.J. Hickson (2013-2016)

#8

Bison Dele (1993-95)
Rastko Cvetkovic (1995-96)
Sarunas Marciulionis (1996-97)
Chris Herren (1999-00)
Earl Watson (2005-06)
Joe Smith (2006-07)
DerMarr Johnson (2006-07)
Danilo Gallinari (2010-Pres.)

#9

Greg Grant (1994-95, '95-96)
Tariq Abdul-Wahad (1999-02)
Mark Bryant (2002-03)
Bryon Russell (2004-06)
Andre Iguodala (2012-13)
JaKarr Sampson (2016-Pres.)

#10

Grant Simmons (1967-68)
Wayne Chapman (1970-71)
Al Smith (1971-74)
Don Washington (1974-75)
Jim Bradley (1975-76)

#10 (CONT.)

Marvin Webster (1975-77)
Ralph Simpson (1977-78)
John Kuester (1978-79)
John Roche (1979-81)
Keith Edmonson (1983-84)
Willie White (1984-86)
Scott Hastings (1991-93)
Randy Woods (1995-96)
Tim Hardaway (2001-02)
Wesley Person (2004-05)
Howard Easley (2005-06)
Julyan Stone (2011-13)
Nate Robinson (2013-14)
Arron Afflalo (2014-15)

#11

Bob Verga (1968-69)
Floyd Theard (1969-70)
Larry Brown (1970-72)
Chuck Williams (1971-77)
Charles Scott (1978-80)
Maurice Martin (1986-89)
Joe Barry Carroll (1989-90)
Doug Overtone (1995-96)
Kelly McCarty (1998-99)
Kenny Satterfield (2001-03)
Shammond Williams (2002-03)
Earl Boykins (2003-07)
Bobby Jones (2007-08)
Chris Andersen (2008-12)
Erick Green (2014-15)

#12

Chuck Gardner (1967-68)
John Fairchild (1968-69)
Lavern Tart (1968-69)
Steve Wilson (1970-72)
Warren Jabali (1971-73)
Ted McClain (1976-77)
Lafayette "Fat" Lever (1984-90)
Winston Garland (1991-92)
Mark Macon (1992-93)
Chris Whitney (2002-03)
Chris Andersen (2003-04)
Luis Flores (2004-05)
Chuck Atkins (2007-09)
DJ Augustin (2016)

#13

Julius Kye (1972-74)
Monte Towe (1975-77)
Mark Jackson (1996-97)
Jimmy King (1996-97)
Bobby Jackson (1997-98)
Keon Clark (1998-99)
Sonny Weems (2008-09)
Corey Brewer (2011-13)

#14

John Morrison (1967-68)
Cliff Anderson (1969-70)
Art Becker (1970-72)

#14 (CONT.)

Dan Hester (1970-71)
Dave Bustion (1972-73)
Roland "Fatty" Taylor (1974-77)
Brian Taylor (1977-78)
Michael Adams (1987-91)
Robert Pack (1992-95, '00-01)
Eric Murdock (1996-97)
Melvin Booker (1996-97)
Elmer Bennett (1996-97)
Eric Washington (1997-99)
Devin Brown (2002-03)
Joey Graham (2009-10)
Gary Harris (2014-Pres.)

#15

Pat McFarland (1973-75)
Jimmy Foster (1975-76)
Jim Price (1976-78)
Eddie Hughes (1988-89)
Avery Johnson (1990-91)
Danny Fortson (1997-99)
Keon Clark (1999-01)
Chris Andersen (2001-03)
Carmelo Anthony (2003-11)
Anthony Randolph (2012-14)
Nikola Jokic (2015-Pres.)

#16

Kostas Papanikolaou (2015)

#17

Vincent Askew (1996-97)
Joe Wolf (1997-98)
Johnny Taylor (1998-00)

#19

Lonnie Lynn (1969-70)

#20

Lefty Thomas (1967-68)
Frank Card (1971-73)
Mack Calvin (1974-75, '76-78)
Roger Brown (1975-76)
George Johnson (1979-80)
Dwight Anderson (1982-83)
Elston Turner (1984-86, '88-89)
LaPhonso Ellis (1992-98)
Jeff Trepagnier (2002-03)
Jon Barry (2003-04)
Raymond Felton (2010-11)
Ian Clark (2015)

#21

Claude Terry (1972-76)
Anthony Roberts (1977-80)
Rob Williams (1985-86)
Todd Lichti (1989-92)
Tom Hammonds (1992-97)
Dean Garrett (1997-98)
Carl Herrera (1998-99)
George McCloud (1999-02)
Adam Harrington (2002-03)
Eduardo Najera (2005-08)
Wilson Chandler (2010-Pres.)





ALL-TIME NUMBERS

#22

Julian Hammond (1967-68, '71-72)
Mike Green (1973-75)
Gus Gerard (1975-77)
Geoff Crompton (1978-79)
Glen Gondrezick (1979-80, '82-83)
Otis Smith (1986-88)
David Greenwood (1988-89)
Tim Legler (1990-91)
Craig Neal (1990-91)
Jim Farmer (1990-91, '93-94)
Ricky Pierce (1996-97)
Johnny Newman (1997-98)
Nikoloz Tskitishvili (2002-05)
Ruben Patterson (2005-06)
Von Wafer (2007-08)
Jamaal Franklin (2015)

#23

Jeff Congdon (1967-68; '69-70)
John Barnhill (1970-71)
Steve Mix (1971-72)
Steve Jones (1973-74)
T.R. Dunn (1980-88; '89-91)
Bryant Smith (1992-00)
Marcus Camby (2002-08)
Shelden Williams (2010-11)
Jusuf Nurkic (2014-Pres.)

#24

Tom Hoover (1967-68)
Bill McGill (1968-69)
Spencer Haywood (1969-70)
Dwight Waller (1970-72)
John Q. Trapp (1972-73)
Bobby Jones (1974-78)
Gary Garland (1979-80)
Bill Hanzlik (1982-91)
Todd Lichti (1992-93)
Antonio McDyess (1995-97, '98-02, '08-09)
Andre Miller ('03-06, '11-14)
Jan Vesely (2014)

#25

Dave Robisch (1971-75, '80-84)
Dan Issel (1975-76)
George Zidek (1996-98)
Roy Rogers (1999-00)
Zendon Hamilton (2001-02)
John Crotty (2002-03)
Steve Blake (2006-07)
Anthony Carter (2006-11)
Timofey Mozgov (2010-2015)

#27

Elmore Spencer (1995-96)
Mengke Bateer (2001-02)
Johan Petro (2008-10)

#28

Robert Werdann (1992-93)
Jameer Nelson (2014-15)

#29

Calbert Cheaney (2000-02)
Mike Wilks (2007-08)

#30

Ron Horn (1967-68)
R.B. Lynam (1967-68)
Richie Moore (1967-68)
Ken Wilburn (1968-69)
Tom Workman (1970-71)
Willie Long (1972-74)
George Irvine (1975-76)
Jacky Dorsey (1977-78)
Darnell Hillman (1977-78)
Norman Cook (1977-78)
George McGinnis (1978-81)
Anthony Roberts (1983-84)
Jay Vincent (1987-89)
Marcus Liberty (1990-94)
Kenny Smith (1996-97)
Priest Lauderdale (1997-98)
Mark Strickland (2000-01)
Carlos Arroyo (2001-02)
Mark Blount (2002-03)
Reggie Evans (2005-07)
Dahntay Jones (2008-09)
Malik Allen (2009-10)
Quincy Miller (2012-14)

#31

Marv Roberts (1971-74)
Maurice "Bo" Ellis (1977-80)
Pete Williams (1985-87)
Andre Moore (1987-88)
Nick Van Exel (1998-02)
Nenê (2002-2012)

#32

Larry Jones (1967-70)
Jan Van Breda Kolff (1974-75)
Bobby Wilkerson (1977-80)
Howard Carter (1983-84)
Mark Alarie (1986-87)
Eric Williams (1997-99)
Chris Gatling (1999-00)
Garth Joseph (2000-01)
Ryan Bowen (2001-04)
Julius Hodge (2005-07)
Renaldo Balkman (2008-11)

#33*

Don Sidle (1970-71)
David Thompson (1975-82)*
Ken Dennard (1983-84)
Calvin Natt (1984-89)
Greg Anderson (1990-92)

#34

Walt Piatkowski (1968-70)
Cedric Hordges (1980-82)
Dan Schayes (1982-90)
Anthony Mason (1990-91)
Reggie Williams (1990-96)
Loren Meyer (1998-99)
Isaiah Rider (2001-02)
Jelani McCoy (2007-08)
Melvin Ely (2010-11)
JaVale McGee (2012-15)

#35

Larry Cannon (1970-71)
Paul Silas (1976-77)
Kim Hughes (1978-81)
Richard Anderson (1983-84)
Joe Kopicki (1984-85)
Brad Wright (1987-88)
Michael Brooks (1987-88)
Jerome Lane (1988-92)
Reggie Slater (1994-95)
Darvin Ham (1996-97)
Cheikh Samb (2008-09)
Kenneth Faried (2011-Pres.)

#36

Shawnelle Scott (2001-02)

#40*

Byron Beck (1967-77)*

#41

Tom Boswell (1978-80)
Arvid Kramer (1979-80)
Blair Rasmussen (1985-91)
LaSalle Thompson (1996-97)
James Posey (1999-03)
Mark Pope (2003-04)
Kosta Koufos (2010-13)

#42

Lonnie Wright (1967-68, '70-71)
Willie Wise (1976-77)
Ron Valentine (1980-81)
Wayne Cooper (1984-89)
Mike Higgins (1989-90)
Joe Wolf (1990-92)
Mark Randall (1993-94; '94-95)
Ryan Bowen (1999-01)
Scott Williams (2001-02)

#43

James Ray (1980-83)
Wayne Englestad (1988-89)
Kevin Brooks (1991-94)
Kevin Willis (2000-01)
Linas Kleiza (2005-09)

#44*

Willie Murrell (1967-68)
Willie Rogers (1968-69)

#44 (CONT.)

Ben Warley (1969-70)
Ralph Simpson (1970-76)
Dan Issel (1976-85)*

#45

Tom LaGarde (1977-78)
Jawann Oldham (1980-81)
Tim Kempton (1989-90)
Anthony Cook (1990-91)
Gary Plummer (1992-93)
Mark Randall (1993-94)
Raef LaFrentz (1998-02)
Steven Hunter (2007-09)

#50

Tom Bowens (1967-68)
Charlie Parks (1968-69)
Julius Keye (1970-71)
Steve Mix (1971-72)
Steve Scheffler (1991-92)
Reggie Slater (1995-96)
Matt Fish (1995-96)
Ervin Johnson (1996-97)
Dan McClintock (2000-01)

#51

Michael Doleac (2003-04)

#52

Larry Bunce (1968-69)
Julius Keye (1969-70)

#53

Rich Kelley (1982-83)
Cliff Levingston (1994-95)
Jerome Allen (1996-97)

#54

Wayne Hightower (1967-69)
Greg Wittman (1969-70)
Rodney Rogers (1993-95)
Ronald "Popeye" Jones (1999-00)
Terry Davis (2000-01)

#55

Phil Hicks (1978-79)
Kiki Vandeweghe (1980-84)
Dikembe Mutombo (1991-96)
Aaron Williams (1996-97)

#56

Francisco Elson (2003-06)

#77

Joffrey Lauvergne (2015-2016)

#94

Evan Fournier (2012-14)

*Number retired in his honor



NORTH CAROLINA (15)

Larry Brown (1970-72)
Geoff Crompton (1977-78)
Walter Davis (1988-92)
Raymond Felton (2010-11)
Bobby Jones (1974-78)
John Kuester (1978-79)
Tom Lagarde (1977-78)
Ty Lawson (2009-2015)
Jeff McInnis (1996-97)
Charles Scott (1978-80)
Kenny Smith (1996-97)
Don Washington (1974-75)
Scott Williams (2001-02)
Shammond Williams (2002-03)
Joe Wolf (1990-92; '97-98)

UCLA (9)

Arron Afflalo (2009-2012; 2014-15)
David Greenwood (1988-89)
Don MacLean (1995-96)
Jelani McCoy (2007-08)
Tracy Murray (2000-01)
Kiki Vandeweghe (1980-84)
Earl Watson (2005-06)
Brad Wright (1987-88)
George Zidek (1996-98)

KANSAS (8)

Darrell Arthur (2013-Pres.)
Roger Brown (1975-76)
Norman Cook (1977-78)
Wayne Hightower (1967-69)
Adonis Jordan (1993-94)
Raef LaFrentz (1998-02)
Mark Randall (1993-95)
Dave Robisch (1971-75; '80-84)

CINCINNATI (7)

Sean Kilpatrick (2016)
Danny Fortson (1997-99)
DerMarr Johnson (2004-07)
Kenyon Martin (2004-2011)
Ruben Patterson (2005-06)
Kenny Satterfield (2001-02)
Nick Van Exel (1998-02)

ALABAMA (6)

T.R. Dunn (1980-91)
Jim Farmer (1990-91; '93-94)
Alonzo Gee (2014-15)
Antonio McDyess (1995-97; '98-02)
Roy Rogers (1999-00)
Eric Washington (1997-99)

LA SALLE (6)

Michael Brooks (1987-88)
Larry Cannon (1970-71)
Tim Legler (1990-91)
Doug Overton (1995-96)
Fatty Taylor (1974-75; '76-77)
Randy Woods (1995-96)

UNLV (6)

Keon Clark (1998-01)
Glen Gondrezick (1979-83)
Isaiah Rider (2001-02)
Robert Smith (1977-79)
Elmore Spencer (1995-96)
John Q. Trapp (1972-73)

NOTRE DAME (6)

Elmer Bennett (1996-97)
LaPhonso Ellis (1992-98)
Bill Hanzlik (1982-91)
Tim Kempton (1989-90)
Monty Williams (1998-99)
Orlando Woolridge (1990-91)

ST. JOHN'S (6)

JaKarr Sampson (2016-Pres.)
Zendon Hamilton (2001-02)
Mark Jackson (1996-97)
George Johnson (1979-80)
Shawnelle Scott (2001-02)
Robert Werdann (1992-93)

TENNESSEE STATE (6)

John Barnhill (1970-71)
Anthony Mason (1990-91)
Ted McClain (1976-77)
Lefty Thomas (1967-68)
Dwight Waller (1969-70; '71-72)
Ben Warley (1969-70)

DUKE (5)

Mark Alarie (1986-87)
Ken Dennard (1983-84)
Dahntay Jones (2008-09)
Bob Verga (1968-69)
Shelden Williams (2010-11)

INDIANA (5)

Calbert Cheaney (2000-02)
Dean Garrett (1997-98)
Ron Horn (1967-68)
George McGinnis (1978-80)
Bobby Wilkerson (1977-80)

LOUISIANA STATE (5)

Mahmoud Abdul-Rauf (1990-96)
Howard Carter (1983-84)
Dan Hester (1970-71)
Kenny Higgs (1980-82)
Anthony Randolph (2012-14)

SOUTH CAROLINA (5)

Renaldo Balkman (2008-11)
Tom Boswell (1978-80)
Alex English (1979-90)
Cedric Hordges (1980-82)
John Roche (1979-82)

ARIZONA (4)

Anthony Cook (1990-93)
Bison Dele (1993-95)
Andre Iguodala (2012-13)
Pete Williams (1985-87)

FLORIDA (4)

Mike Miller (2015-Pres.)
Corey Brewer (2011-13)
Taurean Green (2007-08)
Donnell Harvey (2001-03)

HOUSTON (4)

Greg Anderson (1990-92)
Anthony Goldwire (1996-98; '00-01)
Carl Herrera (1998-99)
Rob Williams (1982-84)

MICHIGAN (4)

Juwana Howard (2001-03; '08-09)
Jimmy King (1996-97)
Terry Mills (1990-91)
Jalen Rose (1994-96)

MICHIGAN STATE (4)

Gary Harris (2014-Pres.)
Ralph Simpson (1970-78)
Jay Vincent (1987-89)
Kevin Willis (2000-01)

NORTH CAROLINA STATE (4)

J.J. Hickson (2013-2016)
Julius Hodge (2005-07)
David Thompson (1975-82)
Monte Towe (1975-77)

SOUTHERN CALIFORNIA (4)

Dwight Anderson (1982-83)
Mack Calvin (1974-75; '76-78)
Robert Pack (1992-95; '00-01)
Jeff Trepagnier (2002-04)

ST. JOSEPH'S (PA) (4)

Jameer Nelson (2015-Pres.)
Cliff Anderson (1969-70)
Maurice Martin (1986-89)
Pat McFarland (1973-75)

SYRACUSE (4)

Carmelo Anthony (2003-11)
Jason Hart (2008-09)
Dan Schayes (1982-90)
Stephen Thompson (1989-90)

VIRGINIA (4)

Cory Alexander (1997-00)
John Crotty (2002-03)
Gus Gerard (1975-77)
Bryant Stith (1992-00)

WASHINGTON (4)

George Irvine (1975-76)
Bobby Jones (2007-08)
Eldridge Recasner (1994-95)
Nate Robinson (2013-15)

ARKANSAS (3)

Scott Hastings (1991-93)
Darrell Walker (1986-87)
Sonny Weems (2008-09)

COLORADO (3)

Chauncey Billups (1998-00; '08-11)
Chuck Gardner (1967-68)
Chuck Williams (1971-72; '75-77)

DEPAUL (3)

Wilson Chandler (2010-Pres.)
Gary Garland (1979-80)
Steven Hunter (2007-09)

GEORGIA TECH (3)

Jon Barry (2003-04)
Craig Neal (1990-91)
Tom Hammonds (1992-97)

GEORGETOWN (3)

Dikembe Mutombo (1991-96)
Reggie Williams (1990-96)
Allen Iverson (2006-09)





ALL-TIME COLLEGIATE ROSTER

ILLINOIS (3)

Kenny Battle (1990-91)
Kiwane Garriss (1997-98)
Marcus Liberty (1990-94)

IOWA (3)

Ryan Bowen (1999-04)
Reggie Evans (2005-07)
Roy Marble (1993-94)

KENTUCKY (3)

Dan Issel (1975-85)
Ron Mercer (1999-00)
Mark Pope (2003-05)

MISSOURI (3)

Melvin Booker (1996-97)
DeMarre Carroll (2011-12)
Linus Kleiza (2005-09)

OKLAHOMA (3)

Willie Rogers (1968-69)
Don Sidle (1970-71)
Eduardo Najera (2005-08)

OREGON (3)

Aaron Brooks (2014)
Steve Jones (1973-74)
Blair Rasmussen (1985-91)

PURDUE (3)

Joe Barry Carroll (1989-90)
Keith Edmonson (1983-84)
Steve Scheffler (1991-92)

STANFORD (3)

Rich Kelley (1982-83)
Todd Lichti (1989-93)
Claude Terry (1972-76)

TEXAS (3)

DJ Augustin (2016)
Jordan Hamilton (2011-14)
LaSalle Thompson (1996-97)

UTAH (3)

Michael Doleac (2003-04)
Bill McGill (1968-69)
Andre Miller ('03-07, '11-14)

VILLANOVA (3)

Randy Foye (2013-2016)
Malik Allen (2009-10)
Tom Hoover (1967-68)

ARIZONA STATE (2)

Art Becker (1970-72)
Fat Lever (1984-90)

AUBURN (2)

Adam Harrington (2002-03)
Wesley Person (2004-05)

BOSTON COLLEGE (2)

Michael Adams (1987-91)
Howard Easley (2005-06)

BRADLEY (2)

Al Smith (1971-74)
Lavern Tart (1968-69)

BRIGHAM YOUNG (2)

Jeff Congdon (1967-70)
John Fairchild (1968-69)

CALIFORNIA (2)

Francisco Elson (2003-06)
Jamal Sampson (2006-07)

CENTRAL STATE (OH) (2)

Priest Lauderdale (1997-98)
Ken Wilburn (1968-69)

CLEMSON (2)

Greg Buckner (2004-06)
Chris Whitney (2002-03)

COLORADO STATE (2)

Eddie Hughes (1988-90)
Lonnie Wright (1967-71)

DENVER (2)

Byron Beck (1967-77)
Dave Bustion (1972-73)

DETROIT (2)

Spencer Haywood (1969-70)
Joe Kopicki (1984-85)

FLORIDA STATE (2)

George McCloud (1999-02)
Von Wafer (2007-08)

FRESNO STATE (2)

Melvin Ely (2010-11)
Chris Herren (1999-00)

HAWAII (2)

Anthony Carter (2006-11)
Predrag Savovic (2002-03)

JACKSONVILLE (2)

James Ray (1980-83)
Otis Smith (1986-88)

KANSAS STATE (2)

Mike Evans (1982-88)
Willie Murrell (1967-68)

MARYLAND (2)

Steve Blake (2006-07)
Joe Smith (2006-07)

MASSACHUSETTS (2)

Marcus Camby (2002-08)
Gary Forbes (2010-11)

MINNESOTA (2)

Bobby Jackson (1997-98)
Voshon Lenard (2000-02, '03-06)

MEMPHIS (2)

Vincent Askew (1996-97)
Will Barton (2015-Pres.)

NEW MEXICO (2)

Willie Long (1972-74)
Charles Smith (2005-06)

NEW ORLEANS (2)

Wayne Cooper (1984-89)
Ervin Johnson (1996-97)

OKLAHOMA STATE (2)

Joey Graham (2009-10)
Brooks Thompson (1996-97)

OLD DOMINION (2)

Chris Gatling (1999-00)
Ron Valentine (1980-81)

PITTSBURGH (2)

Mark Blount (2002-03)
Jerome Lane (1988-92)

PROVIDENCE (2)

Eric Murdock (1996-97)
Eric Williams (1997-99)

RICE (2)

Ricky Pierce (1996-97)
Mike Wilks (2007-08)

SAN JOSE STATE (2)

Tariq Abdul-Wahad (1999-02)
Darnell Hillman (1977-78)

SEATTLE (2)

Jawann Oldham (1980-81)
Tom Workman (1970-71)

SOUTH CAROLINA STATE (2)

Frank Card (1971-73)
Julius Keye (1969-74)

TEMPLE (2)

Mark Macon (1991-94)
Mark Strickland (2000-01)

TENNESSEE (2)

Dale Ellis (1994-97)
Vincent Yarbrough (2002-03)

TENNESSEE-CHATTANOOGA (2)

Johnny Taylor (1998-00)
Willie White (1984-86)

TEXAS-EL PASO (2)

Tim Hardaway (2001-02)
Judyann Stone (2011-13)

TEXAS TECH (2)

Tony Battie (1997-98)
Darvin Ham (1996-97)

TOLEDO (2)

Larry Jones (1967-70)
Steve Mix (1971-72)

UTAH STATE (2)

Larry Buncie (1968-69)
Marv Roberts (1971-74)

WESTERN KENTUCKY (2)

Wayne Chapman (1970-71)
Darnell Mee (1993-95)

WICHITA STATE (2)

Warren Jabali (1972-74)
Cliff Levingston (1994-95)

XAVIER (OH) (2)

James Posey (1999-03)
Aaron Williams (1996-97)





AUGUSTANA (1)

Anvid Kramer (1979-80)

BAYLOR (1)

Quincy Miller (2012-14)

BELMONT (1)

Ian Clark (2015)

BLINN (TX) J.C. (1)

Chris Andersen (2001-04, '08-12)

BOWLING GREEN (1)

Walt Piatkowski (1969-70)

BOSTON (1)

Gary Plummer (1992-93)

UC-IRVINE (1)

Wayne Englestad (1988-89)

UC-SANTA BARBARA (1)

Richard Anderson (1983-84)

CANISIUS (1)

John Morrison (1967-68)

CHARLOTTE (1)

Rodney White (2002-05)

COLLEGE OF ST. ROSE (1)

Garth Joseph (2000-01)

CONNECTICUT (1)

Jimmy Foster (1975-76)

CREIGHTON (1)

Paul Silas (1975-76)

DRAKE (1)

Willie Wise (1976-77)

EASTERN CAROLINA (1)

Greg Wittman (1969-70)

EASTERN MICHIGAN (1)

Earl Boykins (2003-07)

FLORIDA INTERNATIONAL (1)

Carlos Arroyo (2001-02)

GEORGIA (1)

Jacky Dorsey (1977-78)

GRAMBLING (1)

Tom Bowens (1967-68)

HANOVER (IN) (1)

Steve Wilson (1970-72)

HIRAM SCOTT (1)

Richie Moore (1967-68)

IDAHO STATE (1)

Charley Parks (1968-69)

INDIANA STATE (1)

Carl Nicks (1980-81)

IOWA STATE (1)

Loren Meyer (1998-99)

KENTUCKY STATE (1)

Floyd Theard (1969-70)

LONG BEACH STATE (1)

Bryon Russell (2004-06)

LOUISIANA TECH (1)

Mike Green (1973-75)

LOUISVILLE (1)

Jim Price (1976-78)

LOYOLA, CHICAGO (1)

Andre Moore (1987-88)

LOYOLA, MARYMOUNT (1)

Corey Gaines (1990-91)

MANHATTAN (1)

Luis Flores (2004-05)

MARQUETTE (1)

Bo Ellis (1977-80)

MISSISSIPPI (1)

Elston Turner (1984-86, '88-89)

MOREHEAD ST. (1)

Kenneth Faried (2011-Pres.)

MOREHOUSE (1)

Harold Ellis (1997-98)

MORGAN STATE (1)

Marvin Webster (1975-77)

MURRAY STATE (1)

Ronald "Popeye" Jones (1999-00)

NEBRASKA (1)

Grant Simmons (1967-69)

NEVADA (1)

JaVale McGee (2012-2015)

UNC-WILMINGTON (1)

Matt Fish (1995-96)

NE LOUISIANA (1)

Calvin Natt (1984-89)

NORTHERN ARIZONA (1)

Dan McClintock (2000-01)

NORTHERN COLORADO (1)

Mike Higgins (1989-90)

NORTHERN ILLINOIS (1)

Jim Bradley (1975-76)

NORTHWESTERN (1)

Billy McKinney (1980-83)

OHIO STATE (1)

Kosta Koufos (2010-13)

OKLAHOMA BAPTIST (1)

R.B. Lynam (1967-68)

ORAL ROBERTS (1)

Anthony Roberts (1977-80, '83-84)

PENNSYLVANIA (1)

Jerome Allen (1996-97)

PEPPERDINE (1)

Yakhouba Diawara (2006-08)

PORTLAND (1)

Darwin Cook (1988-89)

PRINCETON (1)

Brian Taylor (1977-78)

RHODE ISLAND (1)

Tyson Wheeler (1998-99)

RICHMOND (1)

Johnny Newman (1997-98)

SAINT LOUIS (1)

David Burns (1981-82)

SAN DIEGO STATE (1)

Jamaal Franklin (2015)

SETON HALL (1)

Mark Bryant (1981-83)

SOUTH FLORIDA (1)

Chucky Atkins (2007-09)

SOUTHERN (1)

Avery Johnson (1990-91)

SOUTHERN MISSISSIPPI (1)

Kelly McCarty (1998-99)

SOUTHWEST MISSOURI ST. (1)

Winston Garland (1991-92)

SOUTHWEST LOUISIANA (1)

Kevin Brooks (1991-94)

TEXAS-SAN ANTONIO (1)

Devin Brown (2002-03)

TRENTON STATE (NJ) (1)

Greg Grant (1994-95, '95-96)

TULANE (1)

Phil Hicks (1978-79)

TULSA (1)

Julian Hammond (1967-72)

VANDERBILT (1)

Jan Van Breda Kolff (1974-75)

VIRGINIA TECH (1)

Erick Green (2014-2015)

VIRGINIA UNION (1)

Terry Davis (2000-01)

WAKE FOREST (1)

Rodney Rogers (1993-95)

WILBERFORCE (1)

Lonnie Lynn (1969-70)

WINGATE (1)

Junior Harrington (2002-03)

WISCONSIN (1)

Kim Hughes (1978-81)

WYOMING (1)

Reggie Slater (1994-95, '95-96)





NBA DRAFT HISTORY

1977 NBA DRAFT

ROUND	OVERALL PICK	PLAYER, SCHOOL
1	9	Tom LaGarde, F, North Carolina *
1	21	Anthony Roberts, F, Oral Roberts *
3	65	Robert Smith, G, UNLV *
5	109	John Billips, G, Mississippi
6	130	Jim Town, F, Massachusetts
7	148	Willie High, Alabama State
8	169	Len Saunders, G, Florida

1978 NBA DRAFT

ROUND	OVERALL PICK	PLAYER, SCHOOL
1	17	Rod Griffin, F, Wake Forest
1	21	Mike Evans, G, Kansas State *
3	46	Hollis Copeland, F, Rutgers
5	106	Mike Edwards, G, Pan American
6	127	Robert Heard, G, Columbus College (GA.)
7	148	Jack Gilloon, G, South Carolina
8	166	Larry Vaculik, F, Colorado
9	183	Tom Schneberger, F, Air Force
10	198	Phil Taylor, F, Arizona

1979 NBA DRAFT

ROUND	OVERALL PICK	PLAYER, SCHOOL
2	30	Gary Garland, G, DePaul *
5	102	Larry Williams, F, Louisville
6	122	Odell Ball, C, Marquette
7	144	John Johnson, G, Creighton
8	162	Matt Teahan, F, Denver
9	179	Emmett Lewis, G, Colorado

1980 NBA DRAFT

ROUND	OVERALL PICK	PLAYER, SCHOOL
1	5	James Ray, F, Jacksonville *
1	23	Carl Nicks, G, Indiana State *
2	41	Jawaan Oldham, C, Seattle *
3	47	Kurt Nimphius, C, Arizona State
3	48	Eddie Lee, G, Cincinnati
3	51	Ron Valentine, F, Old Dominion *
4	73	Sammy Ellis, F, Pittsburgh
5	97	James Patrick, G, St. Thoms Texas State
6	119	Ernie Hill, G, Oklahoma City
7	143	Tommy Springer, G, Vanderbilt
9	184	Jim Graziano, F, South Carolina
10	202	Earl Sango, F, Regis College (Denver)

1981 NBA DRAFT

ROUND	OVERALL PICK	PLAYER, SCHOOL
2	34	Kenneth Green, F, Texas Pan American
5	101	Willie Sims, G, Louisiana State
6	124	Alonzo Weatherly, F, Denver
7	147	Greg Manning, G, Maryland
8	169	Curtis Redding, G, St. John's
9	191	Andrew Burton, G, Austin Peay
10	211	Derrick Rowland, F, Potsdam State

1982 NBA DRAFT

ROUND	OVERALL PICK	PLAYER, SCHOOL
1	19	Rob Williams, G, Houston *
3	62	Roylin Bond, G, Pepperdine
4	84	Alford Turner, G, Southwest Louisiana
5	109	Bill Duffy, G, Santa Clara
6	131	Chris Brust, F, North Carolina
7	153	Jeb Barlow, F, North Carolina
8	178	Donnie Speer, F, Alabama-Birmingham
9	200	Dean Sears, F, UCLA
10	220	Mike Philips, G, Niagara

1983 NBA DRAFT

ROUND	OVERALL PICK	PLAYER, SCHOOL
1	15	Howard Carter, G, Louisiana State *
2	37	David Russell, F, St. John's
3	61	David Little, F, Oklahoma
4	83	York Gross, G, Cal-Santa Barbara
5	107	James Braddock, G, North Carolina
6	129	Glen Green, F, Murray State
7	153	Maurice McDaniell, F, Catawba College
8	175	Cliff Tribus, C, Davidson
9	198	Bobby Van Noy, F, Catawba College
10	218	Cleveland McCrae, F, Catawba College

1984 NBA DRAFT

ROUND	OVERALL PICK	PLAYER, SCHOOL
2	42	Willie White, G, Tenn.-Chattanooga *
4	79	Karl Tilleman, G, Calgary
5	103	Prince Bridges, G, Missouri
6	125	Willie Burton, F, Tennessee
7	149	Mark Simpson, F, Catawba College
8	171	Bill Wendlandt, F, Texas
9	194	Cecil Exum, F, North Carolina
10	215	Dexter Bailey, G, Xavier (Ohio)

1985 NBA DRAFT

ROUND	OVERALL PICK	PLAYER, SCHOOL
1	15	Blair Rasmussen, C, Oregon *
2	43	Barry Stevens, G, Iowa State
4	89	Pete Williams, F, Arizona *
5	112	Kenny Brown, G, Texas A&M
6	135	Joe Carrobino, F, Harvard
7	158	Eddie Smith, F, Arizona





1986 NBA DRAFT

ROUND	OVERALL PICK	PLAYER, SCHOOL
1	16	Maurice Martin, G, St. Joseph's *
1	18	Mark Alarie, F, Duke *
2	41	Otis Smith, G, Jacksonville *
3	64	Don Redden, F, Louisiana State
4	87	Anthony Watson, G, San Diego State
5	110	Jon Collins, G, Eastern Illinois
6	133	Anthony Frederick, F, Pepperdine
7	156	Mike Marshall, G, McNeese State

1987 NBA DRAFT

ROUND	OVERALL PICK	PLAYER, SCHOOL
2	31	Andre Moore, F, Loyola (Chicago) *
3	54	Tom Schafer, F, Iowa State
4	77	David Boone, F, Marquette
5	100	Ronnie Grandison, F, New Orleans
6	123	Kelvin Scarborough, G, New Mexico
7	156	Curtis Hunter, G, North Carolina

1988 NBA DRAFT

ROUND	OVERALL PICK	PLAYER, SCHOOL
1	23	Jerome Lane, F, Pittsburgh *
2	43	Todd Mitchell, F, Purdue
2	47	Vernon Maxwell, G, Florida @
3	66	Dwight Boyd, G, Memphis State

1989 NBA DRAFT

ROUND	OVERALL PICK	PLAYER, SCHOOL
1	15	Todd Lichti, G, Stanford *
2	42	Michael Cutright, G, McNeese State
2	47	Reginald Turner, F, Alabama-Birmingham

1990 NBA DRAFT

ROUND	OVERALL PICK	PLAYER, SCHOOL
1	3	Mahmoud Abdul-Rauf, G, Louisiana State *
2	42	Marcus Liberty, F, Illinois *

1991 NBA DRAFT

ROUND	OVERALL PICK	PLAYER, SCHOOL
1	4	Dikembe Mutombo, C, Georgetown *
1	8	Mark Macon, G, Temple *

1992 NBA DRAFT

ROUND	OVERALL PICK	PLAYER, SCHOOL
1	5	LaPhonso Ellis, F, Notre Dame *
1	13	Bryant Stith, G, Virginia *
2	46	Robert Werdann, C, St. John's *

1993 NBA DRAFT

ROUND	OVERALL PICK	PLAYER, SCHOOL
1	9	Rodney Rogers, F, Wake Forest *
2	43	Josh Grant, F, Utah \$

1994 NBA DRAFT

ROUND	OVERALL PICK	PLAYER, SCHOOL
1	13	Jalen Rose, G/F, Michigan *

1995 NBA DRAFT

ROUND	OVERALL PICK	PLAYER, SCHOOL
1	15	Brent Barry, G/F, Oregon State #
2	44	Anthony Pelle, C, Fresno State

1996 NBA DRAFT

ROUND	OVERALL PICK	PLAYER, SCHOOL
1	23	Efthimios Rentzias, F, PAOK (Greece)
2	37	Jeff McInnis, G, North Carolina *

1997 NBA DRAFT

ROUND	OVERALL PICK	PLAYER, SCHOOL
1	5	Tony Battie, F, Texas Tech *
2	33	James Cotton, G, Long Beach State !
2	42	Jason Lawson, C, Villanova %

1998 NBA DRAFT

ROUND	OVERALL PICK	PLAYER, SCHOOL
1	3	Raef LaFrentz, F/C, Kansas *
1	23	Tyronn Lue, G, Nebraska ^
2	54	Tremaine Fowlkes, F, Fresno State
2	55	Ryan Bowen, F, Iowa *

1999 NBA DRAFT

ROUND	OVERALL PICK	PLAYER, SCHOOL
1	18	James Posey, F, Xavier (Ohio) *
2	33	Chris Herren, G, Fresno State *
2	41	Francisco Elson, C, California *

2000 NBA DRAFT

ROUND	OVERALL PICK	PLAYER, SCHOOL
1	26	Mamadou N'diaye, C, Auburn
2	53	Dan McClintock, C, Northern Ariz. *

2001 NBA DRAFT

ROUND	OVERALL PICK	PLAYER, SCHOOL
2	47	Ousmane Cisse, F, St. Jude H.S. (Ala.)





NBA DRAFT HISTORY

2002 NBA DRAFT

ROUND	OVERALL PICK	PLAYER, SCHOOL
1	5	Nikoloz Tskitishvili, F. Rep. of Georgia*
1	25	Frank Williams, G, Illinois &
2	33	Vincent Yarbrough, F, Tennessee *

2003 NBA DRAFT

ROUND	OVERALL PICK	PLAYER, SCHOOL
1	3	Carmelo Anthony, F, Syracuse *
2	46	Sani Becirovic, G, Vertus Bologna (Italy)
2		~

2004 NBA DRAFT

ROUND	OVERALL PICK	PLAYER, SCHOOL
1	20	Jameer Nelson, G, St. Josephs +

2005 NBA DRAFT

ROUND	OVERALL PICK	PLAYER, SCHOOL
1	20	Julius Hodge, G/F, N.C. State *
1	22	Jarrett Jack, G, Georgia Tech <
2	52	Axel Hervelle, F, Belgium

2006 NBA DRAFT

ROUND	OVERALL PICK	PLAYER, SCHOOL
2	49	Leon Powe, F, California >

2007 NBA DRAFT

ROUND	OVERALL PICK	PLAYER, SCHOOL
-------	--------------	----------------

Did not have pick

2008 NBA DRAFT

ROUND	OVERALL PICK	PLAYER, SCHOOL
-------	--------------	----------------

Did not have pick {

2009 NBA DRAFT

ROUND	OVERALL PICK	PLAYER, SCHOOL
1		Did not have pick =
2	34	Sergio Llull, G, Spain ?

2010 NBA DRAFT

ROUND	OVERALL PICK	PLAYER, SCHOOL
-------	--------------	----------------

Did not have pick

2011 NBA DRAFT

ROUND	OVERALL PICK	PLAYER, SCHOOL
1	22	Kenneth Faried, F, Morehead State "

2012 NBA DRAFT

ROUND	OVERALL PICK	PLAYER, SCHOOL
1	20	Evan Fournier, G, France*
2	38	Quincy Miller, F, Baylor*
2	50	Izzet Turkyilmaz, F, Turkey

2013 NBA DRAFT

ROUND	OVERALL PICK	PLAYER, SCHOOL
1	27	Rudy Gobert, C, France <

2014 NBA DRAFT

ROUND	OVERALL PICK	PLAYER, SCHOOL
1	11	Doug McDermott, F, Creighton <
2	41	Nikola Jokic, Serbia

2015 NBA DRAFT

ROUND	OVERALL PICK	PLAYER, SCHOOL
1	7	Emmanuel Mudiay, China
2	57	Nikola Radicevic, Serbia

2016 NBA DRAFT

ROUND	OVERALL PICK	PLAYER, SCHOOL
1	7	Jamal Murray, Kentucky
1	16	Juancho Hernandez, Spain
1	19	Malik Beasley, Florida State
2	53	Petr Cornelie, France

* Played for Denver

@ Draft rights traded to San Antonio for a 1989 second-round choice.

\$ Draft rights traded to Golden State for the draft rights to Damell Mee.

Draft rights traded to L.A. Clippers along with Rodney Rogers for Randy Woods and the draft rights to Antonio McDyess.

! Draft rights traded to Seattle with a second-round draft choice in 1998 in exchange for the draft rights to Bobby Jackson.

% Draft rights traded to Orlando in exchange for the draft rights to Eric Washington and a second-round draft choice in 1999.

^ Draft rights traded to L.A. Lakers along with Tony Battie in exchange for Nick Van Exel.

& Draft rights traded to New York along with Antonio McDyess and a future second-round pick in exchange for Marcus Camby, Mark Jackson and the draft rights to Nenê.

~ Draft rights to Xue Yuyang (No. 57 overall) acquired from Dallas in exchange for a 2004 second round draft choice.

+ Draft rights traded to Orlando in exchange for a future first round draft choice.

< Draft rights traded to Portland in exchange for the draft rights to Linas Kleiza and Ricky Sanchez.

> Draft rights traded to Boston in exchange for a second round draft choice in 2007.

{ Draft rights to Sonny Weems (No. 37 overall) acquired from Chicago in exchange for a 2009 second round draft choice.

= Draft rights to Ty Lawson (No. 18 overall) acquired from Minnesota in exchange for a future first round draft choice.

? Draft rights traded to Houston in exchange for cash considerations.

" Acquired Andre Miller from Portland and the draft rights to Jordan Hamilton (No. 25 overall) from Dallas in exchange for Raymond Felton in a three-team draft night deal. Also acquired the draft rights to Chu Chu Medulabum (No. 54 overall) from L.A. Lakers in exchange for a future second round pick.

< Draft rights traded to Utah in exchange for Erick Green (46th pick)

> Draft rights traded to Chicago along with Anthony Randolph in exchange for Jusuf Nurkic (16th pick), Gary Harris (19th pick) and a 2015 second round pick.





1976-77

- | | |
|--|--|
| <p>Aug. 5: Acquired Fatty Taylor from Philadelphia in exchange for a second-round pick in 1977 (Herm Harris).</p> <p>Sept. 15: Acquired Ted McClain from the New York Nets in exchange for a third-round draft choice (Dave Batton) and a fourth-round pick (Walter Jordan) in the 1978 draft & cash.</p> <p>Sept. 21: Traded Claude Terry to Buffalo for future considerations.</p> | <p>Sept. 21: Signed Willie Wise as a free agent. Oct. 5: Waived Jimmy Foster.</p> <p>Oct. 20: Acquired Paul Silas from Boston in a three-team trade that sent Ralph Simpson from Denver to Detroit & Curtis Rowe from Detroit to Boston.</p> <p>Dec. 17: Traded Gus Gerard and Chuck Williams to Buffalo for Jim Price.</p> <p>Feb. 15: Acquired Mack Calvin off waivers from San Antonio.</p> |
|--|--|

1977-78

- | | |
|---|--|
| <p>May 24: Traded Marvin Webster, Paul Silas & Willie Wise to Seattle for Tom Burleson, Bobby Wilkerson and a second-round draft choice in the 1977 draft (Nuggets traded pick to Kansas City who traded it to Chicago, who selected Steve Sheppard).</p> <p>May 25: Traded Tom Burleson & a second-round pick in the 1977 draft (Kings traded pick to Chicago who selected Steve Sheppard) to Kansas City in exchange for Brian Taylor & a first-round pick in the 1977 draft (Tom LaGarde).</p> <p>June 24: Signed Jack Dorsey as a free agent.</p> <p>Aug. 9: Signed Anthony Roberts.</p> <p>Aug. 11: Signed Robert Smith.</p> <p>Aug. 31: Named George Irvine assistant coach.</p> <p>Sept. 4: Signed Tom LaGarde.</p> <p>Sept. 29: Waived Monte Towe.</p> <p>Oct. 6: Obtained a third-round draft choice in 1978 (Hollis Copeland) from Buffalo as compensation for the free agent signing of Ted McClain.</p> | <p>Oct. 11: Acquired Bo Ellis from Washington in exchange for Denver's first pick in 1978 (Dave Corzine).</p> <p>Oct. 17: Waived Byron Beck & Fatty Taylor.</p> <p>Nov. 14: Waived Jack Dorsey.</p> <p>Jan. 30: Waived Robert Smith.</p> <p>Jan. 30: Acquired Darrell Hillman from the New York Nets in exchange for a second-round pick in 1979 (Clint Richardson) & cash.</p> <p>Feb. 1: Acquired Ralph Simpson from Detroit in exchange for Jim Price & a first-round pick in the 1979 draft (Phil Hubbard).</p> <p>Feb. 8: Re-signed Robert Smith.</p> <p>Feb. 15: Brian Taylor, who left team on Jan. 16 was signed as a veteran free agent by San Diego. Denver received two second-round draft choices as compensation.</p> |
|---|--|

1978-79

- | | |
|--|--|
| <p>June 9: Acquired Seattle's first-round pick in the 1978 draft (Rod Griffin) in exchange for Tom LaGarde.</p> <p>June 26: Acquired Ron Boone and a second-round pick in the 1979 draft from Kansas City in exchange for Darrell Hillman and the draft rights to Mike Evans. Traded the pick (Mark Young) and an additional second-round pick in '79 (Oliver Mack) to Los Angeles in exchange for Charlie Scott.</p> <p>July 8: Acquired Geoff Crompton from Kansas City in exchange for Denver's fourth-round pick in 1981 (Kenny Dennard). Signed Kim Hughes as a free agent.</p> | <p>Aug. 16: Traded Bobby Jones & Ralph Simpson to Philadelphia for George McGinnis.</p> <p>Aug. 23: Signed Phil Hicks as a free agent.</p> <p>Sept. 8: Signed Tom Boswell as a free agent.</p> <p>Oct. 12: Waived Mack Calvin and Phil Hicks.</p> <p>Nov. 13: Re-signed Phil Hicks.</p> <p>Jan. 12: Waived Phil Hicks.</p> <p>April 11: Waived Geoff Crompton.</p> |
|--|--|

1979-80

- | | |
|---|---|
| <p>June 14: Received two second-round picks in the 1979 draft (Gary Garland; traded second pick to Chicago who selected Lawrence Butler) from San Diego as compensation for the free-agent signing of Brian Taylor.</p> <p>July 23: Sold two draft choices in the 1979 draft to Chicago.</p> <p>July 27: Signed John Roche as a free agent.</p> <p>Oct. 9: Traded Robert Smith to Utah in exchange for a third-round draft choice in 1980 (Eddie Lee) and a second-round draft choice in 1981 (Kenneth Green).</p> <p>Oct. 19: Acquired George Johnson from Milwaukee for cash.</p> | <p>Nov. 2: Waived Bo Ellis.</p> <p>Nov. 20: Traded Tom Boswell to Utah for a second-round pick in 1980 (Jawaan Oldham).</p> <p>Nov. 24: Re-signed Bo Ellis.</p> <p>Nov. 26: Signed Glen Gondrezick as a free agent.</p> <p>Nov. 27: Waived Anthony Roberts.</p> <p>Feb. 1: Acquired Alex English and a first-round pick in 1980 (Carl Nicks) from Indiana in exchange for George McGinnis.</p> <p>Mar. 2: Signed Arvid Kramer to first of two 10-day contracts.</p> |
|---|---|





1980-81

- | | | | |
|-----------|---|----------|--|
| May 16: | Sold George Johnson to Milwaukee. | Oct. 31: | Acquired Dave Robisch from Cleveland in exchange for Kim Hughes, a third-round choice in the 1981 draft (Mickey Dillard), a second-round choice in the 1982 draft (Cleveland traded the pick to Indiana, who selected Guy Morgan) and future considerations. |
| June 9: | Acquired the rights to Cedrick Hordges from Chicago in exchange for a second-round draft choice in 1981 (Mike Olliver) | Dec. 2: | Re-signed Ron Valentine. Waived Ken Higgs. |
| Aug. 15: | Acquired T.R. Dunn & a first-round draft choice in 1983 (Howard Carter) from Portland in exchange for a first-round draft choice in 1983 (Clyde Drexler) & a second-round choice in 1984 (Steve Colter) | Dec. 8: | Re-signed Ken Higgs. |
| Aug. 18: | Signed Ken Higgs as a free agent. | Dec. 10: | Acquired Kiki Vandeweghe and a first-round pick in 1986 (Maurice Martin) from Dallas in exchange for first-round choices in 1981 (Rolando Blackman) and 1985 (pick was traded to Boston who selected Sam Vincent). |
| Sept. 19: | Waived Gary Garland. | Dec. 22: | Traded Carl Nicks to Utah in exchange for Billy McKinney. |
| Oct. 8: | Sold Bobby Wilkerson to Chicago. Waived Ron Valentine. | | |
| Oct. 21: | Waived Jawann Oldham. | | |

1981-82

- | | | | |
|----------|-------------------------------------|----------|--|
| Nov. 27: | Signed David Burns as a free agent. | Dec. 17: | Traded Ron Valentine to Washington for future considerations. Announced the retirement of John Roche following the season. |
| Dec. 16: | Waived David Burns. | | |

1982-83

- | | | | |
|----------|---|----------|--|
| June 17: | Acquired the draft rights to Wally Walker & a first-round draft choice in 1982 (Rob Williams) from Seattle in exchange for David Thompson. | July 20: | Acquired Bill Hanzlik from Seattle to complete the David Thompson trade. |
| June 21: | Acquired Rick Kelley from Phoenix in exchange for a first-round draft pick in 1982 (David Thirdkill). | Dec. 30: | Signed Dwight Anderson to a 10-day contract. |
| July 16: | The NBA Player's Association won a ruling before an arbitrator which disallowed Seattle's ability to trade the rights to Wally Walker - a free agent. | Jan. 9: | Did not offer Dwight Anderson a second 10-day contract. |
| | | Jan. 12: | Signed Mike Evans from the CBA to a contract. |
| | | Feb. 7: | Acquired Dan Schayes from Utah in exchange for Rich Kelley & cash. |

1983-84

- | | | | |
|-----------|---|----------|--|
| Sept. 26: | Acquired Ken Dennard from Kansas City in exchange for a third-round pick in the 1985 NBA Draft (Michael Adams). | Jan. 21: | Acquired Keith Edmondson from San Antonio in exchange for a third-round pick in the 1984 draft (Joe Binion). |
| Oct. 4: | Acquired Richard Anderson from San Diego in exchange for Billy McKinney. | Feb. 16: | Signed Anthony Roberts to a 10-day contract. |
| Dec. 13: | Waived Dave Robisch. | Feb. 25: | Waived Ken Dennard. |
| | | Feb. 25: | Signed Anthony Roberts for the remainder of the season. |

1984-85

- | | | | |
|----------|---|----------|---|
| June 7: | Traded Kiki Vandeweghe to Portland in exchange for Wayne Cooper, Lafayette Lever, Calvin Natt, a second-round pick in the 1984 NBA Draft (Willie White) & a first-round pick in the 1985 draft (Blair Rasmussen). | Oct. 20: | Signed Russell Cross as a free agent. |
| July 25: | Waived Anthony Roberts. | Oct. 23: | Waived Rob Williams. |
| Aug. 23: | Traded Howard Carter to Dallas in exchange for Elston Turner. | Oct. 31: | Signed Joe Kopicki as a free agent. |
| | | Feb. 11: | Waived Russell Cross. |
| | | Jan. 22: | Announced the retirement of Dan Issel, effective at the end of the season.. |

1985-86

- | | | | |
|-----------|---|----------|---------------------------------------|
| Sept. 30: | Placed Dan Issel on voluntarily retired list. | Oct. 22: | Waived Joe Kopicki and Barry Stevens. |
|-----------|---|----------|---------------------------------------|

1986-87

- | | |
|---------|---|
| Oct. 2: | Acquired Darrell Walker from New York in exchange for a first-round pick in the 1987 NBA Draft (New York traded pick to Chicago who selected Olden Polynice). |
|---------|---|





1987-88

Nov. 2:	Traded Mark Alarie and Darrell Walker to Washington in exchange for Jay Vincent & Michael Adams.	Dec. 2:	Traded Otis Smith to Golden State for cash.
Dec. 2:	Waived Andre Moore.	Feb. 22:	Signed Brad Wright to a 10-day contract.
		Mar. 4:	Signed Michael Brooks for the remainder of the season.

1988-89

July 28:	Traded the draft rights to Vernon Maxwell to San Antonio in exchange for a second-round draft pick in 1989 (Reggie Turner).	Nov. 4:	Signed Eddie Hughes as a free agent.
Oct. 6:	Signed Wayne Engelstad & Elston Turner as a free agents.	Dec. 27:	Waived Wayne Engelstad & Eddie Hughes.
		Jan. 2:	Signed Eddie Hughes to the first of consecutive 10-day contracts.
		Jan. 26:	Traded Jay Vincent and Calvin Natt to San Antonio in exchange for Darwin Cook & David Greenwood.

1989-90

Sept. 11:	Acquired Tim Kempton from Charlotte in exchange for a second-round draft choice in 1991 (Kevin Lynch).	Dec. 29:	Signed Mike Higgins to the first of two 10-day contracts.
Nov. 6:	Signed T.R. Dunn as a free agent.	Jan. 19:	Released Mike Higgins after second contract expired.
		Feb. 21:	Acquired Joe Barry Carroll from the New Jersey Nets in exchange for Michael Cutright.

1990-91

June 21:	Traded Lafayette Lever to Dallas in exchange for a first-round draft choice in 1990 (traded pick to Miami, who selected Willie Burton) & 1991 (traded pick to Washington, who selected LaBradford Smith).	Nov. 15:	Waived Stephen Thompson.
June 22:	Traded the No. 9 (Willie Burton) and No. 15 (Dave Jamerson) picks in the 1990 draft to Miami in exchange for the No. 3 pick (Mahmoud Abdul-Rauf).	Nov. 21:	Waived Corey Gaines.
Aug. 1:	Traded Dan Schayes to Milwaukee in exchange for the draft rights to Terry Mills.	Dec. 24:	Waived Avery Johnson and T.R. Dunn.
Aug. 8:	Acquired Orlando Woolridge from the L.A. Lakers in exchange for second-round draft picks in 1993 & 1995.	Dec. 28:	Signed Tim Legler to consecutive 10-day contracts. Signed Anthony Mason to a 10-day contract.
Aug. 22:	Signed Corey Gaines as a free agent.	Jan. 5:	Signed Reggie Williams as a free agent.
Sept. 4:	Signed Stephen Thompson as a free agent.	Jan. 8:	Released Anthony Mason after 10-day contract expired.
Sept. 28:	Acquired Anthony Cook from Detroit in exchange for a 1992 second-round pick.	Jan. 17:	Released Tim Legler after second contract expired.
Oct. 5:	Acquired Joe Wolf from the L.A. Clippers as a restricted free agent after Clippers opt to not match Nuggets offer.	Jan. 23:	Traded Walter Davis to Portland in a three-team trade that sent Terry Mills and Drazen Petrovic to New Jersey & sent Greg Anderson & New Jersey's first-round pick in the 1992 draft (Bryant Stith) to Denver.
Oct. 24:	Acquired Avery Johnson from Seattle in exchange for a second-round draft pick in 1997.	Jan. 25:	Claimed Kenny Battle off waivers.
		Feb. 11:	Signed Craig Neal to the first of consecutive 10-day contracts.
		Mar. 3:	Released Craig Neal after second 10-day contract expired.
		Mar. 7:	Signed Jim Farmer to a 10-day contract.
		Mar. 17:	Signed Jim Farmer for the remainder of the season.

1991-92

June 11:	Traded Michael Adams, the 19th pick in the 1991 NBA Draft (LaBradford Smith) & future considerations to Washington in exchange for the 8th pick in the 1991 NBA Draft (Mark Macon).	Aug. 13:	Traded Orlando Woolridge to Detroit in exchange for Scott Hastings and a 1992 second-round pick (Robert Verdant).
July 1:	Traded Blair Rasmussen to Atlanta in exchange for a second-round draft pick in 1993 (Josh Grant) & the draft rights to Anthony Avent. Denver then sent the rights to Avent to Milwaukee in exchange for the draft rights to Kevin Brooks, a 1994 second-round draft pick (traded pick to Washington, who traded pick to Orlando, who selected Rodney Dent) & future considerations.	Nov. 23:	Waived Jerome Lane.
		Feb. 27:	Signed Steve Scheffler to the first of consecutive 10-day contracts.
		Mar. 31:	Signed Steve Scheffler for the remainder of the season.





1992-93

May 20:	Named Dan Issel head coach.	Oct. 1:	Signed Gary Plummer as a free agent.
June 26:	Acquired Winston Garland from the L.A. Clippers for a 1996 (Clippers traded pick to Detroit, who traded pick to Phoenix, who selected Russ Millard).	Oct. 23:	Acquired Robert Pack from Portland in exchange for a second-round draft pick in 1993 (Kevin Thompson).
		Feb. 4:	Signed Tom Hammonds as a free agent.

1993-94

June 30:	Acquired the draft rights to Darnell Mee from Golden State in exchange for the draft rights to Josh Grant & a second-round draft choice in 1994 (Anthony Miller).	Dec. 1:	Waived Adonis Jordan.
Aug. 19:	Acquired Brian Williams from Orlando in exchange for Todd Lichti & Anthony Cook.	Jan. 11:	Signed Adonis Jordan to a 10-day contract.
Nov. 19:	Acquired Alvin Robertson from Detroit along with a 1995 second-round draft pick and future considerations in exchange for Mark Macon & Marcus Liberty.	Jan. 21:	Released Adonis Jordan. Signed Roy Marble to the first of consecutive 10-day contracts.
Nov. 20:	Signed Adonis Jordan as a free agent.	Feb. 11:	Released Roy Marble.
Nov. 29:	Signed Mark Randall as a free agent.	Feb. 15:	Signed Jim Farmer to the first of consecutive 10-day contracts.
		Mar. 7:	Released Jim Farmer.

1994-95

Oct. 6:	Signed Cliff Levingston as a free agent.	Mar. 3:	Signed Eldridge Recasner to a 10-day contract.
Jan. 15:	Announced the resignation of Head Coach Dan Issel. Named Gene Littles interim head coach.	Mar. 14:	Signed Greg Grant to the first of consecutive 10-day contracts. Did not offer Eldridge Recasner a second 10-day contract.
Feb. 1:	Waived Darnell Mee.	Mar. 17:	Signed Mark Randall for the remainder of the season.
Feb. 20:	Named Bernie Bickerstaff president & head coach.	April 5:	Signed Greg Grant for the remainder of the season.
Feb. 23:	Signed Mark Randall to the first of consecutive 10-day contracts.		

1995-96

June 28:	Acquired the draft rights to Antonio McDyess along with Randy Woods from the L.A. Clippers in exchange for Rodney Rogers & the draft rights to Brent Barry.	Jan. 5:	Waived Reggie Slater.
Sept. 19:	Acquired Elmore Spencer from the L.A. Clippers in exchange for Brian Williams.	Feb. 1:	Named Todd Eley General Manager & Jim Brovelli Director of Player Development.
Oct. 30:	Acquired Don MacLean & Doug Overton from Washington in exchange for Robert Pack.	Mar. 7:	Signed Matt Fish to a 10-day contract.
Dec. 21:	Waived Elmore Spencer & Randy Woods.	Mar. 17:	Signed Matt Fish to a second 10-day contract.
Dec. 26:	Signed free agent Reggie Slater.	Mar. 27:	Signed Matt Fish for the remainder of the season.
		Mar. 29:	Signed Greg Grant for the remainder of the season.

1996-97

June 13:	Acquired Sarunas Marciulionis and the 37th pick of the 1996 draft (Jeff McInnis) from Sacramento in exchange for Mahmoud Abdul-Rauf.	Nov. 26:	Bernie Bickerstaff stepped down as head coach, but retained role as team president and assumed title of general manager. Named Dick Motta head coach.
	Acquired Mark Jackson, Ricky Pierce & the 23rd pick of the 1996 draft (Efthimos Rentzias) from Indiana in exchange for Jalen Rose, Reggie Williams & the 10th pick of the 1996 draft (Erick Dampier).		Waived Eric Murdock.
July 19:	Re-signed Dale Ellis.	Dec. 12:	Signed Melvin Booker out of the CBA. Waived Jeff McInnis.
July 22:	Re-signed Bryant Stith.	Dec. 22:	Signed Aaron Williams out of the CBA.
July 23:	Signed free agent Ervin Johnson.	Dec. 28:	Waived Melvin Booker.
Sept. 25:	Signed free agents Darvin Ham, Eric Murdock, Keith Jennings & Rich King.	Jan. 6:	Waived Aaron Williams.
Nov. 19:	Waived Rich King.	Jan. 7:	Signed Elmer Bennett to a 10-day contract.
Nov. 21:	Signed free agent Brooks Thompson.	Jan. 17:	Signed Elmer Bennett to a second 10-day contract.
		Jan. 23:	Waived Elmer Bennett.
		Jan. 24:	Signed Kenny Smith to a 10-day contract.
		Feb. 3:	Signed Kenny Smith for the remainder of the season.
		Feb. 10:	Announced the resignation of President and General Manager Bernie Bickerstaff.





1996-97 (CONT.)

Feb. 12:	Named Allan Bristow Vice President of Basketball Operations.	Traded Darwin Ham to Indiana in exchange for Jerome Allen.
Feb. 20:	Acquired Vincent Askew, Eddie Johnson & a second-round draft pick in 1997 (Jason Lawson) & 1998 (Tremaine Fowlkes) from Indiana in exchange for Mark Jackson & LaSalle Thompson.	Acquired Anthony Goldwire & George Zidek from Charlotte in exchange for Ricky Pierce.
		Feb. 26: Waived Eddie Johnson.
		April 5: Signed Jimmy King for the remainder of the season.

1997-98

May 29:	Named Bill Hanzlik head coach.	Oct. 2:	Acquired G Greg Graham, F/C Steve Scheffler & two future second-round draft picks (1998, Ryan Bowen & 1999, Francisco Elson) from Seattle in exchange for F Dale Ellis.
June 25:	Acquired the draft rights to G Bobby Jackson from Seattle in exchange for the draft rights to G James Cotton & Denver's second-round pick in 1998 (Rashard Lewis).	Oct. 18:	Waived F Alvin Sims.
	Acquired F Johnny Newman, C/F Joe Wolf & the draft rights to F Danny Fortson from Milwaukee in exchange for C Ervin Johnson.	Oct. 20:	Acquired G Sherman Douglas & a second-round draft pick in 2000 from Cleveland (traded to Miami, who selected Ernest Brown) in exchange for G Greg Graham.
	Traded the draft rights to C Jason Lawson to Orlando in exchange for the draft rights to G Eric Washington and Orlando's second-round pick in 1999 (traded to Boston, who selected Kris Clack).	Oct. 27:	Waived G Sherman Douglas. Signed G Ruben Nemhard.
Aug. 4:	Re-signed G Anthony Goldwire.	Oct. 30:	Placed F LaPhonso Ellis & C Steve Scheffler on the injured list. Waived G Ruben Nemhard & G Merl Code.
Aug. 21:	Acquired F Eric Williams from Boston in exchange for a second-round pick in 1999 (Orlando's=Kris Clack) & Denver's second-round choice in 2001.	Nov. 7:	Named Mike D'Antoni assistant coach.
Sept. 5:	Signed free-agent C Dean Garrett.	Nov. 24:	Signed G Kiwane Garris from the CBA.
Sept. 29:	Traded the rights to F Efthimios Rentzias & a second-round draft pick in 2000 (Hanno Mottola) to Atlanta in exchange for C Priest Lauderdale.	Dec. 14:	Waived C Steve Scheffler. Signed G Harold Ellis from the CBA.
Oct. 1:	Traded F Antonio McDyess to Phoenix in exchange for Phoenix's first-round pick in 1998 (Tyronn Lue), Milwaukee's first round pick in either '98 or '99 (James Posey) & either Cleveland's first-round pick in 2000 or the first-round pick of Cleveland or Phoenix in 2001 (traded to Boston, Joseph Forte) & two second-round picks (2000, Dan McClintock - and 2002, traded to Washington, Rod Grizzard). Signed F Eric Williams to a contract extension.	Feb. 4:	Announced that Allan Bristow agreed to step down as Vice President of Basketball Operations. Named Mike D'Antoni interim General Manager.
		Feb. 28:	Waived C George Zidek.
		Mar. 4:	Signed G Cory Alexander for the remainder of the season.
		Mar. 13:	Waived G Kiwane Garris.
		Mar. 25:	Named Dan Issel Vice President & General Manager.
		April 20:	Announced the dismissal of Head Coach Bill Hanzlik & his assistants T.R. Dunn and Brian Winters.

1998-99

June 24:	Acquired G Nick Van Exel from the L.A. Lakers in exchange for F Tony Battie & the draft rights to G Tyronn Lue.	Jan. 21:	Acquired G Chauncey Billups & the draft rights to G Tyson Wheeler from Toronto in a three-team trade. The Nuggets sent G Bobby Jackson & C Dean Garrett to Minnesota & a 1999 first-round draft choice (Jonathan Bender) to Toronto. Minnesota traded G Michael Williams, a future first-round draft choice (2000, Morris Peterson) & the rights to Zeljko Rebraca to Toronto.
Sept. 22:	Named Mike D'Antoni head coach. Named John Lucas, Mike Evans & Louie Dampier assistant coaches.		

1999-00

Aug. 3:	Re-signed G Nick Van Exel. Acquired G/F Ron Mercer, F Popeye Jones and C Dwayne Schintzius from Boston in exchange for F Danny Fortson, F Eric Williams, G Eric Washington and a future draft choice (2001, Kedrick Brown).	Sept. 14:	Announced Dan Issel as president and head coach, replacing Head Coach Mike D'Antoni.
Aug. 4:	Signed free-agent F George McCloud.	Oct. 1:	Signed F Ryan Bowen and F/C Roy Rogers.
Sept. 13:	Signed G Chris Herren, the club's second-round draft choice.	Oct. 7:	Named Dennis McGowan Vice President of Basketball Operations & Kim Hughes Director of Player Personnel.
		Nov. 1:	Waived C Dwayne Schintzius.





1999-00 (CONT.)

Feb. 1: Acquired F/C Chris Gatling, G/F Tariq Abdul-Wahad & a first-round draft choice (Omar Cook) from Orlando in exchange for G/F Ron Mercer, G Chauncey Billups & F Johnny Taylor.
Signed President & Head Coach Dan Issel to a four-year contract.

April 24: Announced that E. Stanley Kroenke had agreed to purchase the Nuggets, Colorado Avalanche & the Pepsi Center from Liberty Media.

2000-01

June 23: Acquired the 26th pick (Mamadou N'diaye) in the 2000 NBA Draft from Utah in exchange for a first-round draft choice in 2001 (Joseph Forte).
June 27: Acquired G Voshon Lenard & F Mark Strickland from Miami in exchange for F Chris Gatling and the 37th pick (Eddie House) in the 2000 NBA Draft.
July 17: Signed draft picks Mamadou N'diaye & Dan McClintock.
Aug. 1: Re-signed G/F Tariq Abdul-Wahad & F Ryan Bowen.
Sept. 11: Signed G Andre Woolridge.
Sept. 25: Acquired F Tracy Murray from Washington in exchange for F Popeye Jones & a future second-round draft choice (2002, Rod Grizzard).
Sept. 26: Signed F/C Terry Davis.
Oct. 2: Signed G Anthony Goldwire.
Oct. 16: Acquired G Robert Pack & G/F Calbert Cheaney from Boston in exchange for G's Bryant Stith & Chris Herren.

Exercised the options on the fourth year of both Raef LaFrentz & Keon Clark's contracts.
Oct. 25: Waived G's Anthony Goldwire & Andre Woolridge.
Oct. 30: Waived G Cory Alexander & C Dan McClintock.
Jan. 12: Acquired F/C Kevin Willis, C Garth Joseph & C Aleksandar Radojevic & a second round draft choice in 2001 (Ousmane Cisse) from Toronto in exchange for F Keon Clark, F Tracy Murray & C Mamadou N'diaye.
Jan. 29: Signed G Anthony Goldwire to a 10-day contract. Waived C Garth Joseph.
Feb. 8: Signed G Anthony Goldwire to a second 10-day contract.
Feb. 18: Signed G Anthony Goldwire for the remainder of the season.
Mar. 22: Waived F Mark Strickland.
April 4: Signed C Dan McClintock for the remainder of the season.

2001-02

July 19: Signed free agent G Avery Johnson.
Aug. 9: Named Kiki Vandeweghe General Manager.
Sept. 24: Acquired the draft rights to G Kenny Satterfield from Dallas in exchange for a future second-round draft choice.
Sept. 29: Signed free agents G Isaiah Rider, F Cedric Ceballos, F Zendon Hamilton, C Mengke Bateer, G Reed Rawlings, G Paul McPherson & G Saddi Washington.
Oct. 8: Exercised the fourth-year option on the contract of F James Posey. Waived G's Reed Rawlings, Paul McPherson & Saddi Washington.
Oct. 9: Signed G Omar Cook.
Oct. 13: Signed C Shawnelle Scott.
Oct. 22: Acquired F/C Scott Williams & a future first-round draft choice (traded to Detroit then to Atlanta, Josh Smith) from Milwaukee in a three-team trade. The Nuggets sent F/C Kevin Willis & C Aleksandar Radojevic to Milwaukee. The Bucks then sent Willis to Houston for a 2002 second round draft choice.

Oct. 25: Waived F Cedric Ceballos, G Omar Cook & C Mengke Bateer.
Nov. 19: Waived G Isaiah Rider.
Nov. 21: Signed F Chris Andersen from the NBDL.
Dec. 26: Announced the resignation of President & Head Coach Dan Issel. Named Mike Evans Interim Head Coach.
Dec. 31: Named Clyde Drexler Assistant Coach.
Jan. 6: Waived C Shawnelle Scott.
Feb. 21: Acquired F Juwan Howard, G Tim Hardaway, F Donnell Harvey, Dallas' 2002 first-round draft pick (Frank Williams) & cash in exchange for G Nick Van Exel, C Raef LaFrentz, G Avery Johnson & G/F Tariq Abdul-Wahad.
Feb. 26: Signed C Mengke Bateer.
Mar. 7: Signed G Carlos Arroyo to the first of consecutive 10-day contracts.
Mar. 26: Signed G Carlos Arroyo for the remainder of the season.

2002-03

June 26: Acquired C Marcus Camby, G, Mark Jackson & the draft rights to F Nenê in exchange for F Antonio McDyess, the draft rights to G Frank Williams & a second-round draft pick in 2003 (Maciej Lampe).
July 17: Re-signed F Ryan Bowen.
July 18: Signed free agents G Predrag Savovic & G Junior Harrington & second-round pick F/G Vincent Yarbrough.
July 20: Signed first-round pick F Nikoloz Tskitshvili.

July 23: Signed first-round pick F Nenê Hilario.
Aug. 1: Acquired F Don Reid & a future first-round draft choice from Orlando in exchange for a second round draft choice in 2004. (Sergei Lishouk)
Aug. 8: Signed free agent C Mark Blount.
Aug. 15: Waived G Carlos Arroyo.
Aug. 19: Re-signed G Kenny Satterfield.





2002-03 (CONT.)

Aug. 21:	Named Jeff Bzdelik Head Coach, John MacLeod Associate Head Coach and Doug Moe Coaching Consultant.	Dec. 22:	Signed G John Crotty.
Aug. 26:	Named T.R. Dunn Assistant Coach.	Jan. 6:	Waived G John Crotty.
Sept. 27:	Waived G Mark Jackson.	Jan. 8:	Signed G John Crotty to a 10-day contract.
Oct. 1:	Acquired F Rodney White from Detroit in exchange for F Don Reid, C Mengke Bateer and a conditional first-round draft choice. (Milwaukee's, 2004 Josh Smith)	Jan. 18:	Signed G John Crotty to a second 10-day contract.
Oct. 24:	Acquired G Chris Whitney from Washington in exchange for F George McCloud & cash.	Jan. 27:	Terminated the 10-day contract of John Crotty.
Dec. 18:	Acquired F/C Mark Bryant, F Art Long, a future first-round draft choice from Philadelphia & a future second-round choice from Houston (traded to Dallas, Vassillis Spanoulis) in a three-team trade. The Nuggets sent F/G James Posey to the Rockets, while Houston sent F Kenny Thomas to Philadelphia.	Feb. 20:	Acquired G Shammond Williams, a second round draft pick in 2003 (Sani Becirovic) & cash from Boston in exchange for C Mark Blount & F/C Mark Bryant.
Dec. 18:	Waived G Kenny Satterfield.	Feb. 26:	Waived G Chris Whitney.
Dec. 20:	Waived F Art Long.	March 23:	Signed G's Jeff Trepagnier & Adam Harrington to 10-day contracts.
		April 2:	Signed G Jeff Trepagnier to a second 10-day contract & G Adam Harrington for the remainder of the season.
		April 4:	Signed G Devin Brown to a 10-day contract.
		April 12:	Signed G Jeff Trepagnier for the remainder of the season.

2003-04

June 28:	Acquired the draft rights to C Xue Yuyang from Dallas in exchange for a 2004 second round draft pick (Vassillis Spanoulis).	Sept. 25:	Signed free-agent C Chris Marcus.
July 17:	Signed F Carmelo Anthony, the club's first round draft choice.	Sept. 26:	Signed G Yuta Tabuse.
Aug. 1:	Signed free-agent G Andre Miller.	Sept. 29:	Signed F Mark Pope & G Eric Washington. Re-signed F Chris Andersen.
Aug. 4:	Waived G Predrag Savovic.	Oct. 11:	Waived G Eric Washington.
Aug. 18:	Signed free-agent G Earl Boykins.	Oct. 24:	Waived G Yuta Tabuse.
Aug. 19:	Signed free-agent G Jon Barry.	Oct. 27:	Waived G's Junior Harrington & Vincent Yarbrough. Placed F Mark Pope, C Chris Marcus & G Jeff Trepagnier on the injured list.
Sept. 5:	Signed F/C Francisco Elson.	Nov. 7:	Waived C Chris Marcus.
Sept. 12:	Signed free-agent G Voshon Lenard.	Feb. 20:	Claimed C Michael Doleac off waivers.

2004-05

June 24:	Traded the draft rights to G Jameer Nelson to Orlando in exchange for a future first round draft choice (Julius Hodge).	Oct. 29:	Exercised the fourth-year option on the contract of F/C Nenê. Declined the fourth-year option on the contract of F Nikoloz Tskitishvili.
July 15:	Acquired F Kenyon Martin from the New Jersey Nets in a sign-and-trade deal in exchange for three future first round draft choices (2005: Joey Graham; 2006: Renaldo Balkman, Marcus Williams)	Oct. 30:	Waived G Marcus Hatten.
July 16:	Re-signed C/F Marcus Camby	Dec. 28:	Relieved Head Coach Jeff Bzdelik of his duties. Named Michael Cooper Interim Head Coach.
Oct. 5:	Signed free agents G/F Greg Buckner, F Rodney White, G/F Bryon Russell, G Billy Keys, G Mitchell Butler, G Marcus Hatten, F Arthur Johnson, F Desmond Penigar, F/C Mark Pope, C Soumalia Samake & G/F Melvin Sanders.	Jan. 5:	Waived F/C Mark Pope & F Arthur Johnson.
Oct. 15:	Waived G Billy Keys, F Desmond Penigar & C Soumalia Samake.	Jan. 27:	Named George Karl Head Coach.
Oct. 18:	Signed G DerMarr Johnson.	Feb. 15:	Signed F/C Mark Pope to a 10-day contract.
Oct. 27:	Waived G Mitchell Butler & G/F Melvin Sanders.	Feb. 24:	Acquired F Eduardo Najera, G Luis Flores and a future first-round draft choice from Golden State (traded to Philadelphia, Petteri Koponen) in exchange for F Rodney White and F Nikoloz Tskitishvili.
		Feb. 25:	Signed F/C Mark Pope to a second 10-day contract.
		March 3:	Signed G Wesley Person.
		March 7:	Signed F/C Mark Pope for the remainder of the season.





2005-06

- June 28: Acquired the draft rights to F Linas Kleiza and the draft rights to F Ricky Sanchez from the Portland Trail Blazers in exchange for the draft rights to G Jarrett Jack.
- Aug. 18: Signed C Luke Schenschler.
- Aug. 30: Waived G Luis Flores.
- Sept. 7: Signed G Earl Watson.
- Sept. 13: Re-signed DerMarr Johnson.
- Sept. 30: Re-signed Greg Buckner.
- Oct. 3: Signed F Bryon Russell, F/C Mark Pope, F Theron Smith & C Nigel Dixon. Waived C Luke Schenschler.
- Oct. 4: Signed C Eric Chenoweth.
- Oct. 27: Waived C Eric Chenoweth, F/C Mark Pope, F Theron Smith & C Nigel Dixon.
- Oct. 28: Exercised the fourth-year option on the contract of F Carmelo Anthony.
- Feb. 23: Acquired F Ruben Patterson and G Charles Smith from Portland & F Reggie Evans from Seattle in a four-team trade. The Nuggets sent G Earl Watson and G/F Bryon Russell & a future second round pick to Seattle & G Voshon Lenard to Portland. Sacramento received C Vitaly Potapenko from Seattle & G/F Sergei Monia from Portland. The Kings sent C Brian Skinner to the Blazers.
- March 1: Waived G Charles Smith
- March 3: Signed G Howard Easley to a 10-day contract.
- March 13: Signed G Howard Easley to a second 10-day contract.
- March 23: Signed G Howard Easley for the remainder of the season.

2006-07

- June 28: Traded the draft rights to F Leon Powe to the Boston Celtics in exchange for a second round pick in 2007 (traded to Chicago, JamesOn Curry).
- July 12: Signed F Carmelo Anthony to a multi-year contract extension.
- July 20: Re-signed F/C Nenê to a multi-year contract.
- July 20: Acquired G J.R. Smith from the Chicago Bulls in exchange for G Howard Easley & two second-round draft choices (JamesOn Curry, Aaron Gray).
- July 26: Signed F Yakhoubia Diawara.
- July 28: Signed F/C Jamal Sampson.
- Aug. 10: Acquired F/C Joe Smith from the Milwaukee Bucks in exchange for G/F Ruben Patterson.
- Sept. 8: Re-signed F Reggie Evans to a multi-year contract.
- Oct. 2: Signed G Larry Ayuso, G Anthony Carter, G Antoine Hood & G Corey Williams.
- Oct. 3: Signed F Jefferson Sobral.
- Oct. 8: Signed G Courtney Alexander.
- Oct. 8: Waived G Larry Ayuso, F Jefferson Sobral and G Corey Williams.
- Oct. 8: Waived G Larry Ayuso, F Jefferson Sobral & G Corey Williams.
- Oct. 10: Exercised option on George Karl's contract.
- Oct. 15: Signed G DerMarr Johnson.
- Oct. 16: Waived G Courtney Alexander.
- Oct. 25: Waived G Anthony Carter & G Antoine Hood.
- Oct. 29: Exercised the fourth-year option on the contract of G J.R. Smith & the third-year option on the contract of F Linas Kleiza.
- Oct. 30: Hired Dean Oliver as Director of Quantitative Analysis & named Greg Knight Director of Basketball Operations.
- Dec. 1: Assigned G Julius Hodge to the Colorado 14ers on the NBA Development League.
- Dec. 19: Acquired G Allen Iverson & F Ivan McFarlin from the Philadelphia 76ers in exchange for G Andre Miller, F Joe Smith & two first round draft picks (Daequan Cook, Petteri Koponen).
- Dec. 22: Waived F Ivan McFarlin.
- Jan. 2: Recalled G Julius Hodge from the Colorado 14ers of the NBA Development League.
- Jan. 11: Acquired G Steve Blake from the Milwaukee Bucks in exchange for G Earl Boykins, G Julius Hodge & cash considerations.
- Jan. 18: Hired Rick Brunson as a Player Development Coach.
- April 13: Signed G Anthony Carter & G Von Wafer for the remainder of the season.

2007-08

- July 16: Signed G Chucky Atkins to a multi-year contract.
- Aug. 29: Waived G Anthony Carter.
- Aug. 31: Signed G Anthony Carter.
- Sept. 10: Acquired C/F Steven Hunter & G/F Bobby Jones from the Philadelphia 76ers in exchange for F Reggie Evans & the draft rights to F Ricky Sanchez.
- Oct. 1: Signed F/C Alvin Jones, F/C Jelani McCoy, G Anthony Roberson & F/C Brad Stricker.
- Oct. 3: Signed F Stacey Augmon.
- Oct. 4: Waived F/C Alvin Jones.
- Oct. 18: Signed G Mike Wilks.
- Oct. 23: Waived F Stacey Augmon, F/C Jelani McCoy, G Anthony Roberson, F/C Brad Stricker & G Mike Wilks.
- Oct. 27: Signed G Mike Wilks.
- Oct. 29: Exercised the fourth-year option on the contract of F Linas Kleiza.
- Nov. 26: Hired Stacey Augmon as a Player Development Coach.
- Nov. 28: Waived G Mike Wilks.
- Nov. 29: Signed F/C Jelani McCoy.
- Dec. 19: Waived F/C Jelani McCoy.
- Dec. 21: Signed F/C Jelani McCoy.
- Dec. 27: Waived F/C Jelani McCoy.
- Jan. 7: Waived G/F Bobby Jones.
- Feb. 21: Acquired G Taurean Green from the Portland Trail Blazers in exchange for G Von Wafer.





2007-08 (CONT.)

April 5:	Assigned G Taurean Green to the Colorado 14ers of the NBA Development League.	April 16:	Recalled G Taurean Green from the Colorado 14ers of the NBA Development League.
April 11:	Re-signed G/F Bobby Jones for the remainder of the season.		

2008-09

June 25:	Traded a 2008 first round draft pick (Alexis Ajinca) to the Charlotte Bobcats in exchange for a future protected first round pick (traded to Minnesota then to Portland, Luke Babbitt).	Nov. 10:	Waived F Antonio McDyess.
June 28:	Acquired the draft rights to G/F Sonny Weems from the Chicago Bulls, in exchange for a 2009 second round pick (sent to Portland, Patrick Mills).	Dec. 10:	Assigned C Cheikh Samb & G/F Sonny Weems to the Colorado 14ers of the NBA Development League.
July 9:	Re-signed G Anthony Carter.	Jan. 5:	Traded C Cheikh Samb & cash considerations to the Los Angeles Clippers, in exchange for a future conditional second round draft pick.
July 15:	Traded C Marcus Camby to the Los Angeles Clippers, in exchange for the right to swap second round picks in the 2010 NBA Draft.	Jan. 6:	Recalled G/F Sonny Weems from the Colorado 14ers of the NBA Development League.
July 24:	Signed F/C Chris Andersen.	Jan. 7:	Acquired C Johan Petro & a second round draft pick in 2009 (traded to Houston, Sergio Llull) from Oklahoma City, in exchange for G Chucky Atkins, a conditional first round draft pick in 2009 (traded to Chicago, Taj Gibson) and cash considerations.
Aug. 22:	Re-signed G J.R. Smith.	March 3:	Signed G Jason Hart.
Sept. 15:	Signed G/F Sonny Weems.	March 6:	Assigned G/F Sonny Weems to the Colorado 14ers of the NBA Development League.
Sept. 30:	Signed G Mateen Cleaves, F Nick Fazekas, F James Mays, G Smush Parker & F Ruben Patterson.	March 31:	Recalled G/F Sonny Weems to the Colorado 14ers of the NBA Development League.
Oct. 3:	Signed F Juwan Howard.	April 10:	Assigned G/F Sonny Weems to the Colorado 14ers of the NBA Development League.
Oct. 23:	Waived G Mateen Cleaves, F Nick Fazekas, F James Mays, G Smush Parker & F Ruben Patterson.	April 25:	Recalled G/F Sonny Weems to the Colorado 14ers of the NBA Development League.
Oct. 29:	Exercised the fourth-year option on the contract of F Renaldo Balkman.		
Nov. 3:	Waived F Juwan Howard.		
Nov. 3:	Acquired G Chauncey Billups, F Antonio McDyess & C Cheikh Samb in exchange for G Allen Iverson.		

2009-10

June 25:	Acquired the draft rights to G Ty Lawson from the Minnesota Timberwolves in exchange for a future protected first round pick of the Charlotte Bobcats owned by Denver (sent to Portland, Luke Babbitt).	Aug. 27:	Re-signed C Johan Petro.
July 8:	Re-signed F/C Chris Andersen.	Sept. 22:	Acquired G/F James White from the Houston Rockets in exchange for the draft rights to Axel Hervelle.
July 13:	Acquired G Arron Afflalo and F Walter Sharpe from the Detroit Pistons in exchange for a future second round draft pick.	Sept. 25:	Signed F Keith Brumbaugh, G Dontaye Draper and C Kurt Looby.
July 15:	Signed G Ty Lawson.	Sept. 26:	Signed F Joey Graham.
July 31:	Acquired F Malik Allen from Milwaukee in exchange for F Walter Sharpe and G/F Sonny Weems.	Oct. 5:	Waived F Keith Brumbaugh.
Aug. 7:	Traded C/F Steven Hunter and a 2010 protected first round draft pick to Memphis (sent to Dallas, Dominique Jones) in exchange for a future conditional second round pick.	Oct. 21:	Waived G/F James White, G Dontaye Draper and C Kurt Looby.
Aug. 14:	Re-signed G Anthony Carter.	Oct. 31:	Exercised the fourth-year option on the contract of G Arron Afflalo.
		Oct. 31:	Signed F Renaldo Balkman to a contract extension.
		Feb. 12:	Signed head coach George Karl to a contract extension.
		April 11:	Signed C Brian Butch and G Coby Karl.

2010-11

July 15:	Signed F Al Harrington and F/C Shelden Williams and re-signed G Anthony Carter.	Sept. 27:	Signed C Eric Boateng, F Shane Edwards, F/C Melvin Ely, F Gary Forbes and Courtney Sims.
Aug. 15:	Waived C Brian Butch and G Coby Karl.	Oct. 11:	Waived F Shane Edwards and C Courtney Sims.
Aug. 27:	Named Masai Ujiri the new Executive Vice President of Basketball Operations.	Oct. 20:	Waived C Eric Boateng.
		Oct. 21:	Exercised the third-year option on G Ty Lawson.





2010-11 (CONT.)

- | | |
|---|--|
| <p>Feb. 22: Acquired F Wilson Chandler, G Raymond Felton, F Danilo Gallinari, C Timofey Mozgov, a 2012 second-round draft pick (Golden State via New York), a 2013 second-round draft pick (Golden State via New York), a 2014 first-round draft pick (New York) and cash considerations from the New York Knicks in exchange</p> | <p>for F Carmelo Anthony, G Chauncey Billups, G Anthony Carter, F Renaldo Balkman and F Shelden Williams. The Nuggets also recieved C Kosta Koufos from the Minnesota Timberwolves in exchange for a 2015 second-round draft pick.</p> |
| <p>March 8: Signed head coach George Karl to a contract extension.</p> | |

2011-12

- | | |
|---|--|
| <p>June 23: Acquired draft rights to F Jordan Hamilton from Dallas along with G Andre Miller and a future second-round pick from Portland in exvhange for G Raymond Felton.</p> | <p>Jan. 10: Recalled G Julian Stone from Idaho Stampede of the NBA D-League.</p> |
| <p>Dec. 9: Signed F Kenneth Faried, G Jordan Hamilton, G Cory Higgins and G Julian Stone.</p> | <p>Jan. 15: Recalled G/F Jordan Hamilton from Idaho Stampede of the NBA D-League.</p> |
| <p>Dec. 13: Signed F DeMarre Carroll.</p> | <p>Jan. 25: Signed F Danilo Gallinari and F/C Kosta Koufos to multi-year contract extensions.</p> |
| <p>Dec. 13: Acquired F Corey Brewer and G/F Rudy Fernandez from Dallas in exchange for a future secon-round draft pick.</p> | <p>Feb. 4: Waived F DeMarre Carroll.</p> |
| <p>Dec. 14: Re-signed C Nene.</p> | <p>Mar. 15: Acquired C JaVale McGee, F/C Ronny Turiaf and a future second-round draft pick in a three-team deal with Washington and L.A. Clippers that sent C Nene, F Brian Cook and a future second-round draft pick to Washington and G Nick Young to L.A. Clippers.</p> |
| <p>Dec. 15: Signed F Michael Ruffin.</p> | <p>Mar. 18: Waived F/C Ronny Turiaf</p> |
| <p>Dec. 20: Re-signed G Arron Afflalo.</p> | <p>Mar. 18: Re-signed F Michael Chandler to multi-year contract extension.</p> |
| <p>Dec. 23: Waived G Cory Higgins and F Michael Ruffin.</p> | |
| <p>Jan. 3: Assigned G/F Jordan Hamilton and G Julian Stone to the Idaho Stampede of the NBA D-League.</p> | |

2012-13

- | | |
|---|---|
| <p>July 9: Signed G Evan Fournier to multiyear contract.</p> | <p>Oct. 23: Exercised third-year option on F Kenneth Faried and G Jordan Hamilton Oct. 25: Waived G Anthony Carter and G Ben Uzoh</p> |
| <p>July 11: Re-signed G Andre Miller to multiyear contract.</p> | |
| <p>July 17: Waived F/C Chris Andersen under amnesty provision</p> | <p>Nov. 12: Assigned F Quincy Miller to Iowa Energy of the D-League</p> |
| <p>July 18: Signed free agent F Anthony Randolph to multiyear contract</p> | <p>Dec. 2: Recalled F Quincy Miller from Iowa Energy</p> |
| <p>July 18: Re-signed C JaVale McGee to multiyear contract.</p> | <p>Dec. 27: Assigned F Quincy Miller to Iowa Energy of the D-League</p> |
| <p>Aug. 10: Acquired G/F Andre Iguodala from Philadelphia in a four-team, 12-player deal involving Orlando, Philadelphia and the L.A. Lakers. Denver sent G Arron Afflalo, F Al Harrington and a future draft pick to Orlando in the trade.</p> | <p>Jan. 30: Assigned G Julian Stone to Iowa Energy of the D-League</p> |
| <p>Sept. 6: Signed F Quincy Miller to multiyear contract</p> | <p>Feb. 13: Recalled F Quincy Miller and G Julian Stone from the Iowa Energy</p> |
| <p>Oct. 1: Signed free agent G Anthony Carter and G Ben Uzoh to contracts</p> | |

2013-14

- | | |
|--|---|
| <p>June 17: Acquired F Darrell Arthur in a draft-night trade from Mampphis in exchange for Kosta Koufos.</p> | <p>Sept. 30: Signed free agent G Kyle Fogg</p> |
| <p>July 10: Acquired G Randy Foye in a sing-and-trade from Utah.</p> | <p>Oct. 16: Waived F Reginald Becton and G Kyle Fogg</p> |
| <p>July 11: Signed free agent F J.J. Hickson</p> | <p>Oct. 28: Waived F Damion James</p> |
| <p>July 26: Signed free agent G Nate Robinson</p> | <p>Feb. 20: Acquired G Aaron Brooks from Houston in exchange for G Jordan Hamilton.</p> |
| <p>July 27: Re-signed C Timofey Mozgov</p> | <p>Feb. 20: Acquired F Jan Vesely from Washignton in a three-team trade involving Philadelphia in exchange for G Andre Miller and a future second round pick.</p> |
| <p>Sept. 9: Signed free agent F Damion James</p> | |
| <p>Sept. 13: Signed free agent F Reginald Becton</p> | |





2014-15

- | | |
|--|--|
| <p>June 26: Acquired draft rights to F Jordan Hamilton from Dallas along with G Andre Miller and a future second-round pick from Portland in exchange for G Raymond Felton ... Also acquired G Arron Afflalo from Orlando in exchange for G Evan Fournier and the 56th pick of the 2014 Draft.</p> <p>Sept. 29: Signed F Alonzo Gee to contract. 9/23/14: Signed free agent F Jerrelle Benimon and free agent F Marcus Williams to contracts.</p> <p>Oct. 8: Signed F Kenneth Faried to multi-year contract extension.</p> <p>Oct. 22: Waived F Jerrelle Benimon and F Marcus Williams.</p> <p>Oct. 27: Waived F Quincy Miller.</p> <p>Jan. 7: Acquired two protected 2015 first round draft picks from Cleveland in exchange for C Timofey Mozgov and a 2015 second round pick.</p> <p>Jan. 13: Acquired G Jameer Nelson from Boston in exchange for G Nate Robinson.</p> <p>Jan. 20: Assigned G Erick Green to Fort Wayne of the NBA D-League.</p> | <p>Jan. 25: Recalled G Erick Green to Fort Wayne of the NBA D-League.</p> <p>Feb. 19: Acquired rights to G Cenk Akyol from Philadelphia in exchange for JaVale McGee, a protected first round pick (OKC) and rights to F Chu Maduabum ... Also acquired G Will Barton, F Victor Claver, F Thomas Robinson and a lottery-protected 2016 first round pick from Portland in exchange for G Arron Afflalo and F Alonzo Gee ... Signed F Joffrey Lauvergne to contract.</p> <p>Feb. 20: Waived F Victor Claver and F Thomas Robinson.</p> <p>Mar. 3: Relieved Brian Shaw of head coaching duties and named Melvin Hunt interim head coach.</p> <p>Mar. 30: Claimed G Ian Clark off waivers.</p> <p>Apr. 8: Claimed F Shavlik Randolph off waivers ... Subsequently waived Randolph.</p> <p>Apr. 12: Signed G Jamaal Franklin to contract.</p> |
|--|--|

2015-16

- | | |
|--|--|
| <p>June 26: Drafted Emmanuel Mudiay with the 7th overall pick of the 2015 Draft and Nikola Radicevic with the 57th selection.</p> <p>July 11: Signed F Wilson Chandler to contract extension.</p> <p>July 12: Signed free agent G Jameer Nelson to contract extension ... Waived G Jamaal Franklin</p> <p>July 20: Acquired Joey Dorsey, Nick Johnson, Kostas Papanikolaou, Pablo Prigioni, a 2016 first round pick and cash from Houston in exchange for Ty Lawson ... Waived Pablo Prigioni.</p> <p>July 23: Signed F Will Barton to contract extension.</p> <p>Aug. 2: Signed F Danilo Gallinari to contract extension.</p> <p>Aug. 7: Signed F Darrell Arthur to contract extension.</p> <p>Aug. 18: Waived F/C Joey Dorsey.</p> <p>Sept.. 15: Signed G Matt Janning, C Oleksiy Pecherov and F Devin Sweetney to contracts.</p> <p>Sept. 25: Waived F Kostas Papanikolaou.</p> <p>Sept. 30: Signed free agent G Mike Miller to contract.</p> | <p>Oct. 11: Exercised 3rd-year options for G Gary Harris and C Jusuf Nurkic.</p> <p>Oct. 15: Waived Matt Janning.</p> <p>Oct. 24: Waived Nick Johnson, Oleksiy Pecherov and Devin Sweetney.</p> <p>Nov. 5: Signed F Kostas Papanikolaou ... Waived G Erick Green.</p> <p>Jan. 7: Waived Kostas Papanikolaou.</p> <p>Jan. 12: Signed G Sean Kilpatrick to 10-day contract.</p> <p>Jan. 23: Signed G Sean Kilpatrick to second 10-day contract.</p> <p>Feb. 18: Acquired G DJ Augustin, Steve Novak, two second round picks and cash from Oklahoma City in exchange for Randy Foye.</p> <p>Feb. 19: Waived F J.J. Hickson and F Steve Novak.</p> <p>Feb. 22: Signed F JaKarr Sampson to contract.</p> <p>Mar. 2: Signed F Axel Toupane to 10-day contract.</p> <p>Mar. 14: Signed F Axel Toupane to second 10-day contract.</p> <p>Mar. 25: Signed Axel Toupane for remainder of season.</p> |
|--|--|





INDIVIDUAL AWARDS

BASKETBALL HALL OF FAME INDUCTEE

1993	Dan Issel (1975-85; 92-95; '98-01)
1996	David Thompson (1975-82)
1997	Alex English (1979-90)
1998	Alex Hannum (1971-74)
2002	Larry Brown (1970-72; '74-79)
2015	Louis Dampier (1998-02)
2015	Spencer Haywood (1969-70)
2015	Dikembe Mutombo (1991-96)
2016	Allen Iverson (2006-09)

NBA EXECUTIVE OF THE YEAR

1984-85	Vince Boryla
2008-09	Mark Warkentien
2012-13	Masai Ujiri

NBA COACH OF THE YEAR

1987-88	Doug Moe
2012-13	George Karl

NBA DEFENSIVE PLAYER OF THE YEAR

1994-95	Dikembe Mutombo
2006-07	Marcus Camby

NBA MOST IMPROVED PLAYER

1992-93	Mahmoud Abdul-Rauf
---------	--------------------

ALL-NBA TEAM

1976-77	David Thompson (1st Team)
1977-78	David Thompson (1st Team)
1981-82	Alex English (2nd Team)
1982-83	Alex English (2nd Team)
1985-86	Alex English (2nd Team)
1986-87	Fat Lever (2nd Team)
1998-99	Antonio McDyess (3rd Team)
2005-06	Carmelo Anthony (3rd Team)
2006-07	Carmelo Anthony (3rd Team)
2008-09	Carmelo Anthony (3rd Team)
2008-09	Chauncey Billups (3rd Team)
2009-10	Carmelo Anthony (2nd Team)

NBA ALL-DEFENSIVE TEAM

1976-77	Bobby Jones (1st Team)
1977-78	Bobby Jones (1st Team)
1982-83	T.R. Dunn (2nd Team)
1983-84	T.R. Dunn (2nd Team)
1984-85	T.R. Dunn (2nd Team)
1985-86	Bill Hanzlik (2nd Team)
1987-88	Fat Lever (2nd Team)
1994-95	Dikembe Mutombo (2nd Team)
2004-05	Marcus Camby (2nd Team)
2005-06	Marcus Camby (2nd Team)
2006-07	Marcus Camby (1st Team)
2007-08	Marcus Camby (1st Team)

J. WALTER KENNEDY CITIZENSHIP

(Award for outstanding community service, originated in 1974-75; selected by the PBWA)

1984-85	Dan Issel
1987-88	Alex English
2012-13	Kenneth Faried

NBA SPORTSMANSHIP AWARD

(Award for on-court professionalism, originated in 1995; voted on by the players)

2008-09	Chauncey Billups
---------	------------------

NBA ALL-ROOKIE TEAM

1990-91	Mahmoud Abdul-Rauf (2nd Team)
1991-92	Dikembe Mutombo (1st Team), Mark Macon (2nd Team)
1992-93	LaPhonso Ellis (1st Team)
1994-95	Jalen Rose (2nd Team)
1995-96	Antonio McDyess (1st Team)
1997-98	Bobby Jackson (2nd Team)
1999-00	James Posey (2nd Team)
2002-03	Nenê (1st Team)
2003-04	Carmelo Anthony (1st Team)
2011-12	Kenneth Faried (1st Team)
2014-15	Jusuf Nurkic (2nd Team)
2015-16	Nikola Jokic (1st Team)
	Emmanuel Mudiay (2nd Team)

NBA FREE THROW CHAMPION

1993-94	Mahmoud Abdul-Rauf (.956)
1995-96	Mahmoud Abdul-Rauf (.930)

NBA FIELD GOAL PCT. CHAMPION

1977-78	Bobby Jones (.578)
2010-11	Nenê (.615)



NBA SCORING CHAMPION

1982-83 Alex English (2326/28.4)

NBA BLOCKED SHOTS CHAMPION

1993-94 Dikembe Mutombo (336/4.10)
 1994-95 Dikembe Mutombo (321/3.91)
 1995-96 Dikembe Mutombo (332/4.49)
 2005-06 Marcus Camby (184/3.29)
 2006-07 Marcus Camby (231/3.30)
 2007-08 Marcus Camby (285/3.61)

NBA PLAYER OF THE WEEK

11/2/80 David Thompson
 11/29/81 Alex English
 11/21/82 Alex English
 1/2/83 Kiki Vandeweghe
 1/16/83 Alex English
 11/20/83 Kiki Vandeweghe
 11/11/84 Alex English
 4/1/85 Calvin Natt
 11/24/85 Alex English
 1/12/86 Calvin Natt
 2/2/86 Alex English
 1/25/87 Alex English
 2/1/87 Fat Lever
 4/17/88 Fat Lever
 12/11/88 Michael Adams
 1/27/91 Michael Adams
 3/28/93 Dikembe Mutombo
 4/10/94 Dikembe Mutombo
 4/16/95 Dikembe Mutombo
 12/10/95 Dikembe Mutombo
 11/17/96 Dale Ellis
 2/22/99 Antonio McDyess
 12/3/00 Antonio McDyess
 11/30/03 Voshon Lenard
 3/14/04 Carmelo Anthony, Western Conference
 4/11/04 Carmelo Anthony, Western Conference
 3/7/05 Marcus Camby, Western Conference
 11/13/05 Marcus Camby, Western Conference
 3/19/06 Carmelo Anthony, Western Conference
 11/27/06 Carmelo Anthony, Western Conference
 12/4/06 Carmelo Anthony, Western Conference
 2/12/07 Carmelo Anthony, Western Conference
 11/19/07 Allen Iverson, Western Conference
 12/24/07 Carmelo Anthony, Western Conference
 1/7/08 Allen Iverson, Western Conference
 3/31/08 Carmelo Anthony, Western Conference
 4/14/08 Allen Iverson, Western Conference
 11/17/08 Chauncey Billups, Western Conference
 11/2/09 Carmelo Anthony, Western Conference
 1/19/10 Carmelo Anthony, Western Conference
 1/25/10 Chauncey Billups, Western Conference
 12/27/10 Chauncey Billups, Western Conference
 3/4/12 Ty Lawson, Western Conference
 11/11/12 Kenneth Faried, Western Conference
 3/3/12/13 Ty Lawson, Western Conference

NBA PLAYER OF THE MONTH

March, 1982 Alex English
 Jan., 1983 Alex English
 Nov., 1984 Alex English
 April, 1988 Fat Lever
 March, 2006 Carmelo Anthony, Western Conference
 April, 2007 Carmelo Anthony, Western Conference
 Oct./Nov., 2009 Carmelo Anthony, Western Conference

NBA ROOKIE OF THE MONTH

Nov., 1991 Dikembe Mutombo
 Jan., 1992 Dikembe Mutombo
 Nov., 2003 Carmelo Anthony, Western Conference
 Dec., 2003 Carmelo Anthony, Western Conference
 Jan., 2004 Carmelo Anthony, Western Conference
 Feb., 2004 Carmelo Anthony, Western Conference
 March, 2004 Carmelo Anthony, Western Conference
 April, 2004 Carmelo Anthony, Western Conference
 April 2012 Kenneth Faried, Western Conference

NBA COACH OF THE MONTH

Nov., 1984 Doug Moe
 March, 1988 Doug Moe
 March, 1995 Bernie Bickerstaff
 Feb., 2005 George Karl, Western Conference
 March, 2005 George Karl, Western Conference
 Jan., 2010 George Karl, Western Conference
 Jan., 2013 George Karl, Western Conference
 Mar., 2013 George Karl, Western Conference





ALL-TIME PLAYERS AMONG NBA TOP 10 LEADERS

SCORING

Carmelo Anthony%	3rd	25.6	2010-11
Carmelo Anthony	3rd	28.2	2009-10
Carmelo Anthony	T-7th	22.8	2008-09
Allen Iverson	3rd	26.4	2007-08
Carmelo Anthony	4th	25.7	2007-08
Carmelo Anthony	2nd	28.9	2006-07
Allen Iverson	7th	26.3	2006-07
Carmelo Anthony	8th	26.5	2005-06
Antonio McDyess	9th	21.2	1998-99
Michael Adams	6th	26.5	1990-91
Alex English	T-5th	26.5	1988-89
Alex English	9th	25.0	1987-88
Alex English	3rd	28.6	1986-87
Alex English	3rd	29.8	1985-86
Alex English	5th	27.9	1984-85
Kiki Vandeweghe	3rd	29.4	1983-84
Alex English	4th	26.4	1983-84
Alex English	1st	28.4	1982-83
Kiki Vandeweghe	2nd	26.7	1982-83
Alex English	4th	25.4	1981-82
David Thompson	5th	25.5	1980-81
Alex English	10th	23.8	1980-81
Dan Issel	7th	23.8	1979-80
David Thompson	6th	24.0	1978-89
David Thompson	2nd	27.15	1977-78
David Thompson	4th	25.9	1976-77

%Finished season with New York

REBOUNDING

Marcus Camby	2nd	13.1	2007-08
Marcus Camby	5th	11.7	2006-07
Antonio McDyess	5th	12.1	2000-01
Antonio McDyess	7th	10.7	1998-99
Ervin Johnson	4th	11.1	1996-97
Dikembe Mutombo	3rd	11.8	1995-96
Dikembe Mutombo	2nd	12.5	1994-95
Dikembe Mutombo	6th	11.8	1993-94
Dikembe Mutombo	3rd	13.0	1992-93
Dikembe Mutombo	3rd	12.3	1991-92
Greg Anderson	7th	11.5	1991-92
George McGinnis	9th	11.4	1978-79

STEALS

Raymond Felton	8th	1.67	2010-11
Allen Iverson	8th	1.95	2007-08
Andre Miller	10th	1.73	2003-04
Mark Macon	10th	2.03	1991-92
Michael Adams	T-7th	2.23	1990-91
Fat Lever	7th	2.13	1989-90
Fat Lever	4th	2.75	1988-89
Fat Lever	4th	2.72	1987-88
Fat Lever	6th	2.45	1986-87
Fat Lever	5th	2.28	1985-86
Fat Lever	3rd	2.46	1984-85
T.R. Dunn	6th	2.16	1983-84
Bobby Jones	6th	2.27	1976-77

ASSISTS

Ty Lawson	3rd	9.6	2014-15
Ty Lawson	3rd	8.8	2013-14
Andre Miller	9th	6.7	2011-12
Ty Lawson	10th	6.6	2011-12
Raymond Felton	T-6th	8.3	2010-11
Allen Iverson	9th	7.1	2007-08
Andre Miller*	7th	7.8	2006-07
Allen Iverson	T-8th	7.2	2006-07
Andre Miller	6th	8.2	2005-06
Andre Miller	8th	6.9	2004-05
Andre Miller	T-10th	6.1	2003-04
Nick Van Exel	3rd	8.5	2000-01
Nick Van Exel	T-2nd	9.0	1999-00
Nick Van Exel	T-10th	7.4	1998-99
Mark Jackson*	1st	11.4	1996-97
Michael Adams	3rd	10.5	1990-91
Fat Lever	9th	7.8	1987-88
Fat Lever	9th	8.0	1986-87
Kenny Higgs	10th	5.7	1980-81

*Finished season with Philadelphia

*Finished season with Indiana

FIELD GOAL PERCENTAGE

Kenneth Faried	7th	.558	2015-16
Kenneth Faried	9th	.545	2013-14
JaVale McGee	3rd	.575	2012-13
Kenneth Faried	9th	.552	2012-13
JaVale McGee	5th	.556	2011-12
Nené	1st	.615	2010-11
Nené	3rd	.587	2009-10
Nené	2nd	.604	2008-09
Nené	5th	.530	2003-04
Nené	6th	.519	2002-03
Antonio McDyess	9th	.507	1999-00
Danny Fortson	9th	.495	1998-99
Dikembe Mutombo	7th	.556	1994-95
Dikembe Mutombo	2nd	.569	1993-94
Bobby Jones	1st	.578	1977-78
Bobby Jones	3rd	.570	1976-77

%Started season with Washington

FREE THROW PERCENTAGE

Danilo Gallinari	6th	.895	2014-15
Chauncey Billups%	2nd	.916	2010-11
Chauncey Billups	4th	.910	2009-10
Chauncey Billups	4th	.913	2008-09
Earl Boykins*	6th	.898	2006-07
Earl Boykins	10th	.874	2005-06
Earl Boykins	2nd	.921	2004-05
Earl Boykins	T-8th	.877	2003-04
Chauncey Billups	2nd	.913	1998-99
M. Abdul-Rauf	1st	.930	1995-96
M. Abdul-Rauf	7th	.885	1994-95
M. Abdul-Rauf	1st	.956	1993-94
M. Abdul-Rauf	2nd	.935	1992-93
Walter Davis	3rd	.912	1989-90
Walter Davis	8th	.879	1988-89
Kiki Vandeweghe	9th	.852	1983-84
Kiki Vandeweghe	2nd	.875	1982-83
Billy McKinney	9th	.862	1980-81
John Roche	10th	.866	1979-80
Robert Smith	4th	.883	1978-79

%Finished season with New York

*Finished season with Milwaukee

3-POINT FIELD GOAL PERCENTAGE

Arron Afflalo	T-8th	.423	2010-11
Arron Afflalo	8th	.434	2009-10
Fat Lever	10th	.414	1989-90
Mike Evans	8th	.363	1984-85
Mike Evans	2nd	.360	1983-84
John Roche	4th	.380	1979-80

BLOCKED SHOTS

JaVale McGee	8th	1.99	2012-13
JaVale McGee	2nd	2.16	2011-12
Chris Andersen	6th	1.88	2009-10
Chris Andersen	2nd	2.46	2008-09
Marcus Camby	1st	3.61	2007-08
Marcus Camby	1st	3.30	2006-07
Marcus Camby	1st	3.29	2005-06
Marcus Camby	2nd	3.02	2004-05
Marcus Camby	5th	2.60	2003-04
Raef LaFrentz*	2nd	2.73	2001-02
Raef LaFrentz	7th	2.64	2000-01
Raef LaFrentz	8th	2.22	1999-00
Antonio McDyess	10th	2.30	1998-99
Ervin Johnson	5th	2.77	1996-97
Dikembe Mutombo	1st	4.49	1995-96
Dikembe Mutombo	1st	3.91	1994-95
Dikembe Mutombo	1st	4.10	1993-94
Dikembe Mutombo	3rd	3.50	1992-93
Dikembe Mutombo	T-5th	2.96	1991-92
Wayne Cooper	7th	2.67	1988-89
Wayne Cooper	4th	2.91	1985-86
Wayne Cooper	4th	2.46	1984-85

*Finished season with Dallas

% Started season with Washington



FOREIGN-BORN PLAYERS

NAME	COUNTRY	NAME	COUNTRY
Tariq Abdul-Wahad (2000-02)	France	Sarunas Marciulionis (1996-97)	Lithuania
Carlos Arroyo (2001-02)	Puerto Rico	Timofey Mozgov (2010-2015)	Russia
Mengke Bateer (2001-02)	China	Emmanuel Mudiay (2015-Present)	Dem. Republic of Congo
Rastko Cvetkovic (1995-96)	Yugoslavia	Dikembe Mutombo (1991-96)	Zaire
Yakhoubia Diawara (2006-08)	France	Eduardo Najera (2005-08)	Mexico
Francisco Elson (2003-06)	The Netherlands	Nenê (2002-12)	Brazil
Rudy Fernandez (2011-2012)	Spain	Jusuf Nurkic (2014-Present)	Bosnia-Herzegovina
Luis Flores (2004-05)	Dominican Republic	Kostas Papnikolaou (2015-16)	Greece
Gary Forbes (2010-11)	Panama	Johan Petro (2008-10)	France
Evan Fournier (2012-14)	France	Cheikh Samb (2008-09)	Senegal
Danilo Gallinari (2010-Present)	Italy	Predrag Savovic (2002-03)	Yugoslavia
Carl Herrera (1998-99)	Trinidad	Axel Toupane (2016-Present)	France
Linas Kleiza (2005-09)	Lithuania	Nikoloz Tskitishvili (2002-05)	Georgia
Nikola Jokic (2015-Present)	Serbia	Kiki Vandeweghe (1980-84)	Germany
Garth Joseph (2000-01)	Dominica West Indies	Jan Vesely (2014)	Czech Republic
Joffrey Lauvergne (2015-16)	France	George Zidek (1996-98)	Czechoslovakia

HOMETOWN HEROES – PLAYERS WITH DENVER/COLORADO TIES

PLAYER	SCHOOL	PLAYER	SCHOOL
Byron Beck (1967-77)	University of Denver	Eddie Hughes (1988-90)	Colorado State University
Chauncey Billups (1998-00; 2008-11)	George Washington H.S./ University of Colorado	Mark Randall (1993-95)	Cherry Creek H.S.
Dave Bustin (1972-73)	University of Denver	Brooks Thompson (1996-97)	Littleton H.S.
Joe Barry Carroll (1989-90)	Denver East H.S.	Rodney White (2002-04)	George Washington H.S.
Chuck Gardner (1967-68)	University of Colorado	Chuck Williams (1971-72; 75-77)	Denver East H.S./ University of Colorado
Glen Gondrezick (1979-83)	Boulder High School	Lonnie Wright (1967-71)	Colorado State University
Mike Higgins (1989-90)	Greeley West H.S. / University of Northern Colorado		

NUGGETS ON OLYMPIC TEAMS

1968	Spencer Haywood, USA	2000	Antonio McDyess, USA
	Charlie Scott, USA		Mengke Bateer, China
1972	Bobby Jones, USA	2004	Carmelo Anthony, USA
1976	Tom LaGarde, USA		Allen Iverson, USA
	Walter Davis, USA	2008	Carmelo Anthony, USA
1980	Bill Hanzlik, USA		Linas Kleiza, Lithuania
	Larry Brown, coach, USA	2012	Andre Iguodala, USA
1988	Sarunas Marciulionis, USSR		Timofey Mozgov, Russia
1992	Sarunas Marciulionis, Lithuania	2016	Nikola Jokic, Serbia
1996	Sarunas Marciulionis, Lithuania		
	Mengke Bateer, China		



Bill Hanzlik, USA 1980
(photo courtesy of USA Basketball)



Antonio McDyess, USA 2000



Nikola Jokic, Serbia 2016





NBA ALL-STAR PLAYERS / HONORS / PARTICIPANTS

NUGGETS IN NBA ALL-STAR GAMES

PLAYER	GAMES	STARTS	YEARS
Alex English	8	4	1982-89
Carmelo Anthony	4	3	2007-08, '10-11
Dikembe Mutombo	3	0	1992, '95-96
David Thompson	3	3	1977-79
Chauncey Billups	2	0	2009-10
Allen Iverson	2	1	2007-08
Bobby Jones	2	1	1977-78
Fat Lever	2	1	1988, '90
Kiki Vandeweghe	2	0	1983-84
Dan Issel	1	1	1977
Antonio McDyess	1	0	2001
George McGinnis	1	1	1979
Calvin Natt	1	0	1985

COACH	YEAR	W-L	SCORE	SITE
Larry Brown	1977	W	125-124	Milwaukee, Wis.
George Karl	2010	L	139-141	Dallas, Texas

NUGGETS NBA ALL-STAR HONORS

MOST VALUABLE PLAYER			STARTER		
PLAYER	YEAR	SITE	PLAYER	YEAR	SITE
David Thompson	1979	Detroit, Mich.	David Thompson	1977	Milwaukee, Wis.
			Dan Issel	1977	Milwaukee, Wis.
			Bobby Jones	1977	Milwaukee, Wis.
			David Thompson	1978	Atlanta, Ga.
			David Thompson	1979	Detroit, Mich.
			George McGinnis	1979	Detroit, Mich.
			Alex English	1983	Los Angeles, Calif.
			Alex English	1984	Denver, Colo.
			Alex English	1988	Chicago, Ill.
			Fat Lever	1988	Chicago, Ill.
			Alex English	1989	Houston, Texas
			Carmelo Anthony	2008	New Orleans, La. Allen
			Iverson	2008	New Orleans, La.
			Carmelo Anthony	2010	Dallas, Texas

NUGGETS NBA ALL-STAR SATURDAY PARTICIPANTS

SLAM DUNK CHAMPIONSHIP

PLAYER	YEAR	FINISH	SITE
Mahmoud Abdul-Rauf	1993	6th	Salt Lake City, Utah
Robert Pack	1994	2nd	Minneapolis, Min.
Darvin Ham	1997	4th	Cleveland, Ohio
Chris Andersen	2004	3rd	Los Angeles, Calif.
J.R. Smith	2009	3rd	Phoenix, Ariz.
Kenneth Faried	2013	T-3rd	Houston, Texas
Will Barton	2016	T-3rd	Toronto, Canada

LONG DISTANCE SHOOTOUT

PLAYER	YEAR	FINISH	SITE
Michael Adams	1989	T-5th	Houston, Texas
Dale Ellis	1997	6th	Cleveland, Ohio
Voshon Lenard	2004	1st	Los Angeles, Calif.
Voshon Lenard	2005	3rd	Denver, Colo.
Chauncey Billups	2010	3rd	Dallas, Texas

SHOOTING STARS

PLAYER	YEAR	FINISH	SITE
Andre Miller	2005	2nd	Denver, Colo.

ROOKIE GAME/SOPHOMORE GAME

PLAYER	YEAR	FINISH	SITE
Jalen Rose	1995	L	Phoenix, Ariz.
Antonio McDyess	1996	L	San Antonio, Texas
Danny Fortson	1998	L	New York, N.Y.
Bobby Jackson	1998	L	New York, N.Y.
Raef LaFrentz	2000	L	Oakland, Calif.
James Posey	2000	W	Oakland, Calif.
Nenê	2003	L	Atlanta, Ga.
Nenê	2004	W	Los Angeles, Calif.
Carmelo Anthony	2004	L	Los Angeles, Calif.
Carmelo Anthony (MVP)	2005	W	Denver, Colo.
Kenneth Faried (MVP)	2013	W	Houston, Texas
Nikola Jokic	2016	L	Toronto, Canada
Emmanuel Mudiay	2016	L	Toronto, Canada

SKILLS COMPETITION

PLAYER	YEAR	FINISH	SITE
Earl Boykins	2004	3rd	Los Angeles, Calif.
Earl Boykins	2005	2nd	Denver, Colo.
Emmanuel Mudiay	2016	--	Toronto, Canada





CARMELLO ANTHONY

YR	MIN	FG	FGA	PCT	3FG	3FGA	PCT	FT	FTA	PCT	REB	AST	PF	STL	BLK	PTS
'07	25	10	15	.667	0	0	-----	0	0	-----	9	1	2	1	0	20
'08*	22	8	17	.471	0	0	-----	2	3	.667	7	1	0	0	0	18
'10*	29	13	22	.591	1	4	.250	0	1	.000	10	2	0	0	0	27
'11*	23	4	10	.400	0	1	.000	0	0	-----	7	2	3	1	1	8
TOTAL	99	35	64	.547	1	5	.200	2	4	.500	33	6	5	2	1	73

CHAUNCEY BILLUPS

YR	MIN	FG	FGA	PCT	3FG	3FGA	PCT	FT	FTA	PCT	REB	AST	PF	STL	BLK	PTS
'09	19	2	5	.400	1	3	.333	0	0	-----	2	3	2	1	0	5
'10	26	6	11	.546	5	8	.625	0	0	-----	0	5	1	1	0	17
TOTAL	45	8	16	.500	6	11	.546	0	0	-----	2	8	3	2	0	22

ALEX ENGLISH

YR	MIN	FG	FGA	PCT	3FG	3FGA	PCT	FT	FTA	PCT	REB	AST	PF	STL	BLK	PTS
'82	12	2	6	.333	0	0	-----	0	0	-----	5	1	2	1	0	4
'83*	23	7	14	.500	0	0	-----	0	1	.000	4	0	2	1	2	14
'84*	19	6	8	.750	0	0	-----	1	1	1.000	0	2	2	1	1	13
'85	14	0	3	.000	0	0	-----	0	0	-----	2	1	1	0	0	0
'86	16	8	12	.667	0	0	-----	0	0	-----	1	2	0	0	1	16
'87	13	0	6	.000	0	0	-----	0	0	-----	0	1	1	0	0	0
'88*	22	5	10	.500	0	0	-----	0	0	-----	3	4	0	1	0	10
'89*	29	8	13	.615	0	0	-----	0	0	-----	3	4	0	2	0	16
TOTAL	161	36	72	.500	0	0	-----	1	2	.500	18	13	8	6	3	60

DAN ISSEL

YR	MIN	FG	FGA	PCT	3FG	3FGA	PCT	FT	FTA	PCT	REB	AST	PF	STL	BLK	PTS
'77*	10	0	3	.000	0	0	-----	0	0	-----	1	0	0	-----	0	0
TOTAL	10	0	3	.000	0	0	-----	0	0	-----	1	0	0	0	0	0

ALLEN IVERSON

YR	MIN	FG	FGA	PCT	3FG	3FGA	PCT	FT	FTA	PCT	REB	AST	PF	STL	BLK	PTS
'07	Did Not Play --- Injury															
'08*	14	3	4	.750	0	0	-----	1	2	.500	3	1	0	1	0	7
TOTAL	14	3	4	.750	0	0	-----	1	2	.500	3	1	0	1	0	7

BOBBY JONES

YR	MIN	FG	FGA	PCT	3FG	3FGA	PCT	FT	FTA	PCT	REB	AST	PF	STL	BLK	PTS
'77*	14	1	4	.250	0	0	-----	0	0	-----	0	3	0	-----	1	2
'78	18	1	3	.333	0	0	-----	0	0	-----	6	2	4	-----	1	2
TOTAL	32	2	7	.286	0	0	-----	0	0	-----	6	5	4	-----	2	6

FAT LEVER

YR	MIN	FG	FGA	PCT	3FG	3FGA	PCT	FT	FTA	PCT	REB	AST	PF	STL	BLK	PTS
'88*	31	7	14	.500	0	0	-----	3	4	.750	4	3	4	0	0	17
'90	22	7	13	.539	0	2	.000	2	2	1.000	3	2	0	2	0	16
TOTAL	53	14	27	.519	0	2	.000	5	6	.833	7	5	4	2	0	33

ANTONIO McDIYESS

YR	MIN	FG	FGA	PCT	3FG	3FGA	PCT	FT	FTA	PCT	REB	AST	PF	STL	BLK	PTS
'01	15	4	9	.444	0	0	-----	0	0	-----	8	2	2	1	0	8
TOTAL	15	4	9	.444	0	0	-----	0	0	-----	8	2	2	1	0	8





CAREER NBA ALL-STAR STATS

GEORGE MCGINNIS

YR	MIN	FG	FGA	PCT	3FG	3FGA	PCT	FT	FTA	PCT	REB	AST	PF	STL	BLK	PTS
'79*	25	5	12	.417	0	0	-----	6	11	.546	6	3	4	-----	0	16
TOTAL	25	5	12	.417	0	0	-----	6	11	.546	6	3	4	-----	0	16

DIKEMBE MUTOMBO

YR	MIN	FG	FGA	PCT	3FG	3FGA	PCT	FT	FTA	PCT	REB	AST	PF	STL	BLK	PTS
'92	10	2	4	.500	0	0	-----	0	0	-----	2	1	0	1	0	4
'95	20	6	8	.750	0	0	-----	0	0	-----	8	1	3	0	4	12
'96	11	2	4	.500	0	0	-----	0	0	-----	9	0	3	0	0	4
TOTAL	41	10	16	.625	0	0	-----	0	0	-----	19	2	6	1	4	20

CALVIN NATT

YR	MIN	FG	FGA	PCT	3FG	3FGA	PCT	FT	FTA	PCT	REB	AST	PF	STL	BLK	PTS
'85	11	1	3	.333	0	0	-----	1	2	.500	3	1	1	0	0	3
TOTAL	11	1	3	.333	0	0	-----	1	2	.500	3	1	1	0	0	3

DAVID THOMPSON

YR	MIN	FG	FGA	PCT	3FG	3FGA	PCT	FT	FTA	PCT	REB	AST	PF	STL	BLK	PTS
'77*	29	7	9	.778	0	0	-----	4	6	.667	7	3	3	-----	0	18
'78*	35	10	16	.625	0	0	-----	2	4	.500	3	3	4	-----	0	22
'79*	34	11	17	.647	0	0	-----	3	7	.429	5	2	4	-----	1	25
TOTAL	98	28	42	.667	0	0	-----	9	17	.529	15	8	11	-----	1	65

KIKI VANDEWEGHE

YR	MIN	FG	FGA	PCT	3FG	3FGA	PCT	FT	FTA	PCT	REB	AST	PF	STL	BLK	PTS
'83	14	3	4	.750	0	0	-----	1	2	.500	3	1	0	1	0	7
'84	26	7	13	.538	0	0	-----	0	0	-----	3	1	2	0	0	14
TOTAL	40	10	17	.588	0	0	-----	1	2	.500	6	2	6	1	0	21

*Denotes Starter





40

BYRON BECK

Jersey Number Retired: December 16, 1977

Byron Beck's name can be found next to the word "first" in several places in the Nuggets history books. He was the first player signed by the original Denver Rockets franchise in

1967 and fittingly, his was the first number retired by the Nuggets.


Beck, who played for the Rockets/Nuggets from 1967-77, was one of the best pure shooters in ABA history, and his sweeping hook shot was a team trademark for its first 10 years.

The two-time ABA All-Star (1969; '76) never averaged more than 14.5 points per game in a season;

nonetheless, he stands in sixth place on the Nuggets all-time scoring list (8,603) - a true reflection of his consistency. In addition, he ranks second in rebounds (5,261) and third in games played (747).

Beck always stepped up his play at crunch time. In the 1973 ABA Playoffs, Beck averaged nearly 20 points per night. In 1976, he helped lead the Nuggets to the ABA Finals. Beck appeared in 66 playoff games with Denver, posting a 12.8 scoring average - more than a point per game higher than his career regular season average.

The former University of Denver star was a fan-favorite and his work in the community earned him considerable respect off the court. Beck was the leading Nugget in personal appearances and he was the Denver sports co-chairman for Labor Day's Muscular Dystrophy Telethon.



44

DAN ISSEL

Jersey Number Retired: April 5, 1985

The name Dan Issel became synonymous with the Denver Nuggets during his playing days from 1975-85 and it still is today. Nicknamed "The Horse", Issel is one

of the most popular sports figures in Colorado history.

Issel never failed to respond when duty called and was one of the most durable players in pro basketball history. In his 15-year pro career, Issel played in 1,218 of 1,242 possible games.

When he retired in 1985, he left as the Nuggets all-time leading scorer and rebounder after notching 16,589 points and 6,630 boards. He still ranks among the top five in nearly every statistical category on the Nuggets all-time list.

One of the most prolific scorers in basketball history, Issel ranks eighth on the combined ABA/NBA

all-time scoring list with 27,482 points. He trails only Kareem Abdul-Jabbar, Karl Malone, Michael Jordan, Wilt Chamberlain, Julius Erving, Moses Malone and Shaquille O'Neal.

There was more to Issel than his on the court prowess, however. He was also a leader in the community. In 1985, the Professional Basketball Writers Association of America recognized that and presented Issel with the J. Walter Kennedy Award for community service.

In 1992, Issel returned to the Nuggets, this time as their head coach. He orchestrated a tremendous turnaround, taking a club that had won just 44 games in two years prior to his arrival and leading them to the NBA Playoffs in just two seasons. He re-joined the franchise in 1998 as General Manager and subsequently served as President and Head Coach until 2001.

"The Horse", a 1976 ABA All-Star and a '77 NBA All-Star, became the first Nugget to be elected into the Basketball Hall of Fame in 1993.





33

DAVID THOMPSON

Jersey Number Retired: November 7, 1992

Before there was Michael Jordan, there was David Thompson. Nicknamed "Skywalker", Thompson dazzled Nuggets fans from 1975-82 with his incredible leaping ability, crowd-pleasing dunks and seemingly effortless scoring ability.

In his seven seasons, Thompson racked up 11,992 points - good for fourth on Denver's all-time scoring list. In addition, he still ranks in the top five in nearly every major scoring category in Nuggets history.

After the Nuggets acquired his draft rights in 1975, Thompson made an immediate impact. In his first year, he captured ABA and pro basketball Rookie of the Year

honors after averaging 26.0 points per game. He was also named MVP of the 1976 ABA All-Star Game.

Nothing changed when the Nuggets entered the NBA. "DT" was named to the All-NBA First Team in 1977 and '78 and he made three-straight NBA All-Star appearances, earning MVP honors in the 1979 contest. He is the only player to ever be named MVP in both an ABA and NBA All-Star game.

On April 9, 1978, the 6'4" guard poured in a career-high 73 points against the Detroit Pistons. The 73 points are a Nugget single-game record and are tied for the third-most ever scored by an individual in a non-overtime game in NBA history.

Thompson was traded to Seattle in the summer of 1982, ending his illustrious seven-year career in Denver. DT was inducted into the Basketball Hall of Fame in 1996.



2

ALEX ENGLISH

Jersey Number Retired: March 2, 1993

Alex English's career can best be summed up with one word: consistency. In 10 of his 11 seasons with the Nuggets (1979-90), English averaged better than 21 points per game.

In eight of those 11 years, he scored more than 25 per game.

When he departed as a free agent in 1990, English left as the Nuggets all-time leading scorer - having notched 21,645 points - and his career average of 25.9 ppg is the best in Nuggets history. He also ranks 13th on the NBA's all-time scoring list.

The eight-time NBA All-Star is also the Nuggets career leader in games played, minutes played, field goals made, field goals attempted and assists.

Additionally, he ranks third in steals, fourth in rebounds and fifth in blocked shots.

In each of his first 10 seasons with the Nuggets, English finished among the top 10 in the NBA in scoring. In 1982-83, he became the first and only Nugget to lead the league in scoring with a 28.4 average. English also holds the distinction of leading the NBA in scoring during the decade of the '80s, after compiling 19,682 points.

A second-team All-NBA member in 1982, '83 and '86, English guided the Nuggets to Division championships in 1984-85 and '87-88.

Also a leader in the community, English was presented the J. Walter Kennedy Citizenship Award for community service in 1988. In 1985, he convinced NBA players to donate their shares from the All-Star game to Interaction Ethiopia, a relief fund.

He was inducted into the Basketball Hall of Fame in 1997.



432

DOUG MOE

Jersey Number Retired: November 7, 2002

Doug Moe was the face and personality of the Nuggets throughout the '80s - one of the most successful eras in club history - serving as the team's charismatic head coach

Moe's "passing game" offense was one of the most feared in the NBA during the '80s. The Nuggets averaged no fewer than 114.6 ppg in each of his years and averaged better than 120.0 ppg for five-straight seasons ('80-85). In fact, the Nuggets led the NBA in scoring in six of Moe's 10 years in Denver.

Moe's clubs produced 13 All-Star selections and three of his players, David Thompson, Dan Issel and Alex English, have been inducted into the Basketball Hall of Fame.

from 1980-90.

On Dec. 18, 1980, Moe assumed head coaching duties following the departure of Donnie Walsh. Over the next 10 years, he racked up 432 regular season wins and 24 postseason victories - both team records. He guided the Nuggets to nine-straight playoff appearances, including a trip to the 1985 Western Conference Finals, and two Midwest Division titles in '84-85 and '87-88. In '87-88, the Nuggets won a franchise-record 54 games, earning Moe NBA Coach of the Year honors.

Affectionately known as the "Big Stiff", Moe began his career with the Nuggets in the ABA as an assistant coach on Larry Brown's staff from '74-76. During those two seasons, the Nuggets posted a 125-43 record and advanced to the 1976 ABA Finals.

He also served as head coach of the San Antonio Spurs ('76-80) and Philadelphia 76ers ('92-93) and compiled 628 career wins, the 20th-most in NBA history.





ALL-TIME COACHES

ALL-TIME NUGGETS COACHES (ABA 1967-75, NBA 1976 TO PRESENT)

YEAR	COACH	REGULAR SEASON		PLAYOFFS	
		WON	LOST	WON	LOST
1967-68	Bob Bass	45	33	2	3
1968-69	Bob Bass	44	34	3	4
1969-70	John McClendon	9	19	-	-
	Joe Belmont	42	14	5	7
1970-71	Joe Belmont	3	10	-	-
	Stan Albeck	27	44	-	-
1971-72	Alex Hannum	34	50	3	4
1972-73	Alex Hannum	47	37	1	4
1973-74	Alex Hannum	37	47	-	-
1974-75	Larry Brown	65	19	7	6
1975-76	Larry Brown	60	24	6	7
1976-77	Larry Brown	50	32	2	4
1977-78	Larry Brown	48	34	6	7
1978-79	Larry Brown	28	25	-	-
	Donnie Walsh	19	10	1	2
1979-80	Donnie Walsh	30	52	-	-
1980-81	Donnie Walsh	11	20	-	-
	Doug Moe	26	25	-	-
1981-82	Doug Moe	46	36	1	2
1982-83	Doug Moe	45	37	3	5
1983-84	Doug Moe	38	44	2	3
1984-85	Doug Moe	52	30	8	7
1985-86	Doug Moe	47	35	5	5
1986-87	Doug Moe	37	45	0	3
1987-88	Doug Moe	54	28	5	6
1988-89	Doug Moe	44	38	0	3
1989-90	Doug Moe	43	39	0	3
1990-91	Paul Westhead	20	62	-	-
1991-92	Paul Westhead	24	58	-	-
1992-93	Dan Issel	36	46	-	-
1993-94	Dan Issel	42	40	6	6
1994-95	Dan Issel	18	16	-	-
	Gene Littles	3	13	-	-
	Bernie Bickerstaff	20	12	0	3
1995-96	Bernie Bickerstaff	35	47	-	-
1996-97	Bernie Bickerstaff	4	9	-	-
	Dick Motta	17	52	-	-
1997-98	Bill Hanzlik	11	71	-	-
1998-99	Mike D'Antoni	14	36	-	-
1999-00	Dan Issel	35	47	-	-
2000-01	Dan Issel	40	42	-	-
2001-02	Dan Issel	9	17	-	-
	Mike Evans	18	38	-	-
2002-03	Jeff Bzdelik	17	65	-	-
2003-04	Jeff Bzdelik	43	39	1	4
2004-05	Jeff Bzdelik	13	15	-	-
	Michael Cooper	4	10	-	-
	George Karl	32	8	1	4
2005-06	George Karl	44	38	1	4
2006-07	George Karl	45	37	1	4
2007-08	George Karl	50	32	0	4
2008-09	George Karl	54	28	10	6
2009-10	George Karl	53	29	2	4
2010-11	George Karl	50	32	1	4
2011-12	George Karl	38	28	3	4
2012-13	George Karl	57	25	2	4
2013-14	Brian Shaw	36	46	-	-
2014-15	Brian Shaw	20	39	-	-
	Melvin Hunt	10	13	-	-
2015-16	Michael Malone	33	49	-	-





ALL-TIME COACHING RECORDS

COACH	REGULAR SEASON			PLAYOFFS		
	WON	LOST	PCT.	WON	LOST	PCT.
Bob Bass	89	67	.571	5	7	.471
John McClendon	9	19	.321	-	-	-
Joe Belmont	45	24	.652	5	7	.471
Stan Albeck	27	44	.380	-	-	-
Alex Hannum	118	134	.468	4	8	.333
Larry Brown	251	134	.649	21	24	.467
Donnie Walsh	60	82	.423	1	2	.333
Doug Moe	432	357	.548	24	37	.393
Paul Westhead	44	120	.268	-	-	-
Dan Issel	180	208	.464	6	6	.500
Gene Littles	3	13	.188	-	-	-
Bernie Bickerstaff	59	68	.465	0	3	.000
Dick Motta	17	52	.246	-	-	-
Bill Hanzlik	11	71	.134	-	-	-
Mike D'Antoni	14	36	.280	-	-	-
Mike Evans	18	38	.321	-	-	-
Jeff Bzdelik	60	104	.366	1	4	.200
Michael Cooper	4	10	.286	-	-	-
George Karl	423	257	.622	21	38	.355
Brian Shaw	56	85	.397	-	-	-
Melvin Hunt	10	13	.434	-	-	-
Michael Malone	33	49	.402	-	-	-
ABA Totals	413	331	.555	27	35	.436
NBA Totals	1563	1669	.484	61	101	.376





RECORD AGAINST NBA OPPONENTS

NBA REGULAR SEASON

TEAM	SEASONS	HOME W-L	ROAD W-L	OVERALL W-L	PCT.
Atlanta Hawks	39	30-12	8-33	38-45	.458
Boston Celtics	40	25-17	7-35	32-52	.381
Brooklyn Nets	4	1-3	1-3	2-6	.250
New Jersey Nets	36	31-8	13-24	44-32	.579
Total (Nets)	40	32-11	14-27	46-38	.548
Charlotte Hornets	16	10-7	5-11	15-18	.455
Charlotte Bobcats	10	7-2	5-5	12-7	.631
Total (Charlotte)	26	17-9	10-16	27-25	.519
Chicago Bulls	39	33-10	14-30	47-40	.540
Cleveland Cavaliers	39	30-12	15-25	45-37	.549
Dallas Mavericks	36	50-32	27-53	77-85	.475
Detroit Pistons	39	24-18	12-29	36-47	.434
Golden State Warriors	40	62-20	29-54	91-74	.552
Houston Rockets	40	52-35	33-55	85-90	.486
Indiana Pacers	40	26-15	15-28	41-43	.488
Los Angeles Clippers	32	45-19	20-42	65-61	.516
San Diego Clippers	6	13-2	6-9	19-11	.633
Buffalo Braves	2	4-0	1-3	5-3	.625
Total (Clippers)	40	62-21	27-54	89-75	.543
Los Angeles Lakers	40	39-45	25-56	64-102	.386
Memphis Grizzlies	15	22-5	11-17	33-22	.600
Vancouver Grizzlies	6	10-2	6-6	16-8	.667
Total (Grizzlies)	21	32-7	17-23	49-30	.620
Miami Heat	28	17-12	10-19	27-31	.466
Milwaukee Bucks	39	37-8	18-26	55-34	.618
Minnesota Timberwolves	27	38-19	32-25	70-44	.614
New Orleans Pelicans	3	3-2	3-3	6-5	.545
New Orleans Hornets	9	10-5	6-8	16-13	.552
New Orleans/OKC Hornets	2	1-2	3-1	4-3	.571
Total (New Orleans)	14	14-9	12-12	26-21	.553
New York Knicks	39	26-15	14-28	40-43	.482
Oklahoma City Thunder	8	9-6	5-11	14-17	.452
Seattle SuperSonics	32	42-27	19-50	61-77	.442
Total (Thunder)	40	51-33	24-61	75-94	.444
Orlando Magic	26	17-10	6-22	23-32	.418
Philadelphia 76ers	39	22-18	14-28	36-46	.439
Phoenix Suns	40	48-35	21-60	69-95	.421
Portland Trail Blazers	40	55-28	20-65	75-93	.446
Sacramento Kings	31	42-19	18-44	60-63	.488
Kansas City Kings	19	17-7	8-16	25-23	.521
Total (Kings)	40	59-26	26-60	85-86	.497
San Antonio Spurs	40	46-42	19-69	65-111	.369
Toronto Raptors	21	14-6	11-9	25-15	.625
Utah Jazz	37	49-36	17-69	66-105	.386
New Orleans Jazz	3	6-0	3-3	9-3	.750
Total (Jazz)	40	55-36	20-72	75-108	.410
Washington Wizards	40	27-15	23-19	50-34	.595
TOTALS	40	1,040-576	523-1,093	1,563-1,669	.484

NBA PLAYOFFS

TEAM	SERIES	HOME W-L	ROAD W-L	OVERALL W-L	PCT.
Dallas Mavericks	2	4-2	2-3	6-5	.546
Golden State Warriors	1	2-1	0-3	2-4	.333
Houston Rockets	1	2-1	0-3	2-4	.333
Los Angeles Clippers	1	1-1	0-3	1-4	.250
Los Angeles Lakers	6	4-9	3-12	7-21	.250
Milwaukee Bucks	1	3-1	1-2	4-3	.571
Minnesota Timberwolves	1	1-1	0-3	1-4	.200
New Orleans Hornets	1	3-0	1-1	4-1	.800
Phoenix Suns	3	2-2	1-4	3-6	.333
Portland Trail Blazers	2	3-2	2-3	5-5	.500
San Antonio Spurs	6	3-8	3-12	6-20	.231
Seattle Sonics/OKC Thunder	4	7-3	2-9	9-12	.429
Utah Jazz	4	8-3	3-9	11-12	.478
TOTALS	33	43-34	18-67	61-101	.377

YEAR-BY-YEAR NBA RECORDS



REGULAR SEASON

PLAYOFFS

YEAR	W	L	PCT	PLACE	W	L	PCT
1976-77	50	32	.610	1st MW	2	4	.333
1977-78	48	34	.585	1st MW	6	7	.462
1978-79	47	35	.573	2nd MW	1	2	.333
1979-80	30	52	.366	3rd MW	-	-	-----
1980-81	37	45	.451	4th MW	-	-	-----
1981-82	46	36	.561	2nd MW	1	2	.333
1982-83	45	37	.549	2nd MW	3	5	.375
1983-84	38	44	.463	3rd MW	2	3	.400
1984-85	52	30	.634	1st MW	8	7	.533
1985-86	47	35	.573	2nd MW	5	5	.500
1986-87	37	45	.451	4th MW	0	3	.000
1987-88	54	28	.659	1st MW	5	6	.455
1988-89	44	38	.537	3rd MW	0	3	.000
1989-90	43	39	.524	4th MW	0	3	.000
1990-91	20	62	.244	7th MW	-	-	-----
1991-92	24	58	.293	4th MW	-	-	-----
1992-93	36	46	.439	4th MW	-	-	-----
1993-94	42	40	.512	4th MW	6	6	.500
1994-95	41	41	.500	4th MW	0	3	.000
1995-96	35	47	.427	4th MW	-	-	-----
1996-97	21	61	.256	5th MW	-	-	-----
1997-98	11	71	.134	7th MW	-	-	-----
1998-99	14	36	.280	6th MW	-	-	-----
1999-00	35	47	.427	5th MW	-	-	-----
2000-01	40	42	.488	6th MW	-	-	-----
2001-02	27	55	.329	6th MW	-	-	-----
2002-03	17	65	.207	7th MW	-	-	-----
2003-04	43	39	.524	6th MW	1	4	.200
2004-05	49	33	.598	2nd NW	1	4	.200
2005-06	44	38	.537	1st NW	1	4	.200
2006-07	45	37	.549	2nd NW	1	4	.200
2007-08	50	32	.610	2nd NW	0	4	.000
2008-09	54	28	.659	1st NW	10	6	.625
2009-10	53	29	.646	1st NW	2	4	.333
2010-11	50	32	.610	2nd NW	1	4	.200
2011-12	38	28	.576	2nd NW	3	4	.429
2012-13	57	25	.695	2nd NW	2	4	.333
2013-14	36	46	.439	4th NW	-	-	-----
2014-15	30	52	.366	4th NW	-	-	-----
2015-16	33	49	.402	4th NW	-	-	-----
TOTALS	1,563	1,669	.484		61	101	.377

HOME-ROAD

YEAR	HOME	ROAD	OVERALL	YEAR	HOME	ROAD	OVERALL
1976-77	36-5	14-27	50-32	1996-97	12-29	9-32	21-61
1977-78	33-8	15-26	48-34	1997-98	9-32	2-39	11-71
1978-79	29-12	18-23	47-35	1998-99	12-13	2-23	14-36
1979-80	24-17	6-35	30-52	1999-00	25-16	10-31	35-47
1980-81	23-18	14-27	37-45	2000-01	29-12	11-30	40-42
1981-82	29-12	17-24	46-36	2001-02	20-21	7-34	27-55
1982-83	29-12	16-25	45-37	2002-03	13-28	4-37	17-65
1983-84	27-14	11-30	38-44	2003-04	29-12	14-27	43-39
1984-85	34-7	18-23	52-30	2004-05	31-10	18-23	49-33
1985-86	34-7	13-28	47-35	2005-06	26-15	18-23	44-38
1986-87	27-14	10-31	37-45	2006-07	23-18	22-19	45-37
1987-88	35-6	19-22	54-28	2007-08	33-8	17-24	50-32
1988-89	35-6	9-32	44-38	2008-09	33-8	21-20	54-28
1989-90	28-13	15-26	43-39	2009-10	34-7	19-22	53-29 2010-
1990-91	17-24	3-38	20-62	11	33-8	17-24	50-32
1991-92	18-23	6-35	24-58	2011-12	20-13	18-15	38-28
1992-93	28-13	8-33	36-46	2012-13	38-3	19-22	57-25
1993-94	28-13	14-27	42-40	2013-14	22-19	14-27	36-46
1994-95	23-18	18-23	41-41	2014-15	19-22	11-30	30-52
1995-96	24-17	11-30	35-47	2015-16	18-23	15-26	33-49
TOTALS	1,040-576	523-1,093	1,563-1,669				





MONTH-BY-MONTH NBA RECORDS

YEAR		OCT	NOV	DEC	JAN	FEB	MAR	APR
76-77	Home	3-0	7-0	7-1	7-2	6-0	5-2	1-0
	Road	1-0	2-5	3-4	2-3	2-5	2-7	2-3
	Total	4-0	9-5	10-5	9-5	8-5	7-9	3-3
77-78	Home	4-0	6-0	5-1	6-2	6-1	4-4	2-0
	Road	0-2	4-6	2-4	4-2	2-5	1-5	2-2
	Total	4-2	10-6	7-5	10-4	8-6	5-9	4-2
78-79	Home	4-0	2-3	5-3	7-2	5-2	6-2	0-0
	Road	2-3	2-7	2-3	4-4	2-4	3-0	3-2
	Total	6-3	4-10	7-6	11-6	7-6	9-2	3-2
79-80	Home		2-4	4-3	5-1	4-4	5-3	4-2
	Road		0-4	3-6	0-8	1-7	1-2	1-8
	Total		2-8	7-9	5-9	5-11	6-5	5-10
80-81	Home		1-4	4-2	3-3	4-4	6-3	5-2
	Road		1-3	4-5	0-7	3-4	1-3	5-5
	Total		2-7	8-7	3-10	7-8	7-6	10-7
81-82	Home	1-0	5-1	3-4	5-2	4-4	8-1	3-0
	Road	0-1	2-3	3-6	4-3	2-4	5-1	1-6
	Total	1-1	7-4	6-10	9-5	6-8	13-2	4-6
82-83	Home	1-1	3-4	3-3	7-1	4-1	7-2	4-0
	Road	0-0	3-5	3-4	2-6	3-5	3-3	2-2
	Total	1-1	6-9	6-7	9-7	7-6	10-5	6-2
83-84	Home	1-0	5-3	4-3	4-2	3-4	8-0	2-2
	Road	0-1	3-4	1-7	1-5	3-6	2-5	1-2
	Total	1-1	8-7	5-10	5-7	6-10	10-5	3-4
84-85	Home	1-0	7-0	4-4	8-2	5-0	7-0	2-1
	Road	0-1	4-2	3-5	3-3	3-4	3-5	2-3
	Total	1-1	11-2	7-9	11-5	8-4	10-5	4-4
85-86	Home	2-0	7-2	5-1	6-1	7-0	6-2	1-1
	Road	2-0	1-4	2-5	2-7	2-4	2-5	2-3
	Total	4-0	8-6	7-6	8-8	9-4	8-7	3-4
86-87	Home	1-0	7-1	2-3	6-2	3-4	5-3	3-1
	Road	0-0	0-6	3-7	1-6	1-5	3-4	2-3
	Total	1-0	7-7	5-10	7-8	4-9	8-7	5-4
87-88	Home		6-1	5-1	5-1	6-2	7-1	6-0
	Road		2-3	3-6	3-5	3-2	5-4	3-2
	Total		8-4	8-7	8-6	9-4	12-5	9-2
88-89	Home		8-1	5-2	4-2	8-0	5-0	5-1
	Road		1-3	3-5	1-9	0-4	3-6	1-4
	Total		9-4	8-7	5-11	8-4	8-6	6-5
89-90	Home		8-0	4-1	3-4	5-3	6-2	1-3
	Road		2-4	5-5	1-5	1-4	2-7	5-1
	Total		10-4	9-6	4-9	6-7	8-9	6-4
90-91	Home		3-5	2-3	6-3	2-4	4-5	1-3
	Road		0-6	1-9	1-4	0-6	0-7	0-7
	Total		3-11	3-12	7-7	2-10	4-12	1-10
91-92	Home		7-3	3-3	4-4	2-3	1-7	1-3
	Road		0-5	2-5	1-6	1-8	2-6	0-5
	Total		7-8	5-8	5-10	3-11	3-13	1-8
92-93	Home		4-2	2-4	7-1	5-1	5-4	5-1
	Road		1-5	0-8	1-6	2-5	2-5	2-4
	Total		5-7	2-12	8-7	7-6	7-9	7-5
93-94	Home		4-2	6-0	5-4	4-2	7-1	2-4
	Road		2-5	2-6	1-4	3-5	1-4	5-3
	Total		6-7	8-6	6-8	7-7	8-5	7-7
94-95	Home		4-4	5-2	4-3	3-4	4-1	3-4
	Road		2-2	3-5	1-7	2-4	6-4	4-1
	Total		6-6	8-7	5-10	5-8	10-5	7-5
95-96	Home		2-3	6-1	2-5	5-2	5-3	4-3
	Road		2-6	3-6	3-4	0-5	2-6	1-3
	Total		4-9	9-7	5-9	5-7	7-9	5-6

YEAR		OCT	NOV	DEC	JAN	FEB	MAR	APR
96-97	Home		2-6	2-4	3-5	2-4	3-5	0-5
	Road		3-5	1-7	3-4	1-6	0-5	1-5
	Total		5-11	3-11	6-9	3-10	3-10	1-10
97-98	Home	0-1	1-4	1-6	1-7	1-7	3-3	2-3
	Road	0-0	0-7	0-8	1-7	0-5	1-8	0-5
	Total	0-1	1-11	1-14	2-14	1-12	4-11	2-8
98-99	Home					5-3	3-5	4-5*
	Road					0-6	0-9	2-8
	Total					5-9	3-14	6-13*
99-00	Home		6-2	6-2	5-4	2-2	2-4	4-2
	Road		0-5	3-4	0-5	3-6	2-9	2-2
	Total		6-7	9-6	5-9	5-8	4-13	6-4
00-01	Home		6-3	6-2	8-1	3-2	2-3	4-0
	Road		2-5	2-5	2-4	1-7	3-7	1-3
	Total		8-8	8-7	10-5	4-9	5-10	5-3
01-02	Home	0-0	5-5	3-4	2-5	1-4	4-4	5-0
	Road	1-0	1-4	0-6	1-6	2-4	2-8	0-5
	Total	1-0	6-9	3-10	3-11	3-8	6-12	5-5
02-03	Home	0-0	3-6	1-6	3-3	2-6	4-3	0-4
	Road	0-1	2-4	0-7	1-8	0-6	1-7	0-4
	Total	0-1	5-10	1-13	4-11	2-12	5-10	0-8
03-04	Home	1-0	6-1	6-3	5-4	4-1	4-3	3-0
	Road	0-1	3-4	3-4	4-4	1-6	2-6	1-2
	Total	1-1	9-5	9-7	9-8	5-7	6-9	4-2
04-05	Home		7-3	3-3	2-3	4-0	9-1	6-0
	Road		1-3	3-6	3-7	4-4	3-1	4-2
	Total		8-6	6-9	5-10	8-4	12-2	10-2
05-06	Home		6-3	3-4	6-2	3-3	6-1	2-2
	Road		2-5	3-5	5-3	2-2	5-4	1-4
	Total		8-8	6-9	11-5	5-5	11-5	3-6
06-07	Home		4-3	5-3	3-6	3-3	4-3	4-0
	Road		4-2	3-4	3-3	3-4	3-5	6-1
	Total		8-5	8-7	6-9	6-7	7-8	10-1
07-08	Home	1-0	6-2	5-3	7-0	4-2	7-0	3-1
	Road	0-0	3-5	3-2	2-6	4-3	3-6	2-2
	Total	1-0	9-7	8-5	9-6	8-5	10-6	5-3
08-09	Home		6-2	5-2	8-2	3-1	7-1	4-0
	Road	1-1	5-3	4-4	2-2	5-3	3-5	1-2
	Total	1-1	11-5	9-6	10-4	8-4	10-6	5-2
09-10	Home	1-0	6-1	6-1	8-1	4-2	5-1	4-1
	Road	1-0	4-4	2-6	4-2	3-3	4-6	1-1
	Total	2-0	10-5	8-7	12-3	7-5	9-7	5-2
10-11	Home	1-0	6-1	6-2	7-2	5-2	6-0	2-1
	Road	1-1	2-4	2-5	3-5	2-4	4-2	3-2
	Total	2-1	8-5	8-7	10-7	7-6	10-3	5-3
11-12	Home			1-0	6-3	3-5	5-4	5-1
	Road			1-2	6-2	2-5	4-3	5-3
	Total			2-2	12-5	5-10	9-7	10-4
12-13	Home	---	4-1	5-0	10-2	5-0	9-0	5-0
	Road	0-1	4-7	4-6	2-1	3-4	4-2	2-1
	Total	0-1	8-8	9-6	12-3	8-4	13-2	7-1
13-14	Home	---	6-2	1-5	5-4	2-4	5-3	3-1
	Road	0-1	3-3	4-5	3-3	1-5	2-7	1-3
	Total	0-1	9-5	5-10	8-7	3-9	7-10	4-4
14-15	Home	1-0	4-3	4-5	3-5	0-4	5-3	2-2
	Road	---	3-5	1-6	3-5	1-5	3-5	0-4
	Total	1-0	7-8	5-11	6-10	1-9	8-8	2-6
15-16	Home	0-1	3-5	2-4	4-5	2-3	6-2	1-3
	Road	1-0	2-6	4-5	2-4	3-4	3-6	0-1
	Total	1-1	5-11	6-9	6-9	5-7	9-8	1-4

*April record includes 0-3 in Mays

SEASON OPENERS (ABA 1967-75, NBA 1976 TO PRESENT)



DATE	TEAMS	ATTENDANCE	RECORD
10/15/67	@Denver 110, Anaheim 105	2,748#	1-0
10/28/68	@New York 108, Denver 89	NA	1-1
10/19/69	New Orleans 109, @Denver 103	5,092#	2-1
10/14/70	@Utah 134, Denver 99	NA	2-2
10/13/71	@Utah 135, Denver 121	NA	2-3
10/14/72	@Denver 96, Indiana 90	4,731#	3-3
10/11/73	@Denver 135, San Diego 111	5,013#	4-3
10/19/74	@Denver 111, New York 103	6,252#	5-3
10/25/75	@Denver 118, St. Louis 101	12,202\$	6-3
10/22/76	Denver 123, @Indiana 110	7,266	1-0
10/19/77	@Denver 133, Milwaukee 115	14,792	2-0
10/13/78	@Denver 118, San Antonio 117	14,099	3-0
10/13/79	Milwaukee 125, @Denver 99	12,554	3-1
10/10/80	San Antonio 113, @Denver 112	10,027	3-2
10/30/81	@Denver 134, Golden State 121	11,989	4-2
10/29/82	Dallas 125, @Denver 117	12,099	4-3
10/28/83	@Denver 139, Utah 125	10,439	5-3
10/27/84	@Denver 125, Golden State 121	8,526	6-3
10/25/85	Denver 119, @Golden State 105	6,593	7-3
10/31/86	@Denver 134, San Antonio 104	14,835	8-3
11/6/87	@Denver 139, L.A. Clippers 93	11,534	9-3
11/4/88	@Denver 120, Houston 117	14,876	10-3
11/3/89	@Utah 122, Denver 113	12,616	10-4
11/2/90	Golden State 162, @Denver 158	9,838	10-5
11/1/91	Golden State 108, @Denver 105	11,713	10-6
11/7/92	@Denver 125, San Antonio 121 (2OT)	17,022	11-6
11/5/93	@Sacramento 109, Denver 100	17,317	11-7
11/4/94	@Denver 130, Minnesota 108	17,171	12-7
11/3/95	@L.A. Lakers 98, Denver 96	16,345	12-8
11/1/96	Dallas 92, @Denver 91	16,104	12-9
10/31/97	San Antonio 107, @Denver 96	15,031	12-10
2/5/99	Minnesota 110, @Denver 92	17,171	12-11
11/2/99	@Denver 107, Phoenix 102 (OT)	19,099^	13-11
11/1/00	@Seattle 112, Denver 99	17,072	13-12
10/30/01	Denver 99, @Phoenix 96	16,421	14-12
10/30/02	@Minnesota 83, Denver 77	16,113	14-13
10/29/03	@Denver 80, San Antonio 72	17,429	15-13
11/2/04	@L.A. Lakers 89, Denver 78	18,997	15-14
11/1/05	@San Antonio 102, Denver 91	18,797	15-15
11/2/06	@L.A. Clippers 96, Denver 95	18,050	15-16
10/31/07	@Denver 120, Seattle 103	19,380	16-16
10/29/08	@Utah 98, Denver 94	19,911	16-17
10/28/09	@Denver 114, Utah 105	19,155	17-17
10/27/10	@Denver 110, Utah 88	19,155	18-17
12/26/11	Denver 115, @Dallas 93	20,408	19-17
10/31/12	@Philadelphia 84, Denver 75	19,101	19-18
10/30/13	@Sacramento 90, Denver 88	17,317	19-19
10/29/14	@Denver 89, Detroit 79	17,136	20-19
10/28/15	Denver 105, @Houston 85	18,240	21-19

Played in Denver's Auditorium Arena, capacity 6,985.

\$ First regular season game played in McNichols Sports Arena.

^ First regular season game played in the Pepsi Center





HOME OPENERS (ABA 1967-75, NBA 1976 TO PRESENT)

DATE	TEAMS	ATTENDANCE	RECORD
10/15/67	Denver 110, Anaheim 105	2,748#	1-0
11/6/68	Denver 109, Indiana 107	3,238#	2-0
10/19/69	New Orleans 109, Denver 103	5,092#	2-1
10/21/70	Denver 133, Texas 115	4,066#	3-1
10/19/71	Indiana 122, Denver 117	3,714#	3-2
10/14/72	Denver 96, Indiana 90	4,731#	4-2
10/11/73	Denver 135, San Diego 111	5,013#	5-2
10/19/74	Denver 111, New York 103	6,252#	6-2
10/25/75	Denver 118, St. Louis 101	12,202\$	7-2
10/23/76	Denver 120, Kansas City 99	15,683	1-0
10/19/77	Denver 133, Milwaukee 115	14,792	2-0
10/13/78	Denver 118, San Antonio 117	14,099	3-0
10/13/79	Milwaukee 125, Denver 99	12,554	3-1
10/10/80	San Antonio 113, Denver 112	10,027	3-2
10/30/81	Denver 134, Golden State 121	11,989	4-2
10/29/82	Dallas 125, Denver 117	12,099	4-3
10/28/83	Denver 139, Utah 125	10,439	5-3
10/27/84	Denver 125, Golden State 121	8,526	6-3
10/26/85	Denver 126, Sacramento 112	9,309	7-3
10/31/86	Denver 134, San Antonio 104	14,835	8-3
11/6/87	Denver 139, L.A. Clippers 93	11,534	9-3
11/4/88	Denver 120, Houston 117	14,876	10-3
11/4/89	Denver 135, Phoenix 132	12,439	11-3
11/2/90	Golden State 162, Denver 158	9,838	11-4
11/1/91	Golden State 108, Denver 105	11,713	11-5
11/7/92	Denver 125, San Antonio 121 (2OT)	17,022	12-5
11/7/93	Denver 99, L.A. Clippers 97	17,171	13-5
11/4/94	Denver 130, Minnesota 108	17,171	14-5
11/4/95	San Antonio 116, Denver 108	17,171	14-6
11/1/96	Dallas 92, Denver 91	16,104	14-7
10/31/97	San Antonio 107, Denver 96	15,031	14-8
2/5/99	Minnesota 110, Denver 92	17,171	14-9
11/2/99	Denver 107, Phoenix 102 (OT)	19,099 [^]	15-9
11/2/00	Denver 101, Golden State 97	15,790	16-9
11/1/01	Milwaukee 102, Denver 101	18,634	16-10
11/1/02	Houston 84, Denver 73	18,030	16-11
10/29/03	Denver 80, San Antonio 72	17,429	17-11
11/4/04	Denver 94, Minnesota 92 (OT)	19,099	18-11
11/2/05	L.A. Lakers 99, Denver 97 (OT)	19,245	18-12
11/3/06	Minnesota 112, Denver 109	19,234	18-13
10/31/07	Denver 120, Seattle 103	19,380	19-13
11/1/08	L.A. Lakers 104, Denver 97	19,651	19-14
10/28/09	Denver 114, Utah 105	19,155	20-14
10/27/10	Denver 110, Utah 88	19,155	21-14
12/28/11	Denver 117, Utah 100	19,155	22-14
11/6/12	Denver 109, Detroit 97	19,155	23-14
11/1/13	Portland 113, Denver 98	19,155	23-15
10/29/14	Denver 89, Detroit 79	17,136	24-15
10/30/15	Minnesota 95, Denver 78	17,660	24-16

Played in Denver's Auditorium Arena, capacity 6,985.

\$ First regular season game played in McNichols Sports Arena.

[^] First regular season game played in the Pepsi Center

ROAD OPENERS (ABA 1967-75, NBA 1976 TO PRESENT)



DATE	TEAMS	RECORD
10/19/67	Denver 104, Oakland 91	1-0
10/28/68	New York 108, Denver 89	1-1
10/21/69	Dallas 120, Denver 108	1-2
10/14/70	Utah 134, Denver 99	1-3
10/13/71	Utah 135, Denver 121	1-4
10/12/72	Utah 115, Denver 104	1-5
10/12/73	Kentucky 111, Denver 100	1-6
10/18/74	Kentucky 117, Denver 99	1-7
10/24/75	Denver 120, San Diego 108	2-7
10/22/76	Denver 123, Indiana 110	1-0
10/22/77	Detroit 126, Denver 106	1-1
10/15/78	Denver 98, San Diego 94	2-1
10/14/79	Portland 109, Denver 93	2-2
10/17/80	Denver 129, San Diego 116	3-2
10/31/81	San Antonio 145, Denver 120	3-3
11/4/82	L.A. Lakers 131, Denver 108	3-4
10/29/83	San Diego 141, Denver 128	3-5
10/30/84	San Antonio 126, Denver 118	3-6
10/25/85	Denver 119, Golden State 105	4-6
11/1/86	Golden State 131, Denver 109	4-7
11/7/87	Denver 103, Golden State 99	5-7
11/5/88	Seattle 142, Denver 141	5-8
11/3/89	Utah 122, Denver 113	5-9
11/3/90	Dallas 140, Denver 110	5-10
11/8/91	L.A. Clippers 106, Denver 82	5-11
11/8/92	Portland 123, Denver 104	5-12
11/5/93	Sacramento 109, Denver 100	5-13
11/8/94	Denver 115, Dallas 107	6-13
11/3/95	L.A. Lakers 98, Denver 96	6-14
11/3/96	Denver 88, San Antonio 79	7-14
11/1/97	Utah 102, Denver 84	7-15
2/7/99	Phoenix 115, Denver 108	7-16
11/5/99	Portland 95, Denver 83	7-17
11/1/00	Seattle 112, Denver 99	7-18
10/30/01	Denver 99, Phoenix 96	8-18
10/30/02	Minnesota 83, Denver 77	8-19
10/30/03	Houston 102, Denver 85	8-20
11/2/04	L.A. Lakers 89, Denver 78	8-21
11/1/05	San Antonio 102, Denver 91	8-22
11/2/06	L.A. Clippers 96, Denver 95	8-23
11/2/07	Denver 99, Minnesota 91	9-23
10/29/08	Utah 98, Denver 94	9-24
10/29/09	Denver 97, Portland 94	10-24
10/29/10	New Orleans 101, Denver 95	10-25
12/26/11	Denver 115, Dallas 93	11-25
10/31/12	Philadelphia 84, Denver 75	11-26
10/30/13	Sacramento 90, Denver 88	11-27
11/1/14	Oklahoma City 102, Denver 91	11-28
10/28/15	Denver 105, Houston 85	12-28





OVERTIME SUMMARY



TEAM	DATE	SITE	DEN-OPP	W/L
ATLANTA (1-2)	3/13/12	Denver	118-117	W
	12/18/05	Atlanta	107-110	L
	12/11/92	Atlanta	107-112	L
BOSTON (0-3)	2/10/13	Boston	114-116#	L
	12/10/00	Boston	102-104	L
	3/6/77	Boston	110-112	L
BROOKLYN (1-3)	3/4/16	Denver	120-121	L
	12/16/05	New Jersey	106-115	L
	11/19/01	Denver	99-96	W
CHICAGO (5-0)	3/17/78	New Jersey	109-111	L
	3/18/13	Chicago	119-118	W
	2/4/03	Denver	102-100	W
CLEVELAND (2-1)	3/26/01	Chicago	109-104	W
	11/8/80	Chicago	130-126*	W
	3/21/80	Chicago	134-128#	W
DALLAS (4-8)	2/18/10	Cleveland	118-116	W
	1/16/97	Denver	88-87	W
	1/21/95	Denver	100-101*	L
DETROIT (0-3)	3/6/16	Denver	116-114	W
	2/26/16	Dallas	116-122	L
	4/10/15	Denver	143-144*	L
GOLDEN STATE (6-3)	4/12/13	Dallas	105-108	L
	1/6/06	Denver	112-114	L
	3/3/02	Denver	110-116	L
HOUSTON (7-7)	4/6/00	Denver	115-116	L
	11/24/95	Dallas	112-109	W
	11/26/94	Denver	123-124	L
INDIANA (1-3)	12/30/89	Dallas	109-116	L
	3/1/85	Dallas	141-140	W
	11/28/80	Dallas	119-117	W
LA CLIPPERS (4-3)	3/26/07	Detroit	109-113	L
	11/13/98	Detroit	94-95	L
	12/13/83	Denver	184-186#	L
LA LAKERS (6-6)	1/2/16	Golden State	108-111	L
	11/10/12	Golden State*	107-101	W
	1/20/10	Golden State	123-118	W
MEMPHIS (1-1)	4/10/97	Golden State	107-109	L
	4/22/95	Golden State	130-129*	W
	4/7/87	Golden State	129-126	W
MIAMI (1-4)	12/18/84	Golden State	126-122	W
	2/28/84	Golden State	137-140	L
	2/22/80	Golden State	122-121	W
NEW YORK (1-3)	12/17/14	Denver	111-115	L
	4/6/14	Houston	125-130	L
	12/20/07	Denver	112-111*	W
ORLANDO (0-1)	1/20/07	Houston	121-113	W
	11/30/00	Denver	105-109	L
	1/2/98	Denver	115-116	L
PHILADELPHIA (1-2)	11/7/96	Denver	108-110	L
	1/20/94	Denver	111-106*	W
	11/2/91	Denver	109-101	W
PHOENIX (8-2)	4/19/90	Houston	130-127	W
	11/9/89	Houston	128-127	W
	3/5/85	Denver	133-131*	W
PORTLAND (6-4)	2/2/85	Houston	128-131*	W
	2/3/81	Houston	128-135	L
	1/30/16	Indiana	105-109	L
SACRAMENTO (5-2)	1/30/16	Indiana	105-109	L
	1/30/16	Indiana	105-109	L
	1/30/16	Indiana	105-109	L
SAN ANTONIO (2-3)	1/30/16	Indiana	105-109	L
	1/30/16	Indiana	105-109	L
	1/30/16	Indiana	105-109	L
SEATTLE (3-5)	1/30/16	Indiana	105-109	L
	1/30/16	Indiana	105-109	L
	1/30/16	Indiana	105-109	L
TORONTO (0-4)	1/30/16	Indiana	105-109	L
	1/30/16	Indiana	105-109	L
	1/30/16	Indiana	105-109	L
UTAH (3-4)	1/30/16	Indiana	105-109	L
	1/30/16	Indiana	105-109	L
	1/30/16	Indiana	105-109	L
WASHINGTON (0-3)	1/30/16	Indiana	105-109	L
	1/30/16	Indiana	105-109	L
	1/30/16	Indiana	105-109	L

TEAM	DATE	SITE	DEN-OPP	W/L
MILWAUKEE (2-1)	1/8/95	Denver	102-96	W
	1/25/92	Denver	107-100	W
	3/23/91	Denver	136-140	L
MINNESOTA (7-3)	12/11/15	Denver		
	11-108	W	2/20/12	
	103-101	W		
NEW ORLEANS (2-4)	2/24/06	Minnesota	102-101	W
	11/4/04	Denver	94-92	W
	11/8/00	Denver	109-107	W
NEW YORK (1-3)	2/15/00	Minnesota	107-104	W
	2/5/00	Denver	97-105	L
	12/28/96	Minnesota	96-103	L
ORLANDO (0-1)	1/3/95	Minnesota	109-99*	W
	3/31/92	Denver	114-121	L
	1/21/12	New York	119-114*	W
PHILADELPHIA (1-2)	2/28/97	Denver	108-112	L
	12/6/88	New York	123-124	L
	1/22/78	Denver	141-143	L
PHOENIX (8-2)	3/15/15	New Orleans	118-111	W
	3/9/14	New Orleans	107-111	L
	1/23/10	Denver	116-110	W
PORTLAND (6-4)	2/7/07	Denver	112-114	L
	1/13/97	Denver	100-102	L
	3/26/96	Denver	112-119*	L
SACRAMENTO (5-2)	1/20/95	Denver	108-112	L
	1/20/13	Oklahoma City	121-118	W
	2/19/12	Oklahoma City	118-124	L
SAN ANTONIO (2-3)	1/18/12	Philadelphia	108-104	W
	11/15/78	Philadelphia	103-109	L
	3/9/77	Philadelphia	125-129	L
SEATTLE (3-5)	2/18/14	Denver	107-112	L
	1/15/09	Denver	119-113	W
	1/15/09	Denver	119-113	W
TORONTO (0-4)	1/10/06	Denver	139-137#	W
	11/2/99	Denver	107-102	W
	12/23/96	Phoenix	112-109	W
UTAH (3-4)	11/15/95	Phoenix	137-127#	W
	1/10/87	Denver	127-120	W
	12/26/83	Phoenix	133-140	L
WASHINGTON (0-3)	3/27/82	Denver	140-134*	W
	3/17/82	Phoenix	135-133	W
	1/15/13	Denver	115-111	W
WASHINGTON (0-3)	2/25/11	Portland	106-107	L
	2/4/08	Portland	105-103	W
	2/2/07	Denver	114-107	W
WASHINGTON (0-3)	4/10/04	Denver	110-100	W
	3/9/02	Denver	109-106	W
	1/18/94	Denver	103-104	L
WASHINGTON (0-3)	4/22/88	Portland	135-141	L
	3/17/88	Denver	116-115	W
	1/26/87	Portland	141-145	L
WASHINGTON (0-3)	3/5/12	Denver	119-116	W
	2/1/10	Denver	112-109	W
	2/21/00	Denver	123-117	W
WASHINGTON (0-3)	11/25/94	Sacramento	105-108	L
	12/1/88	Sacramento	133-126	W
	3/7/88	Sacramento	114-116	L
WASHINGTON (0-3)	3/18/81	Kansas City	126-124*	W
	4/16/95	Denver	109-112	L
	11/7/92	Denver	125-121*	W
WASHINGTON (0-3)	4/8/88	San Antonio	129-124	W
	2/17/87	San Antonio	126-131	L
	2/22/81	San Antonio	129-133	L
WASHINGTON (0-3)	4/6/08	Seattle	147-151*	W
	2/12/06	Seattle	120-112	W
	1/18/05	Seattle	116-110	W
WASHINGTON (0-3)	3/21/03	Seattle	98-101	L
	11/5/88	Seattle	141-142	L
	11/30/85	Denver	123-131*	L
WASHINGTON (0-3)	3/30/82	Denver	145-142	W
	2/10/78	Seattle	123-126	L
	12/8/14	Toronto	107-112	L
WASHINGTON (0-3)	12/7/01	Toronto	96-98	L
	3/19/98	Toronto	103-104	L
	2/25/97	Denver	122-124	L
WASHINGTON (0-3)	2/6/08	Denver	115-118	L
	4/18/00	Denver	105-104	W
	1/6/90	Denver	120-123	L
WASHINGTON (0-3)	1/21/86	Utah	114-117	L
	11/28/81	Denver	131-124	W
	10/12/80	Denver	121-125	L
WASHINGTON (0-3)	1/10/78	Denver	115-110	W
	1/25/15	Denver	115-117	L
	12/16/77	Denver	112-117	L
	3/2/77	Washington	113-115	L

*-Indicates double-overtime game #Indicates triple-overtime game



NUGGETS OVERTIME RECORD (REGULAR SEASON SINCE 1976-77)

YEAR	HOME	ROAD	TOTAL
76-77	0-0	0-3	0-3
77-78	2-2	0-2	2-4
78-79	0-0	0-1	0-1
79-80	0-1	2-1	2-2#
80-81	0-2	4-2	4-4***
81-82	3-1	1-0	4-1*
82-83	1-1	0-0	1-1
83-84	0-1	0-2	0-3#
84-85	1-0	2-1	3-1**
85-86	0-1	0-1	0-2*
86-87	1-0	1-2	2-2
87-88	1-0	1-2	2-2
88-89	1-1	1-3	2-4*
89-90	0-2	2-1	2-3
90-91	0-2	0-0	0-2
91-92	2-2	0-0	2-2
92-93	1-1	0-2	1-3**
93-94	1-1	0-0	1-1*
94-95	1-4	3-1	4-5***
95-96	0-1	2-0	2-1*#

* Indicates double-overtime game

(Nuggets are 9-8 all-time in double-overtime games)

Indicates triple-overtime game

(Nuggets are 3-1 all-time in double-overtime games)

YEAR	HOME	ROAD	TOTAL
96-97	2-4	1-3	3-7
97-98	0-1	0-1	0-2
98-99	1-0	0-0	1-0
99-00	4-1	1-1	5-2
00-01	1-1	1-1	2-2
01-02	2-2	0-1	2-3
02-03	1-0	0-1	1-1
03-04	1-1	0-0	1-1
04-05	1-0	2-0	3-0
05-06	2-2	2-2	4-4#
06-07	1-1	1-1	2-2
07-08	1-1	2-1	3-2**
08-09	1-0	1-0	2-0
09-10	2-0	2-0	4-0
10-11	0-0	0-1	0-1
11-12	3-0	2-2	5-2
12-13	2-0	2-2	4-2
13-14	0-1	0-2	0-3
14-15	0-3	2-1	2-4
15-16	2-1	0-3	2-4
TOTAL	40-40	36-45	76-85



NUGGETS YEAR-BY-YEAR INJURIES

YEAR	NUMBER OF PLAYERS	MISSSED GAMES
77-78	6	NA
78-79	NA	NA
79-80	7	NA
80-81	10	NA
81-82	8	NA
82-83	6	NA
83-84	9	NA
84-85	7	NA
85-86	9	39
86-87	8	131
87-88	8	168
88-89	12	221
89-90	9	99
90-91	12	276*
91-92	11	146
92-93	10	232
93-94	18	118
94-95	11	233
95-96	10	169
96-97	11	272

YEAR	NUMBER OF PLAYERS	MISSSED GAMES
97-98	12	241
98-99	9	117
99-00	15	236
00-01	14	287
01-02	17	262
02-03	12	213
03-04	11	218
04-05	13	260
05-06	10	237
06-07	11	150
07-08	10	183
08-09	10	154
09-10	10	98
10-11	14	143
11-12	12	126
12-13	9	116
13-14	11	274
14-15	11	129
15-16	12	225



ALL-TIME ATTENDANCE

ALL-TIME ATTENDANCE TOTALS

FRANCHISE HISTORY

SEASON	ARENA	REGULAR SEASON			PLAYOFFS			OVERALL		
		GAMES	ATTEND.	AVG.	GAMES	ATTEND.	AVG.	GAMES	ATTEND.	AVG.
1967-68	DA	39	161,007	4,128	2	7,163	3,582	41	168,170	4,102
1968-69	DA	39	167,806	4,302	3	17,334	5,778	42	185,140	4,408
1969-70	DA	41	257,505	6,281	7	57,404	8,201	48	314,909	6,561
1970-71	DA	42	173,849	4,139	1	2,594	2,594	43	176,443	4,103
1971-72	DA	40	172,120	4,303	3	17,228	5,743	43	189,348	4,403
1972-73	DA	41	203,468	4,963	2	12,239	6,120	43	215,707	5,016
1973-74	DA	42	173,539	4,132	1	3,305	3,305	43	176,844	4,113
1974-75	DA	42	281,890	6,712	7	51,824	7,403	49	333,714	6,811
1975-76	MSA	42	545,253*	12,982*	7	124,549	17,793	49	669,802	13,669
1976-77#	MSA	41	703,133	17,150**	3	53,487	17,829	44	756,620	17,196
1977-78	MSA	41	657,673	16,041**	7	123,493	17,642	48	781,166	16,274
1978-79	MSA	41	603,356	14,716	2	32,192	16,096	43	635,548	14,780
1979-80	MSA	41	527,208	12,859	Did not play in playoffs			41	527,208	12,859
1980-81	MSA	41	423,287	10,324	Did not play in playoffs			41	423,287	10,324
1981-82	MSA	41	475,688	11,602	2	34,741	17,371	43	510,429	11,870
1982-83	MSA	41	496,307	12,105	3	47,907	15,969	44	544,214	12,369
1983-84	MSA	41	462,397	11,278	2	30,789	15,395	43	493,186	11,469
1984-85	MSA	41	448,464	10,938	8	125,684	15,711	49	574,148	11,717
1985-86	MSA	41	531,814	12,971	5	73,129	14,625	46	604,943	13,150
1986-87	MSA	41	494,943	12,072	1	15,137	15,137	42	510,080	12,144
1987-88	MSA	41	520,913	12,705	6	101,150	16,858	47	622,063	13,235
1988-89	MSA	41	555,498	13,549	1	12,660	12,660	42	568,158	13,528
1989-90	MSA	41	519,404	12,668	1	15,604	15,604	42	535,008	12,738
1990-91	MSA	41	438,103	10,685	Did not play in playoffs			41	438,103	10,685
1991-92	MSA	41	534,323	13,032	Did not play in playoffs			41	534,323	13,032
1992-93	MSA	41	603,459	14,719	Did not play in playoffs			41	603,459	14,719
1993-94	MSA	41	673,738	16,433	5	85,855	17,171	46	759,593	16,513
1994-95	MSA	41	704,011	17,171	1	17,171	17,171	42	721,182	17,171
1995-96	MSA	41	675,426	16,474	Did not play in playoffs			41	675,426	16,474
1996-97	MSA	41	461,408	11,254	Did not play in playoffs			41	461,408	11,254
1997-98	MSA	41	483,791	11,800	Did not play in playoffs			41	483,791	11,800
1998-99	MSA	25	296,965	11,879	Did not play in playoffs			25	296,965	11,879
1999-00	PC	41	637,718	15,554	Did not play in playoffs			41	637,718	15,554
2000-01	PC	41	619,300	15,105	Did not play in playoffs			41	619,300	15,105
2001-02	PC	41	633,846	15,460	Did not play in playoffs			41	633,846	15,460
2002-03	PC	41	607,813	14,825	Did not play in playoffs			41	607,813	14,825
2003-04	PC	41	721,476	17,597	2	39,407	19,704	43	760,883	17,695
2004-05	PC	41	723,949	17,657	2	39,679	19,840	43	763,627	17,760
2005-06	PC	41	702,645	17,138	2	38,198	19,099	43	740,843	17,229
2006-07	PC	41	708,437	17,230	2	39,595	19,798	43	746,032	17,350
2007-08	PC	41	711,962	17,365	2	38,666	19,433	43	750,628	17,461
2008-09	PC	41	706,165	17,224	9	178,415	19,824	50	884,580	17,682
2009-10	PC	41	737,812	17,995	3	57,465	19,155	44	795,277	18,074
2010-11	PC	41	692,968	16,902	2	39,113	19,557	43	732,081	17,025
2011-12	PC	33	561,966	17,029	3	58,080	19,360	36	620,046	17,224
2012-13	PC	41	730,616	17,820	3	57,465	19,155	44	788,081	17,911
2013-14	PC	41	692,898	16,900	Did not play in playoffs			41	692,898	16,900
2014-15	PC	41	602,707	14,700	Did not play in playoffs			41	602,707	14,700
2015-16	PC	41	577,898	14,095	Did not play in playoffs			41	577,898	14,095
TOTALS		1,983	25,158,203	12,687	110	1,648,922	14,990	2,069	26,837,125	12,971
NUGGETS (NBA)		1,534	22,419,059	14,615	77	1,355,282	17,601	1,651	23,794,341	14,412

* ABA Regular Season Record

** NBA Leader

Joined the NBA

DA = Denver Auditorium Arena

MSA = McNichols Sports Arena

PC = Pepsi Center

LARGEST CROWDS (SINCE 1976-77)

ATTEND.	ARENA	OPPONENT	DATE
20,053*	Pepsi Center	L.A. Lakers	5/29/09
20,044	Pepsi Center	L.A. Lakers	4/8/10
20,037*	Pepsi Center	L.A. Lakers	5/25/09
19,996	Pepsi Center	Cleveland	1/8/10
19,962*	Pepsi Center	Dallas	5/13/09
19,951*	Pepsi Center	San Antonio	4/28/07
19,939*	Pepsi Center	L.A. Lakers	5/23/09
19,920	Pepsi Center	L.A. Lakers	2/27/09
19,913*	Pepsi Center	San Antonio	4/30/05
19,894	Pepsi Center	Boston	2/19/08

*Playoffs

ATTEND.	ARENA	OPPONENT	DATE
19,890*	Pepsi Center	Dallas	5/5/09
19,866	Pepsi Center	L.A. Lakers	3/24/05
19,845	Pepsi Center	Detroit	2/26/10
19,844	Pepsi Center	Golden State	3/29/08
19,821	Pepsi Center	San Antonio	3/07/08
19,818	Pepsi Center	Boston	2/21/10
19,812	Pepsi Center	L.A. Lakers	2/25/04
19,807	Pepsi Center	New Orleans	1/23/10
19,794	Pepsi Center	Portland	4/10/04
19,784	Pepsi Center	Boston	2/23/09

SMALLEST CROWDS (SINCE 1976-77)

ATTEND.	ARENA	OPPONENT	DATE
6,106	McNichols Sports Arena	Seattle	12/16/84
6,184	McNichols Sports Arena	Orlando	11/27/90
6,379	McNichols Sports Arena	Sacramento	11/29/90
6,495	McNichols Sports Arena	San Diego	11/18/81
6,497	McNichols Sports Arena	Kansas City	12/14/84

ATTEND.	ARENA	OPPONENT	DATE
6,500	McNichols Sports Arena	Phoenix	11/26/83
6,563	McNichols Sports Arena	Minnesota	11/15/90
6,702	McNichols Sports Arena	Phoenix	11/13/84
6,715	McNichols Sports Arena	L.A. Clippers	11/17/84
6,791	McNichols Sports Arena	Portland	12/1/81



DENVER NUGGETS

DENVER IN THE ABA

2016-17 MEDIA GUIDE



1967-68 SEASON

1967-68 GAME-BY-GAME RESULTS

NO.	DATE	OPPONENT	W-L	SCORE	HOME	ROAD	TOTAL
1	10/15	ANAHEIM	W	110-105	1-0	0-0	1-0
2	10/17	HOUSTON	L	85-102	1-1	0-0	1-1
3	10/19	@Oakland	W	104-91	1-1	1-0	2-1
4	10/20	@Oakland at St. Joe's	L	102-112	1-1	1-1	2-2
5	10/27	@Pittsburgh	L	77-91	1-1	1-2	2-3
6	10/28	@New Jersey	W	126-109	1-1	2-2	3-3
7	11/1	PITTSBURGH	L	103-112*	1-2	2-2	3-4
8	11/6	ANAHEIM	W	121-100	2-2	2-2	4-4
9	11/8	OAKLAND	W	118-97	3-2	2-2	5-4
10	11/10	HOUSTON	W	88-86*	4-2	2-2	6-4
11	11/11	@New Orleans	L	107-131	4-2	2-3	6-5
12	11/12	INDIANA	W	110-103	5-2	2-3	7-5
13	11/16	@Minnesota	L	106-124	5-2	2-4	7-6
14	11/17	@New Jersey	W	120-104	5-2	3-4	8-6
15	11/19	MINNESOTA	L	96-97	5-3	3-4	8-7
16	11/21	@New Orleans	L	90-107	5-3	3-5	8-8
17	11/22	@Houston	L	100-106	5-3	3-6	8-9
18	11/24	OAKLAND	L	90-113	5-4	3-6	8-10
19	11/25	PITTSBURGH	W	119-99	6-4	3-6	9-10
20	11/26	PITTSBURGH	W	112-99	7-4	3-6	10-10
21	11/28	OAKLAND	W	126-108	8-4	3-6	11-10
22	11/30	@Houston	W	98-92	8-4	4-6	12-10
23	12/3	ANAHEIM	W	100-87	9-4	4-6	13-10
24	12/4	@Kentucky	L	85-107	9-4	4-7	13-11
25	12/5	@Pittsburgh	L	98-101	9-4	4-8	13-12
26	12/7	@Indiana	W	99-110	9-4	4-9	13-13
27	12/8	ANAHEIM	W	118-96	10-4	4-9	14-13
28	12/13	NEW JERSEY	W	111-92	11-4	4-9	15-13
29	12/14	@Anaheim at Fresno	L	93-96	11-4	4-10	15-14
30	12/15	NEW ORLEANS	L	93-100	11-5	4-10	15-15
31	12/18	INDIANA	W	126-104	12-5	4-10	16-15
32	12/21	@Oakland	L	94-116	12-5	4-11	16-16
33	12/22	@Anaheim	L	102-108	12-5	4-12	16-17
34	12/26	OAKLAND	W	102-95	13-5	4-12	17-17
35	12/27	@Houston	W	108-82	13-5	5-12	18-17
36	12/28	NEW JERSEY	W	119-102	14-5	5-12	19-17
37	12/30	HOUSTON	W	96-80	15-5	5-12	20-17
38	1/1	INDIANA	W	98-80	16-5	5-12	21-17
39	1/3	@Houston	L	83-89	16-5	5-13	21-18
40	1/4	NEW ORLEANS	W	122-107	17-5	5-13	22-18
41	1/10	KENTUCKY	W	99-83	18-5	5-13	23-18
42	1/11	@Houston	W	100-93	18-5	6-13	24-18
43	1/16	MINNESOTA	W	111-94	19-5	6-13	25-18
44	1/18	NEW ORLEANS	W	126-97	20-5	6-13	26-18
45	1/19	@Anaheim	W	117-110	20-5	7-13	27-18
46	1/21	@Anaheim	W	112-85	20-5	8-13	28-18
47	1/24	KENTUCKY	L	100-101	20-6	8-13	28-19
48	1/26	NEW ORLEANS	W	104-97	21-6	8-13	29-19
49	1/27	@Dallas	W	112-101	21-6	9-13	30-19
50	1/29	DALLAS	L	107-110*	21-6	9-14	30-20
51	1/30	@Oakland	W	137-113	21-6	10-14	31-20
52	1/31	@Anaheim	L	105-112	21-6	10-15	31-21
53	2/4	NEW ORLEANS	L	100-105	21-7	10-15	31-22
54	2/7	DALLAS	W	97-87	22-7	10-15	32-22
55	2/8	@Indiana at Kok	W	98-91	22-7	11-15	33-22
56	2/9	@Kentucky at Louis	L	99-106*	22-7	11-16	33-23
57	2/11	@New Orleans	L	90-98	22-7	11-17	33-24
58	2/12	@Dallas	L	101-114	22-7	11-18	33-25
59	2/15	ANAHEIM	W	142-10	23-7	11-18	34-25
60	2/16	@Dallas	L	112-116	23-7	11-19	34-26
61	2/17	KENTUCKY	W	116-106	24-7	11-19	35-26
62	2/18	@Pittsburgh	L	92-103	24-7	11-20	35-27
63	2/20	@Minnesota	L	117-119	24-7	11-21	35-28
64	2/21	@Indiana	L	110-123	24-7	11-22	35-29
65	2/23	@New Orleans	W	108-102	24-7	12-22	36-29
66	2/24	NEW JERSEY	W	110-108	25-7	12-22	37-29
67	2/26	HOUSTON	W	115-92	26-7	12-22	38-29
68	3/3	@Oakland	W	115-95	26-7	13-22	39-29
69	3/4	DALLAS	W	108-98	27-7	13-22	40-29
70	3/6	MINNESOTA	W	102-100	28-7	13-22	41-29
71	3/9	@Kentucky at Louis	L	102-107	28-7	13-23	41-30
72	3/11	DALLAS	W	119-105	29-7	13-23	42-30
73	3/12	OAKLAND	W	112-92	30-7	13-23	43-30
74	3/13	@New Jersey	L	87-96	30-7	13-24	43-31
75	3/15	@Minnesota	L	95-106	30-7	13-25	43-32
76	3/16	@Dallas	L	96-108	30-7	13-26	43-33
77	3/18	NEW ORLEANS	W	108-101	31-7	13-26	44-33
78	3/22	DALLAS	W	110-92	32-7	13-26	45-33

* Denotes number of overtime periods.



1968-69 GAME-BY-GAME RESULTS

NO.	DATE	OPPONENT	W-L	SCORE	HOME	ROAD	TOTAL
1	10/29	@New York	L	89-108	0-0	0-1	0-1
2	10/30	@Kentucky	L	100-123	0-0	0-2	0-2
3	10/31	@Indiana	L	100-122	0-0	0-3	0-3
4	11/2	@Oakland	L	106-120*	0-0	0-4	0-4
5	11/6	INDIANA	W	109-107	1-0	0-4	1-4
6	11/7	DALLAS	W	98-95	2-0	0-4	2-4
7	11/12	OAKLAND	W	134-127	3-0	0-4	3-4
8	11/14	HOUSTON	W	105-89	4-0	0-4	4-4
9	11/16	@Dallas	L	95-110	4-0	0-5	4-5
10	11/19	@Minnesota	W	126-121	4-0	1-5	5-5
11	11/20	@Kentucky	L	101-109	4-0	1-6	5-6
12	11/21	OAKLAND	L	114-125	4-1	1-6	5-7
13	11/26	@Dallas	W	115-109	4-1	2-6	6-7
14	11/27	HOUSTON	W	126-107	5-1	2-6	7-7
15	11/29	@New Orleans	L	128-131	5-1	2-7	7-8
16	11/30	@Miami	W	129-122	5-1	3-7	8-8
17	12/1	@Houston	L	106-108	5-1	3-8	8-9
18	12/3	NEW YORK	W	127-108	6-1	3-8	9-9
19	12/5	MINNESOTA	W	119-118	7-1	3-8	10-9
20	12/8	MIAMI	W	121-113	8-1	3-8	11-9
21	12/10	DALLAS	L	101-107	8-2	3-8	11-10
22	12/13	NEW ORLEANS	W	127-108	9-2	3-8	12-10
23	12/15	LOS ANGELES	W	113-110*	10-2	3-8	13-10
24	12/18	@Houston	W	111-102*	10-2	4-8	14-10
25	12/19	KENTUCKY	W	116-95	11-2	4-8	15-10
26	12/21	@Los Angeles	L	119-124	11-2	4-9	15-11
27	12/22	NEW ORLEANS	W	122-96	12-2	4-9	16-11
28	12/25	@New York	W	129-110	13-2	4-9	17-11
29	12/28	LOS ANGELES	W	127-112	14-2	4-9	18-11
30	12/29	DALLAS	W	102-92	15-2	4-9	19-11
31	1/2	HOUSTON	W	120-102	16-2	4-9	20-11
32	1/4	DALLAS	W	115-90	17-2	4-9	21-11
33	1/5	@Minnesota	L	111-120	17-2	4-10	21-12
34	1/8	@Los Angeles	L	112-117	17-2	4-11	21-13
35	1/9	@Oakland	L	115-136	17-2	4-12	21-14
36	1/11	@Oakland	L	105-108	17-2	4-13	21-15
37	1/12	HOUSTON	W	124-117	18-2	4-13	22-15
38	1/15	@New Orleans at Jacks.	W	112-107	18-2	5-13	23-15
39	1/16	@New Orleans	L	106-136	18-2	5-14	23-16
40	1/17	LOS ANGELES	W	120-102	19-2	5-14	24-16
41	1/19	DALLAS	W	111-88	20-2	5-14	25-16
42	1/22	NEW YORK	W	124-103	21-2	5-14	26-16
43	1/24	LOS ANGELES	L	120-128	21-2	5-15	26-17
44	1/25	@Indiana	L	122-131	21-2	5-16	26-18
45	1/26	@Miami	L	97-108	21-2	5-17	26-19
46	1/29	INDIANA	W	131-128	22-2	5-17	27-19
47	1/30	NEW YORK	W	128-103	23-2	5-17	28-19
48	2/1	@Oakland	L	114-124	23-2	5-18	28-20
49	2/2	@Oakland	W	119-105	23-2	6-18	29-20
50	2/4	MINNESOTA	L	99-112	23-2	6-19	29-21
51	2/5	@Indiana	L	109-125	23-2	6-20	29-22
52	2/7	@Minnesota	W	110-106	23-2	7-20	30-22
53	2/8	@New York	W	119-115	23-2	8-20	31-22
54	2/11	MIAMI	W	108-98	24-2	8-20	32-22
55	2/14	INDIANA	W	112-103	25-2	8-20	33-22
56	2/16	NEW ORLEANS	W	105-94	26-2	8-20	34-22
57	2/18	OAKLAND	L	116-118*	26-2	8-21	34-23
58	2/23	MIAMI	L	106-109	26-3	8-21	34-24
59	2/25	NEW ORLEANS	L	106-121	26-4	8-21	34-25
60	2/26	@Houston	L	122-136	26-4	8-22	34-26
61	2/27	@Los Angeles	W	115-101	26-4	9-22	35-26
62	3/2	NEW ORLEANS	W	147-120	27-4	9-22	36-26
63	3/4	MINNESOTA	W	126-120	28-4	9-22	37-26
64	3/6	KENTUCKY	W	123-114	29-4	9-22	38-26
65	3/8	@Dallas	L	111-121	29-4	9-23	38-27
66	3/9	LOS ANGELES	W	118-103	30-4	9-23	39-27
67	3/12	@Los Angeles	L	122-125*	30-4	9-24	39-28
68	3/13	@Los Angeles	L	119-142	30-4	9-25	39-29
69	3/16	OAKLAND	W	131-119	31-4	9-25	40-29
70	3/18	@Miami	W	123-119	31-4	10-25	41-29
71	3/19	@Kentucky	L	106-131	31-4	10-26	41-30
72	3/21	HOUSTON	W	133-123	32-4	10-26	42-30
73	3/22	@Dallas	L	99-127	32-4	10-27	42-31
74	3/24	@Houston	L	115-124	32-4	10-28	42-32
75	3/25	@New Orleans	L	100-112	32-4	10-29	42-33
76	3/28	@Dallas	L	123-134	32-4	10-30	42-34
77	3/29	HOUSTON	W	121-99	33-4	10-30	43-34
78	4/1	KENTUCKY	W	94-90	34-4	10-30	44-34

* Denotes number of overtime periods.





1969-70 SEASON

1969-70 GAME-BY-GAME RESULTS

NO.	DATE	OPPONENT	W-L	SCORE	HOME	ROAD	TOTAL
1	10/19	NEW ORLEANS	L	103-109	0-1	0-0	0-1
2	10/21	@Dallas	L	108-120	0-1	0-1	0-2
3	10/22	@Indiana	L	107-117	0-1	0-2	0-3
4	10/24	@New York	L	91-97	0-1	0-3	0-4
5	10/25	@Washington	L	82-99	0-1	0-4	0-5
6	10/26	PITTSBURGH	L	105-127	0-2	0-4	0-6
7	10/28	@Los Angeles	L	118-126	0-2	0-5	0-7
8	10/31	WASHINGTON	W	116-106	1-2	0-5	1-7
9	11/1	LOS ANGELES	W	121-88	2-2	0-5	2-7
10	11/5	@New Orleans	L	105-119	2-2	0-6	2-8
11	11/6	@Kentucky	L	119-145	2-2	0-7	2-9
12	11/7	@Carolina	L	104-105	2-2	0-8	2-10
13	11/8	@Indiana	L	96-99	2-2	0-9	2-11
14	11/12	@Pittsburgh	W	125-114	2-2	1-9	3-11
15	11/13	@Kentucky	L	104-109*	2-2	1-10	3-12
16	11/14	NEW YORK	W	100-83	3-2	1-10	4-12
17	11/16	DALLAS	W	89-87	4-2	1-10	5-12
18	11/18	INDIANA	L	105-108	4-3	1-10	5-13
19	11/21	@Dallas	W	103-100	4-3	2-10	6-13
20	11/26	@New Orleans	L	105-109	4-3	2-11	6-14
21	11/28	@Dallas	W	109-103	4-3	3-11	7-14
22	11/29	@New Orleans	L	101-105*	4-3	3-12	7-15
23	11/30	@Miami	L	98-103	4-3	3-13	8-16
24	12/2	@Pittsburgh	W	127-101	4-3	4-13	8-16
25	12/3	@Washington	L	87-99	4-3	4-14	8-17
26	12/6	@Washington	W	108-97	4-3	5-14	9-17
27	12/7	@New York	L	96-102	4-3	5-15	9-18
28	12/8	@New Orleans	L	99-105*	4-3	5-16	9-19
29	12/11	WASHINGTON	L	113-126	4-4	5-16	9-20
30	12/14	@Los Angeles	W	122-101	4-4	6-16	10-20
31	12/18	NEW YORK	W	108-105*	5-4	6-16	11-20
32	12/19	@New Orleans	L	97-102	5-4	6-17	11-21
33	12/20	@Miami	W	123-114	5-4	7-17	12-21
34	12/23	DALLAS	W	102-96	6-4	7-17	13-21
35	12/26	MIAMI	W	141-122	7-4	7-17	14-21
36	12/28	KENTUCKY	W	135-112	8-4	7-17	15-21
37	12/30	LOS ANGELES	W	123-116	9-4	7-17	16-21
38	1/2	WASHINGTON	W	129-113	10-4	7-17	17-21
39	1/4	DALLAS	W	122-85	11-4	7-17	18-21
40	1/6	@Los Angeles at Fresno	W	120-112	11-4	8-17	19-21
41	1/7	@Washington at LA	W	129-118	11-4	9-17	20-21
42	1/9	LOS ANGELES	W	124-119	12-4	9-17	21-21
43	1/13	PITTSBURGH	W	138-122	13-4	9-17	22-21
44	1/15	DALLAS	W	126-123	14-4	9-17	23-21
45	1/18	CAROLINA	W	135-112	15-4	9-17	24-21
46	1/22	WASHINGTON	W	130-121	16-4	9-17	25-21
47	1/25	DALLAS	W	127-118	17-4	9-17	26-21
48	1/30	@New York	L	98-115	17-4	9-18	26-22
49	1/31	@Carolina	W	109-104	17-4	10-18	27-22
50	2/1	INDIANA	L	105-118	17-5	10-18	27-23
51	2/2	@Los Angeles at Witc.	W	115-113	17-5	11-18	28-23
52	2/3	@Washington at Albany	L	125-142	17-5	11-19	28-24
53	2/5	NEW ORLEANS	W	125-98	18-5	11-19	29-24
54	2/6	@Los Angeles	L	103-117	18-5	11-20	29-25
55	2/8	MIAMI	W	115-103	19-5	11-20	30-25
56	2/12	KENTUCKY	W	125-111	20-5	11-20	31-25
57	2/18	at Los Angeles	W	118-107	21-5	11-20	32-25
58	2/22	NEW ORLEANS	W	113-107	22-5	11-20	33-25
59	2/25	CAROLINA	W	120-110	23-5	11-20	34-25
60	2/27	INDIANA	W	132-100	24-5	11-20	35-25
61	3/1	WASHINGTON	W	137-128	25-5	11-20	36-25
62	3/3	@Dallas	L	130-142	25-5	11-21	36-26
63	3/4	@Los Angeles	L	122-135	25-5	11-22	36-27
64	3/5	PITTSBURGH	W	114-97	26-5	11-22	37-27
65	3/7	@Washington	L	128-144	26-5	11-23	37-28
66	3/8	NEW ORLEANS	W	108-103**	27-5	11-23	38-28
67	3/10	@Dallas	L	116-124	27-5	11-24	38-29
68	3/11	WASHINGTON	W	126-106	28-5	11-24	39-29
69	3/12	@New Orleans	L	105-113	28-5	11-25	39-30
70	3/13	@Carolina	W	103-98	28-5	12-25	40-30
71	3/15	@Miami	W	126-111	28-5	13-25	41-30
72	3/17	@Kentucky	L	110-119	28-5	13-26	41-31
73	3/18	@Indiana	W	128-112	28-5	14-26	42-31
74	3/19	@Pittsburgh	L	92-94	28-5	14-27	42-32
75	3/21	CAROLINA	W	128-105	29-5	14-27	43-32
76	3/27	NEW ORLEANS	W	113-110	30-5	14-27	44-32
77	3/28	@Dallas	L	126-150	30-5	14-28	44-33
78	3/31	LOS ANGELES	W	119-98	31-5	14-28	45-33
79	4/3	NEW YORK	W	105-102	32-5	14-28	46-33
80	4/5	KENTUCKY	W	112-98	33-5	14-28	47-33
81	4/8	DALLAS	W	152-113	34-5	14-28	48-33
82	4/10	MIAMI	W	145-141	35-5	14-28	49-33
83	4/12	LOS ANGELES	W	132-123	36-5	14-28	50-33
84	4/15	LOS ANGELES	W	152-116	37-5	14-28	51-33

* Denotes number of overtime periods.



1970-71 GAME-BY-GAME RESULTS

NO.	DATE	OPPONENT	W-L	SCORE	HOME	ROAD	TOTAL
1	10/14	@Utah	L	99-134	0-0	0-1	0-1
2	10/16	@Indiana	L	103-115	0-0	0-2	0-2
3	10/17	@Kentucky	L	103-109	0-0	0-3	0-3
4	10/21	TEXAS	W	133-115	1-0	0-3	1-3
5	10/23	PITTSBURGH	L	123-127	1-1	0-3	1-4
6	10/25	INDIANA	W	122-116*	2-1	0-3	2-4
7	10/27	MEMPHIS	L	94-102	2-2	0-3	2-5
8	10/31	@Utah	L	113-122	2-2	0-4	2-6
9	11/1	UTAH	L	111-117	2-3	0-4	2-7
10	11/6	@Kentucky	L	114-131	2-3	0-5	2-8
11	11/7	@Virginia	L	133-138**	2-3	0-6	2-9
12	11/8	@New York	L	104-114	2-3	0-7	2-10
13	11/10	@Floridians	W	119-116	2-3	0-8	2-11
14	11/15	UTAH	W	110-107	3-3	0-8	3-11
15	11/18	INDIANA	L	114-119	3-4	0-8	3-12
16	11/20	NEW YORK	W	121-103	4-4	0-8	4-12
17	11/22	MEMPHIS	L	121-141	4-5	0-8	4-13
18	11/24	UTAH	L	102-115	4-6	0-8	4-14
19	11/25	@Kentucky	L	138-153	4-6	0-9	4-15
20	11/26	@Pittsburgh	W	130-124	4-6	1-9	5-15
21	11/28	@Indiana	L	107-130	4-6	1-10	5-16
22	11/30	@Memphis	W	103-93	4-6	2-10	6-16
23	12/3	VIRGINIA	W	124-111	5-6	2-10	7-16
24	12/4	@Texas	L	134-141	5-6	2-11	7-17
25	12/6	KENTUCKY	L	125-140	5-6	2-12	7-18
26	12/9	@Virginia at N.Y.	L	109-113	5-6	2-13	7-19
27	12/10	PITTSBURGH	W	131-109	6-6	2-13	8-19
28	12/11	@Memphis	L	109-102	6-6	2-14	8-20
29	12/15	CAROLINA	W	126-116	7-6	2-14	9-20
30	12/17	MEMPHIS	W	108-99	8-6	2-14	10-20
31	12/18	@Pittsburgh	L	121-143	8-6	2-15	10-21
32	12/19	@Carolina	L	124-128	8-6	2-16	10-22
33	12/22	@Memphis	W	104-102	8-6	3-16	11-22
34	12/23	VIRGINIA	W	109-102	9-6	3-16	12-22
35	12/26	VIRGINIA	L	120-122	9-7	3-16	12-23
36	12/28	INDIANA	W	116-106	10-7	3-16	13-23
37	12/30	CAROLINA	L	132-136	10-8	3-16	13-24
38	1/3	TEXAS	W	129-124*	11-8	3-16	14-24
39	1/5	UTAH	L	99-114	11-9	3-16	14-25
40	1/7	PITTSBURGH	L	116-131	11-10	3-16	14-26
41	1/8	@Texas	W	129-124*	11-10	4-16	15-26
42	1/10	CAROLINA	W	124-118	12-10	4-16	16-26
43	1/12	TEXAS	W	129-112	13-10	4-16	17-26
44	1/15	@Carolina	L	114-125	13-10	4-17	17-27
45	1/16	@Virginia	L	121-141	13-10	4-18	17-28
46	1/17	TEXAS	W	129-123	14-10	4-18	18-28
47	1/19	@Texas	L	127-148	14-10	4-19	18-29
48	1/20	@Memphis	L	103-120	14-10	4-20	18-30
49	1/21	INDIANA	L	106-118	14-11	4-20	18-31
50	1/24	KENTUCKY	W	119-116	15-11	4-20	19-31
51	1/27	@Utah	L	105-111	15-11	4-21	19-32
52	1/29	@Indiana	L	123-127	15-11	4-22	19-33
53	1/30	@Carolina	L	109-114	15-11	4-23	19-34
54	1/31	INDIANA	L	104-124	15-12	4-23	19-35
55	2/3	TEXAS	L	119-127	15-13	4-23	19-36
56	2/5	FLORIDIANS	W	132-120	16-13	4-23	20-36
57	2/6	@Pittsburgh	W	115-114	16-13	5-23	21-36
58	2/7	@Indiana	W	133-131*	16-13	6-23	22-36
59	2/10	MEMPHIS	L	106-123	16-14	6-23	22-37
60	2/12	KENTUCKY	L	138-142	16-15	6-23	22-38
61	2/14	NEW YORK	L	117-118	16-16	6-23	22-39
62	2/16	MEMPHIS	W	125-120	17-16	6-23	23-39
63	2/21	UTAH	L	107-120	17-17	6-23	23-40
64	2/23	@Utah	L	103-133	17-17	6-24	23-41
65	2/24	@Floridians	L	110-112	17-17	6-25	23-42
66	2/26	@Texas	W	142-127	17-17	7-25	24-42
67	2/27	@New York	L	115-122	17-17	7-26	24-43
68	2/28	@Memphis	W	118-111	17-17	8-26	25-43
69	3/3	@Utah	L	106-139	17-17	8-27	25-44
70	3/5	@Texas	L	153-158***	17-17	9-27	26-44
71	3/7	@Floridians	W	142-141*	17-17	10-27	27-44
72	3/9	@Texas	W	146-127	17-17	11-27	28-44
73	3/10	FLORIDIANS	L	118-116	17-18	11-28	28-45
74	3/12	@New York	L	127-132	17-18	11-28	28-46
75	3/14	@Indiana	L	121-131	17-18	11-29	28-47
76	3/16	MEMPHIS	L	118-127	17-19	11-29	28-48
77	3/18	UTAH	L	123-124	17-20	11-29	28-49
78	3/23	@Utah	L	117-124	17-20	11-30	28-50
79	3/24	@Memphis	L	118-132	17-20	11-31	28-51
80	3/25	INDIANA	L	110-129	17-21	11-31	28-52
81	3/27	TEXAS	W	120-118	18-21	11-31	29-52
82	3/28	@Indiana	L	126-146	18-21	11-32	29-53
83	3/30	VIRGINIA	W	129-119	19-21	11-32	30-53
84	3/31	NEW YORK	W	132-121	20-21	11-32	31-53
%	4/1	TEXAS	L	109-115			

* Denotes number of overtime periods. % Denotes Division Tiebreaker





1971-72 SEASON

1971-72 GAME-BY-GAME RESULTS

NO.	DATE	OPPONENT	W-L	SCORE	HOME	ROAD	TOTAL
1	10/13	@Utah	L	121-135	0-0	0-1	0-1
2	10/15	@Indiana	L	104-115	0-0	0-2	0-2
3	10/16	@Pittsburgh	L	136-140*	0-0	0-3	0-3
4	10/19	INDIANA	L	117-122	0-1	0-3	0-4
5	10/23	NEW YORK	W	100-96	1-1	0-3	1-4
6	10/25	MEMPHIS	W	115-100	2-1	0-3	2-4
7	10/29	DALLAS	W	119-111	3-1	0-3	3-4
8	10/30	@Kentucky at Louisville	L	105-133	3-1	0-4	3-5
9	10/31	@Memphis	L	106-117	3-1	0-5	3-6
10	11/2	PITTSBURGH	W	133-114	4-1	0-5	4-6
11	11/9	@Kentucky at Ind.	L	96-106	4-1	0-6	4-7
12	11/11	UTAH	L	106-112	4-2	0-6	4-8
13	11/13	DALLAS	L	92-97	4-3	0-6	4-9
14	11/16	INDIANA	W	111-108	5-3	0-6	5-9
15	11/17	@Carolina	L	101-113	5-3	0-7	5-10
16	11/19	@Virginia	W	115-113	5-3	1-7	6-10
17	11/20	FLORIDIANS	W	117-97	6-3	1-7	7-10
18	11/23	@Dallas	L	101-104	6-3	1-8	7-11
19	11/24	@FLORIDIANS	L	129-133**	6-3	1-9	7-12
20	11/26	@Indiana	L	96-110	6-3	1-10	7-13
21	11/27	MEMPHIS	W	128-109	7-3	1-10	8-13
22	11/30	DALLAS	W	106-91	8-3	1-10	9-13
23	12/4	KENTUCKY	L	105-109	8-4	1-10	9-14
24	12/5	@Pittsburgh	W	118-114	9-4	1-10	10-14
25	12/7	@Floridians	L	105-107	9-4	1-11	10-15
26	12/8	@Memphis	L	91-109	9-4	1-12	10-16
27	12/10	@Utah at Logan	L	102-110	9-4	1-13	10-17
28	12/11	CAROLINA	W	130-125	10-4	1-13	11-17
29	12/14	NEW YORK	W	119-118	11-4	1-13	12-17
30	12/17	@Utah	L	109-136	11-4	1-14	12-18
31	12/18	@Memphis	L	94-103	11-4	1-15	12-19
32	12/21	INDIANA	W	113-109	12-4	1-15	13-19
33	12/23	@Indiana	L	101-104	12-4	1-16	13-20
34	12/28	PITTSBURGH	W	114-105	13-4	1-16	14-20
35	12/30	UTAH	L	98-103	13-5	1-16	14-21
36	12/31	@Memphis at Dallas	W	108-91	13-5	2-16	15-21
37	1/2	DALLAS	W	103-84	14-5	2-16	16-21
38	1/4	KENTUCKY	L	103-106	14-6	2-16	16-22
39	1/7	@New York	W	107-104	14-6	3-16	17-22
40	1/8	@Memphis at Jacks.	L	122-134	14-6	3-17	17-23
41	1/11	INDIANA	L	99-114	14-6	3-18	17-24
42	1/12	@Dallas	L	102-107	14-6	3-19	17-25
43	1/13	@Pittsburgh	L	116-118	14-6	3-20	17-26
44	1/15	@Virginia at Richmond	L	107-116	14-6	3-21	17-27
45	1/16	UTAH	W	110-102	15-6	3-21	18-27
46	1/19	DALLAS	W	116-92	16-6	3-21	19-27
47	1/21	@Memphis	W	110-98	16-6	4-21	20-27
48	1/22	@Dallas	L	93-94	16-6	4-22	20-28
49	1/23	VIRGINIA	W	130-123	17-6	4-22	21-28
50	1/27	@Dallas	L	98-99	17-6	4-23	21-29
51	2/1	CAROLINA	L	108-117	17-7	4-23	21-30
52	2/2	@Utah	W	122-116	18-7	4-23	22-30
53	2/4	@Dallas	L	102-118	18-7	4-24	22-31
54	2/5	@Kentucky at Louisville	L	106-117	18-7	4-25	22-32
55	2/6	INDIANA	W	115-107	19-7	4-25	23-32
56	2/8	MEMPHIS	W	136-124	20-7	4-25	24-32
57	2/9	@Virginia at Norfolk	L	111-124	20-7	4-26	24-33
58	2/11	@Carolina at W.S.	L	105-110	20-7	4-27	24-34
59	2/12	@Indiana	L	111-133	20-7	4-28	24-35
60	2/13	VIRGINIA	L	123-124	20-8	4-28	24-36
61	2/15	FLORIDIANS	L	124-125	20-9	4-28	24-37
62	2/20	PITTSBURGH	W	146-123	21-9	4-28	25-37
63	2/22	VIRGINIA	W	121-105	22-9	4-28	26-37
64	2/24	@Floridians	L	118-130	22-9	4-29	26-38
65	2/25	@New York	L	116-124	22-9	4-30	26-39
66	2/27	@Carolina at Gmsboro	W	113-105	22-9	5-30	27-39
67	3/1	FLORIDIANS	W	138-125	23-9	5-30	28-39
68	3/4	@Utah	L	130-136	23-9	5-31	28-40
69	3/5	MEMPHIS	W	137-129	24-9	5-31	29-40
70	3/7	UTAH	L	108-116	24-10	5-31	29-41
71	3/9	@Memphis	L	102-113	24-10	5-32	29-42
72	3/10	@Indiana	L	115-127	24-10	5-33	29-43
73	3/11	@New York	L	114-132	24-10	5-34	29-44
74	3/12	MEMPHIS	L	100-105	24-11	5-34	29-45
75	3/14	INDIANA	W	123-106	25-11	5-34	30-45
76	3/16	CAROLINA	W	131-121	26-11	5-34	31-45
77	3/17	@Dallas	W	91-87	26-11	6-34	32-45
78	3/19	@Utah	L	113-125	26-11	6-35	32-46
79	3/21	@Utah	L	120-132	26-11	6-36	32-47
80	3/22	@Dallas	L	96-105	26-11	6-37	32-48
81	3/24	@Indiana at Fort Wayne	W	93-92	26-11	7-37	33-48
82	3/25	@Kentucky at Louisville	L	117-134	26-11	7-38	33-49
83	3/26	NEW YORK	W	108-91	27-11	7-38	34-49
84	3/29	UTAH	L	109-112	27-12	7-38	34-50

* Denotes number of overtime periods.



1972-73 GAME-BY-GAME RESULTS

NO.	DATE	OPPONENT	W-L	SCORE	HOME	ROAD	TOTAL
1	10/12	@Utah	L	104-115	0-0	0-1	0-1
2	10/13	@San Diego	W	109-100	0-0	1-1	1-1
3	10/14	INDIANA	W	96-90	1-0	1-1	2-1
4	10/18	VIRGINIA	W	115-109	2-0	1-1	3-1
5	10/20	INDIANA	W	116-99	3-0	1-1	4-1
6	10/25	CAROLINA	L	112-118	3-1	1-1	4-2
7	10/26	@Virginia at Richmond	L	92	3-1	1-2	4-3
8	10/27	@New York	L	112-117	3-1	1-3	4-4
9	10/28	INDIANA	L	106-119	3-2	1-3	4-5
10	10/31	UTAH	W	116-103	4-2	1-3	5-5
11	11/1	@Utah	L	113-122	4-2	1-4	5-6
12	11/3	@Dallas	W	107-94	4-2	2-4	6-6
13	11/5	NEW YORK	W	137-107	5-2	2-4	7-6
14	11/8	VIRGINIA	L	111-116	5-3	2-4	7-7
15	11/11	MEMPHIS	W	114-111*	6-3	2-4	8-7
16	11/14	INDIANA	W	118-108	7-3	2-4	9-7
17	11/18	DALLAS	W	111-103	8-3	2-4	10-7
18	11/19	@San Diego	L	116-122*	8-3	2-5	10-8
19	11/21	UTAH	W	106-100	9-3	2-5	11-8
20	11/24	SAN DIEGO	W	130-111	10-3	2-5	12-8
21	11/29	KENTUCKY	L	113-114	10-4	2-5	12-9
22	11/30	@Utah	L	95-111	10-4	2-6	12-10
23	12/2	MEMPHIS	W	127-99	11-4	2-6	13-10
24	12/6	@Dallas	L	104-110	11-4	2-7	13-11
25	12/7	SAN DIEGO	W	108-89	12-4	2-7	14-11
26	12/8	@Carolina	L	104-107	12-4	2-8	14-12
27	12/9	@Virginia at Norfolk	L	98-101	12-4	2-9	14-13
28	12/12	@San Diego	W	110-103*	12-4	3-9	15-13
29	12/14	VIRGINIA	W	103-99	13-4	3-9	16-13
30	12/15	@Dallas	L	99-104	13-4	3-10	16-14
31	12/16	@Kentucky	L	110-117	13-4	3-11	16-15
32	12/17	@San Diego	L	104-113	13-4	3-12	16-16
33	12/19	DALLAS	W	137-115	14-4	3-12	17-16
34	12/21	NEW YORK	W	116-106	15-4	3-12	18-16
35	12/22	@Kentucky	L	116-128	15-4	3-13	18-17
36	12/26	@San Diego	W	103-101	15-4	4-13	19-17
37	12/27	VIRGINIA	W	115-113	16-4	4-13	20-17
38	12/30	NEW YORK	W	136-98	17-4	4-13	21-17
39	1/3	@Utah	L	108-130	17-4	4-14	21-18
40	1/4	DALLAS	W	125-111	18-4	4-14	22-18
41	1/7	CAROLINA	L	111-113	18-5	4-14	22-19
42	1/9	@San Diego	L	109-113	18-5	4-15	22-20
43	1/10	INDIANA	W	106-105	19-5	4-15	23-20
44	1/11	@San Diego at Dallas	W	113-109	19-5	5-15	24-20
45	1/12	@Indiana at Fort Wayne	W	128-119	19-5	6-15	25-20
46	1/16	@Indiana	L	113-130	19-5	6-16	25-21
47	1/17	@New York	L	92-102	19-5	6-17	25-22
48	1/18	@Virginia at Norfolk	L	110-116	19-5	6-18	25-23
49	1/19	@Carolina	L	113-117	19-5	6-19	25-24
50	1/21	KENTUCKY	L	111-118	19-5	6-19	25-25
51	1/23	@Utah	L	104-108	19-6	6-20	25-26
52	1/24	@Kentucky	W	98-87	19-6	7-20	26-26
53	1/26	@Memphis	L	107-114	19-6	7-21	26-27
54	1/28	NEW YORK	W	106-77	20-6	7-21	27-27
55	1/31	MEMPHIS	W	134-106	21-6	7-21	28-27
56	2/1	@Indiana	W	97-92	21-6	8-21	29-27
57	2/2	@Carolina	L	105-113	21-6	8-22	29-28
58	2/4	@Memphis	W	104-99	21-6	9-22	30-28
59	2/11	CAROLINA	W	117-108	22-6	9-22	31-28
60	2/12	@Utah	L	107-119	22-6	9-23	31-29
61	2/14	KENTUCKY	L	103-111	22-7	9-23	31-30
62	2/16	@Memphis at St. Paul	W	127-121	22-7	10-23	32-30
63	2/18	UTAH	W	109-90	23-7	10-23	33-30
64	2/21	SAN DIEGO	W	110-109	24-7	10-23	34-30
65	2/23	@Memphis	W	130-129	24-7	11-23	35-30
66	2/24	@Carolina at Charlotte	W	115-104	24-7	12-23	36-30
67	2/25	KENTUCKY	W	87-86	25-7	12-23	37-30
68	2/28	CAROLINA	L	96-104	25-8	12-23	37-31
69	3/2	@Indiana	L	105-114	25-8	12-24	37-32
70	3/3	@Dallas at Denton	W	124-106	25-8	13-24	38-32
71	3/4	UTAH	W	133-125	26-8	13-24	39-32
72	3/7	DALLAS	W	116-111	27-8	13-24	40-32
73	3/8	@New York	W	120-105	27-8	14-24	41-32
74	3/10	@Virginia at Hampton	L	103-106	27-8	14-25	41-33
75	3/11	@Kentucky	L	82-119	27-8	14-26	41-34
76	3/13	SAN DIEGO	W	114-96	28-8	14-26	42-34
77	3/17	@Dallas	L	107-124	28-8	14-27	42-35
78	3/18	DALLAS	W	122-105	29-8	14-27	43-35
79	3/20	@Memphis	W	113-97	29-8	15-27	44-35
80	3/21	@New York	W	116-101	29-8	16-27	45-35
81	3/23	INDIANA	W	101-92	30-8	16-27	46-35
82	3/24	@Indiana	L	94-116	30-8	16-28	46-36
83	3/25	DALLAS	W	114-106	31-8	16-28	47-36
84	3/27	UTAH	L	109-115	31-9	16-28	47-37

* Denotes number of overtime periods.





1973-74 SEASON

1973-74 GAME-BY-GAME RESULTS

NO.	DATE	OPPONENT	W-L	SCORE	HOME	ROAD	TOTAL
1	10/11	SAN DIEGO	W	135-111	1-0	0-0	1-0
2	10/12	@Kentucky at Lexington	L	100-111	1-0	0-1	1-1
3	10/13	@Virginia at Hampton	W	125-100	1-0	1-1	2-1
4	10/17	UTAH	W	112-97	2-0	1-1	3-1
5	10/19	@San Diego	W	113-100	2-0	2-1	4-1
6	10/24	@Indiana	L	89-98	2-0	2-2	4-2
7	10/26	@Carolina at Grnsboro	L	104-109*	2-0	2-3	4-3
8	10/27	@Kentucky at Louisville	L	87-90	2-0	2-4	4-4
9	10/31	NEW YORK	W	107-104	3-0	2-4	5-4
10	11/2	@Indiana	L	103-107*	3-0	2-5	5-5
11	11/3	@San Antonio	L	72-95	3-0	2-6	5-6
12	11/6	@San Diego	W	110-104	3-0	3-6	6-6
13	11/10	@San Antonio	W	88-78	3-0	4-6	7-6
14	11/13	INDIANA	W	127-109	4-0	4-6	8-6
15	11/16	@San Diego	W	130-126	4-0	5-6	9-6
16	11/17	MEMPHIS	W	112-102	5-0	5-6	10-6
17	11/20	CAROLINA	L	107-113	5-1	5-6	10-7
18	11/23	NEW YORK	L	86-128	5-2	5-6	10-8
19	11/24	@Carolina at Charlotte	W	127-122*	5-2	6-6	11-8
20	11/25	@Memphis	L	86-87	5-2	6-7	11-9
21	11/27	UTAH	L	91-103	5-3	6-7	11-10
22	11/29	@Indiana	W	127-111	5-3	7-7	12-10
23	11/30	@New York	L	102-123	5-3	7-8	12-11
24	12/1	SAN ANTONIO	W	107-86	6-3	7-8	13-11
25	12/5	SAN DIEGO	W	138-108	7-3	7-8	14-11
26	12/7	@San Antonio	L	94-116	7-3	7-9	14-12
27	12/8	UTAH	L	111-121	7-4	7-9	14-13
28	12/12	@Utah	L	112-123	7-4	7-10	14-14
29	12/15	KENTUCKY	L	114-120	7-5	7-10	14-15
30	12/19	SAN DIEGO	L	113-118	7-6	7-10	14-16
31	12/21	@Memphis	W	92-83	7-6	8-10	15-16
32	12/22	CAROLINA	W	113-108	8-6	8-10	16-16
33	12/26	@Virginia at Norfolk	L	113-118	8-6	8-11	16-17
34	12/27	@Kentucky at Cincinnati	W	105-100	8-6	9-11	17-17
35	12/29	INDIANA	L	108-114	8-7	9-11	17-18
36	1/2	SAN ANTONIO	W	110-108	9-7	9-11	18-18
37	1/3	@Indiana	L	97-100	9-7	9-12	18-19
38	1/4	@New York	L	92-109	9-7	9-13	18-20
39	1/5	SAN DIEGO	W	146-122	10-7	9-13	19-20
40	1/7	@Utah	L	109-116	10-7	9-14	19-21
41	1/9	VIRGINIA	W	119-103	11-7	9-14	20-21
42	1/11	@Carolina at Grnsboro	L	95-122	11-7	9-15	20-22
43	1/12	@Virginia at Norfolk	L	94-117	11-7	9-16	20-23
44	1/16	KENTUCKY	L	102-105	11-8	9-16	20-24
45	1/18	@San Diego	W	120-113	11-8	10-16	21-24
46	1/19	CAROLINA	W	120-110	12-8	10-16	22-24
47	1/23	MEMPHIS	W	106-99	13-8	10-16	23-24
48	1/26	UTAH	L	117-119	13-9	10-16	23-25
49	1/27	@San Antonio	L	87-93	13-9	10-17	23-26
50	2/2	VIRGINIA	W	138-120	14-9	10-17	24-26
51	2/3	INDIANA	L	102-111	14-10	10-17	24-27
52	2/5	SAN ANTONIO	W	82-79	15-10	10-17	25-27
53	2/7	MEMPHIS	W	105-94	16-10	10-17	26-27
54	2/8	@Kentucky at Cincinnati	L	105-106	16-10	10-18	26-28
55	2/9	@Indiana	W	102-97	16-10	11-18	27-28
56	2/10	SAN ANTONIO	L	90-99	16-11	11-18	27-29
57	2/12	VIRGINIA	W	125-112	17-11	11-18	28-29
58	2/13	KENTUCKY	L	115-119	17-12	11-18	28-30
59	2/15	@Memphis	L	98-102	17-12	11-19	28-31
60	2/16	@Indiana at Teh.	L	89-102	17-12	11-20	28-32
61	2/17	INDIANA	L	92-93	17-13	11-20	28-33
62	2/20	KENTUCKY	W	124-117	18-13	11-20	29-33
63	2/21	@Memphis	L	106-111	18-13	11-21	29-34
64	2/23	@Carolina at Raleigh	L	117-121	18-13	11-22	29-35
65	2/24	UTAH	W	103-91	19-13	11-22	30-35
66	2/27	SAN DIEGO	W	118-114	20-13	11-22	31-35
67	2/28	@Utah	L	105-127	20-13	11-23	31-36
68	3/2	@San Antonio	L	104-113	20-13	11-24	31-37
69	3/3	SAN DIEGO	W	139-112	21-13	11-24	32-37
70	3/5	MEMPHIS	W	135-101	22-13	11-24	33-37
71	3/7	NEW YORK	L	100-114	22-14	11-24	33-38
72	3/8	@Utah	L	111-132	22-14	11-25	33-39
73	3/9	@San Diego	L	96-100	22-14	11-26	33-40
74	3/10	SAN DIEGO	L	99-114	22-15	11-26	33-41
75	3/13	SAN ANTONIO	L	108-111*	22-16	11-26	33-42
76	3/15	@New York	L	93-112	22-16	11-27	33-43
77	3/16	@Virginia at Norfolk	L	101-107	22-16	11-28	33-44
78	3/17	VIRGINIA	W	101-90	23-16	11-28	34-44
79	3/20	UTAH	L	107-111	23-17	11-28	34-45
80	3/22	@Utah	W	105-103	23-17	12-28	35-45
81	3/23	NEW YORK	L	100-112	23-18	12-28	35-46
82	3/24	CAROLINA	W	109-107	24-18	12-28	36-46
83	3/27	@New York	L	96-102	24-18	12-29	36-47
84	3/28	@San Antonio	W	96-92	24-18	13-29	37-47

* Denotes number of overtime periods.



1974-75 GAME-BY-GAME RESULTS

NO.	DATE	OPPONENT	W-L	SCORE	HOME	ROAD	TOTAL
1	10/18	@Kentucky	L	99-117	0-0	0-1	0-1
2	10/19	NEW YORK	W	111-103	1-0	0-1	1-1
3	10/23	@Utah	W	120-106	1-0	1-1	2-1
4	10/26	SAN DIEGO	W	137-101	2-0	1-1	3-1
5	10/29	NEW YORK	W	126-115	3-0	1-1	4-1
6	10/30	@Memphis	W	105-95	3-0	2-1	5-1
7	11/1	MEMPHIS	W	128-112	4-0	2-1	6-1
8	11/2	ST. LOUIS	W	138-106	5-0	2-1	7-1
9	11/5	UTAH	W	145-101	6-0	2-1	8-1
10	11/6	@Indiana	L	116-136	6-0	2-2	8-2
11	11/8	@St. Louis	L	121-132	6-0	2-3	8-3
12	11/9	VIRGINIA	W	130-108	7-0	2-3	9-3
13	11/10	SAN DIEGO	W	125-101	8-0	2-3	10-3
14	11/13	@San Diego	W	132-108	8-0	3-3	11-3
15	11/15	INDIANA	W	120-114	9-0	3-3	12-3
16	11/17	UTAH	W	114-91	10-0	3-3	13-3
17	11/20	@Indiana	W	117-106	10-0	4-3	14-3
18	11/22	@Virginia	W	115-110	10-0	5-3	15-3
19	11/23	@Virginia	W	122-110	10-0	6-3	16-3
20	11/24	@New York	L	90-99	10-0	6-4	16-4
21	11/26	@St. Louis	W	134-124*	11-0	7-4	17-4
22	11/27	@San Antonio	W	112-106	10-0	8-4	18-4
23	11/29	SAN ANTONIO	W	139-124	11-0	8-4	19-4
24	11/30	ST. LOUIS	W	128-109	12-0	8-4	20-4
25	12/4	@San Diego	W	114-110	12-0	9-4	21-4
26	12/5	@Utah	W	89-85	12-0	10-4	22-4
27	12/7	MEMPHIS	W	122-103	13-0	10-4	23-4
28	12/11	INDIANA	W	117-114	14-0	10-4	24-4
29	12/14	SAN DIEGO	W	121-114*	15-0	10-4	25-4
30	12/19	@Kentucky	L	107-125	15-0	10-5	25-5
31	12/20	@Virginia	W	143-123	15-0	11-5	26-5
32	12/21	SAN ANTONIO	W	119-104	16-0	11-5	27-5
33	12/26	UTAH	W	107-102	17-0	11-5	28-5
34	12/27	@San Diego	W	115-108	17-0	12-5	29-5
35	12/28	ST. LOUIS	W	128-121	18-0	12-5	30-5
36	12/29	SAN ANTONIO	W	124-121	19-0	12-5	31-5
37	1/3	INDIANA	W	120-111	20-0	12-5	32-5
38	1/5	UTAH	W	110-93	21-0	12-5	33-5
39	1/8	SAN ANTONIO	W	130-128	22-0	12-5	34-5
40	1/10	@Virginia	W	109-106*	22-0	13-5	35-5
41	1/11	@San Antonio	L	108-130	22-0	13-6	35-6
42	1/14	KENTUCKY	W	118-99	23-0	13-6	36-6
43	1/15	@San Diego	L	109-121	23-0	13-7	36-7
44	1/16	@Utah	W	115-104	23-0	14-7	37-7
45	1/18	MEMPHIS	W	126-104	24-0	14-7	38-7
46	1/19	@Kentucky	L	101-114	24-0	14-8	38-8
47	1/22	@Indiana	W	110-120	24-0	14-9	38-9
48	1/23	@San Antonio	W	127-117	24-0	15-9	39-9
49	1/24	@Utah	L	116-119*	24-0	15-10	39-10
50	1/25	VIRGINIA	W	119-99	25-0	15-10	40-10
51	1/30	@St. Louis	W	123-111	25-0	16-10	41-10
52	1/31	@New York	L	101-114	25-0	16-11	41-11
53	2/1	SAN DIEGO	W	128-111	26-0	16-11	42-11
54	2/2	@Memphis	L	103-120	26-0	16-12	42-12
55	2/5	@Indiana	W	123-113	26-0	17-12	43-12
56	2/7	@San Antonio	L	96-101	26-0	17-13	43-13
57	2/8	SAN ANTONIO	L	115-120	26-1	17-13	43-14
58	2/12	@San Diego	W	115-109	26-1	18-13	44-14
59	2/13	@Utah	W	116-112	26-1	19-13	45-14
60	2/15	KENTUCKY	W	109-107	27-1	19-13	46-14
61	2/16	NEW YORK	W	117-115*	28-1	19-13	47-14
62	2/19	@Utah	L	80-99	28-1	19-14	47-15
63	2/23	KENTUCKY	W	109-107	29-1	19-14	48-15
64	2/26	NEW YORK	W	148-114	30-1	19-14	49-15
65	2/28	@Memphis	L	105-109	30-1	19-15	49-16
66	3/1	INDIANA	L	109-124	30-2	19-15	49-17
67	3/2	@San Diego	W	133-117	30-2	20-15	50-17
68	3/4	MEMPHIS	W	133-116	31-2	20-15	51-17
69	3/6	@St. Louis	W	119-107	31-2	21-15	52-17
70	3/7	@San Antonio	W	100-95	31-2	22-15	53-17
71	3/8	SAN ANTONIO	W	156-144*	32-2	22-15	54-17
72	3/11	VIRGINIA	W	137-123	33-2	22-15	55-17
73	3/12	@Kentucky	L	103-108	33-2	22-16	55-18
74	3/14	@New York	W	102-95	33-2	23-16	56-18
75	3/16	KENTUCKY	W	128-125*	34-2	23-16	57-18
76	3/19	VIRGINIA	W	124-108	35-2	23-16	58-18
77	3/22	INDIANA	W	122-105	36-2	23-16	59-18
78	3/23	@New York	W	114-111	36-2	24-16	60-18
79	3/25	@Memphis	W	97-95	36-2	25-16	61-18
80	3/26	UTAH	W	121-109	37-2	25-16	62-18
81	3/29	ST. LOUIS	W	140-130	38-2	25-16	63-18
82	3/30	@Indiana	L	121-120	38-2	25-17	63-19
83	4/1	INDIANA	W	126-115	39-2	25-17	64-19
84	4/3	SAN DIEGO	W	148-121	40-2	25-17	65-19

* Denotes number of overtime periods.





1975-76 SEASON

1975-76 GAME-BY-GAME RESULTS

NO.	DATE	OPPONENT	W-L	SCORE	HOME	ROAD	TOTAL
1	10/24	@San Diego	W	120-108	0-0	1-0	1-0
2	10/25	ST. LOUIS	W	118-101	1-0	1-0	2-0
3	10/29	UTAH	W	122-117	2-0	1-0	3-0
4	10/31	@Indiana	L	99-111	2-0	1-1	3-1
5	11/2	@Kentucky	L	103-106	2-0	1-2	3-2
6	11/5	ST. LOUIS	W	111-98	3-0	1-2	4-2
7	11/6	@Utah	W	111-105	3-0	2-2	5-2
8	11/8	NEW YORK	W	128-121	4-0	2-2	6-2
9	11/11	INDIANA	W	126-117	5-0	2-2	7-2
10	11/14	KENTUCKY	W	117-111	6-0	2-2	8-2
11	11/19	@St. Louis	W	119-106	6-0	3-2	9-2
12	11/20	@Indiana	L	112-117	6-0	3-3	9-3
13	11/21	@New York	L	116-128	6-0	3-4	9-4
14	11/22	VIRGINIA	W	144-119	7-0	3-4	10-4
15	11/26	KENTUCKY	L	107-115	7-1	3-4	10-5
16	11/28	@San Antonio	W	140-136*	7-1	4-4	11-5
17	11/29	SAN ANTONIO	W	123-112	8-1	4-4	12-5
18	12/6	INDIANA	W	126-118	9-1	4-4	13-5
19	12/7	@New York	W	123-119	9-1	5-4	14-5
20	12/10	@St. Louis	W	146-137	9-1	6-4	15-5
21	12/11	@Virginia at Richmond	W	111-100	9-1	7-4	16-5
22	12/12	@Virginia at Halifax	W	110-107	9-1	8-4	17-5
23	12/15	@Virginia at Norfolk	W	131-110	9-1	9-4	18-5
24	12/17	NEW YORK	W	106-103	10-1	9-4	19-5
25	12/20	@San Antonio	L	121-132	10-1	9-5	19-6
26	12/21	INDIANA	W	122-117	11-1	9-5	20-6
27	12/26	SAN ANTONIO	L	106-117	11-2	9-5	20-7
28	12/27	NEW YORK	W	130-113	12-2	9-5	21-7
29	12/28	@Indiana	W	110-105	12-2	10-5	22-7
30	12/30	@St. Louis	L	104-106	12-2	10-6	22-8
31	12/31	VIRGINIA	W	141-137	13-2	10-6	23-8
32	1/3	INDIANA	W	137-125	14-2	10-6	24-8
33	1/3	ST. LOUIS	W	126-115	15-2	10-6	25-8
34	1/5	KENTUCKY	W	127-120	16-2	10-6	26-8
35	1/7	@San Antonio	L	118-121	16-2	10-7	26-9
36	1/9	VIRGINIA	W	155-128	17-2	10-7	27-9
37	1/12	SAN ANTONIO	W	139-122	18-2	10-7	28-9
38	1/13	NEW YORK	W	137-113	19-2	10-7	29-9
39	1/16	@Indiana	W	124-118	19-2	11-7	30-9
40	1/17	KENTUCKY	W	137-113	20-2	11-7	31-9
41	1/18	@Kentucky	L	117-119	20-2	11-8	31-10
42	1/20	@New York	L	123-134	20-2	11-9	31-11
43	1/23	SAN ANTONIO	W	131-123	21-2	11-9	32-11
44	1/30	VIRGINIA	W	136-117	22-2	11-9	33-11
45	1/31	VIRGINIA	W	129-117	23-2	11-9	34-11
46	2/1	@Kentucky	L	94-98	23-2	11-10	34-12
47	2/4	VIRGINIA	W	135-131*	24-2	11-10	35-12
48	2/6	ST. LOUIS	W	123-109	25-2	11-10	36-12
49	2/8	KENTUCKY	W	116-114	26-2	11-10	37-12
50	2/9	@New York	W	138-119	26-2	12-10	38-12
51	2/11	@San Antonio	W	137-133	26-2	13-10	39-12
52	2/14	NEW YORK	W	108-103*	27-2	13-10	40-12
53	2/15	@San Antonio	L	118-125	27-2	13-11	40-13
54	2/18	SAN ANTONIO	W	142-111	28-2	13-11	41-13
55	2/19	INDIANA	W	128-123	29-2	13-11	42-13
56	2/20	@Indiana	L	101-106	29-2	13-12	42-14
57	2/22	@New York	L	95-115	29-2	13-13	42-15
58	2/25	INDIANA	W	122-110	30-2	13-13	43-15
59	2/27	SAN ANTONIO	W	140-116	31-2	13-13	44-15
60	2/28	@San Antonio	L	122-134	31-2	13-14	44-16
61	2/29	@Kentucky	W	112-111	31-2	14-14	45-16
62	3/1	@Virginia	W	115-109	31-2	15-14	46-16
63	3/3	NEW YORK	W	121-100	32-2	15-14	47-16
64	3/5	ST. LOUIS	W	137-125	33-2	15-14	48-16
65	3/7	VIRGINIA	W	116-101	34-2	15-14	49-16
66	3/9	NEW YORK	W	128-112	35-2	15-14	50-16
67	3/10	@Indiana	L	119-129	35-2	15-15	50-17
68	3/11	@New York	L	136-141*	35-2	15-16	50-18
69	3/12	@St. Louis	L	97-101	35-2	15-17	50-19
70	3/16	ST. LOUIS	W	111-94	36-2	15-17	51-19
71	3/17	@Indiana	W	111-108	36-2	16-17	52-19
72	3/18	@New York	L	98-110	36-2	16-18	52-20
73	3/19	@Virginia	W	113-108	36-2	17-18	53-20
74	3/21	ST. LOUIS	W	131-115	37-2	17-18	54-20
75	3/23	@Kentucky	L	117-118*	37-2	17-19	54-21
76	3/24	SAN ANTONIO	L	122-135	37-3	17-19	54-22
77	3/26	INDIANA	W	138-120	38-3	17-19	55-22
78	3/27	@Virginia	W	124-123*	38-3	18-19	56-22
79	3/28	@Indiana	W	110-98	38-3	19-19	57-22
80	3/30	@St. Louis	W	133-112	38-3	20-19	58-22
81	3/31	@San Antonio	L	110-117	38-3	20-20	58-23
82	4/3	@San Antonio	L	121-129	38-3	20-21	58-24
83	4/4	INDIANA	W	140-134	39-3	20-21	59-24
84	4/7	@Kentucky	W	130-103	39-3	21-21	60-24

* Denotes number of overtime periods.

RECORD AGAINST ABA OPPONENTS



REGULAR SEASON

TEAM	SEASONS	HOME W-L	ROAD W-L	OVERALL W-L	PCT
Anaheim Amigos	1	5-0	2-3	7-3	.700
Carolina Cougars	5	11-6	5-12	16-18	.471
Dallas Chaparrals	5	24-4	7-19	31-23	.574
Floridians	2	4-2	2-4	6-6	.500
Houston Mavericks	2	8-1	5-5	13-6	.684
Indiana Pacers	9	33-13	14-31	47-44	.516
Kentucky Colonels	9	20-12	4-30	24-42	.364
Los Angeles Stars	2	10-1	4-7	14-8	.634
Memphis Pros	3	9-5	9-9	18-14	.563
Memphis Sounds	1	4-0	2-2	6-2	.750
Memphis Tams	1	4-0	1-3	5-3	.625
Miami Floridians	2	5-1	4-2	9-3	.750
Minnesota Muskies	1	2-1	0-3	2-4	.333
Minnesota Pipers	1	2-1	2-1	4-2	.667
New Jersey Americans	1	3-0	2-1	5-1	.833
New Orleans Buccaneers	3	12-4	3-12	15-16	.484
New York Nets	8	27-5	9-21	36-26	.581
Oakland Oaks	2	6-3	4-6	10-9	.526
Pittsburgh Condors	2	4-2	3-3	7-5	.583
Pittsburgh Pipers	2	4-2	2-4	6-6	.500
San Antonio Spurs	3	13-5	7-12	20-17	.540
San Diego Conquistadors	3	13-2	13-5	26-7	.788
San Diego Sails	1	—	1-0	1-0	1.000
Spirits of St. Louis	2	11-0	6-31	7-3	.850
Texas Chaparrals	1	5-1	2-4	7-5	.583
Utah Stars	6	14-15	7-23	21-38	.356
Virginia Squires	6	21-3	12-12	33-15	.688
Washington Capitols	1	5-1	2-4	7-5	.583
TOTALS	9	279-90	134-241	413-331	.555

Anaheim moved to Los Angeles after the '67-68 season and then to Utah after the '69-70 season. Houston moved to Carolina after the '68-69 season and then to St. Louis after the '73-74 season. Dallas changed its name to the Texas Chaparrals for the '70-71 season and back to the Dallas Chaparrals after the '70-71 season, and moved to San Antonio after the '72-73 season. The Minnesota Muskies moved to Miami after the '67-68 season and became the Floridians after the '69-70 season. New Orleans moved to Memphis after the '69-70 season and changed the nickname

to the Tams for the '73-74 season and changed the nickname again to the Sounds for the '74-75 season. Pittsburgh moved to Minnesota and retained nickname after the '67-68 season and returned to Pittsburgh after the '68-69 season and changed nickname to Condors in '70-71. New Jersey moved to New York after the '67-68. Oakland moved to Washington after the '68-69 season and then to Virginia after the '69-70 season. The San Diego Conquistadors were an expansion team in '72-73 and changed nicknames to the Sails after the '74-75 season.

DENVER IN THE ABA

PLAYOFFS

TEAM	PLAYOFF SERIES	HOME W-L	ROAD W-L	OVERALL W-L	PCT
Indiana Pacers	3	4-5	3-7	7-12	.368
Kentucky Colonels	1	3-1	1-2	4-3	.571
Los Angeles Stars	1	1-2	0-2	1-4	.200
New Orleans Buccaneers	1	2-0	0-3	2-3	.400
New York Nets	1	2-1	0-3	2-4	.333
Oakland Oaks	1	2-1	1-3	3-4	.429
Utah Stars	1	3-0	1-2	4-2	.667
Washington Capitols	1	4-0	0-3	4-3	.571
TOTALS	10	21-10	6-25	27-35	.435

* The Denver Nuggets/Rockets advanced to the playoffs in seven of their nine seasons in the ABA.



ABA INDIV. HONORS / ALL-STAR INFORMATION

ABA INDIVIDUAL HONORS

ABA COACH OF THE YEAR

(Originated in 1967-68; selected by the media)

1969-70	Joe Belmont
1974-75	Larry Brown
1975-76	Larry Brown

ABA MOST VALUABLE PLAYER

(Originated in 1967-68; selected by ABA players)

1970	Spencer Haywood
------	-----------------

ABA ROOKIE OF THE YEAR

(Originated in 1967-68; selected by the media)

1970	Spencer Haywood
1976	David Thompson

ABA ALL-DEFENSIVE TEAMS

(Originated in 1972-73; selected by the coaches)

1973	Julius Keye
1974	Julius Keye
1975	Bobby Jones
1976	Bobby Jones

ALL-ABA TEAMS

1968-69	Larry Jones (1st Team)
1969-70	Spencer Haywood (1st Team)
1969-70	Larry Jones (1st Team)
1970-71	Larry Cannon (2nd Team)
1971-72	Ralph Simpson (2nd Team)
1972-73	Warren Jabali (1st Team)
1972-73	Ralph Simpson (2nd Team)
1974-75	Mack Calvin (1st Team)
1975-76	Ralph Simpson (1st Team)
1975-76	David Thompson (2nd Team)
1975-76	Bobby Jones (2nd Team)
1975-76	Dan Issel (2nd Team)

ABA ALL-ROOKIE TEAMS

(Originated in 1967-68; selected by the coaches)

1969	Walt Piatkowski
1970	Spencer Haywood
1974	Mike Green
1975	Bobby Jones
1976	David Thompson

ABA ALL-STAR GAME INDIVIDUAL HONORS

MOST VALUABLE PLAYER

1976	David Thompson
1973	Warren Jabali
1970	Spencer Haywood

NUGGETS/ROCKETS IN ABA ALL-STAR GAMES

PLAYER	TOTAL	CONSECUTIVE	FIRST	LAST
Ralph Simpson	5	5	1972	1976
Larry Jones	3	3	1968	1970
Byron Beck	2	-	1969	1976
Warren Jabali	2	2	1973	1974
Art Becker	1	-	1972	—
Mack Calvin	1	-	1975	—
Gus Gerard	1	-	1976	—
Mike Green	1	-	1975	—
Spencer Haywood	1	-	1970	—
Wayne Hightower	1	-	1969	—
Dan Issel	1	-	1976	—
Bobby Jones	1	-	1976	—
Julius Keye	1	-	1971	—
Claude Terry	1	-	1976	—
David Thompson	1	-	1976	—
Monte Towe	1	-	1976	—
Marvin Webster	1	-	1976	—
Chuck Williams	1	-	1976	—

NUGGETS ABA ALL-STAR COACHES

COACH	YEAR	RECORD	YEAR
Larry Brown	1	1-0	1976*

* The 1976 ABA All-Star Game was an ABA All-Star squad vs. the Western Division-leading Denver Nuggets team.



ABA YEAR-BY-YEAR PLAYOFF RESULTS



1967-68

RECORD: 45-33 PCT: .577 PLACE: 3RD

ABA FIRST ROUND (ELIMINATED 2-3)

3/26/68 @New Orleans 130, Denver 104
 3/27/68 @New Orleans 105, Denver 93
 3/30/68 @Denver 105, New Orleans 93
 3/31/68 @Denver 108, New Orleans 100
 4/3/68 @New Orleans 102, Denver 97

1968-69

RECORD: 44-34 PCT: .564 PLACE: 3RD

ABA FIRST ROUND (ELIMINATED 3-4)

4/5/69 @Oakland 125, Denver 99
 4/6/69 Denver 122, @Oakland 119
 4/8/69 Oakland 121, @Denver 99
 4/10/69 @Denver 109, Oakland 108
 4/12/69 @Oakland 128, Denver 118
 4/13/69 @Denver 126, Oakland 115
 4/16/69 @Oakland 115, Denver 102

1969-70

RECORD: 51-33 PCT: .607 PLACE: 1ST

ABA FIRST ROUND (WON 4-3)

4/18/70 @Denver 130, Washington 111
 4/19/70 @Denver 143, Washington 133
 4/20/70 @Washington 125, Denver 120
 4/22/70 @Washington 131, Denver 114
 4/23/70 @Denver 132, Washington 110
 4/25/70 @Washington 116, Denver 111
 4/28/70 @Denver 143, Washington 119

ABA WESTERN FINALS (ELIMINATED 1-4)

4/30/70 @Denver 123, Los Angeles 113 (OT)
 5/1/70 Los Angeles 114, @Denver 105
 5/4/70 @Los Angeles 119, Denver 113
 5/5/70 @Los Angeles 114, Denver 110
 5/9/70 Los Angeles 109, @Denver 107

1970-71 (NOT IN PLAYOFFS)

RECORD: 30-54 PCT: .357 PLACE: 4TH

NOT IN PLAYOFFS

1971-72

RECORD: 34-50 PCT: .405 PLACE: 4TH

ABA FIRST ROUND (ELIMINATED 3-4)

3/31/72 @Indiana 102, Denver 96
 4/1/72 Denver 106, @Indiana 105
 4/4/72 Indiana 122, @Denver 120
 4/6/72 @Denver 112, Indiana 96
 4/8/72 @Indiana 91, Denver 79
 4/9/72 @Denver 106, Indiana 99
 4/13/72 @Indiana 91, Denver 89

1972-73

RECORD: 47-37 PCT: .560 PLACE: 3RD

ABA FIRST ROUND (ELIMINATED 1-4)

3/31/73 @Indiana 114, Denver 91
 4/1/73 @Indiana 106, Denver 98
 4/3/73 @Denver 105, Indiana 94
 4/5/73 Indiana 97, @Denver 95
 4/7/73 @Indiana 121, Denver 107

1973-74 (NOT IN PLAYOFFS)

RECORD: 37-47 PCT: .440 PLACE: 4TH

NOT IN PLAYOFFS

1973-74

RECORD: 65-19 PCT: .774 PLACE: 1ST

ABA FIRST ROUND (WON 4-2)

4/6/75 @Denver 122, Utah 107
 4/7/75 @Denver 126, Utah 120
 4/11/75 @Utah 122, Denver 108
 4/12/75 @Utah 132, Denver 110
 4/14/75 @Denver 130, Utah 119
 4/15/75 Denver 115, @Utah 113

ABA WESTERN FINALS (ELIMINATED 3-4)

4/20/75 @Denver 131, Indiana 128
 4/22/75 Indiana 131, @Denver 124
 4/24/75 @Indiana 118, Denver 112
 4/25/75 Denver 126, @Indiana 109
 4/27/75 Indiana 109, @Denver 90
 4/30/75 Denver 101, @Indiana 90
 5/3/75 Indiana 104, @Denver 96

1975-76

RECORD: 60-24 PCT: .714 PLACE: 1ST

ABA SEMIFINALS (WON 4-3)

4/15/76 @Denver 110, Kentucky 107
 4/17/76 Kentucky 138, @Denver 110
 4/19/76 @Kentucky 126, Denver 114
 4/21/76 Denver 108, @Kentucky 106
 4/22/76 @Denver 127, Kentucky 117
 4/25/76 @Kentucky 119, Denver 115 (2OT)
 4/28/76 @Denver 133, Kentucky 110

ABA CHAMPIONSHIP (ELIMINATED 2-4)

5/1/76 New York 120, @Denver 118
 5/4/76 @Denver 127, New York 121
 5/6/76 @New York 117, Denver 111
 5/8/76 @New York 121, Denver 112
 5/11/76 @Denver 118, New York 110
 5/13/76 @New York 112, Denver 106

OVERALL ABA PLAYOFF RECORD

27 WON, 35 LOST (.435)





CAREER ABA PLAYOFF LEADERS

GAMES

Byron Beck	61
Ralph Simpson	38

POINTS

Byron Beck	840
Ralph Simpson	834

FIELD GOALS MADE

Byron Beck	343
Ralph Simpson	322

FIELD GOALS ATTEMPTED

Ralph Simpson	731
Byron Beck	728

FIELD GOAL PERCENTAGE

Bobby Jones	(.559/143-256)
David Thompson	(.536/127-237)

THREE-POINT FIELD GOALS

Jeff Congdon	18
Larry Jones	8

THREE-POINT FIELD GOALS ATTEMPTED

Jeff Congdon	60
Larry Jones	28

FREE THROWS MADE

Ralph Simpson	186
Byron Beck	152

FREE THROWS ATTEMPTED

Ralph Simpson	226
Byron Beck	186

FREE THROW PERCENTAGE

Larry Brown	(.958/23-24)
Mack Calvin	(.951/78-82)

OFFENSIVE REBOUNDS

Byron Beck	172
Dave Robisch	89

DEFENSIVE REBOUNDS

Byron Beck	308
Ralph Simpson	181

TOTAL REBOUNDS

Byron Beck	486
Dave Robisch	242

ASSISTS

Larry Jones	122
Ralph Simpson	112

BLOCKED SHOTS

Bobby Jones	32
Julius Keye	17

STEALS

Ralph Simpson	46
Bobby Jones	28





1967

1. Walt Frazier, Southern Illinois
2. Neville Shedd, Texas Western
3. Bob Rule, Colorado State
4. Gary Keller, Florida
5. Byron Beck, Denver*
Rick Dean, Syracuse
Vaughn Harper, Syracuse
Neil Heskin, Georgetown
Dave Lattin, Texas Western
John Morrison, Canisius*
Neil Roberts, Brigham Young
Bill Turner, Akron

1968

1. Tom Boerwinkle, Tennessee
2. Walt Piatkowski, Bowling Green*
3. Bill Hewitt, Southern California
5. Hal Booker, Cheyney State

Second Five Rounds:

- Harry Hollines, Denver
Charley Parks, Idaho State
Vernon Payne, Indiana
Willie Rogers, Oklahoma*
Glynn Saulters, N.E. Louisiana

Third Five Rounds:

- Ken Hall, Westminster Utah
Melvin Jones, Albany State
Julius Key, Alcorn A&M*
Mickey Smith, Memphis State
Oscar Smith, Elizabeth City, NC

1969

1. Bob Presley, California
2. Bob Portman, Creighton
3. Isiah King, Hiram Scott
4. Greg Wittman, Western Carolina
4. Jerry King, Louisville
5. Bob Tallent, George Washington
6. Elnardo Webster, St. Peters
7. Bill Justus, Tennessee
8. Larry Jeffries, Trinity
9. Harry Hall, Wyoming
10. Jim Healey, Rockhurst
11. Roy Hinton, Central (Ohio) State
12. Al Cueto, Tulsa

1970

1. Spencer Haywood, Detroit*
2. John Valley, UCLA
3. Greg Hyder, Eastern New Mexico
4. Rob St. Pierre, Hanover Ind.
5. Greg Daust, Missouri
5. Dan Hester, Louisiana State*
6. John Marren, Manhattan
6. Larry Mikan, Minnesota
7. Joe McBride, Augusta
8. Ron Becker, New Mexico
9. Jim Penix, Bowling Green
10. Mike Price, Illinois
11. Ken Warzynski, DePaul
12. Fred Taylor, Pan American

1971

1. Ralph Simpson, Michigan State*
1. Cliff Meely, Colorado
2. Marvin Roberts, Utah State*
3. Mike Newlin, Utah
4. Al Smith, Bradley*
5. Dave Robisch, Kansas*
6. William Graham, Kentucky
7. Ken Gardner, Utah
8. Tyrone Marionneaux, Loyola (New Orleans)
9. Mike Childress, Colorado State
10. George Faerber, Purdue
11. John Ribock, South Carolina
12. Gary Brell, Marquette
13. Glen Richgels, Wisconsin
14. Jerry Hyder, Eastern New Mexico
15. David Hall, Kansas State
16. Richard Dixon, Loyola (California)
17. David Walls, Jackson State
18. Paul Botts, Central Michigan
19. Ron Smith, Wichita State
20. Bobby Jones, Drake

1972

1. Bud Stallworth, Kansas
2. Claude Terry, Stanford*
2. Paul Westphal, Southern California
4. Doug Collins, Illinois State
5. Dave Bustion, Denver*
6. Sam Sibert, Kentucky State
7. Ron Riley, Southern California
8. Ted Martiniuk, St. Peter's
9. Bernie Fryer, Brigham Young
10. Jerry Pender, Fresno State
11. Gary Stewart, Canisius
12. Mike Reid, California Riverside
13. John Burks, San Francisco
14. John Tschogl, California Santa Barbara
15. Leon Huff, Drake
16. Larry Morris, Tulsa
17. Dave Hullman, Arizona State
18. Harold Little, New Mexico
19. Andy Knowles, Louisiana Tech
20. John Belcher, Arkansas State

1973 SENIOR DRAFT

1. Ed Ratleff, Long Beach State
2. Steve Mitchell, Kansas State
3. Kevin Stacom, Providence
4. Pat McFarland, St. Joseph's*
5. Larry Farmer, UCLA
6. Martinez Denmon, Iowa State
7. James Brown, Harvard
8. Gary Rhodes, Colorado State
9. Connie Warren, Xavier
10. Jeff Dawson, Illinois

SPECIAL JANUARY DRAFT

1. Mike Bantom, St. Joseph's
2. Clyde Turner, Minnesota

UNDERCLASS DRAFT

1. Marvin Barnes, Providence
2. Dennis DuVal, Syracuse

1974


1. James Williams, Austin Peay
2. Frank Kendrick, Purdue
3. Mike Sojourner, Utah
4. Coniel Morman, Arizona
5. Bernard Hardin, New Mexico
6. Luther Burden, Utah
7. Eric Money, Arizona
8. Larry Fogle, Canisius
9. Tony Byers, Wake Forest
10. Roscoe Pondexter, Long Beach State

1975

1. Marvin Webster, Morgan State*
2. Bill Willoughby, Morrow (NJ) High School
3. Tom Kropp, Kearney State
4. Monte Towe, North Carolina State*
5. Bob Fleisher, Duke
6. Jimmy Moore, Utah
7. Charles Russell, Alabama
8. Mike Odemns, Western Kentucky
9. Owen Brown, Maryland

* Played for Denver







DENVER NUGGETS

RECORD BOOK

2016-17 MEDIA GUIDE



INDIVIDUAL REGULAR SEASON RECORDS

SEASONS

MOST SEASONS

11	Alex English, 1979-90
10	Nene, 2002-2012
10	T.R. Dunn, 1980-88; '89-91
10	Dan Issel, 1975-85
10	Byron Beck, 1967-77

GAMES

MOST GAMES, CAREER

837	Alex English, 1979-90
802	Dan Issel, 1975-85
747	Byron Beck, 1967-77
734	T.R. Dunn, 1980-88; 89-91
593	Bill Hanzlik, 1982-91

MOST CONSECUTIVE GAMES, CAREER

387	Alex English, 11/26/80 - 4/13/85
295	Dikembe Mutombo, 11/7/92 - 2/15/96
269	Andre Miller, 10/29/03 - 06
256	T.R. Dunn, 10/10/80 - 11/18/83
247	Fat Lever, 11/24/85 - 12/2/88

MOST GAMES, SEASON

84	14 times, last by Dan Issel and Ralph Simpson (ABA), 1975-76
82	50 times, last by Mozgov, 2013-14

MINUTES

MOST MINUTES, CAREER

29,893	Alex English, 1979-90
25,198	Dan Issel, 1975-85
20,521	Carmelo Anthony, 2003-11
19,197	Byron Beck, 1967-77
18,322	T.R. Dunn, 1980-88; '89-91

HIGHEST AVERAGE, MINUTES PER GAME, CAREER (MINIMUM 100 GAMES)

41.9	Allen Iverson, 2006-09
40.5	Larry Jones (ABA), 1967-70
37.5	Nick Van Exel, 1998-02
36.9	Dikembe Mutombo, 1991-96
36.4	Carmelo Anthony, 2003-11

MOST MINUTES, SEASON (NBA ONLY)

3,424	Allen Iverson, 2007-08
3,100	Dikembe Mutombo, 1994-95
3,093	Alex English, 1980-81
3,085	Alex English, 1986-87
3,061	Fat Lever, 1987-88

MOST MINUTES, SEASON (ABA ONLY)

3,808	Spencer Haywood, 1969-70
3,634	Julius Keye, 1970-71
3,121	Ralph Simpson, 1975-76
3,101	David Thompson, 1975-76
3,097	Larry Cannon, 1970-71

MINUTES (CONT.)

HIGHEST AVERAGE, MINUTES PER GAME, SEASON (NBA ONLY)

42.4	Allen Iverson, 2006-07
41.8	Allen Iverson, 2007-08
38.7	Antonio McDyess, 1998-99
38.5	Mark Jackson, 1996-97
38.24	Carmelo Anthony, 2006-07
38.17	Carmelo Anthony, 2009-10

MOST MINUTES, ROOKIE, SEASON (NBA ONLY)

2,995	Carmelo Anthony, 2003-04
2,749	LaPhonso Ellis, 1992-93
2,716	Dikembe Mutombo, 1991-92

MOST MINUTES, GAME

63	Julius Keye (ABA) @ Dallas (30T), 3/5/71
57	Allen Iverson vs. Houston (20T), 12/20/07
56	Allen Iverson @ Seattle (20T), 4/6/08
56	M. Abdul-Rauf @ Phx. (30T), 11/15/95

MOST MINUTES, NON-OVERTIME GAME (NBA ONLY)

48	17 times, last by A. Iverson @ G.S., 4/10/08
----	--

COMPLETE GAMES

MOST COMPLETE GAMES, CAREER

6	Dale Ellis, 1994-97
3	Allen Iverson, 2006-09
3	Dikembe Mutombo, 1991-96
2	Antonio McDyess, 1995-97; '98-02
1	James Posey, 1999-03
1	Mark Jackson, 1996-97
1	Ervin Johnson, 1996-97

MOST COMPLETE GAMES, SEASON

6	Dale Ellis, 1996-97
3	Allen Iverson, 2007-08
3	Dikembe Mutombo, 1994-95
1	James Posey, 2002-03
1	Antonio McDyess, 1998-99
1	Mark Jackson, 1996-97
1	Ervin Johnson, 1996-97
1	Antonio McDyess, 1996-97

SCORING

MOST POINTS, CAREER

21,645	Alex English, 1979-90
16,589	Dan Issel, 1975-85
13,970	Carmelo Anthony, 2003-11
11,992	David Thompson, 1975-82
10,130	Ralph Simpson, 1970-76; '77-78

HIGHEST AVERAGE, POINTS PER GAME, CAREER (MINIMUM 200 GAMES)

25.9	Alex English, 1979-90
25.4	Larry Jones (ABA), 1967-70
24.8	Carmelo Anthony, 2003-11
24.1	David Thompson, 1975-82
23.3	Kiki Vandeweghe, 1980-84



SCORING (CONT.)

MOST POINTS, SEASON

2,519	Spencer Haywood (ABA), 1969-70
2,414	Alex English, 1985-86
2,345	Alex English, 1986-87
2,326	Alex English, 1982-83
2,295	Kiki Vandeweghe, 1983-84

HIGHEST AVERAGE, POINTS PER GAME, SEASON

30.0	Spencer Haywood (ABA), 1969-70
29.8	Alex English, 1985-86
29.4	Kiki Vandeweghe, 1983-84
28.9	Carmelo Anthony, 2006-07
28.6	Alex English, 1986-87

MOST POINTS, ROOKIE, SEASON (NBA ONLY)

1,725	Carmelo Anthony, 2003-04
1,205	LaPhonso Ellis, 1992-93
1,177	Dikembe Mutombo, 1991-92

HIGHEST AVG., POINTS PER GAME, ROOKIE, SEASON (NBA ONLY)

21.0	Carmelo Anthony, 2003-04
16.6	Dikembe Mutombo, 1991-92
14.7	LaPhonso Ellis, 1992-93

MOST SEASONS, 2,000 OR MORE POINTS

8	Alex English, 1981-89
3	David Thompson, 1975-78
2	Kiki Vandeweghe, 1982-84

MOST CONSECUTIVE SEASONS, 2,000 OR MORE PTS.

8	Alex English, 1981-89
3	David Thompson, 1975-78
2	Kiki Vandeweghe, 1982-84

MOST SEASONS, 1,000 OR MORE POINTS

10	Alex English, 1980-90
9	Dan Issel, 1975-84
8	Carmelo Anthony, 2003-11
6	Fat Lever, 1984-90
6	Ralph Simpson, 1970-76

MOST CONSECUTIVE SEASONS, 1,000 OR MORE PTS.

10	Alex English, 1980-90
9	Dan Issel, 1975-84
8	Carmelo Anthony, 2003-11
6	Fat Lever, 1984-90
6	Ralph Simpson, 1970-76

MOST POINTS, GAME

73	David Thompson @ Detroit, 4/9/78
54	Michael Adams vs. Mil. (OT), 3/23/91
54	Alex English vs. Houston, 11/19/85
51	Allen Iverson vs. L.A. Lakers, 12/5/07
51	Mahmoud Abdul-Rauf @ Utah, 12/7/95
51	Alex English @ Miami (2OT), 3/10/89
51	Kiki Vandeweghe vs. Detroit (3OT), 12/13/83

SCORING (CONT.)

MOST POINTS, ROOKIE, GAME

41	Carmelo Anthony vs. Seattle, 3/30/04
39	Carmelo Anthony vs. Portland, 2/2/04
39	Dikembe Mutombo @ Minnesota, 2/3/92

MOST GAMES, 50 OR MORE POINTS, CAREER

2	Carmelo Anthony, 2003-11
2	Alex English, 1979-90
2	Kiki Vandeweghe, 1980-84

MOST GAMES, 50 OR MORE POINTS, SEASON

2	Kiki Vandeweghe, 1983-84
---	--------------------------

MOST GAMES, 40 OR MORE POINTS, CAREER

33	Alex English, 1979-80
19	Carmelo Anthony, 2003-11
17	David Thompson, 1975-82
11	Kiki Vandeweghe, 1980-84
6	Michael Adams, 1987-91

MOST GAMES, 40 OR MORE POINTS, SEASON

8	Alex English, 1985-86
8	Kiki Vandeweghe, 1983-84
7	Carmelo Anthony, 2009-10
6	Michael Adams, 1990-91
6	Alex English, 1986-87
6	David Thompson, 1977-78

MOST CONSECUTIVE GAMES, 40 OR MORE POINTS

2	Carmelo Anthony, 10/29/09 (41) - 11/1/09 (42)
2	Michael Adams, 1/29/91 (41) - 1/31/91 (45)
2	Alex English, 11/8/84 (45) - 11/10/84 (44)
2	Alex English, 12/23/82 (43) - 12/27/82 (41)
2	Kiki Vandeweghe, 12/30/82 (40) - 1/1/83 (49)

MOST GAMES, 30 OR MORE POINTS, CAREER

268	Alex English, 1979-90
170	Carmelo Anthony, 2003-11
90	David Thompson, 1975-82
79	Kiki Vandeweghe, 1980-84
76	Dan Issel, 1975-85

MOST GAMES, 30 OR MORE POINTS, SEASON

43	Alex English, 1985-86
43	Kiki Vandeweghe, 1983-84
42	Alex English, 1986-87
38	Alex English, 1982-83
34	Carmelo Anthony, 2006-07
34	Alex English, 1984-85

MOST CONSECUTIVE GAMES, 30 OR MORE POINTS

6	Alex English, 11/13 - 11/24/82
6	Carmelo Anthony, 11/22 - 12/2/06
6	Carmelo Anthony, 11/8 - 11/18/06
5	Carmelo Anthony, 12/8 - 12/16/09
5	Michael Adams, 1/24 - 2/2/91
5	Alex English, 11/12 - 11/21/85
5	Kiki Vandeweghe, 12/30/82 - 1/5/83
5	David Thompson, 11/1 - 11/8/80





INDIVIDUAL REGULAR SEASON RECORDS



SCORING (CONT.)

MOST CONSECUTIVE GAMES, 10 OR MORE POINTS

224	Carmelo Anthony, 12/2/05 - 11/29/08
200	Alex English, 2/3/87 - 11/9/89
159	Alex English, 2/6/80 - 2/24/82
149	David Thompson, 12/23/76 - 11/14/78
125	Dan Issel, 3/18/81 - 1/14/83

MOST POINTS, ONE HALF

53	David Thompson @ Detroit (1st), 4/9/78
----	--

MOST POINTS, ONE QUARTER

33	Carmelo Anthony vs. Minnesota (3rd), 12/10/08
32	David Thompson @ Detroit (1st), 4/9/78

MOST POINTS, OVERTIME PERIOD

15	Earl Boykins @ Sea., 1/18/05
----	------------------------------

FIELD GOAL PERCENTAGE

HIGHEST FG PERCENTAGE, CAREER (MINIMUM 1,000 MADE)

.583	Bobby Jones (1,980-3,394), 1974-78
.560	Nenê (2,566-4,584), 2002-12
.544	Kenneth Faried (1,730-3,180), 2011-Pres.
.541	Kiki Vandeweghe (2,671-4,937), 1980-84
.523	Dikembe Mutombo (1,824-3,489), 1991-96
.523	Calvin Natt (1,282-2,453), 1984-89

HIGHEST FG PERCENTAGE, SEASON (MINIMUM 350 MADE)

.615	Nenê (405-654), 2010-11
.604	Nenê (428-709), 2008-09
.587	Nenê (421-717), 2009-10
.580	Kiki Vandeweghe (895-1,603), 1983-84
.578	Bobby Jones (440-761), 1977-78

HIGHEST FG PERCENTAGE, ROOKIE, SEASON (MINIMUM 200 MADE, NBA ONLY)

.519	Nenê (321-619), 2002-03
.504	LaPhonso Ellis (483-958), 1992-93
.515	Ty Lawson (201-390), 2009-10
.512	Nikola Jokic (307-600), 2015-16
.493	Dikembe Mutombo (428-869), 1991-92

MOST FIELD GOALS MADE, NONE MISSED, GAME

12	Nenê vs. Utah, 1/25/09
12	Bobby Jones vs. Golden State, 3/15/78

MOST FIELD GOAL ATTEMPTS, NONE MADE, GAME

11	Yakhoubia Diawara vs. Dallas, 12/31/06
11	Andre Miller @ LAC, 11/2/06
10	Nick Van Exel vs. Charlotte, 1/7/01
10	Mahmoud Abdul-Rauf vs. N.J., 1/31/91
10	Bobby Wilkerson vs. Milwaukee, 4/28/78

FIELD GOALS MADE

MOST FIELD GOALS, CAREER

8,953	Alex English, 1979-90
6,176	Dan Issel, 1975-85
4,989	Carmelo Anthony, 2003-11
4,482	David Thompson, 1975-82
4,095	Ralph Simpson, 1970-76

FIELD GOALS MADE (CONT.)

MOST FIELD GOALS, SEASON

986	Spencer Haywood (ABA), 1969-70
965	Alex English, 1988-87
959	Alex English, 1982-83
951	Alex English, 1985-86
939	Alex English, 1984-85

MOST CONSECUTIVE FGM, NO MISSES, SEASON

17	Bobby Jones, 12/21 - 12/23/76
----	-------------------------------

MOST FIELD GOALS, GAME

28	David Thompson @ Detroit, 4/9/78
----	----------------------------------

MOST FIELD GOALS, ONE HALF

20	David Thompson @ Detroit (1st), 4/9/78
----	--

MOST FIELD GOALS, ONE QUARTER

13	David Thompson @ Detroit (1st), 4/9/78
----	--

FIELD GOAL ATTEMPTS

MOST FIELD GOAL ATTEMPTS, CAREER

17,604	Alex English, 1979-90
12,183	Dan Issel, 1975-85
10,877	Carmelo Anthony, 2003-11
8,822	Ralph Simpson, 1970-76; '77-78
8,751	David Thompson, 1975-82

MOST FIELD GOAL ATTEMPTS, SEASON

1,987	Spencer Haywood (ABA), 1969-70
1,920	Alex English, 1988-87
1,888	Alex English, 1985-86
1,881	Alex English, 1988-89
1,857	Alex English, 1982-83

MOST FIELD GOAL ATTEMPTS, GAME

38	David Thompson @ Detroit, 4/9/78
----	----------------------------------

3-POINT FG PERCENTAGE

HIGHEST THREE-POINT FG PERCENTAGE, CAREER (MINIMUM 150 MADE)

.399	Arron Afflalo (383-961), 2009-12; 2014-15
.392	Chauncey Billups (514-1,311), 1998-00; 2008 - 11
.388	Dale Ellis (448-1,155), 1994-97
.382	J.R. Smith (768-2,010), 2006-11
.376	Voshon Lenard (346-921), 2000-02; '03-06
.376	Raef LaFrentz (198-526), 1998-02

HIGHEST THREE-POINT FG PERCENTAGE, SEASON (MINIMUM 50 MADE)

.441	Chauncey Billups (105-238), 2010-11
.434	Arron Afflalo (108-249), 2009-10
.434	Raef LaFrentz (75-173), 2001-02
.425	Kenny Smith (51-120), 1996-97
.423	Arron Afflalo (105-248), 2010-11

MOST THREE-POINT FGM, NONE MISSED, GAME

6	Chauncey Billups @ Minnesota, 12/29/10
5	8 times, last by Ty Lawson @ Brooklyn, 2/13/13



3-POINT FG PERCENTAGE (CONT.)

MOST THREE-POINT FGA, NONE MADE, GAME

8	Michael Adams vs. Indiana, 3/17/91
8	Michael Adams vs. Washington, 2/15/89
7	J.R. Smith vs. Sacramento, 2/1/10
7	Yakhouba Diawara vs. Sacramento, 12/22/06
7	Dale Ellis @ Minnesota, 3/7/97
7	Brooks Thompson @ Portland, 11/23/96

3-POINT FG MAKES

MOST THREE-POINT FIELD GOALS, CAREER

768	J.R. Smith, 2006-11
630	Michael Adams, 1987-91
514	Chauncey Billups, 1998-00; 2008-11
448	Dale Ellis, 1994-97
425	Nick Van Exel, 1998-02

MOST THREE-POINT FIELD GOALS, SEASON

192	Dale Ellis, 1996-97
189	Randy Foye, 2013-14
180	J.R. Smith, 2008-09
167	Michael Adams, 1990-91
166	Michael Adams, 1988-89

MOST THREE-POINT FIELD GOALS, GAME

11	J.R. Smith vs. Sacramento, 4/13/09
10	Ty Lawson vs. Minnesota, 4/9/11
10	J.R. Smith vs. Atlanta, 12/23/09
9	6 times, last by J.R. Smith @ Chicago, 2/22/08

MOST CONSECUTIVE GAMES, THREE-POINT FGM

79	Michael Adams, 1/28/88 - 1/23/89 (43 games in '87-88 and 36 games in '88-89)
----	---

MOST THREE-POINT FIELD GOALS MADE, ONE HALF

7	Ty Lawson vs. Minnesota (2nd), 4/9/11
7	J.R. Smith @ Memphis, 3/24/08
7	J.R. Smith @ Chicago, 2/22/08
7	J.R. Smith vs. Miami, 12/8/06
7	Michael Adams vs. Milwaukee (2nd), 1/21/89
7	John Roche vs. Seattle (2nd), 1/9/82

MOST THREE-POINT FGM, ONE QUARTER

7	Ty Lawson vs. Minnesota (3rd), 4/9/11
7	J.R. Smith @ Memphis (4th), 3/24/08
7	J.R. Smith @ Chicago (4th), 2/22/08
7	John Roche vs. Seattle (4th), 1/9/82
5	3 times, last by J.R. Smith vs. Sac. (4th), 4/13/09

3-POINT FG ATTEMPTS

MOST THREE-POINT FIELD GOAL ATTEMPTS, CAREER

2,010	J.R. Smith, 2006-11
1,841	Michael Adams, 1987-91
1,320	Carmelo Anthony, 2003-11
1,245	Nick Van Exel, 1998-02
1,155	Dale Ellis, 1994-97

MOST THREE-POINT FIELD GOAL ATTEMPTS, SEASON

564	Michael Adams, 1990-91
528	Dale Ellis, 1996-97
498	Randy Foye, 2013-14
467	J.R. Smith, 2009-10
466	Michael Adams, 1988-89

3-POINT FG ATTEMPTS (CONT.)

MOST THREE-POINT FIELD GOAL ATTEMPTS, GAME

20	Michael Adams @ L.A. Clippers, 4/12/91
----	--

MOST THREE-POINT FGA, ONE HALF

13	Michael Adams @ L.A. Clippers (2nd), 4/12/91
----	--

FREE THROW PERCENTAGE

HIGHEST FREE THROW PERCENTAGE, CAREER (MINIMUM 500 MADE)

.916	Mahmoud Abdul-Rauf (898-980), 1990-96
.912	Chauncey Billups (1,334-1,463), 1998-00; '08-11
.899	Earl Boykins (692-770), 2003-07
.896	Walter Davis (550-614), 1988-92
.876	Mack Calvin (771-880), 1974-78

HIGHEST FREE THROW PERCENTAGE, SEASON (MINIMUM 140 MADE)

.956	Mahmoud Abdul-Rauf (219-229), 1993-94
.935	Mahmoud Abdul-Rauf (217-235), 1992-93
.930	Mahmoud Abdul-Rauf (146-157), 1995-96
.923	Chauncey Billups (265-287), 2010-11
.921	Earl Boykins (279-303), 2004-05
.913	Chauncey Billups (157-172), 1998-99

HIGHEST FT PERCENTAGE, ROOKIE SEASON (MINIMUM 90 MADE)

.832	Bryant Stith (99-119), 1992-93
.818	Kiki Vandeweghe (130-159), 1980-81
.814	Bobby Jackson (149-183), 1997-98
.811	Nikola Jokics (154-190), 2015-16
.800	James Posey (120-150), 1999-00

MOST FREE THROWS MADE, NONE MISSED, GAME

18	Dan Schayes vs. Houston, 4/15/88
17	Chauncey Billups vs. Milwaukee, 3/20/10
16	Bryant Stith vs. Portland, 12/5/96
16	Carmelo Anthony vs. Toronto, 11/17/04

FREE THROWS MADE

MOST FREE THROWS MADE, CAREER

4,214	Dan Issel, 1975-85
3,721	Alex English, 1979-90
3,582	Carmelo Anthony, 2003-11
2,996	David Thompson, 1975-82
1,908	Ralph Simpson, 1970-76; '77-78

MOST FREE THROWS MADE, SEASON

645	Allen Iverson, 2007-08
573	Carmelo Anthony, 2005-06
546	Dan Issel, 1981-82
520	David Thompson, 1977-78
519	Dan Issel, 1980-81

MOST CONSECUTIVE FREE THROWS MADE

81	Mahmoud Abdul-Rauf, 3/15 - 11/16/93
----	-------------------------------------





INDIVIDUAL REGULAR SEASON RECORDS

FREE THROWS MADE (CONT.)

MOST FREE THROWS MADE, GAME

21	Larry Cannon (ABA) vs. Virginia, 12/26/70
20	David Thompson @ N.O. Jazz, 4/10/77
19	Carmelo Anthony vs. Houston, 12/16/09
19	Carmelo Anthony @ Chicago, 1/16/06
19	Carmelo Anthony @ Atlanta, 12/18/05

MOST FREE THROWS MADE, QUARTER

14	Johnny Newman vs. Boston (4th), 2/10/98
----	---

FREE THROWS ATTEMPTED

MOST FREE THROW ATTEMPTS, CAREER

5,277	Dan Issel, 1975-85
4,462	Carmelo Anthony, 2003-11
4,428	Alex English, 1979-90
3,844	David Thompson, 1975-82
2,477	Ralph Simpson, 1970-76; '77-78

MOST FREE THROW ATTEMPTS, SEASON

797	Allen Iverson, 2007-08
709	Carmelo Anthony, 2005-06
684	Dan Issel, 1980-81
668	David Thompson, 1977-78
667	Dan Issel, 1979-80

MOST FREE THROW ATTEMPTS, GAME

27	Larry Cannon (ABA) vs. Virginia, 12/26/70
24	Carmelo Anthony @ Atlanta (OT), 12/18/05
23	Dan Issel vs. New Jersey, 1/31/80
23	George McGinnis vs. Phoenix, 10/25/78
22	Carmelo Anthony @ Washington, 11/22/05

MOST FREE THROW ATTEMPTS, QUARTER

16	Johnny Newman vs. Boston (4th), 2/10/98
----	---

REBOUNDS

MOST REBOUNDS, CAREER

6,630	Dan Issel, 1975-85
5,261	Byron Beck, 1967-77
4,811	Dikembe Mutombo, 1991-96
4,686	Alex English, 1979-90
4,547	Julius Key, 1969-74

HIGHEST AVERAGE, REBOUNDS PER GAME, CAREER

12.3	Dikembe Mutombo (4,811/391), 1991-96
11.2	Julius Key (4,547/406), 1969-74
11.1	Marcus Camby (4,117/372), 2002-08
9.0	Antonio McDyess (3,231/361), '95-97, '98-02
8.7	Kenneth Faried (3,019/348), 2011-Pres.

MOST REBOUNDS, SEASON

1,070	Dikembe Mutombo, 1992-93
1,037	Marcus Camby, 2007-08
1,029	Dikembe Mutombo, 1994-95
971	Dikembe Mutombo, 1993-94
941	Greg Anderson, 1991-92

MOST REBOUNDS, ROOKIE, SEASON (NBA ONLY)

871	Dikembe Mutombo, 1991-92
744	LaPhonso Ellis, 1992-93
572	Antonio McDyess, 1995-96

REBOUNDS (CONT.)

HIGHEST AVERAGE, REBOUNDS PER GAME, SEASON

13.1	Marcus Camby, 2007-08
13.0	Dikembe Mutombo, 1992-93
12.5	Dikembe Mutombo, 1994-95
12.3	Dikembe Mutombo, 1991-92
12.1	Antonio McDyess, 2000-01

MOST REBOUNDS, GAME

31	Dikembe Mutombo vs. Char. (2OT), 3/26/96
31	Spencer Haywood (ABA) vs. Ky., 11/13/69
29	Timofey Mozgov @ Golden State, 4/10/14
26	Ervin Johnson @ Dallas, 4/19/97
26	Dikembe Mutombo @ LAL (OT), 11/11/94

MOST REBOUNDS, ROOKIE, GAME

22	Dikembe Mutombo vs. Golden St., 12/26/91
21	Dikembe Mutombo @ Minnesota, 2/3/92
20	Dikembe Mutombo vs. Charlotte, 11/26/91
19	Dikembe Mutombo vs. Dallas, 2/14/92
19	Dikembe Mutombo @ Sacramento, 1/21/92

MOST REBOUNDS, ONE HALF

19	Spencer Haywood (ABA) vs. Indiana, 2/1/70
18	Marcus Camby vs. Chi. (1st), 1/28/04
16	4 times, last by Marcus Camby vs. Ind. (2nd), 3/3/05

OFFENSIVE REBOUNDS

MOST OFFENSIVE REBOUNDS, CAREER

2,038	Alex English, 1979-90
1,989	Dan Issel, 1975-85
1,786	Byron Beck, 1967-77
1,514	Dikembe Mutombo, 1991-96
1,373	Julius Key, 1969-74

MOST OFFENSIVE REBOUNDS, SEASON

344	Dikembe Mutombo, 1992-93
337	Greg Anderson, 1991-92
319	Dikembe Mutombo, 1994-95
316	Dikembe Mutombo, 1991-92
286	Dikembe Mutombo, 1993-94

MOST OFFENSIVE REBOUNDS, GAME

15	J.J. Hickson, vs. Portland, 2/25/14
15	Spencer Haywood (ABA) @ Kentucky, 2/12/70
13	Dikembe Mutombo @ Minnesota, 2/3/92
13	Jerome Lane vs. San Antonio, 4/19/91
13	Jerome Lane @ Houston, 4/21/91

DEFENSIVE REBOUNDS

MOST DEFENSIVE REBOUNDS, CAREER

4,641	Dan Issel, 1975-85
3,478	Byron Beck, 1967-77
3,297	Dikembe Mutombo, 1991-96
3,174	Marcus Camby, 2002-08
3,147	Julius Key, 1969-74

MOST DEFENSIVE REBOUNDS, SEASON

807	Marcus Camby, 2007-08
726	Dikembe Mutombo, 1992-93
710	Dikembe Mutombo, 1994-95
685	Dikembe Mutombo, 1993-94
682	Ervin Johnson, 1996-97



DEFENSIVE REBOUNDS (CONT.)

MOST DEFENSIVE REBOUNDS, GAME

26	Julius Keye (ABA) @ Pittsburgh, 2/6/71
23	Dikembe Mutombo vs. Charlotte (201), 3/26/96
22	Ervin Johnson vs. Sacramento, 12/18/96
20	Marcus Camby vs. Atlanta, 1/23/08
20	Ervin Johnson @ Dallas, 4/19/97

ASSISTS

MOST ASSISTS, CAREER

3,679	Alex English, 1979-90
3,566	Fat Lever, 1984-90
2,978	Andre Miller, 2003-06, 2011-2014
2,745	Ty Lawson, 2010-15
2,181	Michael Adams, 1987-91

HIGHEST AVERAGE, ASSISTS PER GAME, CAREER

8.4	Nick Van Exel (2,047/245), 1998-02
7.5	Fat Lever (3,566/474), 1984-90
7.17	Michael Adams (2,181/304), 1987-91
7.15	Andre Miller (2,394/335), 2003-06, 2011-pres.
7.15	Allen Iverson (965/135), 2006-09

MOST ASSISTS, SEASON

720	Ty Lawson, 2014-15
714	Nick Van Exel, 1999-00
693	Michael Adams, 1990-91
674	Andre Miller, 2005-06
654	Fat Lever, 1986-87

MOST ASSISTS, ROOKIE, SEASON (NBA ONLY)

389	Jalen Rose, 1994-95
372	Emmanuel Mudiay, 2015-16
361	Rob Williams, 1982-83

HIGHEST AVERAGE, ASSISTS PER GAME, SEASON (MINIMUM 50 GAMES)

12.3	Mark Jackson, 1996-97
10.5	Michael Adams, 1990-91
9.6	Ty Lawson, 2014-15
9.0	Nick Van Exel, 1999-00
8.8	Ty Lawson, 2013-14

MOST ASSISTS, GAME

23	Fat Lever @ Golden State, 4/21/89
23	Larry Brown (ABA) vs. Pittsburgh, 2/20/72
22	George McCloud @ Chicago, 3/26/01
22	Mark Jackson vs. New Jersey, 1/20/97

MOST ASSISTS, ROOKIE, GAME

16	Jalen Rose vs. Sacramento, 3/16/95
14	Bobby Jackson vs. Boston, 2/10/98
13	5 times, last by Jalen Rose vs. San Antonio, 4/16/95

MOST ASSISTS, ONE HALF

18	Larry Brown (ABA) vs. Pittsburgh, 2/20/72
16	Fat Lever @ Golden St. (2nd), 4/21/89
14	Mark Jackson vs. New Jersey (1st), 1/20/97

MOST ASSISTS, ONE QUARTER

12	Mark Jackson vs. New Jersey (1st), 1/20/97
----	--

PERSONAL FOULS

MOST PERSONAL FOULS, CAREER

2,304	Dan Issel, 1975-85
2,288	Alex English, 1979-90
2,267	Byron Beck, 1967-77
1,922	Dan Schayes, 1982-90
1,804	Bill Hanzlik, 1982-91

MOST PERSONAL FOULS, SEASON

323	Dan Schayes, 1987-88
321	George McGinnis, 1978-79
320	Dan Schayes, 1988-89
316	Antonio McDyess, 1999-00
315	Wayne Cooper, 1985-86

DISQUALIFICATIONS

MOST DISQUALIFICATIONS, CAREER

51	Byron Beck, 1967-77*
44	Dan Schayes, 1982-90
35	Blair Rasmussen, 1985-91
32	Dan Issel, 1975-85*
32	Antonio McDyess, 1995-97; '98-02

*ABA did not keep stat every year

MOST DISQUALIFICATIONS, SEASON

16	George McGinnis, 1978-79
15	Blair Rasmussen, 1990-91
12	Antonio McDyess, 1999-00
10	Blair Rasmussen, 1989-90
10	George McGinnis, 1979-80

STEALS

MOST STEALS, CAREER

1,167	Fat Lever, 1984-90
1,070	T.R. Dunn, 1980-88; 89-91
854	Alex English, 1979-90
798	Dan Issel, 1975-85
660	Bobby Jones, 1974-78

HIGHEST AVERAGE, STEALS PER GAME, CAREER

2.46	Fat Lever, 1984-90
2.08	Warren Jabali, 1972-74
2.04	Bobby Jones, 1974-78
1.98	Michael Adams, 1987-91
1.96	Roland Taylor, 1974-75; '76-77

MOST STEALS, SEASON

223	Fat Lever, 1987-88
202	Fat Lever, 1984-85
201	Fat Lever, 1986-87
195	Fat Lever, 1988-89
186	Bobby Jones, 1976-77

HIGHEST AVERAGE, STEALS PER GAME, SEASON

2.75	Fat Lever, 1988-89
2.72	Fat Lever, 1987-88
2.46	Fat Lever, 1984-85
2.45	Fat Lever, 1986-87
2.28	Fat Lever, 1985-86





INDIVIDUAL REGULAR SEASON RECORDS

STEALS (CONT.)

MOST STEALS, ROOKIE, SEASON (NBA ONLY)

154	Mark Macon, 1991-92
127	Nenê, 2002-03
105	Bobby Jackson, 1997-98
98	James Posey, 1999-00

HIGHEST AVERAGE, SPG, ROOKIE, SEASON (NBA ONLY)

2.03	Mark Macon, 1991-92
------	---------------------

MOST STEALS, GAME

10	Fat Lever vs. Indiana, 3/9/85
----	-------------------------------

MOST STEALS, ONE HALF

8	Fat Lever vs. Indiana (2nd), 3/9/85
8	Rob Williams @ New Jersey, 2/17/83

MOST STEALS, ONE QUARTER

8	Fat Lever vs. Indiana (3rd), 3/9/85
---	-------------------------------------

BLOCKED SHOTS

MOST BLOCKED SHOTS, CAREER

1,486	Dikembe Mutombo, 1991-96
1,126	Marcus Camby, 2002-08
830	Wayne Cooper, 1984-89
625	Bobby Jones, 1974-78
622	Alex English, 1979-90

HIGHEST AVERAGE, BPG, CAREER

3.81	Dikembe Mutombo, 1991-96
3.03	Marcus Camby, 2002-08
2.77	Ervin Johnson, 1996-97
2.50	Raef LaFrentz, 1998-02
2.36	Wayne Cooper, 1984-89

MOST BLOCKED SHOTS, SEASON

336	Dikembe Mutombo, 1993-94
332	Dikembe Mutombo, 1995-96
321	Dikembe Mutombo, 1994-95
287	Dikembe Mutombo, 1992-93
285	Marcus Camby, 2007-08

HIGHEST AVERAGE, BPG, SEASON

4.49	Dikembe Mutombo, 1995-96
4.10	Dikembe Mutombo, 1993-94
3.91	Dikembe Mutombo, 1994-95
3.61	Marcus Camby, 2007-08
3.50	Dikembe Mutombo, 1992-93

MOST BLOCKED SHOTS, ROOKIE, SEASON

210	Dikembe Mutombo, 1991-92
114	Antonio McDyess, 1995-96
111	LaPhonso Ellis, 1992-93

MOST BLOCKED SHOTS, GAME

12	Dikembe Mutombo vs. LA Clippers, 4/18/93
12	Julius Key, (ABA) vs. Virginia Squires, 12/14/72

TURNOVERS

MOST TURNOVERS, CAREER

2,263	Alex English, 1979-90
1,726	Carmelo Anthony, 2003-11
1,653	Ralph Simpson, 1970-76; '77-78
1,481	Dan Issel, 1975-85
1,189	David Thompson, 1975-82

MOST TURNOVERS, SEASON

360	Ralph Simpson (ABA), 1975-76
346	George McGinnis, 1978-79
294	Bobby Wilkerson, 1977-78
263	Alex English, 1982-83
261	Alex English, 1981-82

MOST TURNOVERS, GAME

13	Warren Jabali (ABA) vs. Carolina, 11/20/70
11	Emmanuel Mudiay at Houston, 10/28/15
10	Carmelo Anthony vs. Chicago, 11/21/06
10	Andre Miller @ Golden State, 1/17/05
10	Michael Adams, at Chicago, 3/18/91
10	Rob Williams, vs. Detroit, 3/25/83

DOUBLE-DOUBLES

MOST DOUBLE-DOUBLES, CAREER

227	Dikembe Mutombo, 1991-96
220	Dan Issel, 1975-85
198	Fat Lever, 1984-90
150	Antonio McDyess, 1995-97; '98-02
139	Marcus Camby, 2002-08

MOST DOUBLE-DOUBLES, SEASON

59	Dikembe Mutombo, 1992-93
51	Antonio McDyess, 2000-01
49	Dikembe Mutombo, 1991-92
47	George McGinnis, 1978-79
46	Fat Lever, 1986-87





SCORING (NBA ONLY)

HIGHEST AVERAGE, POINTS PER GAME, SEASON

126.5	1981-82
123.7	1983-84
123.2	1982-83

LOWEST AVERAGE, POINTS PER GAME, SEASON

84.2	2002-03
89.0	1997-98
92.2	2001-02

MOST CONSECUTIVE GAMES, 100 OR MORE POINTS

136	1/21/81 - 12/8/82
74	12/2/86 - 11/20/87
67	12/5/84 - 10/29/85

MOST CONSECUTIVE GAMES, 100 OR MORE POINTS, SEASON

82	1981-82
66	1986-87
64	1984-85

MOST CONSECUTIVE GAMES, FEWER THAN 100 POINTS, SEASON

23	10/30 - 12/13/02
21	12/16/02 - 1/28/03
20	2/15 - 3/24/03
20	2/12 - 3/17/98

MOST POINTS, GAME

184	vs. Detroit (30T), 12/13/83
168	vs. Seattle, 3/16/08
163	vs. San Antonio, 1/11/84
162	vs. Portland, 2/13/81

FEWEST POINTS, GAME

53	@ Detroit, 11/16/02
58	@ Boston, 1/24/03
60	@ Indiana, 11/4/03

MOST POINTS, HALF

90	@ San Antonio (1st), 11/7/90
86	vs. Portland (1st), 11/20/86
84	vs. Seattle (2nd), 3/16/08
84	vs. Seattle (1st), 3/16/08

FEWEST POINTS, HALF

22	@ Philadelphia (1st), 12/16/02
22	@ San Antonio (1st), 11/27/02
22	@ Portland (1st), 4/16/97

MOST POINTS, QUARTER

51	vs. San Diego (3rd), 1/6/82
49	@ Portland (4th), 2/10/84
48	5 times, last vs. Seattle (1st), 3/16/08

FEWEST POINTS, QUARTER

3	@ San Antonio (1st), 11/27/02
5	@ Dallas (3rd), 11/28/15
7	4 times, last @ Indiana (3rd), 11/4/03

SCORING (NBA ONLY) (CONT.)

LARGEST MARGIN OF VICTORY, GAME

52	vs. Seattle, 3/16/08 (168-116)
46	vs. LA Clippers, 11/6/87 (139-93)
42	@ Seattle, 2/27/08 (138-96)

LARGEST MARGIN OF DEFEAT, GAME

48	@ Milwaukee, 3/26/80 (95-143)
47	@ Seattle, 1/15/91 (99-146)
45	@ Golden State, 11/7/81 (107-152)

OVERTIME

MOST POINTS, OVERTIME PERIOD

23	@ Phoenix, 12/23/96
21	@ Seattle, 1/18/05
19	@ LA Clippers, 10/31/08
19	@ LA Lakers, 11/11/94

MOST POINTS ALLOWED, OVERTIME PERIOD

21	@ New Jersey, 12/16/05
----	------------------------

FEWEST POINTS, OVERTIME PERIOD

0	vs. Charlotte, 1/13/97
4	@ Dallas, 12/30/89
4	vs. Seattle (2nd OT), 11/30/85

FEWEST POINTS ALLOWED, OVERTIME PERIOD

2	vs. Charlotte, 1/13/97
3	@ Memphis, 2/25/05

LARGEST MARGIN OF VICTORY, OVERTIME GAME

10	@ LA Clippers, 10/31/08 (113-103)
10	vs. Portland, 4/10/04 (110-100)
10	@ Phoenix (30T), 11/15/95 (137-127)
9	@ Minnesota (20T), 1/3/95 (108-99)

LARGEST MARGIN OF DEFEAT, OVERTIME GAME

9	@ New Jersey, 12/16/05 (106-115)
8	vs. Minnesota, 2/5/00 (97-105)
8	vs. Indiana, 2/7/90 (130-138)
8	vs. Seattle (20T), 11/30/85 (123-131)
8	vs. Indiana, 3/2/82 (124-132)

FIELD GOAL PERCENTAGE

HIGHEST FIELD-GOAL PERCENTAGE, SEASON

.520	(3,980-7,656) 1981-82
.494	(3,951-7,999) 1982-83
.493	(3,935-7,983) 1983-84

LOWEST FIELD-GOAL PERCENTAGE, SEASON

.411	(2,689-6,544) 2002-03
.417	(2,677-6,412) 1997-98
.421	(1,681-3,989) 1998-99

HIGHEST FIELD-GOAL PERCENTAGE, GAME

.670	@ Seattle (59-88), 2/27/08
.667	@ New Jersey (46-69), 10/20/78
.663	vs. San Antonio (57-86), 1/2/77





TEAM REGULAR SEASON RECORDS

FIELD GOAL PCT. (CONT.)

LOWEST FIELD-GOAL PERCENTAGE, GAME

263	@ Phoenix (20-76), 4/1/03
274	@ Portland (20-73), 11/23/96
284	@ Portland (21-74), 4/16/97

FIELD GOALS MADE

MOST FIELD GOALS, SEASON

3,980	1981-82
3,951	1982-83
3,935	1983-84

FEWEST FIELD GOALS, SEASON

1,681	1998-99 (Shortened season)
2,572	2011-12 (Shortened season)
2,677	1997-98

MOST FIELD GOALS, GAME

68	vs. Detroit (30T), 12/13/83
64	@ LA Lakers, 11/6/84
64	vs. Portland, 2/13/81

FEWEST FIELD GOALS, GAME

20	@ Phoenix, 4/1/03
20	@ Portland, 11/23/96
21	three times, last @ Det., 11/16/02

FIELD GOALS ATTEMPTED

MOST FIELD GOAL ATTEMPTS, SEASON

8,868	1990-91
8,140	1988-89
8,015	1989-90

FEWEST FIELD GOAL ATTEMPTS, SEASON

3,989	1998-99 (Shortened season)
5,404	2011-12 (Shortened season)
6,412	1997-98

MOST FIELD GOAL ATTEMPTS, GAME

130	vs. Golden State, 11/2/90
125	vs. San Antonio, 1/11/84
123	vs. Phoenix, 3/27/82
123	@ Chicago, 3/21/80

FEWEST FIELD GOAL ATTEMPTS, GAME

56	vs. New Jersey, 1/27/03
61	@ Portland, 10/29/09
61	@ Seattle, 1/3/03

3-POINT FG PERCENTAGE

HIGHEST THREE-POINT FIELD GOAL PERCENTAGE, SEASON

.388	(662-1704) 2010-11
.372	(636-1,711) 1996-97
.371	(548-1,477) 2008-09

LOWEST THREE-POINT FIELD GOAL PERCENTAGE, SEASON

.190	(24-126) 1982-83
.207	(30-145) 1980-81
.233	(71-305) 1985-86

3-POINT FG PERCENTAGE (CONT.)

HIGHEST THREE-POINT FIELD GOAL PERCENTAGE, GAME (MIN. 5 ATT)

.750	@ San Antonio (9-12), 1/31/10
.750	vs. Memphis (6-8), 3/6/06
.714	vs. New Jersey (10-14), 4/14/99
.714	vs. Portland (5-7), 3/18/95

3-POINT FG MAKES

MOST THREE-POINT FIELD GOALS, SEASON

702	2013-14
662	2010-11
660	2014-15

FEWEST THREE-POINT FIELD GOALS, SEASON

24	1982-83
30	1980-81
64	1981-82

MOST THREE-POINT FIELD GOALS, GAME

19	vs. Minnesota, 4/9/11
18	vs. Detroit, 3/12/11
17	@ New Orleans, 3/14/11
16	5 times, last vs. Phoenix, 11/28/10

FEWEST THREE-POINT FIELD GOALS, GAME

0	several times, last at Portland (0-22), 12/20/12
---	--

MOST THREE-POINT FIELD GOALS, ONE HALF

11	3 times, last vs. Minnesota (2nd), 4/9/11
----	---

3-POINT FG ATTEMPTS

MOST THREE-POINT FIELD GOAL ATTEMPTS, SEASON

2,032	2014-15
1,959	2013-14
1,711	1996-97

FEWEST THREE-POINT FIELD GOAL ATTEMPTS, SEASON

126	1982-83
145	1980-81
227	1981-82

MOST THREE-POINT FIELD GOAL ATTEMPTS, GAME

38	vs. Minnesota, 4/9/11
37	vs. Cleveland, 1/17/14
34	@ Memphis, 3/24/08

FEWEST THREE-POINT FG ATTEMPTS, GAME

0	several times, last @ New Jersey, 11/30/91
---	--

FREE THROW PERCENTAGE

HIGHEST FREE THROW PERCENTAGE, SEASON

.818	1983-84 (2,200-2,690)
.808	1982-83 (2,179-2,696)
.804	1987-88 (1,841-2,289)

LOWEST FREE THROW PERCENTAGE, SEASON

.699	2002-03 (1,294-1,850)
.701	2012-13 (1505-2148)
.718	1993-94 (1,739-2,423)



TEAM REGULAR SEASON RECORDS



FREE THROW PERCENTAGE (CONT.)

MOST FREE THROWS MADE, NONE MISSED, GAME

24	vs. Philadelphia, 12/26/89
21	vs. Phoenix, 4/4/97
21	@ Houston, 1/22/90

LOWEST FREE THROW PERCENTAGE, GAME

.313	@ San Antonio, 4/18/07 (5-16)
.375	@ Portland, 11/2/02 (3-8)
.389	@ LA Lakers, 4/2/97 (7-18)

FREE THROWS MADE

MOST FREE THROWS MADE, SEASON

2,388	1980-81
2,371	1981-82
2,200	1983-84

FEWEST FREE THROWS MADE, SEASON

1,010	1998-99 (Shortened season)
1,293	2011-12 (Shortened season)
1,306	2001-02

MOST FREE THROWS MADE, GAME

51	@ San Diego, 10/29/83
51	vs. Atlanta, 1/13/81
49	@ New Orleans Jazz, 4/10/77

FEWEST FREE THROWS MADE, GAME

3	@ Portland, 11/2/02
4	5 times, last vs. Houston, 4/16/03

FREE THROWS ATTEMPTED

MOST FREE THROW ATTEMPTS, SEASON

3,051	1980-81
2,978	1981-82
2,841	1978-79

FEWEST FREE THROW ATTEMPTS, SEASON

1,325	1998-99 (Shortened season)
1,756	2001-02
1,760	2011-12 (Shortened season)

MOST FREE THROW ATTEMPTS, GAME

65	@ New Orleans Jazz, 4/10/77
63	vs. Phoenix, 2/19/81
60	vs. Milwaukee, 12/30/00
60	vs. Kansas City, 1/4/83

FEWEST FREE THROW ATTEMPTS, GAME

5	vs. Cleveland (OT), 1/16/97
6	@ Milwaukee, 1/25/03
6	@ Phoenix, 1/23/98
6	@ Cleveland, 12/20/89

REBOUNDS

MOST REBOUNDS, SEASON

4,050	1990-91
3,988	1976-77
3,913	1977-78

REBOUNDS (CONT.)

FEWEST REBOUNDS, SEASON

2,039	1998-99 (Shortened season)
2,843	2011-12 (Shortened season)
3,197	1997-98

MOST REBOUNDS, GAME

73	vs. Philadelphia, 1/5/91
68	@ Utah, 4/12/83
67	@ LA Lakers (OT), 11/11/94

FEWEST REBOUNDS, GAME

22	@ Detroit, 3/18/08
23	@ Utah, 2/1/06
23	vs. Orlando, 1/13/98

OFFENSIVE REBOUNDS

MOST OFFENSIVE REBOUNDS, SEASON

1,520	1990-91
1,350	1991-92
1,331	1984-85

FEWEST OFFENSIVE REBOUNDS, SEASON

647	1998-99 (Shortened season)
738	2011-12 (Shortened season)
791	2010-11

MOST OFFENSIVE REBOUNDS, GAME

33	vs. Philadelphia, 1/5/91
33	@ Atlanta, 2/26/85
33	vs. Washington, 11/23/76

FEWEST OFFENSIVE REBOUNDS, GAME

1	vs. Portland, 12/5/96
2	@ Cleveland, 3/25/07
2	vs. Miami, 1/18/04

DEFENSIVE REBOUNDS

MOST DEFENSIVE REBOUNDS, SEASON

2,736	1977-78
2,717	2013-14
2,700	1976-77

FEWEST DEFENSIVE REBOUNDS, SEASON

1,392	1998-99 (Shortened season)
2,105	2011-12 (Shortened season)
2,157	1997-98

MOST DEFENSIVE REBOUNDS, GAME

54	vs. New York Nets, 11/17/76
48	@ Indiana, 1/23/89
47	vs. Sacramento, 4/18/01
47	vs. Minnesota (OT), 2/5/00

FEWEST DEFENSIVE REBOUNDS, GAME

14	@ Chicago, 1/14/85
15	@ Portland, 2/15/98
16	5 times, last @ Cleveland, 12/14/02





TEAM REGULAR SEASON RECORDS

ASSISTS

MOST ASSISTS, SEASON

2,482	1983-84
2,336	1982-83
2,317	1986-87

FEWEST ASSISTS, SEASON

969	1998-99 (Shortened season)
1,581	2011-12 (Shortened season)
1,553	1991-92

MOST ASSISTS, GAME

52	@ Golden State, 4/21/89
47	vs. Sacramento, 12/2/87
46	vs. Detroit, 12/13/83

FEWEST ASSISTS, GAME

7	@ Houston, 1/27/10
7	@ Miami, 2/21/04
8	@ Houston, 11/24/28
8	vs. Dallas, 11/19/91

PERSONAL FOULS

MOST PERSONAL FOULS, SEASON

2,279	1983-84
2,235	1990-91
2,184	1986-87

FEWEST PERSONAL FOULS, SEASON

1,144	1998-99 (Shortened season)
1,297	2011-12 (Shortened season)
1,719	2010-11

MOST PERSONAL FOULS, GAME

44	at Phoenix, 12/26/83
42	@ Golden State, 4/22/95
42	@ LA Clippers, 1/14/87
42	@ New Orleans Jazz, 4/10/77

FEWEST PERSONAL FOULS, GAME

8	vs. Detroit, 3/12/11
9	vs. Houston, 1/27/78
10	@ Cleveland, 3/25/07

DISQUALIFICATIONS

MOST DISQUALIFICATIONS, SEASON

48	1978-79
46	1990-91
31	1989-90

FEWEST DISQUALIFICATIONS, SEASON

2	2011-12 (Shortened season)
6	2005-06
7	2004-05

MOST DISQUALIFICATIONS, GAME

4	vs. Detroit (30T), 12/13/83
4	@ Atlanta, 10/21/78

STEALS

MOST STEALS, SEASON

953	1976-77
894	1984-85
856	1990-91

FEWEST STEALS, SEASON

376	1998-99 (Shortened season)
503	1996-97
540	2011-12 (Shortened season)

MOST STEALS, GAME

20	@ L.A. Clippers, 12/16/88
20	vs. L.A. Clippers, 4/23/88
20	vs. Phoenix, 10/29/85
20	vs. New Jersey, 12/2/77
20	vs. Seattle, 1/21/77

FEWEST STEALS, GAME

0	@ Sacramento, 1/6/11
0	@ Atlanta, 10/21/78

BLOCKED SHOTS

MOST BLOCKED SHOTS, SEASON

686	1993-94
618	1999-00
597	1995-96

FEWEST BLOCKED SHOTS, SEASON

275	1998-99 (Shortened season)
329	1989-90
330	2011-12 (Shortened season)

MOST BLOCKED SHOTS, GAME

19	vs. New Jersey, 11/24/87
18	vs. LA Clippers, 4/5/94
16	6 times, last vs. Milwaukee, 11/19/03

FEWEST BLOCKED SHOTS, GAME

0	several times, last @ New York, 2/7/14
---	--

TURNOVERS

MOST TURNOVERS, SEASON

2,011	1976-77
1,748	1977-78
1,666	1983-84

FEWEST TURNOVERS, SEASON

739	1998-99 (Shortened season)
1,015	2011-12 (Shortened season)
1,136	3 times, last 2009-10

MOST TURNOVERS, GAME

38	vs. Phoenix, 10/24/80
38	@ Philadelphia (20T), 3/9/77
38	@ Indiana, 3/16/77

FEWEST TURNOVERS, GAME

5	vs. Portland, 11/1/13
5	@ Cleveland, 2/18/10
5	@ Seattle, 2/26/87

TEAM REGULAR SEASON RECORDS



TEAM DEFENSE – SCORING

FEWEST POINTS ALLOWED, GAME

67	vs. New Orleans, 11/29/04
68	vs. Portland, 11/4/05
70	vs. L.A. Clippers, 11/22/02
70	vs. Houston, 4/16/02
70	@ Chicago, 3/24/00

FEWEST POINTS ALLOWED PER GAME, SEASON

92.4	2002-03 (7,580/82)
96.1	2003-04 (7884/82)
97.5	2004-05 (7,995/82)

MOST POINTS ALLOWED PER GAME, SEASON

130.8	1990-91 (10,723/82)
126.0	1981-82 (10,328/82)
124.8	1983-84 (10,237/82)

MOST CONSECUTIVE GAMES, FEWER THAN 100 POINTS ALLOWED, SEASON

16	2002-03 (12/30 - 1/28)
12	2002-03 (11/7 - 11/29)
7	2003-04 (1/13 - 1/23)
7	1994-95 (3/3 - 3/14)

MOST CONSECUTIVE GAMES, 100 OR MORE POINTS ALLOWED, SEASON

82	1990-91 (entire season)
82	1981-82 (entire season)
73	1986-87 (10/31/86 - 3/31/87) Gms 1-73

TEAM DEF. – FG PERCENTAGE

LOWEST OPPONENT FG PERCENTAGE, SEASON

.438	(3,065/7,000) 1993-94
.440	(2,966-6,738) 2008-09
.443	(2,696-6,087), 2002-03

HIGHEST OPPONENT FG PERCENTAGE, SEASON

.524	(4,265/8,142) 1981-82
.518	(4,016/7,747) 1983-84
.5119	(4,076/7,962) 1990-91
.5115	(3,775/7,379) 1984-85

TEAM DEFENSE – TURNOVERS

MOST TURNOVERS FORCED PER GAME, SEASON

23.7	(1,944/82) 1976-77
21.3	(1,744/82) 1984-85
21.2	(1,741/82) 1985-86

FEWEST TURNOVERS FORCED PER GAME, SEASON

12.9	(1,057/82) 1996-97
13.1	(1,075/82) 2000-01
13.7	(1,122/82) 2015-16





OPPONENTS NBA REGULAR SEASON RECORDS

INDIVIDUAL - SINGLE GAME

		PLAYER	TEAM	DATE
MINUTES PLAYED	58	Raja Bell	Phoenix Suns (30T)	1/10/06
	55	Doug Collins	at Philadelphia 76ers (30T)	3/9/77
	Non-overtime 48	several times last by Harrison Barnes	Golden State Warriors	4/16/14
POINTS	55	Adrian Dantley	at Utah Jazz	2/6/81
FIELD GOALS MADE	24	Hakeem Olajuwon Adrian Dantley	at Houston Rockets at Utah Jazz	1/30/97 2/6/81
FIELD GOALS ATTEMPTED	40	Hakeem Olajuwon George Gervin	at Houston Rockets at San Antonio Spurs	1/30/97 1/8/80
MOST FIELD GOALS MADE, NO MISSES	9	Dikembe Mutombo	at Philadelphia 76ers	2/18/02
3-POINT FIELD GOALS MADE	9	Ben Gordon Nicolas Batum	Detroit Pistons Portland Trail Blazers	3/21/12 2/4/12
3-POINT FIELD GOALS ATTEMPTED	17	Ray Allen	at Seattle SuperSonics	1/23/07
3-POINT FIELD GOALS MADE, NO MISSES	6	Stephen Curry	Golden State Warriors	1/5/10
FREE THROWS MADE	27	Adrian Dantley	at Utah Jazz	11/25/83
FREE THROWS ATTEMPTED	31	Adrian Dantley	at Utah Jazz	11/25/83
MOST FREE THROWS MADE, NO MISSES	15	Tom Owens James Silas	at Portland Trail Blazers San Antonio Spurs	12/17/78 1/23/76
OFFENSIVE REBOUNDS	16	Charles Barkley	Philadelphia 76ers	3/20/87
DEFENSIVE REBOUNDS	25	Herb Williams Swen Nater	at Indiana Pacers at San Diego Clippers	1/23/89 12/14/79
TOTAL REBOUNDS	32	Swen Nater	at San Diego Clippers	12/14/79
ASSISTS	30*	Scott Skiles	at Orlando Magic	12/30/90
TURNOVERS	12	Sleepy Floyd George McGinnis	at Golden State Warriors Philadelphia 76ers	10/25/85 1/30/77
STEALS	9	Doug Christie Rickey Green	Toronto Raptors Utah Jazz	2/25/97 11/10/82
BLOCKED SHOTS	12	Mark Eaton	Utah Jazz	2/5/83

*NBA Record

OPPONENTS NBA REGULAR SEASON RECORDS



TEAM - SINGLE GAME

		TEAM	DATE
MINUTES PLAYED	315	5 times, last at Boston Celtics (3OT)	2/10/13
MOST POINTS - GAME	186* Non-overtime 173	Detroit Pistons (3OT) at Phoenix Suns	12/13/83 11/10/90
POINTS - HALF	107*	at Phoenix Suns (1st)	11/10/90
POINTS - QUARTER	57	at Phoenix Suns (2nd)	11/10/90
FEWEST POINTS	67	New Orleans Hornets	11/29/04
FIELD GOALS MADE	74*	Detroit Pistons (3OT)	12/13/83
FIELD GOALS ATTEMPTED	136	Detroit Pistons (3OT)	12/13/83
FIELD GOAL PERCENTAGE	.655 (55-84)	at Phoenix Suns	3/20/84
3-POINT FIELD GOALS MADE	20	New Jersey Nets at Phoenix Suns	1/11/12 1/7/08
3-POINT FIELD GOALS ATTEMPTED	40	Houston Rockets	4/9/14
FREE THROWS MADE	52	Minnesota Timberwolves	3/3/14
FREE THROWS ATTEMPTED	66	at Utah Jazz	12/23/83
MOST FREE THROWS MADE, NO MISSES	27	Los Angeles Lakers	1/30/92
OFFENSIVE REBOUNDS	37	Kansas City Kings	1/4/83
DEFENSIVE REBOUNDS	52	at San Antonio Spurs	12/19/90
TOTAL REBOUNDS	75	at Indiana Pacers Kansas City Kings	11/28/86 1/4/83
ASSISTS	52	at Seattle SuperSonics	3/18/83
TURNOVERS	39	at Phoenix Suns	10/29/85
STEALS	22	Seattle SuperSonics	3/20/97
PERSONAL FOULS	46	Indiana Pacers	12/28/82
BLOCKED SHOTS	22	at New Jersey Nets	12/12/91

*NBA Record





NUGGETS AND OPPONENTS ALL-TIME LOWS

POINTS (GAME)

DEN: 53 @ Detroit, 11/16/02
OPP: 67 by New Orleans, 11/29/04

POINTS (HALF)

DEN: 22 three times, last @ Philadelphia, 12/16/02
OPP: 23 by L.A. Lakers (2nd), 11/13/09

POINTS (QUARTER)

DEN: 3 @ San Antonio (1st), 11/27/02
OPP: 8 four times, last by L.A. Lakers (3rd), 11/13/09

FIELD GOALS MADE

DEN: 20 @ Phoenix, 4/1/03
20 @ Portland, 11/23/96
OPP: 21 @ Orlando, 2/11/09

FIELD GOALS ATTEMPTED

DEN: 56 vs. New Jersey, 1/27/03
OPP: 59 @ Seattle, 2/24/95

FIELD GOAL PERCENTAGE

DEN: .263 (20-76) @ Phoenix, 4/1/03
OPP: .268 (26-97) San Antonio, 10/29/03

3-POINT FIELD GOALS MADE

DEN: 0 several times, last at Portland, 12/20/12
OPP: 0 several times, last @ NO/OKC., 11/16/05

3-POINT FG ATTEMPTS

DEN: 0 several times, last @ N.J., 11/30/91
OPP: 0 several times, last by LAL, 12/19/92

FREE THROWS MADE

DEN: 3 @ Portland, 11/2/02
OPP: 2 by Houston, 1/27/78

FREE THROWS ATTEMPTED

DEN: 5 vs. SA, 12/18/01
5 vs. Cleveland (OT), 1/16/97
OPP: 4 by Houston, 1/27/78

FREE THROW PERCENTAGE

DEN: .313 (5-16) @ San Antonio, 4/18/07
OPP: .333 (3-9) @ Phoenix, 12/23/96
.333 (3-9) by Vancouver, 12/20/96

OFFENSIVE REBOUNDS

DEN: 1 vs. Portland, 12/5/96
OPP: 2 @ Sacramento, 3/8/09
2 by Memphis, 3/6/06

DEFENSIVE REBOUNDS

DEN: 14 @ Chicago, 1/14/85
OPP: 13 @ Portland, 11/2/02

TOTAL REBOUNDS

DEN: 22 @ Detroit, 3/18/08
OPP: 21 by Memphis, 3/6/06

ASSISTS

DEN: 7 @ Houston, 1/27/10
7 @ Miami, 2/21/04
OPP: 8 by Houston, 11/2/91

PERSONAL FOULS

DEN: 8 vs. Detroit, 3/12/11
OPP: 10 four times, last @ Cleveland, 1/24/14

STEALS

DEN: 0 twice, last @ Sacramento, 1/6/11
OPP: 1 several times, last vs. New York, 3/8/16

TURNOVERS

DEN: 5 vs. Phoenix, 4/6/12
5 @ Cleveland, 2/18/10
5 @ Seattle, 2/26/87
OPP: 4 vs. Dallas, 3/28/16
4 @ Minnesota, 3/23/01
4 by L.A. Lakers, 4/9/95

BLOCKED SHOTS

DEN: 0 several times, last @ Golden State, 1/2/16
OPP: 0 several times, last by Minnesota, 3/3/14





POINTS

Carmelo Anthony ('03-04)	1,725
LaPhonso Ellis ('92-93)	1,205
Dikembe Mutombo ('91-92)	1,177
Antonio McDyess ('95-96)	1,020
Mahmoud Abdul-Rauf ('90-91)	942

SCORING AVERAGE

Carmelo Anthony ('03-04)	21.0
Dikembe Mutombo ('91-92)	16.6
LaPhonso Ellis ('92-93)	14.7
Mahmoud Abdul-Rauf ('90-91)	14.1
Antonio McDyess ('95-96)	13.4

REBOUNDS

Dikembe Mutombo ('91-92)	871
LaPhonso Ellis ('92-93)	744
Antonio McDyess ('95-96)	572
Nikola Jokic ('15-16)	560
Carmelo Anthony ('03-04)	498

ASSISTS

Jalen Rose ('94-95)	389
Emmanuel Mudiay ('15-16)	372
Rob Williams ('82-83)	361
Bobby Jackson ('97-98)	317
Junior Harrington ('02-03)	277

BLOCKED SHOTS

Dikembe Mutombo ('91-92)	210
Antonio McDyess ('95-96)	114
LaPhonso Ellis ('92-93)	111
Gary Garland ('79-80)	73
Tony Battie ('97-98)	69

STEALS

Mark Macon ('91-92)	154
Nenê ('02-03)	127
Bobby Jackson ('97-98)	105
James Posey ('99-00)	98
Carmelo Anthony ('03-04)	97

FIELD GOALS MADE

Carmelo Anthony ('03-04)	624
LaPhonso Ellis ('92-93)	483
Dikembe Mutombo ('91-92)	428
Antonio McDyess ('95-96)	427
Mahmoud Abdul-Rauf ('90-91)	417

FIELD GOALS ATTEMPTED

Carmelo Anthony ('03-04)	1,465
Mahmoud Abdul-Rauf ('90-91)	1,009
LaPhonso Ellis ('92-93)	958
Emmanuel Mudiay ('15-16)	905
Mark Macon ('91-92)	889

FIELD GOAL PERCENTAGE

Kenneth Faried ('11-12)	(.586/181-309)
Nenê ('02-03)	(.519/321-619)
Ty Lawson ('09-10)	(.515/201-390)
Nikola Jokic ('15-16)	(.512/307-600)
LaPhonso Ellis ('92-93)	(.504/483-958)

FREE THROWS MADE

Carmelo Anthony ('03-04)	408
Dikembe Mutombo ('91-92)	321
Danny Fortson ('97-98)	263
LaPhonso Ellis ('92-93)	237
Nenê ('02-03)	197

FREE THROWS ATTEMPTED

Carmelo Anthony ('03-04)	525
Dikembe Mutombo ('91-92)	500
Nenê ('02-03)	341
Danny Fortson ('97-98)	339
LaPhonso Ellis ('92-93)	317

FREE THROW PERCENTAGE

Bryant Stith ('92-93)	(.832/99-119)
Kiki Vandeweghe ('80-81)	(.818/130-159)
Bobby Jackson ('97-98)	(.814/149-183)
Nikola Jokic ('15-16)	(.811/154-190)
James Posey ('99-00)	(.800/120-150)

3-POINT FIELD GOALS MADE

James Posey ('99-00)	82
Emmanuel Mudiay ('15-16)	74
Carmelo Anthony ('03-04)	69
Yakhouba Diawara ('06-07)	36
Eric Washington ('97-98)	44

MINUTES

Carmelo Anthony ('03-04)	2,995
LaPhonso Ellis ('92-93)	2,749
Dikembe Mutombo ('91-92)	2,716
Mark Macon ('91-92)	2,304
Antonio McDyess ('95-96)	2,280





ALL-TIME CAREER LEADERS

GAMES PLAYED

1. Alex English	837
2. Dan Issel	802
3. Byron Beck	747
4. T.R. Dunn	734
5. Bill Hanzlik	593

MINUTES PLAYED

1. Alex English	29,893
2. Dan Issel	25,198
3. Carmelo Anthony	20,521
4. Byron Beck	19,197
5. T.R. Dunn	18,322

TOTAL POINTS

1. Alex English	21,645
2. Dan Issel	16,589
3. Carmelo Anthony	13,970
4. David Thompson	11,992
5. Ralph Simpson	10,130

FIELD GOALS MADE

1. Alex English	8,953
2. Dan Issel	6,176
3. Carmelo Anthony	4,989
4. David Thompson	4,486
5. Ralph Simpson	4,095

FIELD GOALS ATTEMPTED

1. Alex English	17,604
2. Dan Issel	12,183
3. Carmelo Anthony	10,877
4. Ralph Simpson	8,988
5. David Thompson	8,842

3-POINT FIELD GOALS MADE

1. J.R. Smith	768
2. Michael Adams	630
3. Chauncey Billups	514
4. Dale Ellis	448
5. Nick Van Exel	425

3-POINT FG ATTEMPTED

1. J.R. Smith	2,010
2. Michael Adams	1,841
3. Carmelo Anthony	1,320
4. Chauncey Billups	1,311
5. Nick Van Exel	1,245

FREE THROWS MADE

1. Dan Issel	4,214
2. Alex English	3,721
3. Carmelo Anthony	3,582
4. David Thompson	2,996
5. Ralph Simpson	1,908

FREE THROWS ATTEMPTED

1. Dan Issel	5,277
2. Carmelo Anthony	4,462
3. Alex English	4,428
4. David Thompson	3,844
5. Nene	2,556

REBOUNDS

1. Dan Issel	6,630
2. Byron Beck	5,261
3. Dikembe Mutombo	4,811
4. Alex English	4,686
5. Julius Keye	4,547

STEALS

1. Fat Lever	1,167
2. T.R. Dunn	1,070
3. Alex English	854
4. Dan Issel	798
5. Nene	694

ASSISTS

1. Alex English	3,679
2. Fat Lever	3,566
3. Andre Miller	2,978
4. Ty Lawson	2,745
5. Michael Adams	2,181

PERSONAL FOULS

1. Dan Issel	2,304
2. Alex English	2,288
3. Byron Beck	2,267
4. Dan Schayes	1,922
5. Nene	1,864

BLOCKED SHOTS

1. Dikembe Mutombo	1,486
2. Marcus Camby	1,126
3. Wayne Cooper	830
4. Bobby Jones	625
5. Chris Andersen	624

TURNOVERS

1. Alex English	2,263
2. Carmelo Anthony	1,726
3. Ralph Simpson	1,653
4. Dan Issel	1,481
5. David Thompson	1,189



NUGGETS ALL-TIME SCORING LEADERS

PLAYER	SP	GP	MIN	FGM	FGA	PCT	3FGM	FTM	FTA	PCT	OFF	DEF	REB	AST	PF	DQ	ST	BS	PTS	AVG
1. English	11	837	29,893	8,953	17,604	.509	18	3,721	4,428	.840	2,038	2,648	4,886	3,679	2,288	11	854	622	21,645	25.9
2. Issel+	10	802	23,200	6,176	12,183	.507	2	4,214	5,277	.799	1,989	4,641	6,630	2,005	2,304	32	798	455	16,589	20.6
3. Anthony	8	564	20,521	4,989	10,877	.459	410	3,582	4,462	.803	1,102	2,464	3,566	1,729	1,693	13	634	259	13,970	24.8
4. Thompson+	7	498	16,902	4,486	8,842	.507	24	2,996	3,844	.779	851	1,281	2,132	1,704	1,397	12	538	463	11,992	24.1
5. Simpson+	7	519	16,227	4,095	8,988	.456	32	1,908	2,477	.770	804	1,442	2,246	1,950	1,266	7	592	69	10,130	19.5
6. Beck+	10	747	19,192	3,681	7,295	.505	13	1,228	1,516	.810	1,786	3,478	5,261	978	2,267	51	220	55	8,603	11.5
7. Lever	6	474	16,867	3,304	7,281	.454	111	1,362	1,747	.780	1,119	2,502	3,621	3,557	1,213	7	1,167	125	8,081	17.0
8. Abdul-Rauf	6	439	12,481	2,880	6,500	.443	371	898	980	.916	192	711	903	1,756	851	3	406	38	7,029	16.0
9. Nene	9	555	16,445	2,566	4,584	.560	2	1,734	2,556	.678	1,183	2,676	3,959	1,014	1,864	28	694	508	6,868	12.4
10. Vandeweghe	4	293	9,794	2,671	4,937	.541	27	1,460	1,703	.857	443	1,098	1,541	782	716	2	200	141	6,829	23.3
11. McDyess	6	361	12,271	2,612	5,371	.486	7	1,324	1,951	.679	1,044	2,187	3,231	586	1,257	32	311	604	6,555	18.2
12. Robisch+	8	500	12,344	2,317	4,916	.471	0	1,547	1,982	.780	1,092	2,316	3,408	903	1,207	14	180	217	6,181	12.4
13. Re. Williams	6	419	12,556	2,359	5,286	.446	301	915	1,159	.789	610	1,313	1,923	1,222	1,432	25	632	328	5,934	14.2
14. Lawson	6	416	12,945	2,120	4,548	.466	403	1,280	1,661	.771	281	926	1,207	2,745	692	2	509	39	5,923	14.2
15. L. Jones*	3	226	9,154	1,986	4,481	.443	73	1,700	2,175	.782	-	-	1,483	954	769	8	-	-	5,745	25.4
16. Adams	4	304	10,660	1,842	4,419	.416	630	1,220	1,435	.850	218	769	987	2,181	582	1	602	36	5,534	18.2
17. A. Miller	7	447	13,970	1,989	4,284	.464	71	1,305	1,632	.800	473	1,218	1,691	2,978	993	5	557	82	5,354	12.0
18. L. Ellis	6	343	11,352	2,019	4,399	.459	165	998	1,368	.730	847	1,848	2,695	740	1,179	26	281	319	5,201	15.2
19. J.R. Smith	5	372	9,182	1,788	4,085	.438	768	740	998	.741	189	959	1,148	804	828	3	380	71	5,084	13.7
20. Mutombo	5	391	14,411	1,824	3,489	.523	0	1,406	2,164	.650	1,514	3,297	4,811	651	1,361	14	223	1,486	5,054	12.9
21. Schayes	8	536	11,096	1,626	3,185	.511	3	1,774	2,194	.809	989	2,097	3,086	605	1,922	44	274	498	5,029	9.4
22. Stith	8	458	13,248	1,706	3,968	.430	191	1,379	1,641	.840	520	1,094	1,614	988	868	4	472	112	4,982	10.9
23. B. Jones+	4	324	10,410	1,980	3,394	.583	0	846	1,183	.759	809	1,988	2,797	1,150	957	5	660	625	4,806	14.8
24. K. Martin	7	371	11,371	1,911	3,852	.496	31	700	1,138	.615	640	1,943	2,583	690	1,167	13	442	385	4,553	12.3
25. Hanzlik	8	593	12,301	1,531	3,586	.426	45	1,439	1,845	.780	525	1,114	1,639	1,764	1,804	25	588	155	4,546	7.6
26. Billups	5	259	8,648	1,265	3,053	.414	514	1,334	1,463	.912	100	612	712	1,383	547	1	292	54	4,378	16.9
27. Van Exel	4	245	9,179	1,611	4,006	.402	425	678	838	.809	111	624	735	2,047	416	1	199	39	4,325	17.7
28. Faried	5	348	9,243	1,730	3,180	.544	2	809	1,251	.647	117	1,902	3,019	377	923	3	279	316	4,271	12.3
29. Gallinari	5	240	7,359	1,126	2,736	.412	409	1,092	1,281	.852	187	957	1,144	532	424	1	208	107	3,753	15.6
30. Camby	6	372	11,775	1,534	3,319	.462	9	671	938	.715	943	3,174	4,117	928	1,042	10	417	1,126	3,748	10.1

* ABA + ABA and NBA combined





YEAR-BY-YEAR LEADERS SINCE JOINING THE NBA

GAMES PLAYED

15-16	Will Barton	82
14-15	Wilson Chandler	78
13-14	Timofey Mozgov	82
12-13	Miller/Brewer	82
11-12	Andre Miller	66
10-11	Ty Lawson	80
09-10	Arron Afflalo/Nenê	82
08-09	Linas Kleiza	82
07-08	Allen Iverson	82
06-07	Linas Kleiza	79
05-06	Andre Miller	82
04-05	Miller/Boykins	82
03-04	Anthony/Boykins/Miller	82
02-03	Junior Harrington	82
01-02	Ryan Bowen	75
00-01	James Posey	82
99-00	Clark/LaFrentz/McDyess/Posey	81
98-99	Fortson/McDyess/Van Exel	50
97-98	Dean Garrett/Anthony Goldwire	82
96-97	Dale Ellis/Ervin Johnson	82
95-96	Bryant Stith	82
94-95	Dikembe Mutombo	82
93-94	Dikembe Mutombo/Bryant Stith	82
92-93	Dikembe Mutombo/LaPhonso Ellis	82
91-92	Greg Anderson	82
90-91	Marcus Liberty	76
89-90	Bill Hanzlik/Blair Rasmussen	81
88-89	Alex English	82
87-88	Adams/Dunn/Lever	82
86-87	Alex English/Fat Lever	82
85-86	T.R. Dunn	82
84-85	Fat Lever	82
83-84	Alex English/Dan Schayes	82
82-83	Dunn/English/Hanzlik/Vandeweghe	82
81-82	Dunn/English/Vandeweghe	82
80-81	T.R. Dunn	82
79-80	Dan Issel/John Roche	82
78-79	Robert Smith	82
77-78	Dan Issel/Anthony Roberts	82
76-77	Bobby Jones/David Thompson	82

TOTAL POINTS

15-16	Will Barton	1,178
14-15	Ty Lawson	1,143
13-14	Kenneth Faried	1,096
12-13	Ty Lawson	1,216
11-12	Ty Lawson	999
10-11	Carmelo Anthony	1,259
09-10	Carmelo Anthony	1,943
08-09	Carmelo Anthony	1,504
07-08	Allen Iverson	2,164

TOTAL POINTS (CONT.)

06-07	Carmelo Anthony	1,881
05-06	Carmelo Anthony	2,122
04-05	Carmelo Anthony	1,558
03-04	Carmelo Anthony	1,725
02-03	Juwan Howard	1,418
01-02	Nick Van Exel	965
00-01	Antonio McDyess	1,458
99-00	Antonio McDyess	1,551
98-99	Antonio McDyess	1,061
97-98	Johnny Newman	1,089
96-97	Dale Ellis	1,361
95-96	Dale Ellis	1,204
94-95	Mahmoud Abdul-Rauf	1,165
93-94	Mahmoud Abdul-Rauf	1,437
92-93	Mahmoud Abdul-Rauf	1,553
91-92	Reggie Williams	1,474
90-91	Michael Adams	1,752
89-90	Fat Lever	1,443
88-89	Alex English	2,175
87-88	Alex English	2,000
86-87	Alex English	2,345
85-86	Alex English	2,414
84-85	Alex English	2,262
83-84	Kiki Vandeweghe	2,295
82-83	Alex English	2,326
81-82	Alex English	2,082
80-81	David Thompson	1,967
79-80	Dan Issel	1,951
78-79	David Thompson	1,825
77-78	David Thompson	2,172
76-77	David Thompson	2,125

SCORING AVERAGE

15-16	Danilo Gallinari	19.5
14-15	Ty Lawson	15.2
13-14	Ty Lawson	17.6
12-13	Ty Lawson	16.7
11-12	Ty Lawson	16.4
10-11	Carmelo Anthony	25.2
09-10	Carmelo Anthony	28.2
08-09	Carmelo Anthony	22.8
07-08	Allen Iverson	26.4
06-07	Carmelo Anthony	28.9
05-06	Carmelo Anthony	26.5
04-05	Carmelo Anthony	20.8
03-04	Carmelo Anthony	21.0
02-03	Juwan Howard	18.4
01-02	Nick Van Exel	21.4
00-01	Antonio McDyess	20.8
99-00	Antonio McDyess	19.1
98-99	Antonio McDyess	21.2
97-98	Johnny Newman	14.7
96-97	LaPhonso Ellis	21.9
95-96	Mahmoud Abdul-Rauf	19.2
94-95	Mahmoud Abdul-Rauf	16.0
93-94	Mahmoud Abdul-Rauf	18.0
92-93	Mahmoud Abdul-Rauf	19.2



SCORING AVERAGE (CONT.)

91-92	Reggie Williams	18.2
90-91	Michael Adams	26.5
89-90	Fat Lever	18.3
88-89	Alex English	26.5
87-88	Alex English	25.0
86-87	Alex English	28.6
85-86	Alex English	29.8
84-85	Alex English	27.9
83-84	Kiki Vandeweghe	29.4
82-83	Alex English	28.4
81-82	Alex English	25.4
80-81	David Thompson	25.5
79-80	Dan Issel	23.8
78-79	David Thompson	24.0
77-78	David Thompson	27.2
76-77	David Thompson	25.9

MINUTES PLAYED

15-16	Gary Harris	2,439
14-15	Ty Lawson	2,664
13-14	Ty Lawson	2,222
12-13	Andre Iguodala	2,779
11-12	Ty Lawson	2,124
10-11	Arron Afflalo	2,324
09-10	Nenê	2,755
08-09	Chauncey Billups	2,719
07-08	Allen Iverson	3,424
06-07	Carmelo Anthony	2,486
05-06	Carmelo Anthony	2,941
04-05	Andre Miller	2,852
03-04	Carmelo Anthony	2,995
02-03	Juwan Howard	2,730
01-02	James Posey	2,238
00-01	Nick Van Exel	2,688
99-00	Nick Van Exel	2,950
98-99	Antonio McDyess	1,937
97-98	Dean Garrett	2,632
96-97	Dale Ellis	2,940
95-96	Bryant Stith	2,810
94-95	Dikembe Mutombo	3,100
93-94	Dikembe Mutombo/B. Stith	2,853
92-93	Dikembe Mutombo	3,029
91-92	Greg Anderson	2,793
90-91	Michael Adams	2,346
89-90	Fat Lever	2,832
88-89	Alex English	2,990
87-88	Fat Lever	3,061
86-87	Alex English	3,085
85-86	Alex English	3,024
84-85	Alex English	2,924
83-84	Alex English	2,870
82-83	Alex English	2,988
81-82	Alex English	3,015
80-81	Alex English	3,093
79-80	Dan Issel	2,938
78-79	Dan Issel	2,742

MINUTES PLAYED (CONT.)

77-78	David Thompson	3,025
76-77	David Thompson	3,001

FIELD GOALS MADE

15-16	Will Barton	425
14-15	Wilson Chandler	418
13-14	Kenneth Faried	447
12-13	Ty Lawson	448
11-12	Ty Lawson	374
10-11	Carmelo Anthony	437
09-10	Carmelo Anthony	688
08-09	Carmelo Anthony	535
07-08	Carmelo Anthony	728
06-07	Carmelo Anthony	691
05-06	Carmelo Anthony	756
04-05	Carmelo Anthony	530
03-04	Carmelo Anthony	624
02-03	Juwan Howard	567
01-02	Nick Van Exel	372
00-01	Antonio McDyess	577
99-00	Antonio McDyess	614
98-99	Antonio McDyess	415
97-98	LaPhonso Ellis	410
96-97	Antonio McDyess	536
95-96	Dale Ellis	459
94-95	Mahmoud Abdul-Rauf	472
93-94	Mahmoud Abdul-Rauf	588
92-93	Mahmoud Abdul-Rauf	633
91-92	Reggie Williams	601
90-91	Michael Adams	560
89-90	Alex English	635
88-89	Alex English	924
87-88	Alex English	843
86-87	Alex English	965
85-86	Alex English	951
84-85	Alex English	939
83-84	Alex English	907
82-83	Alex English	959
81-82	Alex English	855
80-81	Alex English	768
79-80	Dan Issel	715
78-79	David Thompson	693
77-78	David Thompson	826
76-77	David Thompson	824

FIELD GOALS ATTEMPTED

15-16	Will Barton	983
14-15	Wilson Chandler	975
13-14	Randy Foye	875
12-13	Ty Lawson	971
11-12	Al Harrington	773
10-11	Carmelo Anthony	967
09-10	Carmelo Anthony	1,502
08-09	Carmelo Anthony	1,207
07-08	Allen Iverson	1,556
06-07	Carmelo Anthony	1,453





YEAR-BY-YEAR LEADERS SINCE JOINING THE NBA

FIELD GOALS ATTEMPTED (CONT.)

05-06	Carmelo Anthony	1,572
04-05	Carmelo Anthony	1,230
03-04	Carmelo Anthony	1,465
02-03	Juwan Howard	1,261
01-02	Nick Van Exel	912
00-01	Antonio McDyess	1,165
99-00	Nick Van Exel	1,213
98-99	Antonio McDyess	882
97-98	LaPhonso Ellis	1,007
96-97	Antonio McDyess	1,157
95-96	Dale Ellis	959
94-95	Mahmoud Abdul-Rauf	1,005
93-94	Mahmoud Abdul-Rauf	1,279
92-93	Mahmoud Abdul-Rauf	1,407
91-92	Reggie Williams	1,277
90-91	Michael Adams	1,421
89-90	Alex English	1,293
88-89	Alex English	1,881
87-88	Alex English	1,704
86-87	Alex English	1,920
85-86	Alex English	1,888
84-85	Alex English	1,812
83-84	Alex English	1,714
82-83	Alex English	1,857
81-82	Alex English	1,553
80-81	Alex English	1,555
79-80	Dan Issel	1,416
78-79	David Thompson	1,353
77-78	David Thompson	1,584
76-77	David Thompson	1,626

FIELD GOAL PERCENTAGE

15-16	Kenneth Faried	349-626 (.558)
14-15	Kenneth Faried	373-736 (.507)
13-14	Kenneth Faried	447-820 (.545)
12-13	Kosta Koufos	295-508 (.581)
11-12	Kosta Koufos	115-192 (.599)
10-11	Nenê	402-654 (.615)
09-10	Nenê	421-717 (.587)
08-09	Nenê	428-709 (.604)
07-08	Kenyon Martin	376-699 (.538)
06-07	Eduardo Najera	204-354 (.576)
05-06	Ruben Patterson	139-256 (.543)
04-05	Greg Buckner	160-303 (.528)
03-04	Nenê	334-630 (.530)
02-03	Nenê	321-619 (.519)
01-02	Avery Johnson	186-383 (.486)
00-01	Antonio McDyess	577-1,165 (.495)
99-00	Keon Clark	286-528 (.528)
98-99	Danny Fortson	191-386 (.495)
97-98	Danny Fortson	276-611 (.452)
96-97	Ervin Johnson	243-467 (.520)
95-96	Dikembe Mutombo	284-569 (.499)
94-95	Bison Dele	196-333 (.589)
93-94	Dikembe Mutombo	365-642 (.569)
92-93	Dikembe Mutombo	398-781 (.510)
91-92	Dikembe Mutombo	428-869 (.493)

FIELD GOAL PERCENTAGE (CONT.)

90-91	Orlando Woolridge	490-983 (.498)
89-90	Blair Rasmussen	445-895 (.497)
88-89	Dan Schayes	317-607 (.522)
87-88	Dan Schayes	361-668 (.540)
86-87	Dan Schayes	210-405 (.519)
85-86	Alex English/	951-1,888 (.504)
84-85	Calvin Natt	685-1,255 (.546)
83-84	Kiki Vandeweghe	895-1,603 (.580)
82-83	Kiki Vandeweghe	841-1,537 (.547)
81-82	Kiki Vandeweghe	706-1,260 (.560)
80-81	David Thompson	734-1,451 (.506)
79-80	Dan Issel	715-1,416 (.505)
78-79	Tom Boswell	321-603 (.532)
77-78	Bobby Jones	440-761 (.578)
76-77	Bobby Jones	501-879 (.570)

FREE THROWS MADE

15-16	Danilo Gallinari	375
14-15	Ty Lawson	265
13-14	Ty Lawson	324
12-13	Danilo Gallinari	286
11-12	Aron Afflalo	197
10-11	Carmelo Anthony	343
09-10	Carmelo Anthony	508
08-09	Chauncey Billups	409
07-08	Allen Iverson	645
06-07	Carmelo Anthony	459
05-06	Carmelo Anthony	573
04-05	Carmelo Anthony	456
03-04	Carmelo Anthony	408
02-03	Juwan Howard	282
01-02	James Posey	161
00-01	Antonio McDyess	304
99-00	Antonio McDyess	323
98-99	Antonio McDyess	230
97-98	Johnny Newman	365
96-97	Antonio McDyess	274
95-96	Bryant Stith	320
94-95	Bryant Stith	267
93-94	Bryant Stith	291
92-93	Dikembe Mutombo	335
91-92	Dikembe Mutombo	321
90-91	Michael Adams	465
89-90	Fat Lever	271
88-89	Dan Schayes	332
87-88	Dan Schayes	407
86-87	Alex English	411
85-86	Alex English	511
84-85	Calvin Natt	447
83-84	Kiki Vandeweghe	494
82-83	Kiki Vandeweghe	489
81-82	Dan Issel	546
80-81	Dan Issel	519
79-80	Dan Issel	517
78-79	George McGinnis	509
77-78	David Thompson	520
76-77	David Thompson	477



FREE THROWS ATTEMPTED

15-16	Danilo Gallinari	432
14-15	Ty Lawson	363
13-14	Ty Lawson	406
12-13	Danilo Gallinari	348
11-12	Arron Affalo	247
10-11	Carmelo Anthony	417
09-10	Carmelo Anthony	612
08-09	Carmelo Anthony	468
07-08	Allen Iverson	797
06-07	Carmelo Anthony	568
05-06	Carmelo Anthony	709
04-05	Carmelo Anthony	573
03-04	Carmelo Anthony	525
02-03	Juwan Howard	351
01-02	James Posey	203
00-01	Antonio McDyess	434
99-00	Antonio McDyess	516
98-99	Antonio McDyess	338
97-98	Johnny Newman	445
96-97	Antonio McDyess	387
95-96	Bryant Stith	379
94-95	Dikembe Mutombo	379
93-94	Dikembe Mutombo	439
92-93	Dikembe Mutombo	492
91-92	Dikembe Mutombo	500
90-91	Michael Adams	529
89-90	Fat Lever	337
88-89	Dan Schayes	402
87-88	Dan Schayes	487
86-87	Alex English	487
85-86	Alex English	593
84-85	Calvin Natt	564
83-84	Kiki Vandeweghe	580
82-83	Kiki Vandeweghe	559
81-82	Dan Issel	655
80-81	Dan Issel	684
79-80	Dan Issel	667
78-79	George McGinnis	765
77-78	David Thompson	668
76-77	David Thompson	623

FREE THROW PERCENTAGE

15-16	Danilo Gallinari	375-432 (.868)
14-15	Danilo Gallinari	171-191 (.895)
13-14	Randy Foye	157-185 (.849)
12-13	Danilo Gallinari	286-348 (.822)
11-12	Danilo Gallinari	182-209 (.871)
10-11	Chauncey Billups	265-287 (.923)
09-10	Chauncey Billups	466-512 (.910)
08-09	Chauncey Billups	409-448 (.913)
07-08	Allen Iverson	645-797 (.809)
06-07	Earl Boykins	119-131 (.908)
05-06	Earl Boykins	152-174 (.874)
04-05	Earl Boykins	279-303 (.921)
03-04	Earl Boykins	142-162 (.877)
02-03	James Posey	86-102 (.843)

FREE THROW PERCENTAGE (CONT.)

01-02	George McCloud	132-163 (.810)
00-01	George McCloud	152-181 (.840)
99-00	George McCloud	148-181 (.818)
98-99	Chauncey Billups	157-172 (.913)
97-98	Johnny Newman	365-445 (.820)
96-97	Bryant Stith	202-234 (.863)
95-96	Mahmoud Abdul-Rauf	146-157 (.930)
94-95	Mahmoud Abdul-Rauf	138-156 (.885)
93-94	Mahmoud Abdul-Rauf	219-229 (.956)
92-93	Mahmoud Abdul-Rauf	217-232 (.935)
91-92	Mahmoud Abdul-Rauf	94-108 (.870)
90-91	Michael Adams	465-529 (.879)
89-90	Walter Davis	207-227 (.912)
88-89	Walter Davis	175-199 (.879)
87-88	Dan Schayes	407-487 (.836)
86-87	Alex English	411-487 (.844)
85-86	Alex English	511-593 (.862)
84-85	Mike Evans	113-131 (.863)
83-84	Kiki Vandeweghe	494-580 (.852)
82-83	Kiki Vandeweghe	489-559 (.875)
81-82	Kiki Vandeweghe	347-405 (.857)
80-81	Billy McKinney	162-188 (.862)
79-80	John Roche	175-202 (.866)
78-79	Robert Smith	159-180 (.883)
77-78	Mack Calvin	173-206 (.840)
76-77	Mack Calvin	287-338 (.849)

3-POINT FIELD GOALS MADE

15-16	Will Barton	112
14-15	Wilson Chandler	139
13-14	Randy Foye	189
12-13	Danilo Gallinari	135
11-12	Al Harrington	101
10-11	J.R. Smith	124
09-10	J.R. Smith	158
08-09	J.R. Smith	180
07-08	J.R. Smith	157
06-07	J.R. Smith	149
05-06	Greg Buckner	86
04-05	Earl Boykins	56
03-04	Voshon Lenard	106
02-03	Chris Whitney	43
01-02	Voshon Lenard	89
00-01	Voshon Lenard	147
99-00	Nick Van Exel	133
98-99	Chauncey Billups	85
97-98	Anthony Goldwire	63
96-97	Dale Ellis	192
95-96	Dale Ellis	150
94-95	Dale Ellis	106
93-94	Reggie Williams	64
92-93	Mahmoud Abdul-Rauf	70
91-92	Reggie Williams	56
90-91	Michael Adams	167
89-90	Michael Adams	158
88-89	Michael Adams	166





YEAR-BY-YEAR LEADERS SINCE JOINING THE NBA

3-POINT FIELD GOALS MADE (CONT.)

87-88	Michael Adams	139
86-87	Mike Evans	53
85-86	Mike Evans	39
84-85	Mike Evans	57
83-84	Mike Evans	32
82-83	Kiki Vandeweghe	15
81-82	John Roche	23
80-81	David Thompson	10
79-80	John Roche	49

*79-80 was first season for 3-pt. field goals in the NBA

3-POINT FG ATTEMPTS

15-16	Will Barton	325
14-15	Wilson Chandler	406
13-14	Randy Foye	498
12-13	Danilo Gallinari	362
11-12	Al Harrington	303
10-11	Al Harrington	328
09-10	J.R. Smith	467
08-09	J.R. Smith	453
07-08	J.R. Smith	390
06-07	J.R. Smith	382
05-06	Greg Buckner	243
04-05	Earl Boykins	166
03-04	Voshon Lenard	289
02-03	Nikoloz Tskitishvili	152
01-02	Nick Van Exel	252
00-01	Voshon Lenard	382
99-00	Nick Van Exel	401
98-99	Chauncey Billups	235
97-98	LaPhonso Ellis	201
96-97	Dale Ellis	528
95-96	Dale Ellis	364
94-95	Reggie Williams	266
93-94	Reggie Williams	230
92-93	Mahmoud Abdul-Rauf	197
91-92	Reggie Williams	156
90-91	Michael Adams	564
89-90	Michael Adams	432
88-89	Michael Adams	466
87-88	Michael Adams	379
86-87	Mike Evans	169
85-86	Mike Evans	176
84-85	Mike Evans	157
83-84	Mike Evans	89
82-83	Kiki Vandeweghe	51
81-82	John Roche	52
80-81	David Thompson	39
79-80	John Roche	129

OFFENSIVE REBOUNDS

15-16	Kenneth Faried	235
14-15	Kenneth Faried	242
13-14	Kenneth Faried	238
12-13	Kenneth Faried	260
11-12	Kenneth Faried	142

OFFENSIVE REBOUNDS (CONT.)

10-11	Nenê	145
09-10	Nenê	166
08-09	Nenê	183
07-08	Marcus Camby	230
06-07	Marcus Camby	164
05-06	Marcus Camby	132
04-05	Kenyon Martin	146
03-04	Marcus Camby	211
02-03	Nenê	208
01-02	Ryan Bowen	134
00-01	Antonio McDyess	240
99-00	Antonio McDyess	234
98-99	Danny Fortson	210
97-98	Dean Garrett	227
96-97	Ervin Johnson	231
95-96	Dikembe Mutombo	249
94-95	Dikembe Mutombo	319
93-94	Dikembe Mutombo	286
92-93	Dikembe Mutombo	344
91-92	Greg Anderson	337
90-91	Jerome Lane	280
89-90	Fat Lever	230
88-89	Wayne Cooper	212
87-88	Fat Lever	203
86-87	Fat Lever	216
85-86	Alex English	192
84-85	Wayne Cooper	229
81-82	T.R. Dunn	211
80-81	Alex English	273
79-80	Dan Issel	236
78-79	George McGinnis	256
77-78	Dan Issel	253
76-77	Paul Silas	236

DEFENSIVE REBOUNDS

15-16	Will Barton	417
14-15	Kenneth Faried	426
13-14	Kenneth Faried	446
12-13	Kenneth Faried	474
11-12	Al Harrington	318
10-11	Nenê	426
09-10	Nenê	461
08-09	Nenê	415
07-08	Marcus Camby	807
06-07	Marcus Camby	652
05-06	Marcus Camby	536
04-05	Marcus Camby	530
03-04	Marcus Camby	516
02-03	Juwan Howard	404
01-02	James Posey	320
00-01	Antonio McDyess	605
99-00	Raef LaFrentz	471
98-99	Danny Fortson	371
97-98	Dean Garrett	417
96-97	Ervin Johnson	682
95-96	Dikembe Mutombo	622
94-95	Dikembe Mutombo	710



DEFENSIVE REBOUNDS (CONT.)

93-94	Dikembe Mutombo	685
92-93	Dikembe Mutombo	726
91-92	Greg Anderson	604
90-91	Blair Rasmussen	508
89-90	Fat Lever	504
88-89	Fat Lever	475
87-88	Fat Lever/Dan Schayes	462
86-87	Fat Lever	513
85-86	Wayne Cooper	420
84-85	Wayne Cooper	402
83-84	Dan Issel	401
82-83	Dan Issel	445
81-82	Dan Issel	434
80-81	Dan Issel	447
79-80	Dan Issel	483
78-79	George McGinnis	608
77-78	Dan Issel	577
76-77	Bobby Jones	504

TOTAL REBOUNDS

15-16	Kenneth Faried	581
14-15	Kenneth Faried	668
13-14	Kenneth Faried	684
12-13	Kenneth Faried	734
11-12	Al Harrington	390
10-11	Nenê	571
09-10	Nenê	627
08-09	Nenê	598
07-08	Marcus Camby	1037
06-07	Marcus Camby	816
05-06	Marcus Camby	668
04-05	Marcus Camby	661
03-04	Marcus Camby	727
02-03	Juwan Howard	585
01-02	James Posey	429
00-01	Antonio McDyess	845
99-00	Antonio McDyess	685
98-99	Danny Fortson	581
97-98	Dean Garrett	644
96-97	Ervin Johnson	913
95-96	Dikembe Mutombo	871
94-95	Dikembe Mutombo	1,029
93-94	Dikembe Mutombo	971
92-93	Dikembe Mutombo	1,070
91-92	Greg Anderson	941
90-91	Blair Rasmussen	678
89-90	Fat Lever	734
88-89	Fat Lever	662
87-88	Fat Lever	665
86-87	Fat Lever	729
85-86	Wayne Cooper	610
84-85	Wayne Cooper	631
83-84	Dan Issel	513
82-83	T.R. Dunn	615
81-82	Dan Issel	608
80-81	Dan Issel	676

TOTAL REBOUNDS (CONT.)

79-80	Dan Issel	719
78-79	George McGinnis	864
77-78	Dan Issel	830
76-77	Dan Issel	696

STEALS

15-16	Garry Harris	97
14-15	Ty Lawson	92
13-14	Ty Lawson	100
12-13	Andre Iguodala	139
11-12	Ty Lawson	82
10-11	J.R. Smith	92
09-10	Nenê	115
08-09	K. Martin/Anthony Carter	96
07-08	Allen Iverson	160
06-07	Allen Iverson	90
05-06	Andre Miller	106
04-05	Andre Miller	121
03-04	Andre Miller	142
02-03	Nenê	127
01-02	James Posey	114
00-01	James Posey	93
99-00	James Posey	98
98-99	Antonio McDyess	73
97-98	Bobby Jackson	105
96-97	Ervin Johnson	65
95-96	Bryant Stith	114
94-95	Reggie Williams	114
93-94	Reggie Williams	117
92-93	Reggie Williams	126
91-92	Mark Macon	154
90-91	Michael Adams	147
89-90	Fat Lever	168
88-89	Fat Lever	195
87-88	Fat Lever	223
86-87	Fat Lever	201
85-86	Fat Lever	178
84-85	Fat Lever	202
83-84	T.R. Dunn	173
82-83	T.R. Dunn	143
81-82	T.R. Dunn	135
80-81	Alex English	106
79-80	Bobby Wilkerson	93
78-79	George McGinnis	129
77-78	Bobby Jones	137
76-77	Bobby Jones	186

ASSISTS

15-16	Emmanuel Mudiay	372
14-15	Ty Lawson	720
13-14	Ty Lawson	543
12-13	Ty Lawson	501
11-12	Andre Miller	441
10-11	Ty Lawson	377
09-10	Chauncey Billups	409





ASSISTS (CONT.)

08-09	Chauncey Billups	491
07-08	Allen Iverson	586
06-07	Allen Iverson	359
05-06	Andre Miller	674
04-05	Andre Miller	569
03-04	Andre Miller	501
02-03	Junior Harrington	277
01-02	Nick Van Exel	365
00-01	Nick Van Exel	600
99-00	Nick Van Exel	714
98-99	Nick Van Exel	368
97-98	Bobby Jackson	317
96-97	Mark Jackson	641
95-96	Jalen Rose	495
94-95	Jalen Rose	389
93-94	Mahmoud Abdul-Rauf	362
92-93	Mahmoud Abdul-Rauf	344
91-92	Winston Garland	411
90-91	Michael Adams	693
89-90	Fat Lever	512
88-89	Fat Lever	559
87-88	Fat Lever	639
86-87	Fat Lever	654
85-86	Fat Lever	584
84-85	Fat Lever	613
83-84	Rob Williams	464
82-83	Alex English	397
81-82	Alex English	433
80-81	Kenny Higgs	408
79-80	John Roche	405
78-79	Charles Scott	428
77-78	Bobby Wilkerson	439
76-77	David Thompson	337

BLOCKED SHOTS

15-16	Kenneth Faried	60
14-15	Jusuf Nurkic	68
13-14	Timofey Mozgov	100
12-13	JaVale McGee	157
11-12	Kenneth Faried	47
10-11	Nenê	73
09-10	Chris Andersen	143
08-09	Chris Andersen	175
07-08	Marcus Camby	285
06-07	Marcus Camby	231
05-06	Marcus Camby	184
04-05	Marcus Camby	199
03-04	Marcus Camby	187
02-03	Nenê	65
01-02	Raef LaFrentz	153
00-01	Raef LaFrentz	206
99-00	Raef LaFrentz	180
98-99	Antonio McDyess	115
97-98	Dean Garrett	133
96-97	Ervin Johnson	227
95-96	Dikembe Mutombo	332
94-95	Dikembe Mutombo	321
93-94	Dikembe Mutombo	336

BLOCKED SHOTS (CONT.)

92-93	Dikembe Mutombo	287
91-92	Dikembe Mutombo	210
90-91	Blair Rasmussen	132
89-90	Blair Rasmussen	104
88-89	Wayne Cooper	211
87-88	Wayne Cooper	94
86-87	Wayne Cooper	101
85-86	Wayne Cooper	227
84-85	Wayne Cooper	197
83-84	Alex English	95
82-83	Alex English	126
81-82	Alex English	120
80-81	Alex English	100
79-80	Kim Hughes	77
78-79	Kim Hughes	102
77-78	Bobby Jones	126
76-77	Bobby Jones	162

PERSONAL FOULS

14-15	Wilson Chandler	231
13-14	Timofey Mozgov	213
12-13	Kosta Koufos	246
11-12	Al Harrington	181
10-11	Nenê	238
09-10	Nenê	281
08-09	Nenê	278
07-08	Carmelo Anthony	253
06-07	Nenê	209
05-06	Carmelo Anthony	229
04-05	Carmelo Anthony	229
03-04	Nenê	280
02-03	Nenê	295
01-02	James Posey	224
00-01	Raef LaFrentz	290
99-00	Antonio McDyess	316
98-99	Danny Fortson	212
97-98	Danny Fortson	314
96-97	Ervin Johnson	288
95-96	Dikembe Mutombo	258
94-95	Dikembe Mutombo	284
93-94	LaPhonso Ellis	304
92-93	LaPhonso Ellis	293
91-92	Dikembe Mutombo	273
90-91	Blair Rasmussen	307
89-90	Blair Rasmussen	300
88-89	Dan Schayes	320
87-88	Dan Schayes	323
86-87	Dan Schayes	266
85-86	Wayne Cooper	315
84-85	Wayne Cooper	304
83-84	Dan Schayes	308
82-83	Alex English	235
81-82	Kenny Higgs	263
80-81	Alex English	255
79-80	George Johnson	260
78-79	George McGinnis	321
77-78	Dan Issel	279
76-77	Ted McClain	255



TOP INDIVIDUAL SCORING GAMES SINCE JOINING THE NBA



PLAYER	SITE	DATE	W/L	SCORE	PTS
David Thompson	@ Detroit Pistons	4/9/78	L	137-139	73
Michael Adams	vs. Milwaukee Bucks	3/23/91	L	136-140 (OT)	54
Alex English	vs. Houston Rockets	11/19/85	W	127-113	54
Allen Iverson	vs. Los Angeles Lakers	12/5/07	L	107-111	51
Mahmoud Abdul-Rauf	@ Utah Jazz	12/7/95	W	124-119	51
Alex English	@ Miami Heat	3/10/89	L	130-131 (2OT)	51
Kiki Vandeweghe	vs. Detroit Pistons	12/13/83	L	184-186 (3OT)	51
Carmelo Anthony	vs. Houston Rockets	2/7/11	L	103-108	50
Carmelo Anthony	vs. New York Knick	11/27/09	W	128-125	50
Kiki Vandeweghe	vs. San Antonio Spurs	1/11/84	W	163-155	50
Carmelo Anthony	vs. Washington Wizards	2/8/08	W	111-100	49
Kiki Vandeweghe	vs. Phoenix Suns	1/1/83	W	127-125	49
Danilo Gallinari	vs. Dallas Mavericks	4/10/15	L	143-144 (2OT)	47
Carmelo Anthony	vs. Sacramento Kings	4/5/08	L	115-118	47
Alex English	@ Golden State Warriors	10/25/85	W	119-105	47
Alex English	vs. Detroit Pistons	12/13/83	L	184-186 (3OT)	47
Dan Issel	vs. New Jersey Nets	1/31/80	W	127-126	47
Antonio McDyess	vs. Vancouver Grizzlies	2/28/99	W	116-112	46
Alex English	vs. Milwaukee Bucks	1/24/87	W	132-122	46
Carmelo Anthony	@ Houston Rockets	3/15/10	L	123-125	45
J.R. Smith	vs. Sacramento Kings	4/13/09	W	118-98	45
Carmelo Anthony	vs. Minn. Timberwolves	12/10/08	W	116-105	45
Carmelo Anthony	vs. Philadelphia 76ers	12/27/05	L	106-108	45
Michael Adams	vs. New Jersey Nets	1/31/91	W	123-119	45
Alex English	@ Sacramento Kings	12/16/86	W	120-119	45
Alex English	vs. Portland Trail Blazers	11/8/84	W	128-125	45
Kiki Vandeweghe	vs. Houston Rockets	3/6/84	W	130-128	45
Alex English	@ Los Angeles Lakers	11/21/82	L	129-143	45
Allen Iverson	vs. Phoenix Suns	3/17/07	W	131-107	44
Allen Iverson	vs. Seattle SuperSonics	12/28/06	W	112-98	44
Nick Van Exel	vs. Milwaukee Bucks	11/1/01	L	101-102	44
Nick Van Exel	@ Los Angeles Clippers	4/15/00	W	115-114 (OT)	44
Michael Adams	@ Sacramento Kings	12/26/90	W	128-112	44
Alex English	vs. Portland Trail Blazers	12/19/85	W	123-118	44
Alex English	vs. Utah Jazz	11/10/84	W	147-135	44
Alex English	vs. Utah Jazz	3/3/84	W	131-122	44
David Thompson	vs. Cleveland Cavaliers	3/1/81	W	137-127	44
David Thompson	@ Phoenix Suns	11/23/80	L	113-131	44
David Thompson	@ Philadelphia 76ers	4/8/79	L	111-112	44
David Thompson	vs. San Antonio Spurs	3/23/77	L	120-122	44
Carmelo Anthony	@ Dallas Mavericks	3/27/09	W	103-101	43
J.R. Smith	@ Chicago Bulls	2/22/08	L	121-135	43
Carmelo Anthony	vs. Phoenix Suns	1/10/06	W	139-137 (3OT)	43
Alex English	@ New Jersey Nets	1/24/89	L	115-117	43
Alex English	vs. San Antonio Spurs	3/5/87	W	121-104	43
Alex English	vs. New Jersey Nets	11/18/86	W	125-112	43
Alex English	vs. New Jersey Nets	1/22/86	W	137-124	43
Kiki Vandeweghe	vs. Phoenix Suns	4/8/84	L	121-126	43
Alex English	@ Detroit Pistons	12/23/82	W	135-127	43
David Thompson	vs. Los Angeles Lakers	3/29/81	W	148-146	43
David Thompson	vs. Seattle Supersonics	11/1/80	W	123-118	43
George McGinnis	@ Houston Rockets	1/9/80	L	112-114	43
Carmelo Anthony	vs. Dallas Mavericks	2/10/11	W	121-120	42
Carmelo Anthony	vs. Memphis Grizzlies	11/1/09	W	133-123	42
Carmelo Anthony	@ Boston Celtics	12/15/06	L	114-119	42
Carmelo Anthony	@ Charlotte Bobcats	12/13/05	W	101-85	42
Jay Vincent	@ Phoenix Suns	1/11/88	L	115-127	42
Alex English	vs. Portland Trail Blazers	2/4/86	W	119-118	42
Alex English	@ Milwaukee Bucks	1/13/86	W	119-115	42
Alex English	vs. Houston Rockets	12/30/85	W	125-122	42
Alex English	vs. Golden State Warriors	4/7/85	W	130-125	42
Kiki Vandeweghe	vs. Seattle SuperSonics	4/3/84	W	124-113	42
Kiki Vandeweghe	vs. Kansas City Kings	1/20/84	W	116-114	42
Alex English	@ Kansas City Kings	3/18/81	W	126-124 (2OT)	42
David Thompson	vs. Indiana Pacers	11/26/77	W	136-123	42
David Thompson	@ New Orleans Jazz	3/26/78	W	109-100	42





TOP INDIVIDUAL SCORING GAMES

SINCE JOINING THE NBA

PLAYER	SITE	DATE	W/L	SCORE	PTS
J.R. Smith	vs. Atlanta Hawks	12/23/09	W	124-104	41
Carmelo Anthony	@ Memphis Grizzlies	12/20/09	L	96-102	41
Carmelo Anthony	@ Portland Trail Blazers	10/29/09	W	97-94	41
Linus Kleiza	vs. Utah Jazz	1/17/08	W	120-109	41
Carmelo Anthony	vs. Seattle SuperSonics	3/30/04	W	124-119	41
Nick Van Exel	@ Charlotte Hornets	3/30/01	W	103-96	41
Nick Van Exel	@ Los Angeles Lakers	4/5/99	L	104-117	41
Michael Adams	vs. Houston Rockets	4/5/91	L	120-126	41
Michael Adams	vs. Golden State Warriors	2/23/91	W	150-145	41
Michael Adams	@ Milwaukee Bucks	1/29/91	W	126-122	41
Walter Davis	vs. Seattle SuperSonics	11/9/90	L	129-135	41
Alex English	vs. Portland Trail Blazers	12/20/88	L	124-127	41
Alex English	vs. New York Knicks	11/29/88	W	139-119	41
Alex English	@ San Antonio Spurs	2/17/87	L	126-131	41
Alex English	vs. Phoenix Suns	2/25/86	W	112-99	41
Alex English	@ Los Angeles Lakers	1/8/85	W	126-124	41
Alex English	vs. Kansas City Kings	2/25/84	W	148-136	41
Kiki Vandeweghe	vs. Dallas Mavericks	2/8/84	L	114-120	41
Kiki Vandeweghe	vs. Seattle SuperSonics	1/3/84	L	110-109	41
Alex English	vs. Golden State Warriors	12/27/82	W	130-128	41
Alex English	@ Indiana Pacers	12/8/82	L	126-130	41
David Thompson	@ San Antonio Spurs	1/2/82	L	133-148	41
George McGinnis	vs. New York Knicks	1/12/79	W	126-119	41
David Thompson	@ New York Knicks	1/31/78	W	119-115	41
David Thompson	@ Houston Rockets	1/12/78	W	109-106	41
<hr/>					
Danilo Gallinari	@ Orlando Magic	3/22/15	W	119-100	40
Carmelo Anthony	@ Cleveland Cavaliers	2/18/10	W	118-116 (OT)	40
Carmelo Anthony	@ Detroit Pistons	12/10/09	L	99-101	40
J.R. Smith	vs. Washington Wizards	3/20/09	W	116-105	40
Carmelo Anthony	@ Miami Heat	12/9/05	W	100-92	40
Antonio McDyess	vs. Houston Rockets	11/30/00	L	105-109 (OT)	40
Antonio McDyess	@ Houston Rockets	1/20/00	L	115-122	40
Orlando Woolridge	@ Phoenix Suns	11/10/90	L	143-173	40
Alex English	@ Los Angeles Clippers	2/20/87	L	107-121	40
Alex English	vs. Dallas Mavericks	1/31/85	W	121-110	40
Kiki Vandeweghe	vs. Boston Celtics	12/30/82	L	145-132	40
Alex English	@ Dallas Mavericks	11/13/82	W	140-130	40
Kiki Vandeweghe	@ Boston Celtics	2/5/82	L	144-145	40
David Thompson	@ Phoenix Suns	11/23/80	L	113-131	40
Alex English	@ Kansas City Kings	3/20/80	L	105-121	40
David Thompson	@ New Jersey Nets	3/17/78	L	109-111 (OT)	40
Dan Issel	vs. Indiana Pacers	2/22/78	L	96-99	40
David Thompson	@ New Orleans Jazz	4/10/77	L	125-139	40
David Thompson	@ Philadelphia 76ers	3/9/77	L (2OT)	125-129	40
Dan Issel	@ Kansas City Kings	2/25/77	W	130-128	40
David Thompson	@ Portland Trail Blazers	2/8/77	W	119-111	40

50+ GAMES BY PLAYER

2	Carmelo Anthony
2	Alex English
2	Kiki Vandeweghe
1	Mahmoud Abdul-Rauf
1	Michael Adams
1	Allen Iverson
1	David Thompson

40+ GAMES BY PLAYER

33	Alex English
19	Carmelo Anthony
17	David Thompson
11	Kiki Vandeweghe
6	Michael Adams
4	J.R. Smith
4	Nick Van Exel
3	Dan Issel
3	Allen Iverson
3	Antonio McDyess
2	Danilo Gallinari
2	George McGinnis
1	Mahmoud Abdul-Rauf
1	Walter Davis
1	Linus Kleiza
1	Jay Vincent
1	Orlando Woolridge



TOP OPPONENT INDIV. SCORING GAMES SINCE JOINING THE NBA



PLAYER	TEAM	SITE	DATE	W/L	PTS
Adrian Dantley	Utah	Utah	2/6/81	L	55
Adrian Dantley	Utah	Utah	4/10/82	W	53
George Gervin	San Antonio	San Antonio	1/8/80	W	53
Bernard King	Washington	Washington	12/29/90	W	52
Charles Smith	L.A. Clippers	Denver	12/1/90	W	52
Hakeem Olajuwon	Houston	Denver	4/19/90	L (OT)	52
Michael Jordan	Chicago	Denver	11/26/88	L	52
Kevin Durant	Oklahoma City	Oklahoma City	2/19/12	W (OT)	51
Tracy McGrady	Orlando	Denver	11/14/03	L	51
Kobe Bryant	L.A. Lakers	Denver	2/12/03	W	51
Adrian Dantley	Utah	Denver	1/7/81	W	51
James Harden	Houston	Houston	3/19/15	L	50
Cliff Robinson	Phoenix	Phoenix	1/16/00	W	50
Jim Jackson	Dallas	Denver	11/26/94	W (OT)	50
Michael Jordan	Chicago	Chicago	3/24/92	W	50
John Drew	Atlanta	Atlanta	12/30/78	W	50
Otis Birdsong	Kansas City	Denver	1/29/80	W	49
World B. Free	San Diego	San Diego	2/2/79	W	49
Hakeem Olajuwon	Houston	Houston	1/30/97	L	48
Karl Malone	Utah	Denver	1/6/90	W	48
Mike Dunleavy	Houston	Houston	12/6/80	W	48
Paul Westphal	Phoenix	Phoenix	11/27/77	W	48
Darius Miles	Portland	Denver	4/19/05	L	47
Scottie Pippen	Chicago	Chicago	2/18/97	W	47
Isiah Thomas	Detroit	Denver	12/13/83	W (3OT)	47
Adrian Dantley	Utah	Utah	11/25/83	W	47
Mark Aguirre	Dallas	Dallas	3/1/85	L	46
Mark Aguirre	Dallas	Dallas	3/24/84	W	46
Ben Gordon	Detroit	Denver	3/21/12	L	45
Tracy McGrady	Houston	Denver	1/9/05	W	45
Paul Pierce	Boston	Boston	1/24/03	W	45
Hakeem Olajuwon	Houston	Houston	3/29/97	W	45
Vernon Maxwell	Houston	Denver	4/5/91	W	45
Rickey Green	Utah	Las Vegas	4/10/84	W	45
Pete Maravich	New Orleans Jazz	New Orleans	4/10/77	W	45
LaMarcus Aldridge	Portland	Portland	1/23/14	L	44
Kevin Durant	Oklahoma City	Oklahoma City	12/25/10	W	44
Dirk Nowitzki	Dallas	Denver	1/13/09	L	44
Ray Allen	Seattle	Seattle	1/23/07	L	44
Quentin Richardson	L.A. Clippers	Los Angeles	12/31/03	W	44
Larry Hughes	Golden State	Golden State	4/9/00	W	44
Isiah Thomas	Detroit	Denver	3/25/83	L	44
Elvin Hayes	Washington	Washington	3/2/77	W (OT)	44
Kevin Love	Minnesota	Denver	12/18/10	L	43
LeBron James	Cleveland	Cleveland	2/18/10	L	43
Tracy McGrady	Orlando	Orlando	3/9/03	W	43
Larry Bird	Boston	Boston	12/5/90	W	43
David Robinson	San Antonio	San Antonio	11/7/90	W	43
Clyde Drexler	Portland	Denver	12/20/88	W	43
Sidney Moncrief	Milwaukee	Denver	11/19/83	L	43
Adrian Dantley	Utah	Utah	11/10/82	W	43
Adrian Dantley	Utah	Denver	11/28/81	L (OT)	43
Phil Smith	Golden State	Denver	11/9/76	L	43





TOP OPPONENT INDIV. SCORING GAMES SINCE JOINING THE NBA

PLAYER	TEAM	SITE	DATE	W/L	PTS
Michael Redd	Milwaukee	Milwaukee	2/23/08	W	42
Kobe Bryant	L.A. Lakers	Denver	4/6/06	L	42
Jason Richardson	Golden State	Oakland	1/17/05	W	42
Kobe Bryant	L.A. Lakers	Los Angeles	1/2/05	W	42
Kobe Bryant	L.A. Lakers	Los Angeles	2/11/03	W	42
Vince Carter	Toronto	Toronto	12/7/01	W (OT)	42
Rasheed Wallace	Portland	Portland	2/20/01	W	42
David Robinson	San Antonio	Denver	4/16/95	W	42
Kevin Johnson	Phoenix	Phoenix	4/3/94	W	42
Derrick Coleman	New Jersey	New Jersey	2/15/91	W	42
Sherman Douglas	Miami	Denver	12/27/90	W	42
Allen Leavell	Houston	Houston	2/2/83	W	42
Adrian Dantley	Utah	Denver	2/10/82	W	42
Calvin Murphy	Houston	Houston	1/3/81	L	42
Adrian Dantley	Utah	Utah	10/18/80	W	42
World B. Free	San Diego	Denver	3/30/79	L	42
John Williamson	New Jersey	New Jersey	3/17/78	W (OT)	42
James Harden	Houston	Denver	12/17/14	L (OT)	41
Jordan Crawford	Golden State	Denver	4/16/14	L	41
Brandon Roy	Portland	Portland	12/25/09	W	41
Al Harrington	New York	Denver	11/27/09	L	41
Amare Stoudemire	Phoenix	Phoenix	3/31/08	W	41
Mike Miller	Memphis	Memphis	3/17/06	W	41
Antawn Jamison	Golden State	Golden State	4/6/03	W	41
Chris Webber	Sacramento	Sacramento	3/9/01	W	41
Mitch Richmond	Sacramento	Sacramento	1/4/96	W	41
Hakeem Olajuwon	Houston	Denver	1/14/95	L	41
Karl Malone	Utah	Utah	4/13/91	W	41
Charles Barkley	Philadelphia	Denver	1/5/91	W	41
Thurl Bailey	Utah	Denver	3/14/88	W	41
Alvin Robertson	San Antonio	Denver	12/21/85	W	41
John Long	Detroit	Denver	12/13/83	W (3OT)	41
Scott Wedman	Kansas City	Kansas City	3/18/81	W (2OT)	41
Moses Malone	Houston	Denver	10/21/80	W	41
George Gervin	San Antonio	Denver	12/11/79	L	41
Nate Williams	New Orleans Jazz	New Orleans	4/10/77	W	41
Kevin Durant	Oklahoma City	Denver	2/9/15	L	40
Kobe Bryant	L.A. Lakers	Denver	12/26/12	L	40
Chris Bosh	Miami Heat	Miami	11/3/12	W	40
Russell Westbrook	Oklahoma City	Oklahoma City	2/19/12	W (OT)	40
O.J. Mayo	Memphis	Denver	11/1/09	L	40
Gerald Wallace	Charlotte	Charlotte	1/14/08	W	40
Vince Carter	New Jersey	Denver	1/27/07	W	40
Shaquille O'Neal	L.A. Lakers	Los Angeles	1/22/02	L	40
Shaquille O'Neal	L.A. Lakers	Denver	3/13/00	W	40
Jerry Stackhouse	Detroit	Detroit	3/8/00	W	40
Tracy Murray	Toronto	Toronto	3/18/96	L	40
Dennis Scott	Orlando	Orlando	3/8/91	W	40
Sleepy Floyd	Houston	Denver	2/26/91	W	40
Charles Barkley	Philadelphia	Philadelphia	12/7/90	W	40
Karl Malone	Utah	Utah	11/3/89	W	40
Karl Malone	Utah	Utah	4/12/89	W	40
Isiah Thomas	Detroit	Detroit	1/2/88	L	40
Larry Bird	Boston	Boston	12/9/87	L	40
Michael Jordan	Chicago	Chicago	12/9/86	W	40
Larry Bird	Boston	Denver	2/20/85	L	40
Mickey Johnson	Golden State	Golden State	2/28/84	W (OT)	40
Walter Davis	Phoenix	Phoenix	12/26/83	W (OT)	40
Adrian Dantley	Utah	Denver	10/28/83	L	40
Adrian Dantley	Utah	Utah	2/15/82	L	40
Brian Winters	Milwaukee	Denver	1/22/82	W	40
Adrian Dantley	Utah	Utah	12/4/80	W	40
Walter Davis	Phoenix	Denver	11/24/79	W	40
Billy Knight	Buffalo	Denver	1/25/78	L (OT)	40
Bob Lanier	Detroit	Detroit	2/4/77	W	40

DAVID THOMPSON'S 73-POINT GAME



On April 9, 1978, David Thompson became just the second player in NBA history (Wilt Chamberlain) to score more than 72 points in a game as he hit for 73 against the Detroit Pistons on the final day of the regular season at Detroit's Cobo Arena.

DT broke the NBA record for points in a quarter (32 in the 1st) and field goals in a quarter (18 in the 1st).

His 73 points still stand as the most scored by an individual in Nuggets history and are the third-most (Wilt Chamberlain, 100, Kobe Bryant, 81) ever scored in a non-overtime game in NBA annals.

Despite DT's heroics, the Nuggets lost, 139-137.

DENVER NUGGETS (137)

PLAYER	MIN	FG	FGA	FT	FTA	OFF	DEF	REB	AST	PF	STL	TO	BS	PTS
Bobby Jones	15	2	2	0	0	3	3	2	0	0	4	0	0	4
Bobby Wilkerson	32	1	8	0	0	0	5	5	3	5	3	5	1	2
Dan Issel	32	6	9	2	2	3	6	9	10	2	2	4	1	14
DAVID THOMPSON	43	28	38	17	20	3	4	7	2	2	0	4	1	73
Anthony Roberts	34	5	8	2	2	3	5	1	5	3	3	3	0	12
Bo Ellis	23	2	4	1	1	1	3	4	6	2	0	0	2	5
Tom LaGarde	14	2	5	3	4	0	4	2	0	3	1	2	0	7
Ralph Simpson	24	4	9	1	1	1	2	3	4	2	2	3	0	9
Norman Cook	4	1	1	0	0	1	2	3	1	1	0	0	0	2
Mack Calvin	9	3	4	1	2	0	0	0	0	1	0	1	0	7
Robert Smith	10	1	2	0	0	0	1	1	1	1	0	0	0	2
TOTALS	240	55	90	29	32	11	33	44	30	24	11	26	5	137

FG Pct.: .611 FT Pct.: .844

DETROIT PISTONS (139)

PLAYER	MIN	FG	FGA	FT	FTA	OFF	DEF	REB	AST	PF	STL	TO	BS	PTS
M.L. Carr	39	10	18	5	6	4	5	9	1	2	2	3	0	25
John Shumate	41	8	11	4	4	1	8	9	1	4	2	1	2	20
Dan Poquette	23	5	7	1	2	2	3	5	0	1	0	1	1	11
Eric Toney	33	11	24	1	1	0	2	2	4	3	3	0	0	23
Chris Ford	35	8	14	3	4	1	3	4	9	3	4	5	0	19
Jim Bostic	15	4	8	2	5	3	1	4	0	0	0	2	0	10
Al Skinner	30	8	12	11	11	3	2	5	3	4	0	2	0	27
Jim Price	24	2	8	0	0	1	1	2	5	4	2	3	0	4
TOTALS	240	55	102	27	33	15	25	40	23	21	13	17	3	139

FG Pct.: .549 FT Pct.: .818

SCORE BY PERIODS	1	2	3	4	FINAL
Denver	42	41	23	31	137
Detroit	36	33	35	35	139

Attendance: 3,482 Time of Game: 2:02





20-20 CLUB

NUGGETS 20-20 CLUB SINCE 1976-77

PLAYER	OPPONENT	RESULT	DATE	POINTS	REBS
Kenneth Faried	vs. Dallas	W	3/6/16	25	20
Kenneth Faried	vs. Minnesota	W	12/26/14	26	25
Kenneth Faried	vs. Utah	W	4/12/14	24	21
Timofey Mozgov	@ Golden State	W	4/10/14	23	29
Carmelo Anthony	@ Phoenix	L	11/15/10	20	22
Marcus Camby	@ Charlotte	L	1/14/08	20	23
Marcus Camby	@ L.A. Lakers	W	4/3/07	21	20
Marcus Camby	@ Phoenix	L	12/2/05	33	20
Marcus Camby	vs. Memphis	W	11/20/05	21	21
Marcus Camby	@ Seattle (OT)	W	1/18/05	25	24
Raef LaFrentz	vs. Sacramento	W	4/18/01	32	20
Antonio McDyess	vs. Orlando	L	2/26/01	24	21
Antonio McDyess	vs. Vancouver	W	1/17/01	20	20
Antonio McDyess	vs. Houston (OT)	L	11/30/00	40	20
Antonio McDyess	@ L.A. Clippers (OT)	W	4/15/00	30	21
Nick Van Exel	vs. Atlanta	W	11/8/99	23	20*
Danny Fortson	@ Sacramento	L	4/15/99	20	23
Ervin Johnson	@ Dallas	W	4/19/97	21	26
Mark Jackson	vs. New Jersey	W	1/20/97	21	22*
Mahmoud Abdul-Rauf	@ Phoenix (3 OT)	W	11/15/95	30	20*
Dikembe Mutombo	vs. Chicago	W	10/30/93	29	22
Dikembe Mutombo	@ Minnesota	L	2/3/92	39	21
Dikembe Mutombo	vs. Charlotte	W	11/26/91	21	20
Fat Lever	vs. San Antonio	L	4/20/90	20	22
Fat Lever	vs. Golden State	W	2/19/90	29	20
Fat Lever	@ Houston	W	4/5/88	22	21
Fat Lever	vs. Cleveland	W	3/2/88	20	20
Alex English	vs. Kansas City	W	4/17/83	31	20
Dan Issel	vs. San Antonio	W	1/24/81	32	21
George McGinnis	vs. San Antonio	W	12/12/78	38	20
George McGinnis	vs. Phoenix	W	10/25/78	33	24

OPPONENTS 20-20 CLUB SINCE 1976-77

PLAYER	TEAM	RESULT	DATE	PTS	REBS
DeMarcus Cousins	Sacramento Kings	W	2/19/16	37	20
DeAndre Jordan	Los Angeles Clippers	W	4/13/15	20	21
Greg Monroe	@ Detroit Pistons	W	2/6/15	22	25
Dwight Howard	@ L.A. Lakers	W	11/30/12	28	20
Kevin Love	@ Minnesota	W	3/25/12	30	21
Carlos Boozer	@ Utah ^	L	4/30/10	22	24
Zach Randolph	@ Memphis	L	12/20/09	32	20
Dwight Howard	@ Orlando	W	2/13/08	23	24
Kevin Garnett	@ Minnesota ^	W	4/21/04	20	22
Jermaine O'Neal	@ Indiana	W	11/4/03	25	20
Anthony Mason	@ Charlotte	W	12/11/96	25	21
Karl Malone	@ Utah	L	12/7/95	26	22
David Robinson	San Antonio	L	11/15/94	33	20
Otis Thorpe	Houston	L	1/20/94	24	20
Kevin Willis	@ Atlanta	W	12/11/92	25	22
Scott Skiles	@ Orlando	W	3/8/92	20	20*
Dennis Rodman	@ Detroit	W	1/2/91	34	23
Scott Skiles	@ Orlando	W	12/30/90	22	30*
Charles Barkley	@ Philadelphia	W	12/7/90	40	22
Otis Thorpe	@ Houston	W	11/6/90	21	22
Patrick Ewing	@ New York	L	3/31/90	37	21
Magic Johnson	@ L.A. Lakers	W	11/17/89	24	24*
Roy Tarpley	Dallas	W	4/23/89	20	20
Hakeem Olajuwon	@ Houston	L	3/21/89	36	23
Herb Williams	@ Indiana	W	1/23/89	21	29
John Stockton	Utah	W	3/14/88	24	20*
Jerome Kersey	@ Portland	W	2/12/88	34	20
Charles Barkley	@ Philadelphia	W	3/20/87	26	25
James Donaldson	@ Dallas	W	12/19/86	20	22
Kevin Willis	@ Atlanta	W	3/11/86	39	21
Ralph Sampson	@ Houston	W	2/27/86	31	22
Hakeem Olajuwon	Houston	L	3/5/85	20	25
Maurice Lucas	@ Phoenix	W	12/26/83	29	25
Dan Roundfield	@ Atlanta	L	11/29/83	24	22
Moses Malone	Philadelphia	W	2/1/83	30	24
Larry Smith	@ Golden State	L	3/28/81	23	31
Moses Malone	Houston	L	3/15/81	31	23
Moses Malone	@ Houston	W	2/3/81	38	26
Swen Nater	@ San Diego	W	11/25/80	26	20
Artis Gilmore	@ Chicago	L	11/8/80	22	21
Larry Smith	@ Golden State	W	10/29/80	22	22
Moses Malone	Houston	W	10/21/80	41	26
Swen Nater	@ San Diego	W	3/13/80	21	27
Mark Landsberger	Chicago	L	1/28/79	21	26
Jack Sikma	@ Seattle	L	1/5/79	23	23
Elvin Hayes	Washington	W	12/16/77	33	20
Artis Gilmore	@ Chicago	W	12/13/77	20	26
Moses Malone	@ Houston	L	4/9/77	22	21
Maurice Lucas	Portland	L	2/19/77	35	20
Bob McAdoo	@ Buffalo	W	11/11/76	22	25

* Assists

^ Playoffs

ALL-TIME TRIPLE-DOUBLES SINCE JOINING THE NBA



POINTS, REBOUNDS, ASSISTS (63)

PLAYER	POINTS	REBOUNDS	ASSISTS	DATE	OPPONENT
Andre Iguodala	12	13	10	4/10/13	vs. San Antonio
Marcus Camby	13	15	10	3/16/08	vs. Seattle
Carmelo Anthony	31	10	10	2/5/07	vs. Phoenix
Andre Miller	24	10	10	1/26/04	vs. Minnesota
Rodney White	17	12	10	3/24/03	vs. Dallas
James Posey	19	14	10	11/2/02	@ Portland
Robert Pack	12	10	11	4/13/01	vs. Golden State
Mark Jackson	20	10	12	1/28/97	@ Utah
Mark Jackson	15	16	12	1/22/97	vs. Vancouver
Reggie Williams	14	10	11	1/14/95	vs. Houston
Robert Pack	21	10	17	11/26/94	vs. Dallas
Michael Adams	45	11	12	1/31/91	vs. New Jersey
Fat Lever	20	22	11	4/20/90	vs. San Antonio
Fat Lever	17	11	10	3/20/90	vs. L.A. Clippers
Fat Lever	18	12	12	2/25/90	vs. Boston
Fat Lever ^A	19	14	10	11/9/89	vs. Houston
Fat Lever ^A	20	14	12	11/8/89	vs. Sacramento
Fat Lever*	20	12	17	4/28/89	@ Phoenix
Fat Lever	15	13	23	4/21/89	@ Golden State
Fat Lever	26	11	11	4/9/89	@ Portland
Fat Lever	24	11	12	3/27/89	@ L.A. Clippers
Fat Lever	17	11	10	3/2/89	vs. Houston
Fat Lever	16	12	16	2/26/89	vs. Philadelphia
Fat Lever	23	13	11	2/2/89	vs. Atlanta
Fat Lever	12	18	10	12/17/88	vs. L.A. Clippers
Fat Lever	15	10	17	12/6/88	@ New York
Fat Lever	17	13	12	11/29/88	vs. New York
Fat Lever*	11	11	12	5/14/88	@ Dallas
Fat Lever	25	19	13	4/17/88	vs. Dallas
Fat Lever	21	10	15	3/31/88	vs. Sacramento
Fat Lever	20	20	12	3/2/88	vs. Cleveland
Fat Lever	15	10	16	2/24/88	@ Utah
Fat Lever	19	13	10	2/12/88	@ Portland
Fat Lever	31	16	12	1/7/88	@ Chicago
Fat Lever	18	11	13	12/9/87	@ Boston
Fat Lever	16	10	10	12/1/87	@ Houston
Fat Lever	21	13	14	11/24/87	vs. New Jersey
Fat Lever	15	12	11	11/21/87	@ L.A. Clippers
Fat Lever	11	10	10	11/6/87	vs. L.A. Clippers
Fat Lever	28	11	10	4/7/87	@ Golden State
Fat Lever	27	13	11	3/21/87	@ Washington
Fat Lever	20	10	15	3/5/87	vs. San Antonio
Fat Lever	15	16	10	3/2/87	vs. Sacramento
Fat Lever	18	12	13	2/24/87	vs. Houston
Fat Lever	10	10	14	2/18/87	vs. L.A. Lakers
Fat Lever	26	14	11	2/3/87	@ Houston
Fat Lever ^A	24	14	10	1/29/87	vs. Dallas
Fat Lever ^A	36	12	10	1/26/87	@ Portland
Fat Lever ^A	25	15	12	1/24/87	vs. Milwaukee
Fat Lever	17	10	10	1/10/87	vs. Phoenix
Fat Lever	23	11	12	1/2/87	vs. Houston
Fat Lever	17	11	14	12/16/86	@ Sacramento
Fat Lever	12	10	10	12/9/86	@ Chicago
Fat Lever	20	10	12	12/3/86	@ Boston
Fat Lever	13	12	14	11/6/86	vs. Utah
Fat Lever	14	12	14	11/27/85	@ Golden State
Fat Lever*	19	16	18	4/30/85	vs. San Antonio
Alex English	22	10	10	3/21/84	vs. Houston
Alex English	33	10	10	12/15/82	@ Milwaukee
Alex English	33	13	12	3/30/82	vs. Seattle
Alex English	32	13	10	3/16/82	vs. Utah
Alex English	22	11	15	3/5/82	vs. Washington
George McGinnis	17	16	12	11/27/79	vs. Washington
George McGinnis	20	11	10	11/16/79	vs. L.A. Lakers
Jim Price	14	10	11	2/2/77	vs. Washington

* Playoff Game

^A Consecutive Games





ALL-TIME TRIPLE-DOUBLES SINCE JOINING THE NBA

POINTS, REBOUNDS, BLOCKED SHOTS (9)

PLAYER	POINTS	REBOUNDS	BLOCKS	DATE	OPPONENT
Marcus Camby	10	11	10	12/26/07	vs. Milwaukee
Dikembe Mutombo	22	16	10	12/2/95	vs. Minnesota
Dikembe Mutombo	18	18	10	4/2/95	@ Cleveland
Dikembe Mutombo	12	14	11	11/8/94	@ Dallas
Dikembe Mutombo ^A	13	13	11	4/7/94	vs. Seattle
Dikembe Mutombo ^A	11	16	11	4/5/94	vs. L.A. Clippers
Dikembe Mutombo	17	13	11	11/26/93	vs. Portland
Dikembe Mutombo	16	21	12	4/18/93	vs. L.A. Clippers
Dikembe Mutombo	21	16	10	3/25/93	vs. Golden State

POINTS, ASSISTS, STEALS (1)

PLAYER	POINTS	ASSISTS	STEALS	DATE	OPPONENT
Fat Lever	13	15	10	3/9/85	vs. Indiana

BY NUMBER

PLAYER	NO	PLAYER	NO
Fat Lever	46 (includes 3 in playoffs)	Carmelo Anthony	1
Dikembe Mutombo	8	Andre Iguodala	1
Alex English	5	Andre Miller	1
Marcus Camby	2	James Posey	1
Mark Jackson	2	Jim Price	1
George McGinnis	2	Rodney White	1
Robert Pack	2	Reggie Williams	1
Michael Adams	1	Total	74

OPPONENTS TRIPLE-DOUBLES

PLAYER	TEAM	NO.	PLAYER	TEAM	NO.
Magic Johnson	LA Lakers	16	Pete Maravich	New Orleans	1
Jason Kidd	Dallas-Phoenix-NJ	6	Rodney McCray	Sacramento	1
LeBron James	Cleveland	3	Tracy McGrady	Houston	1
Johnny Moore	San Antonio	3 (1 in playoffs)	Dirk Nowitzki	Dallas	1
Larry Bird	Boston	2	Lamar Odom	L.A. Lakers	1
Kevin Garnett	Minnesota	2 (1 in playoffs)	Paul Pierce	Boston	1
Michael Jordan	Chicago	2	Julius Randle	L.A. Lakers	1
Alvin Robertson	San Antonio	2	Rajon Rondo	Boston	1
Charles Barkley	Houston-Phoenix	2	John Salmons	Sacramento	1
Alvin Adams	Phoenix	1	Ralph Sampson	Houston	1 (playoffs)
Mark Aguirre	Dallas	1	Lonnie Shelton	Seattle	1
Andrew Bynum	L.A. Lakers	1 (playoffs)	Jack Sikma	Seattle	1
Dave Cowens	Boston	1	Josh Smith	Atlanta	1
Baron Davis	Golden State	1	Steve Smith	Miami	1
Sleepy Floyd	Houston	1	Mychal Thompson	Portland	1
Draymonds Green	Golden State	1	Otis Thorpe	Houston	1
Rickey Green	Utah	1	Andrew Toney	Philadelphia	1
Anfernee Hardaway	Phoenix	1	Wes Unseld	Washington	1
Tim Hardaway	Golden State	1	Russell Westbrook	Oklahoma City	1
Grant Hill	Detroit	1	Antoine Walker	Boston	1
Serge Ibaka	Oklahoma City	1	Darrell Walker	Washington	1
Marques Johnson	Milwaukee	1	Hassan Whiteside	Miami	1
			Total		72

POINTS, REBOUNDS, ASSISTS (72)

PLAYER	TEAM	POINTS	REBOUNDS	ASSISTS	DATE	SITE
Russell Westbrook	Oklahoma City	13	14	12	4/5/16	Denver
Julius Randle	L.A. Lakers	13	18	10	3/25/16	Los Angeles
LeBron James	Cleveland	33	11	11	3/21/16	Cleveland
Hassan Whiteside	Miami	19	17	11 (blocks)	1/15/16	Denver
Draymond Green	Golden State	29	17	14	1/2/16	Oakland
Kobe Bryant	LA Lakers	23	11	11	12/30/14	Denver
James Harden	Houston	24	10	10	12/13/13	Houston
Paul Pierce	Boston	27	14	14	2/10/13	Boston
Andrew Bynum*	L.A. Lakers	10	13	10 (blocks)	4/29/12	Los Angeles





POINTS, REBOUNDS, ASSISTS (72) (CONT.)

PLAYER	TEAM	POINTS	REBOUNDS	ASSISTS	DATE	SITE
Serge Ibaka	Oklahoma City	14	15	11 (blocks)	2/19/12	OKC
Dirk Nowitzki	Dallas	34	10	10	3/29/10	Dallas
Rajon Rondo	Boston	11	11	15	3/24/10	Boston
LeBron James	Cleveland	43	13	15	2/18/10	Cleveland
Tracy McGrady	Houston	20	14	10	12/16/08	Houston
Baron Davis	Golden State	20	10	11	4/10/08	Golden State
Jason Kidd	New Jersey	13	11	10	1/25/08	Denver
Josh Smith	Atlanta	22	12	10	1/23/08	Denver
Lamar Odom	L.A. Lakers	17	14	12	4/3/07	Los Angeles
LeBron James	Cleveland	30	10	10	1/19/07	Denver
John Salmons	Sacramento	21	11	10	12/22/06	Denver
Kevin Garnett*	Minnesota	20	22	10	4/21/04	Minnesota
Antoine Walker	Boston	30	12	14	2/12/02	Denver
Anfernee Hardaway	Phoenix	12	10	11	12/29/01	Phoenix
Jason Kidd	Phoenix	14	10	13	12/23/00	Phoenix
Jason Kidd	Phoenix	11	13	11	4/29/99	Denver
Jason Kidd	Phoenix	28	11	13	2/15/99	Denver
Jason Kidd	Phoenix	14	11	11	4/15/98	Phoenix
Kevin Garnett	Minnesota	18	13	10	1/3/98	Minnesota
Charles Barkley	Houston	15	11	12	12/2/97	Houston
Grant Hill	Detroit	23	13	10	3/17/96	Detroit
Jason Kidd	Dallas	26	12	12	2/29/96	Denver
Charles Barkley	Phoenix	26	19	12	4/9/93	Phoenix
Steve Smith	Miami	21	10	12	2/15/93	Miami
Otis Thorpe	Houston	16	13	10	1/14/92	Houston
Magic Johnson	LA Lakers	21	10	11	11/19/90	Denver
Darrell Walker	Washington	10	16	13	3/28/90	Denver
Magic Johnson	LA Lakers	17	11	17	2/21/90	Denver
Tim Hardaway	Golden State	19	10	19	1/8/90	Denver
Larry Bird	Boston	24	12	12	12/8/89	Denver
Magic Johnson	LA Lakers	24	17	17	4/18/89	Los Angeles
Magic Johnson	LA Lakers	20	17	15	4/1/89	Los Angeles
Michael Jordan	Chicago	38	12	11	1/13/89	Chicago
Rodney McCray	Sacramento	20	12	10	12/1/88	Sacramento
Magic Johnson	LA Lakers	14	11	10	4/13/88	Denver
Alvin Robertson	San Antonio	18	13	10	4/8/88	San Antonio
Magic Johnson	LA Lakers	18	10	14	1/21/88	Denver
Sleepy Floyd	Houston	23	13	10	12/19/87	Houston
Ralph Sampson*	Houston	33	17	10	5/6/86	Houston
Alvin Robertson	San Antonio	14	10	10	12/28/85	San Antonio
Magic Johnson	LA Lakers	19	10	12	11/8/85	Los Angeles
Johnny Moore*	San Antonio	17	10	16	4/26/85	San Antonio
Alvin Adams	Phoenix	31	13	11	4/4/85	Phoenix
Andrew Toney	Philadelphia	28	11	12	3/24/85	Philadelphia
Michael Jordan	Chicago	35	14	15	1/14/85	Chicago
Magic Johnson	LA Lakers	21	11	14	12/28/84	Denver
Jack Sikma	Seattle	17	14	10	12/16/84	Denver
Johnny Moore	San Antonio	13	10	16	12/12/84	San Antonio
Rickey Green	Utah	15	10	12	4/22/84	Utah
Magic Johnson	LA Lakers	33	13	16	2/17/84	Los Angeles
Mychal Thompson	Portland	11	24	11	1/6/84	Portland
Marques Johnson	Milwaukee	21	10	11	11/30/83	Milwaukee
Larry Bird	Boston	28	11	10	11/15/83	Denver
Magic Johnson	LA Lakers	29	12	14	11/8/83	Denver
Lonnie Shelton	Seattle	17	10	10	3/18/83	Seattle
Mark Aguirre	Dallas	30	11	16	1/14/83	Dallas
Magic Johnson	LA Lakers	10	10	12	11/21/82	Los Angeles
Magic Johnson	LA Lakers	17	15	13	11/3/82	Denver
Johnny Moore	San Antonio	11	10	13	3/24/82	Denver
Magic Johnson	LA Lakers	22	16	14	1/19/82	Denver
Magic Johnson	LA Lakers	24	10	11	12/4/81	Denver
Magic Johnson	LA Lakers	33	15	17	3/29/81	Los Angeles
Magic Johnson	LA Lakers	20	11	11	11/16/79	Denver
Wes Unseld	Washington	16	11	11	11/18/78	Washington
Dave Cowens	Boston	24	16	10	2/27/77	Boston
Pete Maravich	N.O. Jazz	45	11	10	4/10/77	New Orleans

* Playoffs





HIGHEST SCORING GAME IN NBA HISTORY

An unassuming crowd of 9,655 fans filed into McNichols Arena on Dec. 13, 1983, unaware that they were about to witness NBA history.

On this winter night, the Pistons and Nuggets battled back-and-forth in one of the most exciting games of all time. Detroit, led by All-Star guard Isiah Thomas' 47 points, overcame a horrendous night at the foul line (37-60) and outlasted the Nuggets, 186-184, in triple overtime. The game still stands as the highest scoring contest in league history.

What makes that mark even more incredible is that only two three-point field goals were made the entire night.

In all, six NBA records were broken including: most points, both teams, game (370); most points, one team, game (Detroit, 186); most players with 40-or-more-points, game (4); most field goals made, both teams, game (142); most field goals made, one team, game (Detroit, 74) and most assists, both teams, game (93).

All six still stand today.

DETROIT PISTONS (186)

PLAYER	MIN	FG	FGA	3FG	3FGA	FT	FTA	REB	A	PTS
Kelly Tripucka	39	14	25	0	0	7	9	4	2	35
Cliff Livingston	13	1	2	0	0	0	0	2	0	2
Bill Laimbeer	47	6	10	0	0	5	9	12	6	17
Isiah Thomas	52	18	34	1	2	10	19	5	17	47
John Long	46	18	25	0	0	5	6	6	8	41
Terry Tyler	28	8	15	0	0	2	3	8	1	18
Vinnie Johnson	21	4	12	0	0	4	5	5	8	12
Earl Cureton	34	3	6	0	0	3	5	7	2	9
Ray Tolbert	15	1	4	0	0	1	4	6	2	3
Walker Russell	6	1	2	0	0	0	0	0	1	2
Kent Benson	13	0	1	0	0	0	0	1	0	0
David Thirdkill	1	0	0	0	0	0	0	0	0	0
TOTALS	315	74	136	1	2	37	60	56	47	186

FG Pct.: (.544), FT Pct.: (.617). Team Rebounds: 16

DENVER NUGGETS (184)

PLAYER	MIN	FG	FGA	3FG	3FGA	FT	FTA	REB	A	PTS
Alex English	50	18	30	0	0	11	13	12	7	47
Kiki Vandeweghe	50	21	29	0	0	9	11	9	8	51
Dan Issel	35	11	19	0	1	6	8	8	5	28
Rob Williams	21	3	8	0	0	3	4	3	5	9
T.R. Dunn	36	3	3	0	0	1	2	4	2	7
Mike Evans	40	7	13	0	0	2	2	2	7	16
Richard Anderson	14	5	6	1	1	2	3	5	1	13
Danny Schayes	24	0	1	0	0	11	12	7	2	11
Bill Hanzlik	38	0	4	0	0	2	2	7	7	2
Howard Carter	4	0	1	0	0	0	0	0	1	0
Ken Dennard	3	0	1	0	0	0	0	0	1	0
TOTALS	315	68	115	1	2	47	57	57	46	184

FG Pct.: (.591), FT Pct.: (.825). Team Rebounds: 13

SCORE BY PERIODS	1ST	2ND	3RD	4TH	1 OT	2 OT	3 OT	FINAL
Detroit	38	36	34	37	14	12	15	186
Denver	34	40	39	32	14	12	13	184

Officials: Joe Borgia and Jesse Hall.
Attendance: 9,655
Time of Game: 3:11



NUGGETS TOP TEAM SCORING GAMES (REGULAR SEASON)

POINTS	OPPONENT	DEN-OPP	DATE
184	vs. Detroit	184-186 (3OT)#	12/13/83
168	vs. Seattle	168-116	3/16/08
163	vs. San Antonio	163-155	1/11/84
162	vs. Portland	162-143	2/13/81
158	vs. Golden State	158-162	11/2/90
156	vs. San Antonio	156-142	11/20/87
156	vs. San Antonio*	156-144	3/8/75
155	vs. Indiana	155-150 (OT)	12/28/82
154	@ San Antonio	154-157	4/15/84
154	vs. Utah	154-138	3/16/82
153	@ San Antonio	153-161	11/7/90
153	@ Texas Chaparrals*	153-158 (3OT)	3/5/71
152	vs. L.A. Stars*	152-116	4/15/70
152	vs. Dallas Chaparrals*	152-113	4/8/70

TOP TEAM SCORING GAMES VS. DENVER (REGULAR SEASON)

POINTS	OPPONENT	DEN-OPP	DATE
186	Detroit	184-186 (3OT)#	12/13/83
173	@ Phoenix	143-173	11/10/90
162	Golden State	158-162	11/2/90
161	@ San Antonio	153-161	11/7/90
161	@ Washington	133-161	12/29/90
158	@ Texas Chaparrals*	155-158 (3OT)	3/5/71
157	@ San Antonio	154-157	4/15/84
156	Houston	133-156	1/10/90
156	@ Portland	116-156	11/22/83
155	Orlando	116-155	12/30/90
155	@ Portland	129-155	11/13/90
155	San Antonio	163-155	1/11/84
155	@ Virginia Squires*	111-155	10/26/73
153	Phoenix	118-153	4/16/90
153	@ L.A. Lakers	128-153	4/9/82
152	@ Golden State	107-152	11/7/81

* Signifies an ABA game

Highest scoring game in NBA history





GAMES WITH LARGEST MARGINS IN DENVER HISTORY

BIGGEST WINS (REGULAR SEASON)

MARGIN	OPPONENT	DEN-OPP	DATE	SITE
52	Seattle	168-116	3/16/08	Denver
46	L.A. Clippers	139-93	11/6/87	Denver
44	Utah Stars*	145-101	11/5/74	Denver
42	Seattle	138-96	2/27/08	Seattle
40	Charlotte	120-80	3/2/11	Denver
39	Golden State	123-84	4/9/12	Denver
39	Toronto	132-93	12/2/08	Denver
39	Portland	107-68	11/4/05	Denver
39	L.A. Clippers	134-95	12/11/85	Denver
39	Dallas Chaparrals*	152-113	4/8/70	Denver
38	L.A. Clippers	118-80	2/21/95	Denver
37	Houston	130-93	1/19/83	Denver

BIGGEST ROAD WINS (REGULAR SEASON)

MARGIN	OPPONENT	DEN-OPP	DATE
42	@ Seattle	138-96	2/27/08
33	@ Sacramento	118-85	12/6/08
33	@ Chicago	124-91	11/20/79
31	@ Miami	135-104	12/23/69
30	@ Cleveland	113-83	2/10/08
30	@ Washington	117-87	3/9/04
29	@ Minnesota	131-102	4/26/12
29	@ Sacramento	122-93	1/25/12
29	@ L.A. Lakers	113-84	11/12/93
28	@ New Jersey	122-94	11/4/09
26	@ Washington	118-92	11/9/07
25	@ Sacramento	122-97	12/16/12
25	@ Sacramento	108-83	2/4/94
25	@ Chicago	109-84	2/18/94
24	@ Brooklyn	111-87	12/3/13

BIGGEST LOSSES (REGULAR SEASON)

MARGIN	OPPONENT	DEN-OPP	DATE	SITE
48	Milwaukee	95-143	3/26/80	Milwaukee
47	Seattle	99-146	1/15/91	Seattle
45	Golden State	107-152	11/7/81	Oakland
44	New Jersey	70-114	2/7/09	New Jersey
44	Portland	63-107	4/16/97	Portland
44	Kansas City	102-146	12/22/82	Kansas City
44	Virginia Squires*	111-155	10/26/73	Virginia
43	Golden State	79-122	1/19/15	Golden State
42	New York Nets*	86-128	11/23/73	Denver
41	Utah	88-129	2/1/95	Utah
41	Phoenix	88-129	12/27/92	Phoenix

BIGGEST HOME LOSSES (REGULAR SEASON)

MARGIN	OPPONENT	DEN-OPP	DATE
42	New York Nets*	86-128	11/23/73
39	Chicago	72-111	2/2/98
38	Boston	76-114	2/23/09
38	Indiana	92-130	12/30/90
35	Phoenix	118-153	4/16/91
33	New Jersey	87-120	1/27/98
33	Utah	99-132	12/30/98
32	Washington	75-107	3/20/02
31	San Antonio	102-133	3/28/14
31	Detroit	66-97	3/6/04
31	Portland	112-143	11/17/90

*Signifies an ABA game



NUGGETS ALL-TIME STREAKS

LONGEST WINNING STREAKS

15	2/23 - 3/23/13
15	12/20/69 - 1/25/70
12	3/10 - 4/2/82
11	2/24 - 3/15/83
10	3 times, last 3/30 - 4/13/05
9	twice, last 11/6 - 11/27/84

LONGEST HOME WINNING STREAKS

28	12/27/75 - 3/21/76
26	10/19/74 - 2/1/75
23	1/20/13 - 4/17/13
20	1/9 - 3/30/85
19	twice, last 1/28 - 4/20/89
17**	3/11 - 11/27/09

LONGEST ROAD WINNING STREAKS

7	11/28 - 12/15/75
6	2/23 - 3/19/13
6	3/23 - 4/11/88
5	5 times, last 1/17 - 1/31/12

LONGEST LOSING STREAKS

23	12/9/97 - 1/23/98
16	2/12 - 3/10/98
14	2/6 - 3/5/03
14	12/5/92 - 1/5/93
12	10/31 - 11/25/97

LONGEST HOME LOSING STREAKS

11	12/16/97 - 1/29/98
10	1/17/15 - 3/1/15
10*	4/1/97 - 11/28/97
7	2/6 - 3/2/03
7	2/13 - 3/10/98
6	twice, last 12/26/96 - 1/13/97

LONGEST ROAD LOSING STREAKS

25***	2/5 - 11/27/91
24****	3/19/98 - 4/5/99
22	11/1/97 - 1/23/98
16	1/6 - 3/5/03
15	11/28/79 - 1/16/80

* Includes 5 games in '96-97 (4/1-4/17) and 5 games in '97-98 (10/31-11/22).

** Includes 10 games in '09-09 (3/11-4/13) and 7 games in '09-10 (10/28-11/27).

*** Includes 20 games in '90-91 (2/5-4/21) and 5 games in '91-92 (11/8-11/27).

**** Includes 7 games in '97-98 (3/19-4/19) and 17 games in '98-99 (2/5-4/5).

NUGGETS STREAKS SINCE JOINING THE NBA IN 1976-77

LONGEST WINNING STREAKS

15	2/23 - 3/23/13
12	3/10 - 4/2/82
11	2/24 - 3/15/83
10	3 times, last 3/30 - 4/13/05
9	11/6 - 11/27/84
8	4 times, last 1/11 - 1/27/10

LONGEST HOME WINNING STREAKS

23	1/20 - 4/17/13
20	1/9 - 3/30/85
19	1/28 - 4/20/89
17	3/11 - 11/27/09
15	10/22 - 12/23/76
13	2 times, last 3/17 - 11/12/88

LONGEST ROAD WINNING STREAKS

6	2/23 - 3/19/13
6	3/23 - 4/11/88
5	4 times, last 1/17 - 1/31/12
4	4 times, last 11/26 - 12/15/08

LONGEST WINNING STREAKS TO START SEASON

8	10/22 - 11/9/76
6	10/25 - 11/7/85
5	10/28 - 11/4/09

LONGEST LOSING STREAKS

23	12/9/97 - 1/23/98
16	2/12 - 3/10/98
14	2/6 - 3/5/03
14	12/5/92 - 1/5/93
12	10/31 - 11/25/97

LONGEST HOME LOSING STREAKS

11	12/16/97 - 1/29/98
10	1/17/15 - 3/1/15
10	4/1/97 - 11/28/97
7	2/6 - 3/2/03
7	2/13 - 3/10/98
6	twice, last 12/26/96 - 1/13/97

LONGEST ROAD LOSING STREAKS

25	2/5 - 11/27/91
24	3/19/98 - 4/5/99
22	11/1/97 - 1/23/98
16	1/6 - 3/5/03
15	11/28/79 - 1/16/80

LONGEST LOSING STREAKS TO START SEASON

12	10/31 - 11/25/97
7	11/2 - 11/13/90
7	10/13 - 10/24/79





LONGEST YEAR-BY-YEAR STREAKS

YEAR	WINNING	DATES	LOSING	DATES
1967-68	7	1/4 - 1/27	4	11/19 - 11/24
1968-69	6	12/22 - 1/4	4	2 times
1969-70	15	12/20 - 1/25	7	10/19 - 10/28
1970-71	3	2/5 - 2/7	8	3/10 - 3/25
1971-72	3	2 times	5	3 times
1972-73	6	2/16 - 2/25	6	1/16 - 1/23
1973-74	5	11/6 - 11/17	7	3/7 - 3/16
1974-75	10	12/20 - 1/10	2	2 times
1975-76	9	11/28 - 12/15	3	3/10 - 3/12
1976-77	8	10/22 - 11/9	3	3/9 - 3/13
1977-78	10	12/26 - 1/17	5	12/13 - 12/23
1978-79	7	3/14 - 3/30	6	11/11 - 11/22
1979-80	3	1/31 - 2/9	7	2 times
1980-81	4	2/24 - 3/4	6	12/13 - 12/26
1981-82	12	3/10 - 4/2	7	12/1 - 12/15
1982-83	11	2/24 - 3/15	3	2 times
1983-84	3	4 times	6	2/4 - 2/16
1984-85	9	11/6 - 11/27	3	5 times
1985-86	6	2/15 - 2/25	4	1/15 - 1/21
1986-87	4	11/18 - 11/26	5	12/30 - 1/7
1987-88	10	3/20 - 4/11	3	2 times
1988-89	5	2 times	5	4/9 - 4/18
1989-90	7	11/18 - 12/2	5	3/22 - 3/30
1990-91	6	1/21 - 2/2	10	3/30 - 4/18
1991-92	3	2 times	11	3/24 - 4/13
1992-93	3	5 times	14	12/5 - 1/5
1993-94	5	12/21 - 12/30	5	12/11 - 12/18
1994-95	4	4 times	5	2/7 - 2/18
1995-96	5	12/2 - 12/11	6	2 times
1996-97	3	12/18 - 12/23	10	2 times
1997-98	2	3/12 - 3/14	23	12/9 - 1/23
1998-99	2	3 times	7	2 times
1999-00	4	2 times	7	3/5 - 3/14
2000-01	5	12/30 - 1/9	5	2 times
2001-02	3	2 times	7	3/9 - 3/21
2002-03	3	11/22 - 11/26	14	2/6 - 3/2
2003-04	6	11/25 - 12/5	5	2/20 - 2/28
2004-05	10	3/30 - 4/15	6	12/17 - 12/27
2005-06	7	1/14 - 1/25	4	3 times
2007-08	6	11/9 - 11/20	3	3 times
2008-09	8	3/25 - 4/8	3	3 times
2009-10	8	1/11 - 1/27	3	3 times
2010-11	7	11/20 - 12/5	3	2 times
2011-12	6	1/17 - 1/29	5	2/3 - 2/11
2012-13	15	2/23 - 3/23	3	4 times
2013-14	7	11/21 - 12/3	8	12/17 - 1/1
2014-15	5	2 times	7	1/16 - 1/26
2015-16	4	3/6 - 3/12	8	11/18 - 12/2





TOP 2ND HALF COMEBACKS (FROM HALFTIME DEFICITS)

PTS	OPPONENT	DATE	TRAILED	FINAL
19	Kansas City	11/27/81	55-74	123-115
18	@ L.A. Clippers	10/31/08	37-55	113-103 (OT)
18	@ Indiana	11/10/07	56-74	113-106
18	@ Miami	12/15/94	39-57	101-99
17	@ Charlotte	3/30/01	48-65	103-96
17	Phoenix	2/24/85	49-66	117-107
16	@ Dallas	1/31/04	37-53	107-102
15	Minnesota	12/11/15	41-56	111-108 (OT)
15	Milwaukee	2/5/13	51-66	112-104
15	@ Sacramento	12/23/07	51-66	106-105
15	Houston	11/4/88	49-64	120-117
15	Houston	4/29/88	63-78	132-125
14	Sacramento	2/1/10	50-64	112-109 (OT)
14	Portland	4/19/05	56-70	119-115
14	Houston	12/26/03	51-37	105-104
14	Phoenix	11/2/99	47-61	107-102 (OT)
14	Golden State	3/28/81	71-85	142-139
14	@ Dallas	3/1/85	60-74	141-140 (OT)
14	@ Atlanta	12/10/88	61-75	133-130
14	@ Portland	3/26/95	43-57	102-98
13	Phoenix	12/12/09	47-60	105-99
13	Sacramento	2/21/00	49-62	123-117 (OT)
13	Sacramento	12/16/99	44-57	116-106
13	@ New Jersey	1/6/88	47-60	98-83

PLAYOFFS

PTS	OPPONENT	DATE	TRAILED	FINAL
10	Seattle (Rd. 1, Gm. 1)	4/29/88	56-66	126-123
8	Dallas (Rd. 2, Gm. 3)	5/14/88	53-61	107-105

TOP 4TH QUARTER COMEBACKS (FROM END OF 3RD QUARTER DEFICITS)

PTS	OPPONENT	DATE	TRAILED	FINAL
17	Seattle	11/13/87	81-98	117-109
16	Chicago	2/5/16	73-89	115-110
15	@ Dallas	3/1/85	85-100	141-140 (OT)
13	L.A. Clippers	11/22/02	49-62	72-70
13	@ Golden State	3/28/81	104-117	142-139
12	@ Milwaukee	1/28/05	68-80	106-100
12	Milwaukee	2/26/99	69-81	96-95
11	Philadelphia	12/26/08	68-79	105-101
11	@ Washington	3/17/98	59-70	90-89
11	San Antonio	4/19/91	90-101	125-122
10	@ Memphis	3/18/09	81-91	111-109
10	@ Sacramento	12/23/07	77-87	106-105
10	L.A. Lakers	2/22/99	78-88	117-113 (OT)
10	@ New Jersey	3/17/78	73-83	111-109 (OT)
10	@ L.A. Lakers	11/2/80	91-101	123-121
10	@ L.A. Clippers	11/27/92	79-89	109-106
10	L.A. Clippers	4/20/94	66-76	100-85
10	@ Sacramento	12/23/08	77-87	106-105

PLAYOFFS

PTS	OPPONENT	DATE	TRAILED	FINAL
10	Seattle (Rd. 1, Gm. 1)	4/29/88	84-94	126-123
9	@Dallas (Rd. 2, Gm. 3)	5/14/88	78-87	107-105
7	Utah (Rd. 2, Gm. 6)	5/19/94	67-74	94-91
6	Houston (Rd. 2, Gm. 4)	5/4/86	74-80	114-111 (OT)
5	Seattle (Rd. 1, Gm. 4)	5/5/94	58-63	94-85 (OT)





BIGGEST BLOWN LEADS

FROM HALFTIME

PTS	OPPONENT	DATE	HALFTIME	FINAL
34	@ Utah	11/27/96	70-36	103-107
23	Dallas	11/26/94	66-43	122-123 (OT)
20	@ L.A. Clippers	4/4/06	77-57	109-111
19	@ Phoenix	3/31/08	70-51	117-132
18	Phoenix	5/2/89	72-54	121-130
16	Miami	1/15/16	62-46	95-98
15	Milwaukee	1/21/89	63-48	107-116
14	Phoenix	12/20/13	62-48	99-103
14	Minnesota	11/29/09	64-50	100-106
14	@ Milwaukee	2/23/08	64-50	109-115
14	Milwaukee	11/1/01	63-49	101-102
14	@ Houston	4/14/98	53-39	88-94
14	Philadelphia	3/9/77	60-46	125-129 (2OT)
14	Utah	2/14/89	60-46	105-119
13	Portland	1/26/77	54-41	102-107
13	@ Cleveland	12/4/90	70-57	117-121
12	@ Memphis	1/31/12	49-37	97-100 (OT)
12	@ Houston	12/6/80	62-50	108-111
12	Phoenix	4/8/84	73-61	121-126
12	Sacramento	3/2/87	61-49	114-117
12	@ Sacramento	11/5/93	62-50	100-109
12	@ Memphis	2/13/11	67-55	108-116
12	@ Phoenix	11/15/10	58-46	94-100

START OF 4TH QUARTER

PTS	OPPONENT	DATE	LED	FINAL
17	Minnesota	2/5/00	70-53	97-105 (OT)
15	@ Dallas	3/20/81	105-90	125-126
14	Atlanta	12/6/06	75-61	96-98
13	@ Utah	11/27/96	85-72	103-107
13	@ Golden State	3/23/86	98-85	111-113
13	Phoenix	5/2/89	101-88	121-130
13	@ Sacramento	11/5/93	88-75	100-108
11	LA Lakers	2/25/04	88-77	111-112
11	Chicago	11/24/90	120-109	145-151
11	Minnesota	3/31/92	88-77	114-121 (OT)
11	Boston	3/18/93	86-75	101-105
10	Phoenix	12/20/13	82-72	99-103
10	@ New York	11/6/07	92-82	112-119
10	@ Toronto	3/19/98	77-67	103-104 (OT)
10	@ Sacramento	3/7/88	74-64	114-116 (OT)
10	LA Clippers	11/14/89	102-92	121-129
10	Utah	1/6/90	88-78	120-123 (OT)
10	LA Clippers	11/28/92	89-79	119-121





POINTS

DEN: 168 vs. Seattle, 3/16/08
OPP: 133 Phoenix, 11/28/10

POINTS, HALF (REGULATION ONLY)

DEN: 84 vs. Seattle (2nd), 3/16/08
84 vs. Seattle (1st), 3/16/08
OPP: 76 Phoenix (2nd), 11/28/10

POINTS, QUARTER

DEN: 48 vs. Seattle, 3/16/08
OPP: 44 Twice, last by Phoenix (4th), 11/28/10

REBOUNDS

DEN: 66 vs. San Antonio, 10/29/03
OPP: 60 San Antonio, 10/29/03

OFFENSIVE REBOUNDS

DEN: 27 vs. Houston, 12/20/07 (2OT)
27 vs. Sacramento, 4/18/01
OPP: 24 Cleveland, 12/2/03

DEFENSIVE REBOUNDS

DEN: 47 vs. Minnesota, 2/5/00 (OT)
45 3 times, last vs. Boston, 2/24/11
OPP: 44 New Jersey, 3/1/00

ASSISTS

DEN: 44 vs. Seattle, 3/16/08
OPP: 36 Phoenix, 1/10/06 (3OT)
35 L.A. Lakers, 2/25/04

FIELD GOAL PERCENTAGE

DEN: .640 (48-75) vs. Memphis, 3/6/06
OPP: .590 (36-61) Utah, 11/20/01

FIELD GOALS MADE

DEN: 61 vs. Seattle, 3/16/08
OPP: 52 Phoenix, 11/28/10

FIELD GOALS ATTEMPTED

DEN: 112 vs. Houston, 12/20/07 (2OT)
108 vs. Sacramento, 4/18/01
OPP: 112 Washington, 12/18/06

3-POINT FG PERCENTAGE

DEN: .750 (6-8) vs. Memphis, 3/6/06
OPP: .778 (14-18) Twice, last by Detroit, 3/21/12

3-POINT FIELD GOALS MADE

DEN: 19 vs. Minnesota, 4/9/11
OPP: 20 New Jersey, 1/11/12

3-POINT FG ATTEMPTS

DEN: 38 vs. Minnesota, 4/9/11
OPP: 40 Houston, 4/9/14

FREE THROW PERCENTAGE

DEN: .960 (24-25) vs. Philadelphia, 12/26/08
OPP: 1.000 (7-7) 4 times, last by Detroit, 3/12/11

FREE THROWS MADE

DEN: 48 vs. Milwaukee, 12/30/00
OPP: 52 Minnesota, 3/3/14

FREE THROWS ATTEMPTED

DEN: 60 vs. Milwaukee, 12/30/00
OPP: 64 Minnesota, 3/3/14

STEALS

DEN: 18 vs. Dallas, 2/10/06
OPP: 19 San Antonio, 2/9/00

TURNOVERS

DEN: 32 vs. New Jersey, 1/27/03
OPP: 30 Cleveland, 1/17/03

BLOCKED SHOTS

DEN: 16 4 times, last vs. Milwaukee, 11/19/03
OPP: 18 Golden State, 4/13/01

PERSONAL FOULS

DEN: 52 vs. Seattle, 3/16/08
OPP: 41 Milwaukee, 12/30/00

MARGIN OF VICTORY

DEN: 52 (168-116) vs. Seattle, 3/16/08
OPP: 38 (76-144) Boston, 2/23/09





PEPSI CENTER INDIVIDUAL RECORDS

POINTS

DEN: 51 Allen Iverson vs. LAL, 12/5/07
OPP: 51 twice, last by Tracy McGrady, Orl., 11/14/03

POINTS, HALF

DEN: 36 Carmelo Anthony vs. Min. (2nd), 12/10/08
OPP: 36 Kobe Bryant, LAL, (1st), 2/12/03

POINTS, QUARTER

DEN: 33 Carmelo Anthony vs. Min. (3rd), 12/10/08
OPP: 24 Darius Miles, Por, (2nd), 4/19/05

REBOUNDS

DEN: 25 J.J. Hickson vs. Por., 2/25/14
OPP: 22 Dikembe Mutombo, Hou., 3/2/07

OFFENSIVE REBOUNDS

DEN: 15 J.J. Hickson vs. Por., 2/25/14
OPP: 12 Jeff Foster, Ind., 12/2/06

DEFENSIVE REBOUNDS

DEN: 20 Marcus Camby vs. Atl., 1/23/08
OPP: 16 twice, last by Amar'e Stoudemire, Phx., 2/3/09

ASSISTS

DEN: 20 3 times, last by Andre Miller vs. Mia., 12/8/06
OPP: 18 twice, last by T.J. Ford, Tor., 11/18/06

MOST FIELD GOALS MADE, NO MISSES

DEN: 12 Nenê vs. Utah, 1/25/09
OPP: 8 twice, last by Drew Gooden, Dal., 12/27/09

FIELD GOALS MADE

DEN: 19 3 times, last by Carmelo Anthony, vs. Sac., 4/5/08
OPP: 20 Tracy McGrady, Orl., 11/14/03

FIELD GOALS ATTEMPTED

DEN: 32 Carmelo Anthony vs. Hou., 12/20/07 (2OT)
32 Nick Van Exel vs. Mil., 11/1/01
OPP: 33 Darius Miles, Por., 4/19/05

MOST 3-POINT FGS MADE, NO MISSES

DEN: 5 Wilson Chandler vs. Chi., 2/7/13
OPP: 6 Stephen Curry, GS, 1/5/10

3-POINT FIELD GOALS MADE

DEN: 11 J.R. Smith vs. Sac., 4/13/09
OPP: 8 Raja Bell, Phx., 1/10/06 (3OT)
8 3 times, last by Ray Allen, Sea., 12/29/05

3-POINT FG ATTEMPTS

DEN: 18 J.R. Smith vs. Sac., 4/13/09
OPP: 15 Raja Bell, Phx., 1/10/06 (3OT)
14 Ray Allen, Sea., 12/29/06

MOST FREE THROWS MADE, NO MISSES

DEN: 17 Chauncey Billups vs. Mil., 3/20/10
OPP: 12 3 times, last by Dirk Nowitzki, Dal., 1/13/09

FREE THROWS MADE

DEN: 19 Carmelo Anthony vs. Hou., 12/16/09
OPP: 18 Kobe Bryant, LAL, 2/12/03

FREE THROWS ATTEMPTED

DEN: 20 twice, last by Carmelo Anthony vs. Hou., 12/16/09
OPP: 21 Allen Iverson, Phi., 12/4/00

STEALS

DEN: 7 Kenyon Martin vs. Phx., 1/15/09 (OT)
7 3 times, last by Allen Iverson vs. Sea., 10/31/07
OPP: 8 Tim Duncan, SA, 2/9/00

BLOCKED SHOTS

DEN: 10 Marcus Camby vs. Mil., 12/26/07
OPP: 8 3 times, last by Larry Sanders, MIL, 12/1/10

MINUTES

DEN: 57 Allen Iverson vs. Hou., 12/20/07 (2OT)
48 twice, last by Allen Iverson vs. LAL, 12/5/07
OPP: 58 Raja Bell, Phx., 1/10/06 (3OT)
48 Harrison Barnes, GSW, 4/16/14





DENVER NUGGETS

PLAYOFF RECORDS

2016-17 MEDIA GUIDE



YEAR-BY-YEAR PLAYOFF RESULTS

SINCE JOINING THE NBA

1976-77

RECORD: 50-32 PCT: .610 PLACE: 1ST

WESTERN CONFERENCE SEMIFINALS (ELIMINATED 2-4)

4/20/77	Portland 101, @Denver 100
4/22/77	@Denver 121, Portland 110
4/24/77	@Portland 110, Denver 106
4/26/77	@Portland 105, Denver 96
5/1/77	@Denver 114, Portland 105
5/2/77	@Portland 108, Denver 92

1977-78

RECORD: 48-34 PCT: .585 PLACE: 1ST

WESTERN CONFERENCE SEMIFINALS (WON 4-3)

4/18/78	@Denver 119, Milwaukee 103
4/21/78	@Denver 127, Milwaukee 111
4/23/78	@Milwaukee 143, Denver 112
4/25/78	Denver 118, @Milwaukee 104
4/28/78	Milwaukee 117, @Denver 112
4/30/78	@Milwaukee 119, Denver 91
5/3/78	@Denver 116, Milwaukee 110

WESTERN CONFERENCE FINALS (ELIMINATED 2-4)

5/5/78	@Denver 116, Seattle 107
5/7/78	Seattle 121, @Denver 112
5/10/78	@Seattle 105, Denver 91
5/12/78	@Seattle 100, Denver 94
5/14/78	@Denver 123, Seattle 114
5/17/78	@Seattle 123, Denver 108

1978-79

RECORD: 47-35 PCT: .573 PLACE: 2ND

WESTERN CONFERENCE MINI-SERIES (ELIMINATED 1-2)

4/10/79	@Denver 110, Los Angeles 105
4/13/79	@Los Angeles 121, Denver 109
4/15/79	Los Angeles 112, @Denver 111

1979-80 (NOT IN PLAYOFFS)

RECORD: 30-52 PCT: .366 PLACE: 3RD

1980-81 (NOT IN PLAYOFFS)

RECORD: 37-45 PCT: .451 PLACE: 4TH

1981-82

RECORD: 46-36 PCT: .561 PLACE: 2ND

WESTERN CONFERENCE MINI-SERIES (ELIMINATED 1-2)

4/20/82	@Denver 129, Phoenix 113
4/23/82	@Phoenix 126, Denver 110
4/24/82	Phoenix 124, @Denver 119

1982-83

RECORD: 45-37 PCT: .549 PLACE: 2ND

WESTERN CONFERENCE MINI-SERIES (WON 2-1)

4/19/83	@Phoenix 121, Denver 108
4/21/83	@Denver 113, Phoenix 99
4/24/83	Denver 117, @Phoenix 112 (OT)

WESTERN CONFERENCE SEMIFINALS (ELIMINATED 1-4)

4/26/83	@San Antonio 152, Denver 133
4/27/83	@San Antonio 126, Denver 109
4/29/83	San Antonio 127, @Denver 126 (OT)
5/2/83	@Denver 124, San Antonio 114
5/4/83	@San Antonio 145, Denver 105

1983-84

RECORD: 38-44 PCT: .463 PLACE: 3RD

WESTERN CONFERENCE FIRST ROUND (ELIMINATED 2-3)

4/17/84	@Utah 123, Denver 121
4/19/84	Denver 132, @Utah 116
4/22/84	@Denver 121, Utah 117
4/24/84	Utah 129, @Denver 124
4/26/84	@Utah 127, Denver 111

1984-85

RECORD: 52-30 PCT: .634 PLACE: 1ST

WESTERN CONFERENCE FIRST ROUND (WON 3-2)

4/18/85	@Denver 141, San Antonio 111
4/20/85	San Antonio 113, @Denver 111
4/23/85	Denver 115, @San Antonio 112
4/26/85	@San Antonio 116, Denver 111
4/28/85	@Denver 126, San Antonio 99

WESTERN CONFERENCE SEMIFINALS (WON 4-1)

4/30/85	@Denver 130, Utah 113
5/2/85	@Denver 131, Utah 123 (OT)
5/4/85	@Utah 131, Denver 123
5/5/85	Denver 125, @Utah 118
5/7/85	@Denver 116, Utah 104

WESTERN CONFERENCE FINALS (ELIMINATED 1-4)

5/11/85	@L.A. Lakers 139, Denver 122
5/14/85	Denver 136, @L.A. Lakers 114
5/17/85	L.A. Lakers 136, @Denver 118
5/19/85	L.A. Lakers 120, @Denver 116
5/22/85	@L.A. Lakers 153, Denver 109

1985-86

RECORD: 47-35 PCT: .573 PLACE: 2ND

WESTERN CONFERENCE FIRST ROUND (WON 3-1)

4/18/86	@Denver 133, Portland 126
4/20/86	Portland 108, @Denver 106
4/22/86	Denver 115, @Portland 104
4/24/86	Denver 116, @Portland 112

WESTERN CONFERENCE SEMIFINALS (ELIMINATED 2-4)

4/26/86	@Houston 126, Denver 119
4/29/86	@Houston 119, Denver 101
5/2/86	@Denver 116, Houston 115
5/4/86	@Denver 114, Houston 111 (OT)
5/6/86	@Houston 131, Denver 103
5/8/86	Houston 126, @Denver 122 (2OT)

1986-87

RECORD: 37-45 PCT: .451 PLACE: 4TH

WESTERN CONFERENCE FIRST ROUND (ELIMINATED 0-3)

4/23/87	@L.A. Lakers 128, Denver 95
4/25/87	@L.A. Lakers 139, Denver 127
4/29/87	L.A. Lakers 140, @Denver 103



1987-88

RECORD: 54-28 PCT: .659 PLACE: 1ST

WESTERN CONFERENCE FIRST ROUND (WON 3-2)

4/29/88 @Denver 126, Seattle 123
5/1/88 Seattle 111, @Denver 91
5/3/88 Denver 125, @Seattle 114
5/5/88 @Seattle 127, Denver 117
5/7/88 @Denver 115, Seattle 95

WESTERN CONFERENCE SEMIFINALS (ELIMINATED 2-4)

5/10/88 @Denver 126, Dallas 115
5/12/88 Dallas 112, @Denver 108
5/14/88 Denver 107, @Dallas 105
5/15/88 @Dallas 124, Denver 103
5/17/88 Dallas 110, @Denver 106
5/19/88 @Dallas 108, Denver 95

1988-89

RECORD: 44-38 PCT: .537 PLACE: 3RD

WESTERN CONFERENCE FIRST ROUND (ELIMINATED 0-3)

4/28/89 @Phoenix 104, Denver 103
4/30/89 @Phoenix 132, Denver 114
5/2/89 Phoenix 130, @Denver 121

1989-90

RECORD: 43-39 PCT: .524 PLACE: 4TH

WESTERN CONFERENCE FIRST ROUND (ELIMINATED 0-3)

4/26/90 @San Antonio 119, Denver 103
4/28/90 @San Antonio 129, Denver 120
5/1/90 San Antonio 131, @Denver 120

1990-91 (NOT IN PLAYOFFS)

RECORD: 20-62 PCT: .244 PLACE: 7TH

1991-92 (NOT IN PLAYOFFS)

RECORD: 24-58 PCT: .293 PLACE: 4TH

1992-93 (NOT IN PLAYOFFS)

RECORD: 36-46 PCT: .439 PLACE: 4TH

1993-94

RECORD: 42-40 PCT: .512 PLACE: 4TH

WESTERN CONFERENCE FIRST ROUND (WON 3-2)

4/28/94 @Seattle 106, Denver 82
4/30/94 @Seattle 97, Denver 87
5/2/94 @Denver 110, Seattle 93
5/5/94 @Denver 94, Seattle 85 (OT)
5/8/94 Denver 98, @Seattle 94 (OT)

WESTERN CONFERENCE SEMIFINALS (ELIMINATED 3-4)

5/10/94 @Utah 100, Denver 91
5/12/94 @Utah 104, Denver 94
5/14/94 Utah 111, @Denver 109 (OT)
5/15/94 @Denver 83, Utah 82
5/17/94 Denver 109, @Utah 101 (2OT)
5/19/94 @Denver 94, Utah 91
5/21/94 @Utah 91, Denver 81

1994-95

RECORD: 41-41 PCT: .500 PLACE: 4TH

WESTERN CONFERENCE FIRST ROUND (ELIMINATED 0-3)

4/28/95 @San Antonio 104, Denver 88
4/30/95 @San Antonio 122, Denver 96
5/2/95 San Antonio 99, @Denver 95

1995-96 (NOT IN PLAYOFFS)

RECORD: 35-47 PCT: .427 PLACE: 4TH

1996-97 (NOT IN PLAYOFFS)

RECORD: 21-61 PCT: .256 PLACE: 5TH

1997-98 (NOT IN PLAYOFFS)

RECORD: 11-71 PCT: .134 PLACE: 7TH

1998-99 (NOT IN PLAYOFFS)

RECORD: 14-36 PCT: .280 PLACE: 6TH

1999-00 (NOT IN PLAYOFFS)

RECORD: 35-47 PCT: .427 PLACE: 5TH

2000-01 (NOT IN PLAYOFFS)

RECORD: 40-42 PCT: .488 PLACE: 6TH

2001-02 (NOT IN PLAYOFFS)

RECORD: 27-55 PCT: .329 PLACE: 6TH

2002-03 (NOT IN PLAYOFFS)

RECORD: 17-65 PCT: .207 PLACE: 7TH

2003-04

RECORD: 43-39 PCT: .524 PLACE: 6TH

WESTERN CONFERENCE FIRST ROUND (ELIMINATED 1-4)

4/18/04 @Minnesota 106, Denver 92
4/21/04 @Minnesota 95, Denver 81
4/24/04 @Denver 107, Minnesota 86
4/27/04 Minnesota 84, @Denver 82
4/30/04 @Minnesota 102, Denver 91

2004-05

RECORD: 49-33 PCT: .598 PLACE: 2ND

WESTERN CONFERENCE FIRST ROUND (ELIMINATED 1-4)

4/24/05 Denver 93, @San Antonio 87
4/28/05 @San Antonio 104, Denver 76
4/30/05 San Antonio 86, @Denver 78
5/2/05 San Antonio 126, @Denver 115 (OT)
5/4/05 @San Antonio 99, Denver 89



YEAR-BY-YEAR PLAYOFF RESULTS

SINCE JOINING THE NBA

2005-06

RECORD: 44-38 PCT: .543 PLACE: 1ST

WESTERN CONFERENCE FIRST ROUND (ELIMINATED 1-4)

4/22/06 @L.A. Clippers 89, Denver 87
4/24/06 @L.A. Clippers 98, Denver 87
4/27/06 @Denver 94, L.A. Clippers 87
4/29/06 L.A. Clippers 100, @Denver 86
5/1/06 @L.A. Clippers 101, Denver 83

2006-07

RECORD: 45-37 PCT: .549 PLACE: 2ND

WESTERN CONFERENCE FIRST ROUND (ELIMINATED 1-4)

4/22/07 Denver 95, @San Antonio 89
4/25/07 @San Antonio 97, Denver 88
4/28/07 San Antonio 96, @Denver 91
4/30/07 San Antonio 96, @Denver 89
5/2/07 @San Antonio 93, Denver 78

2007-08

RECORD: 50-32 PCT: .610 PLACE: 2ND

WESTERN CONFERENCE FIRST ROUND (ELIMINATED 0-4)

4/20/08 @L.A. Lakers 128, Denver 114
4/23/08 @L.A. Lakers 122, Denver 107
4/26/08 L.A. Lakers 102, @Denver 84
4/28/08 L.A. Lakers 107, @Denver 101

2008-09

RECORD: 54-28 PCT: .659 PLACE: 1ST

WESTERN CONFERENCE FIRST ROUND (WON 4-1)

4/19/09 @Denver 113, New Orleans 84
4/22/09 @Denver 108, New Orleans 93
4/25/09 @New Orleans 95, Denver 93
4/27/09 Denver 121, @New Orleans 63
4/29/09 @Denver 107, New Orleans 86

WESTERN CONFERENCE SEMIFINALS (WON 4-1)

5/3/09 @Denver 109, Dallas 95
5/5/09 @Denver 117, Dallas 105
5/9/09 Denver 106, @Dallas 105
5/11/09 @Dallas 119, Denver 117
5/13/09 @Denver 124, Dallas 110

WESTERN CONFERENCE FINALS (ELIMINATED 2-4)

5/19/09 @L.A. Lakers 105, Denver 103
5/21/09 Denver 106, @L.A. Lakers 103
5/23/09 L.A. Lakers 103, @Denver 97
5/25/09 @Denver 120, L.A. Lakers 101
5/27/09 @L.A. Lakers 103, Denver 94
5/29/09 L.A. Lakers 119, @Denver 92

2009-10

RECORD: 53-29 PCT: .646 PLACE: 1ST

WESTERN CONFERENCE FIRST ROUND (ELIMINATED 2-4)

4/17/10 @Denver 126, Utah 113
4/19/10 Utah 114, @Denver 111
4/23/10 @Utah 105, Denver 93
4/25/10 @Utah 117, Denver 106
4/28/10 @Denver 116, Utah 102
4/30/10 @Utah 112, Denver 104

2010-11

RECORD: 50-32 PCT: .610 PLACE: 2ND

WESTERN CONFERENCE FIRST ROUND (ELIMINATED 1-4)

4/17/11 @Oklahoma City 107, Denver 103
4/20/11 @Oklahoma City 106, Denver 89
4/23/11 Oklahoma City 97, @Denver 94
4/25/11 @Denver 104, Oklahoma City 101
4/27/11 @Oklahoma City 100, Denver 97

2011-12

RECORD: 38-28 PCT: .576 PLACE: 2ND

WESTERN CONFERENCE FIRST ROUND (ELIMINATED 3-4)

4/29/12 @L.A. Lakers 103, Denver 88
5/1/12 @L.A. Lakers 104, Denver 100
5/4/12 @Denver 99, L.A. Lakers 84
5/6/12 L.A. Lakers 92, @Denver 88
5/8/12 Denver 102, @L.A. Lakers 99
5/10/12 @Denver 113, L.A. Lakers 96
5/12/12 @L.A. Lakers 96, Denver 87

2012-13

RECORD: 57-25 PCT: .695 PLACE: 2ND

WESTERN CONFERENCE FIRST ROUND (ELIMINATED 2-4)

4/20/13 @Denver 97, Golden State 95
4/23/13 Golden State 131, @Denver 117
4/26/13 @Golden State 110, Denver 108
4/28/13 @Golden State 115, Denver 101
4/30/13 @Denver 107, Golden State 100
5/2/13 @Golden State 92, Denver 88

2013-14 (NOT IN PLAYOFFS)

RECORD: 36-46 PCT: .439 PLACE: 4TH

2014-15 (NOT IN PLAYOFFS)

RECORD: 30-52 PCT: .366 PLACE: 4TH

BIGGEST WINS / BIGGEST LOSSES



BIGGEST WINS

MARGIN	OPPONENT	SCORE	DATE	SITE
58 [^]	New Orleans Hornets (Game 4)	121-63	4/27/09	New Orleans
30	San Antonio Spurs (Game 1)	141-111	4/18/85	Denver
29	New Orleans Hornets (Game 1)	113-84	4/19/09	Denver
27	San Antonio Spurs (Game 5)	126-99	4/28/85	Denver
24	Washington Capitols (Game 7)	143-119	4/28/70	Denver*
23	Kentucky Colonels (Game 7)	133-110	4/28/76	Denver*
22	Washington Capitols (Game 5)	132-110	4/23/70	Denver*
22	Los Angeles Lakers (Game 2)	136-114	5/14/85	Los Angeles

BIGGEST LOSSES

MARGIN	OPPONENT	SCORE	DATE	SITE
44	Los Angeles Lakers (Game 5)	109-153	5/22/85	Los Angeles
40	San Antonio Spurs (Game 5)	105-145	5/4/83	San Antonio
37	Los Angeles Lakers (Game 3)	103-140	4/29/87	Los Angeles
33	Los Angeles Lakers (Game 1)	95-128	4/23/87	Los Angeles
31	Milwaukee Bucks (Game 3)	112-143	4/23/78	Milwaukee
28	Kentucky Colonels (Game 2)	110-138	4/17/76	Denver*
28	Milwaukee Bucks (Game 6)	91-119	4/30/78	Milwaukee
28	Houston Rockets (Game 6)	103-131	5/6/86	Houston
28	San Antonio Spurs (Game 2)	104-76	4/28/05	San Antonio

[^] Signifies an NBA Playoff Record.

* Signifies an ABA Playoff game.





PLAYOFF RECORDS

INDIVIDUAL SINGLE GAME

MINUTES			PLAYER	OPPONENT	DATE
	ABA	55	Ralph Simpson	at Kentucky Colonels	4/25/76
	NBA	50	Bryant Stith	at Utah Jazz	5/17/94
	NBA	50	Alex English	vs. Houston Rockets	5/8/86
POINTS					
	ABA	45	Spencer Haywood	vs. Washington Capitols	4/19/70
	NBA	42	Three times, last by Carmelo Anthony	vs. Utah Jazz	4/17/10
FIELD GOALS MADE					
	ABA	19	Spencer Haywood	vs. Washington Capitols	4/19/70
	NBA	18	Carmelo Anthony	vs. Utah Jazz	4/17/10
FIELD GOALS ATTEMPTED					
	ABA	39	Spencer Haywood	vs. Washington Capitols	4/19/70
	NBA	31	Alex English	at Los Angeles Lakers	5/14/85
MOST FIELD GOALS MADE, NO MISSES					
	ABA/NBA	6	Bison Dele	at Seattle SuperSonics	4/28/94
CONSECUTIVE FIELD GOALS MADE					
	ABA/NBA	8	Three times, last by Chris Andersen	vs./at New Orleans Hornets	4/19/09 - 4/27/09
THREE-POINT FIELD GOALS MADE					
	ABA/NBA	8	Chauncey Billups	vs. New Orleans Hornets	4/19/09
THREE-POINT FIELD GOALS ATTEMPTED					
	ABA/NBA	12	Michael Adams	at Phoenix Suns	4/30/89
FREE THROWS MADE					
	ABA	15	Larry Jones	vs. Oakland Oaks	4/13/69
	NBA	14	Three times, last by Carmelo Anthony	vs. Utah Jazz	4/19/10
FREE THROWS ATTEMPTED					
	ABA/NBA	19	Carmelo Anthony	vs. Los Angeles Clippers	4/27/06
MOST FREE THROWS MADE, NO MISSES					
	ABA/NBA	14	Bryant Stith	at Utah Jazz	5/17/94
OFFENSIVE REBOUNDS					
	ABA	13	Spencer Haywood	vs. Washington Capitols	4/19/70
	NBA	8	Three times, last by Nenê	at San Antonio Spurs	4/22/07
DEFENSIVE REBOUNDS					
	ABA	24	Spencer Haywood	vs. Los Angeles Stars	4/30/70
	NBA	17	Marcus Camby	at San Antonio Spurs	4/25/07
TOTAL REBOUNDS					
	ABA	31	Spencer Haywood	vs. Los Angeles Stars	4/30/70
	NBA	19	Marcus Camby	at San Antonio Spurs	5/2/07
	NBA	19	Bison Dele	at Seattle SuperSonics	5/8/94
ASSISTS					
	ABA/NBA	18	Fat Lever	vs. Utah Jazz	4/30/85
STEALS					
	ABA	7	Three times		
	NBA	7	T.R. Dunn	vs. Portland Trail Blazers	4/20/86
	NBA	7	Bobby Jones	at Portland Trail Blazers	4/24/77
BLOCKED SHOTS					
	ABA/NBA	8	Dikembe Mutombo, three times, last	at Utah Jazz	5/12/94



INDIVIDUAL PLAYOFF SEASON (ALL ROUNDS COMBINED)

			PLAYER	YEAR	
GAMES PLAYED	ABA/NBA	16	several players	2009	
POINTS	ABA	440	Spencer Haywood	1970	
	NBA	435	Carmelo Anthony	2009	
SCORING AVERAGE	ABA	36.7	Spencer Haywood	(440 in 12 games)	1970
	NBA	30.7	Carmelo Anthony	(184 in 6 games)	2010
MINUTES	ABA/NBA	619	Chauncey Billups	2009	
FIELD GOALS MADE	ABA	184	Spencer Haywood	1970	
	NBA	163	Alex English	1985	
FIELD GOALS ATTEMPTED	ABA	357	Spencer Haywood	1970	
	NBA	322	Carmelo Anthony	2009	
FIELD GOAL PERCENTAGE	ABA/NBA	.630	Chris Andersen	(34-54 in 15 games)	2009
THREE-POINT FIELD GOALS MADE	ABA/NBA	44	Chauncey Billups	2009	
THREE-POINT FIELD GOALS ATTEMPTED	ABA/NBA	106	J.R. Smith	2009	
THREE-POINT FIELD GOAL PERCENTAGE	ABA/NBA	.468	Chauncey Billups	(44-94 in 16 games)	2009
FREE THROWS MADE	ABA/NBA	119	Carmelo Anthony	2009	
FREE THROWS ATTEMPTED	ABA/NBA	144	Carmelo Anthony	2009	
FREE THROW PERCENTAGE	ABA/NBA	1.000	Four times, last by Mahmoud Abdul-Rauf (14-14 in 3 games)	1995	
CONSECUTIVE FREE THROWS MADE	ABA	31	Mack Calvin	1975	
	NBA	24	Chauncey Billups	2009	
OFFENSIVE REBOUNDS	ABA	79	Spencer Haywood	1970	
	NBA	45	Anthony Roberts	1978	
DEFENSIVE REBOUNDS	ABA	158	Spencer Haywood	1970	
	NBA	104	Dikembe Mutombo	1994	
TOTAL REBOUNDS	ABA	237	Spencer Haywood	1970	
	NBA	144	Dikembe Mutombo	1994	
REBOUND AVERAGE	ABA	19.8	Spencer Haywood	(237 in 12 games)	1970
	NBA	14.8	Marcus Camby	(74 in 5 games)	2007



PLAYOFF RECORDS

INDIVIDUAL PLAYOFF SEASON (ALL ROUNDS COMBINED – CONT.)

	PLAYER			YEAR
ASSISTS				
	ABA/NBA	109	Chauncey Billups	2009
ASSISTS AVERAGE				
	ABA/NBA	9.5	Fat Lever (19 in 2 games)	1989
TURNOVERS				
	ABA	58	Ralph Simpson	1976
	NBA	46	Robert Pack	1994
STEALS				
	ABA/NBA	28	Carmelo Anthony	2009
PERSONAL FOULS				
	ABA/NBA	65	Nenê	2009
DISQUALIFICATIONS				
	ABA/NBA	3	Kenyon Martin	2009
	ABA/NBA	3	Nenê	2009
BLOCKED SHOTS				
	ABA/NBA	69	Dikembe Mutombo	1994

TEAM SINGLE GAME

	OPPONENT			DATE
MINUTES PLAYED				
	ABA/NBA	290	Three times, last at Utah Jazz	5/17/94
POINTS				
	ABA	143	Twice, last vs. Washington Capitols	4/28/70
	NBA	141	vs. San Antonio Spurs	4/18/85
FIELD GOALS MADE				
	ABA/NBA	57	vs. San Antonio Spurs	4/18/85
FIELD GOALS ATTEMPTED				
	ABA	110	vs. Washington Capitols	4/28/70
	NBA	109	vs. Houston Rockets	5/8/86
FIELD GOAL PERCENTAGE				
	ABA/NBA	.620	vs. San Antonio Spurs (57-93)	4/28/85
THREE-POINT FIELD GOALS MADE				
	ABA/NBA	11	Three times, last vs. Utah Jazz	4/17/10
THREE-POINT FIELD GOALS ATTEMPTED				
	ABA/NBA	28	vs. Dallas Mavericks	5/5/09
FREE THROWS MADE				
	ABA/NBA	41	vs. Seattle SuperSonics	5/5/88
FREE THROWS ATTEMPTED				
	ABA/NBA	49	vs. Los Angeles Lakers	5/25/09
FREE THROW PERCENTAGE				
	ABA	1.000	vs. Indiana Pacers (14-14)	4/27/75
	NBA	.971	vs. San Antonio Spurs (34-35)	5/1/90
OFFENSIVE REBOUNDS				
	ABA/NBA	23	Twice, last at Los Angeles Lakers	5/12/12



TEAM SINGLE GAME (CONT.)

			OPPONENT	DATE
DEFENSIVE REBOUNDS				
	ABA/NBA	49	vs. Portland Trail Blazers	5/1/77
TOTAL REBOUNDS				
	ABA	79	vs. Los Angeles Stars	4/30/70
	NBA	62	vs. Portland Trail Blazers	5/1/77
ASSISTS				
	ABA/NBA	41	at Los Angeles Lakers	5/14/85
TURNOVERS				
	ABA/NBA	31	vs. Milwaukee Bucks	4/21/78
STEALS				
	ABA	16	vs. Utah Stars	4/16/75
	NBA	15	Three times, last vs. Dallas Mavericks	5/3/09
PERSONAL FOULS				
	ABA	39	at Oakland Oaks	4/12/69
	NBA	39	at Utah Jazz	4/30/10
	NBA	39	vs. San Antonio Spurs	5/2/95
BLOCKED SHOTS				
	ABA/NBA	16	at Utah Jazz	5/17/94

TEAM PLAYOFF SEASON (ALL ROUNDS COMBINED)

			YEAR
GAMES PLAYED			
	ABA/NBA	16	2009
MINUTES PLAYED			
	ABA/NBA	3,840	2009
POINTS			
	ABA/NBA	1,830	1985
SCORING AVERAGE			
	ABA/NBA	122.0 (1,830 in 15 games)	1985
FIELD GOALS MADE			
	ABA/NBA	711	1985
FIELD GOALS ATTEMPTED			
	ABA/NBA	1,467	1985
FIELD GOAL PERCENTAGE			
	ABA/NBA	.506 (240-474)	1984
THREE-POINT FIELD GOALS MADE			
	ABA/NBA	129	2009
THREE-POINT FIELD GOALS ATTEMPTED			
	ABA/NBA	337	2009
THREE-POINT FIELD GOAL PERCENTAGE			
	ABA/NBA	.410 (16-30)	1989
FREE THROWS MADE			
	ABA/NBA	406	2009
FREE THROWS ATTEMPTED			
	ABA/NBA	535	2009



PLAYOFF RECORDS



TEAM PLAYOFF SEASON (ALL ROUNDS COMBINED - CONT.)

			YEAR
FREE THROW PERCENTAGE	ABA/NBA	.862 (119-138)	1984
OFFENSIVE REBOUNDS	ABA/NBA	241	1985
DEFENSIVE REBOUNDS	ABA/NBA	473	2009
TOTAL REBOUNDS	ABA/NBA	680	1985
REBOUND AVERAGE	ABA NBA	55.0 (660 in 12 games) 49.6 (645 in 13 games)	1970 1978
ASSISTS	ABA/NBA	451	1985
ASSISTS AVERAGE	ABA/NBA	31.5 (252 in 8 games)	1983
TURNOVERS	ABA NBA	262 243	1976 1985
STEALS	ABA/NBA	148	1985
PERSONAL FOULS	ABA/NBA	413	2009
DISQUALIFICATIONS	ABA/NBA ABA/NBA	8 8	2009 1978
BLOCKED SHOTS	ABA/NBA	119	1994



INDIVIDUAL SERIES RECORDS

MINUTES PLAYED

3-Game Series	122	David Thompson, 1979 vs L.A. Lakers
4-Game Series	163	Alex English, 1986 vs Portland
5-Game Series	223	Allen Iverson, 2007 vs San Antonio
6-Game Series	254	Carmelo Anthony, 2010 vs Utah
7-Game Series	315	Dikembe Mutombo, 1994 vs Utah

AVERAGE MINUTES PER GAME

3-Game Series	40.7	David Thompson, 1979 vs L.A. Lakers
4-Game Series	40.8	Alex English, 1986 vs Portland
5-Game Series	44.6	Allen Iverson, 2007 vs San Antonio
6-Game Series	43.3	Fat Lever, 1988 vs Dallas
7-Game Series	45.0	Dikembe Mutombo, 1994 vs Utah

FIELD GOALS

3-Game Series	38	David Thompson, 1979 vs L.A. Lakers
4-Game Series	42	Alex English, 1986 vs Portland
5-Game Series	60	Alex English, 1984 vs Utah
6-Game Series	68	Alex English, 1986 vs Houston
7-Game Series	74	David Thompson, 1978 vs Milwaukee

FIELD GOALS ATTEMPTED

3-Game Series	69	David Thompson, 1979 vs L.A. Lakers
4-Game Series	89	Alex English, 1986 vs Portland
5-Game Series	114	Allen Iverson, 2007 vs San Antonio
6-Game Series	141	Alex English, 1986 vs Houston
7-Game Series	159	David Thompson, 1978 vs Milwaukee

FIELD GOAL PERCENTAGE

3-Game Series	.706	Danny Schayes (12-17), 1987 vs L.A. Lakers
4-Game Series	.565	Elston Turner (13-23), 1986 vs Portland
5-Game Series	.750	Chris Andersen (12-16), 2009 vs New Orleans
6-Game Series	.679	Danny Schayes (36-53), 1988 vs Dallas
7-Game Series	.692	Robert Smith (9-13), 1978 vs Milwaukee

THREE-POINT FIELD GOALS

3-Game Series	10	Michael Adams, 1989 vs Phoenix
4-Game Series	7	J.R. Smith, 2008 vs L.A. Lakers
5-Game Series	19	Chauncey Billups, 2009 vs New Orleans
6-Game Series	14	Twice, last by Iguodala, 2013 vs GSW
7-Game Series	10	Twice, last by Al Harrington, 2012 vs LAL

THREE-POINT FIELD GOALS ATTEMPTED

3-Game Series	22	Michael Adams, 1989 vs Phoenix
4-Game Series	22	J.R. Smith, 2008 vs L.A. Lakers
5-Game Series	33	J.R. Smith, 2009 vs New Orleans
6-Game Series	47	J.R. Smith, 2009 vs L.A. Lakers
7-Game Series	35	Al Harrington, 2012 vs L.A. Lakers

THREE-POINT FIELD GOAL PERCENTAGE

3-Game Series	.667	Fat Lever (2-3), 1989 vs Phoenix
4-Game Series	1.000	Fat Lever (2-2), 1986 vs Portland
5-Game Series	.667	Rob Williams (2-3), 1983 vs San Antonio
6-Game Series	1.000	Fat Lever (2-2), 1988 vs Dallas
7-Game Series	.500	LaPhonso Ellis (1-2), 1994 vs Utah





SERIES RECORDS

INDIVIDUAL SERIES RECORDS (CONT.)

FREE THROWS

3-Game Series	25	David Thompson, 1979 vs L.A. Lakers
4-Game Series	26	Calvin Natt, 1986 vs Portland
5-Game Series	40	Danny Schayes, 1987 vs Seattle
6-Game Series	62	Carmelo Anthony, 2009 vs L.A. Lakers
7-Game Series	37	David Thompson, 1978 vs Milwaukee

FREE THROWS ATTEMPTED

3-Game Series	31	David Thompson, 1979 vs L.A. Lakers
4-Game Series	33	Allen Iverson, 2008 vs L.A. Lakers
5-Game Series	52	Carmelo Anthony, 2006 vs L.A. Clippers
6-Game Series	75	Carmelo Anthony, 2009 vs L.A. Lakers
7-Game Series	47	David Thompson, 1978 vs Milwaukee

FREE THROWS WITHOUT A MISS

3-Game Series	18	Kiki Vandeweghe, 1982 vs Phoenix
4-Game Series	3	Nenê, 2008 vs L.A. Lakers
4-Game Series	3	Wayne Cooper, 1986 vs Portland
5-Game Series	9	Mahmoud Abdul-Rauf, 1994 vs Seattle
6-Game Series	8	Mack Calvin, 1978 vs Seattle
7-Game Series	3	Darnell Hillman, 1978 vs Milwaukee

POINTS

3-Game Series	84	David Thompson, 1979 vs L.A. Lakers
4-Game Series	98	Allen Iverson, 2008 vs L.A. Lakers
4-Game Series	98	Alex English, 1986 vs Portland
5-Game Series	153	Alex English, 1985 vs Seattle
6-Game Series	184	Carmelo Anthony, 2010 vs Utah
7-Game Series	187	David Thompson, 1978 vs Milwaukee

AVERAGE POINTS PER GAME

3-Game Series	28.0	David Thompson, 1979 vs L.A. Lakers
4-Game Series	24.5	Allen Iverson, 2008 vs L.A. Lakers
4-Game Series	24.5	Alex English, 1986 vs Portland
5-Game Series	30.6	Alex English, 1985 vs Utah
6-Game Series	30.7	Carmelo Anthony, 2010 vs Utah
7-Game Series	26.7	David Thompson, 1978 vs Milwaukee

OFFENSIVE REBOUNDS

3-Game Series	14	Tom Boswell, 1979 vs L.A. Lakers
4-Game Series	19	Carmelo Anthony, 2008 vs L.A. Lakers
5-Game Series	22	Nenê, 2007 vs San Antonio
6-Game Series	20	Danny Schayes, 1986 vs Houston
7-Game Series	26	Dikembe Mutombo, 1994 vs Utah

DEFENSIVE REBOUNDS

3-Game Series	21	Fat Lever, 1990 vs San Antonio
3-Game Series	21	Dan Issel, 1979 vs L.A. Lakers
4-Game Series	42	Marcus Camby, 2008 vs L.A. Lakers
5-Game Series	62	Marcus Camby, 2007 vs San Antonio
6-Game Series	40	Dan Issel, 1977 vs Portland
7-Game Series	53	Dikembe Mutombo, 1994 vs Utah

TOTAL REBOUNDS

3-Game Series	32	Fat Lever, 1990 vs San Antonio
4-Game Series	53	Marcus Camby, 2008 vs L.A. Lakers
5-Game Series	74	Marcus Camby, 2007 vs San Antonio
6-Game Series	58	Dan Issel, 1977 vs Portland
7-Game Series	82	Dikembe Mutombo, 1994 vs Utah



INDIVIDUAL SERIES RECORDS (CONT.)

AVERAGE REBOUNDS PER GAME

3-Game Series	10.3	Fat Lever, 1990 vs San Antonio
4-Game Series	13.3	Marcus Camby, 2008 vs L.A. Lakers
5-Game Series	14.8	Marcus Camby, 2007 vs San Antonio
6-Game Series	10.6	Fat Lever, 1988 vs Dallas
7-Game Series	11.7	Dikembe Mutombo, 1994 vs Utah

ASSISTS

3-Game Series	22	Fat Lever, 1987 vs L.A. Lakers
4-Game Series	28	Alex English, 1986 vs Portland
5-Game Series	47	Fat Lever, 1985 vs San Antonio
6-Game Series	48	Ty Lawson, 2013 vs. Golden State
7-Game Series	42	Ty Lawson, 2012 vs L.A. Lakers
		Andre Miller, 2012 vs. L.A. Lakers

ASSISTS PER GAME

3-Game Series	7.3	Fat Lever, 1987 vs L.A. Lakers
4-Game Series	7.0	Alex English, 1986 vs Portland
5-Game Series	10.3	Fat Lever, 1985 vs Utah
6-Game Series	8.3	Fat Lever, 1988 vs Dallas
7-Game Series	6.0	Ty Lawson, 2012 vs. L.A. Lakers
		Andre Miller, 2012 vs. L.A. Lakers

BLOCKED SHOTS

3-Game Series	7	Dikembe Mutombo, 1995 vs San Antonio
4-Game Series	12	Marcus Camby, 2008 vs L.A. Lakers
4-Game Series	12	Danny Schayes, 1986 vs Portland
5-Game Series	31	Dikembe Mutombo, 1994 vs Seattle
6-Game Series	15	Chris Andersen, 2009 vs L.A. Lakers
7-Game Series	38	Dikembe Mutombo, 1994 vs Utah

AVERAGE BLOCKED SHOTS PER GAME

3-Game Series	2.33	Dikembe Mutombo, 1995 vs San Antonio
4-Game Series	3.00	Marcus Camby, 2008 vs L.A. Lakers
4-Game Series	3.00	Danny Schayes, 1986 vs Portland
5-Game Series	6.20	Dikembe Mutombo, 1994 vs Seattle
6-Game Series	2.50	Chris Andersen, 2009 vs L.A. Lakers
7-Game Series	5.43	Dikembe Mutombo, 1994 vs Utah

STEALS

3-Game Series	14	Alex English, 1989 vs Phoenix
4-Game Series	11	T.R. Dunn, 1986 vs Portland
5-Game Series	14	Fat Lever, 1985 vs San Antonio
6-Game Series	17	Bobby Jones, 1977 vs Portland
7-Game Series	12	Bobby Jones, 1978 vs Milwaukee

AVERAGE STEALS PER GAME

3-Game Series	4.67	Alex English, 1989 vs Phoenix
4-Game Series	2.75	T.R. Dunn, 1986 vs Portland
5-Game Series	2.80	Fat Lever, 1985 vs San Antonio
6-Game Series	2.83	Bobby Jones, 1977 vs Portland
7-Game Series	1.71	Bobby Jones, 1978 vs Milwaukee

TURNOVERS

3-Game Series	10	Bison Dele, 1995 vs San Antonio
4-Game Series	16	Alex English, 1986 vs Portland
5-Game Series	20	Mike Evans, 1985 vs LA Lakers
6-Game Series	21	Carmelo Anthony, 2010 vs Utah
7-Game Series	29	Robert Pack, 1994 vs Utah



SERIES RECORDS

INDIVIDUAL SERIES RECORDS (CONT.)

PERSONAL FOULS

3-Game Series	15	Three times, last Dikembe Mutombo, 1995 vs San Antonio
4-Game Series	20	Kenyon Martin, 2008 vs L.A. Lakers
5-Game Series	24	Carmelo Anthony, 2009 vs Dallas
6-Game Series	30	Bobby Wilkerson, 1978 vs Seattle
7-Game Series	32	Anthony Roberts, 1978 vs Milwaukee

DISQUALIFICATIONS

3-Game Series	1	Four times, last Bison Dele & Dikembe Mutombo, 1995 vs San Antonio
4-Game Series	2	Kenyon Martin, 2008 vs L.A. Lakers
5-Game Series	2	Andre Miller, 2005 vs San Antonio
6-Game Series	2	Nenê, 2009 vs L.A. Lakers
6-Game Series	2	Wayne Cooper, 1986 vs Houston
7-Game Series	2	LaPhonso Ellis, 1994 vs Utah
7-Game Series	2	Anthony Roberts, 1978 vs Milwaukee





INDIVIDUAL SINGLE GAME

	PLAYER	OPPONENT	DATE
POINTS			
49	Kobe Bryant	at LAL	4/23/08
MINUTES			
53	Rodney McCray	HOU	5/8/86
FIELD GOALS MADE			
18	Twice, last by Kobe Bryant	at LAL	4/23/08
FIELD GOALS ATTEMPTED			
32	Kobe Bryant	at LAL	5/8/12
MOST FIELD GOALS MADE, NO MISSES			
5	Felton Spencer	at UTA	5/10/94
THREE-POINT FIELD GOALS MADE			
8	Michael Finley	at SA	5/2/07
THREE-POINT FIELD GOALS ATTEMPTED			
11	Three times, last by Stephen Curry	GSW	4/28/13
MOST THREE-POINT FIELD GOALS MADE, NO MISSES			
4	Brent Barry	at SA	4/27/05
FREE THROWS MADE			
18	Kevin Johnson	at PHX	4/30/89
FREE THROWS ATTEMPTED			
19	Three times, last by Kevin Johnson	at PHX	4/30/89
MOST FREE THROWS MADE, NO MISSES			
15	Adrian Dantley	UTA	4/24/84
OFFENSIVE REBOUNDS			
11	Pau Gasol	at LAL	5/12/12
DEFENSIVE REBOUNDS			
20	Kevin Garnett	at MIN	4/21/04
TOTAL REBOUNDS			
22	Kevin Garnett	at MIN	4/21/04
ASSISTS			
20	Johnny Moore	at SA	4/27/83
STEALS			
6	Hakeem Olajuwon	at HOU	4/26/86
BLOCKED SHOTS			
10	Andrew Bynum	at LAL	4/29/12

TEAM SINGLE GAME

	TEAM	DATE
MINUTES PLAYED		
290	Twice, last at UTA	5/17/94
POINTS		
153	at LAL	5/22/85
FIELD GOALS MADE		
67	Twice, last by LAL	5/22/85
FIELD GOALS ATTEMPTED		
124	at SA	5/4/83
FIELD GOAL PERCENTAGE		
.660	at MIL (64-97)	4/23/78
THREE-POINT FIELD GOALS MADE		
14	GSW	4/23/13
THREE-POINT FIELD GOALS ATTEMPTED		
34	DAL	5/13/09
MOST THREE-POINT FIELD GOALS MADE, NO MISSES		
4	at LAL	4/11/85
FREE THROWS MADE		
49	at LAL	4/25/87
FREE THROWS ATTEMPTED		
62	SEA	5/5/78
FREE THROW PERCENTAGE		
1.000	LAL (24-24)	5/29/09
OFFENSIVE REBOUNDS		
26	PHX	4/20/82
DEFENSIVE REBOUNDS		
56	at SA	5/4/83
TOTAL REBOUNDS		
75	at SA	5/4/83
ASSISTS		
51	at SA	5/4/83
TURNOVERS		
29	POR	4/22/77
STEALS		
17	at PHX	4/19/83
PERSONAL FOULS		
38	at UTA	5/17/94
BLOCKED SHOTS		
15	at LAL	4/29/12





OPPONENT SERIES RECORDS

INDIVIDUAL OPPONENTS SERIES RECORDS

MINUTES PLAYED

3-Game Series	127	Tom Chambers, 1989 for Phoenix
4-Game Series	160	Pau Gasol, 2008 for L.A. Lakers
5-Game Series	208	Kevin Durant, 2011 for Oklahoma City
		Dirk Nowitzki, 2009 for Dallas
6-Game Series	257	Dennis Johnson, 1978 for Seattle
7-Game Series	320	Karl Malone, 1994 for Utah

AVERAGE MINUTES PER GAME

3-Game Series	42.3	Tom Chambers, 1989 for Phoenix
4-Game Series	40.0	Pau Gasol, 2008 for L.A. Lakers
5-Game Series	41.6	Kevin Durant, 2011 for Oklahoma City
		Dirk Nowitzki, 2009 for Dallas
6-Game Series	42.8	Dennis Johnson, 1978 for Seattle
7-Game Series	45.7	Karl Malone, 1994 for Utah

FIELD GOALS

3-Game Series	32	Kareem Abdul-Jabbar, 1979 for L.A. Lakers
3-Game Series	32	David Robinson, 1990 for San Antonio
4-Game Series	48	Kobe Bryant, 2008 for L.A. Lakers
5-Game Series	62	George Gervin, 1983 for San Antonio
6-Game Series	70	Hakeem Olajuwon, 1986 for Houston
7-Game Series	77	Kobe Bryant, 2012 for L.A. Lakers

FIELD GOALS ATTEMPTED

3-Game Series	69	Walter Davis, 1983 for Phoenix
4-Game Series	96	Kobe Bryant, 2008 for L.A. Lakers
5-Game Series	103	Dirk Nowitzki, 2009 for Dallas
6-Game Series	131	Kobe Bryant, 2009 for L.A. Lakers
7-Game Series	172	Kobe Bryant, 2012 for L.A. Lakers

FIELD GOAL PERCENTAGE

3-Game Series	.750	Mark West (6-8), 1989 for Phoenix
4-Game Series	.710	Luke Walton (22-31), 2008 for L.A. Lakers
5-Game Series	.660	George Gervin (62-94), 1983 for San Antonio
6-Game Series	.650	Brad Davis (13-20), 1987 for Dallas
7-Game Series	.656	Alex English (42-64), 1978 for Milwaukee

THREE-POINT FIELD GOALS

3-Game Series	7	Michael Cooper, 1987 for L.A. Lakers
4-Game Series	10	Kobe Bryant, 2008 for L.A. Lakers
5-Game Series	19	Michael Finley, 2007 for San Antonio
6-Game Series	23	Stephen Curry, 2013 for Golden State
7-Game Series	15	Kobe Bryant, 2012 for L.A. Lakers

THREE-POINT FIELD GOALS ATTEMPTED

3-Game Series	11	Michael Cooper, 1987 for L.A. Lakers
4-Game Series	30	Kobe Bryant, 2008 for L.A. Lakers
4-Game Series	6	Terry Porter, 1986 for Portland
5-Game Series	37	Kevin Durant, 2011 for Oklahoma City
6-Game Series	52	Stephen Curry, 2013 for Golden State
7-Game Series	42	Kobe Bryant, 2012 for L.A. Lakers

THREE-POINT FIELD GOAL PERCENTAGE

3-Game Series	1.000	Walter Davis (1-1), 1982 for Phoenix
4-Game Series	.800	Luke Walton (4-5), 2008 for L.A. Lakers
5-Game Series	.800	Johnny Moore (4-5), 1983 for San Antonio
6-Game Series	.667	Ronnie Price (2-3), 2010 for Utah
7-Game Series	.444	Jeff Hornacek (8-18), 1994 for Utah



INDIVIDUAL OPPONENTS SERIES RECORDS (CONT.)

FREE THROWS

3-Game Series	43	Kevin Johnson, 1989 for Phoenix
4-Game Series	32	Kiki Vandeweghe, 1986 for Portland
5-Game Series	57	Dirk Nowitzki, 2009 for Dallas
6-Game Series	67	Kobe Bryant, 2009 for L.A. Lakers
7-Game Series	43	Karl Malone, 1994 for Utah

FREE THROWS ATTEMPTED

3-Game Series	46	Kevin Johnson, 1989 for Phoenix
4-Game Series	33	Kobe Bryant, 2008 for L.A. Lakers
5-Game Series	66	Adrian Dantley, 1984 for Utah
6-Game Series	72	Kobe Bryant, 2009 for L.A. Lakers
7-Game Series	60	Karl Malone, 1994 for Utah

FREE THROW PERCENTAGE

3-Game Series	1.000	Kurt Rambis (8-8), 1987 for L.A. Lakers
4-Game Series	1.000	Kiki Vandeweghe (32-32), 1986 for Portland
5-Game Series	1.000	Four times, last Rasul Butler (9-9) & Devin Brown (2-2), 2009 for New Orleans
6-Game Series	1.000	Stephen Curry (21-21), 2013 for Golden St.
7-Game Series	.970	Jeff Hornacek (32-33), 1994 for Utah

POINTS

3-Game Series	92	Kevin Johnson, 1989 for Phoenix
4-Game Series	134	Kobe Bryant, 2008 for L.A. Lakers
5-Game Series	172	Dirk Nowitzki, 2009 for Dallas
6-Game Series	204	Kobe Bryant, 2009 for L.A. Lakers
7-Game Series	204	Kobe Bryant, 2012 for L.A. Lakers

AVERAGE POINTS PER GAME

3-Game Series	30.7	Kevin Johnson, 1989 for Phoenix
4-Game Series	33.5	Kobe Bryant, 2008 for L.A. Lakers
5-Game Series	34.4	Dirk Nowitzki, 2009 for Dallas
6-Game Series	34.0	Kobe Bryant, 2009 for L.A. Lakers
7-Game Series	29.1	Kobe Bryant, 2012 for L.A. Lakers

OFFENSIVE REBOUNDS

3-Game Series	16	Dennis Rodman, 1995 for San Antonio
4-Game Series	13	Lamar Odom, 2008 for L.A. Lakers
5-Game Series	21	Nazr Mohammed, 2005 for San Antonio
6-Game Series	30	Hakeem Olajuwon, 1986 for Houston
7-Game Series	30	Andrew Bynum, 2012 for L.A. Lakers

DEFENSIVE REBOUNDS

3-Game Series	41	Tom Chambers, 1989 for Phoenix
4-Game Series	44	Kenny Carr, 1986 for Portland
5-Game Series	51	Artis Gilmore, 1983 for San Antonio
6-Game Series	68	Bill Walton, 1977 for Portland
7-Game Series	66	Karl Malone, 1994 for Utah

TOTAL REBOUNDS

3-Game Series	46	Tom Chambers, 1989 for Phoenix
4-Game Series	53	Kenny Carr, 1986 for Portland
5-Game Series	61	Artis Gilmore, 1983 for San Antonio
6-Game Series	85	Roy Tarpley, 1987 for Dallas
7-Game Series	86	Andrew Bynum, 2012 for L.A. Lakers
		Karl Malone, 1994 for Utah



OPPONENT SERIES RECORDS

INDIVIDUAL OPPONENTS SERIES RECORDS (CONT.)

AVERAGE REBOUNDS PER GAME

3-Game Series	15.3	Tom Chambers, 1989 for Phoenix
4-Game Series	13.3	Kenny Carr, 1986 for Portland
5-Game Series	12.2	Artis Gilmore, 1983 for San Antonio
6-Game Series	14.2	Roy Tarpley, 1987 for Dallas
7-Game Series	12.3	Andrew Bynum, 2012 for L.A. Lakers Karl Malone, 1994 for Utah

ASSISTS

3-Game Series	47	Kevin Johnson, 1989 for Phoenix
4-Game Series	25	Kobe Bryant, 2008 for L.A. Lakers
5-Game Series	78	Magic Johnson, 1985 for L.A. Lakers
6-Game Series	67	Deron Williams, 2010 for Utah
7-Game Series	67	John Stockton, 1994 for Utah

ASSISTS PER GAME

3-Game Series	15.7	Kevin Johnson, 1989 for Phoenix
4-Game Series	6.3	Kobe Bryant, 2008 for L.A. Lakers
5-Game Series	15.6	Magic Johnson, 1985 for L.A. Lakers
6-Game Series	11.2	Deron Williams, 2010 for Utah
7-Game Series	9.6	John Stockton, 1994 for Utah

BLOCKED SHOTS

3-Game Series	15	Kareem Abdul-Jabbar, 1979 for L.A. Lakers
4-Game Series	11	Pau Gasol, 2008 for L.A. Lakers
5-Game Series	24	Serge Ibaka, 2011 for Oklahoma City
6-Game Series	21	Hakeem Olajuwon, 1986 for Houston
7-Game Series	28	Andrew Bynum, 2012 for L.A. Lakers

AVERAGE BLOCKS PER GAME

3-Game Series	5.00	Kareem Abdul-Jabbar, 1979 for LA Lakers
4-Game Series	2.75	Pau Gasol, 2008 for L.A. Lakers
5-Game Series	4.80	Serge Ibaka, 2011 for Oklahoma City
6-Game Series	3.50	Hakeem Olajuwon, 1986 for Houston
7-Game Series	4.00	Andrew Bynum, 2012 for L.A. Lakers

STEALS

3-Game Series	7	Three times, last Avery Johnson, 1995 for San Antonio
4-Game Series	6	Four times, last Kobe Bryant, Derek Fisher & Lamar Odom, 2008 for L.A. Lakers
5-Game Series	15	Johnny Moore, 1983 for San Antonio
6-Game Series	13	Twice, last Stephen Curry, 2013 for GS
7-Game Series	14	Karl Malone, 1994 for Utah

AVERAGE STEALS PER GAME

3-Game Series	2.33	Three times, last Avery Johnson, 1995 for San Antonio
4-Game Series	1.50	Four times, last Kobe Bryant, Derek Fisher & Lamar Odom, 2008 for L.A. Lakers
5-Game Series	3.00	Johnny Moore, 1983 for San Antonio
6-Game Series	2.17	Twice, last Stephen Curry, 2013 for GS
7-Game Series	2.00	Karl Malone, 1994 for Utah





INDIVIDUAL OPPONENTS SERIES RECORDS (CONT.)

TURNOVERS


3-Game Series	13	Dennis Johnson, 1982 for Phoenix
4-Game Series	19	Clyde Drexler, 1986 for Portland
5-Game Series	24	Chris Paul, 2009 for New Orleans
6-Game Series	28	Ralph Sampson, 1986 for Houston
7-Game Series	23	Kobe Bryant, 2012 for L.A. Lakers

PERSONAL FOULS

3-Game Series	15	Alvan Adams, 1983 for Phoenix
3-Game Series	15	Larry Nance, 1983 for Phoenix
4-Game Series	18	Kenny Carr, 1986 for Portland
5-Game Series	24	Tom Chambers, 1984 for Seattle
6-Game Series	31	Bob Gross, 1977 for Portland
7-Game Series	34	Karl Malone, 1994 for Utah

DISQUALIFICATIONS

3-Game Series	1	Larry Nance, 1982 for Phoenix
3-Game Series	1	Larry Nance, 1983 for Phoenix
4-Game Series	1	Three times, last Clyde Drexler, Kenny Carr & Jim Paxson, 1986 for Portland
5-Game Series	1	13 times, last Erick Dampier, 2009 for Dallas
6-Game Series	3	Hakeem Olajuwon, 1986 for Houston
6-Game Series	3	Bob Gross, 1977 for Portland
7-Game Series	2	Karl Malone, 1994 for Utah





ALL-TIME PLAYOFF SCORING LEADERS

PLAYOFF RECORDS

NUGGETS ALL-TIME PLAYOFF SCORING LEADERS

PLAYER	SP	GP	MIN	FGM	FGA	PCT	3FGM	FTM	FTA	PCT	OFF	DEF	REB	AST	PF	DQ	ST	BS	PTS	AVG
1. English	9	59	2,219	620	1,250	.496	0	300	345	.869	150	179	329	280	168	2	124	22	1,540	26.1
2. Issel+	8	66	2,069	513	1,037	.495	2	267	325	.822	159	390	549	177	219	1	114	33	1,295	19.6
3. Anthony	7	45	1,738	378	892	.424	43	305	373	.818	110	208	318	134	166	5	59	16	1,104	24.5
4. Thompson+	5	38	1,414	367	751	.489	2	202	256	.789	74	124	198	133	130	1	109	31	938	24.7
5. Simpson+	5	51	1,546	365	826	.442	4	202	249	.811	62	138	200	223	124	1	167	10	936	18.4
6. Beck+	8	66	1,790	346	737	.469	2	154	188	.819	174	312	486	82	220	1	10	4	848	12.8
7. B. Jones+	4	45	1,436	240	436	.550	0	105	144	.729	123	237	360	153	169	2	61	55	585	13.0
8. Lever	6	36	1,232	210	476	.441	16	112	137	.817	72	175	247	242	99	0	78	9	528	14.7
9. Natt	2	25	801	197	380	.518	1	118	148	.797	48	130	178	85	60	0	10	8	513	20.5
10. L. Jones*	3	20	858	173	361	.479	8	148	185	.800	-	-	122	112	67	0	-	-	502	25.1
11. Evans	6	52	1,021	189	460	.411	42	70	85	.824	20	82	102	152	116	0	43	6	490	9.4
12. Schayes	7	48	1,082	157	285	.551	0	141	173	.815	94	189	283	60	164	2	18	42	455	9.5
13. Billups	2	22	826	127	280	.454	55	143	159	.899	6	69	75	147	62	1	26	7	452	20.5
14. Haywood*	1	12	568	185	362	.511	1	69	83	.831	79	158	237	39	31	0	-	-	440	36.7
15. Robisch+	4	28	848	164	381	.430	0	104	138	.754	92	159	251	46	79	1	14	10	432	15.4
16. Vandeweghe	3	16	606	161	299	.538	2	85	96	.885	16	77	93	61	37	1	15	16	409	25.6
17. Nenê	7	44	1,299	170	320	.531	0	133	211	.630	99	185	284	91	166	5	43	24	473	10.8
18. J.R. Smith	5	35	820	148	332	.446	63	83	118	.703	22	78	100	69	94	1	34	7	442	12.6
19. A. Miller	5	28	894	156	357	.437	11	80	102	.784	57	73	130	143	77	3	34	3	403	14.4
20. Hanzlik	8	54	1,124	138	320	.431	5	107	140	.764	54	96	150	147	183	4	43	24	388	7.2
21. Ty Lawson	4	24	763	145	305	.475	22	74	94	.787	20	43	63	125	52	0	28	2	386	16.1
22. Calvin+	3	31	691	114	245	.465	3	129	140	.921	10	48	58	102	74	0	31	1	360	11.6
23. Rasmussen	5	29	632	140	316	.443	0	65	81	.802	68	112	180	25	84	1	10	27	345	11.9
24. K. Martin	6	38	1,208	169	356	.475	1	60	95	.632	70	176	246	62	152	6	42	32	399	10.5
25. Hammond*	3	24	739	140	272	.515	0	63	93	.677	-	-	157	46	92	3	-	-	343	26.4
26. Green*	1	13	487	112	226	.496	0	53	60	.883	54	67	121	14	51	x	10	21	277	21.3
27. Cooper	5	40	656	110	246	.447	0	49	66	.742	71	125	196	37	121	2	14	52	269	6.7
28. A. Roberts	3	16	480	99	232	.427	0	47	61	.770	50	71	121	36	66	3	13	7	245	15.3
29. Dunn	8	58	1,444	97	214	.453	0	44	64	.688	119	168	287	92	156	0	83	13	238	4.1
30. Adams	3	16	586	75	200	.375	33	50	57	.877	14	45	59	91	35	0	25	2	233	14.6

* ABA

+ ABA and NBA combined



GAMES

1. Alex English	59
2. T.R. Dunn	58
3. Bill Hanzlik	54
4. Dan Issel	53
5. Mike Evans	52

POINTS

1. Alex English	1,540
2. Dan Issel	1,029
3. Carmelo Anthony	1,104
4. David Thompson	595
5. Fat Lever	528

FIELD GOALS MADE

1. Alex English	620
2. Dan Issel	402
3. Carmelo Anthony	378
4. David Thompson	240
5. Fat Lever	200

FIELD GOALS ATTEMPTED

1. Alex English	1,250
2. Carmelo Anthony	892
3. Dan Issel	811
4. David Thompson	514
5. Fat Lever	476

FIELD GOAL PERCENTAGE

1. Chris Andersen	.575 (46-80)
2. Billy McKinney	.575 (42-73)
3. Bison Dele	.553 (52-94)
4. Dan Schayes	.551 (157-285)
5. Nenê	.540 (148-274)

3-POINT FIELD GOALS

1. J.R. Smith	63
2. Chauncey Billups	55
3. Carmelo Anthony	43
4. Mike Evans	42
5. Michael Adams	33

3-POINT FG ATTEMPTS

1. J.R. Smith	192
2. Mike Evans	149
3. Carmelo Anthony	127
4. Chauncey Billups	125
5. Michael Adams	96

FREE THROWS MADE

1. Carmelo Anthony	305
2. Alex English	300
3. Dan Issel	223
4. Dan Schayes	141
5. Nenê	133

FREE THROWS ATTEMPTED

1. Carmelo Anthony	373
2. Alex English	345
3. Dan Issel	269
4. Nenê	211
5. Dan Schayes	175

FREE THROW PERCENTAGE

1. Walter Davis	1.000 (21-21)
2. Mahmoud Abdul-Rauf	.956 (43-45)
3. Chauncey Billups	.899 (143-159)
4. Kiki Vandeweghe	.885 (85-96)
5. Mack Calvin	.879 (51-58)

OFFENSIVE REBOUNDS

1. Alex English	150
2. T.R. Dunn	119
3. Dan Issel	111
4. Carmelo Anthony	110
5. Nenê	99

DEFENSIVE REBOUNDS

1. Dan Issel	282
2. Marcus Camby	241
3. Carmelo Anthony	208
4. Dan Schayes	189
5. Nenê	785

TOTAL REBOUNDS

1. Dan Issel	393
2. Alex English	329
3. Carmelo Anthony	318
4. Marcus Camby	295
5. T.R. Dunn	287

ASSISTS

1. Alex English	280
2. Fat Lever	257
3. Mike Evans	152
4. Chauncey Billups	147
5. Bill Hanzlik	147

BLOCKED SHOTS

1. Dikembe Mutombo	76
2. Marcus Camby	65
3. Wayne Cooper	52
4. Dan Schayes	42
5. Chris Andersen	40

STEALS

1. T.R. Dunn	83
2. Fat Lever	78
3. Carmelo Anthony	59
4. Mike Evans	43
4. Bill Hanzlik	43
4. Nenê	43



ALL-TIME NBA PLAYOFF STATISTICS

PLAYOFF RECORDS

1977 (Won 2, Lost 4)

Player	GP/GS	MIN	FG	FGA	PCT	FT	FTA	PCT	OFF	DEF	REB	AST	PF	DQ	STL	BS	PTS	AVG
Thompson	6-6	237	56	121	.463	36	53	.679	13	18	31	24	22	1	9	4	148	24.7
Issel	6-6	222	49	96	.510	34	45	.756	18	40	58	17	20	0	5	4	132	22.0
Jones	6-6	187	31	64	.484	10	17	.588	11	24	35	21	25	1	17	14	72	12.0
Calvin	6-2	112	19	40	.475	24	29	.828	1	8	9	13	13	0	1	0	62	10.3
Wise	6-0	106	14	41	.341	17	25	.680	6	22	28	3	16	0	1	1	45	7.5
McClain	6-4	170	19	46	.413	6	8	.750	5	9	14	27	12	0	10	2	44	7.3
Price	6-2	159	19	53	.358	5	8	.625	6	18	24	25	18	0	12	1	43	7.2
Silas	6-4	141	14	33	.424	13	24	.542	16	24	40	16	23	1	2	4	41	6.8
Webster	6-0	96	13	26	.500	4	6	.667	14	26	40	31	20	2	1	1	30	5.0
Towse	1-0	6	2	3	.667	0	0	.000	0	0	1	0	0	0	0	0	4	4.0
Beck	5-0	29	3	9	.333	2	2	1.000	2	4	6	1	5	0	0	0	8	1.6
Taylor	1-0	1	0	0	.000	0	0	.000	0	0	0	0	0	0	0	0	0	0.0
NUGGETS	6	1465	239	532	.449	151	217	.696	92	193	285	151	166	3	58	41	629	104.8
OPPONENTS	6	1465	259	533	.486	121	162	.747	77	191	268	158	168	7	53	41	639	106.5

1978 (Won 6, Lost 7)

Player	GP/GS	MIN	FG	FGA	PCT	FT	FTA	PCT	OFF	DEF	REB	AST	PF	DQ	STL	TO	BS	PTS	AVG
Thompson	13-13	481	131	291	.450	66	80	.825	18	35	53	52	34	0	9	39	21	328	25.2
Issel	13-13	460	103	212	.486	56	65	.862	41	93	134	53	43	1	7	39	3	262	20.2
Roberts	13-13	400	86	199	.432	40	50	.800	45	63	108	30	57	3	11	27	7	212	16.3
Jones	13-13	390	66	116	.569	34	46	.739	36	66	102	35	42	1	16	24	9	166	12.8
Wilkerson	13-13	426	47	127	.370	26	42	.619	20	51	71	78	55	2	19	25	4	120	9.2
Simpson	13-0	225	43	95	.453	16	23	.696	5	14	19	38	20	0	4	21	2	102	7.8
Hillman	13-0	260	31	79	.392	11	15	.733	25	55	80	18	49	1	6	24	7	73	5.6
Calvin	12-0	135	19	42	.452	27	29	.931	3	5	8	21	11	0	7	11	0	65	5.4
Ellis	12-0	170	17	40	.425	12	15	.800	15	28	43	8	25	0	6	14	8	46	3.8
Smith	11-0	96	17	26	.654	5	7	.714	5	4	9	17	13	0	6	8	0	39	3.5
LaGarde	9-0	77	10	19	.526	5	7	.714	9	9	18	7	12	0	0	9	2	25	2.8
NUGGETS	13	3120	570	1246	.457	298	379	.786	222	423	645	357	361	8	91	242	63	1438	110.6
OPPONENTS	13	3120	581	1220	.476	315	439	.718	205	380	585	362	430	2	115	205	97	1477	113.6

1979 (Won 1, Lost 2)

Player	GP/GS	MIN	FG	FGA	PCT	FT	FTA	PCT	OFF	DEF	REB	AST	PF	DQ	STL	TO	BS	PTS	AVG
Thompson	3-3	122	38	69	.551	8	11	.727	7	14	21	12	12	0	12	4	1	84	28.0
Issel	3-3	109	24	45	.533	25	31	.806	7	21	28	10	15	0	9	0	1	73	24.3
Boswell	3-3	120	21	35	.600	10	13	.769	14	13	27	16	10	0	6	3	5	52	17.3
Scott	3-3	104	20	42	.476	8	14	.571	2	12	14	10	11	0	10	2	2	48	16.0
Roberts	3-0	80	13	33	.394	7	11	.636	5	8	13	6	9	0	3	2	1	33	11.0
Wilkerson	3-3	101	14	34	.412	1	3	.333	7	19	26	15	7	0	6	3	0	29	9.7
Ellis	3-0	24	2	6	.333	2	2	1.000	1	3	4	1	2	0	0	2	1	6	2.0
Hughes	3-0	35	1	2	.500	1	2	.500	3	8	11	0	8	0	3	2	0	3	1.0
Smith	3-0	25	0	7	.000	2	2	1.000	1	1	2	4	2	0	2	2	0	2	0.7
NUGGETS	3	720	133	273	.487	64	89	.719	47	99	146	74	76	0	51	20	11	330	110.0
OPPONENTS	3	720	138	267	.517	62	80	.775	29	95	124	87	76	0	44	23	18	338	112.7

1982 (Won 1, Lost 2)

Player	GP-GS	MIN	FIELD GOALS		3-POINT FG		FREE THROWS		OFF/DEF	REB	AST	PF	DQ	STL	TO	BS	PTS	AVG
			FG/FGA	PCT	FG/FGA	PCT	FT-FTA	PCT										
Issel	3/3	103	32/60	.533	0/0	.000	12/12	1.000	8/13	21	5	10	0	3	7	1	76	25.3
Vandeweghe	3/3	109	25/43	.581	0/0	.000	18/18	1.000	4/14	18	9	7	0	2	6	4	68	22.7
English	3/3	118	26/55	.473	0/0	.000	6/7	.857	8/15	23	17	6	0	3	4	3	58	19.3
McKinney	3/3	91	16/27	.593	0/1	.000	10/12	.833	2/4	6	10	9	0	3	5	0	42	14.0
Thompson	3/0	66	15/33	.455	1/3	.333	4/7	.571	4/6	10	6	8	0	1	8	0	35	11.7
Higgs	3/0	54	8/21	.381	0/2	.000	7/12	.583	1/2	3	6	12	0	3	5	0	23	7.7
Dunn	3/3	81	6/13	.462	0/0	.000	7/8	.875	10/8	18	10	11	0	8	5	1	19	6.3
Hordges	3/0	45	8/19	.421	0/1	.000	3/4	.750	2/11	13	2	4	0	1	4	0	19	6.3
Gondrezick	3/0	51	8/20	.400	0/1	.000	2/3	.667	3/5	8	9	8	0	2	0	1	18	6.0
Ray	1/0	2	0/0	.000	0/0	.000	0/0	.000	0/0	0	0	1	0	0	0	1	0	0.0
NUGGETS	3	720	144/291	.495	1/8	.125	69/83	.831	42/78	120	74	76	0	26	44	11	358	119.3
OPPONENTS	3	720	153/286	.535	2/6	.333	55/77	.714	48/93	141	89	80	1	26	53	28	363	121.0

ALL-TIME NBA PLAYOFF STATISTICS



1983 (Won 3, Lost 5)

Player	GP-GS	MIN	FIELD GOALS		3-POINT FG		FREE THROWS		OFF/DEF	REB	AST	PF	DQ	STL	TO	BS	PTS	AVG
			FG/FGA	PCT	FG/FGA	PCT	FT-FTA	PCT										
Vandeweghe	8/8	317	87/160	.544	0/4	.000	40/50	.800	6/46	52	32	16	0	4	12	7	214	26.8
English	7/7	270	67/150	.447	0/2	.000	47/53	.887	20/24	44	42	21	0	4	21	7	181	25.9
Issel	8/8	227	69/136	.507	0/1	.000	25/29	.862	13/45	58	25	18	0	9	10	5	163	20.4
Evans	8/1	183	36/74	.486	3/10	.300	11/17	.647	2/17	19	38	20	0	5	22	0	86	10.8
Williams	7/7	134	24/54	.444	2/3	.667	7/7	1.000	2/11	13	37	27	1	8	19	1	57	8.1
McKinney	8/0	113	26/46	.565	0/0	.000	10/18	.556	5/8	13	18	15	0	2	7	0	62	7.8
Schayes	8/0	163	21/43	.488	0/0	.000	15/15	1.000	11/29	40	14	25	0	2	17	5	57	7.1
Hanzlik	8/1	157	20/50	.400	0/2	.000	14/17	.824	3/22	25	21	26	0	6	11	5	54	6.8
Dunn	8/8	300	18/41	.439	0/0	.000	5/8	.625	27/51	78	20	21	0	12	14	3	41	5.1
Gondrezick	6/0	66	7/19	.368	0/0	.000	1/2	.500	12/8	20	4	7	0	0	1	1	15	2.5
Ray	3/0	18	1/6	.167	0/0	.000	1/4	.250	1/2	3	0	3	0	0	0	1	3	1.0
Robisch	3/0	22	1/7	.143	0/0	.000	0/2	.000	3/6	9	1	2	0	0	0	1	2	0.7
NUGGETS	8	1970	377/786	.480	5/22	.227	176/222	.793	105/269	374	252	201	1	52	134	36	935	116.9
OPPONENTS	8	1970	411/837	.491	10/37	.270	164/214	.766	121/310	431	260	217	3	76	121	67	996	124.5

1984 (Won 2, Lost 3)

Player	GP-GS	MIN	FIELD GOALS		3-POINT FG		FREE THROWS		OFF/DEF	REB	AST	PF	DQ	STL	TO	BS	PTS	AVG
			FG/FGA	PCT	FG/FGA	PCT	FT-FTA	PCT										
English	5/5	203	60/102	.588	0/1	.000	25/28	.893	16/24	40	28	17	0	3	7	2	145	29.0
Issel	5/5	153	52/102	.510	1/2	.500	32/39	.821	10/30	40	8	15	0	6	15	6	137	27.4
Vandeweghe	5/5	180	49/96	.510	2/5	.400	27/28	.964	6/17	23	20	14	1	9	10	5	127	25.4
Williams	5/4	149	21/47	.447	5/13	.385	10/12	.833	5/14	19	24	19	1	3	8	1	57	11.4
Dunn	5/5	178	14/25	.560	0/0	.000	5/7	.714	20/19	39	8	19	0	10	8	4	33	6.6
Hanzlik	5/1	82	11/19	.579	0/2	.000	6/6	1.000	3/5	8	21	16	0	3	6	0	28	5.6
Schayes	5/0	81	11/18	.611	0/0	.000	6/8	.750	3/21	24	4	20	0	4	7	3	28	5.6
Evans	5/0	77	9/28	.321	1/8	.125	4/4	1.000	1/2	3	12	13	0	0	8	0	23	4.6
Anderson	4/0	37	6/15	.400	0/1	.000	4/6	.667	1/8	9	5	6	0	0	1	1	16	4.0
Carter	5/0	60	7/22	.318	1/5	.200	0/0	.000	1/4	5	5	3	0	4	5	1	15	3.0
NUGGETS	5	1200	240/474	.506	10/37	.270	119/138	.862	66/144	210	135	142	2	42	75	23	609	121.8
OPPONENTS	5	1200	230/448	.513	8/28	.286	144/178	.809	60/151	211	122	126	1	37	78	29	612	122.4

1985 (Won 8, Lost 7)

Player	GP-GS	MIN	FIELD GOALS		3-POINT FG		FREE THROWS		OFF/DEF	REB	AST	PF	DQ	STL	TO	BS	PTS	AVG
			FG/FGA	PCT	FG/FGA	PCT	FT-FTA	PCT										
English	14/14	536	163/304	.536	0/1	.000	97/109	.890	36/56	92	63	40	1	17	30	4	423	30.2
Natt	15/15	508	131/238	.550	0/0	.000	72/89	.809	31/68	99	57	35	0	8	31	5	334	22.3
Lever	11/8	342	49/122	.402	0/2	.000	48/63	.762	23/48	71	93	33	0	26	34	2	146	13.3
Issel	15/4	325	73/159	.459	1/1	1.000	39/48	.813	14/40	54	27	36	0	12	13	5	186	12.4
Cooper	15/12	321	67/143	.469	0/0	.000	30/40	.750	34/59	93	20	52	0	8	19	36	164	10.9
Evans	15/0	281	62/143	.434	17/51	.333	14/17	.824	3/29	32	46	39	0	13	36	3	155	10.3
Hanzlik	15/0	310	45/92	.489	0/1	.000	30/41	.732	24/22	46	33	57	2	14	22	6	120	8.0
Turner	15/4	358	50/102	.490	2/2	1.000	12/19	.632	30/43	73	46	42	0	17	26	1	114	7.6
White	10/3	123	27/57	.474	2/3	.667	7/12	.583	9/8	17	17	6	0	5	16	0	63	6.3
Dunn	15/15	371	27/65	.415	0	.000	14/19	.737	27/33	60	34	45	0	24	10	3	68	4.5
Schayes	9/0	118	11/26	.423	0/0	.000	14/20	.700	8/22	30	12	22	0	3	5	4	36	4.0
Kopicki	7/0	32	6/16	.375	0/0	.000	9/17	.529	2/11	13	3	5	0	1	1	1	21	3.0
NUGGETS	15	3625	711/1467	.485	22/61	.361	386/494	.781	241/439	680	451	412	3	148	243	70	1830	122.0
OPPONENTS	15	3625	700/1330	.526	19/72	.264	383/513	.747	187/486	673	429	418	6	131	300	98	1802	120.1

1986 (Won 5, Lost 5)

Player	GP-GS	MIN	FIELD GOALS		3-POINT FG		FREE THROWS		OFF/DEF	REB	AST	PF	DQ	STL	TO	BS	PTS	AVG
			FG/FGA	PCT	FG/FGA	PCT	FT-FTA	PCT										
English	10/10	394	106/229	.463	0/1	.000	61/71	.859	18/17	35	52	29	0	4	28	4	273	27.3
Natt	10/6	293	66/142	.465	1/2	.500	46/59	.780	17/62	79	28	25	0	2	22	3	179	17.9
Lever	10/10	347	59/131	.450	8/14	.571	17/24	.708	15/33	48	53	33	0	20	23	2	143	14.3
Schayes	10/6	295	46/86	.535	0/0	.000	24/30	.800	34/48	82	9	37	1	4	21	17	116	11.6
Rasmussen	10/4	175	39/96	.406	0/0	.000	33/41	.805	27/33	60	10	28	1	5	7	9	111	11.1
Evans	10/0	204	30/62	.366	7/29	.241	25/30	.833	6/14	20	25	19	0	10	13	3	92	9.2
Cooper	8/4	154	24/56	.429	0/1	.000	15/22	.682	11/29	40	7	31	2	2	11	5	63	7.9
Hanzlik	6/0	102	15/28	.536	1/1	1.000	13/16	.813	2/4	6	19	12	0	1	7	1	44	7.3
Turner	10/0	196	29/54	.537	1/1	1.000	7/8	.875	12/17	29	22	19	1	7	5	0	66	6.6
Dunn	10/10	276	20/46	.435	0/0	.000	9/14	.643	22/31	53	13	34	1	16	3	0	49	4.9
White	4/0	21	2/7	.286	1/4	.250	0/0	.000	1/2	3	6	4	0	1	2	0	5	1.3
Williams	4/0	18	2/4	.500	0/1	.000	0/0	.000	1/3	4	3	2	0	0	0	0	4	1.0
NUGGETS	10	2475	438/961	.456	19/54	.352	250/315	.794	166/293	459	247	273	6	72	144	44	1145	114.5
OPPONENTS	10	2475	466/943	.494	7/36	.194	239/325	.735	158/345	503	292	269	9	67	174	68	1178	117.8





ALL-TIME NBA PLAYOFF STATISTICS

1987 (Won 0, Lost 3)

Player	GP-GS	MIN	FIELD GOALS		3-POINT FG		FREE THROWS		OFF/DEF	REB	AST	PF	DQ	STL	TO	BS	PTS	AVG
			FG/FGA	PCT	FG/FGA	PCT	FT-FTA	PCT										
English	3/3	76	25/49	.510	0/0	.000	6/7	.857	10/4	14	10	9	1	0	8	0	56	18.7
Rasmussen	3/3	92	22/45	.489	0/0	.000	5/10	.500	8/15	23	7	12	0	2	5	2	49	16.3
Lever	3/3	99	19/50	.380	2/8	.250	6/9	.667	5/13	18	22	7	0	7	2	0	46	15.3
Martin	3/0	54	12/29	.414	0/1	.000	7/12	.583	4/5	9	10	12	0	0	5	1	31	10.3
Schayes	3/0	75	12/17	.706	0/0	.000	6/9	.667	6/11	17	2	10	0	1	3	2	30	10.0
Walker	3/3	68	11/34	.324	0/0	.000	4/7	.571	3/7	10	5	4	0	2	4	0	26	8.7
Hanzlik	3/2	76	8/25	.320	0/2	.000	9/15	.600	0/6	6	7	6	0	4	3	0	25	8.3
Alarie	3/0	41	9/15	.600	0/0	.000	2/2	1.000	0/5	5	1	9	0	2	4	2	20	6.7
Evans	3/0	57	7/19	.368	2/7	.286	2/2	1.000	2/5	7	8	6	0	3	3	0	18	6.0
Cooper	3/1	41	5/12	.417	0/0	.000	2/2	1.000	6/11	17	2	9	0	0	1	1	12	4.0
Smith	3/0	19	2/6	.333	0/0	.000	6/9	.667	1/4	5	4	1	0	0	4	2	10	3.3
Dunn	3/0	22	1/4	.250	0/0	.000	0/0	.000	1/2	3	2	3	0	1	1	1	2	0.7

NUGGETS	3	720	133/305	.436	4/18	.222	55/84	.655	46/88	134	80	88	1	22	44	11	325	108.3
OPPONENTS	3	720	143/280	.511	11/22	.500	110/135	.815	40/119	159	107	65	0	22	32	34	407	135.7

1988 (Won 5, Lost 6)

Player	GP-GS	MIN	FIELD GOALS		3-POINT FG		FREE THROWS		OFF/DEF	REB	AST	PF	DQ	STL	TO	BS	PTS	AVG
			FG/FGA	PCT	FG/FGA	PCT	FT-FTA	PCT										
English	11/11	438	116/255	.455	0/3	.000	35/43	.814	31/28	59	48	34	0	7	16	3	267	24.3
Vincent	8/0	200	53/104	.510	0/1	.000	34/40	.830	10/27	37	6	25	0	5	14	4	140	17.5
Lever	7/7	273	45/98	.459	3/7	.429	26/33	.788	16/49	65	49	15	0	13	4	4	119	17.0
Schayes	11/11	314	55/88	.625	0/0	.000	70/83	.843	30/49	79	18	46	1	3	24	10	180	16.4
Adams	11/11	406	47/130	.362	17/54	.315	36/41	.878	9/27	36	64	19	0	18	23	2	147	13.3
Rasmussen	11/11	277	60/127	.472	0/0	.000	18/20	.900	25/46	71	7	33	0	1	6	12	138	12.5
Evans	11/1	219	45/114	.395	12/44	.273	14/15	.933	6/16	22	23	19	0	12	12	0	116	10.5
Hanzlik	11/0	212	20/56	.357	0/0	.000	18/26	.692	11/18	29	26	40	1	5	14	9	58	5.3
Dunn	11/3	185	11/20	.550	0/0	.000	4/8	.500	11/18	29	3	20	0	8	4	0	26	2.4
Martin	3/0	9	1/5	.200	0/1	.000	5/6	.833	0/1	1	0	1	0	0	1	1	7	2.3
Cooper	9/0	96	8/23	.348	0/0	.000	2/2	1.000	16/17	33	6	19	0	3	4	8	18	2.0
Brooks	4/0	11	1/3	.333	1/2	.500	0/0	.000	1/3	4	2	1	0	0	0	0	3	0.8

NUGGETS	11	2640	462/1023	.452	33/120	.275	262/317	.826	166/299	465	252	272	2	75	124	53	1219	110.8
OPPONENTS	11	2640	490/958	.511	15/61	.246	250/342	.731	159/359	518	280	272	4	62	178	53	1245	113.2

1989 (Won 0, Lost 3)

Player	GP-GS	MIN	FIELD GOALS		3-POINT FG		FREE THROWS		OFF/DEF	REB	AST	PF	DQ	STL	TO	BS	PTS	AVG
			FG/FGA	PCT	FG/FGA	PCT	FT-FTA	PCT										
English	3/3	108	32/62	.516	0/0	.000	14/16	.875	8/5	13	11	6	0	1	14	0	78	26.0
Davis	3/0	94	31/60	.517	0/0	.000	15/15	1.000	2/3	5	4	11	0	3	8	0	77	25.7
Adams	2/1	75	15/36	.417	10/22	.455	7/8	.875	5/12	17	9	6	0	3	8	0	47	23.5
Hanzlik	3/3	106	14/33	.424	3/6	.500	7/12	.583	6/14	20	9	13	9	5	2	1	38	12.7
Lever	2/2	58	9/24	.375	2/3	.667	2/2	1.000	2/11	13	19	4	0	4	6	0	22	11.0
Cook	3/3	66	12/24	.500	1/2	.500	6/6	1.000	2/11	13	11	12	0	3	4	0	31	10.3
Turner	3/0	74	6/13	.462	0/1	.000	2/6	.333	2/9	11	3	9	0	1	0	0	14	4.7
Cooper	3/3	44	6/12	.500	0/0	.000	0/0	.000	4/9	13	2	10	1	0	1	2	12	4.0
Schayes	2/0	36	1/7	.143	0/0	.000	6/8	.750	2/9	11	1	4	0	1	1	1	8	4.0
Lane	2/0	21	2/7	.286	0/1	.000	2/2	1.000	1/5	6	2	4	0	0	0	0	6	3.0
Greenwood	3/0	34	2/6	.333	0/0	.000	1/2	.500	2/9	11	1	7	0	1	6	1	5	1.7
Rasmussen	2/0	4	0/0	.000	0/0	.000	0/0	.000	0/0	0	0	1	0	0	1	0	0	0.0

NUGGETS	3	720	130/284	.458	16/39	.410	62/77	.805	36/97	133	72	87	0	23	50	5	338	112.7
OPPONENTS	3	720	126/264	.477	9/32	.281	105/126	.833	40/118	158	76	69	0	33	48	10	366	122.0

1990 (Won 0, Lost 3)

Player	GP-GS	MIN	FIELD GOALS		3-POINT FG		FREE THROWS		OFF/DEF	REB	AST	PF	DQ	STL	TO	BS	PTS	AVG
			FG/FGA	PCT	FG/FGA	PCT	FT-FTA	PCT										
English	3/3	76	25/44	.568	0/0	.000	9/11	.818	3/6	9	9	6	0	2	2	1	59	19.7
Lever	3/3	113	19/51	.373	1/7	.143	13/14	.929	11/21	32	21	7	0	8	5	1	52	17.3
Rasmussen	3/0	84	19/48	.396	0/0	.000	9/10	.900	8/18	26	1	10	0	2	2	4	47	15.7
Licht	3/0	70	15/29	.517	0/1	.000	14/19	.737	5/13	18	9	6	0	1	8	0	44	14.7
Davis	3/0	70	18/45	.400	0/1	.000	6/6	1.000	4/5	9	6	4	0	1	5	0	42	14.0
Adams	3/3	105	13/34	.382	6/20	.300	7/8	.875	0/6	6	18	10	0	4	8	0	39	13.0
Hanzlik	3/0	79	5/17	.294	1/3	.333	10/10	1.000	5/5	10	11	13	1	5	2	2	21	7.0
Carroll	3/3	46	9/16	.563	0/0	.000	2/2	1.000	1/8	9	3	6	0	1	1	5	20	6.7
Kempton	3/1	32	7/9	.778	0/0	.000	4/4	1.000	1/4	5	4	8	0	0	2	0	18	6.0
Lane	2/2	14	0/3	.000	0/0	.000	1/2	.500	0/1	1	2	4	0	0	2	0	1	0.5
Dunn	3/0	31	0/0	.000	0/0	.000	0/0	.000	1/6	7	2	3	0	4	1	1	0	0.0

NUGGETS	3	720	130/296	.439	8/32	.250	75/86	.872	39/93	132	86	77	1	28	38	14	343	114.3
OPPONENTS	3	720	156/295	.529	0/5	.000	67/93	.720	45/118	163	103	70	0	28	45	20	379	126.3

ALL-TIME NBA PLAYOFF STATISTICS



1994 (Won 6, Lost 6)

Player	GP-GS	MIN	FIELD GOALS		3-POINT FG		FREE THROWS		OFF/DEF	REB	AST	PF	DQ	STL	TO	BS	PTS	AVG
			FG/FGA	PCT	FG/FGA	PCT	FT-FTA	PCT										
Ellis	12/12	436	68/142	.479	3/6	.500	38/54	.704	27/70	97	26	46	2	9	19	11	177	14.8
R. Williams	12/12	405	62/149	.416	20/50	.400	27/35	.771	18/43	61	42	53	1	9	28	12	171	14.3
Mutombo	12/12	511	50/108	.463	0/0	.000	59/98	.602	40/104	144	21	42	0	8	30	69	159	13.3
Abdul-Rauf	12/12	339	57/154	.370	12/37	.324	29/31	.935	3/15	18	30	29	0	5	14	1	155	12.9
Pack	12/0	332	48/118	.407	6/20	.300	39/55	.709	5/23	28	51	41	0	18	46	6	141	11.8
Stith	12/12	413	43/102	.422	0/1	.000	50/60	.833	23/33	56	26	23	0	11	14	2	136	11.3
Dele	12/0	289	42/76	.553	0/0	.000	27/41	.659	33/56	89	11	36	0	4	17	11	111	9.3
Rogers	12/0	190	19/49	.388	6/19	.316	17/27	.630	8/13	21	16	25	0	7	8	6	61	5.1
Brooks	2/0	5	2/7	.286	0/1	.000	1/2	.500	1/1	2	0	0	0	0	0	0	5	2.5
Mee	3/0	30	3/6	.500	1/4	.250	0/0	.000	0/2	2	2	4	0	3	3	0	7	2.3
Hammonds	8/0	49	2/9	.222	0/0	.000	5/6	.833	5/8	13	2	6	0	0	1	0	9	1.1
Randall	2/0	6	0/1	.000	0/0	.000	0/0	.000	1/4	5	0	1	0	0	1	1	0	0.0
NUGGETS	12	3005	396/921	.430	48/138	.348	292/409	.714	164/372	536	227	306	3	74	200	119	1132	94.3
OPPONENTS	12	3005	417/977	.427	30/101	.297	291/390	.746	165/341	506	265	344	7	104	140	59	1155	96.3

1995 (Won 0, Lost 3)

Player	GP-GS	MIN	FIELD GOALS		3-POINT FG		FREE THROWS		OFF/DEF	REB	AST	PF	DQ	STL	TO	BS	PTS	AVG
			FG/FGA	PCT	FG/FGA	PCT	FT-FTA	PCT										
Stith	3/1	85	17/32	.531	1/6	.167	15/19	.789	3/6	9	7	7	0	1	0	1	50	16.7
Abdul-Rauf	3/2	76	12/33	.364	2/12	.167	14/14	1.000	2/3	5	5	8	0	2	8	0	40	13.3
D. Ellis	3/0	73	10/28	.357	4/13	.308	12/13	.923	6/8	14	3	6	0	2	2	1	36	12.0
Rose	3/3	99	13/28	.464	1/4	.250	3/5	.600	4/7	11	18	9	0	3	9	2	30	10.0
Rogers	3/3	76	12/22	.545	1/4	.250	1/4	.250	1/11	12	5	1	3	1	5	4	26	8.7
R. Williams	3/3	84	8/36	.222	4/13	.308	6/6	1.000	5/11	16	12	11	0	3	3	1	26	8.7
Dele	3/0	44	10/18	.556	0/0	----	4/4	1.000	5/13	18	2	15	1	0	10	1	24	8.0
Hammonds	3/0	44	9/14	.643	0/0	----	2/6	.333	3/4	7	1	12	0	0	4	2	20	6.7
Mutombo	3/3	84	6/10	.600	0/0	----	6/9	.667	4/15	19	1	15	1	0	7	7	18	6.0
Levingston	3/0	35	3/6	.500	0/0	----	1/2	.500	6/3	9	1	4	0	3	2	2	7	2.3
Grant	3/0	20	0/6	.000	0/1	.000	2/2	1.000	3/0	3	5	5	0	1	0	0	2	0.7
NUGGETS	3	720	100/233	.427	13/53	.245	66/84	.786	42/81	123	60	105	3	18	52	21	279	93.0
OPPONENTS	3	720	108/221	.489	14/34	.412	95/124	.766	31/84	115	68	72	0	22	36	12	325	108.3

2004 (Won 1, Lost 4)

Player	GP-GS	MIN	FIELD GOALS		3-POINT FG		FREE THROWS		OFF/DEF	REB	AST	PF	DQ	STL	TO	BS	PTS	AVG
			FG/FGA	PCT	FG/FGA	PCT	FT-FTA	PCT										
Lenard Miller	5/5	161	32/75	.427	11/24	.458	10/14	.714	4/9	13	12	13	0	4	9	0	85	17.0
Anthony Miller	5/5	174	34/72	.472	0/2	.000	9/11	.818	15/8	23	16	16	1	8	10	0	77	15.4
Anthony	4/4	143	21/64	.328	2/11	.182	16/20	.800	7/26	33	11	11	1	5	17	0	60	15.0
Boykins	5/0	121	28/63	.444	5/14	.357	6/7	.857	6/6	12	19	6	0	5	6	1	67	13.4
Camby	5/5	194	27/55	.491	1/2	.500	8/14	.571	14/43	57	12	21	0	4	6	7	63	12.6
Nenê	5/5	132	16/36	.444	0/0	----	7/13	.538	12/13	25	15	22	0	5	9	3	39	7.8
Barry	5/1	100	8/24	.333	3/9	.333	2/3	.667	4/14	18	10	4	0	3	4	0	21	4.2
Elson	4/0	60	7/12	.583	0/0	----	1/2	.500	1/8	9	2	14	0	2	3	1	15	3.8
Doleac	5/0	49	5/10	.500	0/0	----	0/0	----	2/5	7	3	8	0	0	1	0	10	2.0
White	4/0	26	4/15	.267	0/3	.000	0/0	----	1/4	5	0	3	0	2	2	0	8	2.0
Andersen	5/0	34	3/9	.333	0/0	----	0/0	----	6/8	14	2	3	0	1	2	2	6	1.2
Bowen	4/0	6	1/1	1.000	0/0	----	0/0	----	0/0	0	0	0	0	0	0	0	2	0.5
NUGGETS	5	1200	186/436	.427	22/65	.338	59/84	.702	72/144	216	102	121	2	39	71	14	453	90.6
OPPONENTS	5	1200	173/376	.460	32/65	.492	95/131	.725	46/155	201	100	108	0	34	82	30	473	94.6

2005 (Won 1, Lost 4)

Player	GP-GS	MIN	FIELD GOALS		3-POINT FG		FREE THROWS		OFF/DEF	REB	AST	PF	DQ	STL	TO	BS	PTS	AVG
			FG/FGA	PCT	FG/FGA	PCT	FT-FTA	PCT										
Anthony	5/5	180	35/83	.422	0/1	.000	26/32	.813	14/13	27	10	20	0	3	13	1	96	19.2
Miller	5/5	184	28/66	.424	2/4	.500	23/32	.719	9/17	26	26	22	2	10	12	1	81	16.2
Boykins	5/1	152	27/68	.397	0/7	.000	17/19	.895	2/3	5	19	13	0	4	9	1	71	14.2
Martin	5/5	184	27/58	.466	0/1	.000	8/13	.615	7/21	28	6	22	1	5	7	5	62	12.4
Camby	5/5	184	17/41	.415	0/0	----	17/27	.630	4/52	56	9	18	0	3	11	16	51	10.2
Johnson	4/2	78	11/20	.550	4/11	.364	3/3	1.000	3/5	8	3	9	0	2	0	2	29	7.3
Nenê	5/0	101	9/21	.429	0/0	----	15/23	.652	9/16	25	2	16	0	2	5	2	33	6.6
Person	4/0	54	6/14	.429	3/8	.375	0/0	----	1/1	1	1	0	0	1	1	0	15	3.8
Buckner	5/2	100	4/18	.222	2/9	.222	0/0	----	1/15	16	5	14	0	2	3	1	10	2.0
Russell	3/0	9	0/1	.000	0/1	.000	3/3	1.000	0/0	0	0	0	0	0	0	0	3	1.0
Elson	1/0	6	0/1	.000	0/0	----	0/0	----	0/3	3	0	0	0	0	0	0	0	0.0
Najera	2/0	13	0/2	.000	0/0	----	0/0	----	1/1	2	1	1	0	0	1	0	0	0.0
NUGGETS	5	1225	164/393	.417	11/42	.262	112/152	.737	51/146	197	82	135	3	32	65	29	451	90.2
OPPONENTS	5	1225	172/389	.442	35/92	.380	123/163	.755	53/170	223	99	124	1	25	71	35	502	100.4





ALL-TIME NBA PLAYOFF STATISTICS

2006 (Won 1, Lost 4)

Player	GP-GS	MIN	FIELD GOALS		3-POINT FG		FREE THROWS		OFF/DEF	REB	AST	PF	DQ	STL	TO	BS	PTS	AVG
			FG/FGA	PCT	FG/FGA	PCT	FT-FTA	PCT										
Anthony	5/5	193	33/99	.333	0/4	.000	39/52	.750	12/21	33	14	20	1	4	15	1	105	21.0
Miller	5/5	182	34/77	.442	0/0	---	14/17	.824	8/14	22	36	12	0	5	16	1	82	16.4
Buckner	5/4	137	23/55	.418	10/32	.313	7/8	.875	3/11	14	6	12	0	3	1	1	63	12.6
Camby	5/5	175	26/62	.419	0/0	---	5/9	.556	13/42	55	11	14	0	4	4	14	57	11.4
Boydkins	5/0	140	19/59	.322	4/19	.211	13/17	.765	3/4	7	20	6	0	4	3	2	9	11.0
Patterson	4/1	58	9/13	.538	0/0	---	2/5	.400	5/1	6	3	6	0	1	3	0	20	5.0
Martin	2/0	35	4/13	.308	0/0	---	1/2	.500	6/3	9	1	5	0	4	3	2	9	4.5
Evans	0/0	69	3/7	.429	0/2	.000	13/18	.722	8/15	23	0	11	0	2	6	1	19	3.8
Johnson	3/0	34	3/13	.231	1/10	.100	0/0	---	2/8	10	2	1	0	0	1	1	7	2.3
Kleiza	3/0	14	3/8	.375	0/1	.000	0/0	---	1/3	4	2	3	0	0	0	0	6	2.0
Najera	4/3	89	3/14	.214	0/0	---	2/4	.500	4/11	15	2	13	0	3	4	0	8	2.0
Elson	5/2	75	3/5	.600	0/0	---	0/0	---	5/6	11	2	13	1	4	3	0	6	1.2
NUGGETS	5	1200	163/429	.380	15/68	.221	96/132	.727	70/139	209	99	116	2	34	59	21	437	87.4
OPPONENTS	5	1200	171/370	.462	23/64	.359	110/137	.803	42/170	212	112	135	2	28	87	29	475	95.0

2007 (Won 1, Lost 4)

Player	GP-GS	MIN	FIELD GOALS		3-POINT FG		FREE THROWS		OFF/DEF	REB	AST	PF	DQ	STL	TO	BS	PTS	AVG
			FG/FGA	PCT	FG/FGA	PCT	FT-FTA	PCT										
Anthony	5/5	210	47/98	.480	9-18	.500	31-39	.795	18/25	43	6	12	0	5	19	0	134	26.8
Iverson	5/5	223	42/114	.368	5-17	.294	25-31	.806	0/3	3	29	11	0	7	15	0	114	22.8
Nenê	5/5	179	31/53	.585	0-0	---	14-18	.778	22/17	39	12	21	1	3	13	3	76	15.2
Carter	1/0	14	4/4	1.000	0-0	---	0-1	.000	0/1	1	2	2	0	0	1	0	8	8.0
Camby	5/5	184	17/45	.378	0-0	---	4-6	.667	12/62	74	10	14	0	4	10	16	38	7.6
Blake	5/5	180	14/31	.452	8-16	.500	0-0	---	1/11	12	23	8	0	3	10	0	36	7.2
J.R. Smith	4/0	47	6/22	.273	0-12	.000	6-6	1.000	1/8	9	2	6	0	4	3	1	18	4.5
Najera	5/0	96	4/17	.235	0-3	.000	1-2	.500	11/17	28	2	10	0	2	2	1	9	1.8
Kleiza	5/0	66	3/13	.231	1-6	.167	1-2	.500	0/8	8	2	6	0	0	0	0	8	1.6
Diawara	1/0	1	0/0	---	0-0	---	0-0	---	0/0	0	0	0	0	0	0	0	0	0.0
NUGGETS	5	1200	168/397	.423	23-72	.319	82-105	.781	65/129	217	88	90	1	28	76	21	441	88.2
OPPONENTS	5	1200	184/415	.443	41-105	.390	62-81	.765	60/141	201	115	89	0	35	61	26	471	94.2

2008 (Won 0, Lost 4)

Player	GP/GS	MIN	FIELD GOALS		3-POINT FG		FREE THROWS		OFF/DEF	TOT	AST	PF	DQ	STL	TO	BS	PTS	AVG
			FG/FGA	PCT	FG/FGA	PCT	FT/FTA	PCT										
Iverson	4/4	158	36/83	.434	3/14	.214	23/33	.697	4/8	12	18	3	0	4	7	1	98	24.5
Anthony	4/4	146	32/88	.364	2/8	.250	24/29	.828	19/19	38	8	17	1	2	12	1	90	22.5
Smith	4/0	108	23/43	.535	7/22	.318	20/24	.833	1/6	7	7	12	1	4	5	0	73	18.3
Kleiza	4/3	122	22/41	.537	3/14	.214	9/13	.692	8/18	26	3	11	0	1	5	0	56	14.0
Martin	4/4	118	15/34	.441	0/0	---	5/8	.625	13/12	25	5	20	2	4	9	2	35	8.8
Nenê	3/0	30	5/9	.556	0/0	---	3/3	1.000	3/4	7	1	8	1	2	2	1	13	4.3
Najera	4/0	78	7/14	.500	2/5	.400	0/0	---	5/8	13	6	15	1	3	5	1	16	4.0
Camby	4/4	124	5/21	.238	1/1	1.000	2/6	.333	11/42	53	12	10	0	4	10	12	13	3.3
Carter	4/1	61	4/14	.286	0/5	.000	0/0	---	2/8	10	14	6	0	1	3	1	8	2.0
Diawara	3/0	8	2/5	.400	0/2	.000	0/0	---	0/1	1	0	0	0	0	0	0	4	1.3
Atkins	1/0	3	0/1	.000	0/1	.000	0/0	---	0/1	1	0	0	0	0	0	0	0	0.0
Hunter	2/0	5	0/1	.000	0/0	---	0/0	---	0/2	2	0	0	0	0	0	0	0	0.0
NUGGETS	4	960	596/1255	.475	18/72	.250	86/116	.741	66/129	195	74	102	6	25	58	19	406	101.5
OPPONENTS	4	960	169/350	.483	37/93	.398	84/119	.706	45/125	170	112	90	0	28	48	25	459	114.8

2009 (Won 10, Lost 6)

Player	GP/GS	MIN	FIELD GOALS		3-POINT FG		FREE THROWS		OFF/DEF	TOT	AST	PF	DQ	STL	TO	BS	PTS	AVG
			FG/FGA	PCT	FG/FGA	PCT	FT/FTA	PCT										
Anthony	16/16	612	146/322	.453	24/66	.364	119/144	.826	26/67	93	65	60	1	28	37	10	435	27.2
Billups	16/16	619	90/197	.457	44/94	.468	106/117	.906	5/56	61	109	38	0	20	31	4	330	20.6
Smith	16/0	435	88/194	.454	38/106	.358	25/46	.543	11/42	53	45	51	0	17	26	4	239	14.9
Nenê	16/16	525	69/126	.548	0/0	---	46/70	.657	37/83	120	42	65	3	20	31	10	184	11.5
Martin	16/16	538	75/151	.497	1/5	.200	23/35	.657	24/70	94	34	60	3	18	26	14	174	10.9
Jones	16/16	280	38/79	.481	3/12	.250	33/43	.767	16/22	38	10	41	0	13	13	5	112	7.0
Kleiza	14/0	210	31/66	.470	17/40	.425	18/24	.750	8/37	45	7	17	0	5	2	1	97	6.9
Andersen	15/0	328	34/54	.630	0/1	.000	29/44	.659	29/66	95	9	42	1	5	8	32	97	6.5
Carter	16/0	228	20/49	.408	2/12	.167	2/4	.500	11/21	32	34	27	0	15	11	1	44	2.8
Petro	10/0	26	2/9	.222	0/0	---	5/8	.625	2/4	6	1	4	0	0	1	1	9	0.9
Balkman	8/0	20	2/6	.333	0/1	.000	0/0	---	2/2	4	1	3	0	4	0	0	4	0.5
Hart	9/0	19	1/2	.500	0/0	---	0/0	---	0/3	3	5	5	0	2	1	1	2	0.2
NUGGETS	16	3840	596/1255	.475	129/337	.383	406/535	.759	171/473	644	362	413	8	147	194	83	1727	107.5
OPPONENTS	16	3840	543/1211	.448	108/318	.340	395/502	.787	160/477	637	307	408	5	100	249	71	1589	99.3

ALL-TIME NBA PLAYOFF STATISTICS



2010 (Won 2, Lost 4)

Player	GP/GS	MIN	FIELD GOALS		3-POINT FG		FREE THROWS		REBOUNDS		AST	PF	DQ	STL	TO	BS	PTS	AVG
			FG/FGA	PCT	FG/FGA	PCT	FT/FTA	PCT	OFF/DEF	TOT								
Anthony	6/6	25	464/138	.464	6/19	.316	50/57	.877	14/37	51	20	26	1	12	21	3	184	30.7
Billups	6/6	207	37/83	.446	11/31	.355	37/42	.881	1/13	14	38	24	1	6	18	3	122	20.3
Nenê	5/5	169	18/29	.621	0/0	---	21/36	.583	8/21	29	11	17	0	6	4	1	57	11.4
Smith	6/0	159	21/57	.368	11/31	.355	14/16	.875	5/18	23	10	17	0	4	6	2	67	11.2
Martin	6/6	205	24/50	.480	0/1	.000	12/19	.632	14/36	50	8	27	0	9	11	7	60	10.0
Afflalo	6/6	120	20/32	.625	6/14	.429	9/11	.818	1/11	12	7	21	0	1	4	2	55	9.2
Lawson	6/0	118	15/35	.429	4/10	.400	13/19	.684	4/4	8	16	18	0	6	8	0	47	7.8
Graham	4/0	29	10/17	.588	1/3	.333	3/5	.600	4/6	10	0	6	1	2	1	1	24	6.0
Andersen	6/0	116	9/17	.529	0/0	---	9/14	.643	7/20	27	1	14	0	1	4	6	27	4.5
Petro	6/1	45	6/11	.545	0/0	---	1/2	.500	2/9	11	1	13	0	1	3	3	13	2.2
Allen	4/0	11	0/1	.000	0/0	---	0/0	---	2/1	3	0	2	0	1	0	0	0	0.0
Carter	1/0	7	0/1	.000	0/0	---	0/0	---	0/0	0	3	0	0	0	0	0	0	0.0
NUGGETS	6	1440	224/471	.476	39/109	.358	169/221	.765	62/176	238	115	185	3	49	82	28	656	109.3
OPPONENTS	6	1440	231/456	.507	38/99	.384	163/228	.715	53/178	231	148	167	2	33	87	26	663	110.5

2011 (Won 1, Lost 4)

Player	GP/GS	MIN	FIELD GOALS		3-POINT FG		FREE THROWS		REBOUNDS		AST	PF	DQ	STL	TO	BS	PTS	AVG
			FG/FGA	PCT	FG/FGA	PCT	FT/FTA	PCT	OFF/DEF	TOT								
Lawson	5/5	167	26/52	.500	5/11	.455	21/23	.913	7/10	17	19	9	0	5	6	1	78	15.6
Nenê	5/5	162	22/46	.478	0/0	---	27/48	.563	14/31	45	8	17	0	5	8	4	71	14.2
Gallinari	5/5	148	19/44	.432	7/15	.467	15/21	.714	1/16	17	10	17	0	4	7	0	60	12.0
Martin	5/5	148	24/50	.480	0/0	---	11/18	.611	6/33	39	8	18	0	2	7	2	59	11.8
Felton	5/0	152	18/50	.360	4/16	.250	18/24	.750	0/9	9	21	10	0	6	10	0	58	11.6
Afflalo	3/3	85	12/34	.353	3/12	.250	7/8	.875	0/9	9	7	10	0	0	3	0	34	11.3
Smith	5/0	76	16/45	.356	9/21	.429	8/11	.727	1/9	10	5	8	0	2	8	0	49	9.8
Harrington	5/0	70	10/22	.455	5/10	.500	3/4	.750	1/6	7	5	7	0	3	4	0	28	5.6
Andersen	5/0	73	7/11	.636	0/0	---	10/14	.714	5/9	14	3	8	0	3	3	7	24	4.8
Chandler	5/2	115	8/29	.276	1/7	.143	7/9	.778	2/20	22	2	15	1	3	4	4	24	4.8
Koufos	1/0	2	1/1	1.000	0/0	---	0/0	---	0	0	0	0	0	0	0	0	2	2.0
Forbes	1/0	2	0/1	.000	0/0	---	0/0	---	0/1	1	0	0	0	0	0	0	0	0.0
NUGGETS	5	1200	163/385	.423	34/92	.370	127/180	.706	37/153	190	88	119	1	33	61	18	487	97.4
OPPONENTS	5	1200	168/400	.420	38/113	.336	137/172	.797	63/178	241	84	125	1	30	68	43	511	102.2

2012 (Won 3, Lost 4)

Player	GP/GS	MIN	FIELD GOALS		3-POINT FG		FREE THROWS		REBOUNDS		AST	PF	DQ	STL	TO	BS	PTS	AVG
			FG/FGA	PCT	FG/FGA	PCT	FT/FTA	PCT	OFF/DEF	TOT								
Lawson	7/7	242	45/109	.514	9/28	.321	12/19	.632	4/14	18	42	12	0	7	8	1	133	19.0
Gallinari	7/7	222	34/94	.362	4/23	.174	22/24	.917	9/27	36	17	15	0	5	9	4	94	13.4
Miller	7/0	200	31/73	.425	4/7	.571	13/15	.867	14/25	39	42	19	0	9	17	1	79	11.3
Afflalo	7/7	229	30/74	.405	4/20	.200	12/15	.800	5/20	25	19	14	0	5	9	2	76	10.9
Fariel	7/7	192	32/60	.533	0/0	---	9/12	.750	25/45	70	4	20	0	5	14	8	73	10.4
Harrington	7/0	163	24/75	.320	10/35	.286	10/15	.667	7/23	30	6	13	0	3	3	1	68	9.7
McGee	7/0	181	23/53	.434	0/0	---	14/26	.538	23/44	67	5	21	0	54	4	22	60	8.6
Brewer	7/0	116	23/54	.426	6/20	.300	6/8	.750	6/8	14	6	11	0	7	2	2	58	8.3
Mozgov	7/5	99	12/25	.480	0/0	---	4/8	.500	10/13	23	3	16	0	2	5	6	28	4.0
Hamilton	2/0	5	2/3	.667	0/0	---	0/0	---	0/0	0	0	1	0	1	1	0	4	2.0
Stone	2/0	5	1/2	.500	0/0	---	0/0	---	1/0	1	2	0	0	0	0	0	2	1.0
Koufos	3/2	26	1/3	.333	0/0	---	0/0	---	4/7	11	0	5	0	0	3	1	2	0.7
NUGGETS	7	1680	269/625	.430	37/133	.278	102/142	.718	108/226	334	146	147	0	49	78	48	677	96.7
OPPONENTS	7	1680	259/608	.426	43/136	.316	113/158	.715	113/219	332	150	131	0	41	84	66	674	96.3

2013 (Won 2, Lost 4)

Player	GP/GS	MIN	FIELD GOALS		3-POINT FG		FREE THROWS		REBOUNDS		AST	PF	DQ	STL	TO	BS	PTS	AVG
			FG/FGA	PCT	FG/FGA	PCT	FT/FTA	PCT	OFF/DEF	TOT								
Lawson	6/6	236	48/109	.440	4/21	.190	28/33	.848	5/15	20	48	13	0	10	13	0	128	21.3
Iguodala	6/6	243	38/76	.500	14/29	.483	18/25	.720	9/39	48	32	9	0	12	17	2	108	18.0
A. Miller	6/0	154	29/69	.420	5/11	.455	21/27	.778	11/19	20	23	8	0	2	16	0	84	14.0
Chandler	6/0	205	27/76	.355	9/29	.310	9/12	.750	5/28	33	8	25	1	8	7	3	72	12.0
Brewer	6/0	146	21/68	.309	9/36	.250	14/21	.667	3/8	11	7	19	0	6	7	1	65	10.8
Fariel	5/4	145	20/32	.625	0/0	---	11/15	.733	12/30	42	1	22	1	5	5	1	51	10.2
McGee	6/2	112	18/31	.581	0/0	---	7/18	.389	17/14	31	0	17	0	4	11	6	43	7.2
Douglas	5/0	30	9/11	.818	0/0	---	8/11	.727	0/6	6	0	4	0	2	2	0	26	5.2
Fournier	4/4	59	6/17	.353	0/8	.000	7/8	.875	0/0	0	4	6	0	2	6	0	19	4.8
Koufos	6/2	100	7/19	.368	1/1	1.000	5/6	.833	9/12	21	3	13	0	3	2	4	20	3.3
Stone	2/0	13	0/0	---	0/0	---	2/2	1.000	0/0	1	3	0	0	0	0	0	2	0.0
Hamilton	1/0	2	0/1	.000	0/0	---	0/0	---	0/0	0	0	0	0	0	0	0	0	0.0
NUGGETS	6	1440	223/509	.438	42/135	.311	130/178	.730	71/161	232	127	139	2	54	87	17	618	103.0
OPPONENTS	6	1440	241/488	.494	59/146	.404	102/130	.785	60/199	259	143	141	1	39	112	40	643	107.2







DENVER NUGGETS

THE NBA



2016-17 MEDIA GUIDE



THE NBA



ATLANTA HAWKS

CENTENNIAL TOWER - 101 MARIETTA ST., STE. 1900 - ATLANTA, GA 30303 - (404) 878-3800

CEO Steve Koonin
General Manager Wes Wilcox
Head Coach & Pres. of BBall Operations Mike Budenholzer
Assistant Coaches Darwin Ham, Taylor Jenkins, Charles Lee, Neven Spahija,
 Ben Sullivan
Head Athletic Trainer Art Horne
Senior VP of Public Relations Garin Narain
2015-16 Record 48-34 (Lost to Cleveland, 4-0, in Second Round)
Arena Philips Arena (18,047)

NUGGETS ALL-TIME VS. ATLANTA

YEAR	HOME	AWAY	TOTAL	RUNNING TOTAL
76-77	2-0	0-2	2-2	2-2
77-78	2-0	1-1	3-1	5-3
78-79	1-1	0-2	1-3	6-6
79-80	1-0	0-1	1-1	7-7
80-81	1-0	0-1	1-1	8-8
81-82	1-0	0-1	1-1	9-9
82-83	0-1	1-0	1-1	10-10
83-84	1-0	1-0	2-0	12-10
84-85	1-0	1-0	2-0	14-10
85-86	1-0	0-1	1-1	15-11
86-87	0-1	0-1	0-2	15-13
87-88	1-0	0-1	1-1	16-14
88-89	1-0	1-0	2-0	18-14
89-90	1-0	0-1	1-1	19-15
90-91	1-0	0-1	1-1	20-16
91-92	0-1	0-1	0-2	20-18
92-93	0-1	0-1	0-2	20-20
93-94	1-0	0-1	1-1	21-21
94-95	0-1	0-1	0-2	21-23
95-96	1-0	0-1	1-1	22-24
96-97	1-0	0-1	1-1	23-25
97-98	0-1	0-1	0-2	23-27
98-99	Did not play			
99-00	1-0	0-1	1-1	24-28
00-01	1-0	0-1	1-1	25-29
01-02	0-1	0-1	0-2	25-31
02-03	0-1	0-1	0-2	25-33
03-04	0-1	0-1	0-2	25-35
04-05	1-0	1-0	2-0	27-35
05-06	1-0	0-1	1-1	28-36
06-07	0-1	1-0	1-1	29-37
07-08	1-0	0-1	1-1	30-38
08-09	1-0	0-1	1-1	31-39
09-10	1-0	0-1	1-1	32-40
10-11	1-0	1-0	2-0	34-40
11-12	1-0	0-0	1-0	35-40
12-13	1-0	0-1	1-1	36-41
13-14	1-0	0-1	1-1	37-42
14-15	1-0	0-1	1-1	38-43
15-16	0-1	0-1	0-2	38-45
TOTALS	30-12	8-33	38-45	.458

SERIES INFORMATION

2015-16 RESULTS VS. ATLANTA (0-2)

Jan. 25 L 105-119 @ Denver
 Mar. 17 L 98-116 @ Atlanta

2016-17 SCHEDULE

Dec. 23 @ Denver
 Feb. 8 @ Atlanta

NUGGETS CURRENT STREAK

Overall: Lost 2
 Home: Lost 1
 Away: Lost 4

HAWKS LAST WIN:

In Atlanta: 116-98, Mar. 17, 2016
 In Denver: 119-105, Jan. 25, 2016

NUGGETS LAST WIN

In Atlanta: 102-87, Mar. 16, 2011
 In Denver: 115-102, Mar. 11, 2015

HAWKS BIGGEST WIN

26 pts 113-87, Dec. 30, 1978 in Atlanta
 119-93, Jan. 19, 1992 in Denver

NUGGETS BIGGEST WIN

35 pts 138-103, Dec. 17, 1983 in Denver



BOSTON CELTICS



226 CAUSEWAY STREET, 4TH FLOOR - BOSTON, MA 02114 - (617) 854-8000

Managing Partner, Governor and CEO Wyc Grousbeck
President of Basketball Operations Danny Ainge
Head Coach Brad Stevens
Assistant Coaches Jay Larranaga, Walter McCarty, Micah Shrewsberry, Jamie Young,
 Jerome Allen
Head Athletic Trainer Ed Lacerte
Vice President, Media Services Jeff Twiss
2015-16 Record 48-34 (Lost to Atlanta, 4-2, in First Round)
Arena TD Garden (18,624)

NUGGETS ALL-TIME VS. BOSTON

YEAR	HOME	AWAY	TOTAL	RUNNING TOTAL
76-77	1-1	0-2	1-3	1-3
77-78	2-0	1-1	3-1	4-4
78-79	2-0	1-1	3-1	7-5
79-80	0-1	0-1	0-2	7-7
80-81	0-1	0-1	0-2	7-9
81-82	1-0	0-1	1-1	8-10
82-83	0-1	0-1	0-2	8-12
83-84	0-1	0-1	0-2	8-14
84-85	1-0	0-1	1-1	9-15
85-86	1-0	0-1	1-1	10-16
86-87	0-1	0-1	0-2	10-18
87-88	1-0	1-0	2-0	12-18
88-89	1-0	0-1	1-1	13-19
89-90	0-1	1-0	1-1	14-20
90-91	0-1	0-1	0-2	14-22
91-92	1-0	0-1	1-1	15-23
92-93	0-1	0-1	0-2	15-25
93-94	1-0	0-1	1-1	16-26
94-95	1-0	0-1	1-1	17-27
95-96	1-0	0-1	1-1	18-28
96-97	0-1	1-0	1-1	19-29
97-98	1-0	0-1	1-1	20-30
98-99	0-0	0-1	0-1	20-31
99-00	0-1	0-1	0-2	20-33
00-01	0-1	0-1	0-2	20-35
01-02	0-1	0-1	0-2	20-37
02-03	1-0	0-1	1-1	21-38
03-04	0-1	0-1	0-2	21-40
04-05	1-0	1-0	2-0	23-40
05-06	1-0	0-1	1-1	24-41
06-07	1-0	0-1	1-1	25-42
07-08	1-0	0-1	1-1	26-43
08-09	0-1	1-0	1-1	27-44
09-10	1-0	0-1	1-1	28-45
10-11	1-0	0-1	1-1	29-46
11-12	1-0	0-0	1-0	30-46
12-13	1-0	0-1	1-1	31-47
13-14	1-0	0-1	1-1	32-48
14-15	0-1	0-1	0-2	32-50
15-16	0-1	0-1	0-2	32-52
TOTALS	25-17	7-35	32-52	.381

SERIES INFORMATION

2015-16 RESULTS VS. BOSTON (0-2)

Jan. 27 L 103-111 @ Boston
 Feb. 21 L 101-121 @ Denver

2016-17 SCHEDULE

Nov. 6 @ Boston
 Mar. 10 @ Denver

NUGGETS CURRENT STREAK

Overall: Lost 4
 Home: Lost 2
 Away: Lost 6

CELTICS LAST WIN

In Boston: 111-103, Jan. 27, 2016
 In Denver: 121-101, Feb. 21, 2016

NUGGETS LAST WIN

In Boston: 94-85, Nov. 14, 2008
 In Denver: 129-98, Jan. 7, 2014

CELTICS BIGGEST WIN

38 pts 132-94, Dec. 9, 1991 in Boston
 114-76, Feb. 23, 2009 in Denver

NUGGETS BIGGEST WIN

31 pts 129-98, Jan. 7, 2014 in Denver





THE NBA



BROOKLYN
NETS

390 MURRAY HILL PARKWAY - EAST RUTHERFORD, NJ 07073 - (201) 935-8888

Principal Owner Mikhail Prokhorov
General Manager Billy King
Head Coach Lionel Hollins
Assistant Coaches Paul Westphal, Tony Brown, Joe Wolf, Jay Humphries
Head Athletic Trainer Tim Walsh
Vice President of Public Relations Gary Sussman
Senior Director of Public Relations Aaron Harris
2015-16 Record 38-44 (Lost to Atlanta, 4-2, in First Round)
Arena Barclays Center (17,732)

NUGGETS ALL-TIME VS. BROOKLYN

YEAR	HOME	AWAY	TOTAL	RUNNING TOTAL
76-77	2-0	1-1	3-1	3-1
77-78	2-0	1-1	3-1	6-2
78-79	2-0	2-0	4-0	10-2
79-80	1-0	0-1	1-1	11-3
80-81	1-0	0-1	1-1	12-4
81-82	1-0	0-1	1-1	13-5
82-83	0-1	1-0	1-1	14-6
83-84	1-0	0-1	1-1	15-7
84-85	1-0	1-0	2-0	17-7
85-86	1-0	0-1	1-1	18-8
86-87	1-0	1-0	2-0	20-8
87-88	1-0	1-0	2-0	22-8
88-89	1-0	0-1	1-1	23-9
89-90	1-0	1-0	2-0	25-9
90-91	1-0	0-1	1-1	26-10
91-92	1-0	0-1	1-1	27-11
92-93	1-0	0-1	1-1	28-12
93-94	1-0	0-1	1-1	29-13
94-95	1-0	0-1	1-1	30-14
95-96	0-1	0-1	0-2	30-16
96-97	1-0	0-1	1-1	31-17
97-98	0-1	0-1	0-2	31-19
98-99	1-0	0-0	1-0	32-19
99-00	0-1	1-0	1-1	33-20
00-01	1-0	0-1	1-1	34-21
01-02	1-0	0-1	1-1	35-22
02-03	0-1	0-1	0-2	35-24
03-04	0-1	0-1	0-2	35-26
04-05	1-0	0-1	1-1	36-27
05-06	0-1	0-1	0-2	36-29
06-07	0-1	1-0	1-1	37-30
07-08	1-0	1-0	2-0	39-30
08-09	1-0	0-1	1-1	40-31
09-10	1-0	1-0	2-0	42-31
10-11	1-0	0-1	1-1	43-32
11-12	1-0	0-0	1-0	44-32
12-13	1-0	0-1	1-1	45-33
13-14	0-1	1-0	1-1	46-34
14-15	0-1	0-1	0-2	46-36
15-16	0-1	0-1	0-2	46-38
TOTALS	32-11	14-27	46-38	.548

SERIES INFORMATION

2015-16 RESULTS VS. BROOKLYN (0-2)

Feb. 8 L 104-105 @ Brooklyn
 Mar. 4 L 120-121 (OT) @ Denver

2016-17 SCHEDULE

Dec. 7 @ Brooklyn
 Feb. 24 @ Denver

NUGGETS CURRENT STREAK

Overall: Lost 5
 Home: Lost 3
 Away: Lost 2

NETS LAST WIN

In Brooklyn: 105-104, Feb. 8, 2016
 In Denver: 121-120 (OT), Mar. 4, 2016

NUGGETS LAST WIN

In Brooklyn: 111-87, Dec. 3, 2013
 In Denver: 109-87, Mar. 29, 2013

NETS BIGGEST WIN

44 pts 114-70, Feb. 7, 2009 in New Jersey

NUGGETS BIGGEST WIN

35 pts 141-106, Nov. 22, 1988 in Denver





CHARLOTTE HORNETS



333 EAST TRADE STREET - CHARLOTTE, NC 28202 - (704) 688-8600

Chairman	Michael Jordan
Vice Chairman	Curtis Polk
General Manager	Rich Cho
Head Coach	Steve Clifford
Associate Head Coach	Patrick Ewing
Assistant Coaches	Stephen Silas, Pat Delany, Bob Weiss, Steve Hetzel, Bruce Krutzer
Head Athletic Trainer	Steve Stricker
Vice President Communications	Mike Cristaldi
2015-16 Record	48-34 (Lost to Miami, 4-3, in First Round)
Arena	Time Warner Cable Arena (19,077)

NUGGETS ALL-TIME VS. CHARLOTTE

YEAR	HOME	AWAY	TOTAL	RUNNING TOTAL
88-89	1-0	1-0	2-0	2-0
89-90	1-2	1-1	2-3	4-3
90-91	1-0	1-0	2-0	6-3
91-92	1-0	0-1	1-1	7-4
92-93	1-0	0-1	1-1	8-5
93-94	1-0	0-1	1-1	9-6
94-95	1-0	0-1	1-1	10-7
95-96	0-1	0-1	0-2	10-9
96-97	0-1	0-1	0-2	10-11
97-98	0-1	0-1	0-2	10-13
98-99		Did not play		
99-00	1-0	0-1	1-1	11-14
00-01	1-0	1-0	2-0	13-14
01-02	0-1	0-1	0-2	13-16
04-05*	1-0	0-1	1-1	14-17
05-06	1-0	1-0	2-0	16-17
06-07	0-1	1-0	1-1	17-18
07-08	1-0	0-1	1-1	18-19
08-09	1-0	1-0	2-0	20-19
09-10	1-0	0-1	1-1	21-20
10-11	1-0	0-1	1-1	22-21
11-12	0-0	1-0	1-0	23-21
12-13	1-0	1-0	2-0	25-21
13-14	0-1	0-1	0-2	25-23
14-15	0-1	0-1	0-2	25-25
15-16	1-0	1-0	2-0	27-25
TOTALS	17-9	10-16	27-25	.519

* Team became Charlotte Bobcats

SERIES INFORMATION

2015-16 RESULTS VS. CHARLOTTE (2-0)

Jan. 10	W	95-92 @ Denver
Mar. 19	W	101-93 @ Charlotte

2016-17 SCHEDULE

Mar. 4	@ Denver
Mar. 31	@ Charlotte

NUGGETS CURRENT STREAK

Overall:	Won 2
Home:	Won 1
Away:	Won 1

HORNETS LAST WIN

In Charlotte:	110-82, Dec. 22, 2014
In Denver:	104-86, Jan. 31, 2015

NUGGETS LAST WIN

In Charlotte:	101-93, Mar. 19, 2016
In Denver:	95-92, Jan. 10, 2016

HORNETS BIGGEST WIN

28 pts	110-82, Dec. 22, 2014 in Charlotte
--------	------------------------------------


NUGGETS BIGGEST WIN

40 pts	120-80, Mar. 2, 2011 in Denver
--------	--------------------------------





THE NBA



CHICAGO BULLS

1901 WEST MADISON ST. - CHICAGO, IL 60612 - (312) 455-4000

Chairman Jerry Reinsdorf
Executive VP Basketball Operations John Paxson
Head Coach Fred Hoiberg
Associate Head Coach Jim Boylen
Assistant Coaches Pete Myers, Randy Brown, Mike Wilhelm, Charlie Henry
Head Athletic Trainer Jeff Tanaka
Sr. Director, Public and Media Relations ... Tim Hallam
Sr. Manager, Public and Media Relations ... Matt Yob
2015-16 Record 42-40
Arena United Center (20,917)

NUGGETS ALL-TIME VS. CHICAGO

YEAR	HOME	AWAY	TOTAL	RUNNING TOTAL
76-77	2-0	1-1	3-1	3-1
77-78	2-0	0-2	2-2	5-3
78-79	1-1	1-1	2-2	7-5
79-80	2-1	2-1	4-2	11-7
80-81	0-1	1-0	1-1	12-8
81-82	1-0	0-1	1-1	13-9
82-83	1-0	0-1	1-1	14-10
83-84	1-0	1-0	2-0	16-10
84-85	1-0	0-1	1-1	17-11
85-86	0-1	0-1	0-2	17-13
86-87	1-0	0-1	1-1	18-14
87-88	1-0	0-1	1-1	19-15
88-89	1-0	0-1	1-1	20-16
89-90	1-0	0-1	1-1	21-17
90-91	0-1	0-1	0-2	21-19
91-92	0-1	0-1	0-2	21-21
92-93	1-0	0-1	1-1	22-22
93-94	0-1	1-0	1-1	23-23
94-95	1-0	0-1	1-1	24-24
95-96	1-0	0-1	1-1	25-25
96-97	0-1	0-1	0-2	25-27
97-98	0-1	0-1	0-2	25-29
98-99	Did not play			
99-00	1-0	0-1	1-1	26-30
00-01	1-0	1-0	2-0	28-30
01-02	1-0	1-0	2-0	30-30
02-03	1-0	0-1	1-1	31-31
03-04	1-0	1-0	2-0	33-31
04-05	1-0	0-1	1-1	34-32
05-06	0-1	1-0	1-1	35-33
06-07	1-0	0-1	1-1	36-34
07-08	1-0	0-1	1-1	37-35
08-09	1-0	0-1	1-1	38-36
09-10	1-0	1-0	2-0	40-36
10-11	1-0	0-1	1-1	41-37
11-12	0-0	1-0	1-0	42-37
12-13	1-0	1-0	2-0	44-37
13-14	1-0	0-1	1-1	45-38
14-15	1-0	0-1	1-1	46-39
15-16	1-0	0-1	1-1	47-40
TOTALS	33-10	14-30	47-40	.540

SERIES INFORMATION

2015-16 RESULTS VS. CHICAGO (1-1)

Dec. 2 L 90-99 @ Chicago
 Feb. 5 W 115-110 @ Denver

2016-17 SCHEDULE

Nov. 22 @ Denver
 Feb. 28 @ Chicago

NUGGETS CURRENT STREAK

Overall: Won 1
 Home: Won 9
 Away: Lost 3

BULLS LAST WIN

In Chicago: 99-90, Dec. 2, 2015
 In Denver: 110-107, Feb. 8, 2006

NUGGETS LAST WIN

In Chicago: 119-118 (OT), Mar. 18, 2013
 In Denver: 115-110, Feb. 5, 2016

BULLS BIGGEST WIN

39 pts 111-72, Feb. 2, 1998 in Denver

NUGGETS BIGGEST WIN

25 pts 128-96, Feb. 7, 2013 in Denver



CLEVELAND CAVALIERS



ONE CENTER COURT - CLEVELAND, OH 44115 - (216) 420-2000

Majority Owner/Chairman Dan Gilbert
General Manager David Griffin
Head Coach Tyronn Lue
Associate Head Coach Larry Drew
Assistant Coaches Jim Boylan, Mike Longabardi, James Posey, Damon Jones
Head Athletic Trainer Stephen Spiro
Sr. Vice President, Communications Tad Carper
2015-16 Record 57-25 (Beat Golden State, 4-3 in NBA Finals)
Arena Quicken Loans Arena (20,562)

NUGGETS ALL-TIME VS. CLEVELAND

YEAR	HOME	AWAY	TOTAL	RUNNING TOTAL
76-77	2-0	0-2	2-2	2-2
77-78	1-1	0-2	1-3	3-5
78-79	2-0	0-1	2-1	5-6
79-80	1-0	0-1	1-1	6-7
80-81	1-0	0-1	1-1	7-8
81-82	1-0	1-0	2-0	9-8
82-83	1-0	1-0	2-0	11-8
83-84	1-0	1-0	2-0	13-8
84-85	1-0	1-0	2-0	15-8
85-86	1-0	0-1	1-1	16-9
86-87	0-1	1-0	1-1	17-10
87-88	1-0	0-1	1-1	18-11
88-89	0-1	0-1	0-2	18-13
89-90	1-0	1-0	2-0	20-13
90-91	1-0	0-1	1-1	21-14
91-92	1-0	0-1	1-1	22-15
92-93	1-0	0-1	1-1	23-16
93-94	1-0	0-1	1-1	24-17
94-95	0-1	1-0	1-1	25-18
95-96	1-0	0-1	1-1	26-19
96-97	1-0	0-1	1-1	27-20
97-98	0-1	0-1	0-2	27-22
98-99	Did not play			
99-00	0-1	0-1	0-2	27-24
00-01	1-0	0-1	1-1	28-25
01-02	1-0	0-1	1-1	29-26
02-03	1-0	0-1	1-1	30-27
03-04	1-0	1-0	2-0	32-27
04-05	0-1	1-0	1-1	33-28
05-06	1-0	0-1	1-1	34-29
06-07	1-0	1-0	2-0	36-29
07-08	1-0	1-0	2-0	38-29
08-09	0-1	0-1	0-2	38-31
09-10	1-0	1-0	2-0	40-31
10-11	1-0	1-0	2-0	42-31
11-12	0-1	0-0	0-1	42-32
12-13	1-0	1-0	2-0	44-32
13-14	0-1	0-1	0-2	44-34
14-15	0-1	1-0	1-1	45-35
15-16	0-1	0-1	0-2	45-37
TOTALS	30-12	15-25	45-37	.549

SERIES INFORMATION

2015-16 RESULTS VS. CLEVELAND (0-2)

Dec. 29 L 87-93 @ Denver
 Mar. 21 L 91-124 @ Cleveland

2016-17 SCHEDULE

Feb. 11 @ Cleveland
 Mar. 22 @ Denver

NUGGETS CURRENT STREAK

Overall: Lost 2
 Home: Lost 3
 Away: Lost 1

CAVALIERS LAST WIN

In Cleveland: 124-91, Mar. 21, 2016
 In Denver: 93-87, Dec. 29, 2015

NUGGETS LAST WIN

In Cleveland: 106-97, Nov. 17, 2014
 In Denver: 98-91, Jan. 11, 2013

CAVALIERS BIGGEST WIN

33 pts 124-91, Mar. 21, 2016 in Cleveland

NUGGETS BIGGEST WIN

30 pts 113-83, Feb. 10, 2008 in Cleveland





THE NBA



DALLAS MAVERICKS

AMERICAN AIRLINES CENTER - 2500 VICTORY AVE. - DALLAS, TX 75219 - (214) 665-4660

Owner Mark Cuban
Pres. of Basketball Ops/General Manager .. Donn Nelson
Head Coach Rick Carlisle
Assistant Coaches Melvin Hunt, Kaleb Canales, Jamahl Mosley, Darrell Armstrong,
 Larry Shyatt
Head Athletic Trainer Casey Smith
VP of Basketball Communications Sarah Melton
2015-16 Record 42-40 (Lost to Oklahoma City, 4-1, in First Round)
Arena American Airlines Center (19,200)

NUGGETS ALL-TIME VS. DALLAS

YEAR	HOME	AWAY	TOTAL	RUNNING TOTAL
80-81	2-1	1-2	3-3	3-3
81-82	3-0	2-1	5-1	8-4
82-83	1-2	2-1	3-3	11-7
83-84	1-2	1-2	2-4	13-11
84-85	3-0	1-2	4-2	17-13
85-86	3-0	0-3	3-3	20-16
86-87	1-2	1-2	2-4	22-20
87-88	3-0	0-3	3-3	25-23
88-89	2-1	1-2	3-3	28-26
89-90	3-0	0-2	3-2	31-28
90-91	1-1	0-2	1-3	32-31
91-92	1-2	1-1	2-3	34-34
92-93	3-0	2-1	5-1	39-35
93-94	3-0	1-1	4-1	43-3
94-95	1-1	3-0	4-1	47-37
95-96	1-1	1-1	2-2	49-39
96-97	0-2	1-1	1-3	50-42
97-98	1-1	0-2	1-3	51-45
98-99	1-0	0-2	1-2	52-47
99-00	1-1	0-2	1-3	53-50
00-01	1-1	0-2	1-3	54-53
01-02	0-2	0-2	0-4	54-57
02-03	0-2	0-2	0-4	54-61
03-04	1-1	1-1	2-2	56-63
04-05	1-1	0-1	1-2	57-65
05-06	1-1	0-2	1-3	58-68
06-07	1-1	0-2	1-3	59-71
07-08	1-0	1-1	2-1	61-72
08-09	2-0	2-0	4-0	65-72
09-10	1-1	0-1	1-2	66-74
10-11	1-1	2-0	3-1	69-75
11-12	0-2	1-1	1-3	70-78
12-13	1-0	1-1	2-1	72-79
13-14	2-0	1-1	3-1	75-80
14-15	1-1	0-1	1-2	76-82
15-16	1-1	0-2	1-3	77-85
TOTALS	50-32	27-53	77-85	.475

SERIES INFORMATION

2015-16 RESULTS VS. DALLAS (1-3)

Nov. 28	L	81-92 @ Dallas
Feb. 26	L	116-122 (OT) @ Dallas
Mar. 6	W	116-114 (OT) @ Denver
Mar. 28	L	88-97 @ Denver

2016-17 SCHEDULE

Dec. 12	@ Dallas
Dec. 19	@ Denver
Feb. 6	@ Denver
Apr. 11	@ Dallas

NUGGETS CURRENT STREAK

Overall:	Lost 1
Home:	Lost 1
Away:	Lost 4

MAVERICKS LAST WIN

In Dallas:	122-116 (OT, Feb. 26, 2016
In Denver:	97-88, Mar. 28, 2016

NUGGETS LAST WIN

In Dallas:	110-96, Nov. 25, 2013
In Denver:	116-114 (OT), Mar. 6, 2016

MAVERICKS BIGGEST WIN

34 pts	132-98, Apr. 18, 1996 in Dallas
--------	---------------------------------

NUGGETS BIGGEST WIN

36 pts	127-91, Feb. 9, 2010 in Denver
--------	--------------------------------





DETROIT PISTONS

6 CHAMPIONSHIP DRIVE - AUBURN HILLS, MI 48326 - (248) 377-0100

Principal Owner Tom Gores
General Manager Jeff Bower
President Basketball Ops/Head Coach Stan Van Gundy
Associate Head Coach Bob Beyer
Assistant Coaches Malik Allen, Aaron Gray, Tim Hardaway, Charles Klask
Dir. of Player Development Otis Smith
Head Athletic Trainer Jon Ishop
Vice President of Public Relations Kevin Grigg
Sr. Director of Public Relations Cletus Lewis, Jr.
2015-16 Record 44-38 (Lost to Cleveland, 4-0, in First Round)
Arena The Palace of Auburn Hills (21,165)

NUGGETS ALL-TIME VS. DETROIT

YEAR	HOME	AWAY	TOTAL	RUNNING TOTAL
76-77	2-0	1-1	3-1	3-1
77-78	2-0	0-2	2-2	5-3
78-79	1-1	1-1	2-2	7-5
79-80	1-0	0-1	1-1	8-6
80-81	1-0	1-0	2-0	10-6
81-82	0-1	1-0	1-1	11-7
82-83	1-0	1-0	2-0	13-7
83-84	0-1	1-0	1-1	14-8
84-85	0-1	0-1	0-2	14-10
85-86	1-0	0-1	1-1	15-11
86-87	0-1	0-1	0-2	15-13
87-88	0-1	1-0	1-1	16-14
88-89	1-0	0-1	1-1	17-15
89-90	0-1	0-1	0-2	17-17
90-91	0-1	0-1	0-2	17-19
91-92	0-1	0-1	0-2	17-21
92-93	1-0	0-1	1-1	18-22
93-94	1-0	1-0	2-0	20-22
94-95	0-1	1-0	1-1	21-23
95-96	1-0	0-1	1-1	22-24
96-97	0-1	0-1	0-2	22-26
97-98	0-1	0-1	0-2	22-28
98-99	Did not play			
99-00	1-0	0-1	1-1	23-29
00-01	1-0	0-1	1-1	24-30
01-02	0-1	0-1	0-2	24-32
02-03	0-1	0-1	0-2	24-34
03-04	0-1	0-1	0-2	24-36
04-05	1-0	0-1	1-1	25-37
05-06	1-0	0-1	1-1	26-38
06-07	0-1	0-1	0-2	26-40
07-08	0-1	0-1	0-2	26-42
08-09	0-1	0-1	0-2	26-44
09-10	1-0	0-1	1-1	27-45
10-11	1-0	1-0	2-0	29-45
11-12	1-0	0-0	1-0	30-45
12-13	1-0	1-0	2-0	32-45
13-14	1-0	0-1	1-1	33-46
14-15	1-0	0-1	1-1	34-47
15-16	1-0	1-0	2-0	36-47
TOTALS	24-18	12-29	36-47	.434

SERIES INFORMATION

2015-16 RESULTS VS. DETROIT (2-0)

Jan. 23 W 104-101 @ Denver
 Feb. 10 W 103-92 @ Detroit

2016-17 SCHEDULE

Nov. 5 @ Detroit
 Nov. 12 @ Denver

NUGGETS CURRENT STREAK

Overall: Won 2
 Home: Won 7
 Away: Won 1

PISTONS LAST WIN

In Detroit: 98-88, Feb. 6, 2015
 In Denver: 93-90, Jan. 9, 2009

NUGGETS LAST WIN

In Detroit: 103-92, Feb. 10, 2016
 In Denver: 104-101, Jan. 23, 2016

PISTONS BIGGEST WIN

31 pts 97-66, Mar. 6, 2004 in Denver

NUGGETS BIGGEST WIN

30 pts 131-101, Mar. 12, 2011 in Denver





THE NBA



GOLDEN STATE WARRIORS

1011 BROADWAY - OAKLAND, CA 94607 - (510) 986-2200

Owner & CEO Joe Lacob
Owner Peter Guber
President & COO Rick Welts
President of Basketball Ops/GM Bob Myers
Head Coach Steve Kerr
Assistant Coaches Ron Adams, Mike Brown, Jarron Collins
Head Athletic Trainer Drew Yoder
VP of Communications Raymond Ridder
Sr. Director of Public Relations Dan Martinez
2015-16 Record 73-9 (Lost to Cleveland, 4-3, in NBA Finals)
Arena ORACLE Arena (19,596)

NUGGETS ALL-TIME VS. GOLDEN STATE

YEAR	HOME	AWAY	TOTAL	RUNNING TOTAL
76-77	2-0	0-2	2-2	2-2
77-78	2-0	0-2	2-2	4-4
78-79	2-0	2-0	4-0	8-4
79-80	2-1	1-2	3-3	11-7
80-81	2-1	1-1	3-2	14-9
81-82	2-0	1-2	3-2	17-11
82-83	3-0	1-1	4-1	21-12
83-84	1-1	1-2	2-3	23-15
84-85	3-0	2-0	5-0	28-15
85-86	2-0	1-2	3-2	31-17
86-87	3-0	1-1	4-1	35-18
87-88	2-0	2-1	4-1	39-19
88-89	2-0	1-1	3-1	42-20
89-90	2-0	0-2	2-2	44-22
90-91	1-1	0-2	1-3	45-25
91-92	0-2	0-2	0-4	45-29
92-93	2-0	1-1	3-1	48-30
93-94	1-1	0-2	1-3	49-33
94-95	0-2	1-1	1-3	50-36
95-96	2-0	0-2	2-2	52-38
96-97	1-1	0-2	1-3	53-41
97-98	1-1	0-2	1-3	54-44
98-99	1-1	0-2	1-3	55-47
99-00	2-0	0-2	2-2	57-49
00-01	2-0	2-0	4-0	61-49
01-02	1-1	0-2	1-3	62-52
02-03	0-2	0-2	0-4	62-56
03-04	2-0	1-1	3-1	65-57
04-05	2-0	0-2	2-2	67-59
05-06	1-0	1-1	2-1	69-60
06-07	2-0	1-1	3-1	72-61
07-08	1-1	2-0	3-1	75-62
08-09	2-0	0-1	2-1	77-63
09-10	2-0	2-0	4-0	81-63
10-11	1-0	1-1	2-1	83-64
11-12	1-1	0-1	1-2	84-66
12-13	2-0	1-1	3-1	87-67
13-14	0-2	2-0	2-2	89-69
14-15	1-0	0-2	1-2	90-71
15-16	1-1	0-2	1-3	91-74
TOTALS	62-20	29-54	91-74	.552

SERIES INFORMATION

2015-16 RESULTS VS. GOLDEN STATE (1-3)

Nov. 6	L	104-119 @ Golden State
Nov. 22	L	105-118 @ Denver
Jan. 2	L	108-111 (OT) @ Golden State
Jan. 13	W	112-110 @ Denver

2016-17 SCHEDULE

Nov. 10	@ Denver
Jan. 2	@ Golden State
Feb. 13	@ Denver

NUGGETS CURRENT STREAK

Overall:	Won 1
Home:	Won 2
Away:	Lost 4

WARRIORS LAST WIN

In Oakland:	111-108 (OT), Jan. 2, 2016
In Denver:	118-105, Nov. 22, 2015

NUGGETS LAST WIN

In Oakland:	100-99, Apr. 10, 2014
In Denver:	112-110, Jan. 13, 2016

WARRIORS BIGGEST WIN

45 pts	152-107, Nov. 7, 1981 in Oakland
--------	----------------------------------

NUGGETS BIGGEST WIN

39 pts	123-84, Apr. 9, 2012 in Denver
--------	--------------------------------





HOUSTON ROCKETS



1510 POLK STREET - HOUSTON, TX 77002 - (713) 758-7200

Owner	Leslie Alexander
General Manager	Daryl Morey
Head Coach	Mike D'Antoni
Assistant Coaches	Jeff Bzdelik, Roy Rogers, Brett Gunning
Sr. Vice President of Basketball Ops	Keith Jones
Head Athletic Trainer	Jason Biles
Sr. Director of Media & Player Relations	Tracey Hughes
Manager of Media Relations	Sean McCloskey
2015-16 Record	41-41 (Lost to Golden State, 4-1, in First Round)
Arena	Toyota Center (18,055)

NUGGETS ALL-TIME VS. HOUSTON

YEAR	HOME	AWAY	TOTAL	RUNNING TOTAL
76-77	1-0	2-0	3-0	3-0
77-78	2-0	1-0	3-0	6-0
78-79	1-1	0-2	1-3	7-3
79-80	1-0	0-1	1-1	8-4
80-81	1-2	1-2	2-4	10-8
81-82	2-1	3-0	5-1	15-9
82-83	3-0	2-1	5-1	20-10
83-84	3-0	1-2	4-2	24-12
84-85	2-1	0-3	2-4	26-16
85-86	3-0	0-3	3-3	29-19
86-87	2-1	1-2	3-3	32-22
87-88	2-1	2-1	4-2	36-24
88-89	3-0	1-2	4-2	40-26
89-90	2-0	2-1	4-1	44-27
90-91	0-3	0-2	0-5	44-32
91-92	1-1	1-2	2-3	46-35
92-93	2-1	0-2	2-3	48-38
93-94	1-1	2-1	3-2	51-40
94-95	1-2	0-2	1-4	52-44
95-96	1-1	0-2	1-3	53-47
96-97	0-2	1-1	1-3	54-50
97-98	0-2	0-2	0-4	54-54
98-99	0-2	0-2	0-4	54-58
99-00	1-1	1-1	2-2	56-60
00-01	1-1	2-0	3-1	59-61
01-02	2-0	0-2	2-2	61-63
02-03	0-2	0-2	0-4	61-67
03-04	2-0	0-2	2-2	63-69
04-05	0-1	1-1	1-2	64-71
05-06	1-1	1-1	2-2	66-73
06-07	0-2	1-0	1-2	67-75
07-08	2-0	0-2	2-2	69-77
08-09	1-1	0-2	1-3	70-80
09-10	1-0	1-1	2-1	72-81
10-11	1-1	1-1	2-2	74-83
11-12	1-1	2-0	3-1	77-84
12-13	2-0	2-0	4-0	81-84
13-14	1-0	0-2	1-2	82-86
14-15	0-2	0-2	0-4	82-90
15-16	2-0	1-0	3-0	85-90
TOTALS	52-35	33-55	85-90	486

SERIES INFORMATION

2016-17 RESULTS VS. HOUSTON (3-0)

Oct. 28	W	105-85 @ Houston
Nov. 13	W	107-98 @ Denver
Dec. 14	W	114-108 @ Denver

2016-17 SCHEDULE

Dec. 2	@ Denver
Mar. 18	@ Denver
Mar. 20	@ Houston
Apr. 5	@ Houston

NUGGETS CURRENT STREAK

Overall:	Won 3
Home:	Won 2
Away:	Won 1

ROCKETS LAST WIN

In Houston:	118-108 Mar. 19, 2015
In Denver:	114-100, Mar. 7, 2015

NUGGETS LAST WIN

In Houston:	105-85, Oct. 28, 2015
In Denver:	114-108, Dec. 14, 2015

ROCKETS BIGGEST WIN

28 pts	115-87, Apr. 16, 2005 in Houston
--------	----------------------------------

NUGGETS BIGGEST WIN

37 pts	130-93, Jan. 19, 1983 in Denver
--------	---------------------------------





THE NBA



INDIANA
PACERS

125 SOUTH PENNSYLVANIA STREET - INDIANAPOLIS, IN 46204 - (317) 917-2500

Owner, Chairman & CEO Herbert Simon
President of Basketball Operations Larry Bird
Head Coach Nate McMillan
Assistant Coaches Bill Bayno, Dan Burke, Popeye Jones
Sr. Dir. Medical Ops/Head Athletic Trainer Josh Corbeil
Director of Media Relations David Benner
2015-16 Record 45-37 (Lost to Toronto, 4-3, in First Round)
Arena Bankers Life Fieldhouse (18,165)

NUGGETS ALL-TIME VS. INDIANA

YEAR	HOME	AWAY	TOTAL	RUNNING TOTAL
76-77	2-0	1-1	3-1	3-1
77-78	1-1	1-1	2-2	5-3
78-79	2-0	1-1	3-1	8-4
79-80	1-0	0-1	1-1	9-5
80-81	1-0	0-1	1-1	10-6
81-82	0-1	0-1	0-2	10-8
82-83	1-0	0-1	1-1	11-9
83-84	0-1	0-1	0-2	11-11
84-85	1-0	1-0	2-0	13-11
85-86	1-0	1-0	2-0	15-11
86-87	1-0	0-1	1-1	16-12
87-88	0-1	1-0	1-1	17-13
88-89	1-0	0-1	1-1	18-14
89-90	0-1	0-1	0-2	18-16
90-91	0-1	0-1	0-2	18-18
91-92	0-1	0-1	0-2	18-20
92-93	1-0	0-1	1-1	19-21
93-94	1-0	0-1	1-1	20-22
94-95	0-1	1-0	1-1	21-23
95-96	0-1	0-1	0-2	21-25
96-97	0-1	0-1	0-2	21-27
97-98	0-1	0-1	0-2	21-29
98-99	0-0	0-1	0-1	21-30
99-00	0-1	0-1	0-2	21-32
00-01	1-0	0-1	1-1	22-33
01-02	0-1	0-1	0-2	22-35
02-03	1-0	0-1	1-1	23-36
03-04	0-1	0-1	0-2	23-38
04-05	1-0	1-0	2-0	25-38
05-06	1-0	1-0	2-0	27-38
06-07	1-0	1-0	2-0	29-38
07-08	0-1	1-0	1-1	30-39
08-09	1-0	0-1	1-1	31-40
09-10	1-0	1-0	2-0	33-40
10-11	1-0	0-1	1-1	34-41
11-12	0-0	1-0	1-0	35-41
12-13	1-0	1-0	2-0	37-41
13-14	1-0	0-1	1-1	38-42
14-15	1-0	1-0	2-0	40-42
15-16	1-0	0-1	1-1	41-43
TOTALS	26-15	15-28	41-43	.488

SERIES INFORMATION

2015-16 RESULTS VS. INDIANA (1-1)

Jan. 17 W 129-126 @ Denver
 Jan. 30 L 105-109 (OT) @ Indiana

2016-17 SCHEDULE

Jan. 12 @ Denver
 Mar. 24 @ Indiana

NUGGETS CURRENT STREAK

Overall: Lost 1
 Home: Won 7
 Away: Lost 1

PACERS LAST WIN

In Indianapolis: 109-105 (OT), Jan. 30, 2016
 In Denver: 112-110, Nov. 27, 2007

NUGGETS LAST WIN

In Indianapolis: 108-97, Nov. 14, 2014
 In Denver: 129-126, Jan. 30, 2016

PACERS BIGGEST WIN

39 pts 119-80, Feb. 10, 2014 in Indiana

NUGGETS BIGGEST WIN

20 pts 106-86, Jan. 4, 2006 in Denver
 121-101, Dec. 2, 2006 in Denver
 135-115, Jan. 5, 2009 in Denver





LOS ANGELES CLIPPERS



6951 SOUTH CENTINELA AVE. - PLAYA VISTA, CA 90094 - (310) 862-6000

Owner Steve Ballmer
Pres. Basketball Operations/Head Coach ... Glenn "Doc" Rivers
General Manager Dave Wohl
Assistant Coaches Mike Woodson, Sam Cassell, Brendan O'Connor, Armond Hill,
 Patrick Sullivan, Jon Welch
Dir. Med. Services/Head Athletic Trainer ... Jasen Powell
Vice President of Communications Seth Burton
Director of Communications Dennis Rogers
2015-16 Record 53-29 (Lost to Portland, 4-2, in First Round)
Arena STAPLES Center (19,060)

NUGGETS ALL-TIME VS. L.A. CLIPPERS

YEAR	HOME	AWAY	TOTAL	RUNNING TOTAL
76-77	2-0	0-2	2-2	2-2
77-78	2-0	1-1	3-1	5-3
78-79*	1-1	1-1	2-2	7-5
79-80	3-0	0-3	3-3	10-8
80-81	1-1	2-1	3-2	13-10
81-82	3-0	2-0	5-0	18-10
82-83	2-0	1-2	3-2	21-12
83-84	3-0	0-2	3-2	24-14
84-85\$	1-1	1-2	2-3	26-17
85-86	3-0	1-1	4-1	30-18
86-87	2-0	0-3	2-3	32-21
87-88	3-0	2-0	5-0	37-21
88-89	2-0	0-2	2-2	39-23
89-90	2-0	0-2	2-2	41-25
90-91	0-2	0-2	0-4	41-29
91-92	0-2	0-2	0-4	41-33
92-93	1-1	1-1	2-2	43-35
93-94	1-1	2-0	3-1	46-36
94-95	2-0	2-0	4-0	50-36
95-96	1-1	0-2	1-3	51-39
96-97	1-1	0-2	1-3	52-42
97-98	1-1	1-1	2-2	54-44
98-99	2-0	1-0	3-0	57-44
99-00	2-0	1-1	3-1	60-45
00-01	2-0	0-2	2-2	62-47
01-02	1-1	0-2	1-3	63-50
02-03	1-1	0-2	1-3	64-53
03-04	1-1	1-1	2-2	66-55
04-05	1-1	1-0	2-1	68-56
05-06	1-1	0-2	1-3	69-59
06-07	1-0	1-1	2-1	71-60
07-08	2-0	1-1	3-1	74-61
08-09	2-0	2-0	4-0	78-61
09-10	2-0	0-1	2-1	80-62
10-11	2-0	0-2	2-2	82-64
11-12	0-2	1-1	1-3	83-67
12-13	2-0	0-1	2-1	85-68
13-14	2-0	0-2	2-2	87-70
14-15	1-1	0-2	1-3	88-73
15-16	0-1	1-1	1-2	89-75
TOTALS	62-21	27-54	89-75	.543

SERIES INFORMATION

2015-16 RESULTS VS. LA CLIPPERS (1-3)

Nov. 24	L	94-111 @ Denver
Feb. 24	W	87-81 @ Los Angeles
Mar. 27	L	90-105 @ Los Angeles

2016-17 SCHEDULE

Dec. 20	@ Los Angeles
Dec. 26	@ Los Angeles
Jan. 21	@ Denver
Mar. 16	@ Denver

NUGGETS CURRENT STREAK

Overall:	Lost 1
Home:	Lost 2
Away:	Lost 1

CLIPPERS LAST WIN

In Los Angeles:	105-90, Mar. 27, 2016
In Denver:	111-94, Nov. 24, 2015

NUGGETS LAST WIN

In Los Angeles:	87-81, Feb. 24, 2016
In Denver:	109-106, Dec. 19, 2014

CLIPPERS BIGGEST WIN

34 pts	122-88, Apr. 11, 1992 in L.A.
--------	-------------------------------

NUGGETS BIGGEST WIN

46 pts	139-93, Nov. 6, 1987 in Denver
--------	--------------------------------

* Moved to San Diego for the '78-79 season

\$ Moved to Los Angeles for the '84-85 season

Record vs. Buffalo: 5-3 (4-0 home, 1-3 away) - 2 years

Record vs. San Diego: 19-11 (13-2 home, 6-9 away) - 6 years

Record vs. Los Angeles: 65-61 (45-19 home, 20-42 away) - 32 years





THE NBA



LOS ANGELES LAKERS

555 N. NASH STREET - EL SEGUNDO, CA 90245 - (310) 426-6000

President/Governor Jeanie Buss
General Manager Mitch Kupchak
Head Coach Luke Walton
Associate Head Coach Brian Shaw
Assistant Coaches Jesse Mermuys, Mark Madsen
Head Athletic Trainer Marco Nunez
Vice President, Public Relations John Black
2015-16 Record 17-65
Arena Staples Center (18,997)

NUGGETS ALL-TIME VS. L.A. LAKERS

YEAR	HOME	AWAY	TOTAL	RUNNING TOTAL
76-77	2-0	0-2	2-2	2-2
77-78	2-0	1-1	3-1	5-3
78-79	2-0	1-1	3-1	8-4
79-80	1-2	0-3	1-5	9-9
80-81	1-1	2-1	3-2	12-11
81-82	1-2	0-2	1-4	13-15
82-83	0-2	1-2	1-4	14-19
83-84	0-3	1-1	1-4	15-23
84-85	0-2	2-1	2-3	17-26
85-86	2-1	1-1	3-2	20-28
86-87	0-2	0-3	0-5	20-33
87-88	2-1	1-1	3-2	23-35
88-89	1-1	0-2	1-3	24-38
89-90	0-2	0-2	0-4	24-42
90-91	0-2	0-2	0-4	24-46
91-92	1-1	0-2	1-3	25-49
92-93	1-1	0-2	1-3	26-52
93-94	1-1	2-0	3-1	29-53
94-95	0-2	2-0	2-2	31-55
95-96	1-1	1-1	2-2	33-57
96-97	0-2	0-2	0-4	33-61
97-98	0-2	0-2	0-4	33-65
98-99	1-1	0-1	1-2	34-67
99-00	1-1	0-2	1-3	35-70
00-01	2-0	0-2	2-2	37-72
01-02	0-2	1-1	1-3	38-75
02-03	0-2	0-2	0-4	38-79
03-04	1-1	0-2	1-3	39-82
04-05	2-0	0-2	2-2	41-84
05-06	1-1	0-1	1-2	42-86
06-07	2-0	1-1	3-1	45-87
07-08	0-1	0-2	0-3	45-90
08-09	1-1	0-2	1-3	46-93
09-10	2-0	1-1	3-1	49-94
10-11	1-1	1-0	2-1	51-95
11-12	1-1	0-2	1-3	52-98
12-13	2-0	1-1	3-1	55-99
13-14	2-0	1-0	3-0	58-99
14-15	1-1	2-0	3-1	61-100
15-16	1-1	2-0	3-1	64-102
TOTALS	39-45	25-56	64-102	.386

SERIES INFORMATION

2015-16 RESULTS VS. LA LAKERS (3-1)

Nov. 3	W	120-109 @ Los Angeles
Dec. 22	L	107-111 @ Denver
Mar. 2	W	117-107 @ Denver
Mar. 25	W	116-105 @ Los Angeles

2016-17 SCHEDULE

Jan. 17	@ Los Angeles
Jan. 31	@ Los Angeles
Mar. 13	@ Denver

NUGGETS CURRENT STREAK

Overall:	Won 2
Home:	Won 1
Away:	Won 6

LAKERS LAST WIN

In Los Angeles:	122-103, Nov. 30, 2012
In Denver:	111-107, Dec. 22, 2015

NUGGETS LAST WIN

In Los Angeles:	116-105, Mar. 25, 2016
In Denver:	117-107, Mar. 2, 2016

LAKERS BIGGEST WIN

39 pts	131-92, Feb. 19, 1998 in Los Angeles
--------	--------------------------------------

NUGGETS BIGGEST WIN

29 pts	113-84, Nov. 12, 1993 in Los Angeles
--------	--------------------------------------





MEMPHIS GRIZZLIES



191 BEALE ST. - MEMPHIS, TN 38103 - (901) 205-1234

Chairman & Controlling Owner Robert J. Pera
General Manager Chris Wallace
V.P. of Basketball Operations John Hollinger
Head Coach David Fizdale
Associate Head Coach J.B. Bickerstaff
Assistant Coaches Keith Smart, Bob Bender, Nick Van Exel, Adam Mazarei
Head Athletic Trainer Jim Scholler
Director of Comm. & Publications Jason Wallace
2015-16 Record 42-40 (Lost to San Antonio, 4-0, in First Round)
Arena FedExForum (18,119)

NUGGETS ALL-TIME VS. MEMPHIS

YEAR	HOME	AWAY	TOTAL	RUNNING TOTAL
95-96	1-1	2-0	3-1	3-1
96-97	2-0	1-1	3-1	6-2
97-98	1-1	0-2	1-3	7-5
98-99	2-0	1-1	3-1	10-6
99-00	2-0	0-2	2-2	12-8
00-01	2-0	2-0	4-0	16-8
01-02*	2-0	1-1	3-1	19-9
02-03	2-0	0-2	2-2	21-11
03-04	2-0	0-2	2-2	23-13
04-05	2-0	2-0	4-0	27-13
05-06	2-0	0-1	2-1	29-14
06-07	1-1	1-1	2-2	31-16
07-08	2-0	2-0	4-0	35-16
08-09	1-0	2-0	3-0	38-16
09-10	2-0	1-1	3-1	41-17
10-11	2-0	0-1	2-1	43-18
11-12	0-1	0-2	0-3	43-21
12-13	2-0	1-1	3-1	46-22
13-14	1-1	0-2	1-3	47-25
14-15	1-0	0-2	1-2	48-27
15-16	0-2	1-1	1-3	49-30
TOTALS	32-7	17-23	49-30	.620

* Moved to Memphis for 2001-02 season.

Record vs. Vancouver: 16-9 (10-2 home, 6-6 away) - 6 years

Record vs. Memphis: 33-22 (22-5 home, 11-17 away) - 15 years

SERIES INFORMATION

2015-16 RESULTS VS. MEMPHIS (1-3)

Jan. 8	L	84-91 @ Memphis
Jan. 21	L	101-102 @ Denver
Feb. 29	L	96-103 @ Denver
Mar. 30	W	109-105 @ Memphis

2016-17 SCHEDULE

Nov. 8	@ Memphis
Feb. 1	@ Denver
Feb. 26	@ Denver

NUGGETS CURRENT STREAK

Overall:	Won 1
Home:	Lost 2
Away:	Won 1

GRIZZLIES LAST WIN

In Memphis:	91-84, Jan. 8, 2016
In Denver:	103-96, Feb. 29, 2016

NUGGETS LAST WIN

In Memphis:	109-105, Mar. 30, 2016
In Denver:	114-85, Jan. 3, 2015

GRIZZLIES BIGGEST WIN

30 pts	99-69, Jan. 29, 2015, in Memphis
--------	----------------------------------

NUGGETS BIGGEST WIN

29 pts	114-85, Jan. 3, 2015 in Denver
--------	--------------------------------





THE NBA



MIAMI HEAT

601 BISCAYNE BLVD. - MIAMI, FL 33132 - (786) 777-HEAT

Managing General Partner Micky Arison
President Pat Riley
Head Coach Erik Spoelstra
Assistant Coaches Juwan Howard, Dan Craig, Chris Quinn
Head Athletic Trainer Jay Sabol
Vice President, Sports Media Relations Tim Donovan
Sr. Director of Sports Media Relations Rob Wilson
2015-16 Record 48-34 (Lost to Toronto, 4-3, in Second Round)
Arena American Airlines Arena (19,600)

NUGGETS ALL-TIME VS. MIAMI

YEAR	HOME	AWAY	TOTAL	RUNNING TOTAL
88-89	3-0	2-1	5-1	5-1
89-90	1-0	1-0	2-0	7-1
90-91	0-1	0-1	0-2	7-3
91-92	0-1	0-1	0-2	7-5
92-93	0-1	0-1	0-2	7-7
93-94	1-0	0-1	1-1	8-8
94-95	1-0	1-0	2-0	10-8
95-96	0-1	0-1	0-2	10-10
96-97	0-1	0-1	0-2	10-12
97-98	0-1	0-1	0-2	10-14
98-99	0-0	0-1	0-1	10-15
99-00	0-1	0-1	0-2	10-17
00-01	0-1	0-1	0-2	10-19
01-02	0-1	0-1	0-2	10-21
02-03	1-0	1-0	2-0	12-21
03-04	1-0	0-1	1-1	13-22
04-05	1-0	0-1	1-1	14-23
05-06	1-0	1-0	2-0	16-23
06-07	1-0	1-0	2-0	18-23
07-08	1-0	1-0	2-0	20-23
08-09	1-0	1-0	2-0	22-23
09-10	1-0	0-1	1-1	23-24
10-11	1-0	0-1	1-1	24-25
11-12	1-0	0-0	1-0	25-25
12-13	0-1	0-1	0-2	25-27
13-14	0-1	1-0	1-1	26-28
14-15	1-0	0-1	1-1	27-29
15-16	0-1	0-1	0-2	27-31
TOTALS	17-12	10-19	27-31	.466

SERIES INFORMATION

2015-16 RESULTS VS. MIAMI (0-2)

Jan. 15 L 95-98 @ Denver
 Mar. 14 L 119-124 @ Miami

2016-17 SCHEDULE

Nov. 30 @ Denver
 Apr. 2 @ Miami

NUGGETS CURRENT STREAK

Overall: Lost 3
 Home: Lost 1
 Away: Lost 2

HEAT LAST WIN

In Miami: 124-119, Mar. 14, 2016
 In Denver: 98-95, Jan. 15, 2016

NUGGETS LAST WIN

In Miami: 111-107, Mar. 14, 2014
 In Denver: 102-82, Dec. 10, 2014

HEAT BIGGEST WIN

29 pts 141-112, Feb. 14, 1991 in Miami

NUGGETS BIGGEST WIN

31 pts 135-104, Dec. 23, 1989 in Miami





MILWAUKEE BUCKS



1001 N. FOURTH STREET - MILWAUKEE, WI 53203 - (414) 227-0500

Owners Wes Edens, Marc Lasry, Jamie Dinan
General Manager John Hammond
Head Coach Jason Kidd
Assistant Coaches Joe Prunty, Eric Hughes, Greg Foster, Sean Sweeney,
 Stacey Augmon
Director of Medical Services Michael Snelling
Vice President, Public Relations Dan Smyczek
Director Communications Mark Rosenberg
2015-16 Record 33-49
Arena BMO Harris Bradley Center (18,717)

NUGGETS ALL-TIME VS. MILWAUKEE

YEAR	HOME	AWAY	TOTAL	RUNNING TOTAL
76-77	2-0	1-1	3-1	3-1
77-78	2-0	1-1	3-1	6-2
78-79	2-0	0-2	2-2	8-4
79-80	2-1	1-2	3-3	11-7
80-81	1-0	0-1	1-1	12-8
81-82	0-1	1-0	1-1	13-9
82-83	1-0	1-0	2-0	15-9
83-84	1-0	0-1	1-1	16-10
84-85	1-0	0-1	1-1	17-11
85-86	1-0	1-0	2-0	19-11
86-87	1-0	0-1	1-1	20-12
87-88	1-0	0-1	1-1	21-13
88-89	0-1	0-1	0-2	21-15
89-90	1-0	0-1	1-1	22-16
90-91	0-1	1-0	1-1	23-17
91-92	1-0	0-1	1-1	24-18
92-93	1-0	0-1	1-1	25-19
93-94	1-0	1-0	2-0	27-19
94-95	1-0	1-0	2-0	29-19
95-96	1-0	0-1	1-1	30-20
96-97	1-0	0-1	1-1	31-21
97-98	0-1	0-1	0-2	31-23
98-99	1-0	0-0	1-0	32-23
99-00	1-0	1-0	2-0	34-23
00-01	1-0	0-1	1-1	35-24
01-02	0-1	0-1	0-2	35-26
02-03	1-0	0-1	1-1	36-27
03-04	1-0	1-0	2-0	38-27
04-05	1-0	1-0	2-0	40-27
05-06	0-1	1-0	1-1	41-28
06-07	1-0	1-0	2-0	43-28
07-08	1-0	0-1	1-1	44-29
08-09	1-0	0-1	1-1	45-30
09-10	0-1	0-1	0-2	45-32
10-11	1-0	1-0	2-0	47-32
11-12	1-0	1-0	2-0	49-32
12-13	1-0	1-0	2-0	51-32
13-14	1-0	1-0	2-0	53-32
14-15	1-0	0-1	1-1	54-33
15-16	1-0	0-1	1-1	55-34
TOTALS	37-8	18-26	55-34	.618

SERIES INFORMATION

2015-16 RESULTS VS. MILWAUKEE (1-1)

Nov. 11 W 103-102 @ Denver
 Nov. 30 L 74-92 @ Milwaukee

2016-17 SCHEDULE

Feb. 3 @ Denver
 Mar. 1 @ Milwaukee

NUGGETS CURRENT STREAK

Overall: Lost 1
 Home: Won 6
 Away: Lost 2

BUCKS LAST WIN

In Milwaukee: 92-74, Nov. 30, 2015
 In Denver: 102-97, Mar. 20, 2010

NUGGETS LAST WIN

In Milwaukee: 101-90, Feb. 20, 2014
 In Denver: 103-102, Nov. 11, 2015

BUCKS BIGGEST WIN

48 pts 143-95, Mar. 27, 1980 in Milwaukee

NUGGETS BIGGEST WIN

23 pts 135-112, Feb. 2, 2000 in Denver





THE NBA



MINNESOTA TIMBERWOLVES

600 FIRST AVENUE NORTH - MINNEAPOLIS, MN 55403 - (612) 673-1600

Owner Glen Taylor
President Chris Wright
President of Basketball Ops/Head Coach ... Tom Thibodeau
Assistant Coaches Andy Greer, Ryan Saunders, Rick Brunson
Dir. Med Ops/Head Athletic Trainer Gregg Farnam
VP of Communications Brad Ruter
Public Relations Manager Aaron Seehusen
2015-16 Record 29-53
Arena Target Center (19,356)

NUGGETS ALL-TIME VS. MINNESOTA

YEAR	HOME	AWAY	TOTAL	RUNNING TOTAL
89-90	2-0	3-0	5-0	5-0
90-91	3-0	0-2	3-2	8-2
91-92	1-1	1-2	2-3	10-5
92-93	3-0	0-2	3-2	13-7
93-94	2-0	2-1	4-1	17-8
94-95	3-0	3-0	6-0	23-8
95-96	2-0	2-0	4-0	27-8
96-97	0-2	0-2	0-4	27-12
97-98	1-1	0-2	1-3	28-15
98-99	0-2	0-1	0-3	28-18
99-00	1-1	1-1	2-2	30-20
00-01	1-1	1-1	2-2	32-22
01-02	1-1	1-1	2-2	34-24
02-03	0-2	0-2	0-4	34-28
03-04	1-1	0-2	1-3	35-31
04-05	1-1	1-1	2-2	37-33
05-06	2-0	1-1	3-1	40-34
06-07	1-1	1-1	2-2	42-36
07-08	2-0	2-0	4-0	46-36
08-09	2-0	2-0	4-0	50-36
09-10	1-1	2-0	3-1	53-37
10-11	2-0	2-0	4-0	57-37
11-12	2-0	1-1	3-1	60-38
12-13	1-1	1-1	2-2	62-40
13-14	1-1	1-1	2-2	64-42
14-15	1-1	2-0	3-1	67-43
15-16	1-1	2-0	3-1	70-44
TOTALS	38-19	32-25	70-44	.614

SERIES INFORMATION

2015-16 RESULTS VS. MINNESOTA (3-1)

Oct. 30	L	78-95 @ Denver
Dec. 11	W	111-108 (OT) @ Denver
Dec. 15	W	112-100 @ Minnesota
Jan. 6	W	78-74 @ Minnesota

2016-17 SCHEDULE

Nov. 3	@ Minnesota
Dec. 28	@ Denver
Jan. 22	@ Minnesota
Feb. 15	@ Denver

NUGGETS CURRENT STREAK

Overall:	Won 3
Home:	Won 1
Away:	Won 4

TIMBERWOLVES LAST WIN

In Minneapolis:	117-90, Feb. 12, 2014
In Denver:	95-78, Oct. 30, 2015

NUGGETS LAST WIN

In Minneapolis:	78-74, Jan. 6, 2016
In Denver:	111-108 (OT), Dec. 11, 2015

TIMBERWOLVES BIGGEST WIN

27 pts	117-90, Feb. 12, 2014 in Minnesota
27 pts	107-80, Feb. 13, 1998 in Denver

NUGGETS BIGGEST WIN

29 pts	131-102, Apr. 26, 2012 in Minn.
--------	---------------------------------





NEW ORLEANS PELICANS



1250 POYDRAS, 19TH FLOOR - NEW ORLEANS, LA 70113 - (504) 593-4700

Owner/Chairman of the Board	Tom Benson
President	Dennis Lauscha
General Manager	Dell Demps
Head Coach	Alvin Gentry
Associate Head Coach	Darren Erman
Assistant Coaches	Phil Weber, Robert Pack, Fred Vinson, Kevin Hanson
Head Athletic Trainer	Duane Brooks
Sr. VP of Communications/Broadcasting	Greg Benschel
Director of Basketball Communications	Matt Ryan
2015-16 Record	30-52
Arena	Smoothie King Center (16,867)

NUGGETS ALL-TIME VS. NEW ORLEANS

YEAR	HOME	AWAY	TOTAL	RUNNING TOTAL
02-03*	0-1	0-1	0-2	0-2
03-04	1-0	0-1	1-1	1-3
04-05	2-0	2-0	4-0	5-3
05-06^	0-1	2-0	2-1	7-4
06-07^	1-1	1-1	2-2	9-6
07-08	1-1	0-1	1-2	10-8
08-09	1-1	1-1	2-2	12-10
09-10	2-0	1-1	3-1	15-11
10-11	0-1	1-1	1-2	16-13
11-12	1-1	1-1	2-2	18-15
12-13	2-0	0-1	2-1	20-16
13-14#	2-0	0-2	2-2	22-18
14-15	1-1	2-0	3-1	25-19
15-16	0-1	1-1	1-2	26-21
TOTALS	14-9	12-12	26-21	.553

* Moved to New Orleans for 2002-03 season.

^ New Orleans/Oklahoma City for 2005-06 and '06-07 seasons.

Became the New Orleans Pelicans in 2013-14

Record vs. Pelicans: 6-5 (3-2 home, 3-3 away) - 3 years

Record vs. Hornets 16-13 (10-5 home, 6-8 away) - 9 years

Record vs. New Orleans/Oklahoma City Hornets 4-3 (1-2 home, 3-1 away) - 2 years.

SERIES INFORMATION

2015-16 RESULTS VS. NEW ORLEANS (1-2)

Nov. 17	W	115-98 @ New Orleans
Dec. 20	L	125-130 @ Denver
Mar. 31	L	95-101 @ New Orleans

2016-17 SCHEDULE

Oct. 26	@ New Orleans
Mar. 26	@ Denver
Apr. 4	@ New Orleans
Apr. 7	@ Denver

NUGGETS CURRENT STREAK

Overall:	Lost 2
Home:	Lost 2
Away:	Lost 1

PELICANS LAST WIN

In New Orleans:	101-95, Mar. 31, 2016
In Denver:	130-125, Dec. 20, 2015

NUGGETS LAST WIN

In New Orleans:	115-98, Nov. 17, 2015
In Denver:	117-97, Nov. 21, 2014

PELICANS BIGGEST WIN

24 pts	117-93, Jan. 28, 2008 in New Orleans
	110-86, Mar. 25, 2013 in New Orleans

NUGGETS BIGGEST WIN

30 pts	137-107, Apr. 2, 2014 in Denver
--------	---------------------------------





THE NBA



NEW YORK KNICKS

TWO PENNSYLVANIA PLAZA - NEW YORK, NY 10121 - (212) 465-6471

Chairman, MSG James L. Dolan
President Phil Jackson
Head Coach Jeff Hornacek
Associate Head Coach Kurt Rambis
Assistant Coaches Howard Eisley, Corey Gaines, Joshua Longstaff, Jerry Sichting
Head Athletic Trainer Roger Hinds
VP, Public Relations Jonathan Supranowitz
2015-16 Record 32-50
Arena Madison Square Garden (19,812)

NUGGETS ALL-TIME VS. NEW YORK

YEAR	HOME	AWAY	TOTAL	RUNNING TOTAL
76-77	1-1	1-1	2-2	2-2
77-78	0-2	1-1	1-3	3-5
78-79	2-0	1-1	3-1	6-6
79-80	1-0	0-1	1-1	7-7
80-81	0-1	0-1	0-2	7-9
81-82	1-0	0-1	1-1	8-10
82-83	0-1	0-1	0-2	8-12
83-84	0-1	1-0	1-1	9-13
84-85	1-0	0-1	1-1	10-14
85-86	1-0	0-1	1-1	11-15
86-87	1-0	1-0	2-0	13-15
87-88	1-0	0-1	1-1	14-16
88-89	1-0	0-1	1-1	15-17
89-90	0-1	1-0	1-1	16-18
90-91	1-0	0-1	1-1	17-19
91-92	0-1	0-1	0-2	17-21
92-93	1-0	0-1	1-1	18-22
93-94	1-0	0-1	1-1	19-23
94-95	0-1	0-1	0-2	19-25
95-96	0-1	1-0	1-1	20-26
96-97	0-1	0-1	0-2	20-28
97-98	0-1	0-1	0-2	20-30
98-99	Did not play			
99-00	0-1	1-0	1-1	21-31
00-01	1-0	0-1	1-1	22-32
01-02	1-0	1-0	2-0	24-32
02-03	0-1	0-1	0-2	24-34
03-04	1-0	0-1	1-1	25-35
04-05	1-0	0-1	1-1	26-36
05-06	1-0	1-0	2-0	28-36
06-07	0-1	1-0	1-1	29-37
07-08	1-0	0-1	1-1	30-38
08-09	1-0	1-0	2-0	32-38
09-10	1-0	0-1	1-1	33-39
10-11	1-0	0-1	1-1	34-40
11-12	0-0	1-0	1-0	35-40
12-13	1-0	0-1	1-1	36-41
13-14	1-0	0-1	1-1	37-42
14-15	1-0	0-1	1-1	38-43
15-16	1-0	1-0	2-0	40-43
TOTALS	26-15	14-28	40-43	.482

SERIES INFORMATION

2015-16 RESULTS VS. NEW YORK (2-0)

Feb. 11 W 101-96 @ New York
 Mar. 8 W 110-94 @ Denver

2016-17 SCHEDULE

Dec. 17 @ Denver
 Feb. 10 @ New York

NUGGETS CURRENT STREAK

Overall: Won 3
 Home: Won 8
 Away: Won 1

KNICKS LAST WIN

In New York: 109-93, Nov. 16, 2014
 In Denver: 109-107, Nov. 8, 2006

NUGGETS LAST WIN

In New York: 101-96, Feb. 11, 2016
 In Denver: 110-94, Mar. 8, 2016

KNICKS BIGGEST WIN

27 pts 117-90, Feb. 7, 2014 in New York

NUGGETS BIGGEST WIN

32 pts 115-83, Nov. 17, 2007 in Denver



OKLAHOMA CITY THUNDER



211 N. ROBINSON, SUITE 300 - OKLAHOMA CITY, OK 73102 - (405) 208-4800

Chairman	Clayton I. Bennett
Exec. VP & General Manager	Sam Presti
Head Coach	Billy Donovan
Assistant Coaches	Mark Bryant, Maurice Cheeks, Anthony Grant, Vin Bhavnani, Darko Rajakovic, Royal Ivey, Adrian Grifin
Head Athletic Trainer	Joe Sharpe
Director, Basketball Communications	Matt Tumbleson
2015-16 Record	55-27 (Lost to Golden State, 4-3, in Western Conference Finals)
Arena	Chesapeake Energy Arena (18,203)

NUGGETS ALL-TIME VS. OKLAHOMA CITY

YEAR	HOME	AWAY	TOTAL	RUNNING TOTAL
76-77	2-0	2-0	4-0	4-0
77-78	1-1	0-2	1-3	5-3
78-79	1-1	2-0	3-1	8-4
79-80	1-2	0-3	1-5	9-9
80-81	2-0	1-2	3-2	12-11
81-82	1-2	1-1	2-3	14-14
82-83	2-0	1-2	3-2	17-16
83-84	2-1	0-2	2-3	19-19
84-85	1-1	2-1	3-2	22-21
85-86	2-1	0-2	2-3	24-24
86-87	2-0	0-3	2-3	26-27
87-88	3-0	1-1	4-1	30-28
88-89	2-0	0-2	2-2	32-30
89-90	2-0	0-2	2-2	34-32
90-91	0-2	0-2	0-4	34-36
91-92	1-1	0-2	1-3	35-39
92-93	0-2	1-1	1-3	36-42
93-94	2-0	0-2	2-2	38-44
94-95	1-1	0-2	1-3	39-47
95-96	1-1	0-2	1-3	40-50
96-97	0-2	0-2	0-4	40-54
97-98	0-2	0-2	0-4	40-58
98-99	2-0	0-2	2-2	42-60
99-00	1-1	0-2	1-3	43-63
00-01	2-0	0-2	2-2	45-65
01-02	2-0	1-1	3-1	48-66
02-03	0-2	1-1	1-3	49-69
03-04	1-1	1-1	2-2	51-71
04-05	1-1	1-1	2-2	53-73
05-06	1-1	1-1	2-2	55-75
06-07	1-1	2-0	3-1	58-76
07-08	2-0	1-1	3-1	61-77
08-09*	2-0	2-0	4-0	65-77
09-10	2-0	1-1	3-1	68-78
10-11	1-1	0-2	1-3	69-81
11-12	0-1	1-1	1-2	70-83
12-13	2-0	1-1	3-1	73-84
13-14	1-1	0-2	1-3	74-87
14-15	1-1	0-2	1-3	75-90
15-16	0-2	0-2	0-4	75-94
TOTALS	51-33	24-61	75-94	.444

SERIES INFORMATION

2015-16 RESULTS VS. OKLAHOMA CITY (0-4)

Nov. 1	L	93-117 @ Oklahoma City
Dec. 27	L	112-122 @ Oklahoma City
Jan. 19	L	104-110 @ Denver
Apr. 5	L	102-124 @ Denver

2016-17 SCHEDULE

Nov. 25	@ Denver
Jan. 7	@ Oklahoma City
Apr. 9	@ Denver
Apr. 12	@ Oklahoma City

NUGGETS CURRENT STREAK

Overall:	Lost 6
Home:	Lost 3
Away:	Lost 7

THUNDER LAST WIN

In Okla. City:	122-112, Dec. 27, 2015
In Denver:	124-102, Apr. 5, 2016

NUGGETS LAST WIN

In Okla. City:	114-104, Mar. 19, 2013
In Denver:	107-100, Nov. 19, 2015

THUNDER BIGGEST WIN

47 pts	146-99, Jan. 15, 1991 in Seattle
--------	----------------------------------

NUGGETS BIGGEST WIN

52 pts	168-116, March 16, 2008 in Denver
--------	-----------------------------------

* Moved to Oklahoma City for 2008-09 season.

Record vs. Seattle: 61-77 (42-27 home, 19-50 away) - 32 years
Record vs. Oklahoma City: 14-17 (9-6 home, 5-11 away) - 8 years





THE NBA



ORLANDO
MAGIC

8701 MAITLAND SUMMIT BLVD. - ORLANDO, FL 32810 - (407) 916-2400

Sr. Chairman Rich DeVos
CEO Alex Martins
General Manager Rob Hennigan
Head Coach Frank Vogel
Assistant Coaches Chad Forcier, Corliss Williamson, David Adelman
Asst. Coaches for Player Development Jay Hernandez
Head Athletic Trainer Keon Weise
Chief Communications Officer Joel Glass
Director of Communications George Galante
2015-16 Record 35-47
Arena Amway Center (18,846)

NUGGETS ALL-TIME VS. ORLANDO

YEAR	HOME	AWAY	TOTAL	RUNNING TOTAL
89-90	1-0	1-0	2-0	2-0
90-91	2-0	0-3	2-3	4-3
91-92	1-0	1-0	2-0	6-3
92-93	0-1	0-1	0-2	6-5
93-94	1-0	0-1	1-1	7-6
94-95	0-1	0-1	0-2	7-8
95-96	1-0	0-1	1-1	8-9
96-97	0-1	0-1	0-2	8-11
97-98	0-1	0-1	0-2	8-13
98-99		Did not play		
99-00	0-1	0-1	0-2	8-15
00-01	0-1	0-1	0-2	8-17
01-02	0-1	0-1	0-2	8-19
02-03	0-1	0-1	0-2	8-21
03-04	1-0	0-1	1-1	9-22
04-05	1-0	0-1	1-1	10-23
05-06	1-0	0-1	1-1	11-24
06-07	1-0	0-1	1-1	12-25
07-08	1-0	0-1	1-1	13-26
08-09	0-1	1-0	1-1	14-27
09-10	1-0	0-1	1-1	15-28
10-11	1-0	0-1	1-1	16-29
11-12	1-0	1-0	2-0	18-29
12-13	1-0	0-1	1-1	19-30
13-14	1-0	1-0	2-0	21-30
14-15	1-0	1-0	2-0	23-30
15-16	0-1	0-1	0-2	23-32
TOTALS	17-10	6-22	23-32	.418

SERIES INFORMATION

2015-16 RESULTS VS. ORLANDO (0-2)

Dec. 8 L 74-85 @ Denver
 Mar. 15 L 110-116 @ Orlando

2016-17 SCHEDULE

Dec. 10 @ Orlando
 Jan. 16 @ Denver

NUGGETS CURRENT STREAK

Overall: Lost 2
 Home: Lost 1
 Away: Lost 1

MAGIC'S LAST WIN

In Orlando: 116-110, Mar. 15, 2016
 In Denver: 85-74, Dec. 8, 2015

NUGGETS LAST WIN

In Orlando: 119-100, Mar. 22, 2015
 In Denver: 93-90, Jan. 7, 2015

MAGIC'S BIGGEST WIN

39 pts 155-116, Dec. 12, 1990 in Orlando

NUGGETS BIGGEST WIN

36 pts 141-105, Jan. 11, 1990 in Denver



PHILADELPHIA 76ERS



3601 SOUTH BROAD STREET - PHILADELPHIA, PA 19148 - (215) 339-7666

Managing General Partner Josh Harris
Co-Managing General Partner David Blitzer
President of Basketball Ops Bryan Colangelo
Head Coach Brett Brown
Assistant Coaches Jim O'Brien, Lloyd Pierce, Kevin Young, Billy Lange,
 John Townsend, Todd Wright
Head Athletic Trainer Kevin Johnson
Director of Public Relations Mike Preston
2015-16 Record 10-72
Arena Wells Fargo Center (20,328)

NUGGETS ALL-TIME VS. PHILADELPHIA

YEAR	HOME	AWAY	TOTAL	RUNNING TOTAL
76-77	1-1	0-2	1-3	1-3
77-78	1-1	0-2	1-3	2-6
78-79	0-1	0-2	0-3	2-9
79-80	0-1	0-1	0-2	2-11
80-81	1-0	0-1	1-1	3-12
81-82	1-0	0-1	1-1	4-13
82-83	0-1	0-1	0-2	4-15
83-84	1-0	0-1	1-1	5-16
84-85	1-0	0-1	1-1	6-17
85-86	0-1	1-0	1-1	7-18
86-87	0-1	0-1	0-2	7-20
87-88	1-0	1-0	2-0	9-20
88-89	1-0	0-1	1-1	10-21
89-90	1-0	0-1	1-1	11-22
90-91	0-1	0-1	0-2	11-24
91-92	1-0	1-0	2-0	13-24
92-93	1-0	0-1	1-1	14-25
93-94	0-1	0-1	0-2	14-27
94-95	1-0	0-1	1-1	15-28
95-96	1-0	1-0	2-0	17-28
96-97	0-1	1-0	1-1	18-29
97-98	0-1	0-1	0-2	18-31
98-99	Did not play			
99-00	1-0	1-0	2-0	20-31
00-01	1-0	0-1	1-1	21-32
01-02	1-0	0-1	1-1	22-33
02-03	0-1	0-1	0-2	22-35
03-04	1-0	1-0	2-0	24-35
04-05	1-0	0-1	1-1	25-36
05-06	0-1	1-0	1-1	26-37
06-07	0-1	1-0	1-1	27-38
07-08	1-0	0-1	1-1	28-39
08-09	1-0	1-0	2-0	30-39
09-10	0-1	1-0	1-1	31-40
10-11	0-1	0-1	0-2	31-42
11-12	0-0	1-0	1-0	32-42
12-13	1-0	0-1	1-1	33-43
13-14	0-1	1-0	1-1	34-44
14-15	0-1	0-1	0-2	34-46
15-16	1-0	1-0	2-0	36-46
TOTALS	22-18	14-28	36-46	.439

SERIES INFORMATION

2015-16 RESULTS VS. PHILADELPHIA (2-0)

Dec. 15 W 108-105 @ Philadelphia
 Mar. 23 W 104-103 @ Denver

2016-17 SCHEDULE

Dec. 5 @ Philadelphia
 Dec. 30 @ Denver

NUGGETS CURRENT STREAK

Overall: Won 2
 Home: Won 1
 Away: Won 1

76ERS LAST WIN

In Philadelphia: 105-98, Feb. 3, 2015
 In Denver: 99-85, Mar. 25, 2015

NUGGETS LAST WIN

In Philadelphia: 108-105, Dec. 15, 2015
 In Denver: 104-103, Mar. 23, 2016

76ERS BIGGEST WIN

31 pts 132-101, Nov. 5, 1977 in Philadelphia

NUGGETS BIGGEST WIN

30 pts 105-75, Feb. 23, 1995, in Denver





THE NBA



PHOENIX
SUNS

201 E. JEFFERSON STREET - PHOENIX, AZ 85004 - (602) 379-7900

Managing Partner Robert Sarver
General Manager Ryan McDonough
Head Coach Earl Watson
Assistant Coaches Tyrone Corbin, Nate Bjorkgren, Marlon Garnett
VP Athlete Care/Head Athletic Trainer Aaron Nelson
VP, Basketball Communications Julie Fie
2015-16 Record 23-59
Arena Talking Stick Resort Arena (18,055)

NUGGETS ALL-TIME VS. PHOENIX

YEAR	HOME	AWAY	TOTAL	RUNNING TOTAL
76-77	2-0	1-1	3-1	3-1
77-78	1-1	1-1	2-2	5-3
78-79	1-1	2-0	3-1	8-4
79-80	1-2	0-3	1-5	9-9
80-81	1-2	0-2	1-4	10-13
81-82	1-1	1-2	2-3	12-16
82-83	3-0	1-1	4-1	16-17
83-84	1-1	1-2	2-3	18-20
84-85	3-0	1-1	4-1	22-21
85-86	2-0	2-1	4-1	26-22
86-87	3-0	0-2	3-2	29-24
87-88	2-0	1-2	3-2	32-26
88-89	1-1	0-2	1-3	33-29
89-90	1-1	0-2	1-3	34-32
90-91	0-2	0-2	0-4	34-36
91-92	1-1	0-2	1-3	35-39
92-93	1-1	0-2	1-3	36-42
93-94	1-1	0-2	1-3	37-45
94-95	1-1	0-2	1-3	38-48
95-96	2-0	1-1	3-1	41-49
96-97	1-1	1-1	2-2	43-51
97-98	0-2	0-2	0-4	43-55
98-99	0-2	0-1	0-3	43-58
99-00	1-1	0-2	1-3	44-61
00-01	0-2	0-2	0-4	44-65
01-02	2-0	1-1	3-1	47-66
02-03	0-2	1-1	1-3	48-69
03-04	2-0	2-0	4-0	52-69
04-05	0-2	0-2	0-4	52-73
05-06	1-1	0-2	1-3	53-76
06-07	1-1	0-1	1-2	54-78
07-08	2-0	0-2	2-2	56-80
08-09	1-0	0-2	1-2	57-82
09-10	1-1	0-2	1-3	58-85
10-11	2-0	1-1	3-1	61-86
11-12	2-0	1-0	3-0	64-86
12-13	1-0	1-1	2-1	66-87
13-14	0-2	0-2	0-4	66-91
14-15	1-1	0-1	1-2	67-93
15-16	1-1	1-1	2-2	69-95
TOTALS	48-35	21-60	69-95	.421

SERIES INFORMATION

2015-16 RESULTS VS. PHOENIX (2-2)

Nov. 14	L	81-105 @ Phoenix
Nov. 20	L	107-114 @ Denver
Dec. 23	W	104-96 @ Phoenix
Mar. 10	W	116-98 @ Denver

2016-17 SCHEDULE

Nov. 16	@ Denver
Nov. 27	@ Phoenix
Jan. 26	@ Denver
Jan. 28	@ Phoenix

NUGGETS CURRENT STREAK

Overall:	Won 2
Home:	Won 1
Away:	Won 1

SUNS LAST WIN

In Phoenix:	105-81, Nov. 14, 2015
In Denver:	114-107, Nov. 20, 2015

NUGGETS LAST WIN

In Phoenix:	104-96, Dec. 23, 2015
In Denver:	116-98, Mar. 10, 2016

SUNS BIGGEST WIN

41 pts	129-88, Dec. 27, 1992 in Phoenix
--------	----------------------------------

NUGGETS BIGGEST WIN

34 pts	132-98, Jan. 11, 2011 in Denver
--------	---------------------------------



PORTLAND TRAIL BLAZERS



ONE CENTER COURT, SUITE 200 - PORTLAND, OR 97227 - (503) 234-9291

Owner Paul Allen
President of Basketball Operations Neil Olshey
Head Coach Terry Stotts
Assistant Coaches David Vanterpool, Nate Tibbetts, Dale Osbourne, John McCullough,
 Jim Moran
Head Athletic Trainer Geoff Clark
VP of Basketball Communications Jim Taylor
Basketball Communications Director Collin Romer
2015-16 Record 44-38 (Lost to Golden State, 4-1, in Second Round)
Arena The Moda Center (19,441)

NUGGETS ALL-TIME VS. PORTLAND

YEAR	HOME	AWAY	TOTAL	RUNNING TOTAL
76-77	1-1	1-1	2-2	2-2
77-78	2-0	1-1	3-1	5-3
78-79	1-1	0-2	1-3	6-6
79-80	2-1	0-2	2-4	8-10
80-81	2-1	0-2	2-3	10-13
81-82	1-1	1-2	2-3	12-16
82-83	1-2	1-1	2-3	14-19
83-84	1-1	0-3	1-4	15-23
84-85	3-0	1-1	4-1	19-24
85-86	2-0	1-2	3-2	22-26
86-87	3-0	0-2	3-2	25-28
87-88	2-0	0-3	2-3	27-31
88-89	1-1	1-1	2-2	29-33
89-90	1-1	1-1	2-2	31-35
90-91	0-2	0-2	0-4	31-39
91-92	1-1	0-2	1-3	32-42
92-93	1-1	0-2	1-3	33-45
93-94	1-1	0-2	1-3	34-48
94-95	2-0	1-1	3-1	37-49
95-96	0-2	0-2	0-4	37-53
96-97	0-2	0-2	0-4	37-57
97-98	2-0	0-2	2-2	39-59
98-99	0-1	0-2	0-3	39-62
99-00	1-1	1-1	2-2	41-64
00-01	2-0	0-2	2-2	43-66
01-02	2-0	0-2	2-2	45-68
02-03	1-1	1-1	2-2	47-70
03-04	2-0	2-0	4-0	51-70
04-05	2-0	1-1	3-1	54-71
05-06	2-0	2-0	4-0	58-71
06-07	2-0	1-1	3-1	61-72
07-08	1-1	1-1	2-2	63-74
08-09	2-0	0-2	2-2	65-76
09-10	2-0	1-1	3-1	68-77
10-11	2-0	0-2	2-2	70-79
11-12	1-0	0-2	1-2	71-81
12-13	2-0	1-1	3-1	74-82
13-14	0-2	0-2	0-4	74-86
14-15	0-2	0-2	0-4	74-90
15-16	1-1	0-2	1-3	75-93
TOTALS	55-28	20-65	75-93	.446

SERIES INFORMATION

2015-16 RESULTS VS. PORTLAND (1-3)

Nov. 9	W	108-104 @ Denver
Dec. 30	L	103-110 @ Portland
Jan. 3	L	106-112 @ Denver
Apr. 13	L	99-107 @ Portland

2016-17 SCHEDULE

Oct. 29	@ Denver
Nov. 13	@ Portland
Dec. 15	@ Denver
Mar. 28	@ Portland

NUGGETS CURRENT STREAK

Overall:	Lost 3
Home:	Lost 1
Away:	Lost 6

BLAZERS LAST WIN

In Portland:	107-99, Apr. 13, 2016
In Denver:	112-106, Jan. 3, 2016

NUGGETS LAST WIN

In Portland:	111-109, Feb. 27, 2013
In Denver:	108-104, Nov. 9, 2015

BLAZERS BIGGEST WIN

44 pts	107-63, April 16, 1997 in Portland
--------	------------------------------------

NUGGETS BIGGEST WIN

39 pts	107-68, Nov. 4, 2005 in Denver
--------	--------------------------------





THE NBA



SACRAMENTO KINGS

ONE SPORTS PARKWAY - SACRAMENTO, CA 95834 - (916) 455-4647

Owners and Chairman Vivek Ranadivé
President Chris Granger
VP of Basketball Ops/General Manager Vlade Divac
Head Coach Dave Joerges
Assistant Coaches Elston Turner, Bryan Gates, Bob Thornton, Jason March,
 Duane Ticknor, Nancy Lieberman
Head Athletic Trainer Manny Romero
Director of Media Relations Chris Clark
2015-16 Record 33-49
Arena Golden 1 Center (17,500)

NUGGETS ALL-TIME VS. SACRAMENTO

YEAR	HOME	AWAY	TOTAL	RUNNING TOTAL
76-77	2-0	1-1	3-1	3-1
77-78	2-0	0-2	2-2	5-3
78-79	0-2	1-1	1-3	6-6
79-80	0-3	0-3	0-6	6-12
80-81	2-1	2-1	4-2	10-14
81-82	3-0	1-2	4-2	14-16
82-83	3-0	0-3	3-3	17-19
83-84	3-0	1-2	4-2	21-21
84-85	2-1	2-1	4-2	25-23
85-86*	3-0	0-3	3-3	28-26
86-87	1-2	1-2	2-4	30-30
87-88	3-0	1-2	4-2	34-32
88-89	2-0	1-1	3-1	37-33
89-90	2-0	2-0	4-0	41-33
90-91	2-0	1-1	3-1	44-34
91-92	2-0	0-2	2-2	46-36
92-93	2-0	1-1	3-1	49-37
93-94	1-1	1-1	2-2	51-39
94-95	2-0	0-2	2-2	53-41
95-96	0-2	0-2	0-4	53-45
96-97	1-1	1-1	2-2	55-47
97-98	1-1	0-2	1-3	56-50
98-99	0-1	0-2	0-3	56-53
99-00	2-0	0-2	2-2	58-55
00-01	2-0	0-2	2-2	60-57
01-02	0-2	0-2	0-4	60-61
02-03	0-2	0-2	0-4	60-65
03-04	2-0	0-2	2-2	62-67
04-05	1-0	0-2	1-2	63-69
05-06	1-1	0-2	1-3	64-72
06-07	1-1	1-1	2-2	66-74
07-08	1-1	1-0	2-1	68-75
08-09	2-0	1-1	3-1	71-76
09-10	1-0	0-2	1-2	72-78
10-11	2-0	1-1	3-1	75-79
11-12	2-0	1-0	3-0	78-79
12-13	2-0	2-0	4-0	82-79
13-14	0-1	1-1	1-2	83-81
14-15	1-1	1-1	2-2	85-83
15-16	0-2	0-1	0-3	85-86
TOTALS	59-26	26-60	85-86	.497

SERIES INFORMATION

2015-16 RESULTS VS. SACRAMENTO (0-3)

Feb. 19	L	110-116 @ Sacramento
Feb. 23	L	110-114 @ Denver
Apr. 2	L	106-115 @ Denver

2016-17 SCHEDULE

Jan. 3	@ Denver
Feb. 23	@ Sacramento
Mar. 6	@ Denver
Mar. 11	@ Sacramento

NUGGETS CURRENT STREAK

Overall:	Lost 3
Home:	Lost 2
Away:	Lost 1

KINGS LAST WIN

In Sacramento:	1116-110, Feb. 19, 2016
In Denver:	115-106, Apr. 2, 2016

NUGGETS LAST WIN

In Sacramento:	118-108, Jan. 9, 2015
In Denver:	122-111, Apr. 12, 2015

KINGS BIGGEST WIN

44 pts	146-102, Dec. 22, 1982 in Kansas City
--------	---------------------------------------

NUGGETS BIGGEST WIN

33 pts	118-85, Dec. 6, 2008 in Sacramento
--------	------------------------------------

* Moved to Sacramento for 1985-86 season.

Record vs. Kansas City: 25-23 (17-7 home, 8-16 away) - 9 years
 Record vs. Sacramento: 60-63 (42-19 home, 18-44 away) - 31 years



SAN ANTONIO SPURS



ONE AT&T CENTER - SAN ANTONIO, TX 78219 - (210) 444-5500

Chairman & CEO Julianna Hawn Holt
Pres. of Basketball Ops./Head Coach Gregg Popovich
Pres. of Sports Franchises/GM R.C. Buford
Assistant Coaches Ettore Messina, Ime Udoka, James Borrego, Chip Engelland,
 Becky Hammon, Will Hardy
Head Athletic Trainer Will Sevensen
Sr. Director of Basketball Communications Tom James
2015-16 Record 67-15 (Lost to Oklahoma City, 4-2, in Second Round)
Arena AT&T Center (18,581)

NUGGETS ALL-TIME VS. SAN ANTONIO

YEAR	HOME	AWAY	TOTAL	RUNNING TOTAL
76-77	1-1	0-1	1-2	1-2
77-78	1-0	1-1	2-1	3-3
78-79	2-0	1-1	3-1	6-4
79-80	1-0	0-1	1-1	7-5
80-81	1-2	1-2	2-4	9-9
81-82	2-1	0-3	2-4	11-13
82-83	2-1	0-3	2-4	13-17
83-84	3-0	0-3	3-3	16-20
84-85	3-0	0-3	3-3	19-23
85-86	1-2	2-1	3-3	22-26
86-87	3-0	2-1	5-1	27-27
87-88	3-0	2-1	5-1	32-28
88-89	3-0	0-3	3-3	35-31
89-90	1-1	0-2	1-3	36-34
90-91	1-1	0-3	1-4	37-38
91-92	1-2	0-2	1-4	38-42
92-93	1-1	0-3	1-4	39-46
93-94	1-2	1-2	2-4	41-50
94-95	1-2	0-2	1-4	42-54
95-96	0-2	0-2	0-4	42-58
96-97	1-1	1-1	2-2	44-60
97-98	0-2	0-2	0-4	44-64
98-99	0-2	0-2	0-4	44-68
99-00	1-1	0-2	1-3	45-71
00-01	1-1	1-1	2-2	47-73
01-02	0-2	0-2	0-4	47-77
02-03	1-1	0-2	1-3	48-80
03-04	1-1	0-2	1-3	49-83
04-05	1-1	1-1	2-2	51-85
05-06	1-1	1-1	2-2	53-87
06-07	0-1	1-1	1-2	54-89
07-08	2-0	0-2	2-2	56-91
08-09	1-1	1-0	2-1	58-92
09-10	0-2	2-0	2-2	60-94
10-11	1-1	0-2	1-3	61-97
11-12	0-1	1-1	1-2	62-99
12-13	2-0	0-2	2-2	64-101
13-14	0-2	0-1	0-3	64-104
14-15	0-2	0-2	0-4	64-108
15-16	1-1	0-2	1-3	65-111
TOTALS	46-42	19-69	65-111	.369

SERIES INFORMATION

2015-16 RESULTS VS. SAN ANTONIO (1-3)

Nov. 18	L	98-109 @ San Antonio
Nov. 27	L	80-91 @ Denver
Dec. 26	L	86-101 @ San Antonio
Apr. 8	W	102-98 @ Denver

2016-17 SCHEDULE

Jan. 5	@ Denver
Jan. 19	@ San Antonio
Feb. 4	@ San Antonio

NUGGETS CURRENT STREAK

Overall:	Won 1
Home:	Won 1
Away:	Lost 7

SPURS LAST WIN

In San Antonio:	101-86, Dec. 26, 2015
In Denver:	91-80, Nov. 27, 2015

NUGGETS LAST WIN

In San Antonio:	99-94, Mar. 4, 2012
In Denver:	102-98, Apr. 8, 2016

SPURS BIGGEST WIN

35 pts	109-74, Dec. 21, 2001 in San Antonio
	144-109, Dec. 19, 1990 in San Antonio

NUGGETS BIGGEST WIN

30 pts	134-104, Oct. 31, 1986 in Denver
--------	----------------------------------





THE NBA



TORONTO RAPTORS

30 BRITISH COLUMBIA ROAD- TORONTO, ONTARIO, CANADA M6K 3C3 - (416) 815-2801

Chairman of the Board	Lawrence M. Tanenbaum
President	Masai Ujiri
General Manager	Jeff Weltman
Head Coach	Dwane Casey
Assistant Coaches	Rex Kalamian, Nick Nurse, Jama Mahlalela, Jim Sann, Patrick Mutombo, Alex McKechnie
Head Athletic Trainer	Scott McCullough
Director, Media Relations	Jim LaBumbard
2015-16 Record	56-26 (Lost to Cleveland, 4-2, in Eastern Conference Finals)
Arena	Air Canada Centre (19,800)

NUGGETS ALL-TIME VS. TORONTO

YEAR	HOME	AWAY	TOTAL	RUNNING TOTAL
95-96	1-0	1-0	2-0	2-0
96-97	0-1	1-0	1-1	3-1
97-98	0-1	0-1	0-2	3-3
98-99	Did not play			
99-00	1-0	1-0	2-0	5-3
00-01	0-1	0-1	0-2	5-5
01-02	1-0	0-1	1-1	6-6
02-03	1-0	0-1	1-1	7-7
03-04	0-1	0-1	0-2	7-9
04-05	1-0	1-0	2-0	9-9
05-06	1-0	1-0	2-0	11-9
06-07	1-0	0-1	1-1	12-10
07-08	1-0	1-0	2-0	14-10
08-09	1-0	1-0	2-0	16-10
09-10	1-0	1-0	2-0	18-10
10-11	1-0	1-0	2-0	20-10
11-12	1-0	0-1	1-1	21-11
12-13	1-0	0-1	1-1	22-12
13-14	0-1	1-0	1-1	23-13
14-15	0-1	0-1	0-2	23-15
15-16	1-0	1-0	2-0	25-15
TOTALS	14-6	11-9	25-15	.625

SERIES INFORMATION

2015-16 RESULTS VS. TORONTO (2-0)

Dec. 3	W	106-105 @ Toronto
Feb. 1	W	112-93 @ Denver

2016-17 SCHEDULE

Oct. 31	@ Toronto
Nov. 18	@ Denver

NUGGETS CURRENT STREAK

Overall:	Won 2
Home:	Won 1
Away:	Won 1

RAPTORS LAST WIN

In Toronto:	112-107 (OT), Dec. 8, 2014
In Denver:	116-102, Dec. 28, 2014

NUGGETS LAST WIN

In Toronto:	106-105, Dec. 3, 2015
In Denver:	112-93, Feb. 1, 2016

RAPTORS BIGGEST WIN

27 pts	121-94, Mar. 23, 2007 in Toronto
--------	----------------------------------

NUGGETS BIGGEST WIN

39 pts	132-93, Dec. 2, 2008 in Denver
--------	--------------------------------





UTAH JAZZ



301 W. SOUTH TEMPLE - SALT LAKE CITY, UT 84101 - (801) 325-2500

Owner	Gail Miller
President	Steve Starks
General Manager	Dennis Lindsey
Head Coach	Quin Snyder
Assistant Coaches	Antonio Lang, Alex Jensen, Mike Wells, Johnnie Bryant, Igor Kokoskov
Head Athletic Trainer	Brian Zettler
Sr. Vice President, Communications	Frank Zang
VP of Communications	Jonathan Rinehart
2015-16 Record	40-42
Arena	Vivint Smart Home Arena (19,911)

NUGGETS ALL-TIME VS. UTAH

YEAR	HOME	AWAY	TOTAL	RUNNING TOTAL
76-77	2-0	1-1	3-1	3-1
77-78	2-0	1-1	3-1	6-2
78-79	2-0	1-1	3-1	9-3
79-80*	2-1	1-2	3-3	12-6
80-81	1-2	1-2	2-4	14-10
81-82	2-1	1-2	3-3	17-13
82-83	3-0	1-2	4-2	21-15
83-84	3-0	0-3	3-3	24-18
84-85	3-0	1-2	4-2	28-20
85-86	2-1	1-2	3-3	31-23
86-87	2-1	0-3	2-4	33-27
87-88	1-2	1-2	2-4	35-31
88-89	3-0	0-3	3-3	38-34
89-90	0-2	0-2	0-4	38-38
90-91	1-1	0-2	1-3	39-41
91-92	1-2	0-3	1-5	40-46
92-93	1-1	1-2	2-3	42-49
93-94	1-2	0-2	1-4	43-53
94-95	1-1	0-3	1-4	44-57
95-96	2-0	1-1	3-1	47-58
96-97	0-2	0-2	0-4	47-62
97-98	0-2	0-2	0-4	47-66
98-99	1-0	0-2	1-2	48-68
99-00	2-0	0-2	2-2	50-70
00-01	1-1	0-2	1-3	51-73
01-02	1-1	0-2	1-3	52-76
02-03	0-2	0-2	0-4	52-80
03-04	2-0	1-1	3-1	55-81
04-05	1-1	1-1	2-2	57-83
05-06	1-1	0-2	1-3	58-86
06-07	0-2	1-1	1-3	59-89
07-08	1-1	0-2	1-3	60-92
08-09	2-0	0-2	2-2	62-94
09-10	2-0	1-1	3-1	65-95
10-11	1-1	1-1	2-2	67-97
11-12	1-1	0-1	1-2	68-99
12-13	2-0	1-1	3-1	71-100
13-14	1-1	1-1	2-2	73-102
14-15	1-1	1-1	2-2	75-104
15-16	0-2	0-2	0-4	75-108
TOTALS	55-36	20-72	75-106	410

SERIES INFORMATION

2015-16 RESULTS VS. UTAH (0-4)

Nov. 5	L	84-96 @ Denver
Dec. 18	L	88-97 @ Utah
Feb. 3	L	81-85 @ Utah
Apr. 10	L	84-100 @ Denver

2016-17 SCHEDULE

Nov. 20	@ Denver
Nov. 23	@ Utah
Dec. 3	@ Utah
Jan. 23	@ Denver

NUGGETS CURRENT STREAK

Overall:	Lost 5
Home:	Lost 2
Away:	Lost 3

JAZZ LAST WIN

In Salt Lake City:	85-81, Feb. 3, 2016
In Denver:	100-84, Apr. 10, 2016

NUGGETS LAST WIN

In Salt Lake City:	103-101, Dec. 1, 2014
In Denver:	107-91, Mar. 27, 2015

JAZZ BIGGEST WIN

41 pts	129-88, Feb. 1, 1995 in Utah
--------	------------------------------

NUGGETS BIGGEST WIN

30 pts	113-83, Jan. 20, 2006 in Denver
--------	---------------------------------

* Moved to Utah for the 1979-80 season.

Record vs. New Orleans: 9-3 (6-0 home, 3-3 away) - 3 years

Record vs. Utah: 66-105 (49-36 home, 17-69 away) - 37 years



THE NBA



WASHINGTON WIZARDS

601 F STREET NW - WASHINGTON, DC 20004 - (202) 661-5000

Majority Owner Ted Leonsis
President Ernie Grunfeld
Head Coach Scott Brooks
Assistant Coaches Tony Brown, Sidney Lowe, Chad Iske, Mark Terpstra, Maz Trakh,
 David Adkins
Head Athletic Trainer Corey Bennett
Senior Director, Communications Scott Hall
2015-16 Record 41-41
Arena Verizon Center (20,356)

NUGGETS ALL-TIME VS. WASHINGTON

YEAR	HOME	AWAY	TOTAL	RUNNING TOTAL
76-77	2-0	0-2	2-2	2-2
77-78	1-1	2-0	3-1	5-3
78-79	1-1	0-2	1-3	6-6
79-80	0-1	1-0	1-1	7-7
80-81	0-1	0-1	0-2	7-9
81-82	1-0	1-0	2-0	9-9
82-83	1-0	0-1	1-1	10-10
83-84	0-1	0-1	0-2	10-12
84-85	1-0	1-0	2-0	12-12
85-86	1-0	1-0	2-0	14-12
86-87	0-1	1-0	1-1	15-13
87-88	1-0	1-0	2-0	17-13
88-89	1-0	0-1	1-1	18-14
89-90	1-0	0-1	1-1	19-15
90-91	1-0	0-1	1-1	20-16
91-92	0-1	1-0	1-1	21-17
92-93	1-0	1-0	2-0	23-17
93-94	1-0	0-1	1-1	24-18
94-95	1-0	1-0	2-0	26-18
95-96	1-0	0-1	1-1	27-19
96-97	1-0	0-1	1-1	28-20
97-98	0-1	1-0	1-1	29-21
98-99	0-1	0-0	0-1	29-22
99-00	0-1	1-0	1-1	30-23
00-01	0-1	1-0	1-1	31-24
01-02	0-1	0-1	0-2	31-26
02-03	1-0	0-1	1-1	32-27
03-04	1-0	1-0	2-0	34-27
04-05	1-0	1-0	2-0	36-27
05-06	0-1	1-0	1-1	37-28
06-07	1-0	0-1	1-1	38-29
07-08	1-0	1-0	2-0	40-29
08-09	1-0	1-0	2-0	42-29
09-10	1-0	0-1	1-1	43-30
10-11	1-0	1-0	2-0	45-30
11-12	0-0	1-0	1-0	46-30
12-13	0-1	0-1	0-2	46-32
13-14	1-0	1-0	2-0	48-32
14-15	0-1	0-1	0-2	48-34
15-16	1-0	1-0	2-0	50-34
TOTALS	27-15	23-19	50-34	.595

SERIES INFORMATION

2015-16 RESULTS VS. WASHINGTON (2-0)

Jan. 28 W 117-113 @ Washington
 Mar. 12 W 116-100 @ Denver

2016-17 SCHEDULE

Dec. 8 @ Washington
 Mar. 8 @ Denver

NUGGETS CURRENT STREAK

Overall: Won 2
 Home: Won 1
 Away: Won 1

WIZARDS LAST WIN

In Washington, D.C.: 119-89, Dec. 5, 2014
 In Denver: 117-115 (OT), Jan. 25, 2015

NUGGETS LAST WIN

In Washington, D.C.: 117-113, Jan. 28, 2016
 In Denver: 116-100, Mar. 12, 2016

WIZARDS BIGGEST WIN

32 pts 107-75, March 20, 2002 in Denver

NUGGETS BIGGEST WIN

33 pts 132-99, March 20, 1994 in Denver





WESTERN CONFERENCE

SOUTHWEST	W	L	PCT	GB	HOME	ROAD	LAST 10	STREAK
San Antonio	67	15	.817	-	40-1	27-14	6-4	Won 2
Dallas	42	40	.512	25	23-18	19-22	7-3	Lost 1
Memphis	42	40	.512	25	26-15	16-25	1-9	Lost 4
Houston	41	41	.500	26	23-18	18-23	6-4	Won 3
New Orleans	30	52	.366	37	21-20	9-32	4-6	Lost 3

NORTHWEST	W	L	PCT	GB	HOME	ROAD	LAST 10	STREAK
Oklahoma City	55	27	.671	-	32-9	23-18	5-5	Lost 1
Portland	44	38	.537	11	28-13	16-25	7-3	Won 1
Utah	40	42	.488	15	24-17	16-25	5-5	Lost 2
Denver	33	49	.402	22	18-23	15-26	3-7	Lost 2
Minnesota	29	53	.354	26	14-27	15-26	5-5	Won 1

PACIFIC	W	L	PCT	GB	HOME	ROAD	LAST 10	STREAK
Golden State	73	9	.890	-	39-2	34-7	8-2	Won 4
L.A. Clippers	53	29	.646	20	29-12	24-17	8-2	Lost 1
Sacramento	33	49	.402	40	18-23	15-26	5-5	Lost 1
Phoenix	23	59	.280	50	14-27	9-32	3-7	Won 1
L.A. Lakers	17	65	.207	56	12-29	5-36	2-8	Won 1

EASTERN CONFERENCE

ATLANTIC	W	L	PCT	GB	HOME	ROAD	LAST 10	STREAK
Toronto	56	26	.683	-	32-9	24-17	7-3	Won 4
Boston	48	34	.585	8	28-13	20-21	6-4	Won 1
New York	32	50	.390	24	18-23	14-27	3-7	Lost 2
Brooklyn	21	61	.256	35	14-27	7-34	0-10	Lost 10
Philadelphia	10	72	.122	46	7-34	3-38	1-9	Lost 4

CENTRAL	W	L	PCT	GB	HOME	ROAD	LAST 10	STREAK
Cleveland	57	25	.695	-	33-8	24-17	6-4	Lost 1
Indiana	45	37	.549	12	26-15	19-22	7-3	Won 3
Detroit	44	38	.537	13	26-15	18-23	6-4	Won 1
Chicago	42	40	.512	15	26-15	16-25	6-4	Won 3
Milwaukee	33	49	.402	24	23-18	10-31	3-7	Lost 2

SOUTHEAST	W	L	PCT	GB	HOME	ROAD	LAST 10	STREAK
Miami	48	34	.585	-	28-13	20-21	6-4	Lost 1
Atlanta	48	34	.585	-	27-14	21-20	6-4	Lost 2
Charlotte	48	34	.585	-	30-11	18-23	7-3	Won 2
Washington	41	41	.500	7	22-19	19-22	6-4	Won 3
Orlando	35	47	.427	13	23-18	12-29	6-4	Lost 1

*INCLUDES GAMES OF WEDNESDAY, APRIL 13, 2016





2015-16 FINAL NBA LEADERS

SCORING AVERAGE

	G	FG	FT	PTS	AVG
Curry, G.S.	79	805	363	2375	30.1
Harden, Hou.	82	710	720	2376	29.0
Durant, OKC.	72	698	447	2029	28.2
Cousins, Sac.	65	601	476	1748	26.9
James, Cle.	76	737	359	1920	25.3
Lillard, Por.	75	618	414	1879	25.1
Davis, N.O.	61	560	326	1481	24.3
Westbrook, OKC.	80	656	465	1878	23.5
DeRozan, Tor.	78	614	555	1830	23.5
George, Ind.	81	605	454	1874	23.1
Thomas, Bos.	82	591	474	1823	22.2
K. Thompson, G.S.	80	651	193	1771	22.1
Anthony, N.Y.	72	567	334	1573	21.8
Lowry, Tor.	77	512	398	1634	21.2
Leonard, S.A.	72	551	292	1523	21.2
Butler, Chi.	67	470	395	1399	20.9
Walker, Cha.	81	568	371	1689	20.9
McCollum, Por.	80	641	187	1666	20.8
Wiggins, Min.	81	594	430	1675	20.7
Lopez, Bkn.	73	591	317	1501	20.6

REBOUNDS PER GAME

	G	OFF	DEF	TOT	AVG
Drummond, Det.	81	395	803	1198	14.8
Jordan, LA-C	77	267	792	1059	13.8
Whiteside, Mia.	73	238	627	865	11.8
Howard, Hou.	71	238	597	835	11.8
Cousins, Sac.	65	158	589	747	11.5
Gasol, Chi.	72	155	638	793	11.0
Gobert, Utah	61	208	460	668	11.0
Towns, Min.	82	228	629	857	10.5
Davis, N.O.	61	130	497	627	10.3
Randle, LA-L	81	172	657	829	10.2
Love, Cle.	77	149	613	762	9.9
Gortat, Was.	75	222	519	741	9.9
Green, G.S.	81	134	635	769	9.5
Pachulia, Dal.	76	249	469	718	9.4
Valanciunas, Tor.	60	184	363	547	9.1
Young, Bkn.	73	176	484	660	9.0
Millsap, Atl.	81	198	534	732	9.0
Thompson, Cle.	82	268	470	738	9.0
Vucevic, Orl.	65	174	402	576	8.9
Monroe, Mil.	79	218	478	696	8.8

ASSIST PER GAME

	G	AST	AVG
Rondo, Sac.	72	839	11.7
Westbrook, OKC.	80	834	10.4
Wall, Was.	77	789	10.2
Paul, LA-C	74	738	10.0
Rubio, Min.	76	657	8.6
Harden, Hou.	82	612	7.5
Green, G.S.	81	598	7.4
Lillard, Por.	75	512	6.8
James, Cle.	76	514	6.8
Curry, G.S.	79	527	6.7
Smith, N.O.-Phi.	77	502	6.5
Lowry, Tor.	77	494	6.4
Payton, Orl.	73	467	6.4
Jackson, Det.	79	492	6.2
Thomas, Bos.	82	509	6.2
Holiday, N.O.	65	391	6.0
Teague, Atl.	79	470	5.9
Dragic, Mia.	72	419	5.8
Williams, Dal.	65	378	5.8
Batum, Cha.	70	403	5.8

FIELD GOAL PCT.

	FG	FGA	PCT
Jordan, LA-C	357	508	.703
Howard, Hou.	372	600	.620
Whiteside, Mia.	413	682	.606
Kanter, OKC.	414	719	.576
Gortat, Was.	433	764	.567
Valanciunas, Tor.	303	536	.565
Faried, Den.	349	626	.558
Towns, Min.	625	1153	.542
Lopez, N.Y.	357	662	.539
Dieng, Min.	308	579	.532

3-PT FIELD GOAL PCT.

	FG	FGA	PCT
Redick, LA-C	200	421	.475
Curry, G.S.	402	886	.454
Leonard, S.A.	129	291	.443
Bayless, Mil.	101	231	.437
McDermott, Chi.	110	259	.425
K. Thompson, G.S.	276	650	.425
Dudley, Was.	100	238	.420
McCollum, Por.	187	472	.417
Parsons, Dal.	104	251	.414
Calderson, N.Y.	84	203	.414

FREE THROW PCT.

	FG	FGA	PCT
Curry, G.S.	363	400	.908
Crawford, LA-C	245	271	.904
Durant, OKC.	447	498	.898
Paul, LA-C	294	328	.896
Nowitzki, Dal.	250	280	.893
Lillard, Por.	414	464	.892
Martin, Min.-S.A.	153	172	.890
Middleton, Mil.	277	312	.888
Redick, LA-C	182	205	.888
Irving, Cle.	169	191	.885

STEALS PER GAME

	G	STL	AVG
Curry, G.S.	79	169	2.14
Rubio, Min.	76	162	2.13
Paul, LA-C	74	152	2.05
Lowry, Tor.	77	158	2.05
Westbrook, OKC.	80	163	2.04
Ariza, Hou.	81	160	1.98
Rondo, Sac.	72	141	1.96
Wall, Was.	77	145	1.88
George, Ind.	81	152	1.88
Ellis, Ind.	81	150	1.85

BLOCKS PER GAME

	B	BLK	AVG
Whiteside, Mia.	73	269	3.68
Jordan, LA-C	77	177	2.30
Gobert, Utah	61	135	2.21
Davis, N.O.	61	125	2.05
Gasol, Chi.	72	146	2.03
Ibaka, OKC.	78	148	1.90
Porzingis, N.Y.	72	134	1.86
Millsap, Atl.	81	139	1.72
Lopez, Bkn.	73	124	1.70
Towns, Min.	82	138	1.68

MINUTES PER GAME

	G	MIN	AVG
Harden, Hou.	82	3125	38.1
Lowry, Tor.	77	2851	37.0
Butler, Chi.	67	2474	36.9
Caldwell-Pope, Det.	76	2789	36.7
Hayward, Utah	80	2893	36.2
Wall, Was.	77	2784	36.2
Middleton, Mil.	79	2852	36.1
DeRozan, Tor.	78	2804	35.9
Durant, OKC.	72	2578	35.8
Morris, Det.	80	2856	35.7

*INCLUDES GAMES OF WEDNESDAY, APRIL 13, 2016



WESTERN CONFERENCE

FIRST ROUND

Golden State 4
L.A. Clippers 2
Oklahoma City 4
San Antonio 4

Houston 1
Portland 4
Dallas 1
Memphis 0



SEMIFINALS

Golden State 4
San Antonio 2

Portland 1
Oklahoma City 4

FINALS

Golden State 4
Oklahoma City 3

EASTERN CONFERENCE

FIRST ROUND

Cleveland 4
Atlanta 4
Miami 4
Toronto 4

Detroit 0
Boston 2
Charlotte 3
Indiana 3



SEMIFINALS

Cleveland 4
Miami 3

Atlanta 0
Toronto 4

FINALS

Cleveland 4
Toronto 2

NBA FINALS: GOLDEN STATE 3, CLEVELAND 4

June 2 Cleveland 89 @ Golden State 104
June 5 Cleveland 77 @ Golden State 110
June 8 Golden State 90 @ Cleveland 120
June 10 Golden State 108 @ Cleveland 97

June 13 Cleveland 112 @ Golden State 97
June 16 Golden State 101 @ Cleveland 115
June 19 Cleveland 93 @ Golden State 89



NBA DEVELOPMENT LEAGUE

Olympic Tower, 645 5th Avenue, New York, NY 10022
(212) 407-8700 www.nba.com/dleague

Senior Director, Basketball Communications: Mark Broussard
(212) 407-8580 mbroussard@nba.com

2016-17 D-LEAGUE TEAM DIRECTORY

AUSTIN TOROS

13581 Pond Springs Rd., Suite 108
Austin, TX 78729
Tel: (512) 236-8393 Fax: (512) 236-8444
Arena: Cedar Park Center
Media Relations Contact: Perri Travillion
NBA Affiliations: San Antonio

CANTON CHARGE

1101 Market Ave. North
Canton, OH 44702
Tel: (330) 489-1701 Fax: (330) 489-1703
Arena: Canton Memorial Civic Center
Media Relations Contact: Sean Wyatt
NBA Affiliations: Cleveland

DELAWARE 87ERS

300 Martin Luther King Blvd, Suite 200
Wilmington, DE 19801
Tel: (302) 504-7567 Fax: TBD
Arena: Bob Carpenter Sports/Convocation Center
Media Relations Contact: Alia Yoh
NBA Affiliations: Philadelphia

ERIE BAYHAWKS

110 East 8th Street
Erie, PA 16501
Tel: (814) 790-5800 Fax: (814) 790-5608
Arena: Erie Insurance Arena
Media Relations Contact: Iris Rayburn
NBA Affiliations: Orlando

FORT WAYNE MAD ANTIS

1910 St. Joe Center Rd, Suite 61
Fort Wayne, IN 46825
Tel: (260) 469-4567 Fax: (260) 469-4674
Arena: Allen County War Memorial Coliseum
Media Relations Contact: Vinessa Needham
NBA Affiliations: Indiana

GRAND RAPIDS DRIVE

40 Monroe Center NW, Ste. 11
Grand Rapids, MI 49503
Tel: (844) 473-7483 Fax: TBD
Arena: DeltaPlex
Media Relations Contact: Sarah Parfet Jbara
NBA Affiliations: Detroit

GREENSBORO SWARM

2411 W. Gate City Blvd.
Greensboro, NC 27403
Tel: (336) 907-3600 Fax: TBD
Arena: Fieldhouse at Greensboro Coliseum Complex
Media Relations Contact: Katarina Kienle
NBA Affiliations: Charlotte

IOWA ENERGY

730 3rd St.
Des Moines, Iowa 50309
Tel: (515) 564-8550 Fax: (515) 564-8551
Arena: Wells Fargo Arena
Media Relations Contact: Seth Nutting
NBA Affiliations: Memphis

LONG ISLAND NETS

168 39th St., 8th Floor
Brooklyn, NY 11232
Tel: (718) 215-2299 Fax: (718) 522-3544
Arena: Barclays Center
Media Relations Contact: Megan Walsh
NBA Affiliations: Brooklyn

LOS ANGELES D-FENDERS

555 N. Nash St.
El Segundo, CA 90245
Tel: (310) 426-6000 Fax: (310) 426-6031
Arena: Toyota Sports Center
Media Relations Contact: T.C. Greene
NBA Affiliations: L.A. Lakers

MAINE RED CLAWS

413 Congress Street
Portland, ME 04101
Tel: (207) 210-6655 Fax: (207) 210-6659
Arena: Portland Exposition Building
Media Relations Contact: Evans Boston
NBA Affiliations: Boston

NORTHERN ARIZONA SUNS

3201 N. Main Street
Prescott Valley, AZ 86314
Tel: (928) 772-7867 Fax: TBD
Arena: Prescott Valley Event Center
Media Relations Contact: Ashley Stovall
NBA Affiliations: Phoenix

OKLAHOMA CITY BLUE

208 Thunder Dr.
Oklahoma City, OK 73102
Tel: (918) 208-4800 Fax: (918) 429-7900
Arena: Cox Convention Center
Media Relations Contact: TBD
NBA Affiliations: Oklahoma City

RAPTORS 905

5600 Rose Cherry Place
Mississauga, ON L4Z4B6
Tel: (775) 284-2622 Fax: (775) 853-1601
Arena: Hershey Centre
Media Relations Contact: TBD
NBA Affiliations: Toronto

RENO BIGHORNS

50 W. Liberty St., Suite 201
Reno, NV 89501
Tel: (775) 284-2622 Fax: (775) 853-1601
Arena: Reno Events Center
Media Relations Contact: Kyle Jones
NBA Affiliations: Sacramento

RIO GRANDE VALLEY VIPERS

4500 North 10th Street, Suite 315
McAllen, TX 78501
Tel: (956) 972-1144 Fax: (956) 972-1150
Arena: State Farm Arena
Media Relations Contact: Anwar Chagollan
NBA Affiliations: Houston

SALT LAKE CITY STARS

301 W. South Temple
Salt Lake City, UT 84101
Tel: (801) 325-2500 Fax: TBD
Arena: Lifetime Activity Center
Media Relations Contact: Gina Calvert
NBA Affiliations: Utah

SANTA CRUZ WARRIORS

903 Pacific Ave., Suite 101
Santa Cruz, CA 95060
Tel: (831) 731-4396 Fax: (831) 466-3201
Arena: Kaiser Permanente Arena
Media Relations Contact: Gina Antonello
NBA Affiliations: Golden State

SIoux FALLS SKYFORCE

2131 South Minnesota Ave
Sioux Falls, SD 57105
Tel: (605) 332-0805 Fax: (605) 332-2305
Arena: Sanford Pentagon
Media Relations Contact: Matt Dykstra
NBA Affiliations: Miami

TEXAS LEGENDS

2601 Avenue of the Stars, Suite 300
Frisco, TX 75215
Tel: (214) 469-0822 Fax: (214) 469-0823
Arena: Dr. Pepper Arena
Media Relations Contact: Britney Wynn
NBA Affiliations: Dallas

WESTCHESTER KNICKS

198 Central Ave.
White Plains, NY 10606
Tel: (914) 559-5870
Arena: Westchester County Center
Media Relations Contact: Katie Hatch
NBA Affiliations: New York

WINDY CITY BULLS

5333 Prairie Stone Parkway
Hoffman Estates, IL 60192
Tel: (847) 396-7070
Arena: Sears Centre
Media Relations Contact: Cedric Quackenbush
NBA Affiliation: Chicago





NATIONAL BASKETBALL ASSOCIATION (NBA)

NBA Entertainment, Women's National Basketball Association (WNBA), NBA D-League

New York

Olympic Tower
645 Fifth Avenue
New York, NY 10022
Telephone: (212) 407-8000
Fax: (212) 832-3861

New Jersey

100 Plaza Drive
Secaucus, NJ 07094
Telephone: (201) 865-1500
Fax: (201) 974-5973

INTERNATIONAL OFFICES

EUROPE

Headquarters - NBA EMEA

Endeavour House
189 Shaftesbury Avenue
London, United Kingdom WC2H 8JR
TEL: +44-20-7420-8900

Spain

Pqe. Empresarial "La Finca"
Edif. 17A, 1a
28223 Pozuelo de Alarcón
Madrid, Spain
TEL: +34-911-517-101
FAX: +34-911-517-120

ASIA/PACIFIC

Hong Kong

3101, The Lee Gardens
33 Hysan Avenue
Causeway Bay, Hong Kong
TEL: +852-2843-9600
FAX: +852-2536-4808

Taiwan

Suite 1303, No. 88, Section 2,
Chung Hsiao East Road
Taipei, Taiwan ROC 100
TEL: +886-2-2397-8000
FAX: +886-2-2358-1098

Philippines

9/F Regus Office, Net Park
5th Ave. Fort Bonafacio Global City
Taguig, Philippines
TEL: +63-2-795-2446

China - Beijing

19th Floor, Office Tower 2,
China Central Place,
No. 79 Jianguo Road,
Chaoyang District,
Beijing, China 100025
TEL: +86-10-5200-8200
FAX: +86-10-5200-8202

China - Shanghai

Unit 2703-08, 27/F,
Tower 2, Plaza 66
1366 Nanjing West Road
Jing An District
Shanghai, China 200040
TEL: +86-21-6137-2200
FAX: +86-21-6288-9920

AFRICA

6th Floor World Trade Center
Cnr West Road South & Lower Road
Morningside 2196
Johannesburg, South Africa
TEL: +27-87-940-1333
FAX: +27-86-726-6351

INDIA

Tower 1, 10th Floor
Indiabulls Finance Center
Senapati Bapat Marg Mumbai
Maharashtra 400013
Telephone: +91-22-6124-6100

LATIN AMERICA

Brazil

Av Borges de Medeiros, 633
Sala 303 - Leblon
Rio de Janeiro, RJ, Brazil 22430-041
TEL: +55-21-3206-6400
FAX: +55-21-2586-6001

Mexico

Av Santa Fe 94, Torre A Piso 8, Colo-
nia Zedec Santa Fe
Mexico DF Mexico 01210
TEL: +52-55-88511159
FAX: +52-55-88511111

CANADA

50 Bay Street, Suite 1402
Toronto, Ontario
Canada M5J 3A5
TEL: 416-682-2000
FAX: 416-364-0205





DENVER NUGGETS

COMMUNITY & GENERAL INFO

2016-17 MEDIA GUIDE



GIVING BACK TO THE COMMUNITY

NUGGETS COMMUNITY OUTREACH

The Denver Nuggets are committed to improving the lives of families and children in Colorado through a comprehensive program of education, health and fitness, community initiatives and special events. Our players, coaches and staff are active participants in the community, dedicating over 1,000 hours of their time off the court to visiting schools, hosting youth basketball clinics, lifting the spirits of young patients in the hospital and attending fundraising events that benefit Kroenke Sports Charities.

COMMUNITY PROGRAMS

The Denver Nuggets are proud to support a number of youth programs that focus on education, health & fitness and teamwork. Every year, players and coaches can be found in the classroom using basketball principles to get students excited about school. The team is also committed to helping children with health and athletic programs by having the players and coaches share their knowledge about fitness and nutrition. The education, health & fitness and athletic programs of the Denver Nuggets include:

Denver Nuggets Math Hoops

Math Hoops is a fast paced basketball board game that allows students to learn fundamental math skills through direct engagement with real player statistics of their favorite NBA and WNBA players.

Nugget for a Day

This program, presented by Rocky Mountain Hospital for Children, provides an opportunity for deserving children to spend a day as a special guest of the Denver Nuggets. The program includes an exclusive behind the scenes tour of Pepsi Center, invitation to a closed Nuggets practice, courtside seats provided by Eddie's Kids Foundation, dinner, and special recognition at the game.


Team Fit

This program, sponsored by Ardent Mills, encourages children in grades 3-8 in metro Denver to practice good fitness and nutrition fundamentals.

Denver Nuggets Community Ambassadors

Throughout the year, Denver Nuggets Community Ambassadors work with more than 30,000 people at approximately 30 monthly appearances in Colorado such as basketball skills clinics, fundraising events, sports-manship — leadership — civic presentations and events.

In Memory Of



"Nobody is perfect, except a kid."

"CHOPPER" TRAVAGLINI, Founder of Denver Nuggets Charities

Denver Nuggets Skills Challenge

Each year, more than 5,000 children state-wide test their dribbling, passing and shooting skills for a chance to compete on the floor at Pepsi Center before a Nuggets game. The competition takes place at area elementary schools and more than 50 Colorado Parks and Recreation Centers across the state. Skills Challenge is sponsored by Conoco.

Junior Nuggets

The Denver Nuggets are proud to provide opportunities for kids to play the game of basketball. The Junior Nuggets program will be offered to area youth basketball leagues including Parks and Recreation centers, competitive leagues and a number of other leagues throughout the region. Participants receive a Jr. Nuggets jersey, ticket components, fundraising nights, skills clinic instruction by Nuggets players / coaches / Ambassadors.

Player Clinics

In partnership with Comfort Dental, the Denver Nuggets host an annual clinic for athletes from Special Olympics Colorado.

For more information on Denver Nuggets community relations and fan development programs and initiatives, please call 303-405-1100 or visit nuggets.com.





KROENKE SPORTS CHARITIES

Kroenke Sports Charities (KSC) is committed to improving lives through the spirit and power of sports. We strive to serve our community through education, health and fitness initiatives, athletic programs, and direct aid, with the particular purpose of helping families, children, veterans, and the disabled. Kroenke Sports Charities provides relevant programs and support, directly and with other nonprofit organizations, to ultimately assist, encourage, and enrich the lives of those in need.

SIGNATURE COMMUNITY PARTNERS

Kroenke Sports Charities provides on going funding and in-kind support for several non-profit agencies which make sports available and accessible for children and adults of all abilities.

A Precious Child

In partnership with A Precious Child, KSE hosts our annual giveSPORTS Equipment Drive each summer, collecting new and gently used sports equipment for distribution to more than 140 non-profit organizations.

Colorado Adaptive Sports Foundation

Colorado Adaptive Sports Foundation aims to bolster independence, improve self-confidence, elevate social interaction and enhance quality of life for people of all ages throughout Colorado, who have physical disabilities.

Denver Public Schools Foundation – Denver Prep League

In 1997, KSC became a Founding Partner of DPL to give DPS middle school students, ages 11-14, an avenue for participation in organized after school activities; a void left unfilled in DPS for 30 years. Today, DPL is comprised of 33 DPS schools which enables more than 6,000 students the opportunity to participate in 17 sports throughout the school year and summer.

NUGGETS COMMUNITY AMBASSADORS



WALTER DAVIS



ERVIN JOHNSON



NICHOLAS OWENS



MARK RANDALL

Gold Crown Foundation

Founded in 1986, the GCF strives to educate youth and community through sports and enrichment programs. With programs reaching nearly 12,500 youth each year, the purpose of GCF youth programs are built on three principles – participation, sportsmanship and community.

Special Olympics Colorado

Special Olympics was founded in 1962 to provide children with intellectual disabilities an opportunity to demonstrate their dignity and capability through sports and competition. Special Olympics Colorado (SOCO) serves more than 14,200 athletes statewide through 22, year-round sports programs. KSC also supports SOCO's Project UNIFY, a school-based program, which assists SOCO collaboration with Unified Sports.

SIGNATURE FUNDRAISING EVENTS

Each year, Nuggets players and coaches encourage giving by promoting, and participating in, the following charitable events, which benefit Kroenke Sports Charities:

Nuggets License Plates

Nuggets fans have the opportunity to show their pride with a Denver Nuggets license plate. Proceeds from license plate sales will benefit education, health and recreation programs for children and families in Colorado supported by Kroenke Sports Charities.

Mile High Dreams Gala – November 14, 2016

The Mile High Dreams Gala is the signature fundraising event of the teams of Kroenke Sports. Guests enjoy an evening with players and coaches from the Denver Nuggets, Colorado Avalanche, Colorado Rapids and Colorado Mammoth while sampling food and libations from some of Denver's best restaurants; photo stations, live music and more.

Nuggets Social – January 25, 2017

Join the entire Nuggets team for a fun/fundraising event featuring bowling, ping-pong, shuffleboard and great food and libations.





IN-GAME PRESENTATION

SUPERMASCOT ROCKY

NBA DEBUT:
BIRTHPLACE:
HEIGHT:

DECEMBER 15, 1990
ROCKY MOUNTAINS
5'10"

WEIGHT:
TAIL LENGTH:

154 LBS.
3 FEET

One of the most recognizable and beloved mascots in the NBA, Supermascot Rocky has become a staple at every Nuggets home game. His daring acrobatics and innovative skits have made his performances eagerly anticipated by fans and players alike.

Rocky is an integral part of the community programs of the Denver Nuggets and makes countless appearances at schools of all levels throughout the state of Colorado.

In addition, Rocky has made several appearances for other professional sports teams and has performed on behalf of the NBA at the All-Star Game as well as several international functions.

From sporting events to corporate outings, Rocky will make every event memorable. To book Rocky for an appearance, call the Nuggets at 303-405-1112.






ELEVATION DUNK SQUAD

Kroenke Sports & Entertainment, along with the Denver Nuggets Game Presentation Department, hopes to enhance the game night experience with the creation of two of the most highly-regarded entertainment groups throughout the league.

"Sky-Line," the Nuggets' drumline, is incorporated throughout the game night experience. From the moment fans arrive at Pepsi Center, the drumline has an astounding presence Nuggets Nations can't ignore. Fans are able to enjoy this piece of Nuggets game presentation during play, timeouts, and select halftimes, making them another prominent element of the nightly entertainment lineup.

In addition to the drumline, Denver's "Elevation" dunk squad is a high-flying staple at Nuggets games. With some of the most gifted acrobats and athletes from the Mile High City, the Game Presentation Department created a platform to highlight some of the city's best entertainers. This team provides the ultimate, energetic atmosphere at Pepsi Center, leaving a lasting impression with the fans.

Please email nuggetsentertainment@pepsicenter.com for more information on how to book "Sky-Line" or "Elevation" for your next event.




SKY-LINE DRUMLINE





IN-GAME PRESENTATION

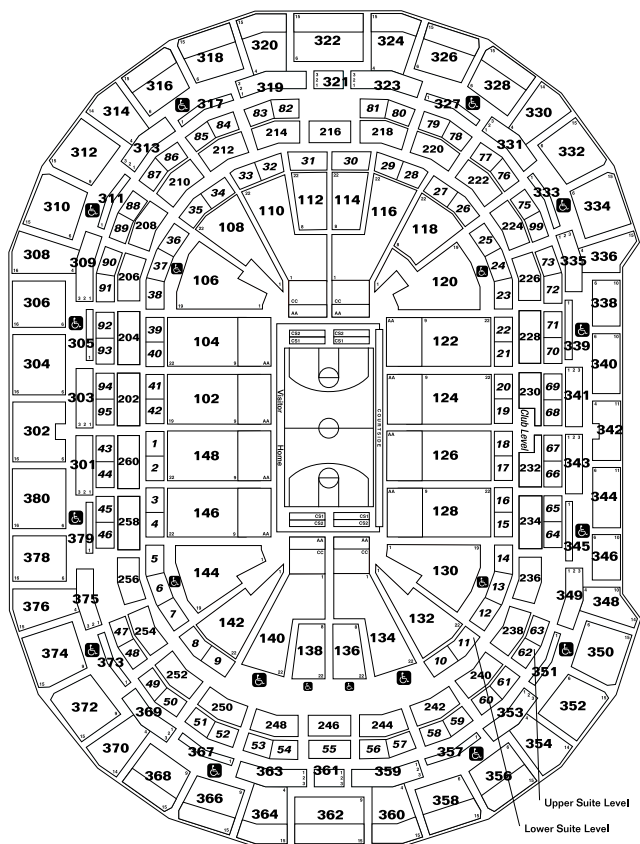
DENVER NUGGETS DANCERS



Top Row (left-right): Jessica, Lynn, Becca, Kylie, Alicia; Second Row (left-right): Syeeda, Ashlee, Kelsey, Tera, Shelby; Third Row (left-right): Niki, Ariel, Minnie, Kristin, Hailey; Fourth Row (left-right): Allie, Alexandria, Haley, Elaijah, Megan.

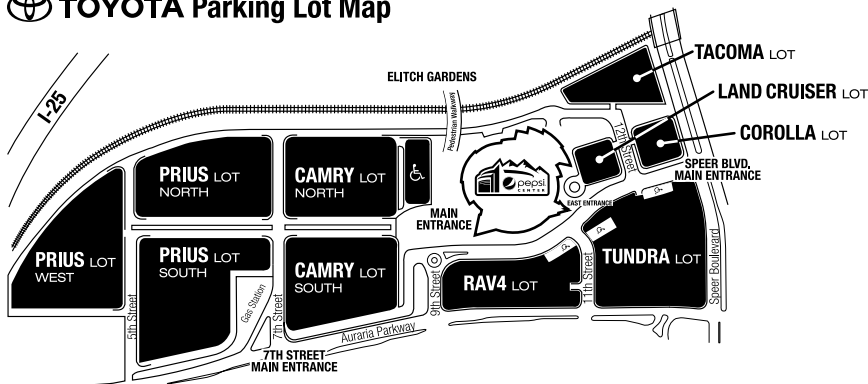
Dance Team Manager: Amy Jo Wagner, ajwagner@pepsicenter.com; (303) 405-1206





Pepsi Center

TOYOTA Parking Lot Map



MISCELLANEOUS





2016-17 SEASON SCHEDULE

OCTOBER

SUN	MON	TUE	WED	THU	FRI	SAT
	2 7:00 TOR	3	4	5	6 8:30 LAL	7
PRESEASON 7:30 LAL	9	10	11 PRESEASON 6:00 MIN	12	13 PRESEASON 7:00 GSW	14
PRESEASON 7:00 POR	16	17 6:00 OKC	18	19	20 7:00 DAL	21
23	24	25	26 6:00 NO	27	28	29 7:00 POR
30 5:30 TOR	31	HOME GAMES		AWAY GAMES		GLOBAL GAME

THE O2 ARENA
LONDON, UK

NOVEMBER

SUN	MON	TUE	WED	THU	FRI	SAT
		1	2 6:00 MIN	3	4	5 5:00 DET
5:30 BOS	6	7	8 6:00 MEM	9	10 7:00 GSW	11 7:00 DET
7:00 POR	13	14	15	16 7:00 PHX	17	18 7:00 TOR
7:00 UTA	20	21	22 7:00 CHI	23 7:00 UTA	24	25 7:00 OKC
1:30 PHX	27	28	29	30 7:00 MIA		

DECEMBER

SUN	MON	TUE	WED	THU	FRI	SAT
				1 8:30 HOU	2 7:00 UTA	3
4 5:00 PHI	5	6	7 5:30 BKN	8 5:00 WAS	9	10 5:00 ORL
11 6:30 DAL	12	13	14	15 7:00 POR	16	17 7:00 NYK
18 7:00 DAL	19 8:30 LAC	20	21	22	23 7:00 ATL	24
25 8:30 LAC	26	27	28 7:00 MIN	29	30 7:00 PHI	31

JANUARY

SUN	MON	TUE	WED	THU	FRI	SAT
1	2 8:30 GSW	3 7:00 SAC	4	5 8:30 SAN	6	7 6:00 OKC
8	9	10	11	12 1:00 IND	13	14
15	16 3:00 ORL	17 8:30 LAL	18	19 6:30 SAN	20	21 7:00 LAC
22 5:00 MIN	23	24 7:00 UTA	25	26 7:00 PHX	27	28 7:00 PHX
29	30	31 8:30 LAL				

FEBRUARY

SUN	MON	TUE	WED	THU	FRI	SAT
			1 7:00 MEM	2	3 7:00 MIL	4 7:00 SAN
5	6 7:00 DAL	7	8 5:30 ATL	9	10 5:30 NYK	11 5:30 CLE
12 7:00 GSW	13	14	15 7:00 MIN	16	17	18
19	20	21	22	23 8:30 SAC	24 7:00 BKN	25
26 3:00 MEM	27	28 6:00 CHI				

MARCH

SUN	MON	TUE	WED	THU	FRI	SAT
			1 6:00 MIL	2	3	4 7:00 CHA
5	6 7:00 SAC	7	8 7:00 WAS	9	10 7:00 BOS	11 8:30 SAC
12 8:30 LAL	13	14	15	16 7:00 LAC	17	18 7:30 HOU
19 6:00 HOU	20	21	22 7:00 CLE	23	24 5:00 IND	25
26 6:00 NO	27	28 8:00 POR	29	30	31 5:00 CHA	

APRIL

SUN	MON	TUE	WED	THU	FRI	SAT
						1
4:00 MIA	2	3	4 6:00 NO	5	6	7 7:00 NO
3:00 OKC	9	10	11 6:30 DAL	12 6:00 OKC	13	14
						15

TO PURCHASE TICKETS

PEPSI CENTER BOX OFFICE
10:00am - 6:00pm, Monday-Friday
10:00am - 3:00pm, Saturday



ALTITUDETICKETS.COM

**ALTITUDE
TICKETS**

303.893.TIXX



Scott Hastings

Chris Marlowe



YOUR TV HOME OF THE DENVER NUGGETS

Televising every game this season with
pre and post game shows.

COMCAST CH 25 & 725 DISH CH 413 DIRECTV CH 681 & HD 681-1 CENTURYLINK CH 690 & HD 1690

 [TWITTER.COM/ALTITUDETV](https://twitter.com/ALTITUDETV)

 [FACEBOOK.COM/ALTITUDETV](https://facebook.com/ALTITUDETV)

CHARGE YOUR GAME®



EMMANUEL MUDIAY
#DOTHEDEW



DEW, MTN DEW, the MTN DEW Logo, the MTN DEW Landscape and CHARGE YOUR GAME are registered trademarks of PepsiCo, Inc.
The NBA identifications are the intellectual property of NBA Properties, Inc.
© 2016 NBA Properties, Inc. All Rights Reserved. 21949004