2013-14 HOUSTON ROCKETS

MEDIA GUIDE

TOYOTA CENTER

Houston Rockets

2013-2014 Roster

No.	Name	Pos.	Ht.	Wt.	Birthdate	Prior to NBA/Home Country	NBA Exp.
3	Omer Asik	C	7-0	255	7/4/86	Fenerbahçe S.K./Turkey	3
2	Patrick Beverley	G	6-1	185	7/12/88	Arkansas/USA	1
10	Ronnie Brewer	F	6-7	235	3/20/85	Arkansas/USA	7
0	Aaron Brooks	G	6-0	161	1/14/85	Oregon/USA	5
21	Marcus Camby	C	6-11	240	3/22/74	Massachusetts/USA	17
1	Isaiah Canaan	G	6-0	188	5/21/91	Murray State/USA	R
18	Omri Casspi	F	6-9	225	6/22/88	Maccabi Tel Aviv/Israel	4
33	Robert Covington	F	6-9	215	12/14/90	Tennessee State/USA	R
32	Francisco Garcia	G/F	6-7	195	12/31/80	Louisville/Dominican Republic	8
13	James Harden	G	6-5	220	8/26/89	Arizona State/USA	4
35	Jordan Henriquez	C	6-11	250	8/29/89	Kansas State/USA	R
12	Dwight Howard	C	6-11	265	12/8/85	S.W. Atlanta Christian Academy/USA	9
6	Terrence Jones	F	6-9	252	1/9/92	Kentucky/USA	1
7	Jeremy Lin	G	6-3	200	8/23/88	Harvard/USA	3
20	Donatas Motiejunas	F/C	7-0	222	9/20/90	Asseco Prokom/Lithuania	1
25	Chandler Parsons	F	6-9	227	10/25/88	Florida/USA	2
4	Greg Smith	F/C	6-10	250	1/8/91	Fresno State/USA	2
55	Reggie Williams	G	6-6	205	9/14/86	Virginia Military Institute/USA	4
15	B.J. Young	G	6-3	180	5/26/93	Arkansas/USA	R

Head Coach	Kevin McHale (Minnesota)
Assistant Coaches	Kelvin Sampson (Pembroke State)
	J.B. Bickerstaff (Minnesota)
	Chris Finch (Franklin & Marshall College)
	Dean Cooper (Aquinas College)
	Greg Buckner (Clemson)
Sports Performance & Rehabilitation	Keith Jones (Arkansas)
	Jason Biles (North Florida)
	Darryl Eto (Arizona)
	Joe Rogowski (DePauw)

Numerical Roster

No.	Name	No.	Name
0	Aaron Brooks	15	B.J. Young
1	Isaiah Canaan	18	Omri Casspi
2	Patrick Beverley	20	Donatas Motiejunas
3	Omer Asik	21	Marcus Camby
4	Greg Smith	25	Chandler Parsons
6	Terrence Jones	32	Francisco Garcia
7	Jeremy Lin	33	Robert Covington
10	Ronnie Brewer	35	Jordan Henriquez
12	Dwight Howard	55	Reggie Williams
13	James Harden		



Houston Rockets 2013-2014 Media Guide

Toyota Center
1510 Polk Street
Houston, TX 77002
(713) 758-7200

Edited and Compiled by Bob Schranz

Cover Design by Lane Porter

Editorial Assistance by Tracey Hughes, Ryan Bradford and Jim Foley

© 2013 Houston Rockets

The information contained in this publication was compiled by the Houston Rockets and is provided as a courtesy to our fans and the press and may be used only for personal or editorial purposes. Any commercial use of this information is prohibited without the prior written consent of the Houston Rockets. All NBA and team insignia depicted in this publication are property of NBA Properties, Inc. and the respective teams and may not be reproduced for commercial purposes without the prior written consent of NBA Properties, Inc.

Photography by Bill Baptist, Troy Fields, Bob Levey, James Nielsen, Layne Murdoch and NBA Photos. Printing by CPY of Houston.

Table of Contents

Contents

General Information
2013-2014 Rockets Roster ..... Inside Front Cover
Media Guide Credits 1
Table of Contents 2
Media Information 3
Rockets Directory 4-5
Owner Leslie L. Alexander 6-8
CEO Thaddeus B. Brown 10

The Basketball Staff
General Manager Daryl Morey 11
Head Coach Kevin McHale 12-14
Rockets Basketball Staff 16-20

The Players
Omer Asik 22-23
Patrick Beverley 24-25
Ronnie Brewer 26-27
Aaron Brooks 28-30
Marcus Camby 32-35
Omri Casspi 36-37
Francisco Garcia 38-39
James Harden 40-42
Dwight Howard 44-47
Terrence Jones 48-49
Jeremy Lin 50-52
Donatas Motiejunas 54-55
Chandler Parsons 56-58
Greg Smith 60-61
Reggie Williams 62-63
2013 NBA Draft Class 64
Rookie Free Agents 65-67
Players in the System 68-69

The Business Team
Rockets Business Team 71-81
Rockets Entertainers 82-83
Houston Media Directory 84-85
Rockets Broadcasters 86-87
Clutch City Foundation & Community 88-90
Toyota Center 91
Toyota Center Arena Map ..... Outside Back Cover
Rockets Championships 92-93

2012-2013 In Review
Final Statistics 96
Rockets Transactions 96-97
Miscellaneous Statistics 97
Game-by-Game Results 98-99
Team Highs & Lows 100
Individual Highs 101
Game Highs 102-103

The Records
Rockets Career Leaders 106-107
Rockets 40-Point Club 108-109
Opponents 40-Point Club 110-111
Rockets Team Records 112-114
Opponents Team Records 115-117
Rockets Individual Records 118-121
Opponents Individual Records 122
Rockets Rookie Records 123
Rockets All-Time Coaching Summary 123
Toyota Center Team Records 124-125
Toyota Center Individual Records 126-127
Rockets All-Time Preseason Records 127
Triple-Doubles 128
Record by Months 129
Rockets Versus 130
Yearly Streaks 131
Record vs. Opponents & Overtime 132
High Scorers vs. Opponents 133
Rockets Miscellaneous Records 134

The History
History of the Rockets 136-138
The 22-Game Winning Streak 139
Overall Record & Ownership Chronology 140
Home Attendance 141
Retired Numbers: Clyde Drexler 142-143
Retired Numbers: Moses Malone 144-145
Retired Numbers: Calvin Murphy 146-147
Retired Numbers: Hakeem Olajuwon 148-149
Retired Numbers: Rudy Tomjanovich 150-151
Carroll Dawson 152
Rockets in the Hall of Fame 153-154
Rockets NBA Honors 154-155
Rockets in All-Star Games 156-157
Rockets on U.S. National Teams 158
Rockets All-Decade Teams 158
Rockets Dates & Deals 159-172
The Last Time 173
Rockets in the Draft 174-176
All-Time Starting Lineups 177-179
All-Time Uniform Numbers 180-182
Year-by-Year Team Statistics 183-227
Rockets All-Time Roster 228-262

The Playoffs
Rockets in the Playoffs 264
Year-by-Year Results 265-270
Year-by-Year Statistics 271-277
Cumulative Playoff Statistics 278
Rockets All-Time Playoff Leaders 279-280
Best Playoff Series 280
Playoff 40-Point Club 281
Playoff Statistical Achievements 281
Playoff Records 282-285
Playoff Series Records 286

The NBA
NBA Directory 288
2013-2014 National Television Schedule 289
2012-2013 NBA Standings 290
Divisional History 290
2012-2013 NBA Awards 291
2012-2013 NBA Leaders 292-293
2013 NBA Playoff Results & Leaders 294-295
Rio Grande Valley Vipers 325
NBA D-League Information 326-327
NBA Personnel Facts & Key Dates 328
2012-2013 NBA Officiating Crew 328

Opponents Information
Atlanta Hawks 296
Boston Celtics 297
Brooklyn Nets 298
Charlotte Bobcats 299
Chicago Bulls 300
Cleveland Cavaliers 301
Dallas Mavericks 302
Denver Nuggets 303
Detroit Pistons 304
Golden State Warriors 305
Indiana Pacers 306
Los Angeles Clippers 307
Los Angeles Lakers 308
Memphis Grizzlies 309
Miami Heat 310
Milwaukee Bucks 311
Minnesota Timberwolves 312
New Orleans Pelicans 313
New York Knicks 314
Oklahoma City Thunder 315
Orlando Magic 316
Philadelphia 76ers 317
Phoenix Suns 318
Portland Trail Blazers 319
Sacramento Kings 320
San Antonio Spurs 321
Toronto Raptors 322
Utah Jazz 323
Washington Wizards 324

Media Information

Houston Rockets • Toyota Center • 1510 Polk Street • Houston, TX 77002
Phone: (713) 758-7200 • Fax: (713) 758-7339 • Web Site: www.rockets.com

Credentials

All requests for working press, photo and broadcast credentials for Houston Rockets home games should be made in writing on company letterhead at least two days prior to the game in question. Direct all requests to Rockets Sr. Manager of Media & Player Relations Tracey Hughes. All credentials can be acquired at Toyota Center media entrance located at the intersection of La Branch Street and Clay Street.

Directions from:

George Bush Intercontinental Airport to Toyota Center: Take U.S. 59 South to Downtown Exit é turn right on Congress Street é turn left on La Branch Street é Toyota Center is located at the intersection of La Branch Street and Polk Street.

Hobby Airport to Toyota Center: Take I-45 North é exit Scott Street towards Downtown é turn left on Pease Street é turn right on Austin Street é turn right on Clay Street é turn right on La Branch Street é Toyota Center is located at the intersection of La Branch Street and Clay Street.

Production Requests

All television/radio production requests should be directed to Rockets Director of Broadcasting Joel Blank at (713) 758-7348.

Game Night

The media entrance is located on the La Branch Street side of Toyota Center. The press door opens two-and-a-half hours prior to tipoff. Press parking is available at Toyota Tundra Parking Garage (connected to the arena) at the intersection of Jackson and Leeland. Parking is for working media only with proper credentials.

Interviews

All interview requests should be directed to the Media Relations Department. The Rockets coaching staff and players are available for interviews after practice only. Players are generally available before games during a 30-minute period that begins 75 minutes prior to tip off; following games ï after a 10-minute cooling-off period ï Rockets Head Coach Kevin McHale will be available in the post-game interview room. Anyone wearing a media credential will not be allowed to obtain autographs.

Rockets Media Relations

Tracey Hughes ..... (713) 758-7335
Sr. Manager, Media & Player Relations .... traceyh@rocketball.com

Bob Schranz ..... (713) 758-7206
Sr. Manager, Media Services ..... bobs@rocketball.com

Ryan Bradford ..... (713) 758-7205
Media Relations Assistant ..... mediaintern@rocketball.com

Practices

All practice sessions will be closed. Players and staff will be available for interviews during a designated access period after practice. For updated practice schedules and times, please call the Rockets Practice Hotline at (713) 758-7775.

Photographers

The photography areas in Toyota Center are on the baselines opposite both team benches. No photographers will be allowed on the sideline areas in front or behind the team benches or in front of press row. Please make all requests to purchase strobe lighting to the Media Relations Department at least two days prior to the game in question. Please observe the NBA rules for player escape routes ï an open area approximately five feet on both sides of the basket. For player safety, we also ask that you do not leave your camera unattended in your working area. No tripods are permitted on the floor.

FaxBack and Media Central

All game notes, rosters, statistics and box scores will be available on FaxBack and online at Media Central (http://mediacentral.nba.com).

Statistical Services

Complete game statistics, including the final box score, running play-by-play and quotes will be provided. For those sitting on press row, screens with the box score, percentages, notes and other data continuously updated, are provided. A stats screen is provided in the auxiliary press areas and in the press room as well. Scores of other games will also be made available. The Rockets Media Relations Department will provide faxing service to all working media upon request.

Taxicabs

Taxicabs can pick up and drop off at the administration entrance of Toyota Center on La Branch Street. To order a cab, contact United at (713) 699-0000 or Yellow Cab at (713) 236-1111.

Telephone Services

Telephones are provided on press row for use by visiting media members. Other phones are available in the media workroom. For additional phone lines, please contact Telecommunications Supervisor Danny Jackson at (713) 758-7290.

General Information

Home Arena ..... Toyota Center
Arena Sellout 18,023
First Regular Season Game in Arena ..... Oct. 30, 2003

Team Colors ..... Red, Silver, White

Conference Affiliation ..... Western
Divisional Affiliation ..... Southwest

2012-2013 Record ..... 45-37 (Third, Southwest)
2013 Playoffs ..... 2-4 (Lost to OKC, First Round)

Web Site Address ..... www.rockets.com

Rockets Directory

Executive

Owner ..... Leslie L. Alexander
Chief Executive Officer ..... Thaddeus B. Brown
Chief Financial Officer ..... Marcus Jolibois
Vice President & Chief Strategy Officer ..... Scott Andrews
Vice President, Corporate Development ..... John R. Croley
Vice President, Sales & Services ..... Gretchen Sheirr
General Counsel ..... Rafael Stone
Associate General Counsel ..... Clay Allen
Executive Assistant to Owner & Chief Executive Officer ..... Barbara Arnold
Executive Assistant ..... Leticia Magana

Basketball Operations

General Manager ..... Daryl Morey
Head Coach ..... Kevin McHale
Assistant Coaches ..... Kelvin Sampson, John-Blair Bickerstaff, Chris Finch, Dean Cooper, Greg Buckner
Senior Consultant ..... Carroll Dawson
Senior Vice President of Basketball Operations ..... Keith Jones
Sports Performance & Rehabilitation ..... Jason Biles, Darryl Eto, Joe Rogowski
Basketball Operations Staff ..... Derrick Alston, Matt Brase, Ian Buchanan, John Cho, Brent Johnson, Monte McNair, Anthony Nila, Gianluca Pascucci, Jim Paulis, Jason Staudt, Eli Witus
Team Healthcare Provider ..... Memorial Hermann
Dr. Walter Lowe, Dr. James Muntz,
Dr. Steven Flores, Dr. David Crumbie, Dr. Rod Foroozan,
Thomas O'Brien, D.D.S., Russ Paine

Box Office

Director, Ticket Operations ..... Eric Marglous
Manager, Ticket Operations ..... Calvin Washington
Ticket Operations Representative ..... Chrystal Martin
Ticket Operations Coordinator ..... Vanessa Dominguez Grimaldi
Box Office Supervisors ..... Theresa Dibrell, Gene Tinner
Box Office Assistant Supervisor ..... Orinthia Gregory

Broadcasting

Director, Broadcasting ..... Joel Blank
Television Announcers ..... Bill Worrell, Matt Bullard, Clyde Drexler (Comcast SportsNet Houston)
Radio Announcers ..... Craig Ackerman, Joel Blank (KBME SportsTalk 790 AM)
Spanish Radio Announcer ..... Adrian Chavarria (KEYH 850 AM)
Team Videographer ..... Evan Gelber (Comcast SportsNet Houston)

Community Relations

Director, Community Relations ..... Sarah Joseph
Manager, Community Relations ..... Hai Duong

Corporate Development

Director, Corporate Partner Services ..... Dawn Keen
Director, Corporate Sales ..... Geno Zicarelli
Senior Manager, Corporate Services ..... Rachel Gottschalk
Managers, Corporate Sales ..... Jeff Huebel, Adam Levinson, Kristine Mansour
Managers, Partnership Activation ..... Molly Boyce, Courtney Clarke
Corporate Services Coordinators ..... Matt Dingas, Hannah Matthews
Corporate Development Coordinator ..... Randelyn Carpenter

Finance & Administration

Senior Director, Finance ..... Larry Kaiser
Director, Human Resources ..... Kristen Harper
Director, IT & Telecommunications ..... Okpara Young
Controller ..... Nicolas Somoano
Manager, Administrative Services ..... Terri Glenn
Telecommunications Supervisor ..... Danny Jackson
Staff Accountants ..... Diana Del Real, Megan Gilchrist, Vanessa Kienast
Systems Administrator ..... Leo Herrera
Payroll Coordinator ..... Laura Bosche
Business & Travel Coordinator ..... Geraldine Chell
Human Resources Generalist ..... Sonia Jethva
Accounts Payable Coordinator ..... Eloise Gamez
Employment Coordinator ..... Noelia Montero
Administrative Services Coordinator ..... Michael Moore
IT Helpdesk Coordinator ..... Billy Mounchan
Senior Receptionist ..... Sandra Banks

Marketing & Strategy

Senior Director, Marketing Operations ..... Ken Sheirr
Director, Production & Game Presentation ..... Joe Abercrombie
Creative Director ..... José Lopez
Director, Events ..... Mike Schnieders
Senior Manager, Game Presentation ..... Jim Adessa
Senior Manager, Business Strategy ..... Winston Lin

Senior Manager, E-Marketing ..... Paul Suarez
Entertainment Manager ..... Natalie Alvarado
Mascot Event Specialist ..... Robert Boudwin
Manager, Marketing Operations ..... Lisa Gudino
Production Manager ..... Matthew Tape
Rockets.com Writer/Reporter ..... Jason Friedman
Rockets Video Editor & Videographer ..... Terrance Daniels
Motion Graphics Designer ..... Michael Canella
Web Developer ..... Tavares Davis
Graphic Designers ..... Micah Howard, Lane Porter
Senior Coordinator, Events ..... Leilani Borbon
Mascot Coordinator ..... Dominic Davila
E-Marketing Coordinator ..... Chad Shanks
Events Coordinator ..... Chrislord Templonuevo
Game Operations Coordinator ..... Danelle Winfield

Media Relations

Senior Manager, Media & Player Relations ..... Tracey Hughes
Senior Manager, Media Services ..... Bob Schranz

Retail Operations

Director, Retail Operations ..... Kara Infante
Senior Manager, Retail Operations ..... Grace Renteria
Retail Operations Coordinator ..... Pamela Lott
Team Shop Coordinator ..... Domenic Notarfrancesco

Sales & Services

Senior Director, Member Experience & Retention ..... Zee French
Director, Ticket Services ..... Chris Costa
Director, Suite Activation & Development ..... Sarah Gibson
Director, Ticket Sales ..... Rob Zuer
Senior Manager, Group Sales ..... Cris Garthe
Manager, Inside Sales ..... Cody Haynes
Manager, Suite Sales ..... April Josey
Managers, Premium Accounts ..... Brandon Moss, Kelsey Smith
Manager, Season Ticket Sales ..... Jesse Salazar
Senior Ticket Sales Account Executives ..... Edward Gonzalez, Ragnar Hartzheim
Group Sales Account Executives ..... Andrew Cornutt, Melissa Ezell, Joelle Hardin, Josh Massey, Josh Randall
Premium Sales Executive ..... Kevin Duerr
Ticket Sales Account Executives ..... Jayllan Barnes, Jonathan Branham, Michael Dimitroff, Zachary Hall, Elizabeth Lloyd, Brandon Preece, Brittney Randolph
Ticket Services Executives ..... Andre Barron, Samer Faris, Stephen Jones, Lindsay Riley, Cara Tamburello, Shelita Young
Suite Sales Consultant ..... Martha Carvajal, Jared Capozzi, John Donavan, Jemina MacHarry, Marc Williams
Suite Activation Executives ..... Courtney Aldrich, Cortez Nichols
Suite Sales Coordinator ..... Tina MacArthur
Ticket Sales & Services Coordinator ..... Kami Davis

Toyota Center Operations

Assistant General Manager of Toyota Center/Senior Director, Arena Operations ..... Scott Manley
Assistant General Manager of Toyota Center/Senior Director, Booking & Event Operations ..... Amanda Strudler-Mann
Director, Facility Operations ..... Greg Poole
Director, Security & Guest Services ..... Bryant Savage
Director, Scoreboard Operations ..... Doug Swan
Director, Event Operations ..... Hillary Thomas
Chief Engineer ..... Edgar Portillo
Manager, Security ..... Michael Drummond
Manager, Audio/Visual ..... Scott Foulkrod
Manager, Event Marketing ..... Mandy Love Walsh
Manager, Facility Services ..... Carlos Sepulveda
Manager, Guest Services ..... Jessica Spangle
Lead Operator ..... Roderick Collins
Lead Carpenter ..... Marcellus Henderson
Lead Security Officer ..... Robert Nellis
Building Operators ..... Tajma Baker, Alex Guajardo, Kelly Lemond, Paul Purczinsky, Devin Zaring
Building Electrician ..... Daniel O'Malley
Maintenance Electrician ..... Joel Poff
Building Carpenter ..... Don Allen
Maintenance Supervisor ..... Troy Ford
Facility Services Supervisors ..... Juan Castillo, Mike Muse
Facility Services Assistant Supervisor ..... Inmar Alvarez
Facility Services Event Staff ..... Eddie Allen, Andre Coleman, Kenya Freeman, Cyrus Mitchell
Quality Control Coordinator ..... Patrick Dumana
Guest Services Coordinator ..... Louisa Bannister
Event Services Coordinators ..... Byron Johnson, Rebecca Traylor
Group Sales Coordinator ..... Andrea Palacios
Audio/Visual Coordinator ..... Chris Walker
Event Operations Coordinator ..... Dawn Malone
Event Marketing Coordinator ..... Andi Zambrano
Facility Services Administrative Assistant ..... Chandre Woods
Shift Security Supervisors ..... Robert Dafft, Clarence Kirby
Security Officers ..... Paul Avalos, Leon Briley, Ramona Carrion, David Casarez, Sean Chambers, Charles Ellis, Kermit Jones, Donnia Thompson, Tommie Tillman, Leroy Woollett

Leslie L. Alexander



Leslie Alexander assumed ownership of the Houston Rockets on July 30, 1993, and ï over 20 years ï has devoted his efforts to making his teams champions both on the basketball court and in the community. Alexanderôs dedication to winning has resulted in two NBA championships with the Rockets and four WNBA titles during his 10-year (1997-2006) operation of the Houston Comets, giving Houston its first major professional sports championships. Only three other NBA teams have posted more winning seasons than the Rockets (16) during Alexanderôs tenure as owner. Additionally, Houstonôs winning percentage (.557, 886-706) is the seventh best in the league over that same 20-season time frame. Off the court, the Rockets franchise has set the standard for community involvement.

ñIôve always believed that sports teams are in the unique position to make a real difference in their communities,ò Alexander said. ñWhen I bought the Rockets, that was my dream. I hoped to make a difference for the people of Houston, both emotionally and financially.ò

In 2008, *Forbes* recognized the integral role Alexander has played in his teamôs success by naming him the NBAôs best owner. Alexander was also named by *SI.com (Sports Illustrated)* as one of the five best owners in the league in 2008-09. Alexander, who has held the longest ownership tenure in franchise history, continues to strive for peak success both on and off the court.

Now 20 seasons into his ownership, Alexander has taken his championship tandem of Hakeem Olajuwon and Clyde Drexler and molded it into the current pairing of Dwight Howard and James Harden. The dominant center and dynamic guard combination that delivered a second consecutive title in 1995 has been reborn with that same aspiration of bringing another championship to Houston.

An active participant in all phases of the teamôs operations, Alexander has continually proven his commitment to success. Since naming Daryl Morey as the successor to Carroll Dawson as general manager of the team, Alexanderôs Rockets have recorded the third-longest winning streak in NBA history (22 in a row: 1/29/08-3/16/08) and posted 50-plus victories in three consecutive seasons (2006-09) for the first time in club annals. On June 1, 2011, Alexander hired Hall-of-Famer Kevin McHale as just the 12th head coach in team history.

Since Alexanderôs arrival, he has spared no expense in engineering numerous bold moves designed to make the Rockets a perennial contender:

- In 1995, Alexander orchestrated a deal with Portland to acquire Houston native Drexler. The trade helped to deliver Houstonôs second consecutive title just four months later.
- In 1996, Alexander signed Olajuwon to a long-term contract extension and obtained NBA All-Star Charles Barkley from Phoenix.
- In 1999, Alexander acquired the draft rights to Steve Francis from Vancouver.
- In 2002, the Rockets made history with the top pick in the 2002 NBA Draft by selecting Yao Ming, making him the first-ever player from an international league to be drafted first overall.
- In 2004, Alexander approved a seven-player trade with Orlando to bring in two-time NBA scoring champion Tracy McGrady.
- In 2005, Alexander signed Yao to a multi-year contract extension.
- In 2006, Alexander endorsed the acquisition of Shane Battier from Memphis.
- In 2007, Alexander authorized the trade for international-star Luis Scola.
- In 2008, Alexander approved the trade for Ron Artest from Sacramento.
- In 2010, Alexander authorized a three-team, nine-player trade that netted Kevin Martin from Sacramento and sent McGrady to New York.
- In 2011, Alexander named McHale as head coach.
- In 2012, Alexander brought in restricted free agents Jeremy Lin and Omer Asik, as well as signing off on the blockbuster deal to acquire Harden
- In 2013, Alexander signed unrestricted free agent Howard.

Since 1993, Alexander has dedicated himself to building the Rockets in every area. His vision to construct a downtown arena took shape in Nov. 2000, as Harris County voters approved a referendum to build a new home for the Rockets. Groundbreaking for the arena took place on July 31, 2001. Alexanderôs tireless efforts became a reality in Sept. 2003 with the opening of Toyota Center ï Houstonôs state-of-the-art, multi-purpose facility.

In 2010, Alexander and Toyota Center earned LEED Silver Certification for Existing Buildings: Operations & Maintenance from the U.S. Green Building Council (USGBC), making Toyota Center the first professional sports facility in Texas to receive a LEED Certification. Awarded by the USGBC under its Leadership in Energy and Environmental Design program, the certification identifies and rewards best practices by a building in areas that include energy conservation, environmental awareness, water efficiency and natural resource performance.

Alexander also stood as a visionary and the driving force in setting up the framework of a partnership with Comcast and the Houston Astros (MLB) in forming a new regional sports network, which launched in 2012 as Comcast SportsNet Houston and operates as a member of the NBC Sports Group. In addition to the Rockets and Astros, Comcast SportsNet Houston will be dedicated to covering local professional, college and high school sports.

While Alexanderôs teams have enjoyed success on the basketball court, unique to the Houston franchise is its off-the-court commitment to the community. Building a better quality of life for Houstonians is a driving force for Alexander and his organization.

In 1995, Alexander established the Clutch City Foundation with the goal of providing help, hope and inspiration to those who might otherwise be forgotten. The Clutch City Foundation funds and operates comprehensive programs benefiting thousands of children each year, as well as serving as the umbrella organization for all Rockets community initiatives. Over 18 years of active

community involvement has resulted in over $15 million raised for local charities, allowing the Rockets to impact tens of thousands of Houstonians each year. One of its premier fundraising events is the Clutch City Foundation Tux & Tennies Charity Gala, which has raised over $5 million since 1996. Alexander and the Clutch City Foundation have also aided international efforts spearheaded by Yao Ming and Dikembe Mutombo, committing $850,000 to help those devastated by the earthquake in China on May 12, 2008, and to assist in building the Women & Childrenôs Center within the Biamba Marie Mutombo Hospital and Research Center located in the Democratic Republic of the Congo.

ñItôs so important to me that the Rockets find a way to thank the fans for their overwhelming support,ò Alexander said. ñOne way we try to do that is by reaching out to young people and those who are under-served in our community through our community programs and fundraising initiatives.ò

Alexander and the Rockets organization have received numerous community service awards, including the Pro Team Community Award in 1997, given by the World Sports Humanitarian Hall of Fame. The award recognizes one professional team each year that exemplifies community service and acts as a catalyst for community pride and spirit.

In 1998, Alexanderôs organization was awarded the Leadership Houston ñLeadership in Actionò Award for outstanding community service to education, one year after winning the same award for outstanding community service to youth.

Alexander and the Rockets were also honored with the 2005 Texas Association of Partners in Education ñOutstanding Business Partnershipò award in the Houston Independent School District (HISD). The Clutch City Foundation was also inducted into the HISD Partners Hall of Fame for understanding the value of education, as well as an active commitment to enhancing the educational experiences of HISD students.

When flooding from Tropical Storm Allison devastated the Houston area in June 2001, the franchise helped to raise over $230,000 for flood relief by auctioning off hundreds of memorabilia items, including authentic rings from each of the organizationôs six championships. In addition to donating all of the memorabilia for the auction along with the funds raised, Alexander, the NBA and WNBA contributed $150,000 to the flood relief effort.

Since 2002, Alexander has donated over $1 million to the *Houston Chronicle* project, Goodfellows, which provides holiday gifts to needy children. In addition to several of the largest single contributions in the programôs history, Alexander hosts an annual holiday party for the Goodfellows children and their families.

In Sept. 2005, just days after Hurricane Katrina ravaged many parts of Louisiana, Alabama and Mississippi, Alexander immediately stepped in to assist the thousands of displaced residents who took shelter in Houston by organizing Houston HopeFest. The unprecedented three-day relief effort held at Toyota Center consisted of a day-long donation drive, followed by two days of providing basic humanitarian assistance, which included job skills training and placement services, housing assistance, as well as medical and counseling services.

After Hurricane Ike hit the Houston area in Sept. 2008, Alexander quickly responded to help those individuals affected by the storm. In conjunction with Feed the Children, Alexander purchased several semi-truck loads of pre-packaged, non-perishable food and basic essential toiletries. Rockets players and staff then distributed those supplies to area residents on Sept. 18, 2008. Alexander also named the Bush-Clinton Coastal Recovery Fund as a beneficiary of the 2009 Tux & Tennies Charity Gala, raising an additional $100,000 to assist with the rebuilding efforts in Houston and along the Gulf Coast.

In 2009, Alexanderôs organization teamed with Memorial Hermann and The University of Texas Medical School at Houston to create the Memorial Hermann Foundation ï HEARTS program (Houston Early Age Risk Testing and Screening). A first-of-its-kind program in the United States, HEARTS aims to reach out to children who may be, or already are, at-risk for life threatening but correctable heart abnormalities. This integrated youth screening program helps to detect potential heart problems that without the program might go undetected.

In July 2011, Alexander and the team launched the Rockets Give Back community outreach. Rockets Give Back launched with the ñ10,000 Hugs-to-Helpò fundraising campaign to assist the three surviving children of Houston residents Joshua and Robin Berry, who were killed in a tragic automobile accident in July 2011, as well as a Charity of the Month program where team members spend time volunteering in the community.

Alexander and the Rockets also raised $65,000 to support 100 military families in need of assistance during the holidays by donating proceeds of all single-game ticket sales from the 2011 preseason opener vs. San Antonio (12/17/11). The Rockets partnered with the Veteranôs Administration Hospital to identify families of service members in need.

Alexander is Chairman of the Board of the Clutch City Foundation and sits on the Board of Directors of Memorial Hermann Childrenôs Hospital, as well as the Houston Police Foundation. He was also the recipient of the 2009 American Advertising Federation-Houston Trailblazer Award, which recognizes an influential business leader for enhancing the overall image of Houston through marketing. In addition, Alexander is a staunch animal-rights advocate, and founded the Evelyn Alexander Home for Animals Foundation, which strives to provide a permanent home to abandoned and abused animals. Alexander has also donated $2.5 million to the Humane Society of the United States and millions of dollars to other charitable causes worldwide.

Through the Clutch City Foundation, Alexander and his organization will continue to make a difference in the lives of Houstonians for years to come.

OVERCOME ANY SETBACK WITH COMPREHENSIVE INJURY TREATMENT

When you're sidelined with an injury, all you can think about is reclaiming your game. Within our state-of-the-art facilities, you'll find leading sports medicine-trained orthopedic surgeons from the faculty of UTHealth Medical School as well as other specialists and physical therapists. These affiliated experts work with athletes of all ages and abilities to develop individualized and comprehensive treatment programs – from injury prevention and evaluation to orthopedic surgery and post-injury rehabilitation. Because at the Memorial Hermann IRONMAN Sports Medicine Institute, we're dedicated to getting the dedicated back in the game.

For more information or to schedule an appointment, visit ironman.memorialhermann.org.

NOW WITH THREE LOCATIONS

Memorial City Medical Center
Texas Medical Center
The Woodlands

HOUSTON ROCKETS

PROUD TO BE THE OFFICIAL HEALTHCARE PROVIDER OF THE HOUSTON ROCKETS

IRONMAN.
Sports Medicine Institute

MEMORIAL HERMANN

Thaddeus B. Brown

Thaddeus ñTadò Brown enters his 12th season with the organization, and his eighth as Chief Executive Officer of the Houston Rockets and Clutch City Sports & Entertainment. Brown oversees all facets of the organizationôs business operations relating to the Rockets and Toyota Center. He also works with Owner Leslie Alexander to set strategic goals and analyze future growth opportunities for the franchise, and serves as Alexanderôs representative and Alternate Governor on the NBA Board of Governors.

During his tenure, Brown has been instrumental in forging strong relationships with community leaders, as well as developing and building the organizationôs key partnerships. The business team has thrived under Brownôs guidance, setting Toyota Center records for sellouts, attendance, total events and customer satisfaction. His efforts to make the organization an industry leader in customer service and convenience also led to the introduction of Flash Seats, an innovative paperless ticketing system that allows season ticket holders and concert goers the ability to manage their tickets online.

Brown was integral in securing the 2013 NBA All-Star Game for Houston, as well as the 2006 midseason classic, making Toyota Center the first NBA building to have two All-Star Games over just a seven-year period. Under Brownôs guidance, Toyota Center was also the first professional sports facility in Texas to receive a LEED Certification from the U.S. Green Building Council (USGBC), and the Rockets and Toyota Center were one of only 11 local organizations, and the only professional sports team, to be recognized as a Proud Partner by Keep Houston Beautiful on Oct. 31, 2011.

Brown has also served as the driving force behind the franchiseôs strong community outreach efforts, which have focused on charitable giving, as well as hundreds of hours of community service. He is an active member of the Houston community, serving on the Board of the Greater Houston Partnershipôs Opportunity Houston Committee, the Board of Central Houston, the Boys & Girls Clubs of America, and serves as the Acting President of Houston Childrenôs Charity.

Before moving into his current role on Oct. 30, 2006, Brown served as Senior Vice President of Sales, Marketing & Broadcasting. During that time, he was responsible for the highly successful integration of the teamôs Corporate Development, Marketing, Ticket Sales, Suite Sales, Media Relations, Broadcasting and Community Relations Departments.

Prior to joining the Rockets, Brown was a Founder, and ultimately, President of Streetball Partners International. He worked closely with NBC Sports and the NBA for over a decade to build Streetball into the largest global grassroots basketball property in the world. Brown managed all sales, marketing, sponsor service, licensing and new business initiatives for Streetball. He oversaw Streetballôs growth from a staff of 10 to over 250 employees worldwide during his tenure.

Brown is a graduate of Colgate University, where he was a four-year starter and three-year captain of the varsity basketball team. He and his wife, Janice, have four daughters.

Daryl Morey

Daryl Morey enters his eighth season with the Houston Rockets and his seventh as the teamôs head of all basketball operations. Morey, who officially assumed his current position on May 10, 2007, previously served as the teamôs Assistant General Manager after joining the organization on Apr. 3, 2006. He was re-signed as the teamôs General Manager and Managing Director of Basketball Operations on Sept. 25, 2009.

Since moving into the role of General Manager, Morey has built a Rockets team that has gone a combined 272-204 (.571) over the last six seasons and has set a number of team records. Morey, who has spearheaded an innovative integration of statistical analytics into the evaluation of NBA talent, has earned votes from his peers for 2008-09 and 2012-13 NBA Executive of the Year. He earned selection to the *SportsBusiness Journal* Forty Under 40 Class of 2010, which honors the most promising young executives in sports business under the age of 40. In 2010, *ESPN.com* named the Rockets Basketball Operations as one of the two best management teams in all of basketball. Moreyôs ability to manage and bolster the Rockets roster earned him *YAHOO.com* Executive of the Year accolades in 2008-09. He was named ñTop 50 Most Influential in Basketballò in 2009 by *HOOPSWORLD*. Morey was also recognized in 2009 as one of ñThe 10 Most Creative People in Sportsò by *Fast Company* magazine. His articles on sports analytics have been published in leading publications such as *Harvard Business Review*, *The Economist* and *Grantland*.

The Rockets have had winning seasons in each campaign under Morey, including a 43-39 record in 2010-11, a 34-32 mark in 2011-12 and a return trip to the postseason with a 45-37 campaign in 2012-13. Despite the loss of Yao Ming for the entire 2009-10 campaign, the Rockets maintained their winning edge with a 42-40 mark to become the only team in the previous 20 NBA seasons to finish above .500 without an All-Star. In addition, Aaron Brooks was voted the NBAôs 2009-10 Most Improved Player. From 2006-07 through 2008-09, the Rockets won more regular season games (160) than in any three-year run in the history of the franchise. Houston registered a 53-29 mark in 2008-09 to give the team a third consecutive 50-win season for the first time in team annals (52-30 in 2006-07 and 55-27 in 2007-08). In the 2009 NBA Playoffs, the Rockets advanced to the Western Conference Semifinals for the first time since 1997, taking the eventual NBA Champion L.A. Lakers to a Game Seven despite playing without Tracy McGrady and losing the services of Yao for the final four contests of that series. In 2007-08, the Rockets won a remarkable 22 straight games, which stands as the fourth-longest winning streak in professional sports history.

This success has all come while Morey has transformed the Houston roster into one of the most promising young teams in the league. Morey highlighted the 2013 NBA free agency period with the blockbuster signing of center Dwight Howard. The acquisition of the three-time NBA Defensive Player of the Year helped vault the Rockets to third on *ESPN's Future Power Rankings*. In 2012, Morey traded for eventual All-Star James Harden along with signing restricted free agents Jeremy Lin and Omer Asik using an innovative contract structure that had not been seen before in the league. During the 2012-13 campaign, Morey signed free agent guard Patrick Beverley out of Russia and traded with the Sacramento Kings to acquire Francisco Garcia. The two played key roles for the Rockets in pushing the Oklahoma City Thunder to six games in the 2013 NBA Playoffs. In addition to working with Owner Leslie Alexander to secure Kevin McHale as the 12th head coach in club history, Morey has recently drafted Isaiah Canaan (34th overall in 2013) and Terrence Jones (18th overall in 2012). He also acquired the draft rights to Lithuanian forward Donatas Motiejunas (20th overall in 2011) from the Minnesota Timberwolves and selected Florida forward Chandler Parsons with the 38th overall pick in the 2011 NBA Draft. Parsons, who went on to garner 2011-12 NBA All-Rookie Second Team accolades and was named to the 2013 BBVA Rising Stars Challenge roster, earned Morey another nod from several media outlets as the ñbest value contract in the NBA.ò

Moreyôs bold moves over the years with the Rockets have included the acquisitions of Courtney Lee from the New Jersey Nets, Goran Dragic from the Phoenix Suns, Kevin Martin and Ron Artest from Sacramento, Kyle Lowry from the Memphis Grizzlies, as well as first-round draft picks from the New York Knicks, Phoenix, Memphis and a future lottery pick from the Toronto Raptors. In the 2007 NBA Draft, Morey selected Brooks in the first round (26th overall) and traded for the draft rights to Carl Landry (31st overall). Morey then traded Vassilis Spanoulis to acquire Argentine forward Luis Scola from San Antonio. Scola (First) and Landry (Second) each went on to earn NBA All-Rookie Team honors in 2007-08.

Morey came to Houston after serving three years as SVP Operations for the Boston Celtics. With the Celtics, his responsibilities included the development of analytical methods and technology to enhance basketball decisions, such as the draft, trades and free agency.

Prior to his time with the Celtics, Morey worked as a Principal consultant with an emphasis on sports at The Parthenon Group, a leading strategy consulting firm. Morey was also a statistical consultant with STATS, Inc., the industry pioneer in the use of sports statistics highlighted in the Michael Lewis book *Moneyball*.

Morey holds a bachelorôs degree in computer science with an emphasis on statistics from Northwestern University, as well as an MBA from the MIT Sloan School of Management. Morey, who currently serves as an adjunct professor in the Sport Management Program at Rice University, was also the professor for the MIT Sloan class, ñAnalytical Sports Management.ò He continues to be a co-chair of the annual MIT Sloan Sports Conference, which is the largest annual sports conference hosted by a business school. In 2012, *Fast Company* ranked the MIT Sloan Sports Analytics Conference third among its Most Innovative Companies in Sports, trailing only the NFL and MLB Advanced Media (MLBAM). He also serves on the Board of Directors of Major League Gaming (MLG).

Morey grew up in a small town near Medina, Ohio. He and his wife have two children.

Follow Daryl Morey at twitter.com/dmorey

Kevin McHale

McHALE



Head Coach

NBA Coaching Experience:
4 Seasons

College:
University of Minnesota

High School:
Hibbing (Hibbing, MN)

Birthdate:
December 19, 1957

Birthplace:
Hibbing, Minnesota

McHale's Coaching Record

Season	Team	Record	Pct.	Playoffs	Pct.	Playoff Result
2004-05	Minnesota	19-12	.613	ð	ð	ð
2008-09	Minnesota	20-43	.317	ð	ð	ð
2011-12	Houston	34-32	.515	ð	ð	ð
2012-13	Houston	45-37	.549	2-4	.333	Lost in First Round to OKC
Totals	**4 Seasons**	**118-124**	**.488**	**2-4**	**.333**	
Rockets	**2 Seasons**	**79-69**	**.534**	**2-4**	**.333**	

#ANEWAGE

Head Coach

Kevin McHale was named the 12th head coach in Rockets history on June 1, 2011, joining Houston after spending the prior two seasons as an analyst for NBA TV and Turner Sports. McHaleôs time in the NBA spans over three decades as a player, executive, coach and television commentator. He currently stands as one of six members from Bostonôs 1985-86 championship team to serve as an NBA head coach (Larry Bird, Danny Ainge, Dennis Johnson, Sam Vincent and Rick Carlisle). Overall, McHale owns a record of 118-124 (.488) in four seasons as head coach of the Minnesota Timberwolves (39-55) and Houston Rockets (79-69).

In 2012-13, McHale took the youngest and least experience team in the NBA and garnered Houstonôs first playoff berth since 2008-09, finishing with a mark of 45-37 (.549) in his second season at the helm. Overall, the Rockets ranked second in the NBA in points per game (106.0), sixth in assists (23.2 apg), seventh in rebounding average (43.4 rpg), third in points in the paint (46.2 ppg), second in fast-break points (18.6 ppg) and tied for ninth in steals (8.28 spg). Houston (867) also joined the New York Knicks (891) in rewriting the NBA record books from beyond the arc, as both teams in 2012-13 shattered the NBA single-season record for 3-pointers made (841 in 2009-10 by Orlando). McHale had to take a leave of absence from the team starting on Nov. 10 and rejoined the team on Dec. 8. He registered the 100th win of his coaching career with a 140-109 victory vs. Golden State (2/5/13).

In his first campaign with Houston, McHale led the 2011-12 Rockets to a 34-32 (.515) record. The Rockets finished the season ranked ninth in the NBA in scoring (98.1 ppg), while lowering their points against from 103.7 per game in 2010-11 to just 97.9 in 2011-12. Houston was actually a perfect 19-0 in 2011-12 when keeping their opponent below 90 points. McHale picked up his first win as Rockets head coach with a 105-85 victory vs. San Antonio (12/29/11). In addition to going 22-11 at home, Houston stood as the only visiting team in 2011-12 to win at Chicago, at the L.A. Lakers and at Oklahoma City.

McHale previously recorded a 39-55 (.415) mark in two stints as head coach of Minnesota. He became the sixth head coach in Timberwolves annals on Feb. 12, 2005, taking over after Flip Saunders was relieved of his coaching duties. He compiled a 19-12 record over the remainder of the 2004-05 season. On Dec. 8, 2008, McHale stepped down as Vice President of Basketball Operations and transitioned into his second stint as head coach of the Timberwolves by taking over for Randy Wittman. Beginning with a victory at New York (12/26/08), McHale helped the Timberwolves rebound with a 12-4 mark over their next 16 outings, which included a five-game winning streak (1/2/09-1/10/09). McHale was also named Western Conference Coach of the Month for Jan. 2009 after guiding the Timberwolves to a 10-4 mark during that month.

Upon his retirement as an NBA player, McHale joined the Timberwolves as a television analyst and special assistant. On Aug. 18, 1994,

Timberwolves Owner Glen Taylor promoted him to Assistant General Manager. He continued to broadcast Minnesota games and work as an executive until May 11, 1995, when he succeeded Jack McCloskey as Vice President of Basketball Operations. In this role, McHale was credited for hiring Saunders as head coach and made the decision to draft high school phenom Kevin Garnett with the fifth-overall pick of the 1995 NBA Draft. Overall, all eight playoff appearances by Minnesota and all four 50-win squads in team history came while he was overseeing team personnel.

His biggest transaction came on July 31, 2007, when McHale acquired an up-and-coming Al Jefferson from Boston in a trade that sent Garnett to the Celtics. McHale and his staff also signed Jefferson to a multi-year deal to remain with Minnesota. The next big splash came on June 26, 2008, when McHale orchestrated a draft-night deal that netted the Timberwolves a talented big man in forward Kevin Love and veteran sharpshooter Mike Miller from the Memphis Grizzlies in exchange for the draft rights to O.J. Mayo. Through deals with Boston, Miami, Philadelphia and Houston, McHale also acquired a number of future draft picks, including three additional first-round selections and another three second-round picks.

Head Coach

Prior to his NBA front office career, McHale displayed a history of success in the game of basketball. On Oct. 1, 1999, McHale was recognized for his achievements on the court with induction into the Naismith Memorial Basketball Hall of Fame. In typical McHale style, he gave credit to his teammates for helping him to get there, but no one goes into the Hall of Fame without a lot of hard work and personal accomplishment. On July 8, 2000, he was inducted into the National High School Sports Hall of Fame. During the 1997 NBA All-Star Game, he was honored as one of the NBA's Top-50 Players for the league's first half-century. To coincide with the University of Minnesota's 100th Anniversary, he was selected as top player in the history of Minnesota men's basketball on Feb. 18, 1995. McHale's #32 jersey was retired by the Boston Celtics on Jan. 30, 1994. In 1992, McHale was elected to the Minnesota State High School League Hall of Fame.

McHale played 13 seasons for Boston before retiring in the spring of 1993. A seven-time NBA All-Star (1984, 1986, 1987, 1988, 1989, 1990 and 1991), McHale helped lead the Celtics to three NBA championships (1981, 1984 and 1986), five Eastern Conference titles and eight Atlantic Division crowns. He was voted the NBA's Sixth Man of the Year twice (1984 and 1985) and was selected to the All-NBA First Team in 1987. He was also named to the NBA All-Defensive First Team three times (1986, 1987 and 1988) and the Second Team on another three occasions (1983, 1989 and 1990). Overall, the 6-10 forward/center averaged 17.9 points and 7.3 rebounds in 971 career regular season games. In 169 playoff contests, McHale increased his averages to 18.8 points and 7.4 rebounds. A first-round selection (third overall) by the Celtics in the 1980 NBA Draft, McHale went on to earn First-Team NBA All-Rookie accolades in 1981.

As a collegian, McHale posted career averages of 15.2 points and 8.5 rebounds per game in four seasons at Minnesota, earning First-Team All-Big Ten honors in 1979 and 1980. In high school, McHale was named Minnesota Mr. Basketball of 1976 and led his squad to a runner-up finish in the Minnesota Class AA State Basketball Championship Game.

McHale and his wife, Lynn, have five children, Kristyn, Michael, Joseph, Thomas and the late Sasha (10/27/89-11/24/12).

YOU'VE GOT YOUR FUN CUT OUT FOR YOU
TOYOTA
Let's Go Places
Get out there and live it up in the new 2014 Tundra — the only truck built right here in Texas.
THE NEW TOYOTA
TUNDRA
*Assembled in Texas with U.S. and globally sourced parts.
buyatoyota.com

Kelvin Sampson

Assistant Coach



Kelvin Sampson enters his third season with the Houston Rockets as an assistant coach on Kevin McHaleõs staff. A two-time NCAA National Coach of the Year winner, Sampson joined the Rockets after spending three seasons as an assistant coach with the Milwaukee Bucks.

In 2012-13, Sampson recorded a 7-6 mark as acting head coach during Kevin McHaleõs leave of absence (Nov. 10 and rejoined team on Dec. 8). In his first season with Houston, the Rockets lowered their points against from 103.7 per game in 2010-11 to just 97.9 in 2011-12. During his time with the Bucks, Sampson was part of a staff that helped Milwaukeeõs defense improve from 15th in the NBA in points allowed per 100 possessions in 2008-09, to second in 2009-10 and fourth in the league in 2010-11.

Prior to moving into the NBA, Sampson served two seasons as head coach at Indiana University (2006-08) where his teams went 43-15 (.741) and received NCAA Tournament bids in both of his two campaigns. His biggest success came during his 12 seasons at Oklahoma University (1994-2006) where Sampson earned two National Coach of the Year Awards (AP in 1995 and NABC in 2002), made 12 postseason showings in 12 seasons (11 NCAA and one NIT), advanced to the NCAA Tournamentõs Sweet 16 (1999), Final Four (2002) and Elite Eight (2003), captured three Big 12 Tournament championships (2001, 2002 and 2003) and shared the 2005 Big 12 regular season title with Kansas. Sampson won at least 20 games in each of his final nine seasons at OU and finished with a 279-109 (.719) record with the Sooners.

Sampson went to Oklahoma from Washington State where he was an assistant before being named head coach. Overall, he went 103-103 (.500) with the Cougars (1987-94) and was twice named Kodak District 14 Coach of the Year by the NABC (1990-91 and 1991-92), as well as earning Pac-10 Coach of the Year (1991-92). He began his collegiate head coaching career at Montana Tech (1981-85), winning two regular season titles and one Frontier Conference championship. Over his final four seasons, he guided the Orediggers to a 73-45 (.619) mark. Montana Tech had won just 17 games combined in the three years prior to his arrival. Sampson was also named the leagueõs Coach of the Year twice (1983 and 1985).

In addition to his successful collegiate and NBA coaching stints, Sampson has extensive experience working with USA Basketball, which includes winning the 2004 World Championship for Young Men. He has served as a head coach and assistant on various Olympic levels in 1993, 1994, 1995, 2002 and 2004. Sampson also accepted an invitation to join the coaching staff of the Canadian Senior National Team in its bid to qualify for the 2016 Summer Olympics.

Raised in Pembroke, North Carolina, Sampson earned his bachelorõs degree at Pembroke State University and a masterõs degree at Michigan State. He also served one season (1979-80) as a graduate assistant under Jud Heathcote with the Spartans. He was inducted into the Montana Tech Hall of Fame in 1996 and into the Pembroke State Athletic Hall of Fame in 1998.

John-Blair Bickerstaff

Assistant Coach

John-Blair ñJ.B.ò Bickerstaff begins his third season as an assistant coach with the Houston Rockets. Bickerstaff joined the Rockets after spending four seasons (2007-11) as an assistant coach with the Minnesota Timberwolves.

Prior to joining the Timberwolves, Bickerstaff spent three seasons (2004-07) as an assistant coach to his father, Bernie Bickerstaff, with the Charlotte Bobcats. He also served as head coach of Charlotteõs Summer League teams in 2005 and 2006. The youngest assistant coach in the NBA at age 25 when he began with the Bobcats in 2004-05, J.B. followed in the footsteps of his father, who was the youngest assistant coach when he joined the NBA at 29 years old in 1973.

Around basketball his whole life, Bickerstaff provided color analysis on radio broadcasts in 2003-04 for the Timberwolves when the team won the Midwest Division and advanced to the Western Conference Finals. Prior to that, he served as the director of operations for the University of Minnesota menõs basketball program where he oversaw all administrative areas of the program and assisted the coaching staff with recruiting, scouting and coaching.

Born March 10, 1979, Bickerstaff played his first two collegiate seasons at Oregon State University, where he was the youngest NCAA Division I player as a 17-year-old freshman, and finished his career at the University of Minnesota. He played two seasons with the Golden Gophers (1999-2001) and averaged 9.4 points and 5.8 rebounds. As a senior, he averaged 10.9 points and 6.1 rebounds while pacing the team in field goal percentage.

Chris Finch

Assistant Coach

Chris Finch enters his third season as an assistant coach with the Rockets after spending two campaigns as head coach of Houston's single-affiliation NBA Development League partner the Rio Grande Valley Vipers.

In two seasons at the helm of the Vipers, Finch registered a mark of 67-33 (.670) and guided Rio Grande Valley to back-to-back D-League Finals. In 2009-10, Finch took home the Dennis Johnson Coach of the Year Award en route to capturing the 2009-10 D-League championship. Finch also led the Western Conference All-Stars to a win at the 2009 D-League All-Star Game in Dallas. Finch signed on with the Vipers after serving as an assistant coach for the Dallas Mavericks during the 2009 NBA Summer League in Las Vegas.

Prior to his return to the United States, Finch built a successful overseas coaching career that included taking over a dormant Great Britain National Team in May 2006 and winning FIBA's 2007 Division B Promotional Competition. In 2009, his squad qualified for the European Championships for the first time since 1981. Finch also led the British National Team in the 2012 Summer Olympics in London.

In addition to his work with the British National Team, Finch was a head coach of teams in England (Sheffield Sharks), Germany (Giessen 46ers) and Belgium (Euphony Bree, Dexia Mons-Hainaut) from 1997-2009. Finch, who has three titles and three BBL Cup Finals on his resume, qualified for the playoffs in 11 of his 12 seasons overseas. A three-time Coach of the Year, he was also selected as a FIBA EuroCup All-Star head coach. He began his career with Sheffield, which was the same club that he played on during his four-year professional playing career. Under Finch's tutelage, the Sharks enjoyed the franchise's most successful run in its history. Finch was named the BBL Coach of the Year after winning the regular season title with Sheffield in 1998-99. He also led Euphony Bree to their first-ever championship in 2005.

Raised in Reading, Pennsylvania, Finch graduated in 1992 as a two-time All-American at Franklin & Marshall College. The 6-foot-4 guard/forward was inducted into the F&M Sports Hall of Fame in 2002. Overall, he started the final 115 games of his collegiate career and compiled a 102-13 record (.887) over that span, which stood as the most career wins as a starter in NCAA Division III history.

Dean Cooper

Assistant Coach

Dean Cooper is in his second stint with the Houston Rockets, returning as an assistant coach for the 2012-13 campaign. Cooper previously worked in several roles over nine years (1999-2008) with the Rockets, including Vice President of Player Personnel in 2007-08. He was elevated into that position after working three years as the team's Director of Scouting. In his first five years with Houston, Cooper served as video coordinator/scout for two seasons, assistant coach for two campaigns and as an NBA personnel scout for a year.

Cooper rejoined the Rockets after serving two seasons (2010-12) as the Player Development Director for the Portland Trail Blazers. In that role, Cooper worked closely with the coaching staff to track each player's individual development and improvement on the court. Prior to Portland, Cooper spent two seasons (2008-10) with the Minnesota Timberwolves as an assistant coach and scout.

Before his first stay in Houston, Cooper coached four years at the collegiate level. He worked two seasons as an assistant coach at his alma mater, Aquinas College in Grand Rapids, Michigan, before taking a similar role at the University of Buffalo for two years. While at Aquinas, he also served in an advance scouting role for the Connecticut Pride of the Continental Basketball Association for one season. Cooper began his coaching career at a pair of Michigan high schools, spending five years at Belding High School and three years at Caledonia High School.

A native of Belding, Michigan, Cooper's wife, Melanie, is from El Paso, Texas. Off the court, Cooper has been a camp director in the NBA's Basketball without Borders program, which is a global basketball development and community relations outreach program that promotes leadership, education, sportsmanship and healthy living, with an emphasis on HIV/AIDS awareness and prevention.

Greg Buckner

Assistant Coach



Greg Buckner begins his third season with the Houston Rockets . Buckner joined the Rockets after a successful 10-year playing career in the NBA.

Selected by Dallas in the second round (53rd overall) of the 1998 NBA Draft, Buckner averaged 5.0 points, 2.0 rebounds and 1.3 assists in 570 career games (117 starts) with the Mavericks, Philadelphia 76ers, Denver Nuggets, Minnesota Timberwolves and Memphis Grizzlies. Buckner was also regarded as an outstanding defensive player over his career. His teams reached the postseason in six of his 10 NBA seasons. Overall, he averaged 4.1 points and 2.6 rebounds in 38 career playoff games.

As a collegian, Buckner was regarded as one of the top players in Clemson history. He was the first Tiger to ever lead his team in scoring four straight years (1994-98) and guided Clemson to three NCAA Tournament bids. Buckner started all 122 games of his career and never missed a contest, setting the school record for consecutive games started. He finished with 1,754 career points and was the third Tiger player to log career totals of at least 1,000 points, 500 rebounds and 200 assists. Inducted into the Clemson Athletic Hall of Fame in 2005, Buckner remains the lone Tiger to ever win the ACC Rookie of the Year award (1994-95).

Born on Sept. 16, 1976, in Hopkinsville, Kentucky, Buckner's playing career also included a stint with the Grand Rapids Hoops (1998-99) of the Continental Basketball Association before beginning his NBA tenure.

Carroll Dawson

Senior Consultant

Carroll Dawson, affectionately known as ñCD,ò currently serves as a Senior Consultant for the Houston Rockets. He completed his 11th and final season as General Manager of the franchise in 2006-07. Prior to moving into the front office on July 26, 1996, Dawson worked as an assistant coach under four Rockets head coaches, aiding Del Harris from 1980-83, Bill Fitch from 1983-88, Don Chaney from 1988-92 and Rudy Tomjanovich from 1992-96.

Dawson was honored by Rockets Owner Leslie Alexander with ñCarroll Dawson Tribute Nightò on April 16, 2007, where a banner bearing his name was hung from the rafters of Toyota Center in honor of Dawsonôs 27 seasons with the Rockets organization as General Manager and as an assistant coach.

Recognized as one of the top executives in the NBA, Dawson finished second in voting for *The Sporting News* NBA Executive of the Year in 2006-07. As General Manager, Dawson showed the ability to both bolster a playoff contender with veterans and acquire emerging talent as part of a youth movement. In his role of assistant coach, Dawson holds the distinction of being the only person on the coaching staffs of all four Rockets teams that advanced to the NBA Finals (1981, 1986, 1994 and 1995). He was also credited with teaching Hakeem Olajuwon his famous jump hook.

A native Texan, Dawson hails from Alba, a town with a population of 200 that sits about 75 miles east of Dallas. He resides in Houston with his wife, Sharon. Sharon has a daughter, Elizabeth, and a son, Michael. (For more information on Dawson, see page 152).

Keith Jones

Senior VP of Basketball Operations

Keith Jones will be entering his 25th season in professional basketball and his 18th with the Houston Rockets. Jones, who was promoted to Senior Vice President of Basketball Operations on Sept. 5, 2007, oversees player relations and basketball operations for the Rockets, including all team travel arrangements, the equipment staff, sports performance, as well as treatment and rehabilitation of the players.

Jones became the fourth athletic trainer in franchise history when he joined the Rockets on July 23, 1996, serving the past 17 seasons as head athletic trainer with Houston. He was voted by his peers as the NBA Trainer of the Year in 2001. During the summer of 2002, Jones was elevated to the title of Vice President of Basketball Operations/Athletic Trainer after three seasons of holding player liaison responsibilities.

During the 2008 Summer Olympics, Jones served as a team athletic trainer for the 2008 U.S. Menôs Olympic Team (8-0) that captured the gold medal in Beijing, China. It marked the seventh time Jones has performed these duties for a U.S. National Team. He has also served in the same capacity for USA Basketball at the 1998 World Championship of Basketball in Greece, during the 1999 Tournament of the Americas in Puerto Rico, with the gold-medal-winning Senior National Team during the 2000 Summer Olympics in Sydney, Australia, at the FIBA Americas World Championship Qualifier 2005 in the Dominican Republic, during the 2006 World Championship in Japan and with the gold-medal-winning USA Menôs Senior National Team (10-0) during the FIBA Americas Championship 2007 in Las Vegas, Nevada.

Prior to joining the Rockets, Jones spent six seasons with the Los Angeles Clippers. When hired by the Clippers in June 1990, he became the first African-American, as well as the youngest trainer in the NBA at age 28. Jones got his start in the NBA in 1988 as the assistant trainer for the Orlando Magic, joining the Clippers the following season when their head trainer position opened.

Jones began his career in athletic training at the University of Arkansas, working as a student trainer for Lou Holtzôs football and Eddie Suttonôs basketball teams for four years. He interned with the Philadelphia Eagles as an athletic trainer during his college summers and worked as their full-time assistant trainer during the 1983 season. Upon leaving Philadelphia, Jones spent two seasons with the Oklahoma/Arizona Outlaws of the USFL. He eventually rejoined Holtz at the University of Minnesota as the football trainer in 1987 before moving to the NBA.

He and his wife, Madge, reside in Sugar Land. The couple has two daughters, Morgan and Alex, and a son, Isaiah. Off the court, Jones has been involved with the NBAôs Basketball without Borders program.

Basketball Staff

Derrick Alston
Basketball
Operations

Jason Biles
Sports Performance
& Rehabilitation

Matt Brase
Basketball
Operations

Ian Buchanan
Basketball
Operations

John Cho
Basketball
Operations

Darryl Eto
Sports Performance
& Rehabilitation

Brent Johnson
Basketball
Operations

Monte McNair
Basketball
Operations

Anthony Nila
Basketball
Operations

Gianluca Pascucci
Basketball
Operations

Jim Paulis
Basketball
Operations

Joe Rogowski
Sports Performance
& Rehabilitation

Jason Staudt
Basketball
Operations

Eli Witus
Basketball
Operations

Dr. Walter Lowe
Team Orthopedic
Surgeon

Dr. James Muntz
Team Physician/
Internist

Dr. Steven Flores
Orthopedic
Consultant

Dr. David Crumbie
Orthopedic
Consultant

Dr. Rod Foroozan
Ophthalmology
Consultant

Thomas O'Brien, D.D.S.
Dental
Consultant

Russ Paine
Physical Therapy
Consultant

HARDEN
13
66

Omer Asik

ASIK

#3

Center

Height: 7-0
Weight: 255
NBA Experience: 3
Country: Turkey
Birthdate: July 4, 1986
Birthplace: Bursa, Turkey
How Acquired: Signed as a restricted free agent on July 24, 2012

Regular Season Career Highs

Minutes	44	11/16/12 at Portland
Field Goals	11	4/1/13 vs. Orlando
Field Goal Attempts	14	1/2/13 vs. New Orleans
3-Point Field Goals	0	—
3-Point Attempts	1	4/5/13 at Portland
Free Throws	11	12/10/12 vs. San Antonio (2)
Free Throw Attempts	14	12/10/12 vs. San Antonio (2)
Offensive Rebounds	9	11/2/12 at Atlanta (2)
Defensive Rebounds	17	1/28/13 at Utah (2)
Rebounds	22	4/9/13 vs. Phoenix (2)
Assists	4	1/30/13 at Denver
Steals	4	11/10/12 vs. Detroit
Turnovers	7	1/30/13 at Denver
Blocked Shots	5	3/26/12 vs. Denver (3)
Points	22	4/1/13 vs. Orlando (2)

Asik's Career Statistics

REGULAR SEASON YEAR	G-S	MIN	FGM-A	PCT	3FGM-A	PCT	FTM-A	PCT	REBOUNDS OFF-DEF-TOT	AST	PF-D	ST	TO	BLK	TP	RPG	APG	PPG
2010-11 (CHI)	82-0	989	78-141	.553	0-0	—	73-145	.503	112-194-306	32	153-2	20	64	56	229	3.7	0.4	2.8
2011-12 (CHI)	66-2	971	79-156	.506	0-0	—	47-103	.456	127-223-350	32	121-0	30	68	68	205	5.3	0.5	3.1
2012-13 (HOU)	82-82	2464	332-614	.541	0-1	.000	168-299	.562	275-681-956	75	223-2	46	173	87	832	11.7	0.9	10.1
TOTALS	230-84	4424	489-911	.537	0-1	.000	288-547	.527	514-1098-1612	139	497-4	96	305	211	1266	7.0	0.6	5.5
ROCKETS	82-82	2464	332-614	.541	0-1	.000	168-299	.562	275-681-956	75	223-2	46	173	87	832	11.7	0.9	10.1

PLAYOFFS YEAR	G-S	MIN	FGM-A	PCT	3FGM-A	PCT	FTM-A	PCT	REBOUNDS OFF-DEF-TOT	AST	PF-D	ST	TO	BLK	TP	RPG	APG	PPG
2010-11 (CHI)	15-0	148	6-13	.462	0-0	—	3-10	.300	10-21-31	1	21-0	2	7	8	15	2.1	0.1	1.0
2011-12 (CHI)	6-3	128	7-14	.500	0-0	—	6-17	.353	8-20-28	8	14-0	1	8	10	20	4.7	1.3	3.3
2012-13 (HOU)	6-6	208	22-39	.564	0-0	—	30-47	.638	21-46-67	3	22-0	3	12	10	74	11.2	0.5	12.3
TOTALS	27-9	484	35-66	.530	0-0	—	39-74	.527	39-87-126	12	57-0	6	27	28	109	4.7	0.4	4.0
ROCKETS	6-6	208	22-39	.564	0-0	—	30-47	.638	21-46-67	3	22-0	3	12	10	74	11.2	0.5	12.3

#ANEWAGE

In 2012-2013

In his first season with Houston, averaged career-highs of 10.1 points, 11.7 rebounds and 1.06 blocks in 82 games (82 starts) é led the NBA in total rebounds (956) and stood third in the league in rebounds per game (11.7) é was the first Rockets player to play in at least 70 games in a season and average a double-double since Hakeem Olajuwon back in 1995-96 (26.9 ppg and 10.9 rpg) é became just the eighth Rockets player to ever average at least 11.5 rebounds in a season and the first since Charles Barkley in 1998-99 (12.3 rpg) é registered two career-high streaks of nine straight 10-plus rebounding games (1/26/13-2/12/13 and 2/20/13-3/9/13), which were Houston's longest such streaks since Dikembe Mutombo with 11 straight (12/27/06-1/16/07) é posted 33 double-doubles, which included two career-high runs of four consecutive double-doubles (11/23/12-12/1/12 and 1/30/13-2/6/13) é had 57 10-plus rebounding performances, which stood as the most double-digit rebounding games in a single season since Olajuwon in 1993-94 (63) é recorded 39 games of 10 or more points, including the first five 20-point games of his career é had a career-best streak of six consecutive double-digit scoring games (11/7/12-11/16/12) é led (or tied) the Rockets in rebounds a team-high 63 times on the season é registered a double-double before halftime three times (11/7/12, 2/27/13 and 4/1/13) é grabbed 19 rebounds (9 offensive) at Atlanta (11/2/12), but missed all seven of his field goal attempts, which marked the most rebounds in team history for a Rockets player that did not score in the same contest é added 15 boards vs. Portland (11/3/12), marking the first time in his career to post consecutive double-digit rebounding games é made a career-best four steals vs. Detroit (11/10/12) é posted 19 points (4-8 FG) off a career-high 11-of-14 night from the free throw line vs. Miami (11/12/12) é recorded 16 points (6-11 FG) and 16 rebounds in a career-high 43:31 of action at Portland (11/16/12) é registered 21 points (5-11 FG) and 10 rebounds vs. San Antonio (12/10/12), which included matching his career-best outing from the line at 11-of-14 é notched 20 points (9-13 FG), 18 rebounds and three blocks at Chicago (12/25/12) é had 17 boards (all defensive) vs. Atlanta (12/31/12) é led the Rockets with a career-high 22 points (8-13 FG, 6-7 FT), 12 rebounds and three blocks at Indiana (1/18/13) é hauled in 19 rebounds (17 defensive) at Utah (1/28/13) é recorded 10 points (4-7 FG), 18 boards and a career-high four assists at Denver (1/30/13) é made a season-high four blocked shots vs. Portland (2/8/13) é posted 16 points (7-12 FG) and a career-high 22 rebounds vs. Milwaukee (2/27/13), marking the first 20-rebound game of his career é topped all Western Conference players in rebounds per game (13.1) in the month of Feb. 2013 é collected a career-high-tying 22 points (11-13 FG) and 18 rebounds in 27:50 of action vs. Orlando (4/1/13) é became the first player in Rockets history to score as many as 22 points and grab 18 or more rebounds in a game in which he played less than 30 minutes é equaled his career best of 22 rebounds vs. Phoenix (4/9/13) to become the first Rockets player to post at least two 20-rebound games in a season since Barkley in 1997-98 (five).

In the NBA

Has averaged 5.5 points, 7.0 rebounds and 0.92 blocks in 230 games (84 starts) with Chicago and Houston é has not missed a game in three NBA seasons, playing in 230 consecutive regular season contests é has posted 34 career double-doubles and 66 career 10-plus rebounding games. **2011-2012:** Appeared in all 66 games (two starts) with Chicago, averaging 3.1 points, 5.3 rebounds, 1.03 blocks and 14.7 minutes per game é grabbed 10 or more rebounds five times and scored 10-plus points three times é tallied 14 boards and tied his career-high five blocks vs. Washington (1/11/12) é finished with a season-high 11 points (5-6 FG) vs. Phoenix (1/17/12) é made his first career start vs. Charlotte (1/21/12), posting a season-high 15 rebounds é recorded 10 points (6-10 FT), seven boards and three blocks in just 17:53 vs. Toronto (3/24/12) é tied his career high of five blocks vs. Denver (3/26/12) é equaled his season-best 15 boards (7 offensive) at Charlotte (4/18/12). **2010-2011:** Appeared in all 82 games with the Bulls, posting averages of 2.8 points, 3.7 boards, 0.68 blocks and 12.1 minutes per game é posted four games of double-digit rebounding, three games with 10-plus points and recorded one double-double é ranked fifth in the NBA in offensive rebounds per 48 minutes (5.4), 11th in blocks per 48 minutes (2.72), 12th in rebounds per 48 minutes and 20th in defensive rebounds per 48 minutes (9.4) é posted 13 points (5-6 FG) and a career-high five blocks vs. Toronto (1/4/11) é pulled down 11 rebounds despite not attempting a field goal or a free throw vs. Miami (2/24/11) to become the first rookie in NBA history to grab at least 10 boards in a game without taking a shot of any kind é notched his first career double-double with 11 points and a season-high 16 boards at New Jersey (3/17/11) é scored a season-high 14 points (6-6 FG) vs. Sacramento (3/21/11).

In the Playoffs

Holds career averages of 4.0 points, 4.7 rebounds, 1.04 blocks and 17.9 minutes per game in 27 postseason outings (nine starts) with Chicago and Houston. **2013:** Averaged 12.3 points, 11.2 rebounds and 1.67 blocks in six games (six starts) with the Rockets é collected the first three double-doubles of his playoff career é grabbed a playoff-career-high 14 rebounds in Game Two at Oklahoma City (4/24/13) and 14 (8 offensive) in Game Four vs. Oklahoma City (4/29/13) é made a playoff-best four blocks in Game Three vs. Oklahoma City (4/27/13) é registered a playoff-high 21 points (4-6 FG, 13-18 FT) and 11 boards in Game Five at Oklahoma City (5/1/13). **2012:** Averaged 3.3 points, 4.7 rebounds and 1.67 blocks in six games (three starts) against Philadelphia. **2011:** Appeared in 15 playoffs games, averaging 1.0 points and 2.1 boards in 9.9 minutes per outing.

In International Play

A member of the Turkish National Team é grew up playing for Fenerbahçe S.K. Istanbul (2005-10) in his native Turkey é was loaned to Kadikoy Belediyesi in the Turkish League's second division for the majority of the 2005-06 season é played with the silver-medal-winning Turkish National Team in the U-20 European Championships é was again a member of the silver-medal-winning Turkish squad at the 2010 FIBA World Championships é in 2007-08, split time between Alpella and Fenerbahçe é set Euroleague mark for blocks in Top-16 round play (19) in 2007-08 and named Turkish League All-Star for a second year in a row é in 2006-07, earned All-Turkish League Newcomer of the Year.

In Life

Born Omer Faruk Asik on July 4, 1986, in Bursa, Turkey é hosted a holiday party with the USO and Chicago Housing Authority in 2010 é visited members of the HPD on Sept. 11, 2012, thanking them for their service in commemoration of Patriot Day.

In Transactions

Drafted by Portland (36th overall) in the second round of the 2008 NBA Draft é draft rights were traded to Chicago in exchange for Denver's 2009 second-round pick, New York's 2009 second-round selection and Chicago's 2010 second-round pick on Sept. 10, 2010 é signed as a restricted free agent by the Rockets on July 24, 2012, after Chicago chose not to match Houston's offer sheet.

Patrick Beverley

BEVERLEY



#2

Guard

Height: 6-1
Weight: 185
NBA Experience: 1
College: Arkansas
High School: John Marshall Metro (Chicago, IL)
Birthdate: July 12, 1988
Birthplace: Chicago, IL
How Acquired: Signed as a free agent on January 7, 2013

Regular Season Career Highs

Minutes	28	3/27/13 vs. Indiana
Field Goals	6	2/23/13 at Washington
Field Goal Attempts	10	4/9/13 vs. Phoenix
3-Point Field Goals	3	3/1/13 at Orlando (3)
3-Point Attempts	5	4/9/13 vs. Phoenix (3)
Free Throws	6	2/5/13 vs. Golden State
Free Throw Attempts	8	2/5/13 vs. Golden State
Offensive Rebounds	4	3/3/13 vs. Dallas
Defensive Rebounds	4	4/17/13 at L.A. Lakers (4)
Rebounds	7	3/3/13 vs. Dallas
Assists	9	4/6/13 at Denver
Steals	3	3/20/13 vs. Utah (4)
Turnovers	3	4/14/13 vs. Sacramento (4)
Blocked Shots	2	3/29/13 at Memphis
Points	15	2/23/13 at Washington

Beverley's Career Statistics

REGULAR SEASON YEAR	G-S	MIN	FGM-A	PCT	3FGM-A	PCT	FTM-A	PCT	REBOUNDS OFF-DEF-TOT	AST	PF-D	ST	TO	BLK	TP	RPG	APG	PPG
2012-13 (HOU)	41-0	713	79-189	.418	36-96	.375	34-41	.829	45-64-109	117	83-0	37	44	21	228	2.7	2.9	5.6
TOTALS	41-0	713	79-189	.418	36-96	.375	34-41	.829	45-64-109	117	83-0	37	44	21	228	2.7	2.9	5.6

PLAYOFFS YEAR	G-S	MIN	FGM-A	PCT	3FGM-A	PCT	FTM-A	PCT	REBOUNDS OFF-DEF-TOT	AST	PF-D	ST	TO	BLK	TP	RPG	APG	PPG
2012-13 (HOU)	6-5	200	28-65	.431	8-24	.333	7-7	1.000	11-22-33	17	24-0	7	6	4	71	5.5	2.8	11.8
TOTALS	6-5	200	28-65	.431	8-24	.333	7-7	1.000	11-22-33	17	24-0	7	6	4	71	5.5	2.8	11.8

#ANEWAGE

In 2012-2013

In his first season with Houston, averaged 5.6 points, 2.7 rebounds, 2.9 assists and 0.90 steals in 41 games é placed on the inactive list for four games (1/8/13-1/12/13) é was a DNP (CD) for three games (1/30/13-2/2/13; 2/6/13) é had six double-digit scoring games and led the team in assists twice é signed by the Rockets as a free agent on Jan. 7 and assigned to Houston's single-affiliation NBA D-League partner Rio Grande Valley é recalled from the Vipers on Jan. 14 é averaged 13.7 points, 7.0 assists, 6.7 rebounds and 2.00 steals in three starts with Rio Grande Valley é made his Rockets debut vs. the L.A. Clippers (1/15/13), recording three points (1-1 3FG), one assist and one steal in just 1:45 of action é picked up a career-best three steals at Indiana (1/18/13) é netted 11 points (2-3 FG, 6-8 FT) vs. Golden State (2/5/13) é totaled six points (3-6 3FG), eight assists and five rebounds at Sacramento (2/10/13) é collected nine points off a 3-of-4 night from beyond the arc at Brooklyn (2/22/13) é scored a career-high 15 points (6-9 FG, 3-5 3FG) at Washington (2/23/13) é recorded 13 points (5-7 FG, 3-4 3FG) and six assists at Orlando (3/1/13), which included scoring 10 points (4-5 FG, 2-2 3FG) and nabbing a career-high-tying three steals in the fourth quarter of a 118-110 win é registered nine points (5-6 FT) and a career-high seven rebounds vs. Dallas (3/3/13) é handed out another seven assists at Dallas (3/6/13) é matched his career-best three steals vs. Phoenix (3/13/13) and three thefts vs. Utah (3/20/13) é had 11 points (4-7 FG), five assists, four boards, one steal and one block vs. Cleveland (3/22/13) é recorded 11 points (4-6 FG, 2-3 3FG) in a 96-95 win vs. San Antonio (3/24/13) and made one of the key plays of the game by blocking a layup attempt by Danny Green with 1:24 left to play é made a career-high two blocks at Memphis (3/29/13) é topped the Rockets with a career-best nine assists at Denver (4/6/13), adding seven points (3-3 FG, 1-1 3FG).

In the NBA

Started two games with Houston in the 2013 Orlando Pro Summer League and was with Miami for the 2010 NBA Summer League.

In the Playoffs

2013: In his first career postseason, averaged 11.8 points, 5.5 rebounds, 2.8 assists and 1.17 steals in six games (five starts) with the Rockets é made his NBA playoff debut in Game One at Oklahoma City (4/21/13), registering 11 points (2-5 3FG), four assists and two steals é made the first start of his career in Game Two at Oklahoma City (4/24/13), racking up playoff bests of 16 points (7-13 FG, 2-4 3FG), 12 rebounds (5 offensive), six assists, two steals and one block é matched his playoff-high 16 points (5-10 FG, 2-4 3FG, 4-4 FT) in Game Four vs. Oklahoma City (4/29/13).

In International Play

Joined the Rockets from Spartak St. Petersburg in Russia, where he earned Eurocup MVP for the 2011-12 season and 2012 All-Eurocup First-Team honors é played two seasons at Arkansas before leaving school to sign a professional contract with BC Dnipro of the Ukrainian UBL for the 2008-09 season é drafted by the L.A. Lakers in the 2009 NBA Draft and later traded to Miami, but decided to stay in Europe and signed with Olympiakos in Greece on Aug. 26, 2009.

In College

Was a 2008 Wooden Award and Naismith Trophy candidate é started 33 of 35 games as a sophomore, ranking first on Razorbacks in rebounding (6.6 rpg), steals (1.3 spg) and 3-point percentage (.378) é was also second on the team in points (12.1 ppg) and third in assists (2.4 apg) in 2007-08 é was named SEC Freshman of the Year and earned Second-Team All-SEC honors in 2006-07.

In Life

Born Patrick Beverley on July 12, 1988, in Chicago, Illinois é son of Lisa Beverley é helped his mother open her own nail salon studio in Houston even before signing with the Rockets é featured in the 2007 documentary *Hoop Reality*, which is the sequel to the 1995 documentary *Hoop Dreams* é as a senior at John Marshall Metropolitan High School, he led the state in scoring (37.3 ppg) and was named Co-Player of the Year é selected to play in the Roundball Classic on April 8, 2006, a national All-Star Game played at United Center in Chicago.

In Transactions

Originally drafted by the L.A. Lakers in the second round (42nd overall) of the 2009 NBA Draft and later traded to Miami é signed by the Heat on Aug. 2, 2010 é waived by Miami on Oct. 25, 2010 é signed as a free agent by Houston to a multi-year deal on Jan. 7, 2013, and assigned to Rio Grande Valley of the NBA D-League ... recalled by the Rockets from the Vipers on Jan. 14, 2013.

Ronnie Brewer

BREWER



#10

Forward

Height: 6-7
Weight: 235
NBA Experience: 7
College: Arkansas
High School: Fayetteville (Fayetteville, AR)
Birthdate: March 20, 1985
Birthplace: Portland, OR
How Acquired: Signed as a free agent on Aug. 28, 2013

Regular Season Career Highs

Minutes	53	12/27/08 at Houston
Field Goals	11	11/30/09 vs. Memphis (2)
Field Goal Attempts	19	11/24/08 vs. Chicago
3-Point Field Goals	3	11/5/12 at Philadelphia (2)
3-Point Attempts	5	12/5/12 at Charlotte (2)
Free Throws	9	12/9/08 at Minnesota (2)
Free Throw Attempts	14	2/2/09 vs. Charlotte
Offensive Rebounds	5	4/15/13 vs. Sacramento
Defensive Rebounds	10	11/5/12 at Philadelphia
Rebounds	13	4/15/13 vs. Sacramento
Assists	10	1/6/10 vs. Memphis
Steals	7	11/9/08 at New York
Turnovers	5	11/11/08 at Philadelphia
Blocked Shots	3	2/23/09 vs. Atlanta
Points	26	2/28/09 vs. Sacramento

Brewer's Career Statistics

REGULAR SEASON YEAR	G-S	MIN	FGM-A	PCT	3FGM-A	PCT	FTM-A	PCT	REBOUNDS OFF-DEF-TOT	AST	PF-D	ST	TO	BLK	TP	RPG	APG	PPG
2006-07 (UTA)	56-14	675	102-193	.528	0-9	.000	56-83	.675	37-38-75	24	44-0	37	24	6	260	1.3	0.4	4.6
2007-08 (UTA)	76-76	2088	354-634	.558	11-50	.220	195-257	.759	97-121-218	134	110-0	129	69	19	914	2.9	1.8	12.0
2008-09 (UTA)	81-80	2605	421-828	.508	22-85	.259	247-352	.702	101-199-300	179	128-0	138	110	30	1111	3.7	2.2	13.7
2009-10 (UTA-MEM)	58-53	1742	209-429	.487	8-31	.258	85-133	.639	45-142-187	154	80-0	91	53	15	511	3.2	2.7	8.8
2010-11 (CHI)	81-1	1781	205-427	.480	6-27	.222	87-133	.654	55-207-262	140	82-0	106	55	22	503	3.2	1.7	6.2
2011-12 (CHI)	66-43	1635	190-445	.427	19-69	.275	56-100	.560	72-159-231	137	64-0	72	59	21	455	3.5	2.1	6.9
2012-13 (NY-OKC)	60-34	852	70-198	.354	23-76	.303	16-39	.410	42-98-140	50	33-0	43	18	6	179	2.3	0.8	3.0
TOTALS	478-301	11378	1551-3154	.492	89-347	.256	742-1097	.676	449-964-1413	818	541-0	616	388	119	3933	3.0	1.7	8.2

PLAYOFFS YEAR	G-S	MIN	FGM-A	PCT	3FGM-A	PCT	FTM-A	PCT	REBOUNDS OFF-DEF-TOT	AST	PF-D	ST	TO	BLK	TP	RPG	APG	PPG
2006-07 (UTA)	8-0	41	6-10	.600	0-0	.000	7-13	.538	2-4-6	2	3-0	1	2	0	19	0.8	0.2	2.4
2007-08 (UTA)	12-12	305	51-98	.520	1-6	.167	19-25	.760	17-21-38	19	29-0	12	4	4	122	3.2	1.6	10.2
2008-09 (UTA)	5-5	158	20-49	.408	0-2	.000	11-16	.688	7-16-23	13	9-0	7	11	1	51	4.6	2.6	10.2
2010-11 (CHI)	16-0	260	24-50	.480	3-7	.429	13-17	.765	7-27-34	15	14-0	12	4	6	64	2.1	0.9	4.0
2011-12 (CHI)	5-0	83	4-16	.250	0-0	—	0-3	.000	4-15-19	9	5-0	4	6	1	8	3.8	1.8	1.6
2012-13 (OKC)	1-0	8	0-0	—	0-0	—	0-0	—	0-1-1	0	1-0	0	0	0	0	1.0	0.0	0.0
TOTALS	47-17	855	105-223	.471	4-15	.267	50-74	.676	37-84-121	58	61-0	36	27	12	264	2.6	1.2	5.6

#ANEWAGE

In 2012-2013

Split time between New York and Oklahoma City, averaging 3.0 points and 2.3 rebounds over 14.2 minutes per outing in 60 games (34 starts) é averaged 3.6 points and 2.2 boards in 46 contests (34 starts) with the Knicks é acquired from New York on Feb. 21 é closed out the season with 14 appearances with the Thunder, averaging 0.9 points and 2.9 rebounds in 10.1 minutes of action é had 12 DNP (CD) with the Thunder é made his Thunder debut vs. New Orleans (2/27/13), scoring five points and pulling down four rebounds in 12 minutes of action é grabbed a career-high 13 rebounds vs. Sacramento (4/15/13).

In the NBA

Owns career averages of 8.2 points, 3.0 rebounds, 1.7 assists and 1.29 steals in 478 career games (301 starts) with Utah, Memphis, Chicago, New York and Oklahoma City é played in the Rookie Challenge and Youth Jam during 2008 All-Star Weekend é shot .500-plus from the field in each of his first three seasons é has led the NBA in steals-per-turnover ratio twice (1.87 with Jazz in 2007-08 and 1.93 with Bulls in 2010-11) é has ranked among the NBAòs top-25 in steals three times (12th with 1.70 in 2007-08, seventh with 1.70 in 2008-09 and 23rd with 1.31 in 2010-11). **2011-2012:** Appeared in 66 games (43 starts) with the Bulls, averaging 6.9 points and 3.5 rebounds é joined Carlos Boozer and Omer Asik as only Bulls to play in all 66 games é was sixth in the NBA in steals-per-turnover ratio (1.22) é had 18 double-figure scoring games and one 20-point outing (20 on 1/25/12 vs. Indiana) é tied season high with 10 rebounds vs. Indiana (1/25/12) and 10 boards vs. Cleveland (4/26/12) é made Bulls season-high five steals vs. Washington (4/16/12) é logged 40-plus minutes in three straight games (1/25/12-1/29/12) é was a key factor in win over New York (312/12), posting 11 points (5-8 FG), seven boards and season-high seven assists. **2010-2011:** In his first season with Chicago, averaged 6.2 points in 81 games (one start) é missed his only game of the year vs. New Jersey (4/13/11) with a sprained left thumb é lone start of the season came in a 2OT win at Phoenix (11/24/10) é topped the NBA in steals-per-turnover ratio (1.93) and ranked 23rd in the league in steals (1.31) é had 14 double-figure scoring games, with a season-high 12 points three times é nabbed a season-high six steals at Cleveland (12/8/10). **2009-2010:** Played in 58 games (53 starts) with Utah and Memphis, averaging 8.8 points in 30.0 minutes per game é recorded two 20-plus scoring games é played in 53 games for the Jazz (all starts) é scored a season-best 25 points vs. the Grizzlies (11/30/09) and dished out a career-high 10 assists vs. Memphis (1/6/10) é traded to Memphis on Feb. 18 é appeared in just five games off the bench for the Grizzlies before suffering a partially torn right hamstring vs. Miami (2/19/10) é missed a total of 24 games with the hamstring injury. **2008-2009:** Averaged a career-high 13.7 points (.508, 421-828 FG) with a career-best 3.7 rebounds in 32.2 minutes per game over 81 appearances (80 starts) with the Jazz é missed just one game due to personal reasons (auntòs death) é ranked seventh in the NBA in steals (1.70) and was fourth in steal-per-turnover ratio (1.25) é logged a career-most and a team-high 2,605 total minutes é recorded 13 20-plus scoring games é made a career-high seven steals vs. New York (11/9/08), which at the time was just one shy of MSG opponent single-game mark é netted a career-high 26 points vs. Sacramento (2/28/09). **2007-2008:** Earned spot in Jazz starting lineup, averaging 12.0 points off a career-best .558 shooting (354-634 FG) in 76 games (all starts) é missed six games due to injury: three with a strained right groin, one with a stomach virus and two with a severely bruised tailbone é led the NBA in steals-per-turnover ratio (1.87) é was seventh in the league in field goal percentage (.558) and 12th in steals (1.70) é scored 13 points in the Rookie Challenge and Youth Jam during All-Star Weekend in New Orleans é collected a season-high 21 points vs. Milwaukee (3/12/08). **2006-2007:** Appeared in 56 games (14 starts), averaging 4.6 points (.528, 102-193 FG) in 12.1 minutes é listed as inactive five times was a DNP (CD) on 21 occasions.

In the Playoffs

Has seen postseason action in six of his seven NBA seasons and has played in two Conference Finals (2007 with Jazz and 2011 with Bulls) é has posted career averages of 5.6 points and 2.6 boards in 47 postseason games (17 starts). **2013:** Played just eight minutes in Game One vs. Houston (4/21/13). **2012:** Came off the bench in five games during Chicagoòs first-round series with Philadelphia, averaging 1.6 points in 16.6 minutes per game. **2011:** Again came off the bench in all 16 postseason games for the Bulls, averaging 4.0 points in 16.3 minutes per game. **2009:** Started all five playoff games in Utahòs first-round series with the L.A. Lakers, averaging 10.2 points and 4.6 rebounds. **2008:** Started all 12 postseason games with the Jazz against the Rockets and Lakers é averaged 10.2 points and 3.2 boards, while shooting a team-high .520 (51-98 FG) from the field. **2007:** Appeared in eight of Utahòs 17 playoff games against the Rockets, Warriors and Spurs, averaging 2.4 points in 5.1 minutes per game.

In College

As a collegian, averaged 15.7 points and 5.0 rebounds in 90 career games (89 starts) over three seasons at Arkansas é was an All-SEC First Team selection as both a sophomore and junior é became the first Arkansas player to be named First-Team All-SEC since 1995 é as a junior in 2005-06, posted 18.4 points per game over 32 outings (all starts) é in his final collegiate season, earned Honorable Mention All-America honors from *The Associated Press* as the Razorbacks reached NCAA Tournament for first time since 2001 é was second in the SEC in steals (2.53) and fifth in field goal percentage (.475) in 2004-05 é was selected to the SEC All-Freshman Team in 2003-04.

In Life

Born Ronnie Brewer on Mar. 20, 1985, in Portland, Oregon é son of former NBA player Ron Brewer, who played with six teams from 1978-79 to 1985-86 é father teamed with Sidney Moncrief and Marvin Delph to form the famed ñTriplets,ò who led Arkansas to the 1978 Final Four é both he and his father wore No. 10 at Arkansas é earned *Parade* All-America honors after averaging 26.8 points as a senior in leading Fayetteville High School to 24-5 finish and the State Class 5A semifinals é named Arkansas Player of the Year and Mr. Basketball by the *Arkansas Democrat-Gazette* é majored in broadcast journalism and says he would be a television producer if he was not in the NBA é life motto is ñNever be contentò é favorite foods are fried chicken wings and chicken fingers.

In Transactions

An early-entry candidate selected after his junior year at Arkansas by Utah in the first round (14th overall) of the 2006 NBA Draft é traded by Utah to Memphis for a future first-round pick on Feb. 18, 2010 é signed by Chicago as a free agent on July 19, 2010 é became a free agent after the 2011-12 season and signed with New York on July 25, 2012 é traded by the Knicks to Oklahoma City in exchange for a 2014 second-round draft pick and cash considerations on Feb. 21, 2013 é signed with Houston as a free agent on Aug. 28, 2013.

Aaron Brooks

BROOKS



#0

Guard

Height: 6-0
Weight: 161
NBA Experience: 5
College: Oregon
High School: Franklin (Seattle, WA)
Birthdate: January 14, 1985
Birthplace: Seattle, WA
How Acquired: Re-signed as a free agent on July 19, 2013

Regular Season Career Highs

Minutes	59	1/13/10 vs. Minnesota
Field Goals	14	1/13/10 vs. Minnesota
Field Goal Attempts	30	1/13/10 vs. Minnesota
3-Point Field Goals	7	3/17/10 vs. Memphis
3-Point Attempts	13	3/3/10 vs. Sacramento
Free Throws	12	12/9/09 vs. Cleveland
Free Throw Attempts	13	12/9/09 vs. Cleveland
Offensive Rebounds	4	4/11/10 at Phoenix
Defensive Rebounds	10	12/20/08 at Minnesota
Rebounds	10	12/20/08 at Minnesota
Assists	13	11/17/09 vs. Phoenix
Steals	5	11/29/09 at Oklahoma City
Turnovers	8	11/18/09 at Minnesota
Blocked Shots	2	4/6/13 at Denver
Points	43	1/13/10 vs. Minnesota

Brooks' Career Statistics

REGULAR SEASON YEAR	G-S	MIN	FGM-A	PCT	3FGM-A	PCT	FTM-A	PCT	REBOUNDS OFF-DEF-TOT	AST	PF-D	ST	TO	BLK	TP	RPG	APG	PPG
2007-08 (HOU)	51-0	608	93-225	.413	36-109	.330	42-49	.857	13-43-56	87	69-0	13	44	5	264	1.1	1.7	5.2
2008-09 (HOU)	80-35	1998	316-783	.404	113-309	.366	149-172	.866	33-124-157	238	152-1	46	125	8	894	2.0	3.0	11.2
2009-10 (HOU)	82-82	2919	575-1331	.432	209-525	.398	245-298	.822	54-161-215	434	199-1	69	232	14	1604	2.6	5.3	19.6
2010-11 (HOU-PHO)	59-12	1284	220-587	.375	70-236	.297	124-140	.886	20-58-78	233	115-3	34	99	3	634	1.3	3.9	10.7
2012-13 (SAC-HOU)	53-20	997	143-316	.453	50-134	.373	40-52	.769	13-67-80	114	94-2	30	67	10	376	1.5	2.2	7.1
TOTALS	325-149	7806	1347-3242	.415	478-1313	.364	600-711	.844	133-453-586	1106	629-7	192	567	40	3772	1.8	3.4	11.6
ROCKETS	254-124	6375	1122-2739	.410	408-1119	.365	514-602	.854	112-369-481	894	494-5	150	460	32	3166	1.9	3.5	12.5

PLAYOFFS YEAR	G-S	MIN	FGM-A	PCT	3FGM-A	PCT	FTM-A	PCT	REBOUNDS OFF-DEF-TOT	AST	PF-D	ST	TO	BLK	TP	RPG	APG	PPG
2007-08 (HOU)	6-0	50	8-25	.320	0-10	.000	9-11	.818	0-6-6	3	11-0	0	3	0	25	1.0	0.5	4.2
2008-09 (HOU)	13-13	444	77-170	.453	27-64	.422	37-46	.804	4-30-34	44	29-0	5	29	3	218	2.6	3.4	16.8
2012-13 (HOU)	6-0	67	13-34	.382	1-9	.111	3-5	.600	3-6-9	11	3-0	1	6	1	30	1.5	1.8	5.0
TOTALS	25-13	561	98-229	.428	28-83	.337	49-62	.790	7-42-49	58	43-0	6	38	4	273	2.0	2.3	10.9

#ANEWAGE

In 2012-2013

Returned for his fifth season with the Rockets, averaging 1.4 points and 0.9 assists in seven games with Houston é was a DNP (CD) for 14 games (3/6/13-3/9/13; 3/15/13; 3/20/13; 3/24/13-3/29/13; 4/1/13-4/3/13; 4/9/13-4/12/13; 4/15/13-4/17/13) with the Rockets é waived by Sacramento on Mar. 1 and signed by Houston as a free agent on Mar. 5 é averaged 8.0 points and 2.3 assists in 20.8 minutes per game over 46 contests (20 starts) with the Kings é was a DNP (CD) in 11 games, DND one game (12/30/12) with a sore left ankle and was inactive for one game (1/12/13) with the flu while with the Kings é made his first start of the season vs. Portland (11/11/12) é recorded a season-high 23 points (9-12 FG, 3-3 3FG) vs. Golden State (12/19/12) é made his return in a Rockets uniform vs. Phoenix (3/13/13), playing in his first game with Houston since at Cleveland (2/23/11) é made a career-high two blocks at Denver (4/6/13).

In the NBA

Has averaged 11.6 points and 3.4 assists in 325 games (149 starts) with Houston, Phoenix and Sacramento é owns 56 career 20-point performances in the regular season (54 with Rockets), 11 outings of 30 or more points and one 40-point contest (all with Rockets) é has posted 10 career double-doubles (nine with Rockets) é voted NBA Most Improved Player (2009-10), becoming the first Rockets player to ever win this award é selected to participate with the Sophomore Team in the 2009 T-Mobile Rookie Challenge & Youth Jam é participated with Houston in two NBA Summer Leagues (2007, 2008) é earned T-Mobile Rookie of the Month honors for 2007 NBA Summer League é named to the 2007 NBA Summer League All-Star Team é played in two games with the NBA D-League Rio Grande Valley Vipers (23.0 ppg, 5.5 rpg and 5.0 apg in 2007-08). **2010-2011:** Averaged 10.7 points, 3.9 assists and 21.8 minutes over 59 games with Houston and Phoenix é averaged 11.6 points and 3.8 assists in 34 games (seven starts) with the Rockets é traded to Phoenix on Feb. 24 é averaged 9.6 points and 4.2 assists in 25 games (five starts) with the Suns é scored 20 or more points four times and recorded two double-doubles é on the inactive list for 24 games (11/7/10-12/17/10; 1/5/11-1/8/11) due to a moderate to severe left ankle sprain and one game (2/7/11) serving a one-game team suspension é totaled a season-best 24 points (7-16 FG, 4-6 3FG) and nine assists at the L.A. Lakers (10/26/10) é started at shooting guard in a 108-102 win at Boston (1/10/11), topping the Rockets with a season-high-tying 24 points (8-15 FG, 5-8 3FG) é led the Rockets with a season-high-tying 24 points (8-14 FG, 4-7 3FG) and a season-best 10 assists in a 112-106 win at Atlanta (1/15/11) é went a perfect 36-of-36 at the free throw line (1/3/11-2/12/11), which marked the longest such streak of his career é with the Suns vs. Orlando (3/13/11), recorded 19 points (8-14 FG) and season-high-tying 10 assists. **2009-2010:** In his third season with Houston, won the 2009-10 NBA Most Improved Player Award after averaging career highs of 19.6 points and 5.3 assists in a career-most 82 starts é made the biggest jump in points per game (+8.4) of any qualifying player in the NBA from 2008-09 (11.2) to 2009-10 (19.6) é among qualifying players, stood as one of just three players in the league with an increase of two assists per game (+2.3) from 2008-09 (3.0) to 2009-10 (5.3) é finished tied for 18th in the NBA in scoring average (19.6) and tied for 21st in assists per game (5.3) é had a team-high 39 20-point performances (Rockets record: 23-16), 10 30-point outings and one 40-point contest, including 10 20-point games in the month of Dec. alone é became the first Rockets point guard to reach at least 20 points in 20 or more games since Steve Francis (42 in 2002-03) é marked the third time in his career to register four straight 20-point games (12/13/09-12/18/09, 1/27/10-2/2/10 and 3/1/10-3/7/10) é reached double-figure scoring in a career-high 40 consecutive outings (12/23/09-3/21/10) é notched six double-doubles and six double-digit assist games é stood first in the NBA in 3-pointers made (.398, 209-525 3FG), setting the franchise single-season record for treys (prev. mark: 192-529 3FG by Rafer Alston in 2006-07) é joined Vernon Maxwell (1990-91 and 1991-92) as the only Rockets to ever lead the NBA in 3-pointers made in a season é became just the sixth player in NBA history to make at least 200 3-pointers (209) and dish out 400 or more assists (434) in the same season é set the franchise record with 39 consecutive games (12/22/09-3/17/10) with at least one 3-pointer made (prev. mark: 37 by Luther Head from 11/4/06-1/13/07) é hit six or more shots from beyond the arc in 11 games on the season é finished with 16 points and a career-high 13 assists vs. Phoenix (11/17/09) é recorded a career-high five steals at Oklahoma City (11/29/09) é made two free throws with 2.1 seconds remaining for a 111-109 win at Golden State (12/3/09) é set career highs in free throws made (12) and attempted (13) vs. Cleveland (12/9/09) é netted a career-high 43 points (14-30 FG, 6-9 3FG, 9-12 FT) in leading the Rockets to a 120-114 3OT win vs. Minnesota (1/13/10), while matching Cuttino Mobley's franchise record of 59 minutes played (3OT on 2/22/04 vs. Atlanta) é racked up 31 points (11-17 FG) and nine assists vs. Denver (3/15/10), hitting a pull-up jumper with 2.9 seconds left for the deciding bucket in a 125-123 win é set both his career high in treys and the Rockets single-game record for most 3-pointers made without a miss (7-7 3FG) en route to 31 points (11-14 FG) vs. Memphis (3/17/10), which also marked the first back-to-back 30-point games of his career é finished with 11 points, 11 assists and eight rebounds vs. Washington (3/30/10) é led Houston with 30 points (10-17 FG, 4-6 3FG), nine assists and three steals in a 119-114 OT win at Boston (4/2/10), including a 3-pointer with 9.0 seconds left in regulation to force OT. **2008-2009:** In his second season with Houston, averaged 11.2 points and 3.0 assists in 80 games (35 starts) é averaged 13.0 points and 3.7 assists in his 35 starts é DNP for one game (10/29/08) with a bone contusion in his right ankle é DND for one game (2/4/09) with flu-like symptoms é finished tied for 21st in the NBA in free throw percentage (.866, 149-172 FT) é had 10 20-point games and one 30-point outing é posted two double-doubles é reached double-figure scoring in a season-best seven consecutive contests (3/9/09-3/20/09) é registered the first consecutive 20-point games of his career (20 on 3/24/09 and 21 on 3/28/09) é notched six points, three assists and two rebounds in 15:53 of action with the Sophomore Team in the 2009 T-Mobile Rookie Challenge & Youth Jam held during the 2009 NBA All-Star Weekend in Phoenix (2/13/09) é made his first NBA start at San Antonio (11/14/08) é registered the first double-double of his career with 18 points and a career-high 10 rebounds at Minnesota (12/20/08) é notched 22 points (8-17 FG) and a season-best 10 assists at Minnesota (3/1/09) é scored the game-winning basket off a driving layup with 7.3 seconds remaining on his way to a season-high 30 points (11-20 FG, 4-7 3FG) in a 116-112 victory vs. Phoenix (3/6/09). **2007-2008:** In his rookie season with the Rockets, averaged 5.2 points and 1.7 assists in 51 games é on the inactive list for 23 contests é DNP (CD) for eight games é finished sixth among all rookies in assists per game é reached double-digit scoring in a season-high four consecutive games (4/3/08-4/9/08) é posted a season-best 22 points (8-10 FG, 4-5 3FG) vs. New York (1/5/08), which included a 12-point (5-5 FG, 2-2 3FG) fourth quarter.

#0 Brooks

In the Playoffs

Holds career averages of 10.9 points and 2.3 assists in 25 playoff games (13 starts) with Houston. **2013:** In his third career postseason, averaged 5.0 points and 1.8 assists in six games with the Rockets é came off the bench with 10 points (4-11 FG) and three assists in Game Five at Oklahoma City (5/1/13). **2009:** Averaged 16.8 points (.422, 27-64 3FG) and 3.4 assists in 13 overall playoff games (13 starts) with Houston é posted four 20-point games and one 30-point performance é averaged 15.3 points (.448, 13-29 3FG) and 4.3 assists in six games against Portland in the First Round é averaged 18.0 points (.929, 26-28 FT) and 2.6 assists in seven games against the L.A. Lakers in the Western Conference Semifinals é had a team-high 27 points (10-17 FG, 5-8 3FG) and postseason-career-best seven assists in Game One at Portland (4/18/09) é led Houston with a playoff-career-high 34 points (12-20 FG, 4-9 3FG, 6-6 FT) in Game Four vs. the L.A. Lakers (5/10/09). **2008:** In his first NBA postseason, averaged 4.2 points and 0.5 assists in six games against Utah.

In International Play

Spent the 2011-12 campaign with the Guangdong Southern Tigers of the Chinese Basketball Association, where he was named a CBA All-Star and took Guangdong to the CBA 2012 Finals é named to the USA Basketball Menõs Select Team chosen to help prepare the 2007 USA Senior National Team é member of the 2002 USA Basketball Junior World Championship Qualifying Team that won a bronze medal.

In College

Averaged 13.1 points and 4.1 assists in 115 games (110 starts) during his four-year career at Oregon é finished his collegiate career as Oregonõs ninth all-time leading scorer with 1,511 points, while ranking fourth in assists (471), fourth in 3-pointers made (205), fifth in free throw percentage (.834) and sixth in steals (127) é earned Second-Team All-America honors from *The Sporting News* and Third-Team accolades from *The Associated Press* as a senior é member of the Wooden Award All-American Team and was named First-Team All-Pac-10 in his final campaign é led the Pac-10 in scoring (17.7) and ranking fifth in assists (4.3) in 2006-07 é topped the Pac-10 in assists-per-turnover ratio (1.81) and finished fourth in assists per game (4.4) in 2005-06 é as a sophomore, led the team in scoring (14.7 ppg, 10th in Pac-10) and assists (4.6 apg, third in Pac-10) é earned Honorable Mention All-Conference honors in 2004-05 é also earned Pac-10 All-Freshman recognition.

In Life

Born Aaron Jamal Brooks on Jan. 14, 1985, in Seattle, Washington é nickname is ñABò é married to Shavonne é has a daughter, MiKah, and twin girls, Khylie and Khobi é favorite sport other than basketball is football é is an avid bowler and enjoys playing video games é The Aaron Brooks Foundation in conjunction with Drills & Skills partners with local middle schools to develop a comprehensive youth development strategy for underserved, school-aged youth in the Houston area é his foundation holds a golf tournament to raise funds, which allows Drills & Skills to provide free basketball camps to children é was Rockets HP Digital Assist Spokesperson, hosting a pizza party for Pearland Jr. High West students as a reward for being the first Houston-area school to successfully submit an online project é Pearland Jr. High West and 19 other middle schools in Greater Houston took part in

this HP Digital Assist program, which invited middle school student teams to create sports or basketball-themed digital media projects that demonstrate their knowledge of math, science or reading é assisted with the Rockets relief efforts following Hurricane Ike, distributing supplies to individuals affected by the storm on Sept. 18, 2008 é majored in political science in college é led Franklin High School to the Washington 4A State Championship as a senior é was a McDonaldõs and *Parade* Third-Team All-American é played in the McDonaldõs and EA SPORTS National All-Star Games é named stateõs Player of the Year by GATORADE, *The Associated Press*, *Seattle Times* and *Tacoma News Tribune* in final campaign at Franklin.

In Transactions

Selected by Houston in the first round (26th overall) of the 2007 NBA Draft é signed a multi-year contract with the Rockets on July 7, 2007 é assigned to Houstonõs NBA D-League affiliate Rio Grande Valley on Dec. 6, 2007, and recalled on Dec. 14 é Rockets picked up team option on contract on Oct. 30, 2008 é Houston again picked up the option on his contract on Oct. 30, 2009 é traded by the Rockets to Phoenix for Goran Dragic and a first-round pick on Feb. 24, 2011 é signed a multi-year free agent contract with Sacramento on July 16, 2012 é waived by the Kings on Mar. 1, 2013 é signed by Houston as a free agent on Mar. 5, 2013 é waived by the Rockets on June 30, 2013, and re-sign on July 19.

HOUSTON FANS, WE HAVE TWIST OFF

If it's Rockets Basketball, it's gotta be crisp and refreshing Bud Light. Official Beer Partner of the Houston Rockets.



OFFICIAL BEER PARTNER OF THE NBA

ENJOY RESPONSIBLY

©2013 A-B, Bud Light® Beer, St. Louis, MO.
The NBA and individual NBA member team identifications are the intellectual property of NBA Properties, Inc. and the respective NBA member teams. ©2013 NBA Properties, Inc. All rights reserved.

Marcus Camby

CAMBY



#21

Center

Height: 6-11
Weight: 240
NBA Experience: 17
College: Massachusetts
High School: Hartford Public (Hartford, CT)
Birthdate: March 22, 1974
Birthplace: Hartford, CT
How Acquired: Re-signed as an unrestricted free agent on July 29, 2013

Regular Season Career Highs

Minutes	49	12/19/08 at Indiana (2)
Field Goals	16	3/18/97 vs. Philadelphia
Field Goal Attempts	28	3/23/97 vs. Atlanta
3-Point Field Goals	1	4/9/12 at Portland (18)
3-Point Attempts	2	4/2/12 at Chicago (6)
Free Throws	13	4/6/00 vs. Washington
Free Throw Attempts	16	4/6/00 vs. Washington
Offensive Rebounds	11	1/2/09 at Phoenix
Defensive Rebounds	20	1/23/08 vs. Atlanta
Rebounds	27	12/17/08 at Chicago
Assists	11	4/5/08 vs. Sacramento
Steals	6	12/21/05 vs. Washington
Turnovers	6	1/14/09 vs. Atlanta (11)
Blocked Shots	11	1/17/08 vs. Utah (2)
Points	37	3/23/97 vs. Atlanta

Camby's Career Statistics

REGULAR SEASON YEAR	G-S	MIN	FGM-A	PCT	3FGM-A	PCT	FTM-A	PCT	REBOUNDS OFF-DEF-TOT	AST	PF-D	ST	TO	BLK	TP	RPG	APG	PPG
1996-97 (TOR)	63-38	1897	375-778	.482	2-14	.143	183-264	.693	131-263-394	97	214-7	66	134	130	935	6.3	1.5	14.8
1997-98 (TOR)	63-58	2002	308-747	.412	0-2	.000	149-244	.611	203-263-466	111	200-1	68	134	230	765	7.4	1.8	12.1
1998-99 (NY)	46-0	945	136-261	.521	0-0	—	57-103	.553	102-151-253	12	131-2	29	39	74	329	5.5	0.3	7.2
1999-00 (NY)	59-11	1548	226-471	.480	1-2	.500	148-221	.670	174-287-461	49	204-5	43	72	116	601	7.8	0.8	10.2
2000-01 (NY)	63-63	2127	304-580	.524	1-8	.125	150-225	.667	196-527-723	52	205-4	66	63	136	759	11.5	0.8	12.0
2001-02 (NY)	29-29	1007	130-290	.448	0-1	.000	62-99	.626	89-233-322	33	107-3	34	42	50	322	11.1	1.1	11.1
2002-03 (DEN)	29-9	616	93-227	.410	2-5	.400	33-50	.660	75-133-208	47	69-1	20	27	40	221	7.2	1.6	7.6
2003-04 (DEN)	72-72	2162	262-549	.477	0-2	.000	98-136	.721	211-516-727	132	239-4	86	98	187	622	10.1	1.8	8.6
2004-05 (DEN)	66-66	2015	279-600	.465	0-4	.000	125-173	.723	131-530-661	152	177-0	61	103	199	683	10.0	2.3	10.3
2005-06 (DEN)	56-54	1857	302-649	.465	1-11	.091	111-156	.712	132-536-668	115	158-1	79	92	184	716	11.9	2.1	12.8
2006-07 (DEN)	70-70	2369	312-659	.473	0-2	.000	161-221	.729	164-652-816	223	183-2	87	122	231	785	11.7	3.2	11.2
2007-08 (DEN)	79-79	2757	286-635	.450	6-20	.300	143-202	.708	230-807-1037	259	216-2	85	118	285	721	13.1	3.3	9.1
2008-09 (LAC)	62-55	1925	254-496	.512	1-4	.250	132-182	.725	161-529-690	127	129-0	51	93	132	641	11.1	2.0	10.3
2009-10 (LAC-POR)	74-74	2314	238-501	.475	2-7	.286	78-122	.639	249-622-871	186	161-0	95	91	146	556	11.8	2.5	7.5
2010-11 (POR)	59-51	1540	117-294	.398	0-1	.000	43-70	.614	182-424-606	121	140-0	40	62	92	277	10.3	2.1	4.7
2011-12 (POR-HOU)	59-53	1352	128-287	.446	2-5	.400	29-64	.453	157-373-530	107	126-0	50	57	85	287	9.0	1.8	4.9
2012-13 (NY)	24-4	250	17-53	.321	0-0	—	8-19	.421	24-56-80	14	28-0	7	15	14	42	3.3	0.6	1.8
TOTALS	973-786	28683	3767-8077	.466	18-88	.205	1710-2551	.670	2611-6902-9513	1837	2687-32	967	1362	2331	9262	9.8	1.9	9.5
ROCKETS	19-13	458	61-126	.484	2-5	.400	11-26	.423	52-124-176	32	38-0	17	10	29	135	9.3	1.7	7.1

PLAYOFFS YEAR	G-S	MIN	FGM-A	PCT	3FGM-A	PCT	FTM-A	PCT	REBOUNDS OFF-DEF-TOT	AST	PF-D	ST	TO	BLK	TP	RPG	APG	PPG
1998-99 (NY)	20-3	509	81-143	.566	0-1	.000	45-73	.616	51-102-153	6	76-2	24	15	38	207	7.7	0.3	10.4
1999-00 (NY)	16-0	386	29-86	.337	0-1	.000	19-31	.613	35-77-112	6	51-1	8	12	23	77	7.0	0.4	4.8
2000-01 (NY)	4-4	141	10-26	.385	0-0	—	5-13	.385	4-28-32	7	18-1	2	2	9	25	8.0	1.8	6.3
2003-04 (DEN)	5-5	194	27-55	.491	1-2	.500	8-14	.571	14-43-57	12	21-0	4	6	7	63	11.4	2.4	12.6
2004-05 (DEN)	5-5	184	17-41	.415	0-0	—	17-27	.630	4-52-56	9	18-0	3	11	16	51	11.2	1.8	10.2
2005-06 (DEN)	5-5	175	26-62	.419	0-0	—	5-9	.556	13-42-55	11	14-0	4	4	14	57	11.0	2.2	11.4
2006-07 (DEN)	5-5	184	17-45	.378	0-0	—	4-6	.667	12-62-74	10	14-0	4	10	16	38	14.8	2.0	7.6
2007-08 (DEN)	4-4	124	5-21	.238	1-1	1.000	2-6	.333	11-42-53	12	10-0	4	10	12	13	13.3	3.0	3.3
2009-10 (POR)	6-6	178	16-38	.421	0-1	.000	3-6	.500	16-44-60	14	18-0	4	3	7	35	10.0	2.3	5.8
2010-11 (POR)	6-6	167	10-22	.455	1-1	1.000	0-2	.000	18-40-58	8	18-0	4	5	9	21	9.7	1.3	3.5
2012-13 (NY)	3-0	3	1-1	1.000	0-0	—	0-0	—	1-1-2	0	1-0	0	1	0	2	0.7	0.0	0.7
TOTALS	79-43	2245	239-540	.443	3-7	.429	108-187	.578	179-533-712	95	259-4	61	79	151	589	9.0	1.2	7.5

In 2012-2013

Limited to just 24 games (four starts) with New York, averaging 1.8 points and 3.3 rebounds é hampered by a left foot injury throughout the season, missing a total of 39 games due to injury é missed first three games (11/2/12-11/5/12) with left calf strain é out 14 straight games (11/28/12-12/23/12) due to a sore left foot é missed another 21 straight games (1/11/13-3/3/13) due to strained left plantar fascia é missed final 11 games of the season due to left plantar fasciitis é was a DNP (CD) 19 times and listed as inactive 20 times é started four straight games (1/3/13-1/10/13) é had one double-figure rebound game with a team-high 10 boards at Portland (3/14/13), adding season-high eight points (4-6 FG).

In the NBA

Has averaged 9.5 points, 9.8 rebounds, 0.99 steals and 2.40 blocks in 973 games (786 starts) with Toronto (1996-98), New York (1998-2002, 2012-13), Denver (2002-08), L.A. Clippers (2008-10), Portland (2010-12) and Houston (2011-12) é has scored at least 30 points on four occasion in his career é owns seven career 20-point, 20-rebound games é overall, has grabbed 20-plus rebounds in a game 44 times over his career é has recorded 271 career double-doubles, including four career triple-doubles (three points-rebounds-blocks and one points-rebounds-assists) é owns four 10-plus block performances (11 on 4/14/98 at New Jersey, 11 on 1/17/08 vs. Utah, 10 on 4/19/98 vs. Philadelphia and 10 on 12/26/07 vs. Milwaukee) é ranked 12th all-time on the NBA's career blocked shots list (2,331) and also stands 13th all-time in blocks per game (2.40) é stands as the NBA's third-active leading rebounder (9,513) é his four blocked shot titles tie him with Kareem Abdul-Jabbar and Mark Eaton for the most all-time since blocks became a stat in 1973 é one of just 10 players in NBA history with 2,000 career blocks and 8,000 career rebounds é voted the NBA's Defensive Player of the Year in 2006-07 é four-time NBA All-Defensive Team selection, earning First-Team accolades twice (2006-07 and 2007-08) and Second-Team two times (2004-05 and 2005-06) é earned First-Team NBA All-Rookie honors in 1996-97. **2011-2012:** In his first season with Houston, averaged 7.1 points, 9.3 rebounds and 1.53 blocks in 19 games (13 starts) with the Rockets é acquired by Houston from Portland on Mar. 15 é with the Rockets was a healthy inactive for one game (3/17/12) and was placed on the inactive list one other game (4/26/12) with a sore back é also DND one game with Houston (4/16/12) due to the sore back é recorded eight double-digit rebounding games with the Rockets, including seven over his last 13 outings of the season é notched six overall double-doubles in 2011-12 and four with the Rockets é averaged 3.8 points, 8.9 rebounds and 1.40 blocks in 40 games (40 starts) with the Trail Blazers é became first Trail Blazer since Arvydas Sabonis (1997-98) to record three 20-rebound outings in the same season and the first since Bill Walton (1974-75) to record 20 boards in three different games at home é had a season-high 22 rebounds vs. Memphis (1/24/12) é became first player in Portland history to notch 20 boards in a game without scoring vs. Phoenix (1/27/12) é also had 20 rebounds vs. Denver (2/4/12) é made his Rockets debut at Phoenix (3/18/12) é recorded his first double-digit rebounding game with Houston by grabbing 11 boards vs. Dallas (3/24/12) é made his first start with the Rockets vs. Memphis (3/30/12), collecting a game-high 16 rebounds (13 defensive) and a season-best six blocks é posted 10 points (5-8 FG), nine rebounds, a season-high four steals and four blocks vs. Indiana (4/1/12) é notched his first double-double with Houston at Chicago (4/2/12), totaling 12 points (6-12 FG) and 11 boards in a 99-93 win over the Bulls é collected a second consecutive double-double with 12 points (4-8 FG, 1-1 3FG, 3-4 FT) and 11 rebounds in a 112-107 victory at the L.A. Lakers (4/6/12) é made his return to Portland (4/9/12) with a game-high 11 rebounds é finished with a season-high 14 points (7-16 FG), 18 rebounds (6 offensive), four assists, three blocks and two steals vs. Phoenix (4/13/12) é pulled down 10 of his boards in the first quarter alone vs. the Suns (4/13/12) and notched a double-double by halftime (10 points, 18 rebounds) é started at Dallas (4/18/12) despite a sore back, racking up 11 points (5-11 FG) and 17 rebounds é tied his season-high 14 points (7-10 FG) at New Orleans (4/19/12). **2010-2011:** Notched averages of 4.7 points, a team-high 10.3 rebounds, a team-best 1.56 blocks and 26.1 minutes in 59 games (51 starts) é one of two players in the Western Conference to average 10.0 rebounds and 1.50 blocks (Pau Gasol) é only the second player in NBA history to average at least 10.0 rebounds (10.3) and play at least 50 games (59) at 37 years of age or older (Robert Parish) é grabbed 20 rebounds vs. Utah (12/30/10) and at Dallas (1/4/11). **2009-2010:** Posted regular season averages of 7.5 points, 11.8 rebounds, 1.28 steals, 1.97 blocks and 31.3 minutes in 74 games (74 starts) with the L.A. Clippers and Portland é after joining the Trail Blazers in a mid-season trade, averaged 7.0 points, 11.1 rebounds, 1.5 assists, 1.13 steals, 2.04 blocks and 31.2 minutes in 23 games (23 starts) with Portland é overall, ranked second in the NBA in rebounds (11.8 rpg) and fifth in blocks (1.97 bpg) é made his Trail Blazers debut vs. Boston (2/19/10) é scored 30 points (12-16 FG) to go with 13 rebounds vs. Oklahoma City (4/12/10), which marked his most points in a game since netting 33 on Dec. 2, 2005. **2008-2009:** Averaged 10.3 points, 11.1 rebounds and a team-high 2.13 blocks in 62 games (55 starts) with the Clippers é ranked third in the NBA in blocks per game (2.13) é scored 19 points (9-16 FG) and pulled down a career-high 27 rebounds at Chicago (12/17/08). **2007-2008:** Averaged 9.1 points, a career-high 13.1 rebounds (second in NBA), a career-high 3.3 assists, 3.61 blocks (led NBA) and a career-high 34.9 minutes in a career-high 79 games (79 starts) for Denver é missed one outing (12/21/07) due to a mid-back contusion and two games (2/2/08-2/4/08) due to a left knee contusion é joined Dikembe Mutombo (1993-96) as the only players to lead the league in blocks per game in three straight seasons (2005-08) é his 13.1 rebounding average set the Nuggets single-season record (prev. high: 13.0 in 1992-93 by Mutombo) é recorded 30 double-doubles (Nuggets record: 22-8), including a pair of triple-doubles é posted a single-season, career-best nine 20-rebound performances é registered a season-best 24 rebounds and a career-high-tying 11 blocks vs. Utah (1/17/08), joining Elvin Hayes (3/3/78) and Shaquille O'Neal (11/20/93) as just the third player in NBA history to record at least 24 boards and 11 blocks in the same game é dished out a career-high 11 assists vs. Sacramento (4/5/08). **2006-2007:** Averaged 11.2 points, 11.7 rebounds (fifth in NBA), 3.2 assists, 1.24 steals and a league-leading 3.30 blocks in 70 games (70 starts) é honored as the NBA's Defensive Player of the Year é named to the All-NBA First Team for the first time in his career é grabbed 15 or more rebounds 18 times, including four 20-plus rebounding games é blocked five or more shots 20 times é blocked 23 shots over a three-game span (4/9/07-4/13/07), including a season-high nine at New Orleans/Oklahoma City. **2005-2006:** Averaged 12.8 points, 11.9 rebounds, a career-high 1.41 steals and a league-leading 3.29 blocks in 56 games (54 starts) é earned NBA All-Defensive Second Team honors é led the Nuggets in rebounding, blocks and steals é named Western Conference Player of the Week for week ending 11/13/05, averaging 19.3 points, 16.6 rebounds and 5.00 blocks per game, marking the second time in his career to earn that honor é

In the NBA

had a team-high 30 double-doubles é pulled down 15 or more rebounds 16 times and 20 or more five times é recorded his eighth straight double-double with a season-high 33 points (12-19 FG), 20 rebounds, three blocked shots and three steals at Phoenix (12/2/05). **2004-2005:** Averaged 10.3 points, 10.0 rebounds, 3.02 blocks (second in NBA) and 30.5 minutes in 66 games (66 starts) é named to the NBAÕs All-Defensive Second Team é earned NBA Western Conference Player of the Week for week ending 3/7/05, averaging 14.0 points, 15.7 boards, 4.7 assists, 4.33 blocks and 1.33 steals é tallied season highs of 25 points and 24 rebounds at Seattle (1/18/04) é also pulled down 24 boards vs. Chicago (1/28/05). **2003-2004:** Averaged 8.6 points, 10.1 rebounds (10th in NBA), 2.60 blocks (fifth in NBA), 1.19 steals and 30.0 minutes in 72 games (72 starts) é missed eight games due to injury and had two DNP (CD) é recorded four 20-plus rebounding games, including 24 boards vs. Chicago (1/28/04). **2002-2003:** Averaged 7.6 points, 7.2 rebounds and 1.38 blocks in 29 games (nine starts) é missed 52 games due to injury or illness (38 after hip surgery, 12 due to a sprained ankle, one due to a sore right hip and one due to the flu) é sat out two games (2/16/03 and 2/19/03) on the second half of back-to-backs as a precaution é underwent successful surgery on his right hip on Oct. 10. **2001-2002:** Appeared in 29 games (29 starts) for the Knicks, averaging 11.1 points, 11.1 rebounds, 1.72 blocks and 34.7 minutes é missed the remainder of the season after suffering a right hip injury (torn iliopsoas and bone contusion) at Indiana (2/1/02) é missed a total of 53 games due to injury é opened the season on the injured list due to left plantar fascitis and missed the first 14 contests é did not dress vs. Toronto (12/25/01) due to sesamoiditis in his left big toe é recorded four 20-plus scoring performances and three 20-plus rebound games. **2000-2001:** Averaged 12.0 points, 11.5 rebounds, 2.16 blocks (11th in NBA) and 33.8 minutes in 63 games (63 starts) é shot a team-high .524 (304-580 FG) from the field, ranking third in the NBA in field goal percent é missed a total of 12 games due to injury/illness é also suspended by NBA for five games for an altercation é had two 20-plus rebounding games and one 20-20 game é notched 10 20-plus scoring games. **1999-2000:** Averaged 10.2 points, 7.8 rebounds, 1.97 blocks (10th in NBA) and 26.2 minutes in 59 games (11 starts) é missed a total of 23 games due to injury, including 17 in mid-season with mild strain of the anterior cruciate ligament in his right knee. **1998-1999:** Averaged 7.2 points, 5.5 rebounds, 1.61 blocks and 20.5 minutes in 46 games. **1997-1998:** Averaged 12.1 points, 7.4 rebounds, 3.65 blocks (first in NBA) and 31.8 minutes in 63 games (58 starts) with Toronto é missed a total of 18 games due to injury, including six straight (11/24/97-12/5/97) with tendinitis in both knees and five straight (12/31/97-1/7/98) with strained abdominal muscle é served NBA suspension in contest vs. Magic (3/29 /98) é had a career-high 11 blocks vs. New Jersey (4/14/98). **1996-1997:** Averaged a career-high 14.8 points, 6.3 rebounds, 2.06 blocks (10th in NBA) and 30.1 minutes in 63 games (38 starts) é missed a total of 19 games due to injury, including 14 due to lower back strain é named to NBA All-Rookie First Team é earned NBA Rookie of the Month honors for March é had 18 points and 12 rebounds in Rookie Game during All-Star Weekend in Cleveland é scored a career-high 37 points (15-28 FG) vs. Atlanta (3/23/97).

In the Playoffs

Holds career postseason averages of 7.5 points, 9.0 rebounds, 1.91 blocks and 28.4 minutes in 79 games (43 starts). **2013:** Saw limited action in three playoff games with New York. **2011:** Averaged 3.5 points, 9.7 rebounds, 1.50 blocks and 27.8 minutes in six games (six starts) é pulled down 18 rebounds at Dallas (4/16/11), which were the most by a Trail Blazers player in the playoffs since Kenny Carr (18 on 4/24/86 vs. Denver). **2010:** Started all six of PortlandÕs games, leading team with 10.0 rebounds to go with 5.8 points, 2.3 assists and 1.17 blocks. **2008:** Averaged 3.3 points, 13.3 rebounds, 3.00 blocks and 31.0 minutes in four playoff games with Denver. **2007:** Averaged 7.6 points, 14.8 rebounds and 3.20 blocks in 36.8 minutes in five games with the Nuggets é grabbed a playoff-career-high 19 rebounds in Game Five at San Antonio (5/2/07). **2006:** Averaged 11.4 points, 11.0 rebounds, 2.80 blocks and 25.0 minutes in five games with Denver. **2005:** Averaged 10.2 points, 11.2 rebounds, 3.20 blocks and 36.8 minutes in five games with Denver. **2004:** Averaged 12.6 points, 11.4 rebounds, 1.40 blocks and 2.4 assists in 38.8 minutes played in five games with Denver é tied his playoff-career-high 21 points (10-15 FG) and grabbed 15 boards in Game Five at Minnesota (4/30/04). **2001:** Averaged 6.3 points, 8.0 rebounds and 2.25 blocks in 35.3 minutes in four games (all starts) with the Knicks.

2000: Averaged 4.8 points, 7.0 rebounds, 1.44 blocks and 24.1 minutes in 16 games off the bench. **1999:** Over 20 postseason games (three starts), averaged 10.4 points, 7.7 rebounds, 1.90 blocks, 1.20 steals and 25.5 minutes for New York é averaged 14.3 points, 10.7 rebounds, 2.17 steals, 3.00 blocks and 31.3 minutes in the Eastern Conference Finals, as well as establishing Knicks playoff records for steals (13) and blocks (18) in a six-game series é averaged 9.6 points and 7.8 rebounds in five games (three starts) against San Antonio in the NBA Finals.

In College

Averaged 15.1 points (.501, 539-1076 FG) and 7.0 rebounds over his three-year collegiate career at UMass é named winner of the 1996 Wooden Award, the 1996 Naismith Award and *The Sporting News* College Player of the Year é named to the 1996 All-America First Team é all-time UMass leader in blocks (336) and was only the fourth college player ever to notch 300-plus rejections é in 1995-96, averaged 20.5 points, 8.2 rebounds and 3.9 blocks é led UMass to 35-2 record and the schoolôs first-ever trip to the NCAA Final Four é as a sophomore in 1994-95, earned Honorable Mention All-America honors from AP and *The Sporting News* é named Atlantic 10 Freshman of the Year in 1993-94 and was Third-Team All-Conference é set the Atlantic 10 record for blocks by a freshman (105).

In Life

Born Marcus D. Camby on Mar. 22, 1974, in Hartford, Connecticut é married with two daughters é enjoys fishing, bowling and cars é basketball idol as a youth was Julius Erving é Chinese characters on his right arm stand for ñStrive to be your bestò (top) and ñLove your familyò (bottom) é attended Hartford Public High School é played in the 1993 US Olympic Festival in San Antonio é an education major at UMass, once aspired to be an elementary school principal if not playing in the NBA é served as ñPrincipal for a Dayò at Fairview Elementary (DPS) in the summer of 2004 é formed the Cambyland Foundation, which supports educational initiatives é supported the Childrenôs Cancer Association through the ñBlock Out Cancerò program where he donated $25 for every blocked shot é was a finalist for 2010-11 J. Walter Kennedy Citizenship Award, as voted by the Pro Basketball Writers Association é hosted a ñCambyland Christmasò where he took underprivileged children on a shopping spree é purchased and distributed meals at Thanksgiving to less fortunate families as part of the ñCambyland Turkey Touròé awarded $30,000 in college scholarships to Denver students while with the Nuggets é served as the spokesperson for Denver Mayorôs Mentoring campaign é honored with the 2004, 2005 and 2006 Chopper Travaglini Award, given annually to a Nuggets player for his dedication to the community é was awarded the National Basketball Wives Association Community Service Award during 2005 All-Star Weekend é awarded the NBA Community Assist Award for Jan. 2005 é traveled to South Africa in Sept. 2005 to support the NBAôs Basketball Without Borders program é was the national spokesman for the NBAôs 2001 ñWelcome Back to Schoolò Program é honored as *New York* magazineôs Athlete of the Year for his efforts both on and off the court on Dec. 6, 1999 é earned Sears Community Service Award in 1996-97 for season-long, youth-oriented efforts.

In Transactions

Originally selected by the Toronto Raptors in the first round (second overall) of the 1996 NBA Draft é traded by the Raptors to the New York Knicks for Charles Oakley, the draft rights to Sean Marks and cash on June 25, 1998 é sent by the Knicks with Mark Jackson and the draft rights to Nenê Hilario to the Denver Nuggets for Antonio McDyess, the draft rights to Frank Williams and a 2003 second-round draft choice on June 26, 2002 é traded by the Nuggets to the L.A. Clippers in exchange for the right to trade second-round draft picks in 2010 on July 15, 2008 é acquired by Portland from the L.A. Clippers in exchange for Steve Blake, Travis Outlaw and cash considerations on Feb. 16, 2010 é acquired by Houston from the Trail Blazers in exchange for Jonny Flynn, Hasheem Thabeet and a 2012 second-round pick (via Minnesota) on Mar. 15, 2012 é agreed to a sign-and-trade on July 11, 2012, which sent him to New York in exchange for Toney Douglas, Josh Harrellson, Jerome Jordan, second-round draft picks in 2014 and 2015, as well as cash considerations é traded by the Knicks to the Raptors on July 10, 2013, and subsequently waived on July 17 é re-signed with the Rockets as an unrestricted free agent on July 29, 2013.

Omri Casspi

CASSPI



#18

Forward

Height: 6-9
Weight: 225
NBA Experience: 4
Country: Israel
Birthdate: June 22, 1988
Birthplace: Holon, Israel
How Acquired: Signed as a free agent on July 16, 2013

Regular Season Career Highs

Minutes	45	2/9/10 at New York
Field Goals	10	1/5/10 vs. Phoenix
Field Goal Attempts	19	1/5/10 vs. Phoenix
3-Point Field Goals	6	10/30/10 at Cleveland
3-Point Attempts	9	11/12/10 at Phoenix
Free Throws	8	12/16/09 vs. Washington
Free Throw Attempts	9	12/16/09 vs. Washington
Offensive Rebounds	5	2/12/11 vs. Oklahoma City (2)
Defensive Rebounds	11	1/2/10 vs. Dallas
Rebounds	12	2/19/12 vs. Sacramento
Assists	5	1/12/10 vs. Orlando (2)
Steals	6	12/8/10 vs. Washington
Turnovers	4	1/24/12 at Miami (5)
Blocked Shots	2	4/10/13 vs. Detroit (7)
Points	24	1/5/10 vs. Phoenix

Casspi's Career Statistics

REGULAR SEASON YEAR	G-S	MIN	FGM-A	PCT	3FGM-A	PCT	FTM-A	PCT	REBOUNDS OFF-DEF-TOT	AST	PF-D	ST	TO	BLK	TP	RPG	APG	PPG
2009-10 (SAC)	77-31	1931	300-672	.446	75-203	.369	117-174	.672	75-274-349	95	125-0	54	98	17	792	4.5	1.2	10.3
2010-11 (SAC)	71-27	1702	225-546	.412	92-247	.372	68-101	.673	74-233-307	74	115-0	54	68	13	610	4.3	1.0	8.6
2011-12 (CLE)	65-35	1341	166-412	.403	53-168	.315	74-108	.685	63-165-228	66	115-0	37	64	21	459	3.5	1.0	7.1
2012-13 (CLE)	43-1	503	63-160	.394	25-76	.329	22-41	.537	20-94-114	28	45-1	25	22	12	173	2.7	0.7	4.0
TOTALS	256-94	5477	754-1790	.421	245-694	.353	281-424	.663	232-766-998	263	400-1	170	252	63	2034	3.9	1.0	7.9

#ANEWAGE

In 2012-2013

Averaged 4.0 points and 2.7 rebounds in 11.7 minutes per game over 43 outings (one start) with Cleveland é was a DNP (CD) 28 time and DND on six occasions é NWT three times on the season é missed three games (12/12/12-12/15/12) due to gastroenteritis é out one outing (2/23/13) due to abdominal pain é missed another eight games (2/24/13-3/10/13) due to an appendectomy é finished with nine points, six rebounds and a career-high-tying two blocks in 17 minutes on vs. Detroit (4/10/13) é tallied nine points, five rebounds, a season-high three steals and one block in 24 minutes at Philadelphia (4/14/13) é over the last seven contests of the season, averaged 6.1 points on .500 (16-32 FG) shooting, 5.7 rebounds and 1.6 steals in 17.6 minutes per game.

In the NBA

Has averaged 7.9 points, 3.9 rebounds and 1.0 assists over 256 career games (94 starts) with Sacramento and Cleveland é stands as the first Israeli player to be selected in the first round of the NBA Draft é owns 11 career 20-point games and eight career double-doubles. **2011-2012:** Played in 65 games (35 starts) with the Cavaliers, averaging 7.1 points, 3.5 rebounds and 1.0 assist in 20.6 minutes per contest é as a starter, averaged 7.7 points, 3.5 boards and 1.3 assists in 23.1 minutes per game é DND (4/26/12) due to right knee/quad tendonitis é scored 10 or more points 16 times, including a season-high 14 points on three occasions é recorded 14 points and seven rebounds at Charlotte (1/16/12) é nabbed a season-high four steals vs. Dallas (2/4/12) é grabbed a career-high 12 rebounds against Sacramento (2/19/12). **2010-2011:** Played in 71 contests (27 starts) with Sacramento, averaging 8.6 points and 4.3 rebounds in 24.0 minutes per game é as a starter, averaged 10.7 points, 5.2 rebounds and 1.1 assists in 31.2 minutes per outing é missed one game (3/5/11) due to back stiffness é was DNP (CD) 10 times é grabbed 10 or more rebounds four times and had four double-doubles é scored 10 or more points in 31 games, including 20-plus points on four occasions é hit a career-high six 3-pointers (6-7 3FG) en route to 20 points at Cleveland (10/30/10) é collected a season-high 21 points (.727, 8-11 FG) and 10 rebounds at L.A. Clippers (12/6/10) for his first double-double on the season é nabbed a career-high six steals vs. Washington (12/8/10) é pulled down a season-high 11 rebounds on two occasions (1/4/11 vs. Atlanta and 1/19/11 vs. Portland). **2009-2010:** He had his best season as a rookie, averaging 10.3 points, 4.5 rebounds and 1.2 assists in 25.1 minutes per game over 77 outings (31 starts) with the Kings é as a starter, posted averages of 12.2 points, 5.7 rebounds and 1.5 assists in 30.6 minutes per contest é ranked sixth in rebounds, seventh in scoring, ninth in minutes played and 17th in assists among NBA rookies é reached double-figure scoring 41 times and tallied 20 or more points in seven contests é grabbed 10 or more rebounds on five occasions and recorded four double-doubles é tallied 15 points, four rebounds and one block in 19 minutes of his NBA debut against Oklahoma City (10/28/09) é posted his first career double-double with 12 points, 10 rebounds and a career-high five assists vs. Golden State (11/8/09) é contributed a season-best 22 points, five rebounds, three assists, one steal and one block in 38 minutes of his first career NBA start vs. Washington (12/16/09) é recorded a career-high 24 points and seven rebounds and in 44 minutes vs. Phoenix (1/5/10) é averaged 16.6 points and 5.7 rebounds in 32.0 minutes per game over 15 outings (12/6/09-1/5/10) é was also with the Kings at 2010 NBA Summer League in Las Vegas.

In International Play

Played with Hapoel Galil Elyon and Maccabi Tel Aviv in the Israeli Premier League é grew up in Hapoel Holon but moved to Maccabi Tel Aviv, playing in his native Israel his entire career prior to the NBA é finished fourth in voting for the 2008-09 FIBA European Young Menõs Player of the Year Award (Ricky Rubio, Danilo Gallinari and Kosta Koufos) é began the 2007-08 campaign by visiting New York for Maccabiõs NBA exhibition game against the Knicks (10/11/07), registering eight points and four rebounds in just 16 minutes é joined Hapoel Galil Elyon on loan from Maccabi for the 2006-07 campaign é starred in the junior ranks for team Hapoel in Holon, Israel before debuting professionally at the age of 17.

In Life

Born Omri Casspi on June 22, 1988, in Holon, Israel é nickname is ñO.C.ò é son of Simon and Eilana Casspi é has a brother, Eitan, and a sister, Aviv é became the first player from Israel to play in the NBA when he made his debut at Oklahoma City on Oct. 28, 2009 é participated in the Juvenile Diabetes Foundationõs ñViva La Cureò gala, helping raise funds for juvenile diabetes research é donates time, resources and game tickets to numerous Jewish community groups across the country é favorite cuisine is Italian é enjoys playing tennis and spending time with family and friends.

In Transactions

Originally selected by Sacramento in the first round (23rd overall) of the 2009 NBA Draft é acquired by Cleveland in a trade from the Kings along with Sacramentoõs first-round pick (protected) in the 2012 NBA Draft in exchange for J.J. Hickson on June 30, 2011 é signed by Houston as a free agent on July 16, 2013.

Francisco Garcia

GARCIA



#32

Guard/Forward

Height: 6-7
Weight: 195
NBA Experience: 8
College: Louisville
High School: The Winchendon School (Winchendon, MA)
Birthdate: December 31, 1980
Birthplace: Santo Domingo, Dominican Republic
How Acquired: Trade with Sacramento on February 20, 2013

Regular Season Career Highs

Minutes	50	1/25/06 at New York
Field Goals	13	11/21/07 at Phoenix
Field Goal Attempts	25	11/21/07 at Phoenix
3-Point Field Goals	7	12/10/12 at Dallas
3-Point Attempts	12	12/10/12 at Dallas
Free Throws	10	4/5/08 at Denver (2)
Free Throw Attempts	13	1/2/08 at New York
Offensive Rebounds	6	4/10/07 at Memphis
Defensive Rebounds	9	1/12/08 vs. Indiana
Rebounds	12	1/12/08 vs. Indiana
Assists	7	2/1/09 vs. Oklahoma City (2)
Steals	5	4/14/08 vs. San Antonio (4)
Turnovers	6	1/4/08 at Cleveland
Blocked Shots	5	2/5/06 vs. Utah
Points	31	4/8/08 at Golden State (2)

Garcia's Career Statistics

REGULAR SEASON									REBOUNDS									
YEAR	G-S	MIN	FGM-A	PCT	3FGM-A	PCT	FTM-A	PCT	OFF-DEF-TOT	AST	PF-D	ST	TO	BLK	TP	RPG	APG	PPG
2005-06 (SAC)	67-11	1301	130-325	.400	39-137	.285	78-101	.772	39-146-185	94	135-0	41	75	47	377	2.8	1.4	5.6
2006-07 (SAC)	79-5	1410	163-380	.429	53-149	.356	95-114	.833	53-152-205	87	190-2	45	70	43	474	2.6	1.1	6.0
2007-08 (SAC)	79-20	2096	348-752	.463	113-289	.391	162-208	.779	52-212-264	128	232-3	96	128	50	971	3.3	1.6	12.3
2008-09 (SAC)	65-36	1975	295-665	.444	88-221	.398	146-178	.820	56-162-218	150	196-4	80	112	67	824	3.4	2.3	12.7
2009-10 (SAC)	25-4	575	82-176	.466	23-59	.390	15-17	.882	11-55-66	45	49-0	10	21	19	202	2.6	1.8	8.1
2010-11 (SAC)	58-34	1386	207-475	.436	81-224	.362	65-76	.855	24-109-133	71	126-0	51	45	49	560	2.3	1.2	9.7
2011-12 (SAC)	49-3	798	86-229	.376	38-131	.290	24-30	.800	11-88-99	31	73-0	36	22	37	234	2.0	0.6	4.8
2012-13 (SAC-HOU)	58-20	1029	118-300	.393	67-179	.374	18-21	.857	8-83-91	63	88-0	46	32	38	321	1.6	1.1	5.5
TOTALS	480-133	10570	1429-3302	.433	502-1389	.361	603-745	.809	254-1007-1261	669	1089-9	405	505	350	3963	2.6	1.4	8.3
ROCKETS	18-5	319	41-95	.432	27-70	.386	6-7	.857	1-22-23	20	22-0	14	12	7	115	1.3	1.1	6.4

PLAYOFFS									REBOUNDS									
YEAR	G-S	MIN	FGM-A	PCT	3FGM-A	PCT	FTM-A	PCT	OFF-DEF-TOT	AST	PF-D	ST	TO	BLK	TP	RPG	APG	PPG
2005-06 (SAC)	6-0	41	5-11	.455	1-4	.250	2-2	1.000	0-2-2	1	5-0	2	0	2	13	0.3	0.2	2.2
2012-13 (HOU)	6-3	164	22-50	.440	17-37	.459	3-5	.600	3-17-20	9	21-0	4	4	5	64	3.3	1.5	10.7
TOTALS	12-3	205	27-61	.443	18-41	.439	5-7	.714	3-19-22	10	26-0	6	4	7	77	1.8	0.8	6.4
ROCKETS	6-3	164	22-50	.440	17-37	.459	3-5	.600	3-17-20	9	21-0	4	4	5	64	3.3	1.5	10.7

#ANEWAGE

In 2012-2013

In his first season with Houston, averaged 6.4 points, 1.3 rebounds, 1.1 assists and 0.78 steals in 18 games (five starts) with the Rockets é placed on the inactive list for two games (2/22/13-2/23/13) and was a DNP (CD) for five games (2/27/13-3/1/13; 3/20/13; 3/27/13-3/29/13) with Houston é DND for one game (3/24/13) due to illness with the Rockets é acquired by Houston in a trade with Sacramento on Feb. 20 é averaged 5.2 points, 1.7 boards and 1.1 assists in 17.8 minutes per outing over 40 games (15 starts) with the Kings é with Sacramento, was DNP (CD) in 12 games, NWT (flu) in one game and DND (sore lower back) in two games (12/21/12, 12/23/12) é recorded a season-high 25 points (9-16 FG) and three blocks with the Kings at Dallas (12/10/12), setting his career best in 3-pointers made (7-12 3FG) é made his Rockets debut vs. Dallas (3/3/13) é matched his season-high three steals at Golden State (3/8/13) and three at Phoenix (3/9/13) é came off the bench with 15 points (5-10 FG, 3-7 3FG) vs. the L.A. Clippers (3/30/13), which marked his best scoring output since joining the Rockets é made his first start with the Rockets in place of Chandler Parsons (sickness) vs. Orlando (4/1/13), totaling 14 points (5-6 FG, 4-5 3FG), a season-high five assists and three blocks é got start at small forward with Parsons out (calf) at Portland (4/5/13), notching 11 points (3-7 3FG) and a season-high-tying three steals é netted 12 points on 4-of-8 shots from downtown in a start for Parsons (calf) at Denver (4/6/13) é recorded 15 points (6-13 FG, 3-10 3FG) in another start vs. Phoenix (4/9/13) é also started vs. Memphis (4/12/13).

In the NBA

Has averaged 8.3 points, 2.6 rebounds and 1.4 assists in 480 career games (133 starts) with Sacramento and Houston é owns 26 career 20-point performances, including three outings of 30 or more points é has posted three career double-doubles é was the longest tenured King when acquired by the Rockets, averaging 8.3 points, 2.7 rebounds and 1.4 assists in 462 career games (128 starts) with Sacramento. **2011-2012:** With the Kings, averaged 4.8 points, 2.0 rebounds, 0.6 assists and 16.3 minutes in 49 games (three starts) é scored in double-figures in 12 games é recorded a season-high 18 points (7-11 FG), three rebounds, three steals, two assists and one block in 23 minutes off the bench at LA Lakers (3/2/12). **2010-2011:** Averaged 9.7 points, 2.3 rebounds, 1.2 assists and 23.9 minutes in 58 games (34 starts) with Sacramento é as a starter, averaged 11.0 points, 2.6 rebounds, 1.4 assists, 1.09 steals and 26.8 minutes in 34 games. **2009-2010:** With Sacramento, averaged 8.1 points, 2.6 rebounds, 1.8 assists and 23.0 minutes in 25 games (four starts) é missed the first 52 games after undergoing successful surgery to repair a fractured right forearm and ligament damage in the wrist. **2008-2009:** Averaged a career-high 12.7 points, 3.4 rebounds, a career-high 2.3 assists, 1.23 steals, a career-high 1.03 blocks and 30.4 minutes in 65 games (36 starts) with the Kings. **2007-2008:** With Sacramento, averaged 12.3 points, 3.3 rebounds, 1.6 assists, 1.22 steals and 26.5 minutes in 79 games (20 starts) é averaged 16.4 points, 4.6 rebounds, 2.6 assists and 1.74 steals as a starter é tallied 20 or more points in a career-high 14 games and 30 or more in three outings é scored a career-high 31 points at Phoenix (11/21/07) and matched total with 31 points at Golden State (4/8/08) é recorded 22 points (9-18 FG) and a career-best 12 rebounds vs. Indiana (1/12/08). **2006-2007:** Averaged 6.0 points, 2.6 rebounds, 1.1 assists and 17.8 minutes in 79 games (five starts) with the Kings é tallied 20 or more points in one game é as a starter, averaged 15.4 points, 6.0 rebounds, 2.8 assists, 1.2 steals and 35.0 minutes in five outings. **2005-2006:** Saw action in 67 games as a rookie in with the Kings, averaging 5.6 points, 2.8 rebounds and 1.4 assists é had one double-double with 21 points and 10 boards vs. Phoenix (1/17/06).

In the Playoffs

Owns career averages of 6.4 points, 1.8 rebounds and 0.8 assists in 12 playoff games (three starts) with Sacramento and Houston. **2013:** Averaged 10.7 points, 3.3 rebounds and 1.5 assists in six games (three starts) with the Rockets é had a playoff-career-high 18 points (7-13 FG, 4-8 3FG), five boards and three blocks in Game Three vs. Oklahoma City (4/27/13) é made his first career playoff start in Game Four vs. Oklahoma City (4/29/13) é equaled his playoff-best 18 points (6-14 FG) in a start in Game Five at Oklahoma City (5/1/13), which included setting his playoff high of five 3-pointers made (5-12 3FG) é scored 11 points (3-6 3FG) in another start in Game Six vs. Oklahoma City (5/3/13), adding playoff bests of six rebounds and five assists. **2006:** Appeared in six games against San Antonio, totaling 13 points, two rebounds, two steals, two blocks and one assist.

In International Play

Played with the Dominican Republic National Team in the 2009 Tournament of the Americas held in San Juan, Puerto Rico é led the Dominican Republic National Team to a bronze medal in the 2008 Centrobasket Tournament in Mexico é participated in the 2005 FIBA Americaõs World Championship Qualifying Tournament held in the Dominican Republic é won a silver medal in the 2003 Pan American Games.

In College

Averaged 14.4 points, 3.9 rebounds, 3.5 assists, 1.48 steals and 1.37 blocks in 98 games (80 starts) at Louisville (2002-03 to 2003-04) é finished collegiate career ranked fourth in Cardinal history in 3-pointers made (180), third in free throw percentage, eighth in blocked shots (134), and 23rd in points scored (1,413) é as a sophomore (2003-04), earned First-Team All-Conference USA honors é honored as the C-USA Freshman of the Year (2002-03) and earned C-USA All-Tournament honors.

In Life

Born Francisco Alberto Garcia on Dec. 31, 1980, in Santo Domingo, Dominican Republic é nickname is ñFlacoò é son of Miguelina Garcia é father to daughter, Abigail Marie é younger brother, Hector Lopez, died in Dec. 2003 é joins Atlantaõs Al Horford as the only current NBA players born in the Dominican Republic é named the 2009 Oscar Robertson Triple-Double Award winner, bestowed annually to a Kings player that personifies excellence on and off the basketball court é twice named to the Louisville Athletic Directorõs Honor Roll recognizing athletes with a GPA of 3.0 or better é majored in communications at Louisville é played baseball and basketball in high school at The Winchendon School (MA) é also attended Cheshire Academy (CT) é lists chicken and pasta as his favorite foods é cites Al Pacino as the actor who would best portray him in a film é enjoys shooting pool é is an avid Boston Red Sox fan.

In Transactions

Selected by Sacramento as an early entry candidate out of Louisville with the 23rd overall pick in the 2005 NBA Draft é signed a multi-year contract with the Kings on July 6, 2005 é re-signed by Sacramento to a multi-year contract extension on Sept. 29, 2008 é acquired by Houston in a trade with Sacramento on Feb. 20, 2013 é Rockets declined the team option on his contact on June 30, 2013 é re-signed by Houston on Aug. 2, 2013.

James Harden

HARDEN



#13

Guard

Height: 6-5
Weight: 220
NBA Experience: 4
College: Arizona State
High School: Artesia (Los Angeles, CA)
Birthdate: August 26, 1989
Birthplace: Bellflower, CA
How Acquired: Trade with Oklahoma City on October 27, 2013

Regular Season Career Highs

Minutes	46	12/8/12 vs. Dallas
Field Goals	14	2/20/13 vs. Oklahoma City (3)
Field Goal Attempts	25	4/17/13 at L.A. Lakers (2)
3-Point Field Goals	7	3/9/13 at Phoenix (2)
3-Point Attempts	13	4/17/13 at L.A. Lakers
Free Throws	19	1/21/13 at Charlotte
Free Throw Attempts	21	1/21/13 at Charlotte
Offensive Rebounds	5	12/4/12 vs. L.A. Lakers
Defensive Rebounds	11	2/2/13 vs. Charlotte
Rebounds	12	2/6/13 at Miami
Assists	12	11/27/12 vs. Toronto (2)
Steals	7	1/5/13 at Cleveland
Turnovers	9	4/9/13 vs. Phoenix
Blocked Shots	4	1/18/13 at Indiana
Points	46	2/20/13 vs. Oklahoma City

Harden's Career Statistics

REGULAR SEASON YEAR	G-S	MIN	FGM-A	PCT	3FGM-A	PCT	FTM-A	PCT	REBOUNDS OFF-DEF-TOT	AST	PF-D	ST	TO	BLK	TP	RPG	APG	PPG
2009-10 (OKC)	76-0	1738	233-578	.403	93-248	.375	194-240	.808	47-197-244	137	200-1	80	106	20	753	3.2	1.8	9.9
2010-11 (OKC)	82-5	2189	298-684	.436	113-324	.349	289-343	.843	42-213-255	176	207-1	92	106	24	998	3.1	2.1	12.2
2011-12 (OKC)	62-2	1946	309-629	.491	114-292	.390	312-369	.846	30-222-252	229	150-0	62	137	15	1044	4.1	3.7	16.8
2012-13 (HOU)	78-78	2985	585-1337	.438	179-486	.368	674-792	.851	62-317-379	455	178-0	142	295	38	2023	4.9	5.8	25.9
TOTALS	298-85	8858	1425-3228	.441	499-1350	.370	1469-1744	.842	181-949-1130	997	735-2	376	644	97	4818	3.8	3.3	16.2
ROCKETS	78-78	2985	585-1337	.438	179-486	.368	674-792	.851	62-317-379	455	178-0	142	295	38	2023	4.9	5.8	25.9

PLAYOFFS YEAR	G-S	MIN	FGM-A	PCT	3FGM-A	PCT	FTM-A	PCT	REBOUNDS OFF-DEF-TOT	AST	PF-D	ST	TO	BLK	TP	RPG	APG	PPG
2009-10 (OKC)	6-0	120	12-31	.387	6-16	.375	16-19	.842	1-14-15	11	14-1	6	3	1	46	2.5	1.8	7.7
2010-11 (OKC)	17-0	537	66-139	.475	23-76	.303	66-80	.825	10-81-91	61	48-1	21	28	13	221	5.4	3.6	13.0
2011-12 (OKC)	20-0	630	93-214	.435	32-78	.410	108-126	.857	13-89-102	68	67-1	31	42	2	326	5.1	3.4	16.3
2012-13 (HOU)	6-6	243	45-115	.391	15-44	.341	53-66	.803	5-35-40	27	18-0	12	27	6	158	6.7	4.5	26.3
TOTALS	49-6	1530	216-499	.433	76-214	.355	243-291	.835	29-219-248	167	147-3	70	100	22	751	5.1	3.4	15.3
ROCKETS	6-6	243	45-115	.391	15-44	.341	53-66	.803	5-35-40	27	18-0	12	27	6	158	6.7	4.5	26.3

#ANEWAGE

In 2012-2013

Named to the 2012-13 All-NBA Third Team, marking his first career All-NBA Team selection é just the seventh player in Rockets history to earn All-NBA recognition é had one of the greatest statistical seasons in team history in his first campaign with Houston é averaged 25.9 points, 4.9 rebounds and 5.8 assists in 78 games (78 starts) é ranked fifth in the NBA in points per game (25.9), second in free throws made (674) and first in free throw attempts (792) é also ranked seventh in the NBA in steals per game (1.82), notching a team-high 21 games with at least three steals é topped the Rockets (or tied) in scoring on 59 occasion and led the squad in assists 38 times é became just the fifth player in team history to reach 2,000 points in one campaign (2,023 points) é DND for one game (12/10/12) with a sprained right ankle that he suffered vs. Dallas (12/8/12) é DNP for one other game (2/13/13) with a right ankle sprain that he suffered at Golden State (2/12/13) é also DND for two games (3/30/13-4/1/13) with a sore right foot é recorded two 40-point games and netted a career single-season best 23 30-point performances (Rockets record: 16-7) é also had a career single-season high 65 20-point outings é registered the first nine double-doubles of his career (Rockets record: 7-2) é surpassed Moses Maloneõs team mark for free throws made in a season (630 FTM in 1981-82), joining Malone as the only two Rockets players to ever reach 600 free throws made in a single season é joined Gilbert Arenas (2005-06 and 2006-07), Kobe Bryant (2005-06 and 2007-08) and Jerry Stackhouse (2000-01) as the only four players in NBA history to record at least 600 free throws made and hit 150 or more 3-pointers in one season é named NBA Western Conference Player of the Week three times in his career with all coming in 2012-13 (Oct. 30-Nov. 4, Dec. 31-Jan. 6 and Mar. 18-Mar. 24) é joined Tracy McGrady (four times in 2004-05) and Hakeem Olajuwon (three times in 1992-93) as the only Rockets to ever capture Player of the Week honors three or more times in one season é named as a reserve for the 2013 NBA All-Star Game, marking the first time in his career to be selected as an All-Star é recorded 15 points (6-13 FG, 3-8 3FG), six rebounds and three assists in a 143-138 win by the West in the 2013 NBA All-Star Game in Houston (2/17/13) é also competed in the 2013 Sears Shooting Stars as part of State Farm All-Star Saturday Night (2/16/13) é coached the West team to a 58-38 win at the 2013 Sprint NBA All-Star Celebrity Game (2/15/13) é became the first-ever NBA player to score 37 or more points while registering a double-digit assist total in his team debut, posting 37 points (14-25 FG, 4-10 3FG, 5-6 FT), a career-high 12 assists, six rebounds, four steals and one block in a 105-96 win at Detroit (10/31/12) é just the fourth NBA player in the last 25 years to post those totals in a single game and matched the third-highest point total for any NBA player in his team debut (most for Rockets debut) é totaled 45 points (14-19 FG, 2-4 3FG, 15-17 FT) at Atlanta (11/2/12) é his 82 total points were the most scored by a player in his first two games with a team in NBA history, surpassing the previous mark held by Wilt Chamberlain, who scored 79 points in his first two career games with the Philadelphia Warriors in 1959 é left the game (upper respiratory distress) in the second quarter at Utah (11/19/12) é led the Rockets with 33 points (7-15 FG, 3-5 3FG) and a game-high nine assists in a 131-103 win vs. New York (11/23/12), which included going a perfect 16-of-16 from the free throw line é had a game-high 24 points (9-19 FG, 4-8 3FG) and a career-high-tying 12 assists vs. Toronto (11/27/12) é recorded 15 points (9-11 FT) and 10 rebounds vs. the L.A. Lakers (12/4/12) é topped Houston with 39 points (10-17 FG, 4-9 3FG, 15-16 FT) and nine assists vs. Dallas (12/8/12), notching 30 points (8-10 FG, 3-4 3FG, 11-11 FT) in the first half alone é led Houston with 28 points (9-18 FG) and 10 rebounds at New York (12/17/12) é totaled 33 points (7-12 FG, 17-18 FT) and seven assists vs. Philadelphia (12/19/12) é collected 31 points (9-13 FG, 3-3 3FG, 10-12 FT), eight assists and three steals vs. Memphis (12/22/12), despite sitting out the entire fourth quarter of a 121-96 win é netted 30 points (11-22 FG) at Minnesota (12/26/12), which included scoring 17 fourth-quarter points to lift the Rockets to an 87-84 win é scored a game-high 33 points (10-22 FG, 10-13 FT) to go with seven assists at San Antonio (12/28/12) é collected 29 points (6-17 FG, 14-15 FT) and a career-high seven steals at Cleveland (1/5/13) é finished with 31 points (11-19 FG, 8-8 FT), nine assists and six boards vs. the L.A. Lakers (1/8/13) é netted 25 or more points in 14 straight games (12/16/12-1/9/13) to set the franchise record previously held by Malone at 13 in a row (1/26/82-2/23/82) é had a career-best four blocks at Indiana (1/18/13) é recorded a streak of 20-plus point games in a career-high 22 consecutive outings (12/7/12-1/16/13), which ranks as the fifth longest such streak in Rockets history é led the Rockets in scoring outright (no ties) in 20 consecutive games (12/12/12-1/16/13), which stands as the second longest streak in team history (23 games by Malone from 2/26/82-4/11/82) é totaled career highs in free throws made (19) and attempted (21) in a 100-94 win at Charlotte (1/21/13), which included going 10-of-10 from the charity stripe in the fourth quarter alone é recorded a career-best streak of 36 consecutive free throws made (1/21/13-1/26/13) é registered the first triple-double of his career with 21 points (6-11 FG, 8-9 FT), 11 rebounds and 11 assists vs. Charlotte (2/2/13) é led the Rockets with 36 points (10-16 FG, 4-7 3FG, 12-13 FT), a career-best 12 rebounds, seven assists and three steals at Miami (2/6/13), becoming the first Rockets player to amass such totals in a single game since Olajuwon (3/23/96 on vs. Minnesota) é finished with a game-high 35 points (13-16 FG, 4-5 3FG, 5-6 FT), 11 assists and seven boards vs. Portland (2/8/13), which included going a perfect 8-of-8 (2-2 3FG, 2-2 FT) from the field for 20 points in the first half alone é tallied a game-high 30 points (10-20 FG, 8-11 FT) at Sacramento (2/10/13), giving him 30-plus points in a career-best three straight games (2/6/13-2/10/13) é registered a career-high 46 points (14-19 FG, 11-12 FT), seven rebounds and six assists in a 122-119 win vs. Oklahoma City (2/20/13), which included setting his career best in 3-pointers made (7-8 3FG) é led all Western Conference scorers in the month of Feb. 2013 (28.7 ppg) and was third in the West in steals per game (2.10 spg) é hit a perfect 16-of-16 from the free throw line at Dallas (3/6/13), finishing with 28 points (5-17 FG) and nine assists é scored 20 points (3-17 FG, 11-14 FT) and dished out 11 assists at Golden State (3/8/13) é registered 38 points (11-17 FG, 9-12 FT) and eight assists at Phoenix (3/9/13), which included matching his career high in 3-pointers made (7-10 3FG) é had at least one theft in a career-best 28 straight games (1/9/13-3/9/13), which was the longest such streak by a Rockets player since Steve Francis (29 from 2/9/04-4/9/04) é posted 37 points (8-16 FG, 5-10 3FG, 16-18 FT), eight assists and seven boards vs. Minnesota (3/15/13), including a 25-point second half in a 108-100 comeback win over the Wolves é posted 21 points (6-16 FG, 6-6 FT), 10 rebounds, eight assists and three steals vs. Golden State (3/17/13) é scored a game-high 29 points (5-14 FG) vs. Utah (3/20/13) off a 17-of-18 performance from the free throw line é finished with 29 points (6-16 FG, 15-17 FT), nine rebounds, six assists, two steals and two blocks vs. San Antonio (3/24/13), hitting a shot with 4.5 seconds left to lift the Rockets to a 96-95 win over the Spurs é racked up 33 points (11-21 FG, 4-9 3FG) in a 116-98 win at Portland (4/5/13) é went 10-for-10 from the stripe at Denver (4/6/13) to surpass Maloneõs Rockets record for free throws made

In 2012-2013

in a season é finished with 33 points (9-21 FG, 13-14 FT), six boards, six assists and three thefts vs. Phoenix (4/9/13), as goaltending was ruled on his 3-point attempt as time expired to give the Rockets a 101-98 win é registered 30 points (7-24 FG, 5-10 3FG, 11-14 FT) vs. Memphis (4/12/13) and totaled 30 more points (8-25 FG, 10-12 FT) at the L.A. Lakers (4/17/13).

In the NBA

Has recorded career averages of 16.2 points, 3.8 rebounds, 3.3 assists and 1.26 steals in 298 games (85 starts) with Oklahoma City and Houston é named to the 2012-13 All-NBA Third Team é won the 2011-12 NBA Sixth Man Award é was named to the 2009-10 NBA All-Rookie Second Team é named a 2013 NBA All-Star é recorded a team-high 30 points during the NBA's Rookie Challenge during the 2011 NBA All-Star Weekend é has earned Western Conference Player of the Week honors three times in his career (10/30/12-11/4/12, 12/31/12-1/6/13 and 3/18/13-3/24/13) é owns three 40-point games in his career and 26 career 30-point performances é has netted 20 or more points in his career 94 times é has recorded nine career double-doubles, including one triple-double (21 points, 11 rebounds and 11 assists on 2/2/13 vs. Charlotte). **2011-2012:** Averaged 16.8 points, 4.1 rebounds and 3.7 assists in 62 games (two starts) with Oklahoma City é received the 2011-12 NBA Sixth Man Award (received 584 of a possible 595 points, including 115 of a possible 119 first-place votes) é was the leading bench scorer in the NBA with a 16.8 point per game average (min. 40 games off the bench) é scored in double-figures in all but four of his appearances during the season é scored 20-plus points on 15 occasions (Thunder record: 14-1), including two 30-point efforts (record: 2-0) and one 40-point outing é scored a season-high 40 points (12-17 FG) at Phoenix (4/18/12), becoming the first NBA player in a reserve role to score 40 points since Dallas guard Rodrique Beaubois (3/27/10) é also had 33 points (11-16 FG) vs. Charlotte (3/10/12) é had a season-high nine assists at Dallas (2/1/12). **2010-2011:** In his second season with Oklahoma City, came off the bench to score 10-plus points in 27 of the final 29 games of the season (included a season-long 18-game streak 2/15/10-3/25/11) é Thunder went 4-1 with him in the starting lineup and 7-3 when he scored 20-plus points é scored 10-plus points on 54 occasions, including a season-high 26 points (8-12 FG) vs. Phoenix (3/6/11). **2009-2010:** Named to the NBA's All-Rookie Second Team as a member of the Thunder é recorded the fourth highest 3-point percentage in NBA history (.375) for a player under the age of 21 (min. of 150 attempts) é posted a season-high 26 points vs. Golden State (12/7/09) é connected on seven straight 3-point field goals over two games, recording the most consecutive 3-point makes by a rookie since Houston guard Michael Dickerson made eight straight (5/4/99-5/5/99) é ranked sixth in his rookie class in 3-point field goal percentage (.375; 93-248 3FG) and shot .808 from the free throw line, which was seventh among NBA rookies (min. 30 attempts).

In the Playoffs

Has appeared in the postseason in each of his four NBA seasons é owns career playoff averages of 15.3 points, 5.1 rebounds, 3.4 assists and 1.43 steals in 49 career postseason game (six starts) with Oklahoma City and Houston. **2013:** Averaged 26.3 points, 6.7 rebounds, 4.5 assists, 2.00 steals and 1.00 blocks in six starts with the Rockets in their opening-round playoff series with Oklahoma City é finished with playoff career highs of 36 points (9-24 FG) and 11 boards in Game Two at Oklahoma City (4/24/13), while recording the third most free throws made in a Rockets playoff game (17) and tying for the most attempts (20) é made a playoff-career-high five steals in Game Four vs. Oklahoma City (4/29/13) é topped the Rockets with 31 points (10-16 FG) in Game Five at Oklahoma City (5/1/13), which included making his first seven 3-point attempts en route to setting his playoff career high in treys (7-9 3FG) é marked his fourth career 30-point performance in the playoffs (30 on 5/29/12 at San Antonio) é matched his postseason-best seven assists in Game Six vs. Oklahoma City (5/3/13). **2012:** Scored in double figures on 17 occasions with the Thunder during 2012 postseason é scored 15 of his game-high 29 points in the fourth quarter of Game Four's series-clinching victory at Dallas in the First Round é registered 30 points on 10-of-13 shooting in Game Two at San Antonio (5/29/12) in the Western Conference Finals é leading 103-101, connected on 3-point field goal with 29 seconds left in Game Five at San Antonio to give the Thunder a five-point advantage. **2011:** Scored 10-plus points 11 times with the Thunder, including three 20-point efforts é topped all reserves with 23 points in a Game Two victory vs. Dallas é made four 3-pointers in the second half en route to 17 points and four steals during a Game Seven victory in the Semifinal vs. Memphis é also led all reserves with 19 points (10-10 FT) during Game Four's triple-OT victory over Memphis. **2010:** Played in six games with the Thunder in his first postseason appearance.

In International Play

Won a gold medal as a member of Team USA during the 2012 Olympics in London.

In College

A two-time First-Team All-Pac 10 selection at Arizona State é as a sophomore, was named an AP First-Team All American and the Pac-10 Player of the Year é was the third Sun Devil in school history to earn Pac-10 Player of the Year honors, joining Eddie House and Ike Diogu é joined Jason Kidd and Mike Bibby in becoming just the third sophomore in league history to win the award é became just the fifth player in Pac-10 history to lead the league in scoring (20.1 ppg) and steals (1.69 spg) when he did in 2008-09.

In Life

Born James Edward Harden Jr. on Aug. 26, 1989, in Bellflower, California é lists his mother, Monja Willis, as the biggest influence in his life é supports the community through his James Harden Foundation é joined his mother and other family members in hosting five Houston area families on a shopping spree at Super Target on Dec. 21, 2012 é families were selected by Houston Children's Charities because of their need for assistance during the 2012 holiday season é hosted the James Harden Basketball Camp in 2013 in The Woodlands, Texas é led Artesia High School to a 33-2 record in his senior year and second straight state title, as well as earning Trophy-Case Player of the year honors é went to the same high school that produced Ed and Charles O'Bannon and Jason Kapono é enjoys playing video games é favorite food is chicken pasta.

In Transactions

Drafted by Oklahoma City with the third overall pick in the 2009 NBA Draft é acquired by the Rockets along with Cole Aldrich, Daequan Cook and Lazar Hayward from the Thunder in exchange for Kevin Martin, Jeremy Lamb and three future draft selections on Oct. 27, 2013 é signed a multi-year contract extension with Houston on Oct. 31, 2013.

SPORTSTALK
790
AM
WWW.SPORTS790.COM
WHERE YOU CAN
HEAR THE GAMES
ALL SEASON LONG
YOUR HOME FOR
ROCKETS BASKETBALL
WWW.SPORTS790.COM
iHeart
RADIO

Dwight Howard

HOWARD



#12

Center

Height: 6-11
Weight: 265
NBA Experience: 9
High School: S.W. Atlanta Christian Academy (Atlanta, GA)
Birthdate: December 8, 1985
Birthplace: Atlanta, GA
How Acquired: Signed as an unrestricted free agent on July 13, 2013

Regular Season Career Highs

Minutes	51	3/28/07 at Boston
Field Goals	16	3/5/12 at Toronto (3)
Field Goal Attempts	24	11/10/07 vs. Phoenix
3-Point Field Goals	1	11/30/12 vs. Denver (2)
3-Point Attempts	1	4/17/13 vs. Houston (39)
Free Throws	25	3/12/13 at Orlando
Free Throw Attempts	39	3/12/13 at Orlando (2)
Offensive Rebounds	11	2/10/05 vs. Atlanta
Defensive Rebounds	23	1/6/13 vs. Denver
Rebounds	26	1/6/13 vs. Denver (2)
Assists	7	3/18/09 at Milwaukee (2)
Steals	5	3/27/13 at Minnesota (5)
Turnovers	11	2/26/07 at Chicago
Blocked Shots	10	11/12/08 at Oklahoma City
Points	45	1/12/12 at Golden State (2)

Howard's Career Statistics

REGULAR SEASON YEAR	G-S	MIN	FGM-A	PCT	3FGM-A	PCT	FTM-A	PCT	REBOUNDS OFF-DEF-TOT	AST	PF-D	ST	TO	BLK	TP	RPG	APG	PPG
2004-05 (ORL)	82-82	2670	352-677	.520	0-2	.000	277-413	.671	287-536-823	75	232-3	77	165	136	981	10.0	0.9	12.0
2005-06 (ORL)	82-81	3021	468-881	.531	0-2	.000	356-598	.595	288-734-1022	125	277-1	65	217	115	1292	12.5	1.5	15.8
2006-07 (ORL)	82-82	3023	526-873	.603	1-2	.500	390-666	.586	283-725-1008	158	245-3	70	317	156	1443	12.3	1.9	17.6
2007-08 (ORL)	82-82	3088	583-974	.599	0-4	.000	529-897	.590	279-882-1161	110	274-3	74	263	176	1695	14.2	1.3	20.7
2008-09 (ORL)	79-79	2821	560-979	.572	0-2	.000	504-849	.594	336-757-1093	112	270-5	77	240	231	1624	13.8	1.4	20.6
2009-10 (ORL)	82-82	2843	510-834	.612	0-7	.000	483-816	.592	284-798-1082	144	287-4	75	274	228	1503	13.2	1.8	18.3
2010-11 (ORL)	78-78	2923	619-1044	.593	0-7	.000	546-916	.596	309-789-1098	107	258-4	107	279	186	1784	14.1	1.4	22.9
2011-12 (ORL)	54-54	2070	416-726	.573	0-7	.000	281-572	.491	200-585-785	104	159-2	81	175	116	1113	14.5	1.9	20.6
2012-13 (LAL)	76-76	2722	470-813	.578	1-6	.167	355-721	.492	251-694-945	108	291-5	84	225	186	1296	12.4	1.4	17.1
TOTALS	697-696	25181	4504-7801	.577	2-39	.051	3721-6448	.577	2517-6500-9017	1043	2293-30	710	2155	1530	12731	12.9	1.5	18.3

PLAYOFFS YEAR	G-S	MIN	FGM-A	PCT	3FGM-A	PCT	FTM-A	PCT	REBOUNDS OFF-DEF-TOT	AST	PF-D	ST	TO	BLK	TP	RPG	APG	PPG
2006-07 (ORL)	4-4	167	23-42	.548	0-0	—	15-33	.455	16-43-59	7	13-0	2	17	4	61	14.8	1.8	15.3
2007-08 (ORL)	10-10	421	72-124	.581	0-0	—	45-83	.542	60-98-158	9	38-0	8	32	34	189	15.8	0.9	18.9
2008-09 (ORL)	23-23	903	161-268	.601	0-2	.000	145-228	.636	99-254-353	43	102-4	20	67	60	467	15.3	1.9	20.3
2009-10 (ORL)	14-14	497	86-140	.614	0-0	—	82-158	.519	38-117-155	19	59-2	11	51	49	254	11.1	1.4	18.1
2010-11 (ORL)	6-6	258	51-81	.630	0-1	.000	60-88	.682	27-66-93	3	25-0	4	33	11	162	15.5	0.5	27.0
2012-13 (LAL)	4-4	126	26-42	.619	0-0	—	16-36	.444	10-33-43	4	17-0	2	16	8	68	10.8	1.0	17.0
TOTALS	61-61	2372	419-697	.601	0-3	.000	363-626	.580	250-611-861	85	254-6	47	216	166	1201	14.1	1.4	19.7

#ANEWAGE

In 2012-2013

Named to the 2012-13 All-NBA Third Team é appeared in 76 games (76 starts) with the L.A. Lakers, averaging 17.1 points, 12.4 rebounds, 1.11 steals and 2.45 blocks in 35.8 minutes per outing é missed six games with a torn labrum in his right shoulder (1/8/13-1/11/13; 2/1/13-2/5/13) é ranked among league leaders in scoring (27th/17.1 ppg), rebounds (1st/12.4 rpg), field goal percentage (2nd/.578), blocks (5th/2.45 bpg) and minutes (23rd/35.8 mpg) é scored 20-plus points 27 times, including three 30-point performances é posted 48 double-doubles and one 20-20 game é grabbed 10-plus rebounds 54 times and 20 or more boards four times é voted a starter for the Western Conference All-Star Team (sixth straight start and seventh overall All-Star appearance) é totaled 33 points, 14 rebounds and a season-high five assists at Portland (10/31/12) é had 28 points and 13 boards vs. Houston (11/18/12) é posted 28 points and 20 rebounds vs. Denver (11/30/12) é tallied 19 points and 20 boards at Cleveland (12/11/12) é registered 14 points, a career-high-tying 26 rebounds and four blocks vs. Denver (1/6/13) é notched 31 points, 16 rebounds and four blocks vs. Milwaukee (1/15/13) é collected 24 points, four blocks and a career-high-tying five steals vs. New Orleans (1/29/13) é recorded 24 points, 13 rebounds and five blocks vs. Toronto (3/8/13) é totaled 16 points and 21 boards vs. Chicago (3/10/13) é posted a season-high 39 points and 16 rebounds in his return to Orlando (3/12/13), recording a Lakers franchise-record 25 free throws made (fourth highest FTM total in NBA history) on an NBA record-tying 39 free throw attempts é registered 25 points, 16 rebounds, a career-high-tying five steals and five blocks at Minnesota (3/27/13), becoming just the fourth NBA player ever to record at least 25 points, 15 boards, five thefts and five blocks in a single game é tallied 24 points, 15 rebounds and another five blocks at Sacramento (3/30/13) é finished with 16 points and 18 rebounds vs. Houston (4/17/13) to become the youngest player ever to record 9,000 rebounds in NBA history (27 years, 130 days), surpassing Wilt Chamberlain (27 years, 144 days old) and Bill Russell (27 years, 357 days).

In the NBA

Owns career averages of 18.3 points, 12.9 rebounds and 2.20 blocks in 697 games (696 starts) with Orlando and the L.A. Lakers é stands as the first player in league history to win three consecutive NBA Defensive Player of the Year awards (2008-09, 2009-10 and 2010-11) é a seven-time NBA All-Star (2007-13) and a six-time starter (2008-13) é has been named to the All-NBA First Team five times (2007-08, 2008-09, 2009-10, 2010-11 and 2011-12) and has earned All-NBA Third Team twice (2006-07 and 2012-13) é made the NBAâs All-Defensive First Team four straight seasons (2008-09, 2009-10, 2010-11 and 2011-12) and was All-Defensive Second Team once (2007-08) é unanimous selection to the NBAâs All-Rookie First Team (2004-05) é captured the 2008 NBA Slam Dunk Championship é has been named NBA Player of the Week 18 times and NBA Player of the Month on six occasions (Nov. 2006, Apr. 2006, Nov. 2007, Dec. 2007, Oct./Nov. 2010 and Feb. 2011) é owns 505 career double-doubles, including one career triple-double (30 points, 19 rebounds and 10 blocks on 11/12/08 at Oklahoma City) é has recorded 42 career 20-point, 20-rebound games, including six 30-20 outings and one 40-20 game é owns 62 career 20-rebound games é has reached at least 20 points 285 times, including 55 30-point outings and four 40-point performances é longest double-double streak of his career stands at 33 consecutive games (1/21/11-4/1/11) é still stands as Orlandoâs all-time leader in total minutes played (22,471/36.2 mpg), total points scored (11,435/18.4 ppg), free throws made and attempted (3,366-5,727 FT), offensive rebounds (5,806), defensive boards (2,266), total rebounds (8,072/13.0 rpg) and blocked shots (1,344/21.6 bpg) é with the Magic, he became the first player in NBA history to lead the league in both rebounding and blocks in the same season for more than just one campaign é also became just the fifth player in league annals to top the NBA in rebounding for at least three consecutive seasons é played in 351 consecutive games (11/3/04-12/12/08) and made 201 straight starts (3/24/06-12/12/08). **2011-2012:** All-NBA First Team for the fifth consecutive season é selected to the NBAâs All-Defensive First Team for the fourth straight time é named a 2012 NBA All-Star starter (led all players with 1,600,390 votes) é appeared in 54 games (all starts) with Orlando, averaging 20.6 points, an NBA-high 14.5 rebounds, 1.9 assists, 1.50 steals and 2.15 blocks in 38.3 minutes é led the NBA in rebounding while ranking second in FG percentage (.573, 416-726 FG), third in blocked shots and fifth in minutes played é named NBAâs Eastern Conference Player of the Week for the week ending Jan. 22 é had 20-plus points 27 times and 30-plus points on five occasions é netted a career-high-tying 45 points at Golden State (1/12/12), while setting an NBA record for most free throws attempted in a regular season game with 39 (21-39 FT, previous record was 34 by Wilt Chamberlain with Phi. on Feb. 22, 1962 vs. St. Louis) é became the Magicâs all-time leading scorer at Indiana (1/24/12) following a dunk with 9:59 left in the third quarter (passed Nick Anderson, 10,650 points) é finished second in the NBA with 43 double-doubles, including nine 20-point, 20-rebound efforts é recorded double figures in rebounding 44 times and 20-plus boards nine times é grabbed a season-high 25 rebounds vs. San Antonio (1/18/12) and again vs. Miami (3/13/12) é recorded three or more blocks 19 times é blocked a season-high eight shots vs. Cleveland (2/3/12) é tallied two or more steals 22 times, including a career-high-tying five steals at Detroit (1/2/12) é missed 12 games due to injury: four games (4/1/12-4/3/12, 4/9/12-4/10/12) due to back spasms, eight games (4/13/12-4/26/12) due to a herniated disc in his lower back é underwent surgery (4/20/12). **2010-2011:** Named All-NBA First Team for the fourth straight season é voted NBA Defensive Player of the Year for the third consecutive season, becoming the first player in NBA history to capture the award three straight times é selected to the NBAâs All-Defensive First Team for the third straight season é finished second in voting for NBA Most Valuable Player é played in and started 78 games with Orlando, averaging a career-high 22.9 points, 14.1 rebounds, 1.4 assists, 2.38 blocks and 1.37 steals in a team-high 37.6 minutes per outing é ranked second in the NBA in rebounding, second in field goal percentage (.593, 619-1,044 FG), fourth in blocked shots, 11th in scoring, 13th in minutes played and 19th in steals é named NBAâs Eastern Conference Player of the Month twice (Oct./Nov. 2010 and Feb. 2011) é earned NBAâs Eastern Conference Player of the Week six times (weeks ending: Nov. 8, Nov. 28, Jan. 23, Feb. 13, Feb. 27 and Mar. 27) é scored 20-plus points 51 times, 30-plus points 16 times and 40-plus points twice, including a season-high 40 points at Chicago (1/28/11) and 40 vs. Oklahoma City (2/25/11) é also hit the game-winning putback with 4.0 seconds left on at Washington (11/27/10) é had an NBA-high 66 double-doubles, including six 20-point, 20 rebound efforts: 26 points and 20 boards on vs. Philadelphia (12/18/10), 26 points and a season-high 23 rebounds vs. Dallas (12/21/10), 29 points and 20 boards at New Orleans (1/12/11), 20 points and 20 rebounds (in only three quarters) vs. Cleveland (1/30/11), 22 points and 20 rebounds vs. L.A. Clippers (2/8/11), 31 points and 22 boards at Milwaukee (3/16/11) é recorded a Magic franchise-record 33 straight double-doubles (Jan. 21-Apr. 1), averaging 24.6 points and 15.6 boards over that span

In the NBA

é grabbed double figures in rebounds 68 times, including 15-plus boards 35 times and 20-plus rebounds eight times é had 20-plus rebounds in three consecutive games (12/18/10-12/21/10) é tallied 1,000-plus rebounds for the sixth consecutive season é notched three-plus blocks 29 times, including season-high eight blocks vs. Minnesota (11/3/10), which saw him set the Magic record for most blocks in a quarter with six in the third quarter é nabbed a season-best four steals four times é named a 2011 NBA All-Star starter, leading all Eastern Conference players (and second most overall) with 2,099,024 votes é scored 10,000th career NBA regular season point at Phoenix (3/13/11), becoming the fifth-youngest player in NBA history (25 years, 95 days) to do so é missed two games (12/3/10-12/4/10) due to a stomach virus é suspended by NBA on Mar. 7 after receiving his 16th technical foul and again on Apr. 10 after receiving his 18th technical foul. **2009-2010:** Became the first Magic player ever voted on unanimously to the All-NBA First Team é named NBA Defensive Player of the Year for the second consecutive season and was a unanimous selection to the NBA's All-Defensive First Team é finished fourth in voting for NBA Most Valuable Player é voted in as an NBA All-Star starter é started all 82 games with Orlando, averaging a team-high 18.3 points, an NBA-best 13.2 rebounds, 1.8 assists and an NBA-high 2.78 blocks in a team-high 34.7 minutes é shot an NBA-best .612 (510-834 FG) from the floor é topped the NBA in rebounding, blocked shots and field goal percentage, while finishing tied for 26th in scoring é became the first player in league annals to lead the league in rebounding, blocked shots and field goal percentage in the same campaign é named NBA's Eastern Conference Player of the Week four times (weeks ending: Nov. 1, Dec. 20, Feb. 21 and Apr. 11) é posted an NBA-high 64 double-doubles, including three 20-point, 20-rebound outings é tallied 20 consecutive double-doubles (1/15/10-2/26/10) é scored 20 or more points 36 times, including 30-plus points five times é went a perfect 11-of-11 from the field (Magic team record) en route to 30 points and 16 rebounds at Houston (2/24/10), becoming the first player since Chamberlain in 1968-69 to record 30-plus points and 15 or more rebounds while not missing a field goal attempt (min. 10 attempts) é recorded 10-plus rebounds in 70 games, had 15 or more boards 34 times and 20-plus rebounds nine times é had three-plus blocks 40 times, including a season-high eight blocked shots vs. Toronto (12/16/09) é became Orlando's all-time leader in blocked shots (830) vs. Detroit (11/6/09) é became the second-youngest player in NBA history to amass 1,000 career blocked shots (24 years, 96 days) vs. Charlotte (3/14/10) é surpassed McGrady (8,298) for second on the Magic all-time scoring list. **2008-2009:** Named NBA Defensive Player of the Year and to the NBA's All-Defensive First Team é also earned All-NBA First Team accolades é voted a 2009 NBA All-Star starter (NBA-record 3,151,181 votes) é finished fourth in voting for NBA Most Valuable Player é started in 79 games for Orlando, averaging 20.6 points, an NBA-high 13.8 boards, 1.4 assists and led the NBA with a career-high 2.92 blocks in 35.7 minutes é became just the fifth player in NBA history to lead the league in both rebounding and blocked shots in the same season (Abdul-Jabbar, Walton, Olajuwon, B. Wallace) é also became the youngest player to ever lead the NBA in blocks (23 years, 128 days), as well as to reach 5,000 career rebounds (23 years, 112 days on 3/30/09 at Miami) é ranked fourth in the league in field goal percentage (.572, 560-979 FG) and 18th in scoring é named NBA's Eastern Conference Player of the Week four times (weeks ending: Jan. 11, Feb. 22, Mar. 29 and Apr. 5) é scored 20 or more points 42 times with nine 30-point outings é scored a career-high 45 points vs. Charlotte (2/17/09), adding 19 rebounds and eight blocked shots to become the first player in NBA history since blocks became an official stat in 1973-74 to record those numbers in a single game é had double-digit rebounds 63 times, including 15-plus boards 34 times and 20-plus boards 10 times é posted 63 double-doubles (second in NBA), including nine 20-point, 20-rebound efforts é recorded 18 consecutive double-doubles (1/6/09-2/17/09), including his first career triple-double of 30 points, 19 rebounds and career-high 10 blocks at Oklahoma City (11/12/08) é dished out career-high seven assists at Washington (3/13/09) and seven at Milwaukee (3/18/09) é notched five-plus blocks 15 times é had a career-high five thefts vs. Atlanta (10/29/08) é did not play three times due to a sore left knee: inactive twice (12/13/08-12/15/08) and DNP once (4/13/09), missing the first game of his NBA career at Utah (12/13/08) é became Orlando's all-time leader in free throws made (1,820) at Toronto (2/1/09) and free throws attempted (2,937) at Atlanta (1/7/09). **2007-2008:** Named All-NBA First Team and NBA All-Defensive Second Team é voted a 2008 NBA All-Star starter and captured the 2008 NBA Slam Dunk Championship at All-Star Weekend é named NBA's Eastern Conference Player of the Week twice (weeks ending: Nov. 18 and Dec. 2) and NBA's Eastern Conference Player of the Month twice (Nov. 2007 and Dec. 2007) é finished fifth in voting for the NBA Most Valuable Player Award and tied for seventh in voting for the league's Defensive Player of the Year é started all 82 games with Orlando, averaging 20.7 points, an NBA-best 14.2 rebounds, 1.3 assists and 2.13 blocks in 37.7 minutes per outing é topped the NBA in rebounding, becoming the youngest player in NBA history to lead the league (22 years, 130 days) é also ranked third in the NBA in field goal percentage (.599, 583-974 FG), fifth in blocked shots, tied for 20th in minutes played and 21st in scoring é recorded an NBA-high and franchise-record 69 double-doubles, which included an NBA-high eight 20-point, 20-rebound games é had 20-plus points 43 times and 30-plus points 11 times é pulled down double figures in rebounding 72 times, 15-plus boards in 35 games and 20-plus rebounds 11 times é registered 46 multi-block games. **2006-2007:** Named All-NBA Third Team after averaging 17.6 points, 12.3 rebounds, 1.9 assists and 1.90 blocks in 36.9 minutes per game over 82 starts with Orlando é ranked second in the NBA in field goal percentage (.603, 526-873 FG), third in rebounding and 12th in blocked shots é named to his first NBA All-Star team, where he had 20 points, a game-high 12 rebounds and one block in 21 minutes é named NBA Eastern Conference Player of the Month for Nov. 2006 é earned NBA Eastern Conference Player of the Week for the week ending Nov. 26 é had team-best 60 double-doubles, including four 20-point, 20-rebound games é netted 20-plus points 30 times with six 30-point games é recorded double figures in rebounding 64 times, including 19 games with 15-plus rebounds é scored the game-winning, alley-oop dunk with 0.2 seconds left vs. San Antonio (2/9/07) é tied the Magic franchise record for most rebounds in one quarter with 12 during the third quarter vs. Charlotte (11/18/06) é also set the Magic record for most defensive boards in a quarter with 10 during the same stanza é had two or more blocks 45 times. **2005-2006:** Played in all 82 games (81 starts) with Orlando, averaging 15.8 points, a team-high 12.5 boards and a team-best 1.40 blocks in 36.8 minutes é named NBA's Eastern Conference Player of the Month for Apr. 2006 é participated in the 2006 Rookie Challenge at NBA All-Star Weekend é ranked second in the NBA in rebounding, sixth in field goal percentage (.531, 468-881 FG) and 23rd in blocked shots é posted a team-high 60 double-doubles (second in NBA) é scored 20-plus points 18 times é recorded double figures in rebounding 62 times with 15-plus boards in 26 outings

(most in NBA), including a career-high 26 rebounds vs. Philadelphia (4/15/06) é became the youngest player in NBA history (19 years, 342 days) with a 20-point, 20-rebound game (21 points, 20 rebounds) vs. Charlotte (11/15/05) é also became the third-youngest in NBA history (20 years, 128 days) with 28 points and 26 rebounds vs. Philadelphia (4/15/06) é established two Magic franchise records vs. Detroit (2/10/06) by grabbing 12 rebounds during the first quarter, which including seven offensive boards é had two or more blocks in 29 games. **2004-2005:** Unanimous selection to the NBA's All-Rookie First Team é finished third in voting for NBA Rookie of the Year é started all 82 games for Orlando, averaging 12.0 points, a team-high 10.0 boards and a team-best 1.66 blocks in 32.6 minutes per contest é one of only eight players in the NBA to average a double-double and the first rookie (along with Charlotte's Emeka Okafor) to average a double-double since Shaquille O'Neal and Alonzo Mourning accomplished the feat in 1992-93 é became the first player in NBA history directly out of high school to start in all 82 games during his rookie season é participated in 2005 Rookie Challenge at NBA All-Star Weekend é ranked eighth in the NBA in rebounding, 10th in field goal percentage (.520, 352-677 FG) and 19th in blocked shots é was among the NBA's top rookies in scoring (third), rebounding (second), field goal percentage (fourth), steals (sixth), blocks (third) and minutes played (third) é recorded double figures in rebounding 43 times, including 20 boards three times é became the youngest player in NBA history with 20-plus boards in a game vs. Toronto (12/1/04) é also had 20 rebounds vs. Atlanta (2/10/05) and at Toronto (3/9/05), becoming the first rookie since Tim Duncan in 1997-98 with multiple 20-plus rebound games in a rookie season é first NBA rookie since Shaquille O'Neal in 1992-93 (12 games) to record 10-plus rebounds in the first nine regular season games of his career é scored 20-plus points in 11 games é had a team-high 32 double-doubles é notched two or more blocks in 39 games é nabbed a season-high four steals three times é made his NBA regular season debut with start vs. Milwaukee (11/3/04), posting 12 points, a game-high-tying 10 rebounds, four blocks and three steals in 38 minutes.

In the Playoffs

He has started 61 career postseason contests, averaging 19.7 points, 14.1 rebounds and 2.72 blocks é led the 2008-09 Magic to the NBA Finals é has recorded 47 career double-doubles during the postseason. **2013:** Averaged 17.0 points, 10.8 rebounds and 2.00 blocks in four starts with the L.A. Lakers. **2012:** Underwent back surgery (4/20/12), missing the entire 2012 NBA Playoffs due to the procedure. **2011:** Started in all six playoff contests with the Magic, averaging 27.0 points, 15.5 boards and 1.83 blocks in 43.0 minutes per outing é poured in a playoff-career-high 46 points vs. Atlanta (4/16/11). **2010:** Started in all 14 playoff games with Orlando, averaging 18.1 points, 11.1 rebounds and 3.50 blocks in 35.5 minutes é tied his own franchise record with nine blocks vs. Charlotte (4/18/10) é shot .844 (27-32 FG) from the floor during the Eastern Conference Semifinals vs. Atlanta, establishing a new NBA Playoffs record for highest field goal percentage in any single series. **2009:** Started in 23 postseason games and led the Magic to the NBA Finals, averaging 20.3 points, 15.3 rebounds and 2.61 blocks over 39.3 minutes é had 21 double-doubles, including two 20-point, 20-rebound efforts é scored 40 points in Game Six vs. Cleveland (5/30/09), helping Orlando capture the Eastern Conference title é pulled down a playoff-career-high 24 rebounds vs. Philadelphia (4/28/09) é set an NBA Finals record with a playoff-career-high nine blocked shots vs. L.A. Lakers (6/11/09) é did not play at Philadelphia (4/30/09) due to an NBA suspension. **2008:** Started all 10 playoff games, averaging 18.9 points, 15.8 boards and 3.40 blocks in 42.1 minutes é recorded three 20-point, 20-rebound games in First Round series win against Toronto, becoming the first player to record three 20-20 outings in a series since Chamberlain in the 1972 NBA Finals. **2007:** Started all four games in the playoffs against Detroit, averaging 15.3 points, 14.8 boards and 1.00 blocks in 41.8 minutes é set Magic playoff record with 14 defensive rebounds during Game One at Detroit (4/21/07).

In International Play

Current member of the USA Men's Senior National Team program and helped the USA capture the gold medal at the 2008 Olympic Games in Beijing, China.

In Life

Born Dwight David Howard on Dec. 8, 1985, in Atlanta, Georgia é father, Dwight Sr., is a Georgia State trooper and serves as Athletic Director of Southwest Atlanta Christian Academy é mother, Sheryl, played on the inaugural women's team at Morris Brown College é recognized for his efforts in the community with the Rich & Helen DeVos Community Enrichment Award five times (2005, 2008-11) é recipient of the NBA Community Assist award three times (July 2007, Jan. 2009 and Oct. 2010) é served as a spokesperson for the NBA Fit program é established the D12 Foundation in 2011 (www.d12foundation.org) é donated $17,500 to the Pine Hills Boys & Girls Club for new computers, televisions and furniture in the summer of 2007 é helped create a state-of-the-art game room designed especially for teenagers at the Florida Hospital for Children, providing an initial $30,000 to fund the new room é launched dwighthoward.com in 2009 é has held a father/son basketball clinic during the summer in his hometown of Atlanta é donated 300 pairs of shoes to the students at Orange Center Elementary School for their hard work towards improving their FCATs é hosted a prayer breakfast for 150 Central Florida high school students é spent part of summer 2005 in Manila as part of NBA Madness, an interactive basketball lifestyle event for fans é helped build a playground in the Central Florida community é participated in ABC's *Extreme Makeover: Home Edition* for a local Florida family é wrote several goals down while in the eighth grade ï among those were to lead his team to a State championship and to become the first overall selection in the NBA Draft é favorite players are Michael Jordan and Kevin Garnett é traveled to India in summer of 2010 to participate in a series of events to further the growth of basketball and the NBA in the world's second-largest nation é also toured China and Taiwan to support a developmental program for children ages 7-12 é finished career at Southwest Atlanta Christian Academy with 2,146 points (16.6 ppg), 1,728 rebounds (13.4 rpg) and 811 blocked shots (6.29 bpg) in 129 games é winner of the 2004 Naismith Award, signifying the nation's top high school player é named Mr. Basketball in the State of Georgia in 2004 é led SACA to the Class A Georgia State championship as a senior (2003-04) é during his junior season (2002-03), led SACA to a 30-3 record and a runner-up finish in the State's Class A Division.

In Transactions

Selected by Orlando first overall in the 2004 NBA Draft é signed a contract extension with the Magic on July 12, 2007 é acquired by the L.A. Lakers from Orlando along with Earl Clark and Chris Duhon in a four-team trade (Denver, Philadelphia) on July 10, 2012, in exchange for Josh McRoberts, Christian Eyenga, a 2017 protected first-round draft pick and a 2015 protected second-round draft pick with Andrew Bynum going to Philadelphia é signed with Houston as an unrestricted free agent on July 13, 2013.

Terrence Jones

JONES



#6

Forward

Height: 6-9
Weight: 252
NBA Experience: 1
College: Kentucky
High School: Jefferson (Portland, OR)
Birthdate: January 9, 1992
Birthplace: Portland, OR
How Acquired: Drafted in the first round (18th overall) of the 2012 NBA Draft

Regular Season Career Highs

Minutes	30	11/19/12 at Utah
Field Goals	6	4/15/13 at Phoenix (2)
Field Goal Attempts	12	11/19/12 at Utah
3-Point Field Goals	2	4/6/13 at Denver
3-Point Attempts	4	4/6/13 at Denver
Free Throws	4	11/19/12 at Utah
Free Throw Attempts	4	4/14/13 vs. Sacramento (2)
Offensive Rebounds	8	4/3/13 at Sacramento
Defensive Rebounds	7	4/12/13 vs. Memphis
Rebounds	12	4/12/13 vs. Memphis (2)
Assists	3	11/18/12 at L.A. Lakers
Steals	3	4/14/13 vs. Sacramento
Turnovers	2	4/12/13 vs. Memphis (3)
Blocked Shots	6	4/15/13 at Phoenix
Points	14	4/3/13 at Sacramento

Jones' Career Statistics

REGULAR SEASON YEAR	G-S	MIN	FGM-A	PCT	3FGM-A	PCT	FTM-A	PCT	REBOUNDS OFF-DEF-TOT	AST	PF-D	ST	TO	BLK	TP	RPG	APG	PPG
2012-13 (HOU)	19-0	276	43-94	.457	5-19	.263	13-17	.765	28-37-65	15	21-0	12	13	19	104	3.4	0.8	5.5
TOTALS	19-0	276	43-94	.457	5-19	.263	13-17	.765	28-37-65	15	21-0	12	13	19	104	3.4	0.8	5.5

PLAYOFFS YEAR	G-S	MIN	FGM-A	PCT	3FGM-A	PCT	FTM-A	PCT	REBOUNDS OFF-DEF-TOT	AST	PF-D	ST	TO	BLK	TP	RPG	APG	PPG
2012-13 (HOU)	2-0	35	4-10	.400	0-2	.000	0-3	.000	5-10-15	1	2-0	0	1	1	8	7.5	0.5	4.0
TOTALS	2-0	35	4-10	.400	0-2	.000	0-3	.000	5-10-15	1	2-0	0	1	1	8	7.5	0.5	4.0

#ANEWAGE

In 2012-2013

In his rookie season with Houston, averaged 5.5 points, 3.4 rebounds and 1.00 blocks in 19 games é was a DNP (CD) for 24 games (10/31/12-11/9/12; 11/14/12-11/16/12; 11/21/12; 12/4/12; 12/8/12-12/12/12; 12/22/12; 1/25/13-1/26/13; 2/20/13-3/3/13; 3/17/13-3/20/13; 4/1/13) é placed on the inactive list for 39games (12/1/12; 12/14/12; 12/25/12-1/23/13; 1/28/13-2/13/13; 3/6/13-3/15/13; 3/22/13-3/30/13) é made his NBA debut vs. Detroit (11/10/12), posting five points (1-3 3FG) and two blocks é came off the bench with eight points (4-7 FG), four rebounds, three assists, two steals and one block at the L.A. Lakers (11/18/12) é recorded 12 points (4-12 FG, 4-4 FT) and eight rebounds at Utah (11/19/12) é assigned to Houston's single-affiliation NBA D-League partner Rio Grande Valley on Nov. 30 and recalled on Dec. 3 é re-assigned to the Vipers on Dec. 14 and recalled on Dec. 16 é re-assigned to Rio Grande Valley on Dec. 26 and recalled on Jan. 14 é re-assigned to the Vipers on Jan. 16 and recalled on Jan. 22 é underwent a minor procedure on his left big toe on Jan. 22 é re-assigned to the Vipers on Feb. 1 é selected as a 2013 NBA D-League All-Star é recalled from Rio Grande Valley on Feb. 14 é re-assigned to the Vipers on Mar. 21 and recalled on Apr. 1 é averaged 19.0 points, 9.0 rebounds and 2.5 assists in 24 games (15 starts) with Rio Grande Valley é at the time of his recall, stood seventh in the D-League in scoring average (19.0) and seventh in the league in rebounds per game (9.0) é posted his first career double-double with a career-best 14 points (6-11 FG), a career-high 12 rebounds (8 offensive) and two steals at Sacramento (4/3/13) é totaled 13 points (5-11 FG, 2-4 3FG), six boards and two blocks at Denver (4/6/13) é led the Rockets with a career-high-tying 12 rebounds vs. Memphis (4/12/13) é had five blocked shots to go with a career-high three steals vs. Sacramento (4/14/13) é in consecutive games he set the team's overall season high in blocks with a career-best six blocked shots at Phoenix (4/15/13), adding 12 points (6-11 FG) and four boards.

In the NBA

Named 2013 All-Summer League First Team after averaging 15.8 points, 7.0 rebounds and 1.25 blocks in four starts with Houston at the 2013 Orlando Pro Summer League é also averaged 18.2 points and 8.6 rebounds with the Rockets at the 2012 NBA Summer League in Las Vegas, finishing tied for sixth in the league in rebounds per game and 15th in scoring.

In the Playoffs

2013: In his first career postseason, averaged 4.0 points and 7.5 rebounds in two games with the Rockets é was a DNP (CD) for four games (4/24/13; 4/29/13-5/3/13) é made his NBA playoff debut in Game One at Oklahoma City (4/21/13), leading the Rockets with eight rebounds and one block.

In College

An early entry candidate for the 2012 NBA Draft, averaged 14.0 points, 8.0 rebounds and 1.8 blocks in 76 games (69 starts) over his two seasons at Kentucky é was one of just six players in UK history to record 1,000 points, 500 rebounds and 140 blocks in a career é as a sophomore, helped the Wildcats win the 2012 National Championship, while earning Second-Team All-SEC honors é in 2010-11, was selected SEC Freshman of the Year, First-Team All-SEC and was a member of the SEC All-Freshman Team é averaged

15.7 points and 8.8 rebounds as a freshman, leading the SEC in rebounding average and double-doubles (11), as well as ranking sixth in scoring and blocks per game (1.9 bpg).

In Life

Born Terrence Alexander Jones on Jan. 9, 1992, in Portland, Oregon é the most proud he is of his basketball career is making his mother, Linda, proud of him é cousin of former Arizona All-American and NBA Rookie of the Year Damon Stoudamire é was a McDonald's All-American out of Jefferson High School (Portland, OR) é played high school basketball with Terrence Ross (Toronto Raptors) é averaged 30.0 points, 14.0 rebounds and 6.0 assists as a senior, leading Jefferson High to its third consecutive State Championship, which is a feat no other 5A or 6A Oregon school had ever accomplished é one of only three players to twice be named *The Oregonian* Class 5A Player of the Year (others: UCLA's Kevin Love and Oregon's Fred Jones) é also played quarterback and wide receiver in football é enjoys playing ping pong and video games é favorite athlete while growing up was Magic Johnson.

In Transactions

Selected by Houston with the 18th overall pick in the 2012 NBA Draft é Rockets announced his signing on July 26, 2012.

Jeremy Lin

LIN



#7

Guard

Height: 6-3
Weight: 200
NBA Experience: 3
College: Harvard
High School: Palo Alto (Palo Alto, CA)
Birthdate: August 23, 1988
Birthplace: Palo Alto, CA
How Acquired: Signed as a restricted free agent on July 17, 2012

Regular Season Career Highs

Minutes	46	2/19/12 vs. Dallas
Field Goals	13	2/10/12 vs. L.A. Lakers
Field Goal Attempts	24	2/11/12 at Minnesota
3-Point Field Goals	5	2/5/13 vs. Golden State
3-Point Attempts	8	3/15/13 vs. Minnesota (2)
Free Throws	12	12/10/12 vs. San Antonio
Free Throw Attempts	13	2/10/12 vs. L.A. Lakers
Offensive Rebounds	5	11/2/12 at Atlanta
Defensive Rebounds	7	3/8/13 at Golden State (4)
Rebounds	10	11/2/12 at Atlanta
Assists	14	2/19/12 vs. Dallas
Steals	6	1/25/13 at New Orleans (2)
Turnovers	9	2/17/12 vs. New Orleans
Blocked Shots	3	11/12/12 vs. Miami (2)
Points	38	12/10/12 vs. San Antonio (2)

Lin's Career Statistics

REGULAR SEASON YEAR	G-S	MIN	FGM-A	PCT	3FGM-A	PCT	FTM-A	PCT	REBOUNDS OFF-DEF-TOT	AST	PF-D	ST	TO	BLK	TP	RPG	APG	PPG
2010-11 (GS)	29-0	285	28-72	.389	1-5	.200	19-25	.760	12-22-34	42	31-0	33	18	9	76	1.2	1.4	2.6
2011-12 (NY)	35-25	940	171-383	.446	24-75	.320	146-183	.798	18-89-107	216	78-1	55	126	9	512	3.1	6.2	14.6
2012-13 (HOU)	82-82	2640	396-897	.441	87-257	.339	216-275	.785	32-215-247	497	205-2	134	236	29	1095	3.0	6.1	13.4
TOTALS	146-107	3865	595-1352	.440	112-337	.332	381-483	.789	62-326-388	755	314-3	222	380	47	1683	2.7	5.2	11.5
ROCKETS	82-82	2640	396-897	.441	87-257	.339	216-275	.785	32-215-247	497	205-2	134	236	29	1095	3.0	6.1	13.4

PLAYOFFS YEAR	G-S	MIN	FGM-A	PCT	3FGM-A	PCT	FTM-A	PCT	REBOUNDS OFF-DEF-TOT	AST	PF-D	ST	TO	BLK	TP	RPG	APG	PPG
2012-13 (HOU)	4-3	84	6-24	.250	2-12	.167	2-2	1.000	0-8-8	8	9-0	2	8	1	16	2.0	2.0	4.0
TOTALS	4-3	84	6-24	.250	2-12	.167	2-2	1.000	0-8-8	8	9-0	2	8	1	16	2.0	2.0	4.0

#ANEWAGE

In 2012-2013

In his first season with Houston, averaged 13.4 points, 3.0 rebounds, 6.1 assists and 1.63 steals in 82 games (82 starts) é led the Rockets in assists per game (6.1) and stood T-14th in the NBA in steals per game (1.63) é led (or tied) the Rockets in assists a team-high 45 times, in points on six occasions and rebounds in two games é picked up 16 20-point performances (Rockets record: 10-6), including one 30-point outing é reached double figures in points in a season-best 10 straight outings twice on the season (2/27/13-3/20/13 and 3/30/13-4/17/13) é Rockets racked up a record of 18-7 when he reached at least eight assists in a game é had a team-high 10 games with at least four thefts, which were the most by a Rockets player in a season since 14 by Tracy McGrady (2004-05) é recorded at least one theft in 19 consecutive games (12/14/12-1/16/13), marking the longest such streak of his career (prev. long: 13 from 2/17/12-3/14/12) é finished with nine double-doubles, nine outings with 10 or more assists and one double-digit rebounding game é participated in the 2013 Taco Bell Skills Challenge as part of State Farm All-Star Saturday Night in Houston (2/16/13) é recorded 12 points (5-12 FG), eight assists and four steals in his Rockets debut at Detroit (10/31/12) é tallied 21 points (6-16 FG, 7-8 FT), a career-high 10 rebounds and seven assists at Atlanta (11/2/12) é set a career high with six steals vs. Denver (11/7/12) é tied his career best in blocked shots with a team-high three vs. Miami (11/12/12), matching his three blocks at Chicago (3/12/12) é registered 11 points (3-8 FG) and a season-high 11 assists at Portland (11/16/12), adding 10 dimes in the next game at the L.A. Lakers (11/18/12) é finished with 16 points (7-9 FG), 10 assists and three steals vs. Toronto (11/27/12) é tied his career high of 38 points (11-21 FG, 4-5 3FG, 12-12 FT) vs. San Antonio (12/10/12) é returned to MSG with 22 points (9-15 FG) and a game-high nine assists in a 109-96 win at New York (12/17/12) é collected 15 points (5-12 FG) and a season-high-tying 11 assists vs. Memphis (12/22/12) é totaled 20 points (8-12 FG) and another season-high-tying 11 assists at Chicago (12/25/12) é registered 21 points (9-16 FG), eight assists and four steals at San Antonio (12/28/12) é recorded 16 points (6-11 FG), eight assists, four steals and two blocks in a 123-104 win vs. Atlanta (12/31/12) é collected 19 points (7-13 FG), six rebounds, five assists and four steals in a 125-112 win vs. the L.A. Lakers (1/8/13) é chipped in with 12 points (5-11 FG) and 10 assists vs. the L.A. Clippers (1/15/13) é matched his career-high six steals in a 100-82 victory at New Orleans (1/25/13) é posted 12 points on 5-of-5 shooting (1-1 3FG, 1-1 FT) in a 125-80 win at Utah (1/28/13), adding a game-high seven assists and three steals é had a game-high 28 points (10-16 FG) and nine assists in a 140-109 win vs. Golden State (2/5/13), which included hitting a career-best five treys (5-8 3FG) é tallied 14 points (8-8 FT) and 10 assists at Golden State (2/12/13) é collected 29 points (12-22 FG, 3-5 3FG), seven assists, six boards and two steals in a 122-119 win vs. Oklahoma City (2/20/13) é finished with 21 points (8-14 FG, 4-5 FT) and a game-high nine assists vs. Dallas (3/3/13) é totaled 24 points (8-15 FG, 3-8 3FG, 5-6 FT), eight assists and four steals vs. Minnesota (3/15/13) é netted 21 points (9-16 FG, 3-5 3FG) vs. Golden State (3/17/13) é registered 24 points (9-13 FG, 5-6 FT) and six assists vs. Utah (3/20/13), which gave him three consecutive 20-point games for the first time since notching three in a row from 2/17/12-2/20/12 é notched 19 points (8-16 FG) and a season-high-tying 11 assists vs. Orlando (4/1/13) é recorded 15 points (3-6 3FG) and 10 assists at Sacramento (4/3/13), marking the third time on the season to dish out double-digit assist totals in two straight games.

In the NBA

Has averaged 11.5 points, 5.2 assists, 2.7 rebounds and 1.52 steals in 146 games (107 starts) with Golden State, New York and Houston é owns 27 career 20-plus point performances, including two 30-point outings é has recorded 16 career double-doubles é earned NBA Player of the Week honors once (week ending 2/12/12) é participated in the 2013 Taco Bell Skills Challenge é has played in the NBA D-League with the Reno Bighorns (2010-11) and Erie BayHawks (2011-12) é also played in the 2010 NBA Summer League in Las Vegas with the Dallas Mavericks. **2011-2012:** After being claimed by New York off waivers on Dec. 27, exploded onto the NBA landscape by averaging 18.2 points, 7.6 assists and 2.00 steals with seven double-doubles in 25 starts with the Knicks é actually eclipsed the 10-assist mark seven times é became the first NBA player to record at least 20 points and seven assists in each of his first five NBA starts since Elias Sports Bureau began charting stats in 1970 é had the most total points (136) by a single player in his first five starts since 1976-77 NBA merger é made his first career NBA start in a 99-88 win vs. Utah (2/6/12), posted 28 points (10-17 FG, 7-9 FT), including 13 in the fourth quarter, eight assists and two steals over 45 minutes é according to Elias Sport Bureau, his 28 points and eight assists were the most points/assists in a first career start since Detroit's Isiah Thomas (31 points and 11 assists on 10/30/81 vs. Milwaukee) é registered a career-high 38 points (13-23 FG, 10-13 FT) and seven assists in a 92-85 victory vs. the L.A. Lakers (2/10/12) é notched 20 points, eight assists, six rebounds and three steals in a 100-98 win at Minnesota (2/11/12), including the game-winning free throws with 4.9 seconds left in the game é was named the Eastern Conference Player of the Week for games played Feb. 6-12, leading New York to a 4-0 record with averages of 27.3 points, 8.3 assists and 2.00 steals é posted 27 points (2-2 3FG) and 11 assists at Toronto (2/14/12), including the game-winning 3-pointer with :0.05 left to play in a 90-87 decision over the Raptors é recorded 28 points (11-20 FG, 3-6 3FG), a career-high 14 assists and a season-best five steals in a 104-97 victory vs. Dallas (2/19/12), becoming the fifth player in the last 15 seasons to reach at least 28 points, 14 assists and five steals in a game (Elias Sports Bureau) é missed the final 17 games of the regular season and the playoffs with a chronic small meniscal tear in his left knee é also assigned to Erie of the D-League on Jan. 17, recording 28 points (9-17 FG, 10-11 FT), 12 assists and 11 rebounds in his lone game with the BayHawks at Maine (1/20/12). **2010-2011:** Appeared in 29 games with Golden State, averaging 2.6 points, 1.2 rebounds, 1.4 assists and 1.14 steals in 9.8 minutes per contest é on inactive list 30 times and registered 23 DNP (CD) é recorded 10-plus points twice é made NBA debut vs. the L.A. Clippers (10/29/10) é posted a season-high 13 points in 18 minutes at the L.A. Lakers (11/21/10) é assigned to the Reno Bighorns of the NBA D-League three times during the season é appeared in 20 games (10 starts) over three stints with the Bighorns, averaging 18.0 points, 5.8 rebounds, 4.3 assists and 2.00 steals in 31.7 minutes per contest é named D-League Co-Performer of the Week for the week of Jan. 10 é named to the NBA D-League Showcase First Team.

In the Playoffs

2013: In his first career postseason, averaged 4.0 points, 2.0 rebounds, 2.0 assists and 0.50 steals in four games (three starts) with the Rockets é DND for two games (4/29/13-5/1/13) with a bruised right chest muscle é made his NBA playoff debut in Game One at Oklahoma City (4/21/13) é suffered a bruised right

In the Playoffs

chest muscle in the first half of Game Two at Oklahoma City (4/24/13) and was unable to return for the second half é came off the bench in his return to action in Game Six vs. Oklahoma City (5/3/13).

In College

Played all four years at Harvard, appearing in 115 games (87 starts) é averaged 12.9 points, 4.3 rebounds, 3.5 assists and 1.96 steals in 29.2 minutes per game é became the first player in Ivy League history to record 1,450 points, 450 rebounds, 400 assists and 200 steals é ranked first all-time at Harvard in games played (115), second in steals (225), fifth in points (1,483) and fifth in assists (406) é named All-Ivy League First Team as a junior and senior é named USBWA All-District 1 First Team and NABC All-District 13 as a senior and was one of 11 finalists for the Bob Cousy Award é earned NABC All-District 1 First Team as a junior é named All-Ivy League Second Time as a sophomore é during his junior campaign, was the only player in the nation to rank in the top-10 of every significant statistical category in their respective conference.

In Life

Born Jeremy Shu-How Lin on Aug. 23, 1988, in Palo Alto, California é son of Gie-Ming and Shirley Lin é has two brothers, Joseph (younger) and Josh (older) é in 2013, hosted the inaugural event to launch The Jeremy Lin Foundation and announce its first initiative, The Making A Difference (MAD) Project é ñThe Jeremy Lin Foundation Launch Partyò was held on Feb. 14, 2013, serving as the unofficial start of 2013 NBA All-Star Weekend in Houston é on Nov. 20, 2012, distributed turkeys and groceries to 100 families in need of assistance during the holiday season é the families were pre-selected by long-time Rockets community partner, Kids Meals, Inc, which provides free healthy home delivered lunches, Monday through Friday, year-round to 1,400 pre-school aged children living in poverty é on Golden State6 road trip to Boston in Mar. 2011, returned to the Harvard campus to pickup his degree, as he was unable to participate in the graduation ceremony the previous summer due to conflicts with preparing for the NBA é stands as just the fourth player ever from Harvard to see action in the NBA é after signing with the Warriors in the summer of 2010, traveled to Taipei to take part in Yao Ming6 Charity games é was his first trip to Taiwan, the birthplace of both of his parents, since he was seven years old é a four-year letterwinner and three-year starter at Palo Alto High School é captained his high school team to the CIF Division II State title by scoring 17 points in a upset of nationally ranked Mater Dei in the finals (51-47) é three-time First-Team All-Santa Clara Valley Athletic League selection at guard é two-time SCVAL Most Valuable Player é as a senior, named Northern California Division II Player of the Year, Northern California Scholar Athlete of the Year and First-Team All-State é also named Player of the Year as a senior by the *San Francisco Chronicle* and *San Jose Mercury News* é earned a 4.2 GPA in high



school é was a summer intern for California senator Joe Simitian during high school é earned school6 President Award as Vision New America 2004 Scholarship award é enjoys spending time with family and friends, listening to music, playing cards and video games, as well as going to church.

In Transactions

Undrafted in the 2010 NBA Draft out of Harvard é signed as a rookie free agent with Golden State on July 21, 2010 é assigned to the Reno Bighorns of the NBA D-League three times in 2010-11 (assigned 12/28/10 and recalled 1/3/11; assigned 1/9/11 and recalled 2/5/11; assigned 3/17/11 and recalled 3/27/11) é waived by the Warriors on Dec. 9, 2011 é claimed off waivers by Houston on Dec. 12, 2011 é waived by the Rockets on Dec. 24, 2011 é claimed by New York off waivers on Dec. 27, 2011 é assigned to the D-League6 Erie BayHawks on Jan. 17, 2012 é recalled by the Knicks on Jan. 23, 2012 é signed as a restricted free agent by the Rockets on July 17, 2012, after New York chose not to match Houston6 offer sheet.

REPUBLIC SERVICES of HOUSTON

AN ENVIRONMENTAL PARTNER YOU CAN COUNT ON

Commercial, Residential & Industrial Waste Collection & Disposal
Recycling • Portable Toilettes • Comfort Stations • Roll-Off Boxes

republicservices.com • 713-726-7300

Donatas Motiejunas

MOTIEJUNAS



#20

Forward/Center

Height: 7-0
Weight: 222
NBA Experience: 1
Country: Kaunas, Lithuania
Birthdate: September 20, 1990
Birthplace: Kaunas, Lithuania
How Acquired: Trade with Minnesota on June 23, 2011

Regular Season Career Highs

Minutes	34	4/1/13 vs. Orlando
Field Goals	7	3/29/13 at Memphis (3)
Field Goal Attempts	12	3/13/13 vs. Phoenix (2)
3-Point Field Goals	2	3/29/13 at Memphis (7)
3-Point Attempts	5	3/9/13 at Phoenix (2)
Free Throws	4	2/27/13 vs. Milwaukee
Free Throw Attempts	6	3/22/13 vs. Cleveland
Offensive Rebounds	3	4/5/13 at Portland (5)
Defensive Rebounds	5	3/3/13 vs. Dallas
Rebounds	8	3/3/13 vs. Dallas
Assists	5	2/27/13 vs. Milwaukee
Steals	2	4/1/13 vs. Orlando
Turnovers	4	4/6/13 at Denver
Blocked Shots	2	4/6/13 at Denver
Points	19	3/13/13 vs. Phoenix

Motiejunas' Career Statistics

REGULAR SEASON YEAR	G-S	MIN	FGM-A	PCT	3FGM-A	PCT	FTM-A	PCT	REBOUNDS OFF-DEF-TOT	AST	PF-D	ST	TO	BLK	TP	RPG	APG	PPG
2012-13 (HOU)	44-14	538	97-213	.455	24-83	.289	32-51	.627	36-57-93	31	73-0	7	37	10	250	2.1	0.7	5.7
TOTALS	44-14	538	97-213	.455	24-83	.289	32-51	.627	36-57-93	31	73-0	7	37	10	250	2.1	0.7	5.7

PLAYOFFS YEAR	G-S	MIN	FGM-A	PCT	3FGM-A	PCT	FTM-A	PCT	REBOUNDS OFF-DEF-TOT	AST	PF-D	ST	TO	BLK	TP	RPG	APG	PPG
2012-13 (HOU)	1-0	5	2-2	1.000	0-0	—	1-1	1.000	1-0-1	0	0-0	0	0	0	5	1.0	0.0	5.0
TOTALS	1-0	5	2-2	1.000	0-0	—	1-1	1.000	1-0-1	0	0-0	0	0	0	5	1.0	0.0	5.0

#ANEWAGE

In 2012-2013

In his rookie season with Houston, averaged 5.7 points and 2.1 rebounds in 44 games (14 starts) é was a DNP (CD) for 26 games (10/31/12-11/9/12; 11/12/12; 12/1/12-12/4/12; 12/8/12-12/12/12; 12/26/12-12/28/12; 1/2/13; 1/5/13; 1/9/13; 1/12/13; 1/16/13; 1/19/13-1/21/13; 1/30/13-2/2/13; 2/6/13; 2/10/13-2/12/13; 4/17/13) é placed on the inactive list for 12 games (11/14/12-11/23/12; 12/14/12-12/17/12; 1/23/13-1/26/13) é made his NBA debut with three points (1-1 FG) vs. Detroit (11/10/12) é assigned to Houstonôs single-affiliation NBA D-League partner Rio Grande Valley on Nov. 13 é recalled from the Vipers on Nov. 25 é re-assigned to Rio Grande Valley on Dec. 14 and recalled on Dec. 18 é re-assigned to the Vipers on Jan. 22 and recalled on Jan. 28 é averaged 20.3 points, 9.7 rebounds and 3.0 assists in seven games (seven starts) with Rio Grande Valley é totaled 13 points (5-8 FG, 3-4 FT) at the L.A. Clippers (2/13/13) é registered his first career start vs. Milwaukee (2/27/13), scoring 13 points (4-9 FG, 4-4 FT) to go along with seven boards and a career-best five assists é netted 17 points (7-12 FG, 2-5 3FG) at Orlando (3/1/13) é grabbed a career-best eight rebounds vs. Dallas (3/3/13) é led the Rockets with a career-high 19 points (7-12 FG, 2-4 3FG, 3-4 FT), five rebounds, two assists and one block in a 111-81 win vs. Phoenix (3/13/13) é recorded a team-high-tying 16 points (7-11 FG, 2-3 3FG) at Memphis (3/29/13) é collected 11 points (4-11 FG, 3-4 FT), a career-high two steals and one block in 33:38 of action vs. Orlando (4/1/13) é averaged 16.3 points and 7.8 rebounds in four games (four starts) with the Rockets during the 2012 NBA Summer League in Las Vegas, earning NBA Summer League 2012 All-Star honors.

In the Playoffs

2013: In his first career postseason was a DNP (CD) for five games (4/24/13-5/3/13) é made his NBA playoff debut in Game One at Oklahoma City (4/21/13), recording five points (2-2 FG, 1-1 FT) and one rebound.

In International Play

Member of the Lithuanian National Team é played the 2011-12 season with Polish League champion Asseco Prokom Gdynia, averaging 15.7 points, 6.6 rebounds and 1.36 steals in just over 26 minutes per game é in Game Seven of the 2012 Polish League Finals, recorded game highs in points (23) and rebounds (11) while leading his club to the title é pulled down a career-high 21 boards against Union Olimpija (12/7/11), as his 18 defensive rebounds were the most in a Euroleague game in the ULEB era (since 2000-01) é played with Italyôs Benetton Treviso from 2009-11 é winner of the 2010-11 Eurocup Rising Star Trophy for the best U-23 player in the ULEBôs Eurocup competition é played in the 2009 Lithuanian All-Star Game é in 2008-09, played with Aisciai Kaunas and earned All-Star honors in Lithuaniaôs top league é won the 2008 Lithuanian National Cup with BC Zalgiris Kaunas é won the 2008 Baltic League with BC Zalgiris Kaunas é made his debut with the senior team in 2007-08, while splitting time with the junior squad é won the 2007-08 Lithuanian National Championship with BC Zalgiris Kaunas é spent 2005-07 playing exclusively for Zalgiris-Sabonio mokykla Kaunas, which is Zalgiris Kaunasôjunior team in Lithuaniaôs second division é has been member of the Lithuanian U-16, U-18, U-19 and U-20 National Teams é won the silver medal at the 2008 European U-18 Championship é won a silver medal at the 2008 European U-20 Championship é played at the 2006 U-16, 2007 U-18 and 2009 U-20 European Championships é played at the 2009 World U-19 Championship é also represented Lithuania in Junior

National Team competition é honors included MVP of the 2008 Nike International Junior Tournament and MVP of the 2008 U-18 European Championship é member of the World Select Team at the 2009 Nike Hoop Summit.

In Life

Born Donatas Motiejunas on Sept. 20, 1990, in Kaunas, Lithuania é name is pronounced doh-NAH-tahs moe-tee-YOU-nus é nicknames include ñDonnyò and ñD-Moò é has a large tattoo on the chest of an eagle clutching a basketball é ñI really like the attitudes of eagles. They never give up. When they grab a fish or something else, they never let it go. It doesnôt matter. In a book, they write they find a skeleton of [an] eagle and there is no fish. It means that the fish beat him and killed him, but he didnôt let go.ò

In Transactions

An early entry candidate, selected by Minnesota in the first round (20th overall) in the 2011 NBA Draft é Houston acquired his draft rights from the Timberwolves along with Jonny Flynn and Minnesotaôs 2012 second-round selection in exchange for Brad Miller, the rights to Nikola Mirotic (23rd overall pick), a future first-round pick and cash considerations on June 23, 2011 é signed a multi-year contract with the Rockets on July 6, 2012 é assigned to the D-League Rio Grande Valley Vipers on Nov. 13, 2012, and was recalled on Nov. 25 é re-assigned to Rio Grande Valley on Dec. 14, 2012, and recalled on Dec. 18 é re-assigned to the Vipers on Jan. 22, 2013, and recalled on Jan. 28.

Chandler Parsons

PARSONS



#25

Forward

Height: 6-9
Weight: 227
NBA Experience: 2
College: Florida
High School: Lake Howell (Winter Park, FL)
Birthdate: October 25, 1988
Birthplace: Casselberry, FL
How Acquired: Drafted in the second round (38th overall) of the 2011 NBA Draft

Regular Season Career Highs

Minutes	48	11/16/12 at Portland
Field Goals	13	11/23/12 vs. New York
Field Goal Attempts	18	4/17/13 at L.A. Lakers (4)
3-Point Field Goals	6	3/8/13 at Golden State (2)
3-Point Attempts	10	11/12/12 vs. Miami
Free Throws	6	4/15/13 at Phoenix (2)
Free Throw Attempts	8	3/7/12 at Toronto
Offensive Rebounds	4	4/15/12 at Denver (2)
Defensive Rebounds	12	11/21/12 vs. Chicago
Rebounds	13	11/21/12 vs. Chicago
Assists	11	1/26/13 vs. Brooklyn
Steals	5	12/17/12 at New York
Turnovers	6	1/12/13 at Philadelphia
Blocked Shots	3	1/25/13 at New Orleans
Points	32	3/3/13 vs. Dallas

Parsons' Career Statistics

REGULAR SEASON YEAR	G-S	MIN	FGM-A	PCT	3FGM-A	PCT	FTM-A	PCT	REBOUNDS OFF-DEF-TOT	AST	PF-D	ST	TO	BLK	TP	RPG	APG	PPG
2011-12 (HOU)	63-57	1804	248-549	.452	60-178	.337	43-78	.551	90-210-300	134	142-1	73	81	29	599	4.8	2.1	9.5
2012-13 (HOU)	76-76	2758	456-939	.486	152-395	.385	113-155	.729	79-325-404	269	148-0	75	147	32	1177	5.3	3.5	15.5
TOTALS	139-133	4562	704-1488	.473	212-573	.370	156-233	.670	169-535-704	403	290-1	148	228	61	1776	5.1	2.9	12.8

PLAYOFFS YEAR	G-S	MIN	FGM-A	PCT	3FGM-A	PCT	FTM-A	PCT	REBOUNDS OFF-DEF-TOT	AST	PF-D	ST	TO	BLK	TP	RPG	APG	PPG
2012-13 (HOU)	6-6	238	42-93	.452	16-40	.400	9-14	.643	7-32-39	22	19-0	1	18	2	109	6.5	3.7	18.2
TOTALS	6-6	238	42-93	.452	16-40	.400	9-14	.643	7-32-39	22	19-0	1	18	2	109	6.5	3.7	18.2

#ANEWAGE

In 2012-2013

In his second season with the Rockets, averaged 15.5 points, 5.3 rebounds, 3.5 assists and 0.99 steals in 76 games (76 starts) é placed on the inactive list for one game (11/28/12) with a sore right shoulder and one game (4/1/13) due to sickness é DND for four games (4/5/13-4/12/13) with a strained right calf é voted in a starter and scored 13 points (6-9 FG) for Team Shaq in the 2013 BBVA Rising Stars Challenge (2/15/13), which was held during 2013 NBA All-Star Weekend in Houston é led (or tied) the Rockets in scoring 11 times, assists on eight occasions and rebounds in four games é registered 22 games of 20-plus points, including the first two 30-point outings of his career é finished with eight double-doubles é notched double-digit rebounds eight times and had one game with 10 or more assists é grabbed 12 rebounds vs. Portland (11/3/12) é posted 13 points (4-14 FG) and 10 boards vs. New Orleans (11/14/12) é added 19 points (8-15 FG) and 11 rebounds at Portland (11/16/12) é led the Rockets with 24 points (8-10 FG, 4-5 3FG) at the L.A. Lakers (11/18/12) é totaled 11 points (3-11 FG), a team-high 10 rebounds and a team-best five assists at Utah (11/19/12) é had another 18 points (7-13 FG) and a career-high 13 rebounds vs. Chicago (11/21/12), marking a second consecutive double-double é finished with 31 points (13-17 FG, 4-7 3FG, 1-2 FT) and four steals in a 131-103 win vs. New York (11/23/12), surpassing his previous high in scoring (25 points) with 26 points (11-13 FG, 3-4 3FG) in the first half alone é made at least one 3-pointer in a career-best 22 consecutive games played (4/15/12-12/4/12) é posted 18 points (6-17 FG, 5-6 FT), a game-high 10 rebounds and five assists vs. Dallas (12/8/12) é picked up 15 points (5-7 FG), nine rebounds, eight assists and two steals vs. Boston (12/14/12) é nabbed a career-high five steals at New York (12/17/12) é finished with 10 points (5-9 FG) and 10 rebounds vs. New Orleans (1/2/13) é made a career-high three blocked shots at New Orleans (1/25/13) é recorded 16 points (7-11 FG), a career-high 11 assists and six boards vs. Brooklyn (1/26/13), matching his previous career high in assists with eight in the first half alone (eight on 12/14/12 vs. Boston) é had 24 points (9-17 FG, 3-6 3FG) and 10 rebounds vs. Charlotte (2/2/13) é added 16 points (6-12 FG, 4-8 3FG) and eight assists vs. Golden State (2/5/13) é scored 20 points (8-14 FG, 4-8 3FG) vs. Portland (2/8/13) é collected 21 points (9-15 FG, 3-6 3FG), nine assists and eight boards in a 116-107 win at Golden State (2/12/13) é registered a career-high 32 points (12-13 FG, 2-2 FT) in a 136-103 win vs. Dallas (3/3/13), which included setting his career best of six 3-pointers made (6-7 3FG) é became the first Rockets player to hit 92 percent of his shots in a game with at least 13 field goal attempts since Otis Thorpe (24 points on .923, 12-13 FG on 3/31/90 vs. Minnesota) é led the Rockets with 26 points (9-13 FG) and a career-high-tying six 3-pointers made (6-8 3FG) in a 94-88 win at Golden State (3/8/13) é posted the longest 20-point streak of his career at six straight games (24 on 2/23/13, 20 on 2/27/13, 21 on 3/1/13, 32 on 3/3/13, 23 on 3/6/13 and 26 on 3/8/13), scoring a total of 146 points (24.3 ppg) on 56-of-88 (.636) from the field and 27-of-44 (.614) from beyond the arc over this run é recorded a career-high 13 consecutive double-digit scoring games (2/12/13-3/15/13) é added 20 points (8-17 FG, 2-7 3FG) and eight rebounds in a 96-95 win vs. San Antonio (3/24/13), hitting a key 3-pointer to bring the Rockets within one point at 93-92 with just 1:19 left in the contest é topped the Rockets with 29 points (12-18 FG, 3-6 3FG) in a 112-102 win at Sacramento (4/3/13).

In the NBA

Has averaged 12.8 points, 5.1 rebounds, 2.9 assists and 1.06 steals in 139 games (133 starts) with Houston é voted in as a starter for Team Shaq in the 2013 BBVA Rising Stars Challenge in Houston (2/15/13) é member of Team Texas for the Shooting Stars contest on All-Star Saturday Night in Orlando (2/25/12) é named to the NBA All-Rookie Second Team (2011-12) é has posted 20 or more points 27 times, including a pair of 30-point games é owns 10 career double-doubles. **2011-2012:** Named to the NBA All-Rookie Second Team in his first season with Houston after averaging 9.5 points, 4.8 rebounds, 2.1 assists and 1.16 steals in 63 games (57 starts) é was a DNP (CD) for one game (12/26/11) é DND for one game (3/17/12) due to illness and one other contest (4/26/12) with a bruised right shoulder é ranked near the top of nearly every statistical category among NBA rookies, including fourth in steals per game (1.16), tied for sixth in rebounding average (4.8), tied for ninth in scoring (9.5) and 10th in assists per game (2.1) é had five 20-point performances and two double-doubles é hit 80-of-152 (.526) shots and scored in double-digits 11 times during the month of Mar. 2012, twice reaching double-figure scoring in a season-high five consecutive games (3/2/12-3/10/12 and 3/20/12-3/27/12) é made his Rockets debut vs. San Antonio (12/29/11) é recorded all of his 13 points (3-3 3FG) in the fourth quarter at Memphis (12/30/11) é made his first career start vs. Oklahoma City (1/7/12), notching

In the NBA

a team-best eight boards and three steals é led the Rockets in scoring with the first 20-point game of his career in an 82-70 win at Charlotte (1/10/12), finishing with 20 points (9-16 FG) and seven rebounds é registering a team-high 21 points (9-16 FG, 3-5 3FG), seven boards and six assists in a 104-103 win at Oklahoma City (3/13/12) é dished a season-high seven assists vs. Charlotte (3/14/12) é led the Rockets with 20 points (8-16 FG) and a season-high 11 boards vs. Golden State (3/22/12), marking his first career double-double é posted a second consecutive double-double with 12 points (5-16 FG), a season-high-tying 11 rebounds and six assists vs. Dallas (3/24/12), which included nailing a 3-pointer with 3.3 seconds left in regulation to send the game into overtime é topped the Rockets with a season-high 23 points (10-13 FG, 3-5 3FG) at Miami (4/22/12), adding six rebounds and a season-best four steals é also played in one game with the Rockets in 2012 NBA Summer League.

In the Playoffs

2013: In his first career postseason, averaged 18.2 points, 6.5 rebounds and 3.7 assists in six games (six starts) with the Rockets é posted 21 points (8-12 FG, 3-6 3FG), seven boards and a game-high seven assists in Game Three vs. Oklahoma City (4/27/13) é registered playoff career highs of 27 points (11-21 FG, 3-6 3FG), 10 rebounds and eight assists in Game Four vs. Oklahoma City (4/29/13), marking his first career double-double in the postseason é finished with 25 points (8-14 FG) in Game Six vs. Oklahoma City (5/3/13), which included setting his playoff career high of six 3-pointers made (6-8 3FG).

In International Play

Invited to the 2013 USA Basketball Men's National Team mini-camp held in Las Vegas from July 22-25, 2013 é played with Cholet Basket (France) in 2011.

In College

Completed his four-year career at Florida ranked 12th all-time in school history with 1,452 points é became the first Gator ever to be named SEC Player of the Year in 2010-11 é First-Team All-SEC as a senior é also named to the SEC All-Tournament and AP All-America Teams in 2010-11, as well as First-Team NABC All-District 21 é in 2009-10, became the 45th Gator to score 1,000 career points during his junior campaign é was the first player in school history to hit two true buzzer-beaters, making a 75-footer to beat N.C. State (1/3/10), then a spot-up 3-pointer to beat South Carolina (1/23/10) é garnered Orange Bowl Classic MVP honors as a sophomore é earned SEC All-Freshman honors in 2007-08.

In Life

Born Chandler Parsons on Oct. 25, 1988, in Casselberry, Florida é son of Gary and Terri Parsons é grandfather, Don Parsons, played basketball at Rutgers and was drafted by the New York Knicks é graduated from UF with a degree in telecommunications é made the Final Four in each of his three years on the varsity level at Lake Howell High School, helping the Silver Hawks to a 31-3 mark and the 5A State championship as a senior é was the MVP of the 5A State championship é named a Jordan All-American, an All-Conference selection and a First-Team 5A All-State selection his senior year in high school.

In Transactions

Selected by Houston in the second round (38th overall) of the 2011 NBA Draft é signed by the Rockets on Dec. 17, 2011.

Game Changer.

The X1 Platform™ from XFINITY® is your Entertainment Operating System™ – an interactive TV experience that gives you instant access to all of your entertainment. With X1, get integrated search results across live TV, XFINITY On Demand™ and your DVR. With the Advanced DVR, you can now record up to four shows at once while watching the game. Plus, the sports app allows you to track multiple games at once and check the latest scores and standings right on your TV. Don't miss a minute of the action with X1, only from XFINITY.

1-800-XFINITY | comcast.com/x1

Proud Sponsor of the Houston Rockets

xfinity.
the future of awesome™

Restrictions apply. Not available in all areas. Call for restrictions and complete details, or visit comcast.com. ©2013 Comcast. All rights reserved.

Greg Smith

SMITH



#4

Forward/Center

Height: 6-10
Weight: 250
NBA Experience: 2
College: Fresno State
High School: Westwind Prep Academy (Phoenix, AZ)
Birthdate: January 8, 1991
Birthplace: Vallejo, CA
How Acquired: Signed from D-League's Rio Grande Valley Vipers on February 8, 2012

Regular Season Career Highs

Minutes	42	4/17/13 at L.A. Lakers
Field Goals	8	12/14/12 vs. Boston
Field Goal Attempts	12	3/27/13 vs. Indiana
3-Point Field Goals	0	—
3-Point Attempts	1	12/4/12 vs. L.A. Lakers
Free Throws	9	4/5/13 at Portland
Free Throw Attempts	12	4/5/13 at Portland
Offensive Rebounds	7	3/27/13 vs. Indiana
Defensive Rebounds	12	3/27/13 vs. Indiana
Rebounds	19	3/27/13 vs. Indiana
Assists	4	11/10/12 vs. Detroit
Steals	2	4/14/13 vs. Sacramento (3)
Turnovers	3	3/13/13 vs. Phoenix (2)
Blocked Shots	4	4/17/13 at L.A. Lakers (2)
Points	21	12/4/12 vs. L.A. Lakers

Smith's Career Statistics

REGULAR SEASON YEAR	G-S	MIN	FGM-A	PCT	3FGM-A	PCT	FTM-A	PCT	REBOUNDS OFF-DEF-TOT	AST	PF-D	ST	TO	BLK	TP	RPG	APG	PPG
2011-12 (HOU)	8-0	69	7-11	.636	0-0	—	0-0	—	5-15-20	1	17-0	2	1	5	14	2.5	0.1	1.8
2012-13 (HOU)	70-10	1110	170-274	.620	0-1	.000	81-130	.623	111-210-321	25	175-1	18	41	40	421	4.6	0.4	6.0
TOTALS	78-10	1179	177-285	.621	0-1	.000	81-130	.623	116-225-341	26	192-1	20	42	45	435	4.4	0.3	5.6

PLAYOFFS YEAR	G-S	MIN	FGM-A	PCT	3FGM-A	PCT	FTM-A	PCT	REBOUNDS OFF-DEF-TOT	AST	PF-D	ST	TO	BLK	TP	RPG	APG	PPG
2012-13 (HOU)	5-1	59	6-9	.667	0-0	—	6-12	.500	7-6-13	0	9-0	2	4	2	18	2.6	0.0	3.6
TOTALS	5-1	59	6-9	.667	0-0	—	6-12	.500	7-6-13	0	9-0	2	4	2	18	2.6	0.0	3.6

#ANEWAGE

In 2012-2013

In his second season with Houston, averaged 6.0 points and 4.6 rebounds in 70 games (10 starts) é placed on the inactive list for two games (11/2/12-11/3/12) due to sore left foot é was a DNP (CD) for six games (11/7/12-11/9/12; 11/12/12; 2/2/13; 2/6/13; 3/6/13) é NWT for one game (1/21/13) due to family reasons é also inactive for three additional games (2/10/13-2/13/13) while on D-League assignment é recorded his first two career 20-point performances and the first two double-doubles of his career é added six double-digit rebounding games é led (or tied) the Rockets in rebounds seven times é dished out a career-best four assists vs. Detroit (11/10/12) é registered a career-high 21 points (7-8 FG, 7-8 FT) to go with nine rebounds and two blocks in a 107-105 win vs. the L.A. Lakers (12/4/12) é had three blocks vs. San Antonio (12/10/12) and three vs. Washington (12/12/12) é finished with 20 points (8-9 FG), six boards and three blocks vs. Boston (12/14/12), which gave him at least three blocks in three straight games é scored 13 points on 5-of-5 shooting (3-4 FT) vs. Philadelphia (12/19/12) é posted his first career double-double with 11 points (5-5 FG) and 11 rebounds at Cleveland (1/5/13) é totaled 10 boards and three blocks at Dallas (1/16/13) é assigned to Houston's single-affiliation NBA D-League partner Rio Grande Valley on Feb 10 and recalled on Feb. 14 é averaged 12.3 points, 9.3 rebounds and 2.3 assists in three games with the Vipers é netted 10 points on 5-of-5 shooting at Brooklyn (2/22/13) é pulled down 12 rebounds vs. Phoenix (3/13/13) é scored 10 (4-4 FG) of his 12 points in the fourth quarter of a 108-100 comeback win vs. Minnesota (3/15/13) é led the Rockets with 13 boards vs. Cleveland (3/22/13) é came off the bench with 18 points (6-12 FG, 6-8 FT) and a career-high 19 rebounds (seven offensive) vs. Indiana (3/27/13), posting 10 points (3-4 FG, 4-5 FT) and nine boards in the second quarter alone en route to a 13-point, 11-rebound first half é made the first start of his NBA career vs. the L.A. Clippers (3/30/13) é netted 19 points (5-6 FG) behind a career-high 9-of-12 outing from the free throw line in a 116-98 win at Portland (4/5/13) é had 10 boards and matched his career-high four blocks (four on 2/19/12 vs. Utah) in 41:48 on the floor at the L.A. Lakers (4/17/13) é also topped the NBA in field goal percentage during the 2012 preseason, hitting 14-of-15 (.933) over four appearances with the Rockets.

In the NBA

Has recorded career averages of 5.6 points and 4.4 rebounds in 78 games (10 starts) with Houston é owns seven career double-digit rebounding performances é was also with the Rockets at the 2012 NBA Summer League in Las Vegas and at the 2013 Orlando Pro Summer League é played in the D-League with the Austin Toros (2010-11) and Rio Grande Valley Vipers (2011-12 and 2012-13). **2011-2012:** In his rookie season with Houston, averaged 1.8 points, 2.5 rebounds and 0.63 blocks in eight games é inactive for 23 games (2/8/12-2/17/12; 3/22/12-4/22/12) é DNP (CD) for six games (2/22/12; 3/2/12; 3/11/12-3/13/12; 3/18/12-3/20/12) é was also placed on the inactive list for three games (3/6/12-3/10/12) with a bruised tailbone, which he suffered at practice (3/5/12) é signed from Houston's single-affiliation NBA D-League partner Rio Grande Valley on Feb. 8, marking the first GATORADE Call-Up of his career é posted a game-high four blocks in his NBA debut vs. Utah (2/19/12) é finished out his rookie season with eight points (4-6 FG) and 10 rebounds vs. New Orleans (4/26/12) é named 2011-12 All-NBA D-League First Team and 2011-12 D-League All-Rookie First Team é selected as a 2012 NBA D-League All-Star é overall, averaged 16.6 points, 7.8 rebounds and 1.15 blocks in 26 games (21 starts) with the Vipers é finished as the 2011-12 D-League leader in field goal percentage (.668, 185-277 FG) é also tied for 10th in the D-League in double-doubles (10), tied for 10th in rebounding average (7.8) and was 16th in blocks per game (1.15).

In the Playoffs

2013: In his first career postseason, averaged 3.6 points and 2.6 rebounds in five games (one start) with the Rockets é was a DNP (CD) for one game (4/27/13) é made his NBA playoff debut in Game One at Oklahoma City (4/21/13), recording six points (2-4 FG) and three rebounds in a start at power forward é had a pair of blocked shots in Game Four vs. Oklahoma City (4/29/13).

In International Play

Began his professional career in Mexico with Soles de Mexicali in the LNBP.

In College

Averaged 11.7 points, 8.1 rebounds, and 1.1 blocks as a sophomore at Fresno State in 2010-11 é was also the 2009-10 WAC Freshman of the Year, which was voted on by the WAC head coaches.

In Life

Born Greg Smith on Jan. 8, 1991, in Vallejo, California é raised in Fresno, California é most admires his mother, Cheryl Duckworth, because she taught him to never give up é has one older sister, Ashely, and one younger brother, Divante é has a son, Greg Jr. é his uncle, Steve Shelley, was a two-year football letterwinner (1988-89) as a wide receiver at Fresno State and signed with the NFL's San Diego Chargers in 1990 é enjoys playing basketball and video games é favorite athletes are Michael Jordan and LeBron James because of their drive é biggest athletic thrill is dunking on people é earned All-Arizona State honors at Westwind Prep Academy and was nominated for the McDonald's All-America Team é previously attended Edison High School, where he was named 2009 Central Valley *Fresno Bee* Player of the Year.

In Transactions

Went undrafted in the 2011 NBA Draft é signed by Houston as a training camp invitee on Dec. 13, 2011 é waived by the Rockets on Dec. 22, 2011 é later signed from Houston's single-affiliation NBA D-League partner Rio Grande Valley on Feb. 8, 2012 é assigned by the Rockets back to the Vipers on Feb. 9, 2012, and recalled on Feb. 19 é re-assigned to the Vipers on Mar. 21, 2012, rejoining the Rockets on Apr. 8 following the conclusion of Rio Grande Valley's 2011-12 season é assigned to Rio Grande Valley on Feb 10, 2013, and recalled on Feb. 14.

Reggie Williams

WILLIAMS



#55

Guard

Height: 6-6
Weight: 205
NBA Experience: 4
College: Virginia Military Institute
High School: Prince George (Prince George, VA)
Birthdate: September 14, 1986
Birthplace: Prince George, VA
How Acquired: Signed as an unrestricted free agent on July 19, 2013

Regular Season Career Highs

Minutes	48	4/13/11 vs. Portland (2)
Field Goals	12	4/13/11 vs. Portland
Field Goal Attempts	22	3/28/10 at L.A. Clippers
3-Point Field Goals	8	12/8/10 at San Antonio
3-Point Attempts	10	12/8/10 at San Antonio
Free Throws	9	2/10/11 at Phoenix
Free Throw Attempts	10	2/10/11 at Phoenix
Offensive Rebounds	4	3/20/10 at Memphis
Defensive Rebounds	9	4/11/10 vs. Oklahoma City
Rebounds	9	4/13/10 vs. Utah (2)
Assists	8	11/3/10 vs. Memphis
Steals	3	11/14/12 at Minnesota (6)
Turnovers	5	1/3/11 at Orlando
Blocked Shots	2	4/6/10 at Washington
Points	31	12/8/10 at San Antonio

Williams' Career Statistics

REGULAR SEASON YEAR	G-S	MIN	FGM-A	PCT	3FGM-A	PCT	FTM-A	PCT	REBOUNDS OFF-DEF-TOT	AST	PF-D	ST	TO	BLK	TP	RPG	APG	PPG
2009-10 (GSW)	24-10	782	140-283	.495	33-92	.359	52-62	.839	18-92-110	66	49-0	23	29	6	365	4.6	2.8	15.2
2010-11 (GSW)	80-9	1626	268-572	.469	102-241	.423	100-134	.746	45-171-216	121	124-1	28	57	3	738	2.7	1.5	9.2
2011-12 (CHA)	33-13	747	106-255	.416	33-107	.308	29-40	.725	27-66-93	60	34-0	20	33	3	274	2.8	1.8	8.3
2012-13 (CHA)	40-0	380	57-132	.432	22-72	.306	10-21	.476	8-43-51	39	19-0	12	19	1	146	1.3	1.0	3.6
TOTALS	177-32	3535	571-1242	.460	190-512	.371	191-257	.743	98-372-470	286	226-1	83	138	13	1523	2.7	1.6	8.6

#ANEWAGE

In 2012-2013

Appeared in 40 games with Charlotte, averaging 3.6 points, 1.3 rebounds and 1.0 assists é scored in double figures twice, including a season-high 12 points (5-7 FG, 2-3 3FG) in an 88-83 win vs. Philadelphia (4/3/13) é led (or tied) the team in assists twice and in steals twice é set season highs with five rebounds and five assists vs. Oklahoma City (3/8/13).

In the NBA

Has averaged 8.6 points, 2.7 rebounds and 1.6 assists in 20.0 minutes per game over 177 career outings (32 starts) with the Golden State and Charlotte. **2011-2012:** Played in 33 games (13 starts) with the Bobcats, averaging 8.3 points, 2.8 rebounds and 1.8 assists in 22.6 minutes per outing é missed the season's first 21 games after having left knee surgery é reached double figures 12 times, including three games of 20 or more points é recorded 21 points, a season-high seven rebounds and a season-best six assists at Phoenix (2/4/12) é recorded back-to-back 20-point outings with another 21 points at Boston (2/7/12) é scored a season-high 22 points at Toronto (2/17/12), capping off a season-long, three-game scoring stretch with double figures. **2010-2011:** Appeared in a career-high 80 games (nine starts) for the Warriors in, averaging 9.2 points, 2.7 rebounds and 1.5 assists in 20.3 minutes per contest é ranked ninth in the NBA in 3-point field goal percentage (.423, 102-241 FG) é scored in double figures 33 times, including five 20-points games é scored in double digits in seven consecutive games (12/8/10-12/21/10) to mark the longest such streak of his career é netted a career-high 31 points on a career-best eight 3-pointers made (8-10 3FG) at San Antonio (12/8/10) é made eight consecutive 3-point attempts over a three-game span (1/28/11-2/3/11), matching a then-franchise record for most consecutive 3-point field goals made without a miss (joining Jon Barry and Jerry Richardson) é played a career-high-tying 48 minutes in the season finale vs. Portland (4/13/11), recording 28 points on a career-high 12 made field goals (12-18 FG, 4-8 3FG). **2009-2010:** Appeared in 24 games (10 starts) for Golden State after joining the team on Mar. 2 é averaged 15.2 points, 4.6 rebounds and 2.8 assists in 32.6 minutes per outing é in his 10 starts, averaged 16.1 points, 5.6 boards, 3.6 assists and 1.3 steals in 41.5 minutes é scored in double figures 19 times, including eight games with 20 points or more é netted 20-plus points in four of six games (3/22/10-4/2/10), averaging 19.7 points, 5.0 rebounds and 2.5 assists during that stretch é was one of just three players in the NBA to score 18 points or more in the fourth quarter of a game on more than one occasion (LeBron James and Amaré Soudemire) é prior to joining the Warriors, played in 31 games with the Sioux Falls Skyforce of the NBA D-League, averaging 26.4 points, 5.5 rebounds, 3.2 assists and 1.5 steals in 40.0 minutes é appeared in 2010 D-League All-Star Game é named NBA D-League Player of the Month in Feb. 2010 é at the time of his call-up, led D-League in scoring among all qualified players.

In International Play

Prior to NBA, appeared in 30 games for JDA Dijon Bourgogne in France's ProA league, averaging 12.5 points, 5.3 rebounds and 2.6 assists in 2008-09.

In College

As a collegian, appeared in 112 career games over four seasons at VMI, averaging 22.8 points, 7.8 rebounds, 3.3 assists and 1.5 steals é led the nation in scoring his junior (28.1) and senior (27.6) seasons, becoming the ninth player in NCAA Division I history to lead the country in scoring in multiple campaigns é finished his collegiate career as the all-time leading scorer in both VMI and Big South Conference history with 2,556 points é also ranked first in VMI history in career field goals (933), second in free throws (494), fourth in rebounds (820), sixth in assists (368) and sixth in steals (175) é was named First-Team All-Big South as a junior and senior, as well as earning Second-Team All-Big South honors as a sophomore é had his #55 jersey retired at halftime of a VMI football game in 2010, becoming just the third basketball player in school history to have his jersey retired.

In Life

Born Reginald Leon Williams II on Sept. 14, 1986, in Prince George, Virginia é has one younger brother, Eric é was active in Warriors community outreach programs during his two seasons in Golden State é majored in psychology é enjoys all sports and is a fan of the Oakland Raiders and the San Francisco Giants é enjoys watching English Premier League soccer as a Chelsea supporter é his favorite beverage is an Arnold Palmer.

In Transactions

Was not selected in the 2008 NBA Draft é entered the NBA with Golden State as a GATORADE Call-Up from the NBA D-League's Sioux Falls Skyforce, signing the first of two 10-day contracts with the Warriors on Mar. 2, 2010 é signed for the remainder of the season with Golden State on Mar. 22, 2010 é signed with Charlotte as a free agent on Dec. 15, 2011 é signed by Houston as a free agent on July 19, 2013.

HOUSTON ROCKETS

#1 Isaiah Canaan

Position: Guard Å**Height:** 6-0 Å**Weight:** 188
NBA Experience: R
College: Murray State
High School: Biloxi High School (Biloxi, MS)
Birthdate: May 21, 1991, Biloxi, MS
How Acquired: Drafted in the second round (34th overall) of the 2013 NBA Draft

In the NBA

On Rockets roster for the 2013 Orlando Pro Summer League, but did not play due to an ankle injury.

In College

Played in 132 career games over four seasons at Murray State, averaging 15.5 points, 2.8 rebounds and 2.9 assists é first MSU player to be drafted into the NBA since Marcus Brown in 1996 é finished his career as the sixth Murray State player to reach 2,000 points (2,050) and was 17th all-time in the Ohio Valley Conference é hit 304-of-725 (.419) from beyond the arc over his collegiate career é was named Ohio Valley Conference Player of the Year as a junior and OVC Co-Player of the Year as a senior é also earned Honorable Mention All-America honors from *The Associated Press* as a senior after ranking first on team in scoring (21.8 ppg), assists (4.3 apg) and steals (1.52 spg) é scored in double figures in all 31 games in 2012-13 é netted a season-high 35 points against Morehead é added 22 points, a career-high 10 assists and nine rebounds against Belmont State é as a junior, also ranked first on team in scoring (19.0 ppg) and assists (3.6 apg) é stood first on the Racers in scoring (11.7 ppg) and third in assists (2.4 apg) as a sophomore é led the Racers to their second straight OVC regular season championship in 2010-11 é named Freshman of the Year after ranking second on squad in scoring (10.4 ppg) and fourth in assists (1.6 apg).

In Life

Born Isaiah André Canaan on May 21, 1991, in Biloxi, Mississippi é son of Sardie Canaan and Nicole Martin é grandmother is Bettye Ramsey é majored in advertising in college é family lived out of a FEMA trailer for two years after Hurricane Katrina hit Biloxi é does not know where he got his first and only NBA jersey, but he remembers it fondly as a No. 1 Tracy McGrady Rockets jersey, which he lost in Hurricane Katrina é played in a summer Adidas Nations camp where his coach was Rockets assistant Kelvin Sampson é was named a finalist for Mississippi Mr. Basketball after leading Biloxi High School to the 5A State championship and a 30-3 record é was also the Mississippi State Tournament MVP é named All-State as a junior and senior at Biloxi.

In Transactions

Selected by Houston with the 34th overall pick in the 2013 NBA Draft é Rockets announced his signing on July 14, 2013.

Canaan's Career Statistics

COLLEGE YEAR	G-S	MIN	FGM-A	PCT	3FGM-A	PCT	FTM-A	PCT	REBOUNDS OFF-DEF-TOT	AST	PF-D	ST	TO	BLK	TP	RPG	APG	PPG
2009-10 (MUR)	36-0	733	121-243	.498	54-112	.482	77-99	.778	12-69-81	56	69-1	31	60	1	373	2.3	1.6	10.4
2010-11 (MUR)	32-20	900	112-269	.416	58-144	.403	93-125	.744	15-46-61	76	58-0	34	64	3	375	1.9	2.4	11.7
2011-12 (MUR)	33-33	1112	187-400	.468	98-215	.456	154-184	.837	27-87-114	120	55-0	45	89	2	626	3.5	3.6	19.0
2012-13 (MUR)	31-30	1131	215-499	.431	94-254	.370	152-185	.822	19-91-110	133	58-0	47	98	4	676	3.5	4.3	21.8
TOTALS	132-83	3876	635-1411	.450	304-725	.419	476-593	.803	73-293-366	385	240-1	157	311	10	2050	2.8	2.9	15.5

#33 Robert Covington

Position: Forward Å**Height:** 6-9 Å**Weight:** 215
NBA Experience: R
College: Tennessee State
High School: Proviso West (Hillside, IL)
Birthdate: December 14, 1990, Bellwood, IL
How Acquired: Signed as a rookie free agent on July 14, 2013

In the NBA

Averaged 12.4 points, 5.0 rebounds and 2.40 steals in five games (two starts) with Houston at the 2013 Orlando Pro Summer League.

In College

Averaged 14.8 points, 7.4 rebounds, 1.53 steals and 1.27 blocks in 118 career games (112 starts) over four seasons at Tennessee State é finished career seventh all-time in school history with 1,750 points and seventh with 876 rebounds é named Second Team All-Ohio Valley Conference as a senior and sophomore, while earning First Team All-OVC honors as a junior é also named to the Ohio Valley Conference All Newcomer Team as a freshman é as a senior in 2012-13, ranked first on team in scoring (17.0 ppg), steals (2.17 spg) and blocks (1.70 bpg), while ranking second in rebounds (8.0 rpg) é named to the 2013 Portsmouth Invitational All-Tournament Team é was also first on the team in scoring (17.8 ppg), rebounds (7.9 rpg), steals (1.55 spg) and blocks (1.36 bpg) as a junior in 2011-12.

In Life

Born Robert Covington on Dec. 14, 1990, in Bellwood, Illinois é son of Dennis Covington and Teresa Bryant é majored in human performance and sports science at Tennessee State é led Proviso West High to the West Suburban championship as a senior year, earning West Suburban Conference Player of the Year.

In Transactions

Went undrafted in the 2013 NBA Draft é Houston announced his signing on July 14, 2013.

Covington's Career Statistics

COLLEGE YEAR	G-S	MIN	FGM-A	PCT	3FGM-A	PCT	FTM-A	PCT	REBOUNDS OFF-DEF-TOT	AST	PF-D	ST	TO	BLK	TP	RPG	APG	PPG
2009-10 (TNST)	32-28	873	134-313	.428	37-96	.385	63-79	.797	75-133-208	37	89-3	34	71	35	368	6.5	1.2	11.5
2010-11 (TNST)	30-30	923	150-300	.500	40-87	.460	61-78	.782	71-154-225	35	104-7	46	71	31	401	7.5	1.2	13.4
2011-12 (TNST)	33-32	1028	212-403	.526	65-145	.448	100-129	.775	95-165-260	43	97-1	51	77	45	589	7.9	1.3	17.8
2012-13 (TNST)	23-22	712	128-294	.435	40-103	.388	96-113	.850	65-118-183	30	64-3	50	56	39	392	8.0	1.3	17.0
TOTALS	118-112	3536	624-1310	.476	182-431	.422	320-399	.802	306-570-876	145	354-14	181	275	150	1750	7.4	1.2	14.8



#35 Jordan Henriquez

Position: Center Å**Height:** 6-11 Å**Weight:** 250
NBA Experience: R
College: Kansas State
High School: The Winchendon School (Winchendon, MA)
Birthdate: August 29, 1989, Baldwin, NY
How Acquired: Signed as a rookie free agent on August 2, 2013

In the NBA

Averaged 4.3 points and 3.8 rebounds in four games (one start) with Houston at the 2013 Orlando Pro Summer League.

In College

Averaged 4.7 points, 4.5 rebounds and 1.67 blocks in 126 career games (41 starts) over four seasons at Kansas State é finished his career as K-State's career leader in blocked shots (210) é played in 33 games (21 starts) as a senior, averaging 5.0 points, 5.0 rebounds and 1.94 blocks é helped Kansas State post a 27-8 overall record en route to its first-ever Big 12 regular season championship and a fourth consecutive trip to the NCAA Tournament é the 27 wins in 2012-13 were the second most in school history é captured the Mitch Richmond Mr. Basketball Award after leading the Wildcats in blocked shots (64) in 2012-13 é as a junior, saw action in 32 games (14 starts) é named to the Big 12 All-Defensive Team after breaking the school career and single-season (77) marks for blocked shots é ranked second in the Big 12 in blocked shots in both overall (2.4 bpg) and league-only games (2.2 bpg) in 2011-12 é saw action in all 34 games as a sophomore (one start) and played in 27 games (five starts) as a freshman.

In Life

Born Anthony Jordan Luis Henriquez Roberts on Aug. 29, 1989, in Baldwin, New York é parents are Anthony Roberts and Lisa Henriquez é raised in Port Chester, New York é major is social science with emphasis in education at Kansas State é played his AAU ball with the Long Island Lightening é was a two-year letterman at Port Chester High School (Port Chester, NY) before playing one season at The Winchendon School (Winchendon, MA) é as a freshman and sophomore, played at the now-defunct Rice High School in New York City, NY.

In Transactions

Went undrafted in the 2013 NBA Draft é Houston announced his signing on Aug. 2, 2013.

Henriquez's Career Statistics

COLLEGE YEAR	G-S	MIN	FGM-A	PCT	3FGM-A	PCT	FTM-A	PCT	REBOUNDS OFF-DEF-TOT	AST	PF-D	ST	TO	BLK	TP	RPG	APG	PPG
2009-10 (KSU)	27-5	265	20-48	.417	0-0	—	16-32	.500	22-45-67	7	47-1	3	12	26	56	2.5	0.3	2.1
2010-11 (KSU)	34-1	463	47-103	.456	0-0	—	31-58	.534	57-89-146	13	77-4	8	19	43	125	4.3	0.4	3.7
2011-12 (KSU)	32-14	653	92-169	.544	0-0	—	60-108	.556	74-111-185	22	78-0	7	51	77	244	5.8	0.7	7.6
2012-13 (KSU)	33-21	525	68-134	.507	0-0	—	28-72	.389	75-89-164	13	80-4	7	26	64	164	5.0	0.4	5.0
TOTALS	126-41	1906	227-454	.500	0-0	—	135-270	.500	228-334-562	55	282-9	25	108	210	589	4.5	0.4	4.7



#15 B.J. Young

Position: Guard Å**Height:** 6-3 Å**Weight:** 180
NBA Experience: R
College: Arkansas
High School: McCluer North (St. Louis, MO)
Birthdate: May 26, 1993, St. Louis, MO
How Acquired: Signed as a rookie free agent on July 14, 2013

In the NBA

Played with the Rockets in the 2013 Orlando Pro Summer League, averaging 11.8 points on 16-of-31 (.516) shooting from the field over four games.

In College

Played in 63 career games (32 starts) over his two-year career at Arkansas, posting career averages of 15.2 points, 3.3 rebounds and 2.8 assists é earned Second-Team All-SEC honors as a sophomore and freshman é named to the SEC All-Freshman Team é ranked first on team in scoring (15.2 ppg), assists (3.4 apg) and minutes played (27.9 mpg), while finishing third in rebounding (3.5 rpg) as a sophomore in 2012-13 é as a freshman in 2011-12, ranked second on team in scoring (15.3 ppg) and third in assists (2.3 apg) é was the leading scorer among freshmen in the SEC é given team Offensive Player of the Year award by the Razorback coaches in 2011-12.

In Life

Born B.J. Young on May 26, 1993, in St. Louis, Missouri é son of Floyd Bell and Charrallotte Young é was enrolled in the Fulbright College of Arts and Sciences é named Athlete of the Year, MVP, All-Tournament and All-State as a senior at McCluer North High School (St. Louis, MO) é scored more than 2,000 points in his prep career é led McCluer North to a 6A State championship as a senior.

In Transactions

An early entry candidate for the 2013 NBA Draft, but went undrafted é Houston announced his signing on July 14, 2013.

Young's Career Statistics

COLLEGE YEAR	G-S	MIN	FGM-A	PCT	3FGM-A	PCT	FTM-A	PCT	REBOUNDS OFF-DEF-TOT	AST	PF-D	ST	TO	BLK	TP	RPG	APG	PPG
2011-12 (ARK)	32-7	807	177-351	.504	50-121	.413	84-113	.743	29-70-99	73	64-2	37	74	8	488	3.1	2.3	15.3
2012-13 (ARK)	31-25	866	180-401	.449	25-110	.227	85-127	.669	32-78-110	105	52-0	21	64	8	470	3.5	3.4	15.2
TOTALS	63-32	1673	357-752	.475	75-231	.325	169-240	.704	61-148-209	178	116-2	58	138	16	958	3.3	2.8	15.2

Jon Diebler

Pos: G/F Å**Ht:** 6-6 Å**Wt:** 205 Å**DOB:** 6/22/88
College: Ohio State

In the NBA

Houston acquired his rights from Portland as part of a three-team trade on July 20, 2012 é originally drafted in the second round (51st overall) by the Trail Blazers in the 2011 NBA Draft.

In College

Averaged 10.7 points (.416, 374-900 3FG), 2.8 rebounds and 1.9 assists over his four seasons at Ohio State é set the Big Ten record for career 3-pointers made with 374, including a school-record 10 in one game at Penn State é picked Third-Team All-Big Ten as a senior é led the nation in 3-point shooting in 2010-11 (.502, 114-227 3FG), setting both the Ohio State and Big Ten records for 3-pointers made.

In International Play

Spent the 2011-12 season with Greek team Panionios é signed a contract with Pýnar Karsýyaka of the Turkish Basketball League in the summer of 2012.

Axel Hervelle

Pos: F Å**Ht:** 6-9 Å**Wt:** 240 Å**DOB:** 5/12/83
Country: Belgium (Liège)

In the NBA

Selected by Denver in the second round (52nd overall) of the 2005 NBA Draft é played with the Nuggets in the 2005 Summer League é Houston acquired his draft rights from Denver in exchange for James White on Sept. 22, 2009.

In International Play

Has played the last four seasons with Bizkaia Bilbao Basket (Spain) after joining the club in Jan. 2010 é participated at the 2011 European Championship é played with Real Madrid (Spain) from the 2004-05 season through Dec. 2009 é captured two ACB League titles (2004-05, 2006-07) and one ULEB Cup (2006-07) with Real Madrid é played with RBC Verviers-Pepinster (Belgium) in the Belgian First Division (2000-04) before signing with Real Madrid é spent his early basketball years with Hannut Liège é also a member of the Belgian National Team é played at the 2011 European Championship é participated in the 1999 European Championship for Cadets (U-16), the 2000 European Championship for Junior Men (U-18) and the 2002 European Championship for Young Men (U-20).

Maarty Leunen

Pos: F Å**Ht:** 6-9 Å**Wt:** 220 Å**DOB:** 9/3/85
College: Oregon

In the NBA

Selected by Houston in the second round (54th overall) of the 2008 NBA Draft. **2010:** Averaged 2.6 points and 2.8 boards in five games (one start) with Houston in the 2010 NBA Summer League. **2009:** Averaged 9.8 points, 5.4 boards and 2.6 assists in five games (five starts) with the Rockets in the 2009 NBA Summer League. **2008:** Averaged 16.0 points and 4.8 boards over five games with Houston in the 2008 NBA Summer League.

In College

Averaged 9.9 points (.503, 418-831 FG; .397, 131-330 3FG), 7.1 rebounds and 1.8 assists over his college career é named Second-Team All-Pac-10 as a senior and earned Honorable Mention All-Conference honors as a junior é finished collegiate career as Oregon's second all-time leader in rebounds (903) é also ranked 17th all-time in scoring (1,259 points), seventh in steals (121) and ninth in 3-point field goal percentage (.397) é led the Ducks in rebounds per game (9.2, fourth in Pac-10) and ranked second in scoring average (15.2) as a senior é also ranked second in the league in 3-point field goal percentage (.492) and seventh in field goal percentage (.559).

In International Play

Has played with Pallacanestro Cantù (Italy) for the last four seasons (2009-13) é saw action with Darussafaka Istanbul (Turkey) in 2008-09 é participated as a member of Team USA at the 2007 Pan American Games and played in the 2004 Global Games.

Sergio Llull

Pos: G Å**Ht:** 6-3 Å**Wt:** 190 Å**DOB:** 11/15/87
Country: Spain (Mahon)

In the NBA

Selected by the Denver Nuggets in the second round (34th overall) of the 2009 NBA Draft é Houston acquired his draft rights from Denver in exchange for cash considerations on June 25, 2009.

In International Play

Currently plays with Real Madrid and Spain é won the 2012 King's Cup (Spanish National Cup) with Real Madrid é named the 2012 King's Cup Final MVP é earned 2011 All-Euroleague Second Team with Real Madrid é helped Spain capture the EuroBasket title at the 2009 and 2011 FIBA European Basketball Championship é also participated with Spain in the FIBA World Championship 2010 in Turkey é won silver medals at the Copa del Rey and the ACB Super Cup in 2009-10 with Real Madrid é played in his second full season with Real Madrid in 2008-09 é joined Real Madrid late during the 2006-07 season, helping to capture the ACB League title in 2006-07 é made his pro debut in 2005-06 with Basquet Manresa in the Spanish ACB and played for Finques Olesa in the EBA é also competed for Basquet Manresa in the LEB through 2006-07 é was a member of Spain's U-18 and U-20 National Teams, winning a gold medal at the U-20 European Championship in 2004 and a silver medal at the U-20 Championship in 2007.

Brad Newley

Pos: G Å**Ht:** 6-6 Å**Wt:** 195 Å**DOB:** 2/18/85
Country: Australia (Adelaide)

In the NBA

Chosen by Houston with a second-round selection (54th overall) in the 2007 NBA Draft, which was acquired by the Rockets from Orlando for cash considerations on June 28, 2007 é pick was originally obtained by the Magic from the Cleveland Cavaliers. **2009:** Averaged 6.8 points, 2.6 rebounds and 0.6 assists in five games (three starts) with Houston in the 2009 NBA Summer League. **2007:** Averaged 3.3 points and 3.0 rebounds in three games with the Rockets in the 2007 NBA Summer League.

In International Play

Has played with Gran Canaria (Spain) since Jan. 2012 é signed with Lithuanian champion Lietuvos Rytas Vilnius for 2010-11 é was a Lithuanian Basketball League All-Star in 2011 é participated with Australia in the FIBA World Championship 2010 in Turkey é played with Besiktas ColaTurka Istanbul (Turkey) in 2009-10, averaging 17.6 points, 4.5 rebounds and 1.3 assists in 28 Turkish League games é averaged 10.6 points, 4.4 rebounds and 0.8 assists in 28 league games for Panellinios Athens (Greece) in 2008-09 é in the 2008 Olympics, averaged 12.7 points, 2.5 rebounds and 1.3 assists é played with Panionios Athens (Greece) in 2007-08 é averaged 19.2 points per game over the previous three seasons with the Townsville Crocodiles in the NBL, which is Australia6s premier professional basketball league é in 2006-07, averaged 22.4 points, 5.4 rebounds and 3.2 assists to earn Second-Team All-NBL honors é also collected 2005 NBL Rookie of the Year and Best Sixth Man honors, becoming the first player in league history to win both awards é selected to the 2005 and 2006 NBL All-Star Games, winning MVP honors in 2005 after recording 35 points, seven assists and four rebounds é averaged 12.7 points (.571, 28-49 FG; .450, 9-20 3FG) in six games played with Australia during the 2008 Beijing Olympic Games é also played with the Australian National Team at the 2006 World Championships held in Japan, averaging 8.2 points in six games.

Kostas Papanikolaou

Pos: F Å**Ht:** 6-8 Å**Wt:** 225 Å**DOB:** 7/31/90
Country: Greece (Trikala)

In the NBA

Name is pronounced KOE-stahs PAPA-nick-o-lao é originally selected by the New York Knicks in the second round (48th overall) of the 2012 NBA Draft é his draft rights were later acquired by Portland in a sign-and-trade deal involving guard Raymond Felton on July 16, 2012 é Houston acquired his draft rights in a trade with the Trail Blazers on July 10, 2013.

In International Play

Continues to play oversees with Olympiacos Piraeus in the Greek League é voted the Euroleague Rising Star Trophy winner for the 2012-13 season and helped Olympiacos capture the 2013 Euroleague Championship é the Reds defeated Real Madrid, 100-88, at The O2 in London to become just the fourth team to win back-to-back Euroleague titles in the Final Four era é in 2011-12, led Olympiacos past CSKA Moscow in the Euroleague Championship Game, scoring a season-high 18 points on 3-for-3 3-point shooting in leading the Reds back from an 18-point deficit to a thrilling 62-61 victory é made his pro debut in the Greek League with Aris Thessaloniki in 2008-09, earning the 2009 Greek League6s Best Young Player honor and was named MVP of the 2009 Greek Youth All-Star Game é is also a member of the Greek National Team.

Marko Todorovic

Pos: C Å**Ht:** 6-11 Å**Wt:** 240 Å**DOB:** 4/19/92
Country: Montenegro (Podgorica)

In the NBA

Last name is pronounced toe-DOE-row-vitch é an early entry candidate, drafted by Portland in the second round (45th overall) of the 2013 NBA Draft é Houston acquired his draft rights in a trade with the Trail Blazers on July 10, 2013.

In International Play

Made his ACB debut at the age of 18 with Spanish team DKV Joventut Badalona é played two seasons with Joventut before moving to F.C. Barcelona in 2012-13 é also competed for Prat Juventud in LEB Silver (Spain6s third division) from 2010-12 é with the National Team, represented Montenegro at the youth level in international play in the 2011 U-20 European Championship and at the 2008 U-16 European Championship.

#ANEWAGE

MORE PREGAME
MORE HALFTIME
MORE POSTGAME

BEFORE, DURING & AFTER EVERY ROCKETS GAME

CSN

YOUR HOME OF YOUR HOME TEAMS | WWW.CSNHOUSTON.COM

Schedule subject to change. Blackouts may apply.

The Business Team

Marcus Jolibois

Chief Financial Officer

Marcus Jolibois is in his 20th season as the organization's Chief Financial Officer. He oversees all accounting, financial and administrative operations for the Houston Rockets and Toyota Center. In addition, Jolibois is responsible for the development and maintenance of the organization's data and information systems.

Jolibois also oversees the financial and administrative operations of the Clutch City Foundation, the non-profit charitable foundation established by Owner Leslie Alexander. He is also a member of the Senior Management Team for the Rockets and Toyota Center.

A 1981 graduate of Gonzaga University in Spokane, Washington, Jolibois joined the Rockets staff on November 15, 1994, after working for eight years at Levitz, Zacks and Ciceric in San Diego, California. He served as the audit manager for the firm from 1986-94. Prior to his time with Levitz, Zacks and Ciceric, Jolibois worked for two years as an operational and financial auditor for a Fortune 50 Company in San Diego. From 1981-84, he began his accounting career with Peterson, Sullivan, and Co. in Seattle.

Jolibois, a native of Tacoma, Washington, and his wife, Diane, live in The Woodlands with their four sons, Andrew, Connor, Scott and Luke.

Scott Andrews

Vice President & Chief Strategy Officer

Scott Andrews is in his second season as the organization's Vice President & Chief Strategy Officer. He oversees all aspects of business strategy and market research, team marketing and brand development, promotions, advertising, digital and social media marketing, game presentation, as well as the Rockets retail organization.

Andrews joined the Rockets after a 14-year career in the casino gaming industry, most of that time with Harrah's Entertainment (now Caesars Entertainment) in Las Vegas ï the world's largest gaming company. Andrews had a number of positions at Harrah's, including Vice President of Marketing for the western division. In that role Andrews, was responsible for providing all strategic and operational direction to marketing across twelve casino properties in the U.S. and abroad. His responsibilities included relationship marketing, internet and e-mail strategy, direct mail, casino VIP marketing, special events and promotions, brand management and revenue/pricing management. Andrews also worked for Penn National Gaming's M Resort as Chief Marketing Officer. Prior to his time in gaming, Scott spent four years as a management consultant in Cambridge, Massachusetts with Integral, Inc.

Andrews graduated from Brown University with a dual bachelor's degree in economics and political science in 1992, and earned his MBA from The Tuck School at Dartmouth College in 1998.

A native of Medfield, Massachusetts, Andrews resides in downtown Houston with his wife, Rana.

John R. Croley

Vice President of Corporate Development

John R. Croley begins his second season with the Houston Rockets as the organization's Vice President of Corporate Development. He oversees all aspects of contract negotiations, asset development and pricing, radio inventory management, partner contractual activation and customer service for Houston's corporate partners. Croley also serves on the Senior Management Team.

Croley joined the Rockets after spending 14 seasons with the Oklahoma City franchise and served as the Vice President of Business Development. Prior to joining the Oklahoma City franchise, Croley held an executive-level position as the Director of Public Assembly Facilities for the City of Tacoma, Washington, which included responsibility for Tacoma Dome, Cheney Stadium and Tacoma Convention & Trade Center.

Before his work in Tacoma, Croley served as Executive Director for Ogden Entertainment Services at numerous Ogden sports and entertainment facilities, including the Sullivan Arena & Egan Convention Center in Anchorage, Alaska, Sioux Falls Arena & Stadium in Sioux Falls, South Dakota, Roberts Municipal Stadium & Mesker Amphitheater in Evansville, Indiana, and the SeaGate Convention Center in Toledo, Ohio.

Croley's accomplishments in the industry have garnered several awards including Ogden Entertainment Services' 1990 Top Performer of the Year in the Sports & Entertainment Division, Poll Star Magazine's nominee and 1995 runner-up for Arena Executive of the Year for Sports & Entertainment Facilities Nationwide and the City of Tacoma's Top 10 Performers of the Year in 1997 and 1998.

A native of Tennessee, Croley and his wife, Gemma, live in Kingwood, TX. Croley, who is on the board of Make-A-Wish Texas Gulf Coast & Louisiana, has three children, John, Alison and Macy, who live in Tacoma, WA.

Gretchen Sheirr

Vice President of Sales & Services

Gretchen Sheirr is entering her 13th season with the Houston Rockets. As Vice President of Sales & Service, Sheirr's duties include the development of creative sales strategies and service practices for customer retention and new business generation, supervision of the suite sales and activation, ticket sales and service, and box office teams, as well as the integration of all ticketed related events and promotions. She is also a member of the Senior Management Team.

Sheirr joined the organization in 2001. Prior to the Rockets, she worked in indoor soccer with the Houston Hotshots and with Game Face Inc. in Portland, Oregon.

A native of Spring, Texas, Sheirr graduated from Louisiana State University in Baton Rouge with a degree in marketing. She also was a four-year letterwinner as a diver for LSU. Gretchen was elected and currently serves on the Baylor Sports Sponsorship & Sales Advisory Board, Target Hunger, and is a member of the Executive Women's Partnership. She and her husband, Ken, live in The Woodlands with their twins, Jordan and Zachary.

Rafael Stone

General Counsel

Rafael Stone is in his 10th season as General Counsel of the Houston Rockets and Toyota Center. He is responsible for all legal matters concerning business, building and team operations. His major areas of focus include legal matters for Toyota Center, television and radio agreements, community relations, sponsorship agreements, intellectual property matters, human resources matters, risk management, and compliance with league rules. In addition, Stone assists the basketball operations staff with the management of legal issues relating to the team. He is also a member of the organization's Senior Management Team.

Prior to joining the Rockets and Toyota Center, Stone practiced in Dewey Ballantine LLP's mergers and acquisitions and capital markets group. While with Dewey Ballantine, Stone represented acquirers, targets, investment banks, investors and issuers in numerous acquisitions and financings.

A native of Seattle, Washington, Stone received a bachelor's degree in history and political science from Williams College in 1994 and graduated from Stanford Law School in 1997. He also played varsity basketball at Williams College for four years. Stone presently resides in Houston with his wife, Felicia, and their three children.

Tilman J. Fertitta

Advisory Director

Tilman Fertitta is the sole owner, Chairman, and CEO of Landry's, Inc., one of America's leading dining, entertainment, and gaming and hospitality companies. Landry's is the nation's largest privately held restaurant, entertainment and gaming company owned by one individual and has combined revenues of $2.8 billion dollars and assets of over $3 billion. The Company operates over 500 properties in 34 states and a number of international locations. Landry's is also one of the country's largest employers with over 50,000 employees. Landry's owns and operates over 50 different restaurant brands; some of its notable concepts are McCormick & Schmick's, Chart House, Landry's Seafood House, Rainforest Café, Saltgrass Steakhouse, Bubba Gump Shrimp Company, Claim Jumper, and upscale eateries under its Signature Series: Morton's Steakhouse, Oceanaire, Vic & Anthony's, Brenner's Steakhouse, Grotto, La Griglia and Willie G's. Landry's also operates numerous gaming, hospitality and entertainment venues, including the Golden Nugget Hotel and Casino in Las Vegas and Laughlin, Nevada and Atlantic City, New Jersey and Biloxi, Mississippi, the San Luis Resort, Galveston Island Historic Pleasure Pier, The Kemah Boardwalk, Downtown Aquarium Houston and Denver and the Tower of Americas in San Antonio, Texas just to name a few.

An influential business figure, Fertitta has been frequently featured in every substantially financial and industry publication and has appeared on numerous national business programs including CNBC and Fox Business News. Also, he has been a featured speaker at many conferences and seminars. Fertitta is one of the foremost authorities in the restaurant, gaming entertainment and hospitality industries.

Fertitta's many personal honors include ï Entrepreneur of the Year Award from Ernst & Young and Induction into the Texas Business Hall of Fame as the second-youngest inductee.

Fertitta devotes a substantial amount of time to civic service and currently serves as Chairman of the Houston Children's Charity and the Houston Police Foundation. He also serves on the following boards: Texas Heart Institute, Greater Houston Partnership and the University of Houston Board of Regents. He and his wife, Paige, live in Houston with their four children.

Michael S. Goldberg

Outside Counsel – Baker Botts L.L.P.

Michael S. Goldberg, senior partner in the Houston office of Baker Botts L.L.P., begins his 20th year with the Houston Rockets. Goldberg has drawn upon his diversified, international practice to advise the organization in both basketball and business operations. His responsibilities have included leading the Rockets in negotiations for the construction of Toyota Center, negotiations with the relevant Chinese officials regarding the signing of Yao Ming and negotiations of playersô and coachesô contracts.

A native Houstonian, Goldberg remains active in the Houston community. He has tutored second graders in the Fifth Ward, coached various youth sports teams and is past Chairman of Holocaust Museum Houston. He also supports Baker Bottsô sponsorships of various United Way Agency events and projects.

Goldberg graduated *magna cum laude*, with Phi Beta Kappa honors, from Rice University in 1979 and received his J.D., with honors, from The University of Texas School of Law in 1982. He is an adjunct professor at the University of Texas School of Law. Goldberg and his wife, Carol, have three children, Melissa, Matthew, and Jonathan.

Goldberg serves as chair of the international dispute resolution section of Baker Botts L.L.P., a leading international law firm with offices in Abu Dhabi, Austin, Beijing, Brussels, Dallas, Dubai, Hong Kong, Houston, London, Moscow, New York, Palo Alto, Rio de Janeiro, Riyadh and Washington. With approximately 725 lawyers, Baker Botts provides a full spectrum of legal services to regional, national and international clients.

Scott Manley

Assistant General Manager of Toyota Center/
Senior Director of Arena Operations

Scott Manley enters his 11th season with Toyota Center and his fourth as Assistant General Manager of Toyota Center/Senior Director of Arena Operations. In his role, Manley is charged with overseeing all aspects of arena and facility operations, guest relations, security services and scoreboard operations. Manley, who joined the team in May 2003 as Guest Services Manager, also served as Director of Event Operations where he oversaw all aspects of event and guest services.

Prior to joining the Rockets, Manley spent two seasons with the Carolina Panthers as an event staffing contractor. He also spent five years doing event contracting for multiple venues throughout North Carolina and South Carolina.

Manley graduated from the University of North Carolina-Charlotte with a degree in sociology. Manley resides in his hometown of Houston with his wife, Cami, and his son, Cole.

Amanda Strudler-Mann

Assistant General Manager of Toyota Center/
Senior Director of Booking and Event Operations

Amanda Strudler-Mann begins her ninth season with the organization. As Assistant General Manager of Toyota Center/Senior Director of Booking and Event Operations, Strudler-Mann oversees all Toyota Center booking, event services and event marketing, as well as serving as a liaison with Levy Restaurants ï concessionaire to Toyota Center. Since joining the organization in Jan. 2006, her responsibilities have included the booking, marketing, communications, third-party sponsorship and group sales of Toyota Center concerts, family shows and other specialty events.

Prior to joining the organization, Strudler-Mann was a concert promoter for Clear Channel Entertainment (Pace Concerts, Ltd.) for five years. During her time with Pace, Strudler-Mann booked various venues, including theaters, arenas and amphitheaters throughout Texas, Oklahoma, Louisiana, Mississippi and Arkansas.

A native Houstonian, Strudler-Mann graduated from Kingwood High School. She received her bachelorôs degree in computer science and mathematics from the School of Engineering at Vanderbilt University.

Rockets Business Team

Joe Abercrombie
Director of Production
& Game Presentation

Joel Blank
Director of
Broadcasting

Chris Costa
Director of
Ticket Services

Zee French
Senior Director
of Membership
Experience & Retention

Sarah Gibson
Director of Suite
Activation &
Development

Kristen Harper
Director of
Human Resources

Kara Infante
Director of Retail
Operations

Sarah Joseph
Director of
Community Relations

Larry Kaiser
Senior Director
of Finance

Dawn Keen
Director of
Corporate Partner
Services

José Lopez
Creative
Director

Eric Marglous
Director of
Ticket Operations

Greg Poole
Director of
Facility Operations

Bryant Savage
Director of Security
& Guest Services

Mike Schnieders
Director of
Events

Ken Sheirr
Senior Director of
Marketing Operations

Doug Swan
Director of Scoreboard
Operations

Hillary Thomas
Director of
Event Operations

Okpara Young
Director of IT &
Telecommunications

Geno Zicarelli
Director of
Corporate Sales

Rob Zuer
Director of
Ticket Sales

Rockets Business Team

Jim Adessa
Game Presentation
Senior Manager

Courtney Aldrich
Suite Activation
Executive

Clay Allen
Associate General
Counsel

Don Allen
Building
Carpenter

Eddie Allen
Facility Services
Event Staff

Natalie Alvarado
Entertainment
Manager

Inmar Alvarez
Facility Services
Asst. Supervisor

Barbara Arnold
Executive Assistant
to Owner & CEO

Paul Avalos
Security
Officer

Tajma Baker
Building
Operator

Sandra Banks
Senior
Receptionist

Louisa Bannister
Guest Services
Coordinator

Bill Baptist
Team
Photographer

Jayllan Barnes
Ticket Sales
Account Executive

Andre Barron
Ticket Services
Executive

Leilani Borbon
Events Senior
Coordinator

Laura Bosche
Payroll
Coordinator

Robert Boudwin
Mascot Event
Specialist

Molly Boyce
Partnership Activation
Manager

Jonathan Branham
Ticket Sales
Account Executive

Michael Canella
Motion Graphics
Designer

Jared Capozzi
Suite Sales
Consultant

Randelyn Carpenter
Corporate Development
Coordinator

David Casarez
Security
Officer

Juan Castillo
Facility Services
Supervisor

Rockets Business Team

Geraldine Chell
Business & Travel
Coordinator

Courtney Clarke
Partnership Activation
Manager

Roderick Collins
Lead
Operator

Andrew Cornutt
Group Sales
Account Executive

Robert Dafft
Shift Security
Supervisor

Terra'nce Daniels
Rockets Video Editor
& Videographer

Dominic Davila
Mascot
Coordinator

Kami Davis
Ticket Sales &
Services Coordinator

Tavares Davis
Web
Developer

Diana Del Real
Staff
Accountant

Theresa Dibrell
Box Office
Supervisor

Michael Dimitroff
Ticket Sales
Account Executives

Matt Dingas
Corporate Services
Coordinator

Vanessa Dominguez
Grimaldi
Ticket Operations
Coordinator

John Donovan
Suite Sales
Consultant

Michael Drummond
Security
Manager

Kevin Duerr
Premium Sales
Executive

Patrick Dumana
Quality Control
Coordinator

Hai Duong
Community Relations
Manager

Melissa Ezell
Group Sales
Account Executive

Samer Faris
Ticket Services
Executive

Troy Ford
Maintenance
Supervisor

Scott Foulkrod
Audio/Visual
Manager

Kenya Freeman
Facility Services
Event Staff

Jason Friedman
Rockets.com
Writer/Reporter

Rockets Business Team

Eloise Gamez
Accounts Payable
Coordinator

Cris Garthe
Group Sales
Senior Manager

Evan Gelber
Team
Videographer

Megan Gilchrist
Staff
Accountant

Terri Glenn
Administrative
Services Manager

Eddie Gonzalez
Ticket Sales Senior
Account Executive

Rachel Gottschalk
Corporate Services
Senior Manager

Orinthia Gregory
Box Office Assistant
Supervisor

Alex Guajardo
Building
Operator

Lisa Gudino
Marketing
Operations Manager

Zachary Hall
Ticket Sales
Account Executive

Joelle Hardin
Group Sales
Account Executive

Ragnar Hartzheim
Ticket Sales Senior
Account Executive

Cody Haynes
Inside Sales
Manager

Marcellus Henderson
Lead Carpenter

Leo Herrera
Systems
Administrator

Micah Howard
Graphic Designer

Jeff Huebel
Corporate Sales
Manager

Tracey Hughes
Media & Player
Relations
Senior Manager

Danny Jackson
Telecommunications
Supervisor

Sonia Jethva
Human Resources
Generalist

Byron Johnson
Event Services
Coordinator

Kermit Jones
Security
Officer

Stephen Jones
Ticket Services
Executive

April Josey
Suite Sales
Manager

Rockets Business Team

Vanessa Kienast
Staff
Accountant

Clarence Kirby
Shift Security
Supervisor

Kelly Lemond
Building
Operator

Adam Levinson
Corporate Sales
Manager

Winston Lin
Business Strategy
Senior Manager

Elizabeth Lloyd
Ticket Sales
Account Executive

Pamela Lott
Retail Operations
Coordinator

Mandy Love Walsh
Event Marketing
Manager

Tina MacArthur
Suite Sales
Coordinator

Jemina MacHarry
Suite Sales
Consultant

Leticia Magana
Executive
Assistant

Dawn Malone
Event Operations
Coordinator

Kristine Mansour
Corporate Sales
Manager

Chrystal Martin
Ticket Operations
Representative

Josh Massey
Group Sales
Account Executive

Hannah Matthews
Corporate Services
Coordinator

Cyrus Mitchell
Facility Services
Event Staff

Noelia Montero
Employment
Coordinator

Michael Moore
Administrative
Services
Coordinator

Brandon Moss
Premium Accounts
Manager

Billy Mounchan
IT Helpdesk
Coordinator

Mike Muse
Facility Services
Supervisor

Robert Nellis
Lead Security
Officer

Cortez Nichols
Suite Activation
Executive

Domenic Notarfrancesco
Team Shop
Coordinator

Rockets Business Team

Daniel O'Malley
Building
Electrician

Andrea Palacios
Group Sales
Coordinator

Joel Poff
Maintenance
Electrician

Lane Porter
Graphic Designer

Edgar Portillo
Chief
Engineer

Brandon Preece
Ticket Sales
Account Executive

Paul Purczinsky
Building
Operator

Josh Randall
Group Sales
Account Executive

Brittney Randolph
Ticket Sales
Account Executive

Grace Renteria
Retail Operations
Senior Manager

Lindsay Riley
Ticket Services
Executive

Jesse Salazar
Season Ticket
Sales Manager

Bob Schranz
Media Services
Senior Manager

Carlos Sepulveda
Facility Services
Manager

Chad Shanks
E-Marketing
Coordinator

Kelsey Smith
Premium Accounts
Manager

Nicolas Somoano
Controller

Jessica Spangle
Guest Services
Manager

John Paul Stevenson
Rockets
PA Announcer

Paul Suarez
E-Marketing
Senior Manager

Cara Tamburello
Ticket Services
Executive

Matthew Tape
Production
Manager

Chrislord Templonuevo
Events
Coordinator

Donnia Thompson
Security
Officer

Tommie Tillman
Security
Officer

Rockets Business Team

Gene Tinner
Box Office Supervisor

Rebecca Traylor
Event Services Coordinator

Chris Walker
Audio/Visual Coordinator

Calvin Washington
Ticket Operations Manager

Marc Williams
Suite Sales Consultant

Chandre Woods
Facility Services Administrative Assistant

Leroy Woollett
Security Officer

Shelita Young
Ticket Services Executive

Andi Zambrano
Event Marketing Coordinator

Devin Zaring
Building Operator

Mission Statement
We are One Team committed to creating championship-caliber experiences for our fans, our partners and our employees both on the court and throughout the Houston community.

One Team All-Star
One Team All-Stars are those team members that have been recognized for consistently delivering excellence in job performance. These team members repeatedly reinforce the core behaviors of the organization: Passion, Accountability, Customer Focus and Teamwork.

2005
Joe Abercrombie
Sandra Banks
Dominic Davila
Clay Allen
Greg Poole
Mike Schnieders

2006
Juan Castillo
José Lopez
Eric Marglous
Eloise Gamez
Anthony Lopez
Bryant Savage

2007
Carlos Sepulveda
Bob Schranz
Hillary Thomas
Calvin Washington
Hai Duong
Eddie Romero
Barbara Arnold

2008
Paul Suarez
Scott Foulkrod
Chrystal Martin
Shelita Young
April Josey
Jimmy Coatsworth
Roderick Collins
Joel Poff

2009
Jim Adessa
Clarence Kirby
Laura Ortiz
Jessica Spangle
Cara Tamburello
Chrislord Templonuevo

2010
Dawn Keen
Xiomara Urias Pena
Rob Zuer
Geraldine Chell
Michael Drummond
Nicolas Somoano
Heather Radow
Terrance Daniels

2011
Elizabeth Lloyd
Theresa Dibrell
Tommie Tillman
Rachel Gottschalk
Lindsay Riley
Tracey Hughes
Jason Friedman

2012
Vanessa Dominguez Grimaldi
Kelsey Smith
Joelle Hardin
Lisa Gudino
Chad Shanks
Winston Lin
Laura Bosche

Clutch "The Rockets Bear"

Since bursting onto the scene in 1995, Clutch the Bear has become one of the most celebrated mascots in sports. With his imaginative skits and mischievous antics, Clutch personifies NBA entertainment at its best. Clutch also enjoys inspiring Houston youth to make future-oriented decisions by performing over 100 annual Building A Future Elementary School Shows.

Clutch is the Houston Rockets number one fan and can be seen cheering on his team at all Rockets home games. Whether he is creating impromptu comedy, cheerleading, signing autographs, dancing with the Power Dancers, doling out hugs, or performing on-court skits, Clutch is always a fan favorite. While Clutch loves entertaining fans at Toyota Center, he also makes close to 300 appearances each year, visiting fans in Houston and around the world. In addition to being an accomplished performer, the character has also authored seven children's books, which are distributed at school shows and appearances city-wide. Clutch was named the first-ever NBA Mascot of the Year in 2005 and took the award home again in 2013. He was inducted into the Mascot Hall of Fame in 2006. In Feb. 2009, Clutch had a story published in *Chicken Soup for the Soul: Inside Basketball*, which is available in bookstores nationwide. This ostentatious Houston icon also brought home back-to-back NBA Mascot Leadership Awards in 2009 and 2010. In addition to scores of yearly Rockets Community Service events and projects, Clutch is heavily involved with and fundraises for Life Gift, which is an organ donor awareness organization.

Clutch is equally entertaining in front of an arena filled with tens of thousands of fans, a school cafeteria filled with hundreds of students, a meeting room filled with a 100 business people, or a living room filled with 10 kids. Perfect for every occasion where fun is the agenda, Clutch is available for your next function. You can schedule Clutch for an appearance by calling (713) 758-7347.

Rockets Power Dancers

The Rockets Power Dancers have long been fan favorites at Rockets games and in the Greater Houston area for their tremendous energy, hard-hitting routines and love for the game. This world-class group of dancers has inspired Rockets fans in rooting for the home team since the 1994-95 season. The team comprised of business professionals and students perform at all home games and at numerous community, corporate and private events. The dancers join with the Rockets players, coaches and business team to help make a difference in the lives of children in the local community. In addition to the time they spend with fans at local events, in recent years, the dancers have been proud to represent the Rockets at the NBA All-Star Game, as well as at international events throughout mainland China, Hong Kong, the Philippines, Taiwan, Bosnia, Kosovo and the United Kingdom. These versatile ladies have been featured on SportsCenter, CNN, Fox and FSN, as well as in *Sports Illustrated*, *Maxim* and *Complex* magazines.

The Rockets Power Dancers are led by Entertainment Manager Natalie Alvarado. This former seven-year member of RPD also toured the nation as a music performer with Universal Records. Her self-titled debut album *"Natalie"* premiered at No. 16 on the *Billboard* Top-200 Charts.

Rockets Entertainers

Rockets Launch Crew

The Rockets Launch Crew took off in 2004-05 and hasnõt looked back. This group of talented tumblers, breakers, pop lockers, cheer stunters and jump ropers are the best in the business. You can see them performing explosive routines, running flags across the court, throwing t-shirts to fans, and helping with on-court contests, all while bringing their special brand of spirit. The Launch Crew team members show their skills at home games, performing during timeouts and energizing the crowd at key moments in the game. They also make numerous community and corporate appearances throughout the year.

Rockets Little Dippers

The Little Dippers are the cutest addition to Rockets game entertainment. This coed squad of talented kids, ages 7-14, debuted in 2006-07 and was an immediate hit. The group of all-star kids from all over Houston perform hip-hop and novelty dance routines at weekend and special games throughout the year. Their energetic performances include tumbling, stunting and breaking, as well as dance ï always bring the crowd to its feet. The Little Dippers love to participate in the Rockets game experience and also perform at community events.

Rockets Space City Seniors

The Space City Seniors are another performance group for the Rockets. Consisting of several ñyoung at heartò retirees, these seniors wow Toyota Center crowds on a regular basis with their current and old-school hip hop moves. Their high energy and enthusiasm for dance and the Rockets are unmatched in the NBA.

Front Row (L-R): Rachel, Laura (Captain), Paige (Captain), Alysse and Kayci.
Middle Row (L-R): Jermani, Alyssa, Kelsey and Erica.
Back Row (Standing, L-R): Whitney, Desireé, Casey, Maria and Willy.

Print

HOUSTON CHRONICLE
801 Texas Avenue
Houston, TX 77002
Main Number: (713) 362-7171
Sports: (713) 362-7891
Fax: (713) 362-7866
Internet Address: www.chron.com
Beat Writers: Jonathan Feigen, Jenny Dial Creech; Sports Editor: Nick Mathews; Deputy Sports Editor: Reid Laymance; Deputy Sports Editor: Jay Lee; Columnists: Randy Harvey, Jerome Solomon; General Assignment: Dale Robertson; Sports TV-Radio/Olympics: David Barron; Deputy Managing Editor/News: Dan Cunningham; Photo Editor: Steve Gonzales; Business Section Editor: Laura Goldberg; Deputy Managing Editor/Features: Kyrie O¢Connor; Deputy Managing Editor/News: George Haj; Deputy Metro Editor/ Print: Tony Freemantle. Chronicle Staff E-Mail: first name.last name@chron.com

ASSOCIATED PRESS
16945 Northchase Dr.,
Suite 2110
Houston, TX 77060
Main Number: (281) 872-8900
Fax: (281) 872-9988
Beat Writer: Chris Duncan

AUSTIN-AMERICAN STATESMAN
305 South Congress Avenue
Austin, TX 78704
Main Number: (512) 445-3500
Sports: (512) 445-3600
Fax: (512) 445-3868

BAYTOWN SUN
1301 Memorial Drive
Baytown, TX 77520
Main Number: (281) 422-8302
Fax: (281) 427-6283

BEAUMONT ENTERPRISE
380 Main Street, P.O. Box 3071
Beaumont, TX 77701
Sports: (409) 833-3311, Ext. 806
Fax: (409) 880-0757

LA SUBASTA
6120 Tarneff, Suite 110
Houston, TX 77074
Main Number: (713) 777-1010
Fax: (713) 777-3674

GALVESTON COUNTY DAILY NEWS
8522 Teichman Road
P.O. Box 628
Galveston, TX 77553
Sports: (409) 683-5242
Fax: (409) 740-3421
Sports Editor: John DeLapp

HOUSTON BUSINESS JOURNAL
5444 Westheimer
Suite 1700
Houston, TX 77056
Main Number: (713) 688-8811
Fax: (713) 963-0482

HOUSTON DEFENDER
12401 South Post Oak
Suite 223
Houston, TX 77045
Main Number: (713) 663-6996
Fax: (713) 663-7116

HOUSTON FORWARD TIMES
4411 Almeda Rd.
Houston, TX 77004
Main Number: (713) 526-4727
Fax: (713) 526-3170

PORT ARTHUR NEWS
3501 Turtle Creek Dr.
P.O. Box 789
Port Arthur, TX 77642
Main Number: (409) 729-6397
Fax Number: (409) 724-6849
E-Mail: panews@panews.com

WORLD JOURNAL (Chinese Daily News)
5855 Sovereign, Suite C
Houston, TX 77036
Main Number: (713) 771-4363
Fax: (713) 270-8222

Radio

KBME 790 AM/KTRH 740 AM
2000 West Loop South, Suite 300
Houston, TX 77027
Sports: (713) 212-8000/8845
Fax: (713) 212-8957
Operations Manager: Bryan Erickson; Assistant Program Director: Chris Gordy; Adam Clanton, N.D. Kalu, Greg Koch, Charlie Pallilo, Matt Thomas, Lance Zierlein; Producers: Michael Connor, Alex Middleton, Ross Villarreal

ASIAN SOUTHWEST MEDIA/ SAIGON TEX NEWS
4826 Washington Ave., Suite 210
Houston, TX 77007
Main Number: (713) 626-2600
Fax: (713) 626-9232
Sports Director: Barry Warner

KBXX 97.9 FM
24 Greenway Plaza, Suite 900
Houston, TX 77046
Main Number: (713) 623-2108
Fax: (713) 300-5763

KCOH 1230 AM
5011 Almeda
Houston, TX 77004
Main Number: (713) 522-1001
Fax: (713) 521-0769
Sports Director: Ralph Cooper

KEYH 850 AM
Liberman Broadcasting ï Houston
3000 Bering Drive
Houston, TX 77057
Main Number: (713) 315-3400
Fax: (713) 315-3506

KFNC ESPN 97.5 FM/KGOW 1560 AM YAHOO! SPORTS RADIO
5353 West Alabama, Suite 415
Houston, TX 77056
Main Number: (713) 479-5300
Fax: (713) 479-5333
Program Director: Dave Tepper; Assistant Program Director/ Producer: Jong Lee; Fred Faour, John Granato, Dylan Gwinn, John Harris, AJ Hoffman, Mike Lebischak, Sean Pendergast, Jerome Solomon,; Reporter: David Dalati; Producers: Michael Carrell, Albert Ceniceros, Will Moriarty

KGOL 1180 AM/ESPN Deportes
5353 West Alabama
Houston, TX 77056
Main Number: (713) 349-9880
Fax: (713) 349-9365

KGLK 107.5 FM
1990 Post Oak Blvd., Suite 2300
Houston, TX 77056
Main Number: (713) 963-1200
Fax: (713) 622-5457

KHMX 96.5 FM
24 E. Greenway Plaza, Suite 1900
Houston, TX 77046
Main Number: (713) 881-5100
Fax: (713) 881-5950

KIKK 650 AM
24 E. Greenway Plaza, Suite 1900
Houston, TX 77046
Main Number: (713) 881-5100
Fax: (713) 881-5950

KILT 610 AM/100.3 FM
24 E. Greenway Plaza, Suite 1900
Houston, TX 77046
Main Number: (713) 881-5100
Fax: (713) 881-5499
Program Director: Ryan McCredden; Sports Director: Robert Henslee; Fred Davis, Josh Innes, Ted Johnson, John P. Lopez, Rich Lord, Mike Meltser, Seth Payne, Brien Straw, Nick Wright; Reporters: Patrick Creighton, Paul Gallant, Nate Griffin, Will Grubb, Joshua Reese, Adam Spolane, Julie Takahashi, Mike Williams; Producers: Lara Hall, Chris Jones, Jim Mudd, Job Tennant

KKBQ 92.9 FM
1990 Post Oak Blvd., Suite 2300
Houston, TX 77056
Main Number: (713) 963-1200
Fax: (713) 622-5457

KKRW 93.7 FM
2000 West Loop South, Suite 300
Houston, TX 77027
Main Number: (713) 212-8000
Fax: (713) 212-8937

KLAT 1010 AM
5100 Southwest Freeway
Houston, TX 77056
Main Number: (713) 965-2400
Fax: (713) 965-2401

KLOL 101.1 FM
24 E. Greenway Plaza, Suite 1900
Houston, TX 77046
Main Number: (713) 881-5100
Fax: (713) 881-5950

KMJQ 102.1 FM
24 E. Greenway Plaza, Suite 900
Houston, TX 77046
Main Number: (713) 623-2108
Fax: (713) 300-5764

KODA 99.1
2000 West Loop South, Suite 300
Houston, TX 77027
Main Number: (713) 212-8000
Fax: (713) 212-8991

KRBE 104.1 FM
9801 Westheimer, Suite 700
Houston, TX 77042
Main Number: (713) 266-1000
Fax: (713) 954-2344

KROI 92.1 FM/NEWS 92 FM
24 Greenway Plaza, Suite 900
Houston, TX 77046
Main Number: (713) 623-2108
Fax: (713) 300-5751
Sports Editor: Craig Roberts; Staff: Danny Mata, Jorge Vargas

KTBZ 94.5 FM
2000 West Loop South, Suite 300
Houston, TX 77027
Main Number: (713) 212-8000
Fax: (713) 212-8945

KXYZ 1320 AM
Texas Chinese Radio
1782 W. Sam Houston Pkwy.
North Houston, TX 77043
Main Number: (713) 465-3310

KYST 920 AM
7322 Southwest Freeway
Suite 500
Houston, TX 77074
Main Number: (713) 771-7995
Fax: (713) 779-1661

Television

KPRC-TV NBC-2
8181 Southwest Freeway
Houston, TX 77074
Main Number: (713) 778-0065
Sports: (713) 778-4986
Fax: (713) 778-8970
Sports Director: Randy McIlvoy; Staff: Nick Giovanni, Chester Pitts

KHOU-TV CBS-11
1945 Allen Parkway
Houston, TX 77019
Main Number: (713) 526-1111
Fax: (713) 520-7763
Sports Director: Bob Allen; Staff: Matt Musil, Daniel Gotera; Producer: Drew Shirley

KTRK-TV ABC-13
3310 Bissonnet
Houston, TX 77005
Main Number: (713) 666-0713
Fax: (713) 663-4648
Sports Director: Greg Bailey (713) 663-2847; Staff: David Nuño, Bob Slovak; Producer/ Editor: Joe Gleason

KRIV-TV FOX-26/KTXH-TV my20
4261 Southwest Freeway
Houston, TX 77027
Main Number: (713) 479-2801
Fax: (713) 479-2859
Sports Director: Mark Berman; Assignment Manager: Crystal Solomon

KIAH-TV Ch-39 NEWSFIX
7700 Westpark Drive
Houston, TX 77063
Main Number: (713) 781-3939
Fax: (713) 787-0528
Managing Editor: Steve Mark; Reporter: Phil Jean; Assignment Editor/Content Coordinator: Brittany Rodgers; Assignment Manager: Joe McGinty

KXLN-TV Univision-45
5100 Southwest Freeway
Houston, TX 77056
Main Number: (713) 662-4545
Fax: (713) 965-2604
Sports Director: Stefano Fusaro; Reporter/Producer: Enrique Gonzalez; Producer: Suzanne Ruiz

KTMD-TV Telemundo-47
1235 North Loop West, Suite 125
Houston, TX 77008
Main Number: (713) 974-4848
Fax: (713) 266-6397
Assignment Editor: Erika Ramirez

KUBE-TV THE KUBE-57
2401 Fountainview, Suite 300
Houston, TX 77057
Main Number: (713) 467-5757
Sports Director: Todd Freed; Staff: Brooke Bentley

COMCAST SPORTSNET HOUSTON
1201 San Jacinto, Suite 200
Houston, TX 77002
Main Number: (713) 457-6700
President & GM: Matt Hutchings; V.P. Production/Executive Producer: Murphy Brown; Senior News Director: Doug Brown; Coordinating Producer-Live Events: Brian Mitchell; Booking Producer: Cristin Dunn; Communications Manager: Rich Bocchini, Assignment Desk Manager: Daniel Kramer

Rockets on the Radio

All Houston Rockets games are broadcast on the team's radio network, with KBME SportsTalk 790 AM serving as the flagship station. All contests are also broadcast in Spanish on KEYH 850 AM. The Rockets distribute their radio broadcasts on satellite via the Skyview Satellite Network, which makes it possible to send special programming to all of the affiliates.

Houston Rockets Radio Network Affiliates

KBME (SportsTalk 790 AM) (Flagship)	Houston, TX
KTRH (740 AM) *Select Games*	Houston, TX
KODA (99.1 FM) *Select Games*	Houston, TX
KEYH (850 AM) (Spanish)	Houston, TX
KGAS (1590 AM & 104.3 FM)	Carthage, TX
KWRD (1470 AM)	Henderson, TX
KPXI (100.7 FM)	Henderson, TX
KMHT (1450 AM & 103.9 FM)	Marshall, TX
KOGT (1600 AM)	Orange, TX
KSIX (1230 AM)	Corpus Christi, TX

Bill Worrell

Rockets Television Play-by-Play



One of the most familiar faces within the Houston sports scene, Bill Worrellõs broadcasting career spans more than 39 years. Worrell, who won a Lone Star Emmy in 2011 for best play-by-play announcer, begins his 31st season as the play-by-play announcer for Rockets telecasts.

Worrell broke into the television business in 1970 shortly after graduating from the University of Houston, where he attended on a baseball scholarship. His first assignment was with KPRC Channel 2, where he served as sports director from 1974-1980. During that time, he received six ñBest Sportscasterò awards from the United Press International and the Texas Association of Broadcasters.

Worrell was one of the original employees for Home Sports Entertainment, Houstonõs first sports cable channel. He signed the network on the air January 3, 1983, with a pre-game broadcast prior to the networkõs inaugural event, a Rockets home game. Worrell quickly established himself as one of Houstonõs most versatile sportscasters. He served as an analyst on Houston Astros telecasts from 1985-2004, and has been the TV voice of the Rockets for the past 30 seasons. He has also broadcast play-by-play for the Houston Oilers and a variety of college sports. During his career, Worrell has covered and reported on numerous national sports events, including the Super Bowl, Kentucky Derby, Indianapolis 500, Major League Baseball Playoffs and NCAA Basketball Tournaments.

A civic leader as well as broadcaster, Worrell generously donates his time to numerous charities and organizations and serves as master of ceremonies for many events. He currently serves on the Board of MyFriends Foundation for at risk children. Worrell was also named a Distinguished Alumnus of the University of Houston School of Communication in 1998 and will be presented the Outstanding Alumni Award from the Alumni Association this coming Apr. 2014 at the 60th Annual Awards Gala.

Matt Bullard

Rockets Television Analyst

Matt Bullard begins his ninth full season as a member of the Houston Rockets television broadcast team. Bullard, who was nominated for a Lone Star Emmy award in 2010 for his work on the Rockets telecasts, works as a color analyst for all the teamõs games. He previously served as a substitute game analyst for Rockets local television broadcasts.

A 12-year veteran of the NBA, Bullard spent seven seasons as the radio color analyst for home broadcasts of the Houston Comets of the WNBA. Bullard started serving as Comets radio color commentator while still playing with the Rockets.

Bullard began his NBA career with the Rockets in 1990-91. He played nine seasons in Houston, including the 1993-94 NBA championship campaign. Bullard also spent the 1995-96 season with the Atlanta Hawks and was a member of the Charlotte/New Orleans Hornets in 2001-02 and 2002-03. He finished his college basketball career at Iowa after transferring from Colorado following his sophomore season.

Bullard has been featured in weekly NBA segments on KPRC-TV *Sports Sunday*, as well as on SportsTalk 790. He was also a finalist on season three of the ESPN reality show *Dream Job* in 2005.

He and his wife, Paula, have a daughter, Sara, and a son, A.J. The family resides in The Woodlands, Texas, where he continues hosting his annual Matt Bullard Basketball Camp. Bullard, who is an avid fisherman and enjoys playing the drums, also sits on the Board of Directors for the Positive Coaching Alliance and the Board of Directors for Into Abbaõs Arms, which is an orphanage in Kenya.

Clyde Drexler

Rockets Television Analyst

Houston legend Clyde Drexler enters his ninth season as part of the Rockets broadcast crew. Drexler, a Naismith Memorial Basketball Hall of Fame member, works game commentary duties for all home games and postseason contests.

A native of Houston, Drexler first gained fame with Hakeem Olajuwon as a member of ñPhi Slamma Jammaò at the University of Houston. A decade later, ñThe Glideò returned to his hometown in 1995 to help ñThe Dreamò deliver Houstonõs second consecutive NBA championship.

During his time with the Rockets, Drexler was honored on the NBAõs 50th Anniversary All-Time Team and became the third player in NBA history to collect 20,000 points, 6,000 rebounds and 6,000 assists in a career. In 219 games with the Rockets, the 10-time NBA All-Star averaged 19.0 points, 6.1 rebounds, 5.4 assists and 1.88 steals. A member of the original ñDream Team,ò Drexler finished his NBA career with averages of 20.4 points, 6.1 rebounds, 5.6 assists and 2.03 steals in 15 seasons with Portland and Houston. He still ranks 28th in NBA history with 22,195 career points and seventh with 2,207 career steals.

Drexler lives in Houston with his wife, Gaynell, and family. (For more information on Drexler, see pages 142-143).

Craig Ackerman

Rockets Radio Play-by-Play

Craig Ackerman begins his sixth season as the play-by-play announcer for Houston Rockets radio broadcasts and his 20th as a member of the Rockets organization. Ackerman moved into his current role after serving five seasons as the studio host and substitute play-by-play announcer for Rockets radio broadcasts. Ackerman also filled in as radio analyst for games during both the 2006-07 and 2007-08 seasons.

From 2006-08, Ackerman worked as the radio and television play-by-play announcer for the Houston Comets of the WNBA. He also called action for football and menõs basketball for the University of Houston. From 1997-2000, Ackerman was a member of the Rice Owls Radio Network. He was the sideline reporter for Rice football, as well as the play-by-play man and color analyst for the Rice menõs and womenõs basketball programs. Ackerman previously worked as a play-by-play announcer, color analyst and studio host for the Houston ThunderBears of the Arena Football League.

Ackermanõs on-air experience also includes work for NBA TV, where he served as an anchor/reporter covering the 2006 NBA All-Star Weekend in Houston, and CSS Sports, where he has served as a play-by-play announcer and sideline reporter.

Ackerman and his wife, Shannon, live in Missouri City with their sons, C.J. and Chase.

Joel Blank

Rockets Radio Analyst & Studio Host

Joel Blank begins his fifth season as analyst and studio host for Houston Rockets radio broadcasts. In addition to his on-air duties, Blank serves as Director of Broadcasting for the Rockets. A 20-year member of the Rockets front office, Blank oversees all aspects of broadcasting, including television, cable television, radio, Spanish radio, announcers, in-house broadcast production, contracts and affiliate relations.

Since joining the Rockets, Blank has won numerous awards, including national Telly and American Advertising Federation Awards and several local honors. Previously, Blank was Assistant Director of Broadcasting for the Portland Trail Blazers from 1991-94, where he coordinated the Tournament of the Americas, featuring the original Olympic ñDream Team.ò Prior to joining the Blazers, Blank was the sales and marketing manager, as well as graphic artist, for the LaCrosse Catbirds of the CBA from 1988-90.

A 1990 graduate of the University of Wisconsin-La Crosse, Blank was a four-year letterwinner as a starting pitcher on the Eagles baseball team. An avid golfer, Blank lives in Midtown with his dog, Bubba, and is engaged to KHOU 11 News anchor Lisa Hernandez.

Adrian Chavarria

Rockets Spanish Radio Play-by-Play

A native of Los Angeles, California, Adrian Chavarria begins his 18th season as the Rockets Spanish radio voice. For the 26th consecutive season, the Rockets will broadcast every game in Spanish.

Chavarriaõs experience in broadcasting began as an intern with Telemundo in 1993. For three years, Chavarria worked for FOX Sports Americas, and later FOX Sports World en Espanol, as a college basketball analyst, as well as a reporter for various sporting events. In 1996-97, Chavarria became the Rockets Spanish radio color analyst. He took over as Spanish play-by-play announcer on Mar. 16, 1997, and has missed only two games since that date. The Rockets-Hornets game on Dec. 29, 2009, marked the 1,000th regular season game broadcast for Chavarria.

Chavarria lived in Costa Rica from 1985-90, where he still frequently provides NBA analysis for various television and radio stations.

He has also broadcast games in Spanish for such teams as the Dallas Cowboys, Dallas Mavericks, Chicago Bears and Houston Astros. In addition, Chavarria served as the English radio analyst and studio host for the Houston Comets of the WNBA in 2006. He currently hosts his own daily mid-day show ñEl Show de Adrian Chavarriaò on ESPN Deportes Radio Houston 1180 AM.

Chavarria, who resides in Houston with his wife, Mary, received his degree in radio/television from the University of Houston in 1996.

Clutch City Foundation

Established by Rockets Owner Leslie Alexander in 1995, the Clutch City Foundation provides hope, help and inspiration for those who might otherwise be forgotten. The Clutch City Foundation serves as the umbrella organization for all Rockets community initiatives. Through the foundation, Rockets players, coaches and staff participate in a myriad of programs for those who are in need; especially children. Since its inception, the Clutch Foundation has raised over $15 million for those in need here in Houston and throughout the world.

Tux & Tennies Charity Gala

Recognized as the premier fundraising event of the Clutch City Foundation, and held on the Rockets court at Toyota Center, more than 400 annual guests wear their favorite sneakers, spend time with the Rockets team and bid on exclusive and rare autographed memorabilia in the silent auction.

Rockets Give Back Program

Houston Rockets and Toyota Center employees take part in the Rockets Give Back Program by volunteering with our community partners. Last season, more than 800 volunteer hours were spent serving homeless families, assisting in food pantries, delivering meals to children, playing basketball and video games with youth, and helping out in animal shelters ï just to name a few projects.

United Way of Greater Houston

The Rockets are committed to working with the United Way of Greater Houston in its efforts to provide a safety net for thousands of Houstonians who depend on social agencies for support. Over the past 10 years, Owner Leslie Alexander and Rockets employees have contributed over $950,000 to the United Way Annual Campaign. In addition, the organization participates in the annual Days of Caring, a city-wide, two-day community service initiative dedicated to helping non-profit organizations with projects that enhance their facilities, including painting, landscaping, construction and other projects.

A Season of Giving

During the holiday season, Rockets players, coaches and staff host a series of events for members of the community who are less fortunate. Each year, hundreds of children and their families are the recipients of private parties, gifts and surprise visits by players.

Houston Rockets Player Ticket Program

Charity begins at home for Rockets players, so each year many purchase blocks of season tickets to be donated to underserved children and their families. Non-profit or community groups that serve underprivileged youth and families, please visit the online community section at www.rockets.com and complete the application, or send a written request on your organizationÕs letterhead to: Houston Rockets, Community Relations, 1510 Polk St., Houston, TX 77002 or by fax to (713) 758-7358.

Grassroots Basketball

Rockets grassroots basketball programs provide opportunities and resources for youth to remain active and physically fit by participating in basketball related activities. From camps, to clinics, to leagues, hundreds of children each year enroll in Rockets year-round grassroots basketball programs.

Best Shot … Serving Boys & Girls Clubs of Greater Houston

The Rockets and the Boys & Girls Clubs of Greater Houston have been in partnership for the past 17 seasons. Students at 11 Boys & Girls Club locations participate in the Best Shot Basketball League, a 10-week after-school program that provides students with academic tutoring, cultural awareness workshops and drug prevention education. More than 1,400 students participate annually.

Houston Rockets Skills Camps

Continuing to expand upon grassroots basketball initiatives, the Rockets host a series of Skills Camps throughout the year. Each camp offers specialized training in basketball fundamentals, while teaching the importance of teamwork and good sportsmanship. Visit the community section at www.rockets.com for dates and locations.

Be Fit Challenge with Memorial Hermann

The Rockets and Memorial Hermann reward children who make nutritious eating and regular exercise a daily habit, as well as encourage parents to become involved in their children's healthy lifestyles. The Be Fit Challenge is implemented in Houston schools and provides children with nutritional and activity tips. It also includes a Be Fit game where students can win Rockets prizes. Additionally, one school is rewarded with an exciting Be Fit Rally, starring Rockets entertainment and Memorial Hermann fitness and nutrition experts.

Grassroots Education

The Rockets are committed to partnering with local school districts and education experts in an effort to help improve student academic performance. Therefore, the Rockets implement educational programs in collaboration with school administrators and educators that are designed around existing school curriculum.

Programs include:

Save Smart, Score Big Presented by East West Bank

Teaching elementary students the importance of financial literacy is a newly added education initiative. The program teaches basic money concepts, such as saving money, banking and dangers of credit. SMSB targets 5th grade students in low social economic neighborhoods who may not have been exposed to the idea of saving money.

Rockets Read to Achieve

The Rockets are proud to present the Read to Achieve program to elementary students throughout Greater Houston. The program is designed to promote the value and fun of reading. Participating students are rewarded with Rockets prizes and are invited to attend the Read to Achieve Rally at Toyota Center.

Rockets SAT Training Camp Presented by Comcast/XFINITY

Hosted in partnership with the Princeton Review, SAT Training Camp is a college prep day for high school students. The SAT Training Camp provides a full menu of information to help guide parents and students through the college application process. Workshops include admissions, financial aid, SAT/PSAT prep classes, test dates and much more.

Heroes Program Presented by Bowen, Miclette & Britt and Burns & McDonnell

Each home game the Rockets recognize men and women who commit their lives to serving others. The Heroes Program honors members of the armed forces, police and fire departments, and people from all walks of life who contribute to make Houston a world-class city. Honorees and their guests are hosted in the Heroes Suite during the game and are recognized on-court for their contributions.

Green Initiatives

Toyota Center and the Houston Rockets are leaders in the Houston community on environmental best practices and aim to drive community activation on environmentally responsible behavior changes. In 2010, Toyota Center became the first professional sports facility in Texas to receive a LEED Certification, earning LEED Silver for existing buildings: Operations and Maintenance. Environmentally friendly practices include the following: recycling paper, cardboard, plastic and aluminum from employee/office spaces, as well as patrons attending events; toilet paper, soap and hand towels throughout the building are EPA and Green Seal certified; efficient hand towel and soap dispensers; motion light sensors in offices make Toyota Center more energy efficient; Controlled Building Automation System; Integrated Pest Management; compact fluorescent lighting throughout the venue; and food containers at concession stands are biodegradable.

Team ñgreenò events have included tree plantings, litter control participation and clean ups in the community. The team also host an annual recycling event for electronics (i.e. televisions, computers and components), as well as an annual ñEnvironmental Awarenessò Game in which a ñgreenò item is distributed to patrons and eco-friendly organizations educate patrons on ñgoing green.ò

Green programs include PSAs at each home game promoting environmental best practice factoids, working with an energy provider to increase renewable credits of energy procurement, paperless ticketing via Flash Seats at all events to Toyota Center, and the ñGreen Team of the Game,ò where local youth groups help collect recyclable items during a home game and are recognized as the ñGreen Team of the Gameò presented by Republic Services.

NBA Cares

NBA Cares is the leagueôs global social responsibility program that builds on the NBAôs mission of addressing important social issues in the United States and around the world. Through this program, the NBA, its teams and players have donated more than $220 million to charity, completed more than 2.5 million hours of hands-on community service, and created more than 810 places where kids and families can live, learn, or play, in 25 countries and territories on five continents. NBA Cares works with internationally recognized youth-serving programs that support education, youth and family development, and health and wellness, including: KaBOOM!, Special Olympics, Boys & Girls Clubs of America, UNICEF, the Make-A-Wish Foundation, and GLSEN.

Toyota Center

Located in the heart of Downtown Houston, Toyota Center is the premier sports and entertainment venue in the nationõs fourth-largest market. Since opening itõs doors 10 years ago, Toyota Center has been home to the Houston Rockets and host to some of the worlds most well known national and international touring artists, as well as the 2006 & 2013 NBA All-Star Games and the 2008 Latin Grammys. This state-of-the-art facility accommodates up to 18,000 guests with flexible seating configurations and proudly boasts the largest indoor center-hung scoreboard in the United States. Regardless if your event calls for arena accommodations or use of one of our 10 banquet spaces and lounges, within our 60,000 square feet of space, we are dedicated to ensuring you receive a first-class experience.

Facts & Figures

Arena Sellout for Basketball 18,023
Suites (112 total) ..... 80 Traditional, 10 Party, 18 Courtside, 1 Penthouse and 3 Woodforest Club Suites
Box Office Hours ..... Mon.-Fri. 9 a.m.-6 p.m., Sat. 10 a.m.-3 p.m. (in season), Sun. closed
Team Shop Hours .... Open for all home games and Tues. & Wed. 11 a.m.-5 p.m.
First Regular Season Game ..... Oct. 30, 2003

History

Harris County voters approved a referendum to build a new arena in Nov. 2000. Groundbreaking for the arena took place on July 31, 2001. Houstonõs state-of-the-art, multi-purpose facility opened in Oct. 2003.

Parking

Toyota Center has daily access to the adjacent Toyota Tundra parking garage, which features up to 2,500 parking spaces. Also surrounding Toyota Center are over 10,000 parking spaces within just a few blocks. Valet parking can also be contracted for events.

Levy Restaurants

Toyota Center is proud to partner with Levy Restaurants Sports & Entertainment Group. Hold on for a culinary adventure as Levy Restaurants takes your taste buds on a delicious ride. Guests can savor specialties from a restaurant-style menu featuring contemporary cuisine and dishes from Levyõs patented 1,000-degree, wood-burning oven. For those of you looking for the authentic experience, game-night favorites such as hot dogs and popcorn are always available. Levy Restaurants offers guests the opportunity to work directly with an in-house catering manager to custom create menus or choose one of their innovative ñChefõs tablesò concepts to create a distinctive dining experience.

Booking

Toyota Center is the perfect place to host your next meeting or event for 10 to 18,000 people. The arena is conveniently located with access to all of Houstonõs major highways and is adjacent to downtown hotels. With all of its luxurious spaces available to rent, Toyota Center can make any event or meeting a truly unique experience. To book your next event e-mail Dawn Malone at dawnm@rocketball.com or call (713) 758-7758. Visit www.houstontoyotacenter.com/events/book-an-event for more information.

1994 NBA CHAMPIONS

1994 NBA Finals

Rockets vs. Knicks (Houston wins 4-3)

			FIELD GOALS		3-POINT					REBOUNDS										
Player	G-GS	Min	FG-A	Pct.	FG-A	Pct.	FT-FTA	Pct.	Off	Def	Tot	A	PF-DQ	S	TO	B	TP	Avg.
Olajuwon	7-7	332	75-150	.500	1-1	1.000	37-43	.860	15	51	66	25	26-0	11	25	27	188	26.9
Maxwell	7-7	284	35-96	.365	9-40	.225	15-22	.682	3	20	23	29	12-0	4	21	0	94	13.4
Horry	7-7	285	24-74	.324	11-36	.306	13-21	.619	13	30	43	26	24-0	8	10	4	72	10.3
Cassell	7-0	156	19-15	.122	7-16	.438	25-27	.926	6	16	22	29	22-1	8	16	2	70	10.0
Thorpe	7-7	277	27-52	.519	0-0	---	11-22	.500	23	56	79	23	23-0	6	8	0	65	9.3
Herrera	7-0	121	22-38	.579	0-0	---	4-8	.750	8	17	25	3	20-3	3	8	1	50	7.1
Smith	7-7	178	14-36	.389	5-14	.357	6-6	1.000	2	8	10	22	8-0	5	14	0	39	5.6
Bullard	2-0	27	2-10	.200	2-7	.286	2-4	.500	2	4	6	0	3-0	1	0	1	8	4.0
Elie	7-0	79	5-20	.250	2-5	.400	5-6	.833	3	4	7	7	7-0	2	5	1	17	2.4
Cureton	1-0	2	0-0	---	0-0	---	0-0	---	0	0	0	0	0-0	0	0	0	0	0.0
Jent	3-0	7	0-2	.000	0-2	.000	0-0	---	0	1	1	0	3-0	0	1	0	0	0.0
ROCKETS	7	1680	223-523	.426	37-121	.306	120-159	.755	73	207	280	148	149-1	50	118	36	603	86.1
NEW YORK	7	1680	232-570	.407	36-105	.343	108-148	.730	105	196	301	152	160-2	57	92	43	608	86.9

1995 NBA CHAMPIONS

1995 NBA Finals

Rockets vs. Magic (Houston wins 4-0)

			FIELD GOALS		3-POINT					REBOUNDS										
Player	G-GS	MIN	FG-A	Pct.	FG-A	Pct.	FT-FTA	Pct.	Off	Def	Tot	A	PF-DQ	S	TO	B	TP	Avg.
Olajuwon	4-4	179	56-115	.483	1-11	.000	18-26	.692	11	35	46	22	18-0	8	11	8	131	32.8
Drexler	4-4	162	27-63	.450	2-13	.154	30-38	.789	13	25	38	27	14-0	4	8	1	86	21.5
Horry	4-4	167	23-53	.434	11-29	.379	14-21	.667	9	31	40	15	9-0	12	5	9	71	17.8
Elie	4-4	101	21-37	.568	8-11	.671	9-10	.900	4	13	17	13	9-0	6	7	0	65	16.3
Cassell	4-0	93	15-35	.429	7-15	.467	20-24	.833	1	6	7	12	9-0	7	6	0	57	14.3
Smith	4-4	105	11-29	.379	8-19	.421	0-0	—	2	5	7	16	7-0	1	2	0	30	7.5
Brown	4-0	38	5-11	.455	0-1	.000	2-2	1.000	3	8	11	9	2-0	0	1	2	12	3.0
Jones	4-0	57	1-2	.500	0-0	—	2-2	1.000	1	6	7	9	15-0	0	1	0	4	1.0
Chilcutt	3-0	3	0-0	—	0-0	—	0-0	—	0	0	0	0	0-0	0	0	0	0	0.0
ROCKETS	4	985	162-343	.472	37-92	.402	95-123	.772	44	129	173	105	83-0	40	41	20	456	114.0
ORLANDO	4	985	163-353	.466	41-118	.347	61-89	.685	48	136	184	110	97-0	21	65	20	429	107.0

TAKE ADVANTAGE OF FLASH SEATS® NOW!

THE HOUSTON ROCKETS OFFICIAL MARKETPLACE

EASY • SAFE • PAPERLESS

- Manage your season tickets online from anywhere
- No tickets to forget
- Enter games with your credit card
- Transfer or sell tickets you can't use

rockets.flashseats.com

ROCKETS
7
ROCKETS
13

2012-2013 Final Statistics

Regular Season Statistics (45-37)

PLAYER	G-GS	MIN	FIELD GOALS FG-FGA	FIELD GOALS PCT	3-POINT FG FG-FGA	3-POINT FG PCT	FT-FTA	FT PCT	REBOUNDS OFF	REBOUNDS DEF	REBOUNDS TOT	AST	PF-DQ	STL	TO	BLK	PTS	AVG
Harden	78-78	2985	585-1337	.438	179-486	.368	674-792	.851	62	317	379	455	178-0	142	295	38	2023	25.9
Parsons	76-76	2758	456-939	.486	152-395	.385	113-155	.729	79	325	404	269	148-0	75	147	32	1177	15.5
Lin	82-82	2640	396-897	.441	87-257	.339	216-275	.785	32	215	247	497	205-2	134	236	29	1095	13.4
Patterson	47-38	1219	236-455	.519	35-96	.365	37-49	.755	73	148	221	51	90-0	18	42	27	544	11.6
Delfino	67-5	1689	251-620	.405	158-421	.375	48-56	.857	18	202	220	135	114-0	68	72	9	708	10.6
Asik	82-82	2464	332-614	.541	0-1	.000	168-299	.562	275	681	956	75	223-2	46	173	87	832	10.1
Morris	54-17	1154	171-400	.428	74-194	.381	49-75	.653	63	156	219	47	120-1	27	53	16	465	8.6
Douglas	49-0	913	139-352	.395	61-162	.377	60-68	.882	23	67	90	93	103-0	40	56	2	399	8.1
Brooks (TOT)	53-20	997	143-316	.453	50-134	.373	40-52	.769	13	67	80	114	94-2	30	67	10	376	7.1
Brooks (HOU)	7-0	38	4-13	.308	2-7	.286	0-0	—	1	1	2	6	5-0	1	4	3	10	1.4
Smith	70-10	1110	170-274	.620	0-1	.000	81-130	.623	111	210	321	25	175-1	18	41	40	421	6.0
Motiejunas	44-14	538	97-213	.455	24-83	.289	32-51	.627	36	57	93	31	73-0	7	37	10	250	5.7
Beverley	41-0	713	79-189	.418	36-96	.375	34-41	.829	45	64	109	117	83-0	37	44	21	228	5.6
Garcia (TOT)	58-20	1029	118-300	.393	67-179	.374	18-21	.857	8	83	91	63	88-0	46	32	38	321	5.5
Garcia (HOU)	18-5	319	41-95	.432	27-70	.386	6-7	.857	1	22	23	20	22-0	14	12	7	115	6.4
Jones	19-0	276	43-94	.457	5-19	.263	13-17	.765	28	37	65	15	21-0	12	13	19	104	5.5
Robinson (TOT)	70-0	1056	138-321	.430	0-1	.000	57-109	.523	122	193	315	46	124-0	41	88	26	333	4.8
Robinson (HOU)	19-0	247	35-78	.449	0-1	.000	16-38	.421	30	47	77	10	29-0	16	23	5	86	4.5
Anderson (TOT)	39-2	401	52-126	.413	21-60	.350	24-28	.857	18	54	72	42	25-0	15	25	5	149	3.8
Anderson (HOU)	29-2	307	41-101	.406	16-49	.327	17-19	.895	15	43	58	33	18-0	12	18	3	115	4.0
Cook	16-1	165	21-59	.356	11-30	.367	2-3	.667	5	13	18	10	13-0	6	6	2	55	3.4
Aldrich	30-0	213	23-43	.535	0-0	—	4-9	.444	12	45	57	6	41-0	3	14	9	50	1.7
Machado	6-0	21	3-6	.500	0-1	.000	2-2	1.000	0	1	1	6	0-0	2	8	0	8	1.3
Ohlbrecht	3-0	12	1-3	.333	0-0	—	1-1	1.000	0	1	1	1	1-0	1	4	0	3	1.0
Honeycutt (TOT)	9-0	32	3-11	.273	0-2	.000	2-2	1.000	3	7	10	2	2-0	0	5	1	8	0.9
ROCKETS	82	19780	3124-6782	.461	867-2369	.366	1573-2087	.754	909	2652	3561	1902	1662-6	679	1348	359	8688	106.0
OPPONENTS	82	19780	3184-7007	.454	661-1798	.368	1374-1771	.776	876	2539	3415	1858	1674-7	693	1210	498	8403	102.5

PLAYER	SINGLE-GAME HIGHS MIN	REB	A	S	TO	BLK	PTS	AVERAGE PER GAME MIN	REB	AST	STL	TO	BLK	PTS	CAREER HIGHS (C=SET, T=TIED THIS SEASON) FG	FGA	FT	FTA	REB	AST	PTS
Harden	46	12	12	7	9	4	46	38.3	4.9	5.8	1.82	3.8	0.49	25.9	14C	25C	19C	21C	12C	12C	46C
Parsons	48	13	11	5	6	3	32	36.3	5.3	3.5	0.99	1.9	0.42	15.5	13C	18C	6T	8	13C	11C	32C
Lin	45	10	11	6	7	3	38	32.2	3.0	6.1	1.63	2.9	0.35	13.4	13	24	12C	13	10C	14	38T
Patterson	38	13	5	2	3	3	27	25.9	4.7	1.1	0.38	0.9	0.57	11.6	11C	18C	6C	7C	13T	5C	27C
Delfino	42	10	8	4	5	1	23	25.2	3.3	2.0	1.01	1.1	0.13	10.6	12	22	8	10	13	8T	30
Asik	44	22	4	4	7	4	22	30.0	11.7	0.9	0.56	2.1	1.06	10.1	11C	14C	11C	14C	22C	4C	22C
Morris	37	10	5	3	3	3	24	21.4	4.1	0.9	0.50	1.0	0.30	8.6	9C	14C	5C	6T	10C	5C	24C
Douglas	41	5	4	5	4	1	22	18.6	1.8	1.9	0.82	1.1	0.04	8.1	10	19	8C	8C	10	11	30
Brooks (TOT)	35	5	6	4	4	2	23	18.8	1.5	2.2	0.57	1.3	0.19	7.1	14	30	12	13	10	13	43
Brooks (HOU)	10	1	4	1	3	2	7	5.4	0.3	0.9	0.14	0.6	0.43	1.4							
Smith	42	19	4	2	3	4	21	15.9	4.6	0.4	0.26	0.6	0.57	6.0	8C	12C	9C	12C	19C	4C	21C
Motiejunas	34	8	5	2	4	2	19	12.2	2.1	0.7	0.16	0.8	0.23	5.7	7C	12C	4C	6C	8C	5C	19C
Beverley	28	7	9	3	3	2	15	17.4	2.7	2.9	0.90	1.1	0.51	5.6	6C	10C	6C	8C	7C	9C	15C
Garcia (TOT)	36	6	5	3	3	4	25	17.7	1.6	1.1	0.79	0.6	0.66	5.5	13	25	10	13	12	7	31
Garcia (HOU)	36	4	5	3	2	3	15	17.7	1.3	1.1	0.78	0.7	0.39	6.4							
Jones	30	12	3	3	2	6	14	14.5	3.4	0.8	0.63	0.7	1.00	5.5	6C	12C	4C	4C	12C	3C	14C
Robinson (TOT)	30	14	3	3	5	3	15	15.1	4.5	0.7	0.59	1.3	0.37	4.8	6C	11C	4C	10C	14C	3C	15C
Robinson (HOU)	28	8	2	3	5	2	15	13.0	4.1	0.5	0.84	1.2	0.26	4.5							
Anderson (TOT)	39	8	4	2	4	1	14	10.3	1.8	1.1	0.38	0.6	0.13	3.8	7	17	6	8	8C	4C	19
Anderson (HOU)	39	8	4	2	4	1	14	10.6	2.0	1.1	0.41	0.6	0.10	4.0							
Cook	38	7	4	1	3	1	18	10.3	1.1	0.6	0.38	0.4	0.13	3.4	9	21	9	9	9	5	27
Aldrich	18	6	1	1	4	2	6	7.1	1.9	0.2	0.10	0.5	0.30	1.7	6	7	4	4	13	1T	12
Machado	7	1	2	1	2	0	2	3.5	0.2	1.0	0.33	1.3	0.00	1.3	1C	2C	2C	2C	1C	2C	2C
Ohlbrecht	6	1	1	1	2	0	3	4.0	0.3	0.3	0.33	1.3	0.00	1.0	1C	2C	1C	1C	1C	1C	3C
Honeycutt (TOT)	7	3	2	0	2	1	4	3.6	1.1	0.2	0.00	0.6	0.11	0.9	3	5	2T	2T	5	3	7
ROCKETS	265	58	35	15	24	12	140	241.2	43.4	23.2	8.28	16.4	4.38	106.0	67	138	47	65	89	50	156
OPPONENTS	265	57	40	16	25	13	134	241.2	41.6	22.7	8.45	14.8	6.07	102.5	67	131	46	62	82	47	165

2012-2013 Transactions

June 26 Acquired the 18th overall pick in the 2012 NBA Draft from Minnesota in exchange for **Chase Budinger** and the draft rights to **Lior Eliyahu**.

June 27 Traded up to the 12th overall pick in the 2012 NBA Draft while acquiring **Jon Brockman**, **Jon Leuer** and **Shaun Livingston** from Milwaukee in exchange for **Samuel Dalembert**, the 14th overall pick in the 2012 NBA Draft, a future second-round pick and cash considerations.

June 28 Selected Connecticut guard/forward **Jeremy Lamb** (12th overall), Iowa State forward **Royce White** (16th overall) and Kentucky forward **Terrence Jones** (18th overall) in the 2012 NBA Draft.

June 29 Acquired the draft rights to Turkish forward **Furkan Aldemir** (53rd overall) from the L.A. Clippers as part of a four-team trade involving the Clippers, Dallas and Utah.

July 6 Signed **Donatas Motiejunas** to a multi-year contract.

July 11 Acquired a future lottery pick and **Gary Forbes** from Toronto in exchange for **Kyle Lowry**. The Rockets then agreed to a sign-and-trade with **Marcus Camby**, which sent him to New York in exchange for **Toney Douglas**, **Josh Harrellson**, **Jerome Jordan**, second-round draft picks in 2014 and 2015, as well as cash considerations.

July 13 Waived **Luis Scola** and designated him as the team's amnesty player under the new CBA.

July 14 Inked New York restricted free agent **Jeremy Lin** to an offer sheet.

July 17 Announced the signing of **Jeremy Lin** after New York chose not to match Houston's offer sheet.

July 18 Waived **Jerome Jordan** and **Jon Leuer**.

July 20 Agreed to a sign-and-trade with **Courtney Lee**, which sent him to Boston as part of a three-team trade. The Rockets received from Boston a Charlotte second-round draft pick in the 2013 NBA Draft, **JaJuan Johnson**,

2012-2013 Transactions

E'Twaun Moore and **Sean Williams**. Houston also acquired the rights to **Jon Diebler** from Portland. Houston subsequently waived **Moore**.

July 21 Signed Chicago restricted free agent **Omer Asik** to an offer sheet.

July 24 Added **Omer Asik** after Chicago chose not to match Houston's offer sheet.

July 26 Announced the signing of 2012 first-round picks **Jeremy Lamb**, **Royce White** and **Terrence Jones**.

Aug. 15 Waived **Josh Harrellson**.

Aug. 20 Signed Milwaukee unrestricted free agent **Carlos Delfino**.

Aug. 27 Waived **Sean Williams**.

Sept. 5 Waived **Diamon Simpson**.

Sept. 7 Signed rookie free agent **Scott Machado**.

Sept. 20 Waived **Courtney Fortson**.

Sept. 24 Signed **Kyle Fogg** and **Demetri McCamey**.

Oct. 12 Waived **Kyle Fogg** and **Demetri McCamey**.

Oct. 27 Acquired **James Harden**, **Cole Aldrich**, **Daequan Cook** and **Lazar Hayward** from Oklahoma City in exchange for **Kevin Martin**, **Jeremy Lamb** and three future draft selections.

Oct. 29 Waived **Jon Brockman**, **Gary Forbes**, **Lazar Hayward**, **JaJuan Johnson** and **Shaun Livingston**.

Oct. 31 Signed **James Harden** to a multi-year contract extension and picked up the 2013-14 options of **Marcus Morris** and **Patrick Patterson**.

Nov. 10 Coach **Kevin McHale** took an immediate leave of absence from the team to attend to a personal family matter. Assistant **Kelvin Sampson** served as acting head coach in McHale's absence.

Dec. 8 Coach **Kevin McHale** rejoined the team.

Jan. 2 Waived **Daequan Cook** and signed free agent **James Anderson**.

Jan. 6 Suspended **Royce White** for refusing to provide services as required by his Uniform Player Contract.

Jan. 7 Waived **Scott Machado** and signed **Patrick Beverley**.

Jan. 26 Re-instated **Royce White**.

Feb. 11 **Royce White** reported to Rio Grande Valley.

Feb. 20 Acquired **Thomas Robinson**, **Francisco Garcia** and **Tyler Honeycutt** from Sacramento in exchange for **Patrick Patterson**, **Toney Douglas** and **Cole Aldrich**.

Feb. 21 Acquired Phoenix's 2013 second-round draft pick for **Marcus Morris**.

Feb. 25 Signed **Tim Ohlbrecht** from Rio Grande Valley.

Mar. 5 Waived **Tyler Honeycutt** and signed free agent **Aaron Brooks**.

2012-2013 Miscellaneous Statistics

Record Breakdown

	Record	Home	Road	OT
Overall	45-37	29-12	16-25	0-4
Atlantic	7-3	5-0	2-3	0-0
Central	7-3	3-2	4-1	0-0
Southeast	7-3	4-1	3-2	0-0
Eastern	21-9	12-3	9-6	0-0
Southwest	6-10	5-3	1-7	0-1
Northwest	8-10	5-4	3-6	0-2
Pacific	10-8	7-2	3-6	0-1
Western	24-28	17-9	7-19	0-4

Monthly Record

	Record	Home	Road	OT
October	1-0	0-0	1-0	0-0
November	6-8	5-3	1-5	0-2
December	10-6	7-3	3-3	0-1
January	8-9	3-2	5-7	0-0
February	6-5	4-1	2-4	0-0
March	9-5	7-2	2-3	0-0
April	5-4	3-1	2-3	0-1

Daily Record

	Record	Home	Road	OT
Sunday	3-4	3-1	0-3	0-0
Monday	5-4	2-2	3-2	0-1
Tuesday	7-1	5-1	2-0	0-0
Wednesday	11-12	8-4	3-8	0-1
Thursday	0-0	0-0	0-0	0-0
Friday	12-8	5-1	7-7	0-1
Saturday	7-8	6-3	1-5	0-1

Streaks

Longest Overall Win Streak: 5
(2x: last Dec. 31 vs. Atlanta - Jan. 8 vs. L.A. Lakers)
Longest Overall Losing Streak: 7
(Jan. 9 at New Orleans - Jan. 19 at Minnesota)
Longest Home Win Streak: 6
(Nov. 14 vs. New Orleans - Dec. 4 vs. L.A. Lakers)
Longest Home Losing Streak: 2
(3x: last Jan. 15 vs. L.A. Clippers - Jan. 23 vs. Denver)
Longest Road Win Streak: 3
(2x: last Jan. 21 at Charlotte - Jan. 28 at Utah)
Longest Road Losing Streak: 7
(Nov. 9 at Memphis - Dec. 16 at Toronto)

Rockets Record When ...

Leading after first quarter	28-12
Trailing after first quarter	16-24
Tied after first quarter	1-1
Leading at halftime	33-9
Trailing at halftime	12-26
Tied at halftime	0-2
Leading after third quarter	35-9
Trailing after third quarter	9-28
Tied after third quarter	1-0
Outrebounding their opponent	32-15
Being outrebounded	11-22
Tied in rebounding	2-0
Shooting .500 or better	21-2
Shooting under .500	24-35
Opponents shooting .500 or better	3-14
Opponents shooting under .500	42-23
Making more free throws	35-15
Making fewer free throws	10-19
Making same number of free throws	0-3
Making more 3-pointers	36-20
Making fewer 3-pointers	6-13
Making same number of 3-pointers	3-4
Committing more turnovers	25-28
Committing fewer turnovers	18-4
Committing same number of turnovers	2-5
When the Rockets Score ...	
100 points or more	38-18
Less than 100 points	7-19
When the Opponent Scores ...	
100 points or more	21-30
Less than 100 points	24-7

Attendance

Overall 1,420,845 (17,327)
Home 683,564 (16,672)
High: 18,460 (20 sellouts)
Road 737,281 (17,982)

Back-to-Backs

Swept: 3 **Split:** 12 **Opponents Swept:** 6

	Overall	H-R	R-H	R-R	H-H
First Game:	12-9	4-1	2-4	6-4	0-0
Second Game:	6-15	0-5	3-3	3-7	0-0

Win-Loss Margins

Margins	**1**	**2**	**3**	**4**	**5**	**6**	**7**	**8**	**9**	**10**	**11**	**12**	**13**	**14**	**15**	**16**	**17**	**18**	**19**	**20**	**21+**
Won	1	1	3	2	0	3	2	5	2	2	0	2	3	3	1	1	1	2	1	0	10
Lost	0	3	2	3	1	4	4	4	3	4	2	1	1	0	0	0	0	1	0	0	4

2012-2013 Houston Rockets Results

Record: 45-37 (Home: 29-12, Road: 16-25)

vs. West: 24-28 (Southwest: 6-10, Northwest: 8-10, Pacific: 10-8), vs. East: 21-9 (Atlantic: 7-3, Central: 7-3, Southeast: 7-3)

Date	Opponent	Result	Home	Road	Total	High Scorer	High Rebounder	High Assist	Opp. High Scorer	Attendance
Oct. 31	@ Detroit	W, 105-96	0-0	1-0	1-0	Harden-37	Asik-9	Harden-12	Knight-15	16,646
Nov. 2	@ Atlanta	W, 109-102	0-0	2-0	2-0	Harden-45	Asik-19	Lin-7	L. Williams-22	18,238
Nov. 3	**PORTLAND**	**L, 85-95 (OT)**	**0-1**	**2-0**	**2-1**	**Harden-24**	**Asik-15**	**Lin-7**	**Aldridge-27**	**18,140***
Nov. 7	**DENVER**	**L, 87-93**	**0-2**	**2-0**	**2-2**	**Delfino-19**	**Asik-13**	**Lin-6**	**Lawson-21**	**13,372**
Nov. 9	@ Memphis	L, 85-93	0-2	2-1	2-3	Parsons-19	Asik-13	Harden-4, Patterson-4	Gay-21	16,087
Nov. 10	**DETROIT**	**W, 96-82**	**1-2**	**2-1**	**3-3**	**Harden-20**	**Asik-8, Morris-8**	**Lin-8**	**Knight-16**	**15,037**
Nov. 12	**MIAMI**	**L, 110-113**	**1-3**	**2-1**	**3-4**	**Parsons-25**	**Asik-14**	**Lin-6**	**James-38**	**18,041***
Nov. 14	**NEW ORLEANS**	**W, 100-96**	**2-3**	**2-1**	**4-4**	**Harden-30**	**Asik-12**	**Delfino-4, Harden-4, Lin-4**	**Vasquez-24**	**14,535**
Nov. 16	@ Portland	L, 117-119 (OT)	2-3	2-2	4-5	Harden-29	Asik-16	Lin-11	Batum-35	20,382
Nov. 18	@ L.A. Lakers	L, 108-119	2-3	2-3	4-6	Parsons-24	Asik-9	Lin-10	Howard-28	18,997
Nov. 19	@ Utah	L, 91-102	2-3	2-4	4-7	Patterson-19	Parsons-10	Parsons-5	Hayward-15	19,197
Nov. 21	**CHICAGO**	**W, 93-89**	**3-3**	**2-4**	**5-7**	**Harden-28**	**Parsons-13**	**Harden-3, Lin-3**	**Robinson-21**	**15,950**
Nov. 23	**NEW YORK**	**W, 131-103**	**4-3**	**2-4**	**6-7**	**Harden-33**	**Asik-14**	**Harden-9**	**Anthony-37**	**18,038***
Nov. 27	**TORONTO**	**W, 117-101**	**5-3**	**2-4**	**7-7**	**Harden-24**	**Asik-18**	**Harden-12**	**Bargnani-21**	**12,907**
Nov. 28	@ Oklahoma City	L, 98-120	5-3	2-5	7-8	Patterson-27	Asik-12	Lin-8	Durant-37	18,203
Dec. 1	**UTAH**	**W, 124-116**	**6-3**	**2-5**	**8-8**	**Patterson-20**	**Asik-12**	**Lin-8**	**Hayward-21**	**14,432**
Dec. 4	**L.A. LAKERS**	**W, 107-105**	**7-3**	**2-5**	**9-8**	**Douglas-22**	**Harden-10**	**Harden-6**	**Bryant-39**	**18,052***
Dec. 7	@ San Antonio	L, 92-114	7-3	2-6	9-9	Harden-29	Lin-6	Harden-5, Patterson-5	Parker-17	18,581
Dec. 8	**DALLAS**	**L, 109-116**	**7-4**	**2-6**	**9-10**	**Harden-39**	**Parsons-10**	**Harden-9**	**Mayo-40**	**15,726**
Dec. 10	**SAN ANTONIO**	**L, 126-134 (OT)**	**7-5**	**2-6**	**9-11**	**Lin-38**	**Asik-10**	**Lin-7**	**Neal-29**	**13,959**
Dec. 12	**WASHINGTON**	**W, 99-93**	**8-5**	**2-6**	**10-11**	**Harden-31**	**Asik-16**	**Lin-6**	**Beal-20**	**13,351**
Dec. 14	**BOSTON**	**W, 101-89**	**9-5**	**2-6**	**11-11**	**Harden-21**	**Asik-10**	**Parsons-8**	**Pierce-18**	**15,679**
Dec. 16	@ Toronto	L, 96-103	9-5	2-7	11-12	Harden-28	Asik-13	Harden-4, Parsons-4	Anderson-24	17,863
Dec. 17	@ New York	W, 109-96	9-5	3-7	12-12	Harden-28	Harden-10	Lin-9	Copeland-29	19,033
Dec. 19	**PHILADELPHIA**	**W, 125-103**	**10-5**	**3-7**	**13-12**	**Harden-33**	**Asik-15**	**Harden-7**	**N. Young-21**	**15,266**
Dec. 22	**MEMPHIS**	**W, 121-96**	**11-5**	**3-7**	**14-12**	**Harden-31**	**Asik-12**	**Lin-11**	**Conley-16**	**18,029***
Dec. 25	@ Chicago	W, 120-97	11-5	4-7	15-12	Harden-26	Asik-18	Lin-11	Robinson-27	22,310
Dec. 26	@ Minnesota	W, 87-84	11-5	5-7	16-12	Harden-30	Asik-17	Parsons-5	Barea-18	20,340
Dec. 28	@ San Antonio	L, 116-122	11-5	5-8	16-13	Harden-33	Asik-10	Lin-8	Parker-31	18,581
Dec. 29	**OKLAHOMA CITY**	**L, 94-124**	**11-6**	**5-8**	**16-14**	**Harden-25**	**Asik-8, Smith-8**	**Lin-7**	**Westbrook-28**	**18,460***
Dec. 31	**ATLANTA**	**W, 123-104**	**12-6**	**5-8**	**17-14**	**Harden-28**	**Asik-17**	**Delfino-8, Lin-8**	**L. Williams-21**	**18,160***
Jan. 2	**NEW ORLEANS**	**W, 104-92**	**13-6**	**5-8**	**18-14**	**Harden-31**	**Parsons-10, Patterson-10**	**Harden-7, Lin-7**	**Anderson-18**	**18,198***
Jan. 4	@ Milwaukee	W, 115-101	13-6	6-8	19-14	Harden-29	Asik-8	Harden-7, Lin-7, Parsons-7	Jennings-16	15,867
Jan. 5	@ Cleveland	W, 112-104	13-6	7-8	20-14	Harden-29	Smith-11	Lin-5	Irving-30	16,866
Jan. 8	**L.A. LAKERS**	**W, 125-112**	**14-6**	**7-8**	**21-14**	**Harden-31**	**Delfino-6, Harden-6, Lin-6**	**Harden-9**	**World Peace-24**	**18,135***
Jan. 9	@ New Orleans	L, 79-88	14-6	7-9	21-15	Harden-25	Patterson-10	Lin-5	Mason-17, Smith-17, Vasquez-17	11,453
Jan. 11	@ Boston	L, 91-103	14-6	7-10	21-16	Harden-24	Asik-11	Lin-6	Pierce-23	18,624

Date	Opponent	Result	Home	Road	Total	High Scorer	High Rebounder	High Assist	Opp. High Scorer	Attendance
Jan. 12	@ Philadelphia	L, 100-107	14-6	7-11	21-17	Harden-29	Asik-10	Harden-6	Jr. Holiday-30	17,329
Jan. 15	**L.A. CLIPPERS**	**L, 109-117**	**14-7**	**7-11**	**21-18**	**Harden-23**	**Asik-9**	**Lin-10**	**Crawford-30**	**16,823**
Jan. 16	@ Dallas	L, 100-105	14-7	7-12	21-19	Harden-20	Asik-15	Harden-7	Nowitzki-19	20,147
Jan. 18	@ Indiana	L, 95-105	14-7	7-13	21-20	Asik-22	Asik-12	Harden-7	George-31	16,902
Jan. 19	@ Minnesota	L, 79-92	14-7	7-14	21-21	Harden-18	Smith-8	Harden-5	Kirilenko-21	16,799
Jan. 21	@ Charlotte	W, 100-94	14-7	8-14	22-21	Harden-29	Asik-8, Morris-8	Harden-7	Walker-35	16,108
Jan. 23	**DENVER**	**L, 95-105**	**14-8**	**8-14**	**22-22**	**Harden-23**	**Asik-13**	**Harden-7**	**Lawson-21**	**16,867**
Jan. 25	@ New Orleans	W, 100-82	14-8	9-14	23-22	Harden-30	Patterson-13	Harden-8, Lin-8	Gordon-20	15,302
Jan. 26	**BROOKLYN**	**W, 119-106**	**15-8**	**9-14**	**24-22**	**Harden-29**	**Asik-16**	**Parsons-11**	**D. Williams-27**	**18,236***
Jan. 28	@ Utah	W, 125-80	15-8	10-14	25-22	Harden-25	Asik-19	Lin-7	Foye-12	18,387
Jan. 30	@ Denver	L, 110-118	15-8	10-15	25-23	Lin-22	Asik-18	Lin-5	Gallinari-27	17,399
Feb. 2	**CHARLOTTE**	**W, 109-95**	**16-8**	**10-15**	**26-23**	**Parsons-24, Patterson-24**	**Asik-15**	**Harden-11**	**Walker-24**	**15,494**
Feb. 5	**GOLDEN STATE**	**W, 140-109**	**17-8**	**10-15**	**27-23**	**Lin-28**	**Asik-15**	**Lin-9**	**Jack-20**	**15,453**
Feb. 6	@ Miami	L, 108-114	17-8	10-16	27-24	Harden-36	Asik-14	Harden-7	James-32	19,693
Feb. 8	**PORTLAND**	**W, 118-103**	**18-8**	**10-16**	**28-24**	**Harden-35**	**Asik-13**	**Harden-11**	**Aldridge-31**	**15,655**
Feb. 10	@ Sacramento	L, 111-117	18-8	10-17	28-25	Harden-30	Asik-12	Beverley-8	Salmons-23, Thomas-23	15,526
Feb. 12	@ Golden State	W, 116-107	18-8	11-17	29-25	Harden-27	Asik-15	Lin-10	Curry-27	19,596
Feb. 13	@ L.A. Clippers	L, 96-106	18-8	11-18	29-26	Parsons-17	Asik-7	Lin-7	Griffin-20	19,251
Feb. 20	**OKLAHOMA CITY**	**W, 122-119**	**19-8**	**11-18**	**30-26**	**Harden-46**	**Asik-10**	**Lin-7**	**Sefolosha-28, Westbrook-28**	**18,224***
Feb. 22	@ Brooklyn	W, 106-96	19-8	12-18	31-26	Delfino-22, Harden-22	Asik-11	Lin-6	Lopez-27	17,732
Feb. 23	@ Washington	L, 103-105	19-8	12-19	31-27	Harden-27	Asik-10	Harden-6, Lin-6	Beal-21	20,308
Feb. 27	**MILWAUKEE**	**L, 107-110**	**19-9**	**12-19**	**31-28**	**Harden-25**	**Asik-22**	**Harden-7, Lin-7**	**Ellis-27**	**15,463**
Mar. 1	@ Orlando	W, 118-110	19-9	13-19	32-28	Harden-24	Asik-12	Harden-8	Harris-27	16,677
Mar. 3	**DALLAS**	**W, 136-103**	**20-9**	**13-19**	**33-28**	**Parsons-32**	**Asik-10**	**Lin-9**	**Mayo-18**	**18,123***
Mar. 6	@ Dallas	L, 108-112	20-9	13-20	33-29	Harden-28	Asik-15	Harden-9	Marion-22, Nowitzki-22	20,344
Mar. 8	@ Golden State	W, 94-88	20-9	14-20	34-29	Parsons-26	Asik-17	Harden-11	Curry-24	19,596
Mar. 9	@ Phoenix	L, 105-107	20-9	14-21	34-30	Harden-38	Asik-16	Harden-8	Dudley-22	16,734
Mar. 13	**PHOENIX**	**W, 111-81**	**21-9**	**14-21**	**35-30**	**Motiejunas-19**	**Smith-12**	**Lin-6**	**Johnson-15**	**18,132***
Mar. 15	**MINNESOTA**	**W, 108-100**	**22-9**	**14-21**	**36-30**	**Harden-37**	**Asik-11**	**Harden-8, Lin-8**	**Barea-19, Williams-19**	**18,046***
Mar. 17	**GOLDEN STATE**	**L, 78-108**	**22-10**	**14-21**	**36-31**	**Harden-21, Lin-21**	**Asik-11**	**Harden-8**	**Curry-29**	**18,219***
Mar. 20	**UTAH**	**W, 100-93**	**23-10**	**14-21**	**37-31**	**Harden-29**	**Asik-12**	**Lin-6**	**Hayward-27**	**15,739**
Mar. 22	**CLEVELAND**	**W, 116-78**	**24-10**	**14-21**	**38-31**	**Harden-20**	**Smith-13**	**Lin-6**	**Livingston-14**	**15,694**
Mar. 24	**SAN ANTONIO**	**W, 96-95**	**25-10**	**14-21**	**39-31**	**Harden-29**	**Asik-14**	**Harden-6**	**Parker-23**	**18,245***
Mar. 27	**INDIANA**	**L, 91-100**	**25-11**	**14-21**	**39-32**	**Harden-22**	**Smith-19**	**Harden-8**	**Hibbert-28**	**18,134***
Mar. 29	@ Memphis	L, 94-103	25-11	14-22	39-33	Motiejunas-16, Parsons-16	Smith-9	Anderson-4, Harden-4	Gasol-21, Randolph-21	18,119
Mar. 30	**L.A. CLIPPERS**	**W, 98-81**	**26-11**	**14-22**	**40-33**	**Garcia-15, Lin-15, Parsons-15**	**Asik-12**	**Parsons-4**	**Paul-19**	**18,303***
Apr. 1	**ORLANDO**	**W, 111-103**	**27-11**	**14-22**	**41-33**	**Asik-22**	**Asik-18**	**Lin-11**	**Harkless-28**	**16,273**
Apr. 3	@ Sacramento	W, 112-102	27-11	15-22	42-33	Parsons-29	Jones-12	Lin-10	Evans-22	12,377
Apr. 5	@ Portland	W, 116-98	27-11	16-22	43-33	Harden-33	Asik-11	Lin-8	Aldridge-32	20,400
Apr. 6	@ Denver	L, 114-132	27-11	16-23	43-34	Lin-23	Asik-9	Beverley-9	Brewer-22	19,155
Apr. 9	**PHOENIX**	**W, 101-98**	**28-11**	**16-23**	**44-34**	**Harden-33**	**Asik-22**	**Harden-6, Lin-6**	**Scola-28**	**16,673**
Apr. 12	**MEMPHIS**	**L, 78-82**	**28-12**	**16-23**	**44-35**	**Harden-30**	**Jones-12**	**Harden-6**	**Gasol-15, Randolph-15**	**18,163***
Apr. 14	**SACRAMENTO**	**W, 121-100**	**29-12**	**16-23**	**45-35**	**Harden-29**	**Asik-12**	**Harden-9**	**Outlaw-15**	**18,138***
Apr. 15	@ Phoenix	L, 112-119	29-12	16-24	45-36	Parsons-24	Delfino-8	Parsons-7	Scola-26	17,135
Apr. 17	@ L.A. Lakers	L, 95-99 (OT)	29-12	16-25	45-37	Harden-30	Asik-12	Lin-8	Blake-24	18,997

Overall Attendance:1,420,845 (17,327) **Home Attendance:**683,564 (16,672)***Denotes home sellout** **Road Attendance:** 737,281 (17,982)

Rockets Highs

Points	140	vs. Golden State	2/5
Biggest Winning Margin	45	at Utah	1/28
Field Goals Made	48	vs. L.A. Lakers	1/8
Field Goals Attempted	101	vs. L.A. Lakers	12/4
Field Goal Pct. (Game)	.595	vs. Portland	2/8
Field Goal Pct. (Half)	.649	vs. Portland (1st)	2/8
Field Goal Pct. (Qtr.)	.722	at Chicago (2nd)	12/25
3-Point FGs Made	23	vs. Golden State	2/5
3-Point FGs Attempted	46	at Washington	2/23
3-Point FG Pct.	.575	vs. Golden State	2/5
Free Throws Made	32	at Charlotte	1/21
Free Throws Attempted	41	at Charlotte	1/21
Free Throw Pct.	.933	at Memphis	11/9
Offensive Rebounds	23	at Atlanta	11/2
Defensive Rebounds	43	at Dallas	1/16
Total Rebounds	58	at Atlanta	11/2
Assists	35	vs. Golden State	2/5
Personal Fouls	29	4x: last at Denver	1/30
Steals	15	vs. Denver	11/7
Turnovers	24	2x: last vs. Oklahoma City	12/29
Blocked Shots	12	vs. Sacramento	4/14
Points in the Paint	70	vs. Milwaukee	2/27
2nd Chance Points	29	vs. L.A. Lakers	12/4
Fast Break Points	36	vs. Dallas	3/3

Rockets Lows

Points	78	2x: last vs. Memphis	4/12
Biggest Losing Margin	30	2x: last vs. Golden State	3/17
Field Goals Made	23	vs. Memphis	4/12
Field Goals Attempted	71	at New Orleans	1/25
Field Goal Pct. (Game)	.311	vs. Memphis	4/12
Field Goal Pct. (Half)	.196	vs. Golden State (1st)	3/17
Field Goal Pct. (Qtr.)	.130	vs. Golden State (1st)	3/17
3-Point FGs Made	5	3x: last at L.A. Clippers	2/13
3-Point FGs Attempted	19	vs. Chicago	11/21
3-Point FG Pct.	.192	vs. Portland (OT)	11/3
Free Throws Made	7	at San Antonio	12/7
Free Throws Attempted	8	at San Antonio	12/7
Free Throw Pct.	.414	at Boston	1/11
Offensive Rebounds	4	2x: last vs. Atlanta	12/31
Defensive Rebounds	20	at Memphis	3/29
Total Rebounds	34	2x: last at Orlando	3/1
Assists	14	2x: last at Minnesota	1/19
Personal Fouls	11	vs. Atlanta	12/31
Steals	3	vs. New Orleans	11/14
Turnovers	6	at Utah	1/28
Blocked Shots	0	2x: last vs. Dallas	3/3
Points in the Paint	22	2x: last vs. Memphis	4/12
2nd Chance Points	2	at San Antonio	12/7
Fast Break Points	5	2x: last vs. New Orleans	11/14

Rockets High/Low Quarters

	Highs		Lows	
1st Qtr.	38	vs. Golden State, 2/5	10	vs. Golden State, 3/17
2nd Qtr.	42	vs. Dallas, 12/8	14	at New Orleans, 1/9
1st Half	77	vs. Golden State, 2/5	31	vs. Golden State, 3/17
3rd Qtr.	44	vs. Dallas, 3/3	16	at Memphis, 3/29
4th Qtr.	39	vs. Utah, 12/1	10	at New Orleans, 1/9
2nd Half	72	vs. Dallas, 3/3	36	2x: last vs. N.O., 11/14
OT	6	2x: last vs. S.A. (OT), 12/10	4	vs. Portland (OT), 11/3
2OT	ð	ð	ð	ð
3OT	ð	ð	ð	ð

Opponents Highs

Points	134	vs. San Antonio (OT)	12/10
Biggest Winning Margin	30	2x: last vs. Golden State	3/17
Field Goals Made	54	at Denver	4/6
Field Goals Attempted	100	vs. Sacramento	4/14
Field Goal Pct. (Game)	.571	at San Antonio	12/28
Field Goal Pct. (Half)	.674	at L.A. Lakers (1st)	11/18
Field Goal Pct. (Qtr.)	.773	at L.A. Clippers (1st)	2/13
3-Point FGs Made	17	vs. New York	11/23
3-Point FGs Attempted	39	vs. New York	11/23
3-Point FG Pct.	.583	vs. Phoenix	4/9
Free Throws Made	34	at Dallas	1/16
Free Throws Attempted	43	at Dallas	1/16
Free Throw Pct.	.963	at Sacramento	2/10
Offensive Rebounds	18	at Memphis	11/9
Defensive Rebounds	44	at San Antonio	12/7
Total Rebounds	57	at L.A. Lakers (OT)	4/17
Assists	40	at Denver	4/6
Personal Fouls	33	vs. Dallas	3/3
Steals	16	vs. Oklahoma City	12/29
Turnovers	25	at Milwaukee	1/4
Blocked Shots	13	at Toronto	12/16
Points in the Paint	74	at Denver	4/6
2nd Chance Points	28	vs. Miami	11/12
Fast Break Points	35	at Denver	4/6

Opponents Lows

Points	78	vs. Cleveland	3/22
Biggest Losing Margin	45	at Utah	1/28
Field Goals Made	29	vs. Memphis	4/12
Field Goals Attempted	64	at Minnesota	1/19
Field Goal Pct. (Game)	.349	vs. Memphis	4/12
Field Goal Pct. (Half)	.270	vs. Memphis (2nd)	4/12
Field Goal Pct. (Qtr.)	.167	at New York (2nd)	12/17
3-Point FGs Made	2	3x: last at Portland	4/5
3-Point FGs Attempted	11	at Memphis	3/29
3-Point FG Pct.	.100	at Portland	4/5
Free Throws Made	6	2x: last at Brooklyn	2/22
Free Throws Attempted	7	vs. Atlanta	12/31
Free Throw Pct.	.545	at Brooklyn	2/22
Offensive Rebounds	4	2x: last vs. Atlanta	12/31
Defensive Rebounds	22	3x: last vs. Cleveland	3/22
Total Rebounds	29	vs. Phoenix	3/13
Assists	14	2x: last vs. Cleveland	3/22
Personal Fouls	10	at San Antonio	12/7
Steals	2	2x: last vs. Golden State	2/5
Turnovers	7	2x: last vs. Memphis	4/12
Blocked Shots	1	at Orlando	3/1
Points in the Paint	24	2x: last vs. Cleveland	3/22
2nd Chance Points	2	at Toronto	12/16
Fast Break Points	0	at L.A. Lakers (OT)	4/17

Opponents High/Low Quarters

	Highs		Lows	
1st Qtr.	46	at L.A. Clippers, 2/13	14	vs. Orlando, 4/1
2nd Qtr.	41	vs. San Antonio, 12/10	11	at New York, 12/17
1st Half	69	2x: last at Clippers, 2/13	33	vs. Utah, 3/20
3rd Qtr.	38	at Denver, 4/6	13	2x: last vs. L.A.C., 3/30
4th Qtr.	36	at New York, 12/17	12	at Golden State, 3/8
2nd Half	68	at Denver, 4/6	31	vs. L.A. Clippers, 3/30
OT	14	2x: last vs. S.A. (OT), 12/10	8	at Portland (OT), 11/16
2OT	ð	ð	ð	ð
3OT	ð	ð	ð	ð

Rockets Highs

Rockets Points
46 James Harden ..... vs. Oklahoma City, 2/20
45 James Harden ..... at Atlanta, 11/2
39 James Harden ..... vs. Dallas, 12/8
38 Jeremy Lin ..... vs. San Antonio (OT), 12/10
38 James Harden ..... at Phoenix, 3/9

Rockets Points in a Half
30 James Harden (1st) ..... vs. Dallas, 12/8
28 James Harden (2nd) ..... at Atlanta, 11/2
26 Chandler Parsons (1st) ..... vs. New York, 11/23
25 5x: last James Harden (2nd) ..... vs. Minnesota, 3/15

Rockets Points in a Quarter
19 James Harden (2nd) ..... vs. Dallas, 12/8
18 James Harden (4th) ..... at Atlanta, 11/2
18 Chandler Parsons (1st) ..... vs. New York, 11/23
17 4x: last James Harden (1st) ..... at Portland, 4/5

Rockets Minutes
47:39 Chandler Parsons ..... at Portland (OT), 11/16
46:36 Chandler Parsons ..... vs. Portland (OT), 11/3
45:47 James Harden (regulation high) ..... vs. Dallas, 12/8

Rockets Field Goals Made
14 James Harden ..... at Detroit, 10/31
14 James Harden ..... at Atlanta, 11/2
14 James Harden ..... vs. Oklahoma City, 2/20

Rockets Field Goals Attempted
25 James Harden ..... at Detroit, 10/31
25 James Harden ..... at L.A. Lakers (OT), 4/17
24 3x: last James Harden ..... vs. Memphis, 4/12

Rockets 3-Point Field Goals Made
7 James Harden ..... vs. Oklahoma City, 2/20
7 James Harden ..... at Phoenix, 3/9
6 6x: last Carlos Delfino ..... at Phoenix, 4/15

Rockets 3-Point Field Goals Attempted
13 James Harden ..... at L.A. Lakers (OT), 4/17
12 Carlos Delfino ..... at Washington, 2/23
11 2x: last James Harden ..... at Washington, 2/23

Rockets Free Throws Made
19 James Harden ..... at Charlotte, 1/21
17 James Harden ..... vs. Philadelphia, 12/19
17 James Harden ..... vs. Utah, 3/20

Rockets Free Throws Attempted
21 James Harden ..... at Charlotte, 1/21
18 James Harden ..... vs. Philadelphia, 12/19
18 James Harden ..... vs. Minnesota, 3/15
18 James Harden ..... vs. Utah, 3/20

Rockets Offensive Rebounds
9 Omer Asik ..... at Atlanta, 11/2
8 Terrence Jones ..... at Sacramento, 4/3
7 5x: last Omer Asik ..... vs. Phoenix, 4/9

Rockets Defensive Rebounds
17 Omer Asik ..... vs. Atlanta, 12/31
17 Omer Asik ..... at Utah, 1/28
16 Omer Asik ..... at Minnesota, 12/26
16 Omer Asik ..... vs. Milwaukee, 2/27

Rockets Total Rebounds
22 Omer Asik ..... vs. Milwaukee, 2/27
22 Omer Asik ..... vs. Phoenix, 4/9
19 Omer Asik ..... at Atlanta, 11/2
19 Omer Asik ..... at Utah, 1/28
19 Greg Smith ..... vs. Indiana, 3/27

Rockets Assists
12 James Harden ..... at Detroit, 10/31
12 James Harden ..... vs. Toronto, 11/27
11 8x: last Jeremy Lin ..... vs. Orlando, 4/1

Rockets Steals
7 James Harden ..... at Cleveland, 1/5
6 Jeremy Lin ..... vs. Denver, 11/7
6 Jeremy Lin ..... at New Orleans, 1/25

Rockets Turnovers
9 James Harden ..... vs. Phoenix, 4/9
8 3x: last James Harden ..... vs. Memphis, 4/12

Rockets Blocked Shots
6 Terrence Jones ..... at Phoenix, 4/15
5 Terrence Jones ..... vs. Sacramento, 4/14
4 3x: last Greg Smith ..... at L.A. Lakers (OT), 4/17

Opponents Highs

Opponents Points
40 O.J. Mayo ..... vs. Dallas, 12/8
39 Kobe Bryant ..... vs. L.A. Lakers, 12/4
38 LeBron James ..... vs. Miami, 11/12
37 Carmelo Anthony ..... vs. New York, 11/23
37 Kevin Durant ..... at Oklahoma City, 11/28

Opponents Points in a Half
32 LeBron James (2nd) ..... vs. Miami, 11/12
29 Chris Copeland (2nd) ..... at New York, 12/17
27 Nate Robinson (2nd) ..... at Chicago, 12/25
24 Carmelo Anthony (1st) ..... vs. New York, 11/23
24 LaMarcus Aldridge (1st) ..... at Portland, 4/5

Opponents Points in a Quarter
20 Deron Williams (1st) ..... vs. Brooklyn, 1/26
18 Carmelo Anthony (1st) ..... vs. New York, 11/23
18 Chris Copeland (4th) ..... at New York, 12/17
18 Paul George (1st) ..... at Indiana, 1/18

Opponents Minutes
47:59 Steve Blake ..... at L.A. Lakers (OT), 4/17
46:34 Nicolas Batum ..... at Portland (OT), 11/16
44:37 Monta Ellis (regulation high) ..... vs. Milwaukee, 2/27

Opponents Field Goals Made
15 O.J. Mayo ..... vs. Dallas, 12/8
14 LeBron James ..... vs. Miami, 11/12
14 Carmelo Anthony ..... vs. New York, 11/23
14 Kobe Bryant ..... vs. L.A. Lakers, 12/4
14 LaMarcus Aldridge ..... vs. Portland, 2/8

Opponents Field Goals Attempted
31 Kobe Bryant ..... vs. L.A. Lakers, 12/4
29 LaMarcus Aldridge ..... vs. Portland (OT), 11/3
26 2x: last O.J. Mayo ..... vs. Dallas, 12/8

Opponents 3-Point Field Goals Made
7 Carmelo Anthony ..... vs. New York, 11/23
7 Gary Neal ..... vs. San Antonio (OT), 12/10
7 Paul George ..... at Indiana, 1/18

Opponents 3-Point Field Goals Attempted
12 Carmelo Anthony ..... vs. New York, 11/23
12 Steve Blake ..... at L.A. Lakers (OT), 4/17
11 2x: last Wesley Matthews ..... at Portland, 4/5

Opponents Free Throws Made
13 Dwyane Wade ..... at Miami, 2/6
13 Isaiah Thomas ..... at Sacramento, 2/10
12 O.J. Mayo ..... at Dallas, 1/16

Opponents Free Throws Attempted
16 Dwight Howard ..... vs. L.A. Lakers, 12/4
13 3x: last Isaiah Thomas ..... at Sacramento, 2/10

Opponents Offensive Rebounds
9 Kenneth Faried ..... vs. Denver, 11/7
8 Tristan Thompson ..... at Cleveland, 1/5
7 2x: last John Henson ..... at Milwaukee, 1/4

Opponents Defensive Rebounds
15 Pau Gasol ..... at L.A. Lakers (OT), 4/17
15 Dwight Howard ..... at L.A. Lakers (OT), 4/17
13 Luis Scola ..... at Phoenix, 4/15

Opponents Total Rebounds
20 Pau Gasol ..... at L.A. Lakers (OT), 4/17
18 Tyson Chandler ..... at New York, 12/17
18 Dwight Howard ..... at L.A. Lakers (OT), 4/17
16 3x: last Tristan Thompson ..... at Cleveland, 1/5

Opponents Assists
14 Jose Calderon ..... at Toronto, 12/16
14 Greivis Vasquez ..... vs. New Orleans, 1/2
14 Andre Iguodala ..... at Denver, 4/6
14 Goran Dragic ..... at Phoenix, 4/15

Opponents Steals
6 Nicolas Batum ..... vs. Portland (OT), 11/3
6 Monta Ellis ..... vs. Milwaukee, 2/27
5 3x: last Markieff Morris ..... at Phoenix, 4/15

Opponents Turnovers
8 Kyrie Irving ..... at Cleveland, 1/5
7 4x: last Russell Westbrook ..... vs. Oklahoma City, 2/20

Opponents Blocked Shots
7 Bismack Biyombo ..... at Charlotte, 1/21
6 Serge Ibaka ..... at Oklahoma City, 11/28
6 Markieff Morris ..... at Phoenix, 4/15

PLAYER	MIN	FGM	3FGM	FTM	REBOUNDS OFF	DEF	TOT	AST	ST	TO	BLK	PTS
COLE ALDRICH Hou.	18 Jan. 21 at Cha.	3 (4) Feb. 8 vs Port.	0	2 Nov. 7 vs Den.	2 (3) Jan. 21 at Cha.	5 Feb. 10 at Sac.	6 Nov. 3 vs Port.	1T(6) Feb. 8 vs Port.	1 (3) Jan. 21 at Cha.	4C Dec. 29 vs OKC.	2 (2) Feb. 8 vs Port.	6 (4) Feb. 8 vs Port.
JAMES ANDERSON S.A.-Hou.	39 April 1 vs Orl.	5 March 22 vs Clev.	3C April 6 at Den.	5 Feb. 13 at LA-C	4 April 1 vs Orl.	6C Feb. 5 vs G.S.	8C(2) April 1 vs Orl.	4C(3) March 29 at Mem.	2C(3) March 30 vs LA-C	4T March 30 vs LA-C	1T(5) April 14 vs Sac.	14 Feb. 13 at LA-C
JAMES ANDERSON Hou.	39 April 1 vs Orl.	5 March 22 vs Clev.	3C April 6 at Den.	5 Feb. 13 at LA-C	4 April 1 vs Orl.	6C Feb. 5 vs G.S.	8C(2) April 1 vs Orl.	4C(3) March 29 at Mem.	2T(2) March 30 vs LA-C	4T March 30 vs LA-C	1T(3) April 14 vs Sac.	14 Feb. 13 at LA-C
OMER ASIK	44C Nov. 16 at Port.	11C April 1 vs Orl.	0	11C(2) Dec. 10 vs S.A.	9T Nov. 2 at Atl.	17C(2) Jan. 28 at Utah	22C(2) April 9 vs Phoe.	4C Jan. 30 at Den.	4C Nov. 10 vs Det.	7C Jan. 30 at Den.	4 Feb. 8 vs Port.	22C(2) April 1 vs Orl.
PATRICK BEVERLEY	28C March 27 vs Ind.	6C Feb. 23 at Wash.	3C(3) March 1 at Orl.	6C Feb. 5 vs G.S.	4C March 3 vs Dall.	4C(4) April 17 at LA-L	7C March 3 vs Dall.	9C April 6 at Den.	3C(4) March 20 vs Utah	3C(4) April 14 vs Sac.	2C March 29 at Mem.	15C Feb. 23 at Wash.
AARON BROOKS Sac.-Hou.	35 (2) Dec. 12 at Milw.	9 Dec. 19 vs G.S.	3 (5) Dec. 19 vs G.S.	6 Dec. 5 vs Tor.	2 Nov. 27 vs Minn.	5 Dec. 10 at Dall.	5 (3) Jan. 5 at Brk.	6 (2) Dec. 23 vs Port.	4 Nov. 24 vs Utah	4 (3) Jan. 23 vs Phoe.	2C April 6 at Den.	23 Dec. 19 vs G.S.
AARON BROOKS Hou.	10 April 6 at Den.	3 April 6 at Den.	1 (2) April 6 at Den.	0	1 March 17 vs G.S.	1 April 5 at Port.	1 (2) April 5 at Port.	4 March 22 vs Clev.	1 March 22 vs Clev.	3 March 13 vs Phoe.	2C April 6 at Den.	7 April 6 at Den.
DAEQUAN COOK Hou.	38 Nov. 28 at OKC.	7 Nov. 28 at OKC.	3 (2) Nov. 28 at OKC.	1 (2) Dec. 28 at S.A.	4C Nov. 28 at OKC.	3 Nov. 28 at OKC.	7 Nov. 28 at OKC.	4 Nov. 28 at OKC.	1 (6) Dec. 28 at S.A.	3 Nov. 28 at OKC.	1 (2) Nov. 28 at OKC.	18 Nov. 28 at OKC.
CARLOS DELFINO	42 Feb. 20 vs OKC.	8 (5) April 15 at Phoe.	6 (4) April 15 at Phoe.	5 March 29 at Mem.	4 March 15 vs Minn.	8 April 15 at Phoe.	10 March 15 vs Minn.	8T Dec. 31 vs Atl.	4 Feb. 20 vs OKC.	5T(2) Jan. 16 at Dall.	1 (9) April 15 at Phoe.	23 April 15 at Phoe.
TONEY DOUGLAS Hou.	41T Dec. 10 vs S.A.	8 (2) Jan. 4 at Milw.	5 (2) Dec. 19 vs Phil.	8C Nov. 21 vs Chi.	3 Dec. 4 vs LA-L	4 (2) Jan. 8 vs LA-L	5 (2) Jan. 8 vs LA-L	4 (5) Dec. 26 at Minn.	5T Dec. 29 vs OKC.	4 (3) Dec. 25 at Chi.	1T(2) Jan. 30 at Den.	22 Dec. 4 vs LA-L
FRANCISCO GARCIA Sac.-Hou.	36 April 9 vs Phoe.	9 Dec. 10 at Dall.	7C Dec. 10 at Dall.	3 Jan. 10 vs Dall.	1 (8) April 9 vs Phoe.	5 Jan. 2 at Clev.	6 Jan. 2 at Clev.	5 April 1 vs Orl.	3 (6) April 5 at Port.	3 Jan. 30 at Bos.	4 Feb. 9 vs Utah	25 Dec. 10 at Dall.
FRANCISCO GARCIA Hou.	36 April 9 vs Phoe.	6 April 9 vs Phoe.	4 (2) April 6 at Den.	2 (3) April 17 at LA-L	1 April 9 vs Phoe.	4 April 15 at Phoe.	4 April 15 at Phoe.	5 April 1 vs Orl.	3 (3) April 5 at Port.	2 April 3 at Sac.	3 April 1 vs Orl.	15 (2) April 9 vs Phoe.
JAMES HARDEN	46C Dec. 8 vs Dall.	14C(3) Feb. 20 vs OKC.	7C(2) March 9 at Phoe.	19C Jan. 21 at Cha.	5C Dec. 4 vs LA-L	11C Feb. 2 vs Cha.	12C Feb. 6 at Miami	12C(2) Nov. 27 vs Tor.	7C Jan. 5 at Clev.	9C April 9 vs Phoe.	4C Jan. 18 at Ind.	46C Feb. 20 vs OKC.
TYLER HONEYCUTT Sac.-Hou.	7 Jan. 7 vs Mem.	2 Jan. 12 vs Miami	0	2T Jan. 7 vs Mem.	1T(3) Jan. 5 at Brk.	3 Jan. 7 vs Mem.	3 Jan. 7 vs Mem.	2 Jan. 5 at Brk.	0	2C(2) Jan. 7 vs Mem.	1T Jan. 5 at Brk.	4 Jan. 12 vs Miami
TERRENCE JONES	30C Nov. 19 at Utah	6C(2) April 15 at Phoe.	2C April 6 at Den.	4C Nov. 19 at Utah	8C April 3 at Sac.	7C April 12 vs Mem.	12C(2) April 12 vs Mem.	3C Nov. 18 at LA-L	3C April 14 vs Sac.	2C(3) April 12 vs Mem.	6C April 15 at Phoe.	14C April 3 at Sac.
JEREMY LIN	45 April 12 vs Mem.	12 Feb. 20 vs OKC.	5C Feb. 5 vs G.S.	12C Dec. 10 vs S.A.	5C Nov. 2 at Atl.	7T(2) March 8 at G.S.	10C Nov. 2 at Atl.	11 (4) April 1 vs Orl.	6C(2) Jan. 25 at N.O.	7 (2) Jan. 8 vs LA-L	3T Nov. 12 vs Miami	38T Dec. 10 vs S.A.
SCOTT MACHADO Hou.	7C Dec. 29 vs OKC.	1C(3) Jan. 4 at Milw.	0	2C Nov. 28 at OKC.	0	1C Dec. 22 vs Mem.	1C Dec. 22 vs Mem.	2C(2) Dec. 25 at Chi.	1C(2) Dec. 29 vs OKC.	2C(4) Jan. 4 at Milw.	0	2C(4) Jan. 4 at Milw.
MARCUS MORRIS Hou.	37C Dec. 16 at Tor.	9C Dec. 29 vs OKC.	4C(3) Jan. 28 at Utah	5C(2) Dec. 16 at Tor.	5C Jan. 26 vs Brk.	7C(2) Jan. 21 at Cha.	10C Jan. 26 vs Brk.	5C Dec. 19 vs Phil.	3T Dec. 10 vs S.A.	3 (4) Feb. 12 at G.S.	3C Nov. 14 vs N.O.	24C Dec. 29 vs OKC.
DONATAS MOTIEJUNAS	34C April 1 vs Orl.	7C(3) March 29 at Mem.	2C(7) March 29 at Mem.	4C Feb. 27 vs Milw.	3C(5) April 5 at Port.	5C March 3 vs Dall.	8C March 3 vs Dall.	5C Feb. 27 vs Milw.	2C April 1 vs Orl.	4C April 6 at Den.	2C April 6 at Den.	19C March 13 vs Phoe.
TIM OHLBRECHT	6C March 3 vs Dall.	1C March 3 vs Dall.	0	1C March 3 vs Dall.	0	1C March 30 vs LA-C	1C March 30 vs LA-C	1C March 3 vs Dall.	1C March 3 vs Dall.	2C March 30 vs LA-C	0	3C March 3 vs Dall.
CHANDLER PARSONS	48C Nov. 16 at Port.	13C Nov. 23 vs N.Y.	6C(2) March 8 at G.S.	6T April 15 at Phoe.	3 (3) Feb. 2 vs Cha.	12C Nov. 21 vs Chi.	13C Nov. 21 vs Chi.	11C Jan. 26 vs Brk.	5C Dec. 17 at N.Y.	6C Jan. 12 at Phil.	3C Jan. 25 at N.O.	32C March 3 vs Dall.
PATRICK PATTERSON Hou.	38 (3) Nov. 28 at OKC.	11C Nov. 28 at OKC.	3C Jan. 4 at Milw.	6C Nov. 27 vs Tor.	5C(2) Feb. 5 vs G.S.	8 (2) Jan. 25 at N.O.	13T Jan. 25 at N.O.	5C Dec. 7 at S.A.	2 (3) Jan. 30 at Den.	3T(2) Dec. 1 vs Utah	3 (2) Dec. 12 vs Wash.	27C Nov. 28 at OKC.

2012-2013 Game Highs

PLAYER	MIN	FGM	3FGM	FTM	REBOUNDS OFF	REBOUNDS DEF	REBOUNDS TOT	AST	ST	TO	BLK	PTS
THOMAS ROBINSON Sac.-Hou.	30C Nov. 13 vs Port.	6C(3) March 22 vs Clev.	0	4C(3) March 3 vs Dall.	7C Jan. 12 vs Miami	9C(2) Jan. 23 vs Phoe.	14C Jan. 23 vs Phoe.	3C(2) Jan. 4 at Tor.	3C(2) March 22 vs Clev.	5C March 22 vs Clev.	3C Nov. 30 vs Ind.	15C March 22 vs Clev.
THOMAS ROBINSON Hou.	28 March 6 at Dall.	6T March 22 vs Clev.	0	4T March 3 vs Dall.	4 (4) April 1 vs Orl.	7 March 3 vs Dall.	8 (2) April 1 vs Orl.	2 April 14 vs Sac.	3C(2) March 22 vs Clev.	5C March 22 vs Clev.	2 (2) March 22 vs Clev.	15C March 22 vs Clev.
GREG SMITH	42C April 17 at LA-L	8C Dec. 14 vs Bos.	0	9C April 5 at Port.	7C March 27 vs Ind.	12C March 27 vs Ind.	19C March 27 vs Ind.	4C Nov. 10 vs Det.	2C(3) April 14 vs Sac.	3C(2) March 13 vs Phoe.	4T April 17 at LA-L	21C Dec. 4 vs LA-L
ROCKETS High Games	265 (4) April 17 at LA-L	48 Jan. 8 vs LA-L	23 Feb. 5 vs G.S.	32 Jan. 21 at Cha.	23 Nov. 2 at Atl.	43 Jan. 16 at Dall.	58 Nov. 2 at Atl.	35 Feb. 5 vs G.S.	15 Nov. 7 vs Den.	24 (2) Dec. 29 vs OKC.	12 April 14 vs Sac.	140 Feb. 5 vs G.S.
ROCKETS Low Games	240 (78) April 15 at Phoe.	23 April 12 vs Mem.	5 (3) Feb. 13 at LA-C	7 Dec. 7 at S.A.	4 (2) Dec. 31 vs Atl.	20 March 29 at Mem.	34 (2) March 1 at Orl.	14 (2) Jan. 19 at Minn.	3 Nov. 14 vs N.O.	6 Jan. 28 at Utah	0 (2) March 3 vs Dall.	78 (2) April 12 vs Mem.
OPPONENTS High Games	265 (4) April 17 at LA-L	54 April 6 at Den.	17 Nov. 23 vs N.Y.	34 Jan. 16 at Dall.	18 Nov. 9 at Mem.	44 Dec. 7 at S.A.	57 April 17 at LA-L	40 April 6 at Den.	16 Dec. 29 vs OKC.	25 Jan. 4 at Milw.	13 Dec. 16 at Tor.	134 Dec. 10 vs S.A.
OPPONENTS Low Games	240 (78) April 15 at Phoe.	29 April 12 vs Mem.	2 (3) April 5 at Port.	6 (2) Feb. 22 at Brk.	4 (2) Dec. 31 vs Atl.	22 (3) March 22 vs Clev.	29 March 13 vs Phoe.	14 (2) March 22 vs Clev.	2 (2) Feb. 5 vs G.S.	7 (2) April 12 vs Mem.	1 March 1 at Orl.	78 March 22 vs Clev.

"C" indicates a new career high, "T" a tied career high. Numbers in parentheses indicate the number of games in which a player or team has reached a given total (if more than one).

HE WOULDN'T LEAVE YOU. PLEASE DON'T LEAVE HIM.

MAKE ARRANGEMENTS
FOR YOUR ANIMALS
IN THE EVENT OF A NATURAL DISASTER.

PETA HELPINGANIMALS.COM

ROCKETS
34
54
ROCKETS
22

Rockets All-Time Leaders

(Minimum 75 Rockets Games Played; Current Rockets Players Bolded)

Points

	Player	Yrs	G	FGM	FGA	3FGM	3FGA	FTM	FTA	Pts.	Avg.
1.	Hakeem Olajuwon	17	1,177	10,555	20,573	25	122	5,376	7,537	26,511	22.5
2.	Calvin Murphy	13	1,002	7,247	15,030	10	72	3,445	3,864	17,949	17.9
3.	Rudy Tomjanovich	11	768	5,630	11,240	34	130	2,089	2,666	13,383	17.4
4.	Elvin Hayes	7	572	4,725	10,614	2	11	2,310	3,500	11,762	20.6
5.	Moses Malone	6	464	4,047	7,879	1	15	3,024	4,108	11,119	24.0
6.	Yao Ming	9	486	3,380	6,445	2	10	2,485	2,984	9,247	19.0
7.	Robert Reid	10	762	3,747	8,031	76	270	1,253	1,710	8,823	11.6
8.	Mike Newlin	8	604	3,191	6,917	ð	ð	2,098	2,428	8,480	14.0
9.	Otis Thorpe	7	518	3,215	5,747	3	33	1,744	2,604	8,177	15.8
10.	Cuttino Mobley	6	436	2,654	6,141	672	1,807	1,468	1,750	7,448	17.1

Scoring Average

	Player	G	Points	Avg.
1.	**James Harden**	**78**	**2,023**	**25.9**
2.	Moses Malone	464	11,119	24.0
3.	Tracy McGrady	303	6,888	22.7
4.	Hakeem Olajuwon	1,177	26,511	22.5
5.	Kevin Martin	144	3,068	21.3
6.	Elvin Hayes	572	11,762	20.6
7.	Ralph Sampson	305	5,995	19.7
8.	Don Kojis	206	4,037	19.6
9.	Clyde Drexler	219	4,155	19.0
	Steve Francis	384	7,281	19.0
	Yao Ming	486	9,247	19.0

Assists Average

	Player	G	Ast.	Avg.
1.	John Lucas Jr.	325	2,358	7.3
2.	Steve Francis	384	2,411	6.3
3.	**Jeremy Lin**	**82**	**497**	**6.1**
4.	Art Williams	238	1,418	6.0
5.	**James Harden**	**78**	**455**	**5.8**
6.	Rafer Alston	267	1,519	5.7
7.	Tracy McGrady	303	1,699	5.6
	Kyle Lowry	218	1,212	5.6
9.	Clyde Drexler	219	1,192	5.4
	Sleepy Floyd	439	2,363	5.4

Free Throw Percentage

(min. 150 made)

	Player	FTM	FTA	Pct.
1.	Rick Barry	303	322	.941
2.	Kevin Martin	925	1,033	.895
3.	Calvin Murphy	3,445	3,864	.892
4.	Jimmy Walker	244	277	.881
5.	Steve Harris	176	200	.880
6.	Mike Newlin	2,098	2,428	.864
7.	Mario Elie	748	870	.860
	Purvis Short	283	329	.860
9.	Kenny Smith	1,049	1,224	.857
10.	**Aaron Brooks**	**514**	**602**	**.854**

Steals Average

	Player	G	Stl.	Avg.
1.	Clyde Drexler	219	412	1.88
2.	**James Harden**	**78**	**142**	**1.82**
3.	Hakeem Olajuwon	1,177	2,088	1.77
4.	**Jeremy Lin**	**82**	**134**	**1.63**
5.	Steve Francis	384	619	1.61

Rebounding Average

	Player	G	Reb.	Avg.
1.	Moses Malone	464	6,959	15.0
2.	Charles Barkley	183	2,235	12.2
	Elvin Hayes	572	6,974	12.2
4.	**Omer Asik**	**82**	**956**	**11.7**
5.	Hakeem Olajuwon	1,177	13,382	11.4
6.	Ralph Sampson	305	3,189	10.5
7.	Otto Moore	95	952	10.0
8.	Otis Thorpe	518	5,010	9.7
9.	Yao Ming	486	4,494	9.2
10.	Don Kojis	206	1,874	9.1

Field Goal Percentage

(min. 350 made)

	Player	FGM	FGA	Pct.
1.	Carl Landry	677	1,189	.569
2.	Otis Thorpe	3,215	5,747	.559
3.	Chucky Brown	405	729	.556
4.	Kelvin Cato	764	1,455	.525
	Lewis Lloyd	1,853	3,531	.525
6.	Yao Ming	3,380	6,445	.524
7.	Rodney McCray	1,940	3,720	.522
8.	Bill Willoughby	390	751	.519
9.	Chuck Hayes	811	1,566	.518
10.	Moses Malone	4,047	7,879	.514

3-Point Field Goal Percentage

(min. 55 made)

	Player	3PM	3PA	Pct.
1.	Kenny Smith	521	1,280	.407
	Scott Brooks	72	177	.407
3.	Courtney Lee	158	391	.404
4.	Walt Williams	278	692	.402
5.	Luther Head	383	977	.392
6.	Pete Chilcutt	72	184	.391
	Jim Jackson	216	552	.391
	Scott Padgett	86	220	.391
9.	Matt Bullard	557	1,432	.389
10.	Shane Battier	576	1,483	.388

Blocked Shots Average

	Player	G	Blk.	Avg.
1.	Hakeem Olajuwon	1,177	3,740	3.18
2.	Ralph Sampson	305	585	1.92
3.	Yao Ming	486	920	1.89
4.	Eddie Griffin	150	245	1.63
	Moses Malone	464	758	1.63

Rockets All-Time Leaders

Years

1.	Hakeem Olajuwon	17
2.	Calvin Murphy	13
3.	Rudy Tomjanovich	11
4.	Robert Reid	10
	Allen Leavell	10
6.	Matt Bullard	9
	Yao Ming	9
8.	Mike Newlin	8
9.	Elvin Hayes	7
	Otis Thorpe	7
	Moochie Norris	7

Games

1.	Hakeem Olajuwon	1,177
2.	Calvin Murphy	1,002
3.	Rudy Tomjanovich	768
4.	Robert Reid	762
5.	Allen Leavell	700
6.	Mike Newlin	604
7.	Elvin Hayes	572
8.	Matt Bullard	538
9.	Otis Thorpe	518
10.	Yao Ming	486

Minutes

1.	Hakeem Olajuwon	42,844
2.	Calvin Murphy	30,607
3.	Rudy Tomjanovich	25,714
4.	Robert Reid	21,718
5.	Elvin Hayes	20,782
6.	Otis Thorpe	18,631
7.	Moses Malone	17,780
8.	Mike Newlin	17,646
9.	Cuttino Mobley	16,343
10.	Allen Leavell	16,248

Rebounds

1.	Hakeem Olajuwon	13,382
2.	Elvin Hayes	6,974
3.	Moses Malone	6,959
4.	Rudy Tomjanovich	6,198
5.	Otis Thorpe	5,010
6.	Yao Ming	4,494
7.	Robert Reid	3,706
8.	Ralph Sampson	3,189
9.	Luis Scola	2,984
10.	Kevin Kunnert	2,891

Assists

1.	Calvin Murphy	4,402
2.	Allen Leavell	3,339
3.	Hakeem Olajuwon	2,992
4.	Mike Newlin	2,581
5.	Kenny Smith	2,457
6.	Steve Francis	2,411
7.	Sleepy Floyd	2,363
8.	John Lucas Jr.	2,358
9.	Robert Reid	2,253
10.	Vernon Maxwell	1,730

Steals

1.	Hakeem Olajuwon	2,088
2.	Calvin Murphy	1,165
3.	Allen Leavell	929
4.	Robert Reid	881
5.	Steve Francis	619
6.	Vernon Maxwell	559
7.	Cuttino Mobley	526
8.	Sleepy Floyd	470
9.	John Lucas Jr.	469
10.	Mike Newlin	467
	Kenny Smith	467

Blocked Shots

1.	Hakeem Olajuwon	3,740
2.	Yao Ming	920
3.	Moses Malone	758
4.	Ralph Sampson	585
5.	Kelvin Cato	431
6.	Kevin Kunnert	413
7.	Robert Reid	364
8.	Shane Battier	351
9.	Robert Horry	343
10.	Dikembe Mutombo	293

Field Goals Made

1.	Hakeem Olajuwon	10,555
2.	Calvin Murphy	7,247
3.	Rudy Tomjanovich	5,630
4.	Elvin Hayes	4,725
5.	Moses Malone	4,047
6.	Robert Reid	3,747
7.	Yao Ming	3,380
8.	Otis Thorpe	3,215
9.	Mike Newlin	3,191
10.	Cuttino Mobley	2,654

Field Goals Attempted

1.	Hakeem Olajuwon	20,573
2.	Calvin Murphy	15,030
3.	Rudy Tomjanovich	11,240
4.	Elvin Hayes	10,614
5.	Robert Reid	8,031
6.	Moses Malone	7,879
7.	Mike Newlin	6,917
8.	Yao Ming	6,445
9.	Cuttino Mobley	6,141
10.	Tracy McGrady	5,962

3-Pointers Made

1.	Vernon Maxwell	730
2.	Cuttino Mobley	672
3.	Shane Battier	576
4.	Matt Bullard	557
5.	Kenny Smith	521
6.	Rafer Alston	517
7.	Tracy McGrady	472
8.	Steve Francis	470
9.	**Aaron Brooks**	**408**
10.	Luther Head	383

3-Pointers Attempted

1.	Vernon Maxwell	2,241
2.	Cuttino Mobley	1,807
3.	Shane Battier	1,483
4.	Rafer Alston	1,478
5.	Tracy McGrady	1,464
6.	Matt Bullard	1,432
7.	Steve Francis	1,363
8.	Kenny Smith	1,280
9.	**Aaron Brooks**	**1,119**
10.	Clyde Drexler	1,072

Free Throws Made

1.	Hakeem Olajuwon	5,376
2.	Calvin Murphy	3,445
3.	Moses Malone	3,024
4.	Yao Ming	2,485
5.	Elvin Hayes	2,310
6.	Mike Newlin	2,098
7.	Rudy Tomjanovich	2,089
8.	Steve Francis	1,797
9.	Otis Thorpe	1,744
10.	Cuttino Mobley	1,468

Free Throws Attempted

1.	Hakeem Olajuwon	7,537
2.	Moses Malone	4,108
3.	Calvin Murphy	3,864
4.	Elvin Hayes	3,500
5.	Yao Ming	2,984
6.	Rudy Tomjanovich	2,666
7.	Otis Thorpe	2,604
8.	Mike Newlin	2,428
9.	Steve Francis	2,278
10.	Tracy McGrady	1,905

Personal Fouls

1.	Hakeem Olajuwon	4,236
2.	Calvin Murphy	3,250
3.	Robert Reid	2,502
4.	Rudy Tomjanovich	1,937
5.	Mike Newlin	1,916

Disqualifications

1.	Hakeem Olajuwon	80
2.	Calvin Murphy	53
3.	Kevin Kunnert	47
4.	Ralph Sampson	45
5.	Robert Reid	34

Turnovers

1.	Hakeem Olajuwon	3,569
2.	Moses Malone	1,448
3.	Steve Francis	1,399
4.	Allen Leavell	1,324
5.	Otis Thorpe	1,320

Double-Doubles

1.	Hakeem Olajuwon	771
2.	Moses Malone	386
3.	Elvin Hayes	357
4.	Rudy Tomjanovich	227
5.	Otis Thorpe	226



Hakeem Olajuwon (32 Games)

Date	Opponent	FGM-A	FTM-A	TP
Apr. 19, 1990	vs. Denver	21-34	10-13	52
Jan. 18, 1996	vs. Boston	20-37	11-14	51
Jan. 30, 1997	vs. Denver	24-40	0-0	48
Jan. 13, 1995	vs. San Antonio	21-35	5-7	47
Mar. 23, 1996	vs. Minnesota	16-23	14-18	46
Apr. 10, 1993	vs. San Antonio	16-30	13-13	45
Jan. 13, 1994	at Washington	16-27	13-14	45
Mar. 29, 1997	vs. Denver	14-24	16-17	45
Dec. 30, 1986	at L.A. Clippers	19-27	6-8	44
Apr. 8, 1989	at Miami	15-29	13-19	43
Nov. 9, 1994	at Indiana	15-25	13-18	43
Dec. 6, 1984	at Golden State	18-22	6-9	42
Jan. 16, 1993	vs. New York	15-26	12-14	42
Apr. 6, 1993	vs. L.A. Clippers	17-25	8-11	42
Apr. 12, 1994	vs. Minnesota	18-29	6-7	42
Dec. 29, 1994	vs. Golden State	12-25	14-18	42
Feb. 29, 1996	vs. Philadelphia	15-25	12-17	42
Mar. 10, 1996	at Vancouver	16-26	10-11	42
Nov. 5, 1985	vs. Portland	14-25	13-17	41
Dec. 20, 1989	at Golden State	15-23	11-15	41
Mar. 1, 1990	vs. Phoenix	15-30	11-11	41
Mar. 15, 1994	vs. Portland	17-24	7-8	41
Jan. 3, 1995	at Dallas	16-28	9-10	41
Jan. 14, 1995	at Denver	16-26	9-10	41
Feb. 2, 1995	vs. Utah	15-22	11-15	41
Jan. 25, 1997	vs. Utah	14-29	12-14	41
Mar. 14, 1989	at Sacramento	14-28	12-16	40
Feb. 11, 1992	at Seattle	16-22	8-8	40
Jan. 3, 1993	at Portland	16-22	8-10	40
Jan. 22, 1994	vs. Utah	13-25	14-19	40
Mar. 7, 1995	vs. Phoenix	16-23	8-10	40
Feb. 19, 1996	vs. Sacramento	17-35	6-8	40

Elvin Hayes (25 Games)

Date	Opponent	FGM-A	FTM-A	TP
Nov. 13, 1968	vs. Detroit	20-45	14-17	54
Nov. 20, 1970	vs. Seattle	18-35	14-16	50
Jan. 30, 1970	vs. Seattle	18-35	13-19	49
Nov. 25, 1970	at Cincinnati	17-30	14-15	48
Feb. 25, 1970	at Boston	17-34	12-16	46
Nov. 22, 1968	at Seattle	19-36	7-8	45
Nov. 7, 1970	at San Francisco	19-38	7-10	45
Jan. 30, 1971	at Cincinnati	15-28	14-23	44
Dec. 21, 1971	at Portland	18-28	8-9	44
Nov. 22, 1969	vs. Boston	17-34	9-10	43
Dec. 30, 1971	vs. Atlanta	16-26	10-15	42
Jan. 11, 1972	at Seattle	17-33	8-10	42
Feb. 14, 1970	vs. San Francisco	16-23	9-14	41
Feb. 3, 1971	vs. Milwaukee	15-34	11-16	41
Nov. 12, 1968	at Chicago	15-29	10-16	40
Dec. 18, 1968	at Detroit	16-26	8-12	40
Dec. 27, 1968	vs. New York	16-31	8-12	40
Dec. 28, 1968	at Phoenix	16-31	8-11	40
Jan. 29, 1969	vs. L.A. Lakers	16-35	8-10	40
Dec. 6, 1969	vs. L.A. Lakers	16-24	8-10	40
Mar. 12, 1970	at Cincinnati	17-27	6-11	40
Oct. 22, 1970	vs. Cleveland	17-27	6-8	40
Oct. 28, 1970	at Cleveland	16-27	8-10	40
Dec. 13, 1970	at Cleveland	16-35	8-11	40
Jan. 1, 1971	at L.A. Lakers	19-41	2-4	40

Moses Malone (22 Games)

Date	Opponent	FGM-A	FTM-A	TP
Feb. 2, 1982	vs. San Diego	19-30	15-18	53
Mar. 11, 1981	vs. Golden State	20-28	11-12	51
Mar. 13, 1982	vs. Portland	17-26	15-19	49
Feb. 7, 1982	at Kansas City	18-28	11-15	47
Mar. 26, 1982	at Seattle	19-33	8-11	46
Feb. 18, 1979	at New Jersey	14-23	17-19	45
Nov. 13, 1979	at Chicago	17-25	11-13	45
Feb. 5, 1982	vs. Phoenix	17-26	11-14	45
Oct. 17, 1979	vs. Indiana	16-22	12-14	44
Feb. 17, 1982	at Cleveland	15-26	14-17	44
Feb. 27, 1982	at Dallas	15-26	14-17	44
Feb. 26, 1982	vs. Golden State	13-28	17-20	43
Mar. 2, 1982	vs. San Antonio	13-27	17-22	43
Oct. 31, 1981	at San Diego	15-25	12-14	42
Dec. 26, 1981	at Utah	17-24	8-10	42
Oct. 21, 1980	vs. Denver	12-20	17-21	41
Nov. 15, 1980	at Seattle	15-22	11-15	41
Jan. 14, 1981	vs. Chicago	17-27	7-9	41
Mar. 25, 1982	at Portland	17-31	7-10	41
Jan. 8, 1980	at Cleveland	18-32	4-5	40
Nov. 28, 1980	at San Antonio	14-21	12-15	40
Jan. 2, 1981	at Dallas	13-25	14-19	40

Tracy McGrady (15 Games)

Date	Opponent	FGM-A	FTM-A	TP
Dec. 2, 2004	at Dallas	19-36	4-7	48
Nov. 1, 2007	at Utah	17-27	11-14	47
Jan. 9, 2005	at Denver	15-26	10-14	45
Jan. 16, 2007	at Dallas	17-29	7-9	45
Mar. 28, 2005	at Utah	15-21	11-16	44
Apr. 5, 2005	at Golden State	18-34	6-6	44
Jan. 5, 2007	vs. Utah	14-31	13-16	44
Jan. 22, 2006	at Detroit	17-33	7-8	43
Dec. 31, 2004	vs. Milwaukee	13-24	13-16	42
Jan. 23, 2006	at Milwaukee	17-32	4-4	41
Nov. 13, 2007	at Memphis	16-28	6-10	41
Mar. 8, 2008	vs. New Orleans	17-27	4-4	41
Feb. 4, 2005	at Minnesota	11-26	14-18	40
Apr. 8, 2007	at Sacramento	14-28	9-12	40
Dec. 1, 2007	at Sacramento	14-30	7-8	40

Rockets 40-Point Club

Calvin Murphy (7 Games)

Date	Opponent	FGM-A	FTM-A	TP
Mar. 18, 1978	vs. New Jersey	24-40	9-12	57*
Mar. 10, 1978	vs. Washington	21-38	4-4	46
Dec. 28, 1974	vs. Buffalo	18-25	9-10	45
Apr. 7, 1978	vs. New Orleans	17-32	8-8	42
Jan. 3, 1981	vs. Denver	16-27	10-10	42
Jan. 7, 1978	at Atlanta	18-31	5-6	41
Oct. 31, 1975	at Detroit	15-23	10-10	40

*Franchise record

Clyde Drexler (4 Games)

Date	Opponent	FGM-A	FTM-A	TP
Nov. 5, 1997	at L.A. Clippers	15-25	10-11	43
Mar. 30, 1995	at L.A. Clippers	12-23	14-18	41
Dec. 2, 1995	vs. Charlotte	17-23	2-4	41
Apr. 6, 1995	at Golden State	14-22	10-14	40

Ralph Sampson (4 Games)

Date	Opponent	FGM-A	FTM-A	TP
Nov. 17, 1984	vs. San Antonio	19-27	5-6	43
Feb. 7, 1985	vs. Golden State	17-24	8-12	42
Feb. 8, 1984	at Philadelphia	16-26	9-10	41
Feb. 16, 1985	at Cleveland	13-25	15-17	41

Cuttino Mobley (3 Games)

Date	Opponent	FGM-A	FTM-A	TP
Jan. 18, 2001	at Golden State	14-26	11-13	41
Jan. 24, 2002	vs. New Jersey	13-24	12-12	41
Feb. 23, 2002	vs. Boston	13-26	10-10	40

Rudy Tomjanovich (3 Games)

Date	Opponent	FGM-A	FTM-A	TP
Jan. 13, 1974	vs. Buffalo	16-27	10-13	42
Dec. 6, 1974	vs. Boston	19-31	3-3	41
Jan. 12, 1977	vs. Boston	17-27	6-8	40

James Harden (2 Games)

Date	Opponent	FGM-A	FTM-A	TP
Feb. 20, 2013	vs. Oklahoma City	14-19	11-12	46
Nov. 2, 2012	at Atlanta	14-19	15-17	45

Kevin Martin (2 Games)

Date	Opponent	FGM-A	FTM-A	TP
Jan. 5, 2011	vs. Portland	13-18	13-15	45
Dec. 11, 2010	vs. Cleveland	12-19	13-14	40

Vernon Maxwell (2 Games)

Date	Opponent	FGM-A	FTM-A	TP
Jan. 26, 1991	vs. Cleveland	14-25	19-22	51
Apr. 5, 1991	at Denver	14-25	9-10	45

Yao Ming (2 Games)

Date	Opponent	FGM-A	FTM-A	TP
Feb. 22, 2004	vs. Atlanta	15-21	11-13	41
Dec. 20, 2004	vs. Toronto	13-16	14-18	40

One Game Each (14 Rockets)

Player	Date	Opponent	FGM-A	FTM-A	TP
Mike Dunleavy	Dec. 6, 1980	vs. Denver	19-30	10-13	48
Steve Francis	Jan. 17, 2003	vs. L.A. Lakers	12-21	14-17	44
Luis Scola	Mar. 13, 2010	vs. New Jersey	20-25	4-6	44
Charles Barkley	Nov. 29, 1997	at Golden State	15-20	12-14	43
Stu Lantz	Oct. 20, 1970	vs. Phoenix	16-27	11-13	43
Aaron Brooks	Jan. 13, 2010	vs. Minnesota	14-30	9-12	43
Jim Barnett	Feb. 18, 1970	vs. Seattle (at Eugene)	18-29	6-10	42
Henry Finkel	Mar. 7, 1968	vs. L.A. Lakers	13-22	16-18	42
Allen Leavell	Feb. 2, 1983	vs. Denver	14-26	11-12	42
Kenny Smith	Dec. 26, 1993	at L.A. Lakers	16-24	6-6	41
Eric Floyd	Feb. 26, 1991	at Denver	16-25	7-7	40
Robert Horry	Nov. 16, 1995	at Milwaukee	16-26	0-1	40
Don Kojis	Dec. 3, 1969	vs. Chicago	17-19	6-6	40
Otis Thorpe	Dec. 7, 1993	vs. Charlotte	14-19	12-12	40

Kobe Bryant (8 Games)

Date	Team	FGM-A	FTM-A	TP
Dec. 15, 2006	at L.A. Lakers	17-38	14-16	53
Mar. 30, 2007	at L.A. Lakers	19-44	12-14	53
Feb. 18, 2003	at L.A. Lakers	19-28	11-11	52
Nov. 17, 2002	at L.A. Lakers	18-37	9-11	46
Dec. 21, 2000	L.A. Lakers	20-26	4-6	45
Oct. 30, 2007	at L.A. Lakers	13-32	18-27	45
Apr. 2, 2006	at L.A. Lakers	19-32	2-2	43
Nov. 4, 2009	L.A. Lakers	15-30	11-15	41

Kareem Abdul-Jabbar (7 Games)

Date	Team	FGM-A	FTM-A	TP
Jan. 25, 1973	Milwaukee	24-32	0-0	48
Feb. 6, 1986	L.A. Lakers	21-30	4-4	46
Mar. 3, 1974	Milwaukee	19-33	6-9	44
Mar. 16, 1986	at L.A. Lakers	16-24	11-16	43
Mar. 18, 1972	Milwaukee	17-27	8-12	42
Feb. 3, 1978	Milwaukee	17-30	7-8	41
Feb. 5, 1985	L.A. Lakers	16-29	8-9	40

George Gervin (5 Games)

Date	Team	FGM-A	FTM-A	TP
Mar. 30, 1979	at San Antonio	15-24	16-18	46
Dec. 30, 1981	at San Antonio	17-33	8-9	42
Jan. 25, 1985	San Antonio	21-26	0-0	42
Feb. 12, 1980	at San Antonio	15-25	8-8	41
Jan. 13, 1984	at San Antonio	15-26	10-12	40

Michael Jordan (5 Games)

Date	Team	FGM-A	FTM-A	TP
Jan. 18, 1998	at Chicago	16-29	11-12	45
Dec. 12, 1987	at Chicago	16-28	12-12	44
Mar. 16, 1987	Chicago	15-28	14-14	44
Jan. 15, 1987	at Chicago	17-43	8-9	43
Apr. 5, 1998	Chicago	18-31	3-5	40

Jerry West (4 Games)

Date	Team	FGM-A	FTM-A	TP
Feb. 3, 1968	L.A. Lakers	15-25	12-15	42
Nov. 29, 1970	at L.A. Lakers	16-27	9-10	41
Jan. 1, 1971	at L.A. Lakers	17-34	7-8	41
Dec. 30, 1968	L.A. Lakers	15-30	10-13	40

Julius Erving (3 Games)

Date	Team	FGM-A	FTM-A	TP
Oct. 13, 1979	at Philadelphia	15-22	14-14	44
Feb. 8, 1984	at Philadelphia	15-25	11-13	42
Nov. 23, 1979	Philadelphia	17-29	7-7	41

Gail Goodrich (3 Games)

Date	Team	FGM-A	FTM-A	TP
Mar. 9, 1969	at Phoenix	16-32	15-18	47
Feb. 5, 1974	L.A. Lakers	18-29	8-10	44
Dec. 8, 1971	L.A. Lakers	16-29	10-12	42

Allen Iverson (3 Games)

Date	Team	FGM-A	FTM-A	TP
Jan. 15, 2002	at Philadelphia	21-42	14-14	58*
Feb. 3, 2000	Philadelphia	16-25	7-12	40
Mar. 1, 2006	Philadelphia	16-29	7-9	40

*Franchise record

Bob McAdoo (3 Games)

Date	Team	FGM-A	FTM-A	TP
Mar. 18, 1975	Buffalo	22-31	7-9	51
Mar. 28, 1973	Buffalo (at S.A.)	20-36	5-6	45
Mar. 22, 1975	at Buffalo	18-30	6-9	42

Geoff Petrie (3 Games)

Date	Team	FGM-A	FTM-A	TP
Jan. 20, 1973	Portland	19-35	13-14	51
Mar. 16, 1973	at Portland	19-28	13-16	51
Mar. 7, 1971	Portland	16-32	8-9	40

Carmelo Anthony (2 Games)

Date	Team	FGM-A	FTM-A	TP
Feb. 7, 2011	at Denver	16-24	16-18	50
Mar. 15, 2010	Denver	18-35	6-7	45

Nate Archibald (2 Games)

Date	Team	FGM-A	FTM-A	TP
Nov. 18, 1972	Kansas City	17-34	17-18	51
Feb. 13, 1973	at Kansas City	22-33	5-5	49

Gilbert Arenas (2 Games)

Date	Team	FGM-A	FTM-A	TP
Jan. 3, 2006	at Washington	13-25	13-16	44
Dec. 9, 2006	at Washington	13-30	8-13	41

Larry Bird (2 Games)

Date	Team	FGM-A	FTM-A	TP
Mar. 17, 1985	at Boston	17-32	14-15	48
Feb. 9, 1988	Boston	17-27	9-10	44

Tom Chambers (2 Games)

Date	Team	FGM-A	FTM-A	TP
Jan. 6, 1988	at Seattle	15-23	15-15	46
Mar. 10, 1987	Seattle	14-27	11-12	42

Adrian Dantley (2 Games)

Date	Team	FGM-A	FTM-A	TP
Jan. 4, 1984	Utah (at Las Vegas)	9-15	28-29	46
Nov. 14, 1980	at Utah	16-27	11-11	43

Monta Ellis (2 Games)

Date	Team	FGM-A	FTM-A	TP
Oct. 27, 2010	at Golden State	18-24	9-12	46
Dec. 20, 2010	at Golden State	15-20	11-14	44

Alex English (2 Games)

Date	Team	FGM-A	FTM-A	TP
Nov. 19, 1985	at Denver	21-30	12-12	54
Dec. 30, 1985	at Denver	17-33	8-11	42

Antonio McDyess (2 Games)

Date	Team	FGM-A	FTM-A	TP
Nov. 30, 2000	at Denver	15-28	10-12	40
Jan. 20, 2000	Denver	15-25	10-11	40

Glen Rice (2 Games)

Date	Team	FGM-A	FTM-A	TP
Jan. 21, 1997	Charlotte	13-25	14-16	42
Dec. 9, 1993	Miami	14-29	8-10	40

Dominique Wilkins (2 Games)

Date	Team	FGM-A	FTM-A	TP
Dec. 21, 1985	at Atlanta	19-32	10-10	49
Dec. 17, 1995	Boston	16-27	6-9	43

One Game Each (57 Opponents)

Player	Date	Team	FGM-A	FTM-A	TP
Dirk Nowitzki	Dec. 2, 2004	at Dallas	15-32	21-22	53
Rick Barry	Jan. 17, 1973	Golden State (at S.A.)	24-33	3-4	51
Phil Smith	Dec. 11, 1976	at Golden State	18-27	15-20	51
Dana Barros	Mar. 14, 1995	at Philadelphia	21-26	6-8	50
Cazzie Russell	Dec. 11, 1973	at Golden State	22-43	5-6	49
Lou Hudson	Mar. 11, 1970	at Atlanta	22-33	4-5	48
Mike Woodson	Feb. 20, 1983	Kansas City	22-24	3-6	48
Mitch Richmond	Dec. 15, 1995	Sacramento	17-29	10-13	47
Mike Mitchell	Feb. 8, 1980	Cleveland	20-36	6-7	46
Jerry Stackhouse	Jan. 4, 2001	Detroit	15-27	13-14	46
World B. Free	Feb. 16, 1985	at Cleveland	17-30	5-5	45
Walt Hazzard	Dec. 28, 1967	Seattle	17-34	11-13	45
Karl Malone	Apr. 19, 1995	at Utah	16-24	13-18	45
Kiki Vandeweghe	Mar. 6, 1984	at Denver	16-26	13-14	45
Dwyane Wade	Dec. 29, 2010	Miami	17-24	10-10	45
Connie Hawkins	Mar. 22, 1970	Phoenix	15-30	14-18	44
Gus Johnson	Feb. 11, 1968	at Baltimore	19-28	6-8	44
Drazen Petrovic	Jan. 24, 1993	at New Jersey	17-23	7-7	44
Jalen Rose	Mar. 16, 2002	Chicago	18-34	5-5	44
Tom Van Arsdale	Feb. 13, 1971	Cincinnati	19-31	6-8	44
David West	Dec. 29, 2009	New Orleans	18-30	6-8	44
Vince Carter	Mar. 5, 2002	Toronto	18-31	5-6	43
Walt Frazier	Oct. 30, 1969	at New York	14-22	15-19	43
Kevin Grevey	Mar. 10, 1978	Washington	15-24	13-15	43
Antawn Jamison	Jan. 18, 2001	at Golden State	14-27	13-16	43
Jason Kidd	Mar. 29, 2001	Phoenix	16-34	6-8	43
Bob Love	Mar. 6, 1974	Chicago	18-29	7-7	43
Pete Maravich	Feb. 6, 1977	at New Orleans	17-33	9-10	43
George McGinnis	Jan. 9, 1980	Denver	14-17	15-17	43
Gary Payton	Apr. 16, 2000	Seattle	17-31	7-8	43
Stephen Jackson	Jan. 12, 2010	at Charlotte	15-22	10-11	43
Otis Birdsong	Dec. 5, 1980	at Kansas City	19-25	4-4	42
Butch Carter	Nov. 1, 1983	at Indiana	16-23	8-14	42
Bob Lanier	Nov. 4, 1972	Detroit (at S.A.)	17-33	8-8	42
Jack Marin	Nov. 7, 1971	Baltimore	18-28	6-7	42
Jamal Mashburn	Apr. 11, 1995	Dallas	16-37	9-16	42
Sidney Moncrief	Feb. 24, 1983	Milwaukee	14-24	14-14	42
Bob Rule	Feb. 18, 1970	Seattle (at Eugene)	16-33	10-12	42
Brandon Roy	Oct. 31, 2009	Portland	12-20	13-13	42
Michael Adams	Apr. 5, 1991	at Denver	15-34	5-5	41
Elgin Baylor	Feb. 25, 1968	L.A. Lakers	16-23	9-15	41
Billy Cunningham	Oct. 14, 1971	Philadelphia	14-21	13-17	41
John Drew	Feb. 18, 1978	Atlanta	12-26	17-19	41
Clyde Drexler	Mar. 20, 1990	Portland	18-26	5-8	41
Shaquille O'Neal	Jan. 19, 2001	at L.A. Lakers	17-23	7-18	41
Charlie Scott	Feb. 17, 1973	Phoenix	15-28	11-13	41
David Thompson	Jan. 12, 1978	Denver	17-24	7-8	41
John Williamson	Feb. 18, 1979	at New Jersey	17-30	7-10	41
Baron Davis	Apr. 5, 2005	at Golden State	11-20	15-16	40
Mike Davis	Nov. 18, 1969	at Baltimore	17-30	6-7	40
Rudy LaRusso	Feb. 1, 1968	San Francisco	17-28	6-8	40
Jeff Malone	Nov. 28, 1992	Utah	16-21	8-10	40
Stephon Marbury	Feb. 17, 1999	Minnesota	16-24	8-11	40
Don Nelson	Feb. 25, 1970	at Boston	13-18	14-15	40
Jim Paxson	Jan. 15, 1985	at Portland	16-18	7-8	40
David Robinson	Mar. 12, 1994	San Antonio	15-26	10-14	40
O.J. Mayo	Dec. 8, 2012	Dallas	15-26	4-4	40

Most Points Scored

Season:	9,732	(118.7 per game)	1969-70
	9,456	(115.3 per game)	1968-69
	9,379	(114.4 per game)	1985-86
Game:	156	at Denver	1/10/91
	151	at Cincinnati	3/12/70
	150	vs. Cincinnati	2/15/70
Half:	94	at Denver, 2nd	1/10/91
	88	vs. Cincinnati, 2nd	2/15/70
	87	vs. Denver, 1st	11/6/90
Quarter:	50	at Denver, 4th	1/10/91
1st Qtr.:	44	vs. Denver	11/6/90
2nd Qtr.:	45	at New York	3/21/10
3rd Qtr.:	47	vs. New York	3/19/80
4th Qtr.:	50	at Denver	1/10/91
Overtime:	23	vs. Dallas (2OT), 1st OT	4/11/95

Fewest Points Scored

Season:	4,711	(94.2 per game)	1998-99
	6,474	(98.1 per game)	2011-12
	7,362	(89.8 per game)	2003-04
Game:	66	vs. Miami	12/21/96
	66	vs. Portland	4/8/03
	66	at Detroit	1/7/04
	66	at Miami	2/9/10
Half:	24	at San Antonio, 1st	11/13/01
	24	vs. New Orleans (OT), 2nd	1/19/12
	25	3x: last at New Orleans, 2nd	3/19/08
Quarter:	7	at L.A. Lakers, 4th	11/15/91
	7	vs. New Orleans, 3rd	12/29/02
	7	vs. New Orleans (OT), 4th	1/19/12
1st Qtr.:	8	3x: last at San Antonio	12/13/03
2nd Qtr.:	8	vs. San Antonio	12/11/03
3rd Qtr.:	7	vs. New Orleans	12/29/02
4th Qtr.:	7	at L.A. Lakers	11/15/91
	7	vs. New Orleans (OT)	1/19/12
Overtime:	0	vs. Portland (OT)	1/22/83

Largest Margin of Victory

Game:	52	vs. New Jersey	10/18/78
	(139-87)		

Largest Margin of Defeat

Game:	56*	vs. Seattle	12/6/86
	(80-136)		

*NBA record for visiting team

Most Field Goals Made

Season:	3,866		1969-70
	3,772		1972-73
	3,759		1985-86
Game:	67	at Cincinnati	3/12/70
	64	vs. L.A. Clippers	3/15/86
	63	vs. Cincinnati	2/15/70
	63	vs. San Antonio	1/20/84

Fewest Field Goals Made

Season:	1,755		1998-99
	2,489		2011-12
	2,708		2005-06
Game:	23	vs. Miami	12/21/96
	23	at Cleveland	1/6/98
	23	at Portland	3/7/99
	23	vs. New York	12/27/02
	23	vs. Memphis	4/12/13

Most Field Goals Attempted

Season:	8,867		1969-70
	8,631		1968-69
	8,547		1967-68
Game:	138	vs. San Francisco	11/19/67
	133	at Cincinnati	3/12/70
	130	vs. San Antonio (OT)	4/13/84

Fewest Field Goals Attempted

Season:	3,798		1998-99
	5,543		2011-12
	6,195		2003-04
Game:	54	vs. Utah	2/4/02
	59	at Chicago	1/5/76
	60	vs. Minnesota	12/8/92
	60	at Golden State	2/6/99
	60	at Vancouver	3/6/99
	60	at Memphis	11/25/05

Highest Field Goal Percentage

Season:	.504		1984-85
	.497		1978-79
	.495		1983-84
Game:	.685	vs. Philadelphia	2/16/93
	(61-89)		
	.667	at Portland	4/5/84
	(50-75)		
	.654	at Boston	10/24/73
	(53-81)		
Quarter:	.950	vs. New York	3/19/80
	(19-20)		

Lowest Field Goal Percentage

Season:	.417		1967-68
	.421		1970-71
	.428		1968-69
Game:	.295	vs. New York	12/27/02
	(23-78)		
	.295	vs. Portland	4/8/03
	(26-88)		
	.299	vs. Sacramento	3/28/02
	(26-87)		

Most Consecutive Field Goals Made

Game:	22	vs. Portland	2/22/83

Most 3-Point Field Goals Made

Season:	867		2012-13
	705		2006-07
	677		2010-11
Game:	23*	vs. Golden State	2/5/13
	19	at Washington	2/23/13
	19	at Phoenix	3/9/13

*Tied NBA record

Fewest 3-Point Field Goals Made

Season:	21		1980-81
	30		1983-84
	41		1984-85
Game:	0	many times, last vs. San Antonio	3/18/06

Most 3-Point Field Goals Attempted

Season:	2,369		2012-13
	1,893		2006-07
	1,843		2010-11
	1,839		1996-97
Game:	46	at Washington	2/23/13
	41	at Phoenix	4/16/96
	41	at Phoenix	3/9/13
	40	vs. Golden State	2/5/13

Fewest 3-Point Field Goals Attempted

Season:	118		1980-81
	154		1983-84
	176		1981-82
Game:	0	many times, last vs. San Antonio	2/28/88

Highest 3-Point Field Goal Percentage

Season:	.375		2008-09
	.372		2006-07
	.368		1994-95
	.368		1998-99
Game:	.750 (12-16)	vs. Golden State	4/7/94
	.714 (5-7)	vs. L.A. Lakers	12/21/00
	.696 (16-23)	at Milwaukee	2/17/10
	.696 (16-23)	at Memphis	12/3/10

Lowest 3-Point Field Goal Percentage

Season:	.178		1980-81
	.195		1983-84
	.220		1984-85
Game:	.000 (0-15)	at Orlando	3/30/91
	.000 (0-11)	vs. Indiana	1/5/91
	.000 (0-11)	at Minnesota	3/30/00
	.000 (0-11)	vs. Portland	2/13/05

Most Free Throws Made

Season:	2,188		1970-71
	2,083		1967-68
	2,074		1968-69
Game:	47	at Seattle	12/28/67
	46	vs. Cleveland	10/22/70
	46	at Phoenix	11/25/87

Fewest Free Throws Made

Season:	865		1998-99
	1,018		2011-12
	1,342		2007-08
Game:	2	at Denver	1/27/78
	3	vs. Portland	2/22/83
	4	at Philadelphia	12/15/78
	4	vs. L.A. Lakers	12/3/92
	4	at Detroit	12/22/92
	4	vs. Milwaukee	12/23/96
	4	at San Antonio	11/16/07
	4	at Phoenix	2/9/12

Most Free Throws Attempted

Season:	3,039		1968-69
	2,929		1967-68
	2,921		1970-71
Game:	65	at Seattle	12/28/67
	57	vs. St. Louis	1/3/68
	57	at Philadelphia	11/17/71

Fewest Free Throws Attempted

Season:	1,187		1998-99
	1,301		2011-12
	1,774		2003-04
Game:	4	at Denver	1/27/78
	6	vs. Cleveland	2/8/77
	6	at Philadelphia	12/15/78
	6	at Cleveland	11/25/89
	6	at San Antonio	11/16/07
	6	vs. Denver	3/2/08
	6	at Phoenix	2/9/12

Highest Free Throw Percentage

Season:	.812		1973-74
	.805		2008-09
	.801		2010-11
Game:	1.000 (23-23)	at Sacramento	4/12/10
	1.000 (19-19)	at Golden State	4/5/05
	1.000 (18-18)	vs. Boston	10/21/78
	1.000 (18-18)	at Portland	12/16/79
	1.000 (18-18)	vs. Dallas	3/11/95
Quarter:	1.000 (19-19)	vs. Portland, 4th	11/5/91

Most Consecutive Free Throws Made

Season:	34	3/7/95-3/13/95

Lowest Free Throw Percentage

Season:	.682		1968-69
	.699		1984-85
	.711		1967-68
Game:	.214 (3-14)	vs. Portland	2/22/83
	.273 (6-22)	vs. Detroit	12/12/07
	.353 (6-17)	vs. Minnesota	2/21/02

Most Rebounds

Season:	5,418		1967-68
	5,026		1968-69
	4,786		1969-70
Game:	89	vs. Seattle	1/4/69
	83	vs. Baltimore	1/10/69
	82	vs. San Francisco	12/2/67

Fewest Rebounds

Season:	2,075		1998-99
	2,783		2011-12
	3,320		1994-95
Game:	23	at Minnesota	2/21/96
	24	vs. Utah	12/23/02
	25	3x: last at Utah	4/18/07

Most Offensive Rebounds

Season:	1,403		1981-82
	1,394		1979-80
	1,325		1984-85
Game:	35	vs. San Antonio	4/13/84
	33	vs. Seattle	2/11/82
	33	vs. Phoenix	2/16/91

Fewest Offensive Rebounds

Season:	536		1998-99
	769		2011-12
	847		2003-04
Game:	1	at Chicago	11/3/03
	2	at Cleveland	11/9/73
	2	at Portland	12/19/89
	2	at Detroit	2/8/01

Most Defensive Rebounds

Season:	2,673		2006-07
	2,662		2008-09
	2,659		2007-08
Game:	50	vs. Dallas	2/4/81
	50	vs. Denver	11/6/90
	49	vs. Indiana (3OT)	3/13/01

Fewest Defensive Rebounds

Season:	1,539		1998-99
	2,014		2011-12
	2,217		1979-80
Game:	15	at Boston	3/12/80
	15	at Portland	2/22/83
	17	3x: last at Minnesota	2/21/96

Largest Rebound Margin (Rockets)

Game:	32 (89-57)	vs. Seattle	1/4/69
	32 (81-49)	at New York (OT)	1/19/71
	32 (65-33)	vs. Dallas	2/4/81
	32 (61-29)	vs. Seattle	2/11/82

Fewest Rebounds, Two Teams

Game:	54	Utah 30, at Houston 24	12/23/02

Most Assists

Season:	2,318		1985-86
	2,302		1978-79
	2,239		1984-85
Game:	50	vs. L.A. Clippers	3/15/86
	45	vs. Cincinnati	2/15/70
	44	vs. San Antonio	1/20/84
	44	vs. Golden State	2/25/95

Fewest Assists

Season:	1,058		1998-99
	1,404		2011-12
	1,482		2001-02
Game:	6	at Atlanta	2/23/69
	6	at Washington	4/1/77
	7	at Chicago	1/16/68

Most Steals

Season:	809		1989-90
	796		1990-91
	789		1988-89
Game:	21	vs. Cleveland	11/16/86
	20	vs. New Jersey	2/4/88
	20	vs. Sacramento	11/1/96
	20	vs. Charlotte	2/10/07

Fewest Steals

Season:	386		1998-99
	496		2011-12
	537		2001-02
Game:	0	at Dallas	11/12/91
	0	vs. Golden State	12/31/05
	1	10x: last vs. Denver	3/2/12

Most Blocked Shots

Season:	597		1984-85
	571		1991-92
	555		1986-87
Game:	20	at Denver	11/16/84
	19	at Chicago	12/9/83
	18	at Denver	1/2/85
	18	vs. Golden State	1/7/86
	18	at Golden State	11/26/88

Fewest Blocked Shots

Season:	260		1998-99
	286		1978-79
	294		1997-98
Game:	0	57x: last vs. Dallas	3/3/13

Most Blocked Shots, Two Teams

Game:	31	Houston 20, at Denver 11	11/16/84

Fewest Blocked Shots, Two Teams

Game:	0	at L.A. Lakers	1/22/78

Most Personal Fouls

Season:	2,317		1983-84
	2,188		1967-68
	2,132		1976-77
Game:	41	at Atlanta	10/19/74
	40	vs. New Jersey	1/25/83
	40	vs. L.A. Lakers	1/10/84
	40	at Kansas City	11/1/84

Fewest Personal Fouls

Season:	960		1998-99
	1,347		2011-12
	1,476		2001-02
Game:	7	at Milwaukee	2/20/02
	7	at Sacramento	12/1/03
	8	at Minnesota	2/4/00
	8	at New Jersey	3/29/11

Most Disqualifications

Season:	52		1983-84
	39		1970-71
	36		1973-74
	36		1975-76

Fewest Disqualifications

Season:	4		2002-03
	5		1998-99
	6		2011-12
	6		2012-13

Most Turnovers

Season:	1,759		1974-75
	1,605		1984-85
	1,571		1982-83
Game:	34	vs. Chicago	10/27/73
	34	vs. Kansas City (Omaha)	3/17/74
	33	vs. Cleveland	11/28/79

Fewest Turnovers

Season:	812		1998-99
	955		2011-12
	1,110		2010-11
Game:	4	vs. Sacramento	1/23/86
	5	at Phoenix	3/22/08
	5	vs. Phoenix	4/11/08
	5	vs. Milwaukee	1/17/11

Most Points Scored

Season:	9,986	(121.8 per game)	1969-70
	9,920	(121.0 per game)	1967-68
	9,472	(115.5 per game)	1968-69
Game:	165	at Cincinnati	3/12/70
	159	at Philadelphia	1/25/70
Half:	97	vs. Atlanta, 2nd	2/11/70
	90	at Boston, 2nd	2/25/70
	89	at Cincinnati, 1st	3/12/70
Quarter:	54	vs. Atlanta, 3rd	2/11/70
	54	at Boston, 4th	2/25/70
	50	vs. San Antonio, 2nd	11/17/84
1st Qtr.:	47	at Boston	1/26/73
2nd Qtr.:	50	vs. San Antonio	11/17/84
3rd Qtr.:	54	vs. Atlanta	2/11/70
4th Qtr.:	54	at Boston	2/25/70
Overtime:	23	vs. Dallas (2OT), 1st OT	4/11/95

Fewest Points Scored

Season:	4,595	(91.9 per game)	1998-99
	6,459	(97.9 per game)	2011-12
	7,220	(88.0 per game)	2003-04
Game:	62	at Charlotte	12/8/06
	63	vs. Utah	1/3/04
	63	vs. Cleveland	12/2/06
	65	vs. Golden State	1/5/04
Half:	23	vs. Washington, 1st	2/26/08
	24	vs. New Jersey, 1st	3/8/03
	25	at Seattle, 2nd	4/4/08
Quarter:	6	at Seattle, 3rd	3/8/05
	6	vs. New Orleans	4/26/12
	7	at Sacramento, 4th	11/2/97
	7	vs. Utah, 4th	1/3/04
1st Qtr.:	8	vs. San Francisco	12/2/67
2nd Qtr.:	8	5x: last vs. New Jersey	3/8/03
3rd Qtr.:	6	at Seattle	3/8/05
4th Qtr.:	6	vs. New Orleans	4/26/12
Overtime:	2	vs. Phoenix (OT)	3/20/99

Most Field Goals Made

Season:	3,947		1969-70
	3,837		1967-68
	3,824		1972-73
Game:	67	at Cincinnati	3/12/70
	64	vs. Baltimore	3/1/68
	63	at Philadelphia	1/25/70
	63	at Golden State	3/15/73

Fewest Field Goals Made

Season:	1,793		1998-99
	2,474		2011-12
	2,636		2003-04
Game:	21	at Chicago	11/3/03
	22	vs. Cleveland	12/2/06
	23	vs. Denver	3/9/99
	23	at Miami	11/25/00
	23	at Philadelphia	11/17/03
	23	vs. Boston	12/6/05
	23	vs. Utah	12/27/05
	23	at Charlotte	12/8/06

Most Field Goals Attempted

Season:	8,635		1969-70
	8,586		1968-69
	8,189		1967-68
Game:	131	at Cincinnati	3/12/70
	130	at San Francisco	10/18/69
	128	vs. Philadelphia (N.Y.)	12/10/68
	128	vs. Dallas	4/11/95

Fewest Field Goals Attempted

Season:	4,136		1998-99
	5,427		2011-12
	6,310		2005-06
Game:	59	vs. Cleveland	3/21/96
	61	at Utah	4/10/06
	64	at Minnesota	1/19/13

Highest Field Goal Percentage

Season:	.503		1982-83
	.498		1978-79
	.497		1981-82
Game:	.676 (48-71)	at San Antonio	4/7/85
	.675 (52-77)	at Utah	2/27/10
	.662 (51-77)	at Atlanta	3/2/74

Lowest Field Goal Percentage

Season:	.412		2003-04
	.423		2004-05
	.429		2005-06
	.429		2006-07
Game:	.266 (21-79)	at Chicago	11/3/03
	.268 (26-97)	at L.A. Clippers	2/28/00
	.282 (22-78)	vs. Cleveland	12/2/06

Most 3-Point Field Goals Made

Season:	661		2012-13
	541		2005-06
	519		1996-97
Game:	17	vs. Phoenix	1/17/07
	17	vs. New York	11/23/12
	16	vs. Milwaukee	2/20/02
	16	vs. Golden State	4/4/07
	16	vs. Brooklyn	1/26/13

Fewest 3-Point Field Goals Made

Season:	33		1982-83
	42		1983-84
	48		1981-82
Game:	0	many times, last vs. Philadelphia	2/22/12

Most 3-Point Field Goals Attempted

Season:	1,798		2012-13
	1,547		1996-97
	1,465		2005-06
Game:	39	vs. New York	11/23/12
	37	at Golden State (OT)	12/14/05
	36	vs. Golden State	12/31/07
	36	vs. Brooklyn	1/26/13

Fewest 3-Point Field Goals Attempted

Season:	125		1982-83
	157		1983-84
	171		1980-81
Game:	0	many times, last vs. Boston	2/18/93

Highest 3-Point Field Goal Percentage

Season:	.376		1994-95
	.372		2003-04
	.369		2005-06
Game:	.800 (8-10)	vs. San Antonio	2/20/00
	.778 (7-9)	at San Antonio	2/12/80
	.778 (7-9)	at Portland	11/11/00

Lowest 3-Point Field Goal Percentage

Season:	.238		1981-82
	.264		1982-83
	.268		1983-84
Game:	.000 (0-14)	vs. Philadelphia	2/22/88
	.000 (0-13)	vs. Cleveland	10/31/97
	.000 (0-13)	vs. Memphis	10/29/08
	.000 (0-11)	at Phoenix	11/15/02
	.000 (0-11)	vs. Atlanta	12/29/06

Most Free Throws Made

Season:	2,246		1967-68
	2,116		1983-84
	2,092		1969-70
Game:	46	at Phoenix	12/11/71
	46	at Denver	3/15/81
	44	at Phoenix	10/16/71
	44	at Denver	3/21/84

Fewest Free Throws Made

Season:	779		1998-99
	1,142		2011-12
	1,221		2001-02
Game:	1	vs. New Orleans	11/19/77
	3	at Milwaukee	11/16/95
	3	at Memphis	11/30/01
	3	at Milwaukee	2/20/02

Most Free Throws Attempted

Season:	3,133		1967-68
	2,950		1968-69
	2,804		1969-70
Game:	62	vs. St. Louis	1/3/68
	59	at Phoenix	12/11/71
	59	at Portland	12/8/84

Fewest Free Throws Attempted

Season:	1,062		1998-99
	1,490		2011-12
	1,623		2001-02
Game:	3	at Milwaukee	2/20/02
	4	at Memphis	11/30/02
	4	at Utah	2/12/03

Highest Free Throw Percentage

Season:	.788		1979-80
	.781		2010-11
	.779		1986-87
	.779		1999-2000
Game:	1.000 (33-33)	at Golden State	4/11/91
	1.000 (25-25)	vs. Chicago	2/9/77
	1.000 (21-21)	vs. Denver	1/22/90

Lowest Free Throw Percentage

Season:	.707		1995-96
	.708		1968-69
	.717		1967-68

Most Rebounds

Season:	4,959		1968-69
	4,933		1967-68
	4,550		1969-70
Game:	82	at San Francisco	1/7/69
	79	vs. Detroit (N.Y.)	2/6/68
	77	at Chicago	1/18/69
	77	at Detroit	2/8/69

Fewest Rebounds

Season:	2,055		1998-99
	2,756		2011-12
	3,258		2003-04
Game:	20	vs. Buffalo	2/17/74
	24	4x: last vs. Atlanta	2/17/97

Most Offensive Rebounds

Season:	1,290		1979-80
	1,261		1987-88
	1,242		1990-91
Game:	31	at Denver	11/16/84
	31	at San Antonio	1/4/92

Fewest Offensive Rebounds

Season:	664		1998-99
	729		2011-12
	800		2006-07
Game:	1	at Cleveland	3/23/75
	2	vs. Cleveland	3/21/96
	2	at Golden State	11/23/96
	2	vs. Dallas	3/10/98
	2	vs. Sacramento	4/4/04
	2	vs. Indiana	1/18/05
	2	at Toronto	3/16/07
	2	vs. New Jersey	2/17/09

Most Defensive Rebounds

Season:	2,710		1982-83
	2,632		2009-10
	2,619		1973-74
Game:	50	at San Antonio	4/1/83
	49	at San Antonio	1/15/82
	48	at Buffalo	1/11/74

Fewest Defensive Rebounds

Season:	1,391		1998-99
	2,027		2011-12
	2,222		1984-85
Game:	13	vs. Buffalo	2/17/74
	13	vs. New Jersey	1/3/79
	14	vs. New York	3/24/88

Largest Rebound Margin (Opponent)

Game:	34 (73-39)	at Baltimore	12/1/72
	34 (66-32)	vs. San Diego	3/13/84

Most Assists

Season:	2,278		1978-79
	2,252		1982-83
	2,223		1979-80
Game:	47	vs. Phoenix (Tucson)	3/15/69
	46	at Milwaukee	11/10/78
	45	vs. Kansas City	2/9/73
	45	at San Antonio	12/8/79
	45	at Milwaukee	12/21/80

Opponents Team Records

Fewest Assists

Season:	1,034		1998-99
	1,321		2011-12
	1,548		2007-08
Game:	7	vs. Baltimore (Chicago)	2/8/68
	7	vs. New Orleans	12/29/03
	7	vs. Denver	1/27/10
	8	vs. Milwaukee (Astrodome)	1/22/70
	8	vs. Boston	12/6/05
	8	vs. Denver	11/24/07

Most Steals

Season:	800		1988-89
	790		1989-90
	782		1983-84
Game:	24	vs. Charlotte	11/30/89
	21	at New York	11/16/82
	20	3x: last vs. Dallas	3/7/04

Fewest Steals

Season:	441		1998-99
	495		2011-12
	547		1976-77
Game:	0	vs. Sacramento	1/23/86
	0	vs. Orlando	1/22/11
	1	10x: last at Orlando	12/26/11

Most Blocked Shots

Season:	532		2009-10
	498		2012-13
	449		2010-11
Game:	18	at Detroit	1/19/80
	17	at L.A. Lakers	11/4/73
	16	3x: last at Philadelphia	2/8/84

Fewest Blocked Shots

Season:	245		1998-99
	308		1974-75
	311		1975-76
Game:	0	43x: last vs. Denver	12/16/08

Most Personal Fouls

Season:	2,265		1968-69
	2,190		1967-68
	2,141		1970-71
Game:	43	at Seattle	12/28/67
	41	at New Jersey	2/18/79
	40	at Phoenix	1/19/69

Fewest Personal Fouls

Season:	1,030		1998-99
	1,215		2011-12
	1,615		2007-08
Game:	9	at Denver	1/27/78
	9	vs. L.A. Clippers	4/12/85
	9	at N.O./Okla. City	3/25/07
	9	vs. Washington	2/26/08

Most Disqualifications

Season:	48		1968-69
	43		1978-79
	41		1970-71

Fewest Disqualifications

Season:	2		1998-99
	4		2011-12
	7		2001-02
	7		2012-13

Most Turnovers

Season:	1,596		1979-80
	1,504		1982-83
	1,495		1984-85
Game:	35	vs. Portland	2/18/75
	34	vs. New Orleans	12/17/74
	33	at Boston	1/26/73

Fewest Turnovers

Season:	653		1998-99
	972		2011-12
	988		2001-02
Game:	3	vs. Toronto	1/16/01
	3	at L.A. Lakers	12/30/01
	4	vs. Atlanta	2/25/99

Rockets Individual Records

(Current Rockets Players Bolded)

Seasons Played

Career:	17	Hakeem Olajuwon	1984-2001
	13	Calvin Murphy	1970-83
	11	Rudy Tomjanovich	1970-81

Games Played

Career:	1,177	Hakeem Olajuwon	1984-2001
Season:	**82**	**83 times by 43 Rockets: last by Omer Asik and Jeremy Lin**	**2012-13**
Consecutive:	442	Elvin Hayes	1968-72, 1981-83 (1/6/83)
	388	Sleepy Floyd	3/4/88-1/14/92
	328	Otis Thorpe	1988-92

Minutes Played

Career:	42,844	Hakeem Olajuwon		1984-2001
Season:	3,695	Elvin Hayes		1968-69
	3,665	Elvin Hayes		1969-70
	3,633	Elvin Hayes		1970-71
Game:	59	Cuttino Mobley	vs. Atlanta (3OT)	2/22/04
	59	**Aaron Brooks**	**vs. Minnesota (3OT)**	**1/13/10**
	58	Charles Barkley	vs. L.A. Lakers (2OT)	11/12/96
	58	Cuttino Mobley	vs. Indiana (3OT)	3/13/01
	58	Steve Francis	vs. Atlanta (3OT)	2/22/04

Points

Career:	26,511	Hakeem Olajuwon		1984-2001
Season:	2,520	Moses Malone		1981-82
	2,350	Elvin Hayes		1970-71
	2,327	Elvin Hayes		1968-69
Game:	57	Calvin Murphy	vs. New Jersey	3/18/78
	54	Elvin Hayes	vs. Detroit	11/13/68
	53	Moses Malone	vs. San Diego	2/2/82
	52	Hakeem Olajuwon	vs. Denver (OT)	4/19/90
	51	Moses Malone	vs. Golden State	3/11/81
	51	Vernon Maxwell	vs. Cleveland	1/26/91
	51	Hakeem Olajuwon	vs. Boston	1/18/96
	50	Elvin Hayes	vs. Seattle	11/20/70
Half:	37	Vernon Maxwell	vs. Cleveland, 2nd	1/26/91
	34	Sleepy Floyd	at Denver, 2nd	2/26/91
	32	Calvin Murphy	vs. New Jersey, 1st	3/18/78
	32	Kevin Martin	vs. Cleveland, 1st	12/11/10
Quarter:	30	Vernon Maxwell	vs. Cleveland, 4th	1/26/91
	23	Yao Ming	at Washington, 4th	12/9/06
	22	Sleepy Floyd	at Denver, 3rd	2/26/91
	22	Hakeem Olajuwon	vs. San Antonio, 2nd	4/10/93
	22	Tracy McGrady	at Utah, 2nd	3/28/05
	22	Kevin Martin	vs. Cleveland, 1st	12/11/10
Overtime:	12	Derrick Chievous	vs. Golden State (2OT)	12/15/88

Most Consecutive Games, Scoring

Double Figures:	319	Moses Malone	11/4/78-4/18/82
	258	Hakeem Olajuwon	3/13/92-11/23/95
	250	Elvin Hayes	10/17/68-10/20/71
20+ Points:	29	Moses Malone	1/16/82-3/18/82
30+ Points:	13	Moses Malone	1/26/82-2/23/82
40+ Points:	3	Moses Malone	2 times (2/2/82-2/7/82, 2/26/82-3/2/82)

Scoring Average

Career:	**25.9**	**James Harden**	**2012-13**
	24.0	Moses Malone	1976-82
	22.7	Tracy McGrady	2004-10
Season:	31.1	Moses Malone	1981-82
	28.7	Elvin Hayes	1970-71
	28.4	Elvin Hayes	1968-69

Most Field Goals Made

Career:	10,555	Hakeem Olajuwon		1984-2001
Season:	948	Elvin Hayes		1970-71
	930	Elvin Hayes		1968-69
	914	Elvin Hayes		1969-70
Game:	24	Calvin Murphy	vs. New Jersey	3/18/78
	24	Hakeem Olajuwon	vs. Denver	1/30/97
	21	Calvin Murphy	vs. Washington	3/10/78
	21	Hakeem Olajuwon	vs. Denver (OT)	4/19/90

Most Field Goals Attempted

Career:	20,573	Hakeem Olajuwon		1984-2001
Season:	2,215	Elvin Hayes		1970-71
	2,082	Elvin Hayes		1968-69
	2,020	Elvin Hayes		1969-70
Game:	45	Elvin Hayes	vs. Detroit	11/23/68
	41	Elvin Hayes	at Milwaukee	10/27/70
	41	Elvin Hayes	at L.A. Lakers	1/1/71

Field Goal Percentage

Career:	.569	Carl Landry		2007-10
	.559	Otis Thorpe		1988-95
Season:	.592	Otis Thorpe		1991-92
(NBA qualifiers)	.561	Otis Thorpe		1993-94
	.558	Otis Thorpe		1992-93
Game:	1.000	Yao Ming	vs. Miami	1/17/09
(min. 10 att.)	(12-12)			
	1.000	Joe Meriweather	at Atlanta	4/11/76
	(10-10)			

3-Point Field Goals Made

Career:	730	Vernon Maxwell		1989-95
Season:	**209**	**Aaron Brooks**		**2009-10**
	192	Rafer Alston		2006-07
	179	**James Harden**		**2012-13**
Game:	9	Robert Horry	at Cleveland	2/22/96
	8	Rick Barry	vs. Utah	2/9/80
	8	Vernon Maxwell	at Denver	4/5/91
	8	Robert Horry	at Milwaukee	11/15/95
	8	Rafer Alston	vs. L.A. Lakers	3/16/08
Consecutive, Without Miss:	10	Kenny Smith		1/22/91-2/6/91
Consecutive Games:	**39**	**Aaron Brooks**		**12/22/09-3/17/10**
	37	Luther Head		11/4/06-1/13/07
	27	Kenny Smith		2/27/95-4/19/95
	27	Shane Battier		3/20/09-11/25/09

3-Point Field Goals Attempted

Career:	2,241	Vernon Maxwell		1989-95
Season:	529	Rafer Alston		2006-07
	525	**Aaron Brooks**		**2009-10**
	510	Vernon Maxwell		1990-91
Game:	17	Vernon Maxwell	vs. Boston	12/17/95
	15	Vernon Maxwell	vs. Seattle	3/21/95
	15	Tracy McGrady	vs. Miami	1/29/06

3-Point Field Goal Percentage

Career:	.407	Kenny Smith		1990-96
	.407	Scott Brooks		1992-95
Season:	.451	Jon Barry		2004-05
	.446	Matt Bullard		1999-2000
	.441	Luther Head		2006-07
Game:	**1.000**	**Aaron Brooks**	**vs. Memphis**	**3/17/10**
(min. 5 made)	(7-7)			
	1.000	Shane Battier	at Milwaukee	2/17/10
	(6-6)			
	1.000	4 times by 4 Rockets:		
	(5-5)	last by Shane Battier	vs. Minnesota	11/28/06

Most Free Throws Made

Career:	5,376	Hakeem Olajuwon		1984-2001
Season:	**674**	**James Harden**		**2012-13**
	630	Moses Malone		1981-82
	609	Moses Malone		1980-81
Game:	22	Sleepy Floyd	vs. Golden State	2/3/91
	21	Moses Malone	vs. Washington	2/27/80
	19	Moses Malone	vs. L.A. Lakers	4/6/82
	19	Vernon Maxwell	vs. Cleveland	1/26/91
	19	**James Harden**	**at Charlotte**	**1/21/13**
Consecutive:	78	Calvin Murphy		12/27/80-2/20/81

Most Free Throws Attempted

Career:	7,537	Hakeem Olajuwon		1984-2001
Season:	827	Moses Malone		1981-82
	811	Moses Malone		1978-79
	804	Moses Malone		1980-81
Game:	27	Sleepy Floyd	vs. Golden State	2/3/91
	26	Moses Malone	at Philadelphia	4/4/79
	23	Elvin Hayes	at Cincinnati	1/30/71
	23	Moses Malone	vs. Washington	2/27/80

Free Throw Percentage

Career:	.941	Rick Barry		1978-80
Season:	.958	Calvin Murphy		1980-81
	.947	Rick Barry		1978-79
	.935	Rick Barry		1979-80
Game:	1.000	Kevin Martin	vs. Utah	3/20/11
(min. 15 made)	(18-18)			
	1.000	Kevin Martin	at Golden State	10/27/10
	(17-17)			
	1.000	Kevin Martin	at Sacramento	4/12/10
	(16-16)			
	1.000	**James Harden**	**vs. New York**	**11/23/12**
	(16-16)			
	1.000	**James Harden**	**at Dallas**	**3/6/13**
	(16-16)			

Rebounds

Career:	13,382	Hakeem Olajuwon		1984-2001
Season:	1,444	Moses Malone		1978-79
	1,406	Elvin Hayes		1968-69
	1,386	Elvin Hayes		1969-70
Game:	37	Moses Malone	at New Orleans	2/9/79
	35	Elvin Hayes	at New York	1/19/71
	33	Charles Barkley	at Phoenix	11/2/96
Half:	21	Toby Kimball	vs. San Francisco	2/2/67
	19	Moses Malone	at New Orleans, 1st	2/9/79
	18	Otis Thorpe	vs. New York, 1st	2/15/90
	18	Marcus Camby	vs. Phoenix, 1st	4/13/12
Quarter:	14	Moses Malone	at New Orleans, 1st	2/9/79
	12	Hakeem Olajuwon	at Seattle, 3rd	2/11/92
	12	Chuck Hayes	at Cleveland, 1st	2/23/11

Most Games in a Season, Rebounds

10+ Rebounds:	78	Moses Malone	1978-79, 1980-81
20+ Rebounds:	32	Moses Malone	1978-79
	25	Elvin Hayes	1968-69

Most Consecutive Games, Rebounds

10+ Rebounds:	60	Elvin Hayes	10/30/68-2/22/69
	57	Moses Malone	12/29/78-10/12/79
20+ Rebounds:	5	Elvin Hayes	12/1/70-12/12/70

Highest Rebounding Average

Career:	15.0	Moses Malone	1976-82
Season:	17.6	Moses Malone	1978-79
	16.9	Elvin Hayes	1969-70
	16.6	Elvin Hayes	1970-71

Offensive Rebounds

Career:	3,936	Hakeem Olajuwon		1984-2001
Season:	587	Moses Malone		1978-79
	573	Moses Malone		1979-80
	558	Moses Malone		1981-82
Game:	21	Moses Malone	vs. Seattle	2/11/82
	19	Moses Malone	at New Orleans	2/9/79
	16	Moses Malone	vs. Buffalo	11/16/77

Defensive Rebounds

Career:	9,446	Hakeem Olajuwon		1984-2001
Season:	857	Moses Malone		1978-79
	850	Hakeem Olajuwon		1989-90
	767	Hakeem Olajuwon		1988-89
Game:	25	Charles Barkley	at Phoenix	11/2/96
	22	Hakeem Olajuwon	at Detroit	2/27/90
	22	Charles Barkley	vs. Boston	12/4/96

Assists

Career:	4,402	Calvin Murphy		1970-83
Season:	768	John Lucas Jr.		1977-78
	709	Sleepy Floyd		1988-89
	603	Calvin Murphy		1973-74
Game:	22	Art Williams	at Phoenix	12/28/68
	22	Art Williams	vs. San Francisco	2/14/70
	22	Allen Leavell	vs. New Jersey	1/25/83
	21	Larry Siegfried	at Portland	11/16/70
Half:	14	John Lucas Jr.	vs. Milwaukee, 2nd	10/27/77
Quarter:	12	John Lucas Jr.	vs. Milwaukee, 3rd	10/27/77
	10	Art Williams	at Atlanta, 2nd	10/29/69

Highest Assists Per Game Average

Career:	7.3	John Lucas Jr.	1976-78, 1984-86, 1989-90
Season:	9.4	John Lucas Jr.	1977-78
	8.8	John Lucas Jr.	1985-86
	8.6	Sleepy Floyd	1988-89

Most Double-Figure Assist Games

Career:	76	John Lucas Jr.	1976-78, 1984-86, 1989-90
Season:	33	John Lucas Jr.	1977-78
	29	Sleepy Floyd	1988-89
	24	Calvin Murphy	1973-74
Consecutive:	8	John Lucas Jr.	10/22/77-11/9/77
	5	Sleepy Floyd	2x: last 2/8/90-2/19/90

Steals

Career:	2,088	Hakeem Olajuwon		1984-2001
Season:	213	Hakeem Olajuwon		1988-89
	174	Hakeem Olajuwon		1989-90
	165	Allen Leavell		1982-83
Game:	10	Clyde Drexler	vs. Sacramento	11/1/96
	9	Calvin Murphy	vs. Boston	12/14/73
	9	Rafer Alston	vs. Charlotte	2/10/07

Blocked Shots

Career:	3,740	Hakeem Olajuwon*		1984-2001
Season:	376	Hakeem Olajuwon		1989-90
	342	Hakeem Olajuwon		1992-93
	304	Hakeem Olajuwon		1991-92
Game:	13	Elvin Hayes	vs. Milwaukee	3/19/71
	13	Elvin Hayes	vs. Phoenix	3/21/71
	13	Ralph Sampson	at Chicago	12/9/83

(Blocks not officially kept by NBA until 1973-74)
*NBA record holder

Personal Fouls

Career:	4,236	Hakeem Olajuwon	1984-2001
Season:	361	Kevin Kunnert	1976-77
	344	Don Adams	1970-71
	344	Hakeem Olajuwon	1984-85

Disqualifications

Career:	80	Hakeem Olajuwon	1984-2001
Season:	17	Kevin Kunnert	1976-77

Turnovers

Career:	3,569	Hakeem Olajuwon		1984-2001
Season:	326	Moses Malone		1978-79
	326	Ralph Sampson		1984-85
	316	Hakeem Olajuwon		1989-90
Game:	12	Moses Malone	at Phoenix	2/6/81

Opponents Single-Game Records

Points

Game:	58	Allen Iverson	at Philadelphia (OT)	1/15/02
	54	Alex English	vs. Denver	11/19/85
	53	Dirk Nowitzki	at Dallas (OT)	12/2/04
	53	Kobe Bryant	at L.A. Lakers (2OT)	12/15/06
	53	Kobe Bryant	at L.A. Lakers (OT)	3/30/07
	52	Kobe Bryant	at L.A. Lakers	2/18/03
	51	Nate Archibald	vs. Kansas City	11/18/72
	51	Rick Barry	vs. Golden State	1/17/73
	51	Geoff Petrie	vs. Portland	1/20/73
	51	Geoff Petrie	vs. Portland	3/16/73
	51	Bob McAdoo	vs. Buffalo	3/18/75
	51	Phil Smith	vs. Golden State	12/11/76
	50	Dana Barros	vs. Philadelphia	3/14/95
	50	Carmelo Anthony	at Denver	2/7/11
Half:	32	Drazen Petrovic	at New Jersey, 2nd	1/24/93
	32	LeBron James	vs. Miami, 2nd	11/12/12
Quarter:	26	Michael Redd	at Milwaukee, 4th	2/20/02

Most Field Goals Made

Game:	24	Kareem Abdul-Jabbar	vs. Milwaukee	1/25/73
	24	Rick Barry	vs. Golden State	1/17/73

Most Field Goals Attempted

Game:	44	Kobe Bryant	at L.A. Lakers (OT)	3/30/07
	43	Cazzie Russell	vs. Golden State	12/11/73
	43	Michael Jordan	vs. Chicago	1/15/87

Field Goal Percentage

Game:	**1.000 (11-11)**	**Dwight Howard**	**vs. Orlando**	**2/24/10**
	.933 (14-15)	Dwight Jones	vs. Atlanta	3/2/74

3-Point Field Goals Made

Game:	9	Michael Redd	at Milwaukee	2/20/02

3-Point Field Goals Attempted

Game:	16	Mookie Blaylock	vs. Atlanta	3/13/95

Most Free Throws Made

Game:	28	Adrian Dantley	vs. Utah	1/4/84

Most Free Throws Attempted

Game:	29	Adrian Dantley	vs. Utah	1/4/84

Free Throw Percentage

Game:	1.000 (20-20)	Amaré Stoudemire	at Phoenix	3/22/08

Rebounds

Game:	32	Dave Cowens	vs. Boston	3/20/73

Offensive Rebounds

Game:	15	George Johnson	vs. Golden State	11/24/76

Defensive Rebounds

Game:	23	Al Jefferson	vs. Minnesota (3OT)	1/13/10

Assists

Game:	29	Kevin Porter	at New Jersey	2/24/78

Steals

Game:	10	Alvin Robertson	vs. San Antonio	1/11/89

Blocked Shots

Game:	14	Elmore Smith	vs. L.A. Lakers	11/4/73

Turnovers

Game:	12	Scottie Pippen	vs. Chicago	1/30/96

Rockets Rookie Records

(Current Rockets Players Bolded)

Season

Points:
2,327 Elvin Hayes (1968-69)
Rebounds:
1,406 Elvin Hayes (1968-69)
Assists:
507 Steve Francis (1999-2000)
Steals:
125 John Lucas Jr. (1976-77)
Blocked Shots:
220 Hakeem Olajuwon (1984-85)
Minutes Played:
3,695* Elvin Hayes (1968-69)
FGM:
930 Elvin Hayes (1968-69)
FGA:
2,082 Elvin Hayes (1968-69)
FG%:
.538 Hakeem Olajuwon (1984-85)
(677-1258)
FTM:
467 Elvin Hayes (1968-69)
FTA:
746 Elvin Hayes (1968-69)
FT%:
.820 Calvin Murphy (1970-71)
(356-434)
3-PTM:
154 Matt Maloney (1996-97)
3-PTA:
381 Matt Maloney (1996-97)
3-PT%:
.433 Michael Dickerson (1998-99)
(71-164)
Scoring Average:
28.4 Elvin Hayes (1968-69)
Rebounding Average:
17.2 Elvin Hayes (1968-69)
Assists Average:
6.6 Steve Francis (1999-2000)

*Franchise record

Game

Points:
54 Elvin Hayes vs. Detroit (Nov. 13, 1968)
Rebounds:
27 Elvin Hayes at Milwaukee (Dec. 13, 1968)
27 Elvin Hayes at Milwaukee (Feb. 9, 1969)
27 Elvin Hayes at Cincinnati (Feb. 12, 1969)
Assists:
14 John Lucas Jr. vs. Buffalo (Nov. 17, 1976)
14 John Lucas Jr. vs. Denver (Apr. 19, 1977)
14 Steve Francis vs. Golden State (Jan. 27, 2000)
14 Steve Francis vs. L.A. Clippers (Mar. 23, 2000)
Steals:
8 Allen Leavell at L.A. Lakers (Feb. 24, 1980)
Blocked Shots:
13* Ralph Sampson at Chicago (Dec. 9, 1983)
Minutes Played:
53 Elvin Hayes vs. Philadelphia (Nov. 24, 1968)
FGM:
20 Elvin Hayes vs. Detroit (Nov. 13, 1968)
FGA:
45* Elvin Hayes vs. Detroit (Nov. 13, 1968)
FG%:
1.000 Joe Meriweather at Atlanta (Apr. 11, 1976)
(10-10)
FTM:
14 Elvin Hayes vs. Detroit (Nov. 13, 1968)
14 Steve Francis at Dallas (Jan. 17, 2000)
FTA:
18 Elvin Hayes at Milwaukee (Feb. 9, 1969)
FT%:
1.000 Don Adams vs. Detroit (Dec. 18, 1970)
(11-11)
3-PTM:
7 Michael Dickerson vs. Toronto (Mar. 25, 1999)
7 Cuttino Mobley vs. Toronto (Mar. 25, 1999)
3-PTA:
13 Steve Francis at San Antonio (Nov. 20, 1999)
3-PT%:
1.000 Oscar Torres vs. Cleveland (Dec. 11, 2001)
(4-4)

Rockets All-Time Coaching Summary

	Regular Season			Playoffs			
Name	**Won**	**Lost**	**Pct.**	**Won**	**Lost**	**Pct.**	**Years**
Rudy Tomjanovich	503	397	.559	51	39	.567	1992-2003 (12)
Bill Fitch	216	194	.527	21	18	.525	1983-88 (5)
Rick Adelman	193	135	.588	9	10	.474	2007-2011 (4)
Jeff Van Gundy	182	146	.555	7	12	.368	2003-2007 (4)
Don Chaney	164	134	.550	2	9	.182	1988-92 (4)
Del Harris	141	187	.430	15	16	.484	1979-83 (4)
John Egan	129	152	.459	3	5	.375	1973-76 (4)
Tom Nissalke	124	122	.504	6	8	.429	1976-79 (3)
Kevin McHale	**79**	**69**	**.534**	**2**	**4**	**.333**	**2011-2013 (2)**
Jack McMahon	61	129	.321	2	4	.333	1967-70 (3)
Alex Hannum	58	80	.420	ð	ð	ð	1969-71 (2)
Tex Winter	51	78	.395	ð	ð	ð	1971-73 (2)

Rockets

Most Points

Game:	140	vs. Golden State	2/5/13
Half:	77	vs. Golden State, 1st	2/5/13
	72	vs. Dallas, 2nd	3/3/13
Quarter:	44	vs. Dallas, 3rd	3/3/13
Overtime:	19	vs. Utah (2OT), 2nd OT	12/27/08

Fewest Points

Game:	67	vs. San Antonio	12/11/03
Half:	24	vs. New Orleans (OT), 2nd	1/19/12
Quarter:	7	vs. New Orleans (OT), 4th	1/19/12
Overtime:	5	3x: last vs. Dallas (OT), 1st OT	4/11/11

Most Field Goals Made

Game:	50	vs. Washington	2/15/05

Fewest Field Goals Made

Game:	23	vs. Memphis	4/12/13

Most Field Goals Attempted

Game:	107	vs. Phoenix	11/17/07

Fewest Field Goals Attempted

Game:	64	4x: last vs. Golden State	11/24/10

Highest Field Goal Percentage

Game:	.595 (50-84)	vs. Washington	2/15/05
	.595 (47-79)	vs. Portland	2/8/13

Lowest Field Goal Percentage

Game:	.308 (24-78)	vs. New Orleans	4/1/05

Most 3-Point Field Goals Made

Game:	23	vs. Golden State	2/5/13

Fewest 3-Point Field Goals Made

Game:	0	vs. Portland	2/13/05
	0	vs. San Antonio	3/18/06

Most 3-Point Field Goals Attempted

Game:	40	vs. Golden State	2/5/13

Fewest 3-Point Field Goals Attempted

Game:	5	vs. San Antonio	12/11/03

Highest 3-Point Field Goal Percentage

Game:	.688 (11-16)	vs. Seattle	4/20/05

Lowest 3-Point Field Goal Percentage

Game:	.000 (0-11)	vs. Portland	2/13/05
	.000 (0-7)	vs. San Antonio	3/18/06

Most Free Throws Made

Game:	39	vs. Minnesota	11/7/10
	39	vs. Golden State	11/24/10

Fewest Free Throws Made

Game:	5	5x: last vs. Indiana	4/1/12

Most Free Throws Attempted

Game:	51	vs. Golden State	11/24/10

Fewest Free Throws Attempted

Game:	6	vs. San Antonio	12/11/03
	6	vs. Denver	3/2/08

Highest Free Throw Percentage

Game:	1.000 (17-17*)	vs. Phoenix	2/3/12

*Most attempts no misses

Lowest Free Throw Percentage

Game:	.273 (6-22)	vs. Detroit	12/12/07

Most Rebounds

Game:	60	vs. New York	1/10/09

Fewest Rebounds

Game:	26	vs. Minnesota	2/17/12

Most Offensive Rebounds

Game:	25	vs. San Antonio	11/6/07

Fewest Offensive Rebounds

Game:	3	vs. San Antonio	11/29/08

Most Defensive Rebounds

Game:	47	vs. New York	1/10/09

Fewest Defensive Rebounds

Game:	18	vs. Minnesota	2/17/12

Most Assists

Game:	35	vs. Golden State	3/23/11
	35	vs. Golden State	2/5/13

Fewest Assists

Game:	9	vs. Dallas	2/15/07

Most Steals

Game:	20	vs. Charlotte	2/10/07

Fewest Steals

Game:	0	vs. Golden State	12/31/05

Most Blocked Shots

Game:	13	vs. Memphis	2/29/08

Fewest Blocked Shots

Game:	0	7x: last vs. Dallas	3/3/13

Most Personal Fouls

Game:	35	vs. Utah	12/27/05

Fewest Personal Fouls

Game:	9	vs. New York	1/10/09

Most Turnovers

Game:	30	vs. Dallas	3/7/04

Fewest Turnovers

Game:	5	vs. Phoenix	4/11/08
	5	vs. Milwaukee	1/17/11

Opponents

Most Points

Game:	134	vs. San Antonio (OT)	12/10/12
	130	vs. Dallas	11/25/09
Half:	71	vs. Indiana, 2nd	2/20/10
Quarter:	42	vs. Minnesota, 3rd	1/30/12
Overtime:	15	vs. Phoenix (OT), 1st OT	1/31/10
	15	vs. New Orleans (OT), 1st OT	1/14/11

Fewest Points

Game:	63	2x: last vs. Cleveland	12/2/06
Half:	23	vs. Washington, 1st	2/26/08
Quarter:	6	vs. New Orleans, 4th	4/26/12
Overtime:	4	vs. New Jersey (OT), 1st OT	1/13/05

Most Field Goals Made

Game:	55	vs. Dallas	11/25/09

Fewest Field Goals Made

Game:	22	vs. New Orleans	4/1/05
	22	vs. Cleveland	12/2/06

Most Field Goals Attempted

Game:	111	vs. Minnesota (3OT)	1/13/10

Fewest Field Goals Attempted

Game:	65	vs. Charlotte	1/25/06
	65	vs. Minnesota	11/28/06

Highest Field Goal Percentage

Game:	.655 (55-84)	vs. Dallas	11/25/09

Lowest Field Goal Percentage

Game:	.282 (22-78)	vs. Cleveland	12/2/06

Most 3-Point Field Goals Made

Game:	17	vs. Phoenix	1/17/07
	17	vs. New York	11/23/12

Fewest 3-Point Field Goals Made

Game:	0	vs. Atlanta	12/29/06
	0	vs. Minnesota	1/11/08
	0	vs. Atlanta	2/9/08
	0	vs. New Jersey	3/10/08
	0	vs. Memphis	10/29/08
	0	vs. Oklahoma City	11/1/08
	0	vs. Philadelphia	2/22/12

Most 3-Point Field Goals Attempted

Game:	39	vs. New York	11/23/12

Fewest 3-Point Field Goals Attempted

Game:	4	vs. Philadelphia	1/15/08
	4	vs. Oklahoma City	11/1/08

Highest 3-Point Field Goal Percentage

Game:	.750 (3-4)	vs. Philadelphia	1/15/08

Lowest 3-Point Field Goal Percentage

Game:	.000 (0-13*)	vs. Memphis	10/29/08

*Most attempts no makes

Most Free Throws Made

Game:	34	vs. Miami	12/29/10

Fewest Free Throws Made

Game:	5	4x: last vs. L.A. Clippers	4/9/11

Most Free Throws Attempted

Game:	44	vs. Denver	2/14/11

Fewest Free Throws Attempted

Game:	7	vs. Atlanta	12/31/12

Highest Free Throw Percentage

Game:	.960 (24-25)	vs. L.A. Clippers	3/14/07

Lowest Free Throw Percentage

Game:	.389 (7-18)	vs. Phoenix	4/3/05

Most Rebounds

Game:	65	vs. Minnesota (3OT)	1/13/10

Fewest Rebounds

Game:	28	3x: last vs. San Antonio	11/6/07

Most Offensive Rebounds

Game:	24	vs. Sacramento	3/3/10

Fewest Offensive Rebounds

Game:	2	3x: last vs. New Jersey	2/17/09

Most Defensive Rebounds

Game:	46	vs. Minnesota (3OT)	1/13/10
	46	vs. Phoenix (OT)	1/31/10

Fewest Defensive Rebounds

Game:	18	vs. Utah (OT)	12/3/03

Most Assists

Game:	35	vs. Utah (2OT)	12/27/08

Fewest Assists

Game:	7	vs. Denver	1/27/10

Most Steals

Game:	20	vs. Dallas	3/7/04

Fewest Steals

Game:	0	vs. Orlando	1/22/11

Most Blocked Shots

Game:	15	vs. Dallas (OT)	3/24/12

Fewest Blocked Shots

Game:	0	4x: last vs. Denver	12/16/08

Most Personal Fouls

Game:	35	vs. Golden State	11/24/10

Fewest Personal Fouls

Game:	9	vs. Washington	2/26/08

Most Turnovers

Game:	27	vs. Charlotte	2/10/07

Fewest Turnovers

Game:	6	vs. Golden State	12/31/05
	6	vs. Detroit	3/22/07
	6	vs. Golden State	2/2/10
	6	vs. Denver	3/2/12

(Current Rockets Players Bolded)

Rockets

Most Points

Game:	**46**	**James Harden**	**vs. Oklahoma City**	**2/20/13**
	45	Kevin Martin	vs. Portland	1/5/11

Most Field Goals Made

Game:	20	Luis Scola	vs. New Jersey	3/13/10

Most Field Goals Attempted

Game:	37	Tracy McGrady	vs. Miami	1/29/06

Most 3-Point Field Goals Made

Game:	8	Rafer Alston	vs. L.A. Lakers	3/16/08

Most 3-Point Field Goals Attempted

Game:	15	Tracy McGrady	vs. Miami	1/29/06

Most Free Throws Made

Game:	18	Yao Ming	vs. New Jersey	3/13/06
	18	Kevin Martin	vs. Utah	3/20/11

Most Free Throws Attempted

Game:	20	Yao Ming	vs. New Jersey	3/13/06
	20	Yao Ming	vs. L.A. Lakers	11/14/07

Most Rebounds

Game:	**22**	**Omer Asik**	**vs. Milwaukee**	**2/27/13**
	22	**Omer Asik**	**vs. Phoenix**	**4/9/13**

Most Offensive Rebounds

Game:	9	Samuel Dalembert	vs. New Orleans (OT)	1/19/12

Most Defensive Rebounds

Game:	17	Yao Ming	vs. Golden State	2/24/06
	17	**Omer Asik**	**vs. Atlanta**	**12/31/12**

Most Assists

Game:	18	Kyle Lowry	vs. Memphis	12/17/10
	18	Kyle Lowry	vs. Atlanta	12/31/11

Most Steals

Game:	9	Rafer Alston	vs. Charlotte	2/10/07

Most Blocked Shots

Game:	7	5x: last Samuel Dalembert	vs. Denver	4/16/12

Most Minutes Played

Game:	59	Cuttino Mobley	vs. Atlanta (3OT)	2/22/04
	59	**Aaron Brooks**	**vs. Minnesota (3OT)**	**1/13/10**

Most Turnovers

Game:	10	Yao Ming	vs. Charlotte	12/22/04

Opponents

Most Points

Game:	45	Carmelo Anthony	vs. Denver	3/15/10
	45	Dwyane Wade	vs. Miami	12/29/10

Most Field Goals Made

Game:	18	David West	vs. New Orleans	12/29/09
	18	Carmelo Anthony	vs. Denver	3/15/10

Most Field Goals Attempted

Game:	35	Carmelo Anthony	vs. Denver	3/15/10

Most 3-Point Field Goals Made

Game:	7	5x: last Gary Neal	vs. San Antonio (OT)	12/10/12

Toyota Center Individual Records

Most 3-Point Field Goals Attempted

Game:	12	Carmelo Anthony	vs. New York	11/23/12

Most Free Throws Made

Game:	16	Dwyane Wade	vs. Miami	1/29/06

Most Free Throws Attempted

Game:	19	2x: last Dwyane Wade	vs. Miami	1/29/06

Most Rebounds

Game:	26	Al Jefferson	vs. Minnesota (3OT)	1/13/10

Most Offensive Rebounds

Game:	10	Jeff Foster	vs. Indiana	3/8/06

Most Defensive Rebounds

Game:	23	Al Jefferson	vs. Minnesota (3OT)	1/13/10

Most Assists

Game:	17	Deron Williams	vs. New Jersey	2/26/11

Most Steals

Game:	9	Dirk Nowitzki	vs. Dallas	3/7/04

Most Blocked Shots

Game:	7	Tim Duncan	vs. San Antonio	12/9/04
	7	Brandan Wright	vs. Dallas (OT)	3/24/12

Most Minutes Played

Game:	55	Tayshaun Prince	vs. Detroit (2OT)	3/18/09

Most Turnovers

Game:	7	11x: last Russell Westbrook	vs. Oklahoma City	2/20/13

Rockets All-Time Preseason Records

Year	W	L	PCT	Year	W	L	PCT
1967	6	3	.667	1992	5	2	.714
1968	6	6	.500	1993	5	3	.625
1969	6	3	.667	1994	5	3	.625
1970	4	6	.400	1995	*6	2	.750
1971	4	4	.500	1996	4	4	.500
1972	7	1	.875	1997	5	3	.625
1973	3	5	.375	1998	1	1	.500
1974	3	2	.600	1999	3	5	.375
1975	4	1	.800	2000	4	3	.571
1976	5	3	.625	2001	5	3	.625
1977	5	0	1.000	2002	4	3	.571
1978	4	4	.500	2003	4	4	.500
1979	5	3	.625	2004	3	4	.429
1980	4	2	.667	2005	6	2	.750
1981	4	2	.667	2006	5	2	.714
1982	1	4	.200	2007	3	4	.429
1983	1	7	.125	2008	5	2	.714
1984	4	3	.571	2009	4	4	.500
1985	7	1	.875	2010	4	4	.500
1986	4	4	.500	2011	1	1	.500
1987	4	4	.500	2012	5	2	.714
1988	3	5	.375	**Total**	**195**	**144**	**.575**
1989	2	5	.286				
1990	6	3	.667				
1991	6	2	.750				

*McDonald's Cup World Champions

Rockets Quadruple-Double Club

Hakeem Olajuwon (1 Game)
Mar. 29, 1990 vs. Milwaukee (18 pts., 16 rebs., 11 blks., 10 assts.)

Rockets Triple-Double Club

Hakeem Olajuwon (14 Games)
Jan. 7, 1986 vs. Golden State (26 pts., 12 rebs., 11 blks.)
Mar. 10, 1987 vs. Seattle (38 pts., 17 rebs., 12 blks.) - 2OT
Apr. 21, 1988 vs. San Antonio (38 pts., 10 rebs., 10 blks.)
Nov. 11, 1989 vs. Utah (24 pts., 21 rebs., 12 blks.)
Dec. 17, 1989 vs. Orlando (32 pts., 25 rebs., 10 blks.)
Mar. 3, 1990 vs. Golden State (29 pts., 18 rebs., 11 blks., 9 assts.)
Mar. 29, 1990 vs. Milwaukee (18 pts., 16 rebs., 11 blks., 10 assts.)
Dec. 20, 1990 vs. Orlando (24 pts., 16 rebs., 11 blks.)
Apr. 7, 1994 vs. Golden State (26 pts., 13 rebs., 10 assts.)
Dec. 1, 1994 at Golden State (37 pts., 13 rebs., 12 assts.)
Dec. 13, 1995 at Vancouver (15 pts., 14 rebs., 10 blks.)
Dec. 28, 1995 vs. New Jersey (22 pts., 18 rebs., 10 assts.)
Apr. 13, 1996 vs. Dallas (31 pts., 13 rebs., 10 blks.)
Mar. 4, 1997 at L.A. Clippers (22 pts., 16 rebs., 10 assts.)

Elvin Hayes (7 Games)
Feb. 12, 1969 at Cincinnati (12 pts., 27 rebs., 10 blks.)
Jan. 8, 1970 vs. San Francisco (10 pts., 19 rebs., 10 blks.)
Feb. 14, 1970 vs. San Francisco (41 pts., 27 rebs., 10 blks.)
Mar. 19, 1971 vs. Milwaukee (20 pts., 14 rebs., 13 blks.)
Mar. 21, 1971 vs. Phoenix (34 pts., 13 rebs., 13 blks.)
Dec. 1, 1971 at Cleveland (11 pts., 11 rebs., 11 assts.)
Apr. 13, 1984 vs. San Antonio (16 pts., 17 rebs., 11 assts.) - OT

Clyde Drexler (7 Games)
Apr. 11, 1995 vs. Dallas (29 pts., 11 rebs., 11 assts.)
Jan. 27, 1996 vs. Detroit (24 pts., 10 rebs., 10 assts.)
Feb. 1, 1996 at Charlotte (16 pts., 10 rebs., 14 assts.)
Feb. 13, 1996 vs. Dallas (21 pts., 14 rebs., 12 assts.)
Nov. 1, 1996 vs. Sacramento (25 pts., 10 rebs., 10 stls.)
Jan. 19, 1997 vs. Chicago (17 pts., 11 assts., 10 rebs.)
Mar. 22, 1997 vs. Phoenix (17 pts., 11 assts., 10 rebs.)

Steve Francis (6 Games)
Jan. 27, 2000 vs. Golden State (27 pts., 17 rebs., 14 assts.)
Jan. 26, 2001 vs. Vancouver (13 pts., 10 rebs., 12 assts.)
Mar. 13, 2001 vs. Indiana (16 pts., 10 rebs., 11 assts.)
Jan. 18, 2002 at Boston (26 pts., 15 rebs., 10 assts.)
Jan. 24, 2002 vs. New Jersey (23 pts., 12 rebs., 11 assts.)
Mar. 21, 2003 at Golden State (13 pts., 11 rebs., 12 assts.)

Otis Thorpe (3 Games)
Mar. 16, 1989 vs. Milwaukee (10 pts., 11 rebs., 11 assts.)
Jan. 14, 1992 vs. Denver (16 pts., 13 rebs., 10 assts.)
Dec. 17, 1992 at San Antonio (12 pts., 19 rebs., 10 assts.)

Art Williams (3 Games)
Nov. 4, 1967 vs. New York (15 pts., 11 rebs., 13 assts.)
Dec. 10, 1968 vs. Philadelphia at N.Y. (20 pts., 12 rebs., 11 assts.)
Mar. 22, 1970 vs. Phoenix (19 pts., 11 rebs., 14 assts.)



Charles Barkley (2 Games)
Nov. 23, 1996 at Golden State (27 pts., 17 rebs., 12 assts.)
Dec. 2, 1997 vs. Denver (15 pts., 12 assts., 11 rebs.)

Lewis Lloyd (2 Games)
Oct. 29, 1983 vs. San Antonio (28 pts., 11 rebs., 10 assts.)
Jan. 14, 1986 vs. Utah (28 pts., 10 rebs., 10 assts.)

Kyle Lowry (2 Games)
Mar. 20, 2011 vs. Utah (28 pts., 11 rebs., 10 assts.)
Jan. 23, 2012 at Minnesota (16 pts., 10 rebs., 10 assts.)

Rodney McCray (2 Games)
Nov. 20, 1986 vs. Utah (13 pts., 10 rebs., 14 assts.)
Apr. 9, 1987 vs. Sacramento (20 pts., 13 rebs., 10 assts.)

Tracy McGrady (2 Games)
Dec. 5, 2007 vs. Memphis (17 pts., 10 rebs., 12 assts.)
Dec. 16, 2008 vs. Denver (20 pts., 14 rebs., 10 assts.)

Scottie Pippen (2 Games)
Feb. 25, 1999 vs. Atlanta (15 pts., 11 assts., 10 rebs.)
Apr. 23, 1999 at L.A. Clippers (23 pts., 10 assts., 10 rebs.)

Rockets Triple-Doubles (One Game Each)
Trevor Ariza: Apr. 14, 2010 vs. New Orleans (26 pts., 10 rebs., 10 assts.)
Jim Barnett: Feb. 14, 1969 at L.A. Lakers (18 pts., 11 rebs., 10 assts.)
Goran Dragic: Apr. 13, 2011 at Minnesota (11 pts., 11 rebs., 11 assts.)
Eric Floyd: Dec. 19, 1987 vs. Denver (23 pts., 13 rebs., 10 assts.)
James Harden: Feb. 2, 2013 vs. Charlotte (21 pts., 11 rebs., 11 assts.)
Chuck Hayes: Mar. 23, 2011 vs. Golden State (13 pts., 14 rebs., 11 assts.)
Cedric Maxwell: Mar. 31, 1988 at Indiana (23 pts., 15 rebs., 10 assts.)
Ed Ratleff: Mar. 26, 1974 vs. Buffalo (12 pts., 10 rebs., 11 assts.)
Ralph Sampson: Dec. 9, 1983 at Chicago (28 pts., 18 rebs., 13 blks.)

Rockets Record by Month

Year	October	November	December	January	February	March	April	May	Totals
1967-68	1-7	3-15	7-8	3-9	1-17	0-11	ð	ð	15-67
1968-69	3-3	7-9	6-10	6-9	7-8	8-6	ð	ð	37-45
1969-70	1-6	7-8	7-11	4-8	4-11	4-11	ð	ð	27-55
1970-71	6-6	8-7	3-14	8-5	8-3	7-7	ð	ð	40-42
1971-72	2-8	4-10	8-7	8-6	7-8	5-9	ð	ð	34-48
1972-73	5-3	5-9	6-7	5-13	6-8	6-9	ð	ð	33-49
1973-74	4-7	4-8	4-12	6-10	8-4	6-9	ð	ð	32-50
1974-75	4-3	7-7	8-5	5-10	9-6	7-9	1-1	ð	41-41
1975-76	0-3	8-5	7-7	8-8	7-8	8-7	2-4	ð	40-42
1976-77	3-1	8-4	8-6	7-9	7-6	13-5	3-2	ð	49-33
1977-78	3-2	4-10	6-8	3-11	8-7	1-13	3-3	ð	28-54
1978-79	5-3	5-7	6-5	8-7	7-6	9-5	4-2	ð	47-35
1979-80	2-7	10-4	5-9	8-8	8-5	8-8	ð	ð	41-41
1980-81	4-5	7-8	5-9	8-7	9-5	7-8	ð	ð	40-42
1981-82	4-1	5-10	6-7	9-4	11-3	9-7	5-4	ð	46-36
1982-83	0-2	2-10	2-13	4-11	3-10	2-14	1-8	ð	14-68
1983-84	1-0	5-10	6-9	7-7	4-9	5-11	1-7	ð	29-53
1984-85	2-0	10-5	6-8	8-7	8-4	9-6	5-4	ð	48-34
1985-86	2-2	11-4	7-6	12-2	6-7	8-8	5-2	ð	51-31
1986-87	ð	7-7	4-10	11-4	8-4	7-11	5-4	ð	42-40
1987-88	ð	7-6	7-6	9-5	9-4	9-7	5-8	ð	46-36
1988-89	ð	9-6	9-5	7-6	6-6	8-8	6-6	ð	45-37
1989-90	ð	9-6	3-12	8-5	4-8	11-5	6-5	ð	41-41
1990-91	ð	8-7	8-6	7-8	9-3	14-1	6-5	ð	52-30
1991-92	ð	9-4	7-9	8-6	6-8	7-9	5-4	ð	42-40
1992-93	ð	7-4	7-7	10-7	9-3	11-4	11-2	ð	55-27
1993-94	ð	14-0	10-4	7-6	7-5	12-4	8-5	ð	58-24
1994-95	ð	10-3	8-6	8-6	9-5	7-8	5-7	ð	47-35
1995-96	ð	11-4	11-4	7-8	9-4	4-9	6-5	ð	48-34
1996-97	ð	15-1	9-5	8-7	5-7	11-3	9-2	ð	57-25
1997-98	1-0	7-5	7-6	6-11	7-6	9-7	4-6	ð	41-41
1998-99	ð	ð	ð	ð	8-6	14-3	6-10	3-0	31-19
1999-2000	ð	4-11	6-9	7-7	5-8	5-10	7-3	ð	34-48
2000-2001	0-1	9-6	5-8	8-8	9-4	9-6	5-4	ð	45-37
2001-2002	1-0	6-9	2-13	6-9	5-5	6-10	2-8	ð	28-54
2002-2003	0-1	9-5	8-7	8-7	5-8	8-8	5-3	ð	43-39
2003-2004	1-0	8-7	8-7	9-6	8-5	8-6	3-6	ð	45-37
2004-2005	ð	6-10	9-5	10-6	7-3	12-4	7-3	ð	51-31
2005-2006	ð	4-11	6-7	5-11	10-3	7-8	2-8	ð	34-48
2006-2007	ð	10-5	9-7	10-4	6-6	12-4	5-4	ð	52-30
2007-2008	1-0	8-8	6-8	10-4	13-0	11-4	6-3	ð	55-27
2008-2009	2-0	9-7	10-5	8-7	8-3	11-4	5-3	ð	53-29
2009-2010	2-1	7-7	11-5	5-9	4-7	8-8	5-3	ð	42-40
2010-2011	0-3	5-9	11-4	6-11	8-4	9-5	4-3	ð	43-39
2011-2012	ð	ð	2-2	10-7	9-6	7-9	6-8	ð	34-32
2012-2013	1-0	6-8	10-6	8-9	6-5	9-5	5-4	ð	45-37
Totals	**61-75**	**324-306**	**306-334**	**333-335**	**327-271**	**368-333**	**179-169**	**3-0**	**1901-1823**
	.449	**.514**	**.478**	**.499**	**.547**	**.525**	**.514**	**1.000**	**.510**

Year	Western Conference W-L	Midwest/ Southwest Division W-L	Northwest Division W-L	Pacific Division W-L
1967-68	11-29	ð	ð	ð
1968-69	20-20	ð	ð	ð
1969-70	17-23	ð	ð	ð
1970-71	21-24	7-16	ð	14-8
1971-72	14-31	5-16	ð	9-15
1972-73	12-24	4-12	ð	8-12
1973-74	11-25	3-13	ð	8-12
1974-75	20-16	11-5	ð	9-11
1975-76	17-19	9-7	ð	8-12
1976-77	26-16	14-9	ð	12-7
1977-78	13-29	8-15	ð	5-14
1978-79	23-19	10-10	ð	13-9
1979-80	11-11	5-5	ð	6-6
1980-81	32-28	19-11	ð	13-17
1981-82	35-25	17-13	ð	18-12
1982-83	9-51	4-26	ð	5-25
1983-84	21-39	9-21	ð	12-18
1984-85	36-24	20-10	ð	16-14
1985-86	38-22	20-10	ð	18-12
1986-87	31-29	19-11	ð	12-18
1987-88	33-27	13-17	ð	20-10
1988-89	33-25	19-11	ð	14-14
1989-90	28-28	13-15	ð	15-13
1990-91	33-23	20-8	ð	13-15
1991-92	26-28	12-14	ð	14-14
1992-93	36-18	19-7	ð	17-11
1993-94	38-16	15-11	ð	23-5
1994-95	27-27	13-13	ð	14-14
1995-96	31-21	14-10	ð	17-11
1996-97	40-12	19-5	ð	21-7
1997-98	29-23	14-10	ð	15-13
1998-99	28-16	12-9	ð	16-7
1999-2000	23-29	8-16	ð	15-13
2000-2001	20-32	11-13	ð	9-19
2001-2002	18-34	9-15	ð	9-19
2002-2003	26-26	11-13	ð	15-13
2003-2004	21-31	8-16	ð	13-15
2004-2005	33-19	10-6	12-6	11-7
2005-2006	19-33	1-15	10-8	8-10
2006-2007	28-24	8-8	10-8	10-8
2007-2008	33-19	8-8	14-4	11-7
2008-2009	35-17	9-7	14-4	12-6
2009-2010	28-24	9-7	11-7	8-10
2010-2011	25-27	5-11	9-9	11-7
2011-2012	23-25	6-8	8-10	9-7
2012-2013	24-28	6-10	8-10	10-8
Totals	**1156-1136**	**476-493**	**96-66**	**536-505**
	.504	**.491**	**.593**	**.515**

Year	Eastern Conference W-L	Atlantic Division W-L	Central Division W-L	Southeast Division W-L
1967-68	4-38	ð	ð	ð
1968-69	17-25	ð	ð	ð
1969-70	10-32	ð	ð	ð
1970-71	19-18	8-11	11-7	ð
1971-72	20-17	8-11	12-6	ð
1972-73	21-25	12-12	9-13	ð
1973-74	21-25	12-12	9-13	ð
1974-75	21-25	5-11	16-14	ð
1975-76	23-23	9-11	14-12	ð
1976-77	23-17	10-10	13-7	ð
1977-78	15-25	9-11	6-14	ð
1978-79	24-16	12-8	12-8	ð
1979-80	30-30	10-20	20-10	ð
1980-81	8-14	2-8	6-6	ð
1981-82	11-11	6-4	5-7	ð
1982-83	5-17	2-8	3-9	ð
1983-84	8-14	1-9	7-5	ð
1984-85	12-10	4-6	8-4	ð
1985-86	13-9	6-4	7-5	ð
1986-87	11-11	3-7	8-4	ð
1987-88	13-9	6-4	7-5	ð
1988-89	12-12	5-7	7-5	ð
1989-90	13-13	5-7	8-6	ð
1990-91	19-7	9-3	10-4	ð
1991-92	16-12	10-4	6-8	ð
1992-93	19-9	9-5	10-4	ð
1993-94	20-8	11-3	9-5	ð
1994-95	20-8	9-5	11-3	ð
1995-96	17-13	6-8	11-5	ð
1996-97	17-13	9-5	8-8	ð
1997-98	12-18	5-9	7-9	ð
1998-99	3-3	1-2	2-1	ð
1999-2000	11-19	5-9	6-10	ð
2000-2001	25-5	9-5	16-0	ð
2001-2002	10-20	5-9	5-11	ð
2002-2003	17-13	9-5	8-8	ð
2003-2004	24-6	11-3	13-3	ð
2004-2005	18-12	7-3	6-4	5-5
2005-2006	15-15	5-5	5-5	5-5
2006-2007	24-6	8-2	7-3	9-1
2007-2008	22-8	5-5	9-1	8-2
2008-2009	18-12	5-5	5-5	8-2
2009-2010	14-16	7-3	4-6	3-7
2010-2011	18-12	7-3	7-3	4-6
2011-2012	11-7	4-2	2-3	5-2
2012-2013	21-9	7-3	7-3	7-3
Totals	**745-687**	**298-287**	**362-272**	**54-33**
	.520	**.509**	**.571**	**.621**

#ANEWAGE

Rockets Longest Yearly Streaks

Overall Winning Streaks

1967-68	2
1968-69	5
1969-70	4
1970-71	7
1971-72	4
1972-73	3
1973-74	5
1974-75	7
1975-76	5
1976-77	9
1977-78	4
1978-79	4
1979-80	7
1980-81	5
1981-82	8
1982-83	2
1983-84	5
1984-85	8
1985-86	7
1986-87	5
1987-88	4
1988-89	6
1989-90	6
1990-91	13
1991-92	4
1992-93	15/11
1993-94	15
1994-95	9
1995-96	7
1996-97	9
1997-98	9
1998-99	9
1999-2000	6
2000-2001	4
2001-2002	3
2002-2003	5
2003-2004	5
2004-2005	8
2005-2006	5
2006-2007	5
2007-2008	22
2008-2009	6
2009-2010	4
2010-2011	5
2011-2012	7
2012-2013	5

Home Winning Streaks

1967-68	2
1968-69	6
1969-70	5
1970-71	7
1971-72	5
1972-73	4
1973-74	4
1974-75	7
1975-76	5
1976-77	11
1977-78	5
1978-79	7
1979-80	5
1980-81	7
1981-82	8
1982-83	3
1983-84	6
1984-85	8
1985-86	20
1986-87	7
1987-88	7
1988-89	8
1989-90	10
1990-91	11
1991-92	8
1992-93	9
1993-94	11/10
1994-95	4
1995-96	7
1996-97	8
1997-98	8
1998-99	9
1999-2000	6
2000-2001	6
2001-2002	2
2002-2003	7
2003-2004	7
2004-2005	4
2005-2006	4
2006-2007	6
2007-2008	15
2008-2009	12
2009-2010	8
2010-2011	8
2011-2012	5
2012-2013	6

Road Winning Streaks

1967-68	2
1968-69	2
1969-70	2
1970-71	2
1971-72	4
1972-73	2
1973-74	4
1974-75	3
1975-76	2
1976-77	4
1977-78	1
1978-79	2
1979-80	3
1980-81	3
1981-82	5
1982-83	1
1983-84	1
1984-85	5
1985-86	3
1986-87	4
1987-88	3
1988-89	3
1989-90	3
1990-91	5
1991-92	4
1992-93	6
1993-94	9
1994-95	6
1995-96	5
1996-97	8
1997-98	3
1998-99	5
1999-2000	4
2000-2001	3
2001-2002	1
2002-2003	2
2003-2004	3
2004-2005	4
2005-2006	4
2006-2007	5
2007-2008	12
2008-2009	4
2009-2010	3
2010-2011	6
2011-2012	4
2012-2013	3

Overall Losing Streaks

1967-68	17
1968-69	6
1969-70	9
1970-71	10
1971-72	8
1972-73	10
1973-74	8
1974-75	6
1975-76	5
1976-77	4
1977-78	13
1978-79	4
1979-80	6
1980-81	5
1981-82	6
1982-83	10
1983-84	6
1984-85	4
1985-86	3
1986-87	4
1987-88	4
1988-89	7
1989-90	4
1990-91	4
1991-92	6
1992-93	7
1993-94	4
1994-95	5
1995-96	7
1996-97	6
1997-98	6
1998-99	3
1999-2000	8
2000-2001	6
2001-2002	15
2002-2003	4
2003-2004	5
2004-2005	5
2005-2006	7
2006-2007	3
2007-2008	6
2008-2009	3
2009-2010	4
2010-2011	5
2011-2012	6
2012-2013	7

Home Losing Streaks

1967-68	10
1968-69	4
1969-70	4
1970-71	3
1971-72	4
1972-73	5
1973-74	7
1974-75	4
1975-76	3
1976-77	2
1977-78	8
1978-79	2
1979-80	3
1980-81	3
1981-82	3
1982-83	11
1983-84	3
1984-85	3
1985-86	1
1986-87	4
1987-88	2
1988-89	2
1989-90	2
1990-91	2
1991-92	4
1992-93	3
1993-94	1
1994-95	5
1995-96	6
1996-97	3
1997-98	4
1998-99	2
1999-2000	6
2000-2001	5
2001-2002	7
2002-2003	3
2003-2004	2
2004-2005	5
2005-2006	7
2006-2007	3
2007-2008	3
2008-2009	2
2009-2010	4
2010-2011	4
2011-2012	4
2012-2013	2

Road Losing Streaks

1967-68	16
1968-69	7
1969-70	13
1970-71	7
1971-72	6
1972-73	10
1973-74	8
1974-75	7
1975-76	5
1976-77	6
1977-78	11
1978-79	5
1979-80	7
1980-81	5
1981-82	6
1982-83	14
1983-84	9
1984-85	5
1985-86	6
1986-87	5
1987-88	6
1988-89	9
1989-90	3
1990-91	5
1991-92	9
1992-93	7
1993-94	3
1994-95	4
1995-96	4
1996-97	8
1997-98	5
1998-99	3
1999-2000	9
2000-2001	4
2001-2002	8
2002-2003	4
2003-2004	3
2004-2005	5
2005-2006	4
2006-2007	2
2007-2008	3
2008-2009	5
2009-2010	5
2010-2011	4
2011-2012	5
2012-2013	7

Regular Season Record vs. Opponents

Team	Total	Home	Road	Neut.
Atlanta	73-69	53-19	20-50	0-0
St. Louis	*1-7*	*1-3*	*0-4*	*0-0*
Atlanta	*72-62*	*52-16*	*20-46*	*0-0*
Boston	44-87	27-37	16-43	1-7
Brooklyn	55-27	30-10	25-17	0-0
New Jersey	*53-27*	*29-10*	*24-17*	*0-0*
Brooklyn	*2-0*	*1-0*	*1-0*	*0-0*
Charlotte	13-5	8-1	5-4	0-0
Chicago	62-64	39-20	22-40	1-4
Cleveland	77-42	47-12	30-29	0-1
Dallas	79-76	44-33	34-43	1-0
Denver	84-81	51-32	33-49	0-0
Detroit	62-66	45-17	16-45	1-4
Golden State	116-80	61-36	52-41	3-3
San Francisco	*12-15*	*6-8*	*4-6*	*2-1*
Golden State	*104-65*	*55-28*	*48-35*	*1-2*
Indiana	48-33	28-13	20-20	0-0
L.A. Clippers	112-65	63-22	45-42	4-1
Buffalo	*22-15*	*10-5*	*8-9*	*4-1*
San Diego	*13-12*	*7-5*	*6-7*	*0-0*
Los Angeles	*77-38*	*46-12*	*31-26*	*0-0*
L.A. Lakers	66-132	39-57	26-74	1-1
Memphis	47-25	30-6	17-19	0-0
Vancouver	*20-4*	*11-1*	*9-3*	*0-0*
Memphis	*27-21*	*19-5*	*8-16*	*0-0*
Miami	25-27	14-11	11-16	0-0
Milwaukee	50-65	34-23	15-39	1-3

Team	Total	Home	Road	Neut.
Minnesota	59-38	32-15	27-23	0-0
New Orleans	41-27	23-11	18-16	0-0
Charlotte	*21-8*	*11-3*	*10-5*	*0-0*
New Orleans	*18-13*	*11-5*	*7-8*	*0-0*
N.O./Okla. City	*2-6*	*1-3*	*1-3*	*0-0*
New York	62-69	38-27	23-41	1-1
Oklahoma City	97-101	60-37	33-60	4-4
Seattle	*87-93*	*54-34*	*29-55*	*4-4*
Oklahoma City	*10-8*	*6-3*	*4-5*	*0-0*
Orlando	24-25	14-10	10-15	0-0
Philadelphia	64-67	39-25	22-39	3-3
Phoenix	88-104	57-39	30-65	1-0
Portland	97-78	55-31	40-47	2-0
Sacramento	115-85	71-29	43-54	1-2
Cincinnati	*13-14*	*8-5*	*4-7*	*1-2*
Kansas City	*28-32*	*19-11*	*9-21*	*0-0*
Sacramento	*74-39*	*44-13*	*30-26*	*0-0*
San Antonio	76-97	50-37	26-60	0-0
Toronto	20-15	15-3	5-12	0-0
Utah	82-97	54-36	28-60	0-1
New Orleans	*14-12*	*7-6*	*7-6*	*0-0*
Utah	*68-85*	*47-30*	*21-54*	*0-1*
Washington	63-76	39-28	22-44	2-4
Baltimore	*6-30*	*2-13*	*2-13*	*2-4*
Capital	*3-4*	*3-1*	*0-3*	*0-0*
Washington	*32-34*	*21-12*	*11-22*	*0-0*
Wizards	*22-8*	*13-2*	*9-6*	*0-0*
Totals	**1901-1823**	**1160-677**	**714-1107**	**27-39**

Rockets All-Time Overtime Record

Year	Total	Home	Road
1967-68	1-1	1-1	0-0
1968-69	1-3	1-1	0-2
1969-70	2-2	1-1	1-1
1970-71	1-1	1-0	0-1
1971-72	1-1	0-1	1-0
1972-73	0-0	0-0	0-0
1973-74	1-6	1-1	0-5
1974-75	1-3	0-3	1-0
1975-76	0-3	0-2	0-1
1976-77	4-0	4-0	0-0
1977-78	2-0	2-0	0-0
1978-79	3-1	2-0	1-1
1979-80	5-3	3-1	2-2
1980-81	3-2	1-0	2-2
1981-82	2-1	1-0	1-1
1982-83	1-1	1-1	0-0
1983-84	1-2	0-2	1-0
1984-85	2-1	1-0	1-1
1985-86	1-1	0-0	1-1
1986-87	1-2	0-2	1-0
1987-88	0-0	0-0	0-0
1988-89	3-3	1-1	2-2
1989-90	1-4	1-2	0-2
1990-91	3-3	2-2	1-1

Year	Total	Home	Road
1991-92	3-3	1-1	2-2
1992-93	1-3	1-0	0-3
1993-94	2-1	1-0	1-1
1994-95	0-1	0-1	0-0
1995-96	1-3	1-2	0-1
1996-97	4-2	2-2	2-0
1997-98	1-4	0-2	1-2
1998-99	2-1	1-0	1-1
1999-2000	2-3	1-1	1-2
2000-2001	2-2	1-1	1-1
2001-2002	5-5	3-2	2-3
2002-2003	4-5	2-1	2-4
2003-2004	5-2	3-1	2-1
2004-2005	4-3	2-1	2-2
2005-2006	2-2	0-1	2-1
2006-2007	3-3	1-1	2-2
2007-2008	0-1	0-0	0-1
2008-2009	2-1	2-0	0-1
2009-2010	4-3	2-2	2-1
2010-2011	2-6	2-3	0-3
2011-2012	3-6	3-3	0-3
2012-2013	0-4	0-2	0-2
Totals	**92-108**	**53-48**	**39-60**

Multiple OT (2OT: 28, 3OT: 3): **15-16**

Opponents	W-L
Atlanta	4-1
Boston	3-4
Brooklyn	4-2
Charlotte	0-2
Chicago	2-3
Cleveland	2-1
Dallas	7-6
Denver	5-7
Detroit	1-4
Golden State	10-2
Indiana	1-3
L.A. Clippers	6-5
L.A. Lakers	8-11
Memphis	2-1
Miami	3-2
Milwaukee	2-2
Minnesota	3-4
New Orleans	2-3
New York	0-5
Oklahoma City	1-7
Orlando	1-0
Philadelphia	3-4
Phoenix	1-5
Portland	4-9
Sacramento	8-2
San Antonio	4-6
Toronto	1-1
Utah	4-4
Washington	0-2

High Scorers vs. Opponents

	Rockets High Scorer	Opponents High Scorer
Atlanta	**45, James Harden (Nov. 2, 2012)**	49, Dominique Wilkins (Dec. 12, 1985)
Boston	51, Hakeem Olajuwon (Jan. 18, 1996)	48, Larry Bird (Mar. 17, 1985)
Brooklyn	57, Calvin Murphy (Mar. 18, 1978)	44, Drazen Petrovic (Jan. 24, 1993)
Charlotte	34, Yao Ming (Nov. 11, 2007)	43, Stephen Jackson (Jan. 12, 2010)
Chicago	45, Moses Malone (Nov. 13, 1979)	45, Michael Jordan (Jan. 18, 1998)
Cleveland	51, Vernon Maxwell (Jan. 26, 1991)	46, Mike Mitchell (Feb. 8, 1980)
Dallas	48, Tracy McGrady (Dec. 2, 2004)	53, Dirk Nowitzki (Dec. 2, 2004)
Denver	52, Hakeem Olajuwon (Apr. 19, 1990)	54, Alex English (Nov. 19, 1985)
Detroit	54, Elvin Hayes (Nov. 13, 1968)	46, Jerry Stackhouse (Jan. 4, 2001)
Golden State	51, Moses Malone (Mar. 11, 1981)	51, Phil Smith (Dec. 11, 1976) 51, Rick Barry (Jan. 17, 1973)
Indiana	44, Moses Malone (Oct. 17, 1979)	42, Butch Carter (Nov. 1, 1983)
L.A. Clippers	53, Moses Malone (Feb. 2, 1982)	51, Bob McAdoo (Mar. 18, 1975)
L.A. Lakers	44, Steve Francis (Jan. 7, 2003)	53, Kobe Bryant (Dec. 15, 2006) 53, Kobe Bryant (Mar. 30, 2007)
Memphis	42, Hakeem Olajuwon (Mar. 10, 1996)	38, Jason Williams (Nov. 30, 2001)
Miami	43, Hakeem Olajuwon (Apr. 8, 1989)	45, Dwyane Wade (Dec. 29, 2010)
Milwaukee	42, Tracy McGrady (Dec. 31, 2004)	48, Kareem Abdul-Jabbar (Jan. 25, 1973)
Minnesota	46, Hakeem Olajuwon (Mar. 23, 1996)	40, Stephon Marbury (Feb. 17, 1999)
New Orleans	41, Clyde Drexler (Dec. 2, 1995) 41, Tracy McGrady (Mar. 8, 2008)	44, David West (Dec. 29, 2009)
New York	42, Hakeem Olajuwon (Jan. 16, 1993)	43, Walt Frazier (Oct. 30, 1969)
Oklahoma City	50, Elvin Hayes (Nov. 20, 1970)	46, Tom Chambers (Jan. 6, 1988)
Orlando	37, Yao Ming (Jan. 25, 2004) 37, Yao Ming (Mar. 11, 2007)	39, Tracy McGrady (Feb. 16, 2002)
Philadelphia	42, Hakeem Olajuwon (Feb. 29, 1996)	58, Allen Iverson (Jan. 15, 2002)
Phoenix	45, Moses Malone (Feb. 5, 1982)	47, Gail Goodrich (Mar. 9, 1969)
Portland	49, Moses Malone (Mar. 13, 1982)	51, Geoff Petrie (Jan. 20, 1973) 51, Geoff Petrie (Mar. 16, 1973)
Sacramento	48, Elvin Hayes (Nov. 25, 1970)	51, Nate Archibald (Nov. 27, 1972)
San Antonio	47, Hakeem Olajuwon (Jan. 13, 1995)	46, George Gervin (Mar. 30, 1979)
Toronto	40, Yao Ming (Dec. 20, 2004)	43, Vince Carter (Mar. 5, 2002)
Utah	47, Tracy McGrady (Nov. 1, 2007)	46, Adrian Dantley (Jan. 4, 1984)
Washington	46, Calvin Murphy (Mar. 10, 1978)	44, Gus Johnson (Feb. 11, 1968) 44, Gilbert Arenas (Jan. 3, 2006)

Season Records

Best Seasons: 58-24 (1993-94); 57-25 (1996-97); 55-27 (1992-93); 55-27 (2007-2008)
Most Consecutive Home Wins: 20 (Oct. 29, 1985 - Jan. 14, 1986)
Most Consecutive Road Wins: 12 (Jan. 4 - Mar. 12, 2008)
Most Playoff Games Season: 23 (1994, won 15)

Worst Season: 14-68 (1982-83)
Most Consecutive Losses: 17 (Jan. 18 - Feb. 19, 1968; San Diego)
Most Consecutive Home Losses: 11 (Mar. 1 - Apr. 16, 1983)
Most Consecutive Road Losses: 16 (Jan. 18 - Mar. 19, 1968; San Diego)

Best Home Record Season: 36-5 (1985-86)
Best Road Record Season: 27-14 (1996-97)
Best Months: 14-0 (November 1993), 13-0 (February 2008), 15-1 (November 1996)
Worst Home Record Season: 8-33 (1967-68)
Worst Road Record Season: 5-36 (1982-83)
Worst Months: 0-11 (March 1968), 1-17 (February 1968)

Overtime Games

Most Overtime Games Season: 10 (2001-2002)
Fewest Overtime Games Season: 0 (1972-73; 1987-88)
Most Overtime Wins Season: 5 (1979-80; 2001-2002; 2003-2004)
Most Overtime Losses Season: 6 (1973-74; 2010-2011; 2011-2012)
Most Consecutive Overtime Games (equaled NBA record): 3 (Nov. 17-20-24, 1976); (Nov. 26-29-Dec. 1, 1999)

Attendance

Largest Regular Season Home Attendance: 718,524 (2007-2008)
Most Regular Season Home Sellouts: 41 (1987-88; 1995-96; 1996-97; 1997-98)
Highest Regular Season Home Attendance Average: 17,525 (2007-2008)
Largest Single-Game Home Attendance: 18,583 (Mar. 27, 2010 vs. L.A. Lakers at Toyota Center)
Largest Home Attendance (including Playoffs): 828,744 (1985-86)
Most Consecutive Sellouts (including Playoffs): 176 (Apr. 23, 1995 - May 15, 1999)
Most Consecutive Regular Season Sellouts: 149 (Apr. 23, 1995 - May 4, 1999)

Best Comebacks

Rockets/Game
23 (1:01 second quarter, 33-56) vs. Portland, Jan. 22, 1977 (Won 110-107)
23 (5:08 second quarter, 26-49) at Atlanta, Mar. 8, 2001 (Won 104-98)
22 (2:45 second quarter, 12-34) at Dallas, Apr. 16, 1989 (down 18 with 1:54 in 3rd; Won 114-112 OT)
21 (11:46 second quarter, 27-48) vs. San Antonio, Mar. 8, 1986 (Won 126-117)
20 (33.4 seconds, second quarter, 51-71) vs. Golden State, Feb. 26, 1992 (Won 118-116)
20 (1:33 second quarter, 28-48) vs. San Antonio, Mar. 17, 2001 (Won 103-99)
20 (2:42 first quarter, 9-29) vs. Boston, Feb. 23, 2002 (Won 99-89)
20 (2:23 second quarter, 27-47) vs. Dallas, Apr. 11, 2002 (Won 98-95 OT)
20 (11:41 third quarter, 39-59) vs. Minnesota, Mar. 15, 2013 (Won 108-100)

Rockets/Fourth Quarter
16 (11:24 left, 79-95) at Sacramento, Nov. 12, 1987 (Won 116-114)
15 (8:31 left, 73-88) at Phoenix, Nov. 4, 2001 (Won 103-100)
15 (8:25 left, 61-76) at Denver, Apr. 17, 2006 (Won 86-83)
14 (10:44 left, 52-66) at Atlanta, Feb. 7, 2004 (Won 86-77)
14 (7:13 left, 93-107) vs. Oklahoma City, Feb. 20, 2013 (Won 122-119)

Opponents/Game
26 (7:45 second quarter, 46-20) at Portland, Feb. 15, 1997 (Lost 109-105)
24 (6:02 third quarter, 79-55) vs. Minnesota, Feb. 17, 1992 (Lost 124-122 OT)
23 (10:56 second quarter, 36-13) at San Antonio, Apr. 18, 1999 (Lost 86-83)
21 (4:14 third quarter, 78-57) vs. Phoenix, Dec. 16, 1986 (Lost 106-102)
21 (11:20 second quarter, 36-15) vs. Phoenix, Mar. 15, 2004 (Lost 99-97 OT)
21 (1:19 second quarter, 51-30) at L.A. Lakers, Dec. 15, 2006 (Lost 112-101 2OT)

Opponents/Fourth Quarter
17 (5:51 left, 99-82) at Chicago, Feb. 28, 2009 (Lost 105-102)
16 (11:37 left, 87-71) vs. Phoenix, Dec. 16, 1986 (Lost 106-102)
15 (5:37 left, 93-78) at Minnesota, Mar. 28, 1993 (Lost 101-100)
15 (8:07 left, 78-63) at Utah, Apr. 1, 1999 (Lost 88-87)
14 (11:48 left, 82-68) at San Antonio, Dec. 2, 1987 (Lost 97-93)
14 (11:38 left, 76-62) vs. Dallas, Nov. 21, 2007 (Lost 100-94)
14 (7:37 left, 70-56) at San Antonio, Nov. 14, 2008 (Lost 77-75)



The Rockets franchise entered the NBA as the San Diego Rockets prior to the 1967-68 season, along with the Seattle SuperSonics, as the league expanded to 12 teams. The Rockets received their team name because it kept with San Diego's then-theme of a "city in motion," while reflecting the growth of space-age industries in San Diego. The 1967-68 Rockets compiled a league-worst 15-67 record, but were able to select University of Houston's Elvin Hayes with the first overall pick in the 1968 NBA Draft. As a rookie, Hayes scored an NBA-leading 28.4 points per game, helping the team to a 37-45 record and a playoff berth. The Rockets drafted Rudy Tomjanovich and Calvin Murphy in the 1970 NBA Draft, but were unable to produce a winning record in any of their four seasons in San Diego.



In June 1971, a group named Texas Sports Investments bought the Rockets franchise for $5.6 million and moved the team to Houston. During their first year in Texas, the Rockets played home games in Houston, San Antonio and Waco. In 1972, Hayes was traded to Baltimore. The 1974-75 Rockets produced the franchise's first season at .500 or better and first playoff series win. The franchise further improved two seasons later with the additions of John Lucas, the top pick in the 1976 NBA Draft, and Moses Malone, who had starred in the ABA the previous two years. The 1976-77 Rockets registered a 49-33 record and won their first division title, as 1977 NBA Coach of the Year Tom Nissalke guided them to the Conference Finals. Houston's record slipped the following season, as the team played most of the year without an injured Tomjanovich. He returned the following season to join Malone and Murphy in the 1979 NBA All-Star Game. That season, Malone averaged 24.8 points and an NBA-leading 17.6 rebounds to give the Rockets their first-ever NBA MVP. After the 1978-79 Rockets were eliminated in the first round of the playoffs, Del Harris was hired as head coach. In Harris's first season, the Rockets advanced to the Conference Semifinals.

The 1980-81 Rockets qualified for the playoffs in the season's final weekend with a 40-42 record. Malone averaged 27.8 points and an NBA-best 14.8 rebounds, while Murphy set NBA records with 78 consecutive free throws made and a single-season free-throw percentage of .958. Despite their sub-.500 record, the Rockets advanced to their first-ever NBA Finals, losing to Boston but becoming the first team from Houston to play for a championship in basketball, football or baseball. The following season, Hayes returned to replace a retired Tomjanovich, but the Rockets were unable to recapture the postseason magic. Despite Malone winning his second NBA MVP award with averages of 31.1 points and 14.7 rebounds, the 1981-82 Rockets lost in the first round of the playoffs. Malone was then traded to Philadelphia and the 1982-83 Rockets logged a franchise-worst 14-68 record. The Rockets replaced Del Harris with Bill Fitch as head coach at the season's end.

Houston used back-to-back poor seasons to obtain the first overall selection in both the 1983 and 1984 NBA Drafts. The Rockets picked 7-foot-4 Ralph Sampson in 1983 and 7-foot Hakeem Olajuwon from the University of Houston the following year to assemble the tallest frontcourt the league had ever known. Sampson won the NBA Rookie of the Year award in his first season, while Olajuwon finished second in balloting to Michael Jordan a year later. The 1984-85 Rockets compiled a 48-34 record during Sampson's and Olajuwon's first season together, but were eliminated in the first round of the playoffs. The following year, the Rockets rolled to a 51-31 record, won the Midwest Division, and upset the defending NBA Champion L.A. Lakers to advance to the NBA Finals, where the team fell to Boston for the second time in six years.

The 1986-87 Rockets advanced to the Conference Semifinals, as Olajuwon earned his first of three straight All-NBA First-Team selections and Sampson struggled with injuries. The next year Houston traded Sampson and Steve Harris to Golden State for Joe Barry Carroll and Eric "Sleepy" Floyd, marking the first time that two first overall selections had been traded for one another. After the 1987-88 Rockets lost in the first round of the playoffs, Don Chaney replaced Fitch as head coach. During the 1988-89 season, Olajuwon became the first player to collect 200 steals and 200 blocks in the same season. Despite the addition of Otis Thorpe, the 1988-89 Rockets lost in the first round of the playoffs. The following season, a trade for Vernon Maxwell could not prevent another first-round exit. With the addition of Kenny Smith, the 1990-91 Rockets overcame losing Olajuwon to injury for 26 games to finish with a 52-30 record and earn Don Chaney NBA Coach of the Year honors. A first-round exit followed by a 26-26 start to the 1991-92 season cost Chaney his job. Tomjanovich was promoted from assistant coach to interim head coach during the season before being named permanent head coach at the season's end. That offseason, the Rockets added Robert Horry via the 1992 NBA Draft.

Beginning with the 1992-93 season, Olajuwon's All-Star play elevated to an even higher level for a four-year stretch. In 1993, he won the first of consecutive

Defensive Player of the Year awards, finished second in MVP voting, and earned the first of consecutive selections to the All-NBA First Team. The 1992-93 Rockets set a franchise record with an NBA season-best 15 consecutive wins and won the Midwest Division with a 55-27 record before losing in the Conference Semifinals.

On July 30, 1993, Leslie Alexander purchased the Rockets. The 1993-94 Rockets opened the year by tying an NBA record with a perfect 15-0 start. Houston went on to set the franchise record for wins with a 58-24 record, claiming the Midwest Division title. Olajuwon averaged 27.3 points, 11.9 rebounds and 3.71 blocked shots to win both the NBA MVP award and the NBA Defensive Player of the Year award. In the Conference Semifinals, two home losses to Phoenix prompted a Houston newspaper to post the headline ñChoke City,ò but the Rockets responded to win the seven-game series and earn the moniker ñClutch City.ò Houston then defeated Utah in the Conference Finals to advance to the 1994 NBA Finals against the New York Knicks. No team reached 100 points in any game in the Finals and every contest was decided by less than 10 points. The Rockets won the seven-game series to secure the first-ever professional championship for a sports team from Houston. Olajuwon earned the Finals MVP award, becoming the first player to ever win this honor along with both the regular season MVP award and the Defensive Player of the Year award in the same season.

With another NBA Championship in 1995, the Rockets became the fifth franchise in league history to boast back-to-back titles. The Rockets played the role of underdog in their bid to repeat as champions, entering the postseason as the sixth seed in the conference with a 47-35 record. The Rockets midseason trade of Thorpe reunited Houston native Clyde Drexler with Olajuwon, his former teammate at the University of Houston. The Rockets became the lowest seed ever to win a title and the first team to ever eliminate four teams that had each won 50 or more regular-season games, knocking off Utah, Phoenix, San Antonio and Orlando. The Rockets swept Orlando in the 1995 NBA Finals, as Olajuwon repeated as the NBA Finals MVP.

During the 1995-96 season, Olajuwon became the NBAôs all-time blocked shots leader and Tomjanovich became the franchiseôs all-time winningest coach. In the playoffs, the Rockets were unable to repeat as champions, falling in the Conference Semifinals. Prior to the 1996-97 season, the Rockets acquired Charles Barkley, whose addition propelled Houston to a 57-25 record and the Conference Finals. The 1997-98 Rockets hoped to make one last championship run in Drexlerôs final season, but Barkley tore a tricep muscle and Houston bowed out in the first round. The next year, the Rockets added Scottie Pippen to fill out the frontcourt of Olajuwon and Barkley. The Rockets notched their 15th consecutive winning season, but lost in the first round of the playoffs. Pippen was then traded to Portland in the offseason.

In the 1999-2000 season, Barkley played his final season and Steve Francis earned NBA Co-Rookie of the Year honors. The following season marked Houstonôs last year with Olajuwon, who requested a trade at the seasonôs end. One year later, the Rockets found a new center with the first overall pick in the 2002 NBA Draft. Houston selected Chinaôs Yao Ming, who became the first-ever, number-one pick to come from an international basketball league. Following the 2002-03 season, Tomjanovich stepped down as head coach with a franchise-record 503 victories in 900 games.

On June 11, 2003, Jeff Van Gundy became the 10th head coach in Rockets history. In Van Gundyôs first season, the Rockets moved into their new home Toyota Center, set several defensive records and returned to the playoffs for the first time in five years. On June 29, 2004, Houston acquired Tracy McGrady, trading its backcourt of Francis and Cuttino Mobley in a seven-player deal for the 25-year-old two-time NBA scoring champion. In his inaugural season in Houston, McGrady became the first player in Rockets history to reach 2,000 points, 400 rebounds and 400 assists in a single season. McGrady also became the first-ever Houston player to earn Player-of-the-Week recognition four times in the same campaign. Overall in 2004-05, the tandem of McGrady and Yao helped lead the Rockets to a 51-31 mark and a first-round playoff series with Dallas, where the Mavericks prevailed in a decisive Game Seven at AmericanAirlines Center.

The 2005-06 campaign was highlighted with Houston hosting the 2006 NBA All-Star Game, which marked the second time the contest was played in ñSpace City.ò Houston first held the midseason classic in 1989 before a then-record crowd of 44,735 at the Astrodome. McGrady scored a game-high 36 points for the West, while Yao led all players in votes received for a second straight season. The Rockets finished 2005-06 with a 34-48 mark, as McGrady and Yao played in just 31 games together due to injuries suffered by both players.

On April 3, 2006, Alexander named Daryl Morey as the teamõs Assistant General Manager. The Rockets also acquired Shane Battier from the Memphis Grizzlies in exchange for Stromile Swift and the draft rights to Connecticut forward Rudy Gay on July 12, 2006. With the addition of Battier along with strong play from Yao and McGrady, the 2006-07 Rockets blasted off to one of their best starts in recent years. Yao was named Western Conference Player of the Month for games played through Nov., becoming the first Rockets player to receive this recognition since Olajuwon. When Yao suffered a small fracture on his right anterior medial tibial plateau vs. the L.A. Clippers on Dec. 23, McGrady put the team on his back and helped lead the Rockets to a 20-12 record over the 32 games Yao was out with the injury. Also playing a huge role was reserve center Dikembe Mutombo, who moved past Kareem Abdul-Jabbar into second on the NBAõs all-time blocked shots list. Houston finished the season with a 52-30 mark, but lost a heartbreaking Game Seven to the Utah Jazz in the opening round of the 2007 NBA Playoffs.

On May 10, 2007, Alexander announced that Morey officially assumed his role as General Manager of the franchise. Morey took over the position from retiring Carroll Dawson, who was honored by Alexander with ñCarroll Dawson Tribute Nightò on April 16, 2007, where a banner bearing his name was hung from the rafters of Toyota Center in tribute to Dawsonõs 27 seasons with the Rockets organization. The offseason changes did not stop there, as the team and Van Gundy decided to part ways. Alexander then hired Rick Adelman as head coach and commissioned Morey to build a roster to fit his system. In the 2007 NBA Draft, Morey selected Aaron Brooks in the first round and traded for the draft rights to Carl Landry. The team also acquired from San Antonio the draft rights to Argentine forward Luis Scola on July 12, 2007.

In his first season, Adelman led the 2007-08 Rockets to a 55-27 mark. Houston actually captured 22 victories in a row (1/29/08-3/16/08), which stands as the third-longest winning streak in NBA history. The team went 13-0 in Feb. 2008, while recording 12 consecutive wins away from Toyota Center (1/4/08-3/12/08) to mark the longest road winning streak in club annals. The accomplishments were even more noteworthy since Yao was lost for the remainder of the season after undergoing surgery to repair a stress fracture in his left foot on March 3, 2008. Another highlight during this record-setting season was Alexander honoring Olajuwon for his many contributions to the Rockets organization with the unveiling of a commissioned bronze sculpture in front of Toyota Center during a special ceremony on April 11, 2008. Despite a growing number of injuries, Houston battled to the end, but dropped their opening-round series with Utah in the 2008 NBA Playoffs.

The Rockets began the 2008-09 campaign by trading for Ron Artest and completed their run by taking the eventual NBA Champion L.A. Lakers to a Game Seven of the 2009 Western Conference Semifinals. Led by the scoring of Brooks, Houston went the full seven games with the Lakers despite playing without McGrady (microfracture surgery on left knee) and losing the services of Yao (broken bone in left foot) for the final four contests of the series. The Rockets advanced to face the Lakers by defeating Portland in the opening round, which marked the clubõs first series win in the playoffs since 1997. The memorable postseason came after a 53-29 regular season, which gave Houston its third consecutive 50-win campaign for the first time in franchise history.

Despite playing the entire 2009-10 campaign without Yao (foot surgery), Houston registered a 42-40 mark to become the only team in the past 20 NBA seasons to finish above .500 without an All-Star. It marked just the 26th time in NBA history for a team to finish a season with a winning record and not make the playoffs. Brooks became the sixth player in league annals to make at least 200 3-pointers (209) and dish out 400 or more assists (434) in the same season en route to capturing the NBAõs 2009-10 Most Improved Player award. The Rockets were also involved in a three-team, nine-player trade that brought Kevin Martin to Houston from Sacramento on Feb. 18, 2010, while sending McGrady to the New York Knicks and Landry to the Kings.

The Rockets secured a 43-39 mark in 2010-11, joining the 1970-71 and 1971-72 Phoenix Suns as the only two teams to miss the playoffs in two straight seasons despite finishing with a winning record in both campaigns. Houstonõs 2010-11 season also marked one of change, which began with Yao enduring yet another season-ending surgery. The Rockets transition continued at the trade deadline with Battier rejoining the Grizzlies and the acquisition of Goran Dragic from the Suns in exchange for Brooks. Following the season, the Rockets and Adelman mutually agreed to part ways.

Houston would name Hall-of-Famer Kevin McHale as the 12th head coach in team history on June 1, 2011. Yao, who established himself as one of the top centers in the NBA and a global phenomenon, also announced his retirement from the NBA in his hometown of Shanghai, China on July 20, 2011. In his first campaign with Houston, McHale guided the 2011-12 Rockets to a 34-32 record. Second-round draft pick Chandler Parsons moved into a starting role and captured 2011-12 NBA All-Rookie Second Team accolades.

In 2012-13, the Rockets began the start of a new era with the signing of restricted free agents Jeremy Lin and Omir Asik, while seeing the departures of Scola and Dragic. On Oct. 27, 2012, Houston made a blockbuster deal to acquire James Harden from Oklahoma City and sent Martin to the Thunder. Led by this new core of players, the Rockets went 45-37 and made a return trip to the postseason. Harden recorded one of the most dynamic offensive campaigns in Rockets history by setting the team single-season record for free throws made (674) and becoming just the fifth player in club annals to reach 2,000 points in one campaign (2,023). The NBA All-Star Game returned to Houston in 2013, where Harden was selected to his first game. Harden also went on to collect 2012-13 All-NBA Third Team. In addition, Asik led the NBA in total rebounds (956).

After reaching the 2013 NBA Playoffs with the youngest team in the NBA, Alexander and his Rockets made yet another bold move to become one of the most promising young contenders in the league. Houston highlighted the 2013 NBA free agency period with the signing of three-time NBA Defensive Player of the Year Dwight Howard.

January 29-March 16, 2008

PLAYER	G-GS	MIN	FIELD GOALS FG-FGA	PCT	3-POINT FG FG-FGA	PCT	FT-FTA	PCT	REBOUNDS OFF	DEF	TOT	AST	PF-DQ	STL	TO	BLK	PTS	AVG
McGrady	21-21	808	178-407	.437	34-107	.318	74-106	.698	16	95	111	130	25-0	23	52	10	464	22.1
Yao	12-12	445	93-176	.528	0-0	—	72-86	.837	35	98	133	24	32-0	4	36	14	258	21.5
Alston	22-22	792	133-313	.425	57-144	.396	23-33	.697	10	84	94	145	44-0	33	44	9	346	15.7
Scola	22-22	581	107-195	.549	0-1	.000	42-63	.667	46	105	151	32	62-0	17	36	7	256	11.6
Battier	22-22	842	81-181	.448	45-113	.398	22-30	.733	34	88	122	54	43-0	13	17	28	229	10.4
Landry	17-0	329	66-108	.611	0-1	.000	36-55	.655	40	48	88	9	40-0	11	10	3	168	9.9
Head	16-1	288	48-102	.471	24-59	.407	18-24	.750	3	28	31	38	20-0	12	10	1	138	8.6
Wells	9-0	177	22-44	.500	1-3	.333	20-32	.625	7	41	48	21	19-0	8	10	4	65	7.2
Jackson	11-0	181	28-71	.394	8-29	.276	6-8	.750	4	27	31	26	17-0	4	14	2	70	6.4
Harris	4-0	53	10-24	.417	0-0	—	4-7	.571	10	11	21	1	4-0	2	2	0	24	6.0
Green	1-0	4	3-3	1.000	0-0	—	0-0	—	2	0	2	0	2-0	0	0	0	6	6.0
Novak	18-0	115	22-48	.458	12-31	.387	1-2	.500	2	13	15	3	9-0	1	1	2	57	3.2
Hayes	19-0	290	25-38	.658	0-0	—	4-4	1.000	19	70	89	22	47-1	13	15	8	54	2.8
Brooks	18-0	147	16-57	.281	7-28	.250	5-8	.625	5	13	18	21	19-0	2	10	1	44	2.4
Mutombo	11-10	195	10-21	.476	0-0	—	5-8	.625	18	48	66	0	15-0	2	3	23	25	2.3
Williams	1-0	6	1-3	.333	0-0	—	1-4	.250	1	0	1	0	3-0	0	1	0	3	3.0
James	4-0	19	2-7	.286	0-2	.000	0-0	—	1	3	4	1	3-0	0	2	0	4	1.0
Jones	4-0	9	2-4	.500	0-0	—	0-0	—	0	1	1	0	3-0	1	1	0	4	1.0
ROCKETS	22	5280	847-1802	.470	188-518	.363	333-470	.709	253	773	1026	527	407-1	146	282	112	2215	100.7
OPPONENTS	22	5280	739-1805	.409	133-353	.377	332-485	.685	242	643	885	408	412-1	165	266	97	1943	88.3

Date		Opponent	Result	Leading Scorer
Jan.	**29**	**Golden State**	**W, 111-107**	**Yao-36**
Feb.	1	at Indiana	W, 106-103	Landry-22
	2	at Milwaukee	W, 91-83	McGrady-33
	4	at Minnesota	W, 92-86	McGrady-26
	7	**Cleveland**	**W, 92-77**	**Yao-22**
	9	**Atlanta**	**W, 108-89**	**Yao-28**
	11	**Portland**	**W, 95-83**	**Yao-25**
	13	**Sacramento**	**W, 89-87**	**Yao-25**
	19	at Cleveland	W, 93-85	Alston-22
	21	**Miami**	**W, 112-100**	**McGrady-23**
	22	at New Orleans	W, 100-80	McGrady-34

Date		Opponent	Result	Leading Scorer
Feb.	**24**	**Chicago**	**W, 110-97**	**McGrady-24**
	26	**Washington**	**W, 94-69**	**Head-18**
	29	**Memphis**	**W, 116-95**	**McGrady-25**
Mar.	**2**	**Denver**	**W, 103-89**	**McGrady-22**
	5	**Indiana**	**W, 117-99**	**McGrady-25**
	6	at Dallas	W, 113-98	McGrady-31
	8	**New Orleans**	**W, 106-96**	**McGrady-41**
	10	**New Jersey**	**W, 91-73**	**McGrady-19**
	12	at Atlanta	W, 83-75	McGrady-28
	14	**Charlotte**	**W, 89-80**	**McGrady-30**
	16	**L.A. Lakers**	**W, 104-92**	**Alston-31**

Rockets All-Time Record

(46 Seasons: 4 Seasons San Diego, 42 Seasons Houston)

San Diego (1967-71)

Years	Coach	W-L	Pct.	Finish	Home	Road	Neut.	Playoffs
1967-68	Jack McMahon	15-67	.183	6th Western	8-33	3-25	4-9	ð
1968-69	Jack McMahon	37-45	.451	4th Western	25-16	8-25	4-4	2-4
1969-70	Jack McMahon (9-17)							
	Alex Hannum (18-38)	27-55	.329	7th Western	21-17	4-33	2-5	ð
1970-71	Alex Hannum	40-42	.488	3rd Pacific	24-15	15-26	1-1	ð

Houston (1971-2013)

Years	Coach	W-L	Pct.	Finish	Home	Road	Neut.	Playoffs
1971-72	Tex Winter	34-48	.415	4th Pacific	15-20	14-23	5-5	ð
1972-73	Tex Winter (17-30)							
	John Egan (16-19)	33-49	.402	3rd Central	14-14	10-28	9-7	ð
1973-74	John Egan	32-50	.390	3rd Central	18-23	13-25	1-2	ð
1974-75	John Egan	41-41	.500	2nd Central	29-12	12-27	0-2	3-5
1975-76	John Egan	40-42	.488	3rd Central	28-13	12-29	0-0	ð
1976-77	Tom Nissalke	49-33	.598	1st Central	34-7	15-25	0-1	6-6
1977-78	Tom Nissalke	28-54	.341	6th Central	21-20	7-34	0-0	ð
1978-79	Tom Nissalke	47-35	.573	2nd Central	30-11	17-24	0-0	0-2
1979-80	Del Harris	41-41	.500	2nd Central	29-12	12-29	0-0	2-5
1980-81	Del Harris	40-42	.488	2nd Midwest	25-16	15-26	0-0	12-9
1981-82	Del Harris	46-36	.561	2nd Midwest	25-16	21-20	0-0	1-2
1982-83	Del Harris	14-68	.171	6th Midwest	9-32	5-36	0-0	ð
1983-84	Bill Fitch	29-53	.354	6th Midwest	21-20	8-32	0-1	ð
1984-85	Bill Fitch	48-34	.585	2nd Midwest	29-12	19-22	0-0	2-3
1985-86	Bill Fitch	51-31	.622	1st Midwest	36-5	15-26	0-0	13-7
1986-87	Bill Fitch	42-40	.512	3rd Midwest	25-16	17-24	0-0	5-5
1987-88	Bill Fitch	46-36	.561	4th Midwest	31-10	15-26	0-0	1-3
1988-89	Don Chaney	45-37	.549	2nd Midwest	31-10	14-27	0-0	1-3
1989-90	Don Chaney	41-41	.500	5th Midwest	31-10	10-31	0-0	1-3
1990-91	Don Chaney	52-30	.634	3rd Midwest	31-10	21-20	0-0	0-3
1991-92	Don Chaney (26-26)							
	Rudy Tomjanovich (16-14)	42-40	.512	3rd Midwest	28-13	14-27	0-0	ð
1992-93	Rudy Tomjanovich	55-27	.671	1st Midwest	31-9	24-16	0-2	6-6
1993-94	Rudy Tomjanovich	58-24	.707	1st Midwest	35-6	23-18	0-0	15-8
1994-95	Rudy Tomjanovich	47-35	.573	3rd Midwest	25-16	22-19	0-0	15-7
1995-96	Rudy Tomjanovich	48-34	.585	3rd Midwest	27-14	21-20	0-0	3-5
1996-97	Rudy Tomjanovich	57-25	.695	2nd Midwest	30-11	27-14	0-0	9-7
1997-98	Rudy Tomjanovich	41-41	.500	4th Midwest	24-17	16-24	1-0	2-3
1998-99	Rudy Tomjanovich	31-19	.620	3rd Midwest	19-6	12-13	0-0	1-3
1999-00	Rudy Tomjanovich	34-48	.415	6th Midwest	22-19	12-29	0-0	ð
2000-01	Rudy Tomjanovich	45-37	.549	5th Midwest	24-17	21-20	0-0	ð
2001-02	Rudy Tomjanovich	28-54	.341	5th Midwest	18-23	10-31	0-0	ð
2002-03	Rudy Tomjanovich	43-39	.524	5th Midwest	28-13	15-26	0-0	ð
2003-04	Jeff Van Gundy	45-37	.549	5th Midwest	27-14	18-23	0-0	1-4
2004-05	Jeff Van Gundy	51-31	.622	3rd Southwest	26-15	25-16	0-0	3-4
2005-06	Jeff Van Gundy	34-48	.415	5th Southwest	15-26	19-22	0-0	ð
2006-07	Jeff Van Gundy	52-30	.634	3rd Southwest	28-13	24-17	0-0	3-4
2007-08	Rick Adelman	55-27	.671	3rd Southwest	31-10	24-17	0-0	2-4
2008-09	Rick Adelman	53-29	.646	2nd Southwest	33-8	20-21	0-0	7-6
2009-10	Rick Adelman	42-40	.512	3rd Southwest	23-18	19-22	0-0	ð
2010-11	Rick Adelman	43-39	.524	5th Southwest	25-16	18-23	0-0	ð
2011-12	Kevin McHale	34-32	.515	4th Southwest	22-11	12-21	0-0	ð
2012-13	Kevin McHale	45-37	.549	3rd Southwest	29-12	16-25	0-0	2-4
Totals	**12 Coaches**	**1901-1823**	**.510**	**4 Div. Titles**	**1160-677**	**714-1107**	**27-39**	**118-125**
	3724 Games				**.631**	**.392**	**.409**	**.486**

Rockets Ownership

Owners	Principal Shareholders	Date Purchased
Breitbard Interests (San Diego, CA)	Robert Breitbard	January 11, 1967
Texas Sports Investments	Billy Goldberg, Wayne Duddlesten, Mickey Herskowitz	June 23, 1971
Texas Pro Sports, Inc.	Irvin Kaplan	December 1973
James Talcott, Inc.	NY Investment Company	February 1975
Basketball Venture	Kenneth Schnitzer	February 1976
Maloof Companies (Albuquerque, NM)	George Maloof	May 25, 1979
Thomas Enterprises	Charlie Thomas	June 15, 1982
Rocket Ball, Ltd.	Leslie L. Alexander	July 30, 1993

Rockets Home Attendance

(46 Seasons: 4 Seasons San Diego, 42 Seasons Houston)

San Diego (1967-71)

Years (Venue)	Games	Totals	Average	Playoffs	Largest Crowd	Overall Total	Average
1967-68 (SD Sports Arena)	41	188,865	4,067	ð	10,269	188,865	4,067
1968-69 (SD Sports Arena)	41	248,217	6,054	3-31,755	14,280	279,972	6,363
1969-70 (SD Sports Arena)	38	232,684	6,128	ð	13,643	232,684	6,128
1970-71 (SD Sports Arena)	39	264,206	6,774	ð	11,639	264,206	6,774
Totals	**159**	**933,972**	**5,874**	**3-31,755**	**14,280**	**965,727**	**5,961**

Houston (1971-2013)

Years (Venue)	Games	Totals	Average	Playoffs	Largest Crowd	Overall Total	Average
1971-72 (Hofheinz)	41	203,599	4,966	ð	10,218	203,599	4,966
1972-73 (Hofheinz)	41	189,773	4,629	ð	10,146	189,773	4,629
1973-74 (Hofheinz)	41	158,059	3,855	ð	8,253	158,059	3,855
1974-75 (Hofheinz)	41	187,457	4,572	4-40,872	10,518	228,329	5,074
1975-76 (The Summit)	41	261,418	6,376	ð	12,586	261,418	6,376
1976-77 (The Summit)	41	347,920	8,486	6-93,838	16,012	441,758	9,399
1977-78 (The Summit)	41	384,905	9,388	ð	15,556	384,905	9,388
1978-79 (The Summit)	41	434,400	10,595	1-14,405	15,676	448,805	10,686
1979-80 (The Summit)	41	413,572	10,087	4-57,479	15,676	471,051	10,468
1980-81 (The Summit)	41	385,354	9,399	9-145,089	16,121	530,443	10,609
1981-82 (The Summit)	41	480,128	11,710	1-16,121	16,121	496,249	11,815
1982-83 (The Summit)	41	307,131	7,491	ð	15,816	307,131	7,491
1983-84 (The Summit)	41	435,852	10,631	ð	16,016	435,852	10,631
1984-85 (The Summit)	41	569,018	13,878	3-43,340	16,016	612,358	13,917
1985-86 (The Summit)	41	604,644	14,747	10-158,677	16,016	763,321	14,967
1986-87 (The Summit)	41	660,175	16,102	5-81,395	16,279	741,570	16,121
1987-88 (The Summit)	41	681,051	16,611	2-33,222	16,611	714,273	16,611
1988-89 (The Summit)	41	680,728	16,603	2-33,222	16,611	713,950	16,604
1989-90 (The Summit)	41	649,697	15,846	2-33,222	16,611	682,919	15,882
1990-91 (The Summit)	41	613,230	14,957	1-16,611	16,611	629,841	15,882
1991-92 (The Summit)	41	592,790	14,458	ð	16,611	592,790	14,458
1992-93 (The Summit)	41	554,210	13,517	6-99,666	16,611	653,876	13,912
1993-94 (The Summit)	41	615,224	15,005	13-213,520	16,611	828,744	15,347
1994-95 (The Summit)	41	653,389	15,936	10-166,110	16,611	819,499	16,069
1995-96 (The Summit)	41	667,685	16,285	4-65,140	16,285	732,825	16,285
1996-97 (The Summit)	41	667,685	16,285	9-146,565	16,285	814,250	16,285
1997-98 (Compaq Center*)	41	667,685	16,285	2-32,570	16,285	700,255	16,285
1998-99 (Compaq Center*)	25	407,125	16,285	2-32,570	16,285	439,695	16,285
1999-00 (Compaq Center*)	41	624,594	15,234	ð	16,285	624,594	15,234
2000-01 (Compaq Center*)	41	518,555	12,648	ð	16,285	518,555	12,648
2001-02 (Compaq Center*)	41	481,227	11,737	ð	16,285	481,227	11,737
2002-03 (Compaq Center*)	41	565,166	13,785	ð	16,285	565,166	13,785
2003-04 (Toyota Center)	41	640,794	15,629	2-36,445	18,332	677,239	15,750
2004-05 (Toyota Center)	41	663,444	16,182	3-54,625	18,292	718,069	16,320
2005-06 (Toyota Center)	41	636,110	15,515	ð	18,291	636,110	15,515
2006-07 (Toyota Center)	41	678,362	16,545	4-73,022	18,392	751,384	16,697
2007-08 (Toyota Center)	41	718,524	17,525	3-54,640	18,525	773,164	15,572
2008-09 (Toyota Center)	41	717,669	17,504	6-110,327	18,557	827,996	17,617
2009-10 (Toyota Center)	41	677,658	16,528	ð	18,583	677,658	16,528
2010-11 (Toyota Center)	41	663,839	16,191	ð	18,412	663,839	16,191
2011-12 (Toyota Center)	33	506,994	15,363	ð	18,391	506,994	15,363
2012-13 (Toyota Center)	41	683,564	16,672	3-54,601	18,460	738,165	16,776
Totals	**1,698**	**22,250,404**	**13,104**	**117-1,907,294**	**18,583**	**24,157,698**	**13,310**

*The Summit changed its name to Compaq Center following the 1996-97 season.

TOYOTA CENTER

Clyde Drexler

Born: June 22, 1962
Hometown: New Orleans, Louisiana
High School: Sterling (Houston)
College: Houston ò83

#22



- Drafted by Portland, 1st Round, 14th overall pick in 1983 NBA Draft
- 10-Time NBA All-Star (1986, 1988-94, 1996-97)
- All-NBA First Team (1992), Second Team (1988, 1991), Third Team (1990, 1995)
- Member of the 1995 NBA Champion Houston Rockets
- Member of the gold-medal-winning 1992 United States Olympic Team
- Inducted into Basketball Hall of Fame in 2004
- Selected to the NBAòs 50th Anniversary All-Time Team
- Retired as a player after the 1997-98 season; Number (22) was retired on Feb. 3, 2000

Houstonòs native son, Clyde Drexler, originally gained fame with Hakeem Olajuwon on ñPhi Slama Jamaò at the University of Houston. Over a decade later, ñThe Glideò returned to his hometown to team up with ñThe Dreamò to deliver the Rockets second consecutive NBA Championship.

On Feb. 14, 1995, Drexler was traded to Houston with Tracy Murray for Otis Thorpe and the rights to Marcelo Nicola on Feb. 14, 1995. In 35 regular season games with Houston during the 1994-95 season, Drexler averaged 21.4 points on .506 shooting with 7.0 rebounds. Drexleròs value soared higher for the Rockets in the 1995 NBA Playoffs, when he served as the Rockets second-leading scorer during their second consecutive championship run. Drexler averaged 20.5 points, 7.0 rebounds and 5.0 assists in 22 playoff games for Houston, as the Rockets became the first-ever sixth seed to win an NBA title. In Houstonòs 1995 NBA Finals sweep of Shaquille ÒNeal and the Orlando Magic, Drexler posted averages of 21.5 points, 9.5 rebounds and 6.8 assists.

Following the Rockets championship run of 1995, Drexler signed a contract extension to play with Houston for three more seasons. He became the 24th player in NBA history to register 20,000 career points on Nov. 24, 1996, at the L.A. Lakers. That same season he earned selection to the NBAòs 50th Anniversary All-Time Team during the 1997 NBA All-Star Weekend. On Feb. 16, 1998, Drexler joined John Havlicek and Oscar Robertson as the only players in NBA history to collect 20,000 points, 6,000 rebounds and 6,000 assists in a career. In his final season with the Rockets, Drexler teamed with Houston Comets guard Cynthia Cooper to win the first-ever All-Star 2ball competition during the 1998 All-Star Weekend.

In 219 games with the Rockets, Drexler averaged 19.0 points, 6.1 rebounds, 5.4 assists and 1.88 steals. In Rockets history, his scoring average ranks tied for ninth all-time, his 363 3-pointers rank 11th and his 1,072 3-pointers attempted rank 10th. Drexler will best be remembered for his playoff performances with the Rockets, as he averaged 18.6 points, 6.5 rebounds and 4.9 assists in 51 playoff games with Houston. In Rockets playoff history, he stands tied for second in 3-pointers attempted, third in 3-pointers made, third in free throws made and attempted, sixth in scoring average, fourth in steals, fourth in assists, fourth in points, fifth in field goals made and attempted, seventh in rebounds, and ninth in blocks. Drexler teamed with Olajuwon to become the third teammate duo in NBA playoff history to each reach 40 points in the same game when he scored 41 points in Game Four of the 1995 Western Conference First Round vs. Utah.

After leading the Rockets in scoring during the 1997-98 season, Drexler retired from the NBA with career averages of 20.4 points, 6.1 rebounds, 5.6 assists and 2.03 steals in 15 seasons with Portland and Houston. He ranks 28th in NBA history with 22,195 career points and seventh with 2,207 career steals. Before being traded to Houston, Drexler played for 11-and-a-half seasons in Portland, leaving as the Blazers all-time leader in games played, minutes played, scoring, field goals made and attempted, free throws made and attempted, total rebounds, offensive rebounds and steals. He was named to the All-NBA First Team in 1992 and played on the gold-medal-winning ñDream Teamò in the Olympics following that season. He received both All-NBA Second-Team (1988, 1991) and Third-Team (1990, 1995) honors twice. He was also named to the Rockets 1990s All-Decade Team. The 10-time NBA All-Star collected 25 career triple-doubles, with his last seven coming with the Rockets. Drexler participated in the playoffs in every year he played, placing him among the all-time NBA leaders in postseasons played. He reached the NBA Finals three times, as his Blazers lost to Detroit in 1990 and Chicago in 1992 before he won with the Rockets. His NBA Finals scoring average of 24.5 points per game ranks 11th in NBA history. He ranks 24th among all-time NBA career playoff scorers with 2,963 points.

Prior to entering the NBA, Drexler averaged 14.4 points and 9.9 rebounds per game in three seasons at the University of Houston. He teamed with Olajuwon and Larry Micheaux to form the ñPhi Slama Jamaò frontcourt that led the Cougars to the NCAA Final Four in 1982 and 1983. Drexler finished as Houstonòs all-time leader in steals with 268 career thefts. He had his #22 retired by the University of Houston along with Olajuwonòs #34 in February 1997. Following his NBA career, Drexler served as the head coach at the University of Houston, as an assistant coach for the Denver Nuggets and currently serves as a broadcaster for the Rockets.

Drexler's Career Highlights

NBA Career Rankings:
7th Steals; 28th Points

NBA Season Rankings:
Steals Per Game: 3rd 1985-86; 5th (3) 1986-87, 1987-88, 1988-89; 8th 1984-85; 10th 1997-98
Scoring Average: 4th (2) 1988-89, 1991-92; 6th 1987-88

Rockets Career Rankings:
1st Steals Average; T-9th Assist Average; T-9th Scoring Average; 10th 3-Pointers Attempted

Drexler's Career Statistics

UNIVERSITY OF HOUSTON STATISTICS

YEAR	G	FG-FGA	PCT	FT-FTA	PCT	REB	AVG	PTS	AVG
1980-81	30	153-303	.505	50-85	.588	314	10.5	356	11.9
1981-82	32	206-362	.569	73-120	.608	336	10.5	485	15.2
1982-83	34	236-440	.536	70-95	.737	298	8.8	542	15.9
TOTALS	96	595-1105	.538	193-300	.643	948	9.9	1383	14.4

NBA REGULAR SEASON STATISTICS

YEAR	G-S	MIN	FGM-A	PCT	3FGM-A	PCT	FTM-A	PCT	REBOUNDS OFF-DEF-TOT	REB AVG	AST	PF-D	ST	TO	BLK	TP	AVG
1983-84 (POR)	82-3	1408	252-559	.451	1-4	.250	123-169	.728	112-123-235	2.9	153	209-2	107	123	29	628	7.7
1984-85 (POR)	80-43	2555	573-1161	.494	8-37	.216	223-294	.759	217-259-476	6.0	441	265-3	177	223	68	1377	17.2
1985-86 (POR)	75-58	2576	542-1142	.475	12-60	.200	293-381	.769	171-250-421	5.6	600	270-8	197	282	46	1389	18.5
1986-87 (POR)	82-82	3114	707-1408	.502	11-47	.234	357-470	.760	227-291-518	6.3	566	281-7	204	253	71	1782	21.7
1987-88 (POR)	81-80	3060	849-1679	.506	11-52	.212	476-587	.811	261-272-533	6.6	467	250-2	203	236	52	2185	27.0
1988-89 (POR)	78-78	3064	829-1672	.496	27-104	.260	438-548	.799	289-326-615	7.9	450	269-2	213	250	54	2123	27.2
1989-90 (POR)	73-73	2683	670-1357	.494	30-106	.283	333-430	.774	208-299-507	6.9	432	222-1	145	191	51	1703	23.3
1990-91 (POR)	82-82	2852	645-1338	.482	61-191	.319	416-524	.794	212-334-546	6.7	493	226-2	144	232	60	1767	21.5
1991-92 (POR)	76-76	2751	694-1476	.470	114-338	.337	401-505	.794	166-334-500	6.6	512	229-2	138	240	70	1903	25.0
1992-93 (POR)	49-49	1671	350-816	.429	31-133	.233	245-292	.839	126-183-309	6.3	278	159-1	95	115	37	976	19.9
1993-94 (POR)	68-68	2334	473-1105	.428	71-219	.324	286-368	.777	154-291-445	6.5	333	202-2	98	167	34	1303	19.2
1994-95 (POR)	41-41	1428	305-712	.428	87-240	.363	207-248	.835	84-150-234	5.7	208	117-0	74	97	22	904	22.0
1994-95 (HOU)	35-34	1300	266-526	.506	60-168	.357	157-194	.809	68-178-246	7.0	154	89-1	62	89	23	749	21.4
1995-96 (HOU)	52-51	1997	331-764	.433	78-235	.332	265-338	.784	97-276-373	7.2	**302**	153-0	105	134	24	1005	19.3
1996-97 (HOU)	62-62	2271	397-899	.442	119-335	.355	201-268	.750	118-255-373	6.0	**354**	151-0	**119**	156	36	1114	18.0
1997-98 (HOU)	70-70	**2473**	452-**1059**	.427	106-334	.317	277-346	.801	105-241-346	4.9	**382**	193-0	**126**	**189**	42	1287	**18.4**
ROCKETS	219-217	8041	1446-3248	.445	363-1072	.339	900-1146	.785	388-950-1338	6.1	1192	586-1	412	568	125	4155	19.0
TOTALS	1086-950	37537	8335-17673	.472	827-2603	.318	4698-5962	.788	2615-4062-6677	6.1	6125	3285-33	2207	2977	719	22195	20.4

NBA PLAYOFF STATISTICS

YEAR	G	MIN	FGM-A	PCT	3FGM-A	PCT	FTM-A	PCT	REBOUNDS OFF-DEF-TOT	REB AVG	AST	PF-D	ST	TO	BLK	TP	AVG
1983-84 (POR)	5-0	85	15-35	.429	0-1	.000	6-7	.857	7-10-17	3.4	8	11-0	5	7	1	36	7.2
1984-85 (POR)	9-9	339	55-134	.410	2-7	.286	38-45	.844	27-28-55	6.1	83	37-0	23	29	9	150	16.7
1985-86 (POR)	4-4	145	26-57	.456	2-5	.400	18-23	.783	9-16-25	6.3	26	19-1	6	19	3	72	18.0
1986-87 (POR)	4-4	153	36-79	.456	1-4	.250	23-29	.793	16-14-30	7.5	15	16-1	7	6	3	96	24.0
1987-88 (POR)	4-4	170	32-83	.386	3-6	.500	21-29	.724	12-16-28	7.0	21	14-0	12	12	2	88	22.0
1988-89 (POR)	3-3	128	35-71	.493	0-2	.000	13-17	.765	13-7-20	6.7	25	11-0	6	12	2	83	27.7
1989-90 (POR)	21-21	853	172-390	.441	9-41	.220	96-124	.774	63-88-151	7.2	150	72-2	53	67	18	449	21.4
1990-91 (POR)	16-16	633	128-269	.476	15-56	.268	76-98	.776	40-89-129	8.1	129	56-0	34	61	16	347	21.7
1991-92 (POR)	21-21	847	198-425	.466	19-81	.235	138-171	.807	60-95-155	7.4	147	77-2	31	58	20	553	26.3
1992-93 (POR)	3-3	116	18-43	.419	5-12	.417	16-20	.800	8-11-19	6.3	14	9-0	5	3	3	57	19.0
1993-94 (POR)	4-4	157	31-73	.425	3-13	.231	19-23	.826	10-31-41	10.3	22	7-0	8	9	2	84	21.0
1994-95 (HOU)	**22**-**22**	849	155-322	.481	30-99	.303	110-140	.786	**45**-109-154	7.0	**111**	68-1	**33**	45	15	450	20.5
1995-96 (HOU)	**8**-**8**	292	49-118	.415	9-34	.265	26-34	.765	15-47-62	7.8	**40**	22-0	**21**	20	4	133	16.6
1996-97 (HOU)	**16**-**16**	623	105-241	.436	38-102	.373	42-54	.778	25-64-89	5.6	**77**	52-0	26	36	7	290	18.1
1997-98 (HOU)	**5**-**5**	182	21-68	.309	**5**-**26**	.192	**28**-**37**	.757	9-18-27	5.4	**23**	15-0	**8**	**13**	3	75	15.0
ROCKETS	51-51	1946	330-749	.441	82-261	.314	206-265	.777	94-238-332	6.5	251	157-1	88	114	29	948	18.6
TOTALS	145-140	5572	1076-2408	.447	141-489	.288	670-851	.787	359-643-1002	6.9	891	486-7	278	397	108	2963	20.4

Bold and underlined indicates Rockets statistical leader.

Moses Malone

Born: March 23, 1955
Hometown: Petersburg, Virginia
High School: Petersburg

#24



ÅDrafted by Portland in the 1976 ABA Dispersal Draft
ÅNBA MVP (1979, 1982, 1983)
ÅAll-NBA First Team (1979, 1982-83, 1985), Second Team (1980-81, 1984, 1987)
ÅNBA All-Defensive First Team (1983), Second Team (1979)
Å12-Time NBA All-Star (1978-89)
ÅHolds NBA career record for most offensive rebounds
ÅSelected to the NBAõs 50th Anniversary All-Time Team
ÅInducted into Basketball Hall of Fame in 2001
ÅRetired as a player prior to the 1995-96 season; Number (24) was retired on April 19, 1998

The fifth-leading rebounder and seventh-leading scorer in NBA history, Moses Malone is a legend that not only made a big impact on the game of basketball, but left a lasting impression with the City of Houston. A two-time NBA MVP in Houston, Malone averaged 24.0 points and a franchise-record 15.0 rebounds in six seasons with the Rockets. Malone also set the franchise single-season record for points in 1982 and rebounds in 1979. Malone was honored for his accomplishments in 2001 with his induction into the Naismith Basketball Hall of Fame.

ñWhen you look back over the 25 years that I played, the game did me good,ò Malone said following his selection to the Hall of Fame. ñThe opportunity to be an All-Star for so many years, to be one of the 50 greatest players and then to get the call to be in the Hall of Fame.ò

After being named Parade High School Player of the Year in Petersburg, Virginia, Malone bypassed college and went directly into the American Basketball Association (ABA), playing with the Utah Stars and the St. Louis Spirits from 1974-76. Malone found himself on the Buffalo Braves roster when the ABA merged with the NBA in 1976. However, Malone only played two games with the Braves before he was sent to the Rockets on Oct. 24, 1976, in exchange for two first-round draft picks. During his first NBA season, Malone averaged 13.2 points and 13.1 rebounds, leading the league in offensive rebounds.

During the 1978-79 season, Malone won his first of three NBA MVP awards by averaging 24.8 points and a league-best 17.6 rebounds per game. The 1978-79 season also marked the first of four consecutive years in which Malone led Houston in points, rebounds and blocked shots.

Malone and his Rockets teammates made history together during the 1980-81 season as the second team ever to win a conference championship and reach the NBA Finals with a losing record. Despite Malone averaging 27.8 points and 14.8 rebounds per game in the 1980-81 season, most people didnõt expect the Rockets to get past the first round with a 40-42 regular season record. However, the Rockets upset the reigning NBA Champion Lakers in the first round. Despite the Rockets inspired play in the playoffs, they fell to Larry Bird and the Celtics in the 1981 NBA Finals.

Malone averaged 31.1 points and a league-leading 14.7 rebounds en route to his second MVP award in the 1981-82 season. During that season, he set Rockets records with 13 consecutive 30-point games and three consecutive 40-point games.

On Sept. 15, 1982, Malone was traded to the Philadelphia 76ers in exchange for Caldwell Jones and their 1983 first-round draft pick. Malone claimed MVP honors for the regular season and the NBA Finals in his first season with the 76ers, teaming with Julius Erving to win the NBA title for Philadelphia.

After leaving Houston, Malone played 13 more seasons, including stints with Philadelphia, Washington, Atlanta, Milwaukee and San Antonio. He retired in 1995 with 29,580 points and 17,834 rebounds in 1,455 ABA and NBA games, ranking seventh all-time in major league points and third all-time in rebounds.

A 12-time NBA All-Star, Malone led the NBA in rebounding six times and averaged more than 20 points per game for 11 consecutive seasons. A three-time NBA MVP, Malone was named to the All-NBA First Team four times and the All-NBA Second Team four times. He was named NBA All-Defensive First Team once and All-Defensive Second Team once. Malone earned selection to the NBAõs 50th Anniversary All-Time Team during the 1997 NBA All-Star Weekend. He was also named to the Rockets 1970s All-Decade Team in 2012. During his 19-year NBA career, Malone scored 27,409 points and grabbed 16,212 rebounds. In 1,329 regular season games, he averaged 20.6 points and 12.2 rebounds. In 94 playoff games, he averaged 22.1 points and 13.8 boards.

Malone holds a number of NBA records, including the career record for most offensive rebounds (6,731); single-season record for most offensive rebounds (587); single-game record for most offensive rebounds (21). He also ranks second all-time for most free throws made (8,531); fourth most free throws attempted (11,090); sixth most defensive rebounds (9,481); 10th most games played (1,329); and 13th most minutes played (45,071). He also holds the single-game record for most offensive rebounds in the playoffs (15).

Malone's Career Highlights

NBA Career Rankings:
1st Offensive Rebounds; 2nd Free Throws Made; 4th Free Throws Attempted; 5th Total Rebounds; 6th Defensive Rebounds; 7th Points; 10th Games Played; 13th Minutes Played

NBA Season Rankings:
Scoring Average: 2nd (2) 1980-81, 1981-82; 4th (3) 1978-79, 1979-80, 1982-83; 7th 1985-86; 9th (2) 1984-85, 1986-87
Rebounding Average: Led NBA (6) 1978-79, 1980-81, 1981-82, 1982-83, 1983-84, 1984-85; 2nd (2) 1977-78, 1979-80; 3rd 1976-77; 4th (2) 1985-86, 1988-89; 8th 1986-87; 9th (2) 1986-87, 1989-90
Blocked Shots: 7th 1976-77; 10th 1982-83

Rockets Career Rankings:
1st Rebounding Average; 2nd Scoring Average; 2nd Free Throws Attempted; 3rd Blocked Shots; 3rd Rebounds; 3rd Free Throws Made; 5th Points; 5th Field Goals Made; 6th Field Goals Attempted; 7th Minutes

Malone's Career Statistics

ABA REGULAR SEASON STATISTICS

YEAR	G-S	MIN	FGM-A	PCT	3FGM-A	PCT	FTM-A	PCT	REBOUNDS OFF-DEF-TOT	REB AVG	AST	PF-D	ST	TO	BLK	TP	AVG
1974-75 (UTA)	83	3205	591-1034	.572	0-1	.000	375-591	.635	1209	14.6	82	–	–	–	–	1557	18.8
1975-76 (STL)	43	1168	251-488	.514	0-2	.000	112-183	.612	413	9.6	58	–	–	–	–	614	14.3
TOTALS	126	4373	842-1522	.553	0-3	.000	487-774	.629	1622	12.9	140	–	–	–	–	2171	17.2

NBA REGULAR SEASON STATISTICS

YEAR	G-S	MIN	FGM-A	PCT	3FGM-A	PCT	FTM-A	PCT	REBOUNDS OFF-DEF-TOT	REB AVG	AST	PF-D	ST	TO	BLK	TP	AVG
1976-77 (BUF-HOU)	82-70	2506	389-810	.480	–	–	**305-440**	.693	**437-635-1072**	**13.1**	89	275-3	67	–	**181**	1083	13.2
1977-78 (HOU)	59-59	2107	413-828	**.499**	–	–	**318-443**	.718	**380-506-886**	**15.0**	31	179-2	48	**220**	76	1144	19.4
1978-79 (HOU)	**82-82**	**3390**	**716-1325**	**.540**	–	–	**599-811**	.739	**587-857-1444**	**17.6**	147	223-0	79	**326**	**119**	**2031**	**24.8**
1979-80 (HOU)	**82-82**	**3140**	**778-1549**	.502	0-6	.000	**563-783**	.719	**573-617-1190**	**14.5**	147	210-0	80	**300**	**107**	**2119**	**25.8**
1980-81 (HOU)	80-80	**3245**	**806-1545**	.522	1-3	.333	**609-804**	.757	**474-706-1180**	**14.8**	141	223-0	83	**308**	**150**	**2222**	**27.8**
1981-82 (HOU)	81-81	**3398**	**945-1822**	.519	0-6	.000	**630-827**	.762	**558-630-1188**	**14.7**	142	208-0	76	**294**	**125**	**2520**	**31.1**
1982-83 (PHI)	78-78	2922	654-1305	.501	0-1	.000	600-788	.761	445-749-1194	15.3	101	206-0	89	264	157	1908	24.5
1983-84 (PHI)	71-71	2613	532-1101	.483	0-4	.000	545-727	.750	352-598-950	13.4	96	188-0	71	250	110	1609	22.7
1984-85 (PHI)	79-79	2957	602-1284	.469	0-2	.000	737-904	.815	385-646-1031	13.1	130	216-0	67	286	123	1941	24.6
1985-86 (PHI)	74-74	2706	571-1246	.458	0-1	.000	617-784	.787	339-533-872	11.8	90	194-0	67	261	71	1759	23.8
1986-87 (WAS)	73-70	2488	595-1311	.454	0-11	.000	570-692	.824	340-484-824	11.3	120	139-0	59	202	92	1760	24.1
1987-88 (WAS)	79-78	2692	531-1090	.487	2-7	.286	543-689	.788	372-512-884	11.2	112	160-0	59	249	72	1607	20.3
1988-89 (ATL)	81-80	2878	538-1096	.491	0-12	.000	561-711	.789	386-570-956	11.8	112	154-0	79	245	100	1637	20.2
1989-90 (ATL)	81-81	2735	517-1077	.480	1-9	.111	493-631	.781	364-448-812	10.0	130	158-0	47	232	84	1528	18.9
1990-91 (ATL)	82-17	1912	280-598	.468	0-7	.000	309-372	.831	271-396-667	8.1	68	134-0	30	137	74	869	10.6
1991-92 (MIL)	82-77	2511	440-929	.474	3-8	.375	396-504	.786	320-424-744	9.1	93	136-0	74	150	64	1279	15.6
1992-93 (MIL)	11-0	104	13-42	.310	–	–	24-31	.774	22-24-46	4.2	7	6-0	1	10	8	50	4.5
1993-94 (PHI)	55-0	618	102-232	.440	0-1	.000	90-117	.769	106-120-226	4.1	34	52-0	11	59	17	294	5.3
1994-95 (SA)	17-0	149	13-35	.371	1-2	.500	22-32	.688	20-26-46	2.7	6	15-0	2	11	3	49	2.9
ROCKETS	464-455	17780	4047-7879	.514	1-15	.067	3024-4108	.736	3009-3950-6959	15.0	697	1317-5	433	1448	758	11119	24.0
NBA	1329-1159	45071	9435-19225	.491	8-80	.100	8531-11090	.769	6731-9481-16212	12.2	1796	3076-0	1089	3804	1733	27409	20.6
ABA/NBA	1455	49444	10277-20750	.495	8-83	.096	9018-11864	.760	7382-10452-17834	12.3	1936	–	1199	4264	1889	29580	20.3

NBA PLAYOFF STATISTICS

YEAR	G-S	MIN	FGM-A	PCT	3FGM-A	PCT	FTM-A	PCT	REBOUNDS OFF-DEF-TOT	REB AVG	AST	PF-D	ST	TO	BLK	TP	AVG
1977 (HOU)	**12-12**	518	81-162	.500	–	–	**63-91**	.692	**84-119-203**	**16.9**	7	42-0	13	–	**21**	225	18.8
1979 (HOU)	**2-2**	**78**	**18-41**	.439	–	–	**13-18**	.722	**25-16-41**	**20.5**	2	5-0	1	8	**8**	**49**	**24.5**
1980 (HOU)	**7-7**	**275**	**74-138**	.536	0-1	.000	**33-43**	.767	**42-55-97**	**13.9**	7	18-0	4	**22**	**18**	**181**	**25.9**
1981 (HOU)	**21-21**	**955**	**207-432**	.479	0-2	.000	**148-208**	.712	**125-180-305**	**14.5**	35	54-0	13	**59**	**34**	**562**	**26.8**
1982 (HOU)	**3-3**	**136**	**29-67**	.433	–	–	**14-15**	.933	**28-23-51**	**17.0**	**10**	8-0	2	**6**	2	**72**	**24.0**
1983 (PHI)	13-13	524	126-235	.536	0-1	.000	86-120	.717	70-136-206	15.8	20	40-0	19	40	25	338	26.0
1984 (PHI)	5-5	212	38-83	.458	–	–	31-32	.969	20-49-69	13.8	7	15-0	3	21	11	107	21.4
1985 (PHI)	13-13	505	90-212	.425	0-1	.000	82-103	.796	36-102-138	10.6	24	39-0	17	23	22	262	20.2
1987 (PHI)	3-3	114	21-47	.447	–	–	20-21	.952	15-23-38	12.7	5	5-0	0	8	3	62	20.7
1988 (WAS)	5-5	198	30-65	.462	0-1	.000	33-40	.825	22-34-56	11.2	7	9-0	3	15	4	93	18.6
1989 (WAS)	5-5	197	32-64	.500	1-1	1.000	40-51	.784	27-33-60	12.0	9	5-0	7	11	4	105	21.0
1991 (ATL)	5-0	84	4-20	.200	–	–	13-14	.929	16-15-31	6.2	3	4-0	2	2	1	21	4.2
ROCKETS	45-45	1962	409-840	.487	0-3	.000	271-375	.723	304-393-697	15.5	61	127-0	33	95	81	1089	24.2
TOTALS	94-89	3796	750-1566	.479	0-7	.143	576-756	.762	510-785-1295	13.8	136	244-0	84	215	151	2077	22.1

Bold and underlined indicates Rockets statistical leader.

Calvin Murphy

Born: May 9, 1948
Hometown: Norwalk, Connecticut
High School: Norwalk
College: Niagara ó70

#23



ÂDrafted by Rockets, 2nd Round, 18th overall pick in 1970 NBA Draft
ÂNBA All-Star (1979)
ÂNBA All-Rookie Team (1970-71)
ÂRanks second in Rockets history in career points
ÂRecipient of the NBAâs J. Walter Kennedy Citizenship Award in 1979
ÂHolds the NBAâs second-highest, single-season free throw percentage .958 (1980-81)
ÂInducted into Basketball Hall of Fame in 1993
ÂRetired as a player prior to the 1983-84 season; Number (23) was retired on March 17, 1984

Calvin Murphy enjoyed one of the greatest moments of his life on May 10, 1993, when he was inducted into the Naismith Basketball Hall of Fame.

ñMy only dream was that I wanted to start for my high school basketball team, the Norwalk High School Bears,ò said Murphy, who played his entire 13-year NBA career with the Rockets from 1970-83. ñGoing to the Hall of Fame was beyond my wildest dreams.ò

Murphy became the first Hall of Famer to play his entire career with the Rockets, as he averaged 17.9 points and 4.4 assists in 1,002 career games. In 2012, he was named to the Rockets 1970s All-Decade Team. He still ranks seventh on the all-time NBA free throw percentage list at .892. In 1980-81, Murphy posted a free throw percentage of .958 (206-215 FT), which was the NBA single-season record until Jose Calderon of Toronto hit .981 (151-154 FT) from the line in 2008-09. During Murphyâs 1980-81 campaign, he also set a then-NBA record by making 78 consecutive free throws from Dec. 27-Feb. 20, which stood for over a decade until Micheal Williams of Minnesota made 84 straight at the end of the 1992-93 season.

The 5-foot-9 Murphy, who scored 17,949 career points, stands with Avery Johnson as the only two players under six feet to play in 1,000 NBA games. Murphy still owns the Rockets career record with 4,402 assists and holds the eighth best field goal percentage (.482) among NBA guards who have scored at least 15,000 points.

Murphy led the NBA in free throw percentage twice (1980-81, 1982-83) and finished among the top five in nine other seasons. Murphy, Ray Allen, Rick Barry, Chauncey Billups, Reggie Miller, Steve Nash and Mark Price are the only players in league history to have shot .900 or better from the line in six or more seasons.

Murphy stands with Hakeem Olajuwon and Kevin Martin as the only Rockets to rank in the NBA top-10 in four statistical categories in one season, as the Rockets guard accomplished this feat during the 1973-74 season. That year, Murphy ranked second in the NBA with 7.4 assists per game, fourth with a field goal percentage of .522, sixth with a free throw percentage of .868 and ninth with 1.94 steals per game. He also finished that season ranked 19th among scoring leaders with 20.4 points per game.

The San Diego Rockets selected Murphy in the second round in 1970 with the 18th overall pick. The former Niagara University star went on to earn NBA All-Rookie First-Team honors (other First-Team members: Pete Maravich, Bob Lanier, Dave Cowens and Geoff Petrie) and finish fourth in the Rookie of the Year balloting.

Murphyâs best year came during the 1977-78 season, when he ranked fifth in the NBA with a career-high 25.6 points per game. He reached 30 points 23 times and scored 40 points three times during that year, including the Rockets single-game scoring record of 57 points vs. New Jersey on March 18, 1978. Murphy averaged better than 20 points in five of 13 seasons, including three consecutive years from 1977-80. In a season, he led the Rockets in points twice, assists three times, steals five times and free throw percentage 10 times.

Murphy scored better than 40 points seven times during the regular season in his NBA career ï only Olajuwon (32), Elvin Hayes (25), Moses Malone (22) and Tracy McGrady (15) have had more 40-point games in Rockets history.

A 1979 NBA All-Star, Murphy had one of the most brilliant careers in NCAA Division I history. He was a three-time consensus All-American (First Team 1969 and 1970, Second Team 1968). Murphy averaged 33.1 points in 77 games ï still the fourth-best average in Division I history (44.2 by Pete Maravich of LSU, 34.6 by Austin Carr of Notre Dame, 33.8 by Oscar Robertson of Cincinnati). His 68 points on Dec. 7, 1968 vs. Syracuse is still the third-best mark against a Division I opponent. Only five players in NCAA history averaged more points in a season than Murphy, who scored 38.2 points per game during the 1967-68 season. He scored 30 or more points in 42 of the 77 games he played for Niagara, reaching 40 points on 19 occasions and 50 points six times.

Murphy averaged double figures in points during every season he played organized basketball, spanning from high school to the NBA. Following his retirement as a player, he has worked with the Rockets organization as an assistant coach, a broadcaster and a community services advisor.

Murphy's Career Highlights

NBA Career Rankings:
7th Free Throw Percentage

NBA Season Rankings:
Free Throw Percentage: Led NBA (2) 1980-81, 1982-83; 2nd (7) 1971-73, 1974-76, 1977-80; 3rd 1976-77; 6th 1973-74; 10th 1970-71
Scoring Average: 5th 1977-78; 11th 1975-76; 20th 1973-74
Assists Per Game: 2nd 1973-74; 3rd 1975-76
Field Goal Percentage: 4th 1973-74
Steals Per Game: 9th 1973-74

Rockets Career Rankings:
1st Assists; 2nd Points, 2nd Games Played, 2nd Minutes Played; 2nd Steals; 2nd Field Goals Made; 2nd Field Goals Attempted; 2nd Free Throws Made; 3rd Free Throws Attempted; 3rd Free Throw Percentage; 12th Scoring Average

Murphy's Career Statistics

NIAGARA STATISTICS

YEAR	G	FG-FGA	PCT	FT-FTA	PCT	REB	AVG	PTS	AVG
1967-68	24	337-772	.437	242-288	.840	118	4.9	916	38.2
1968-69	24	294-700	.420	190-230	.826	87	3.6	778	32.4
1969-70	29	316-692	.457	222-252	.881	103	3.6	854	29.4
TOTALS	77	947-2164	.438	654-770	.847	308	4.0	2548	33.1

NBA REGULAR SEASON STATISTICS

YEAR	G-S	MIN	FGM-A	PCT	3FGM-A	PCT	FTM-A	PCT	REBOUNDS OFF-DEF-TOT	AVG	AST	PF-D	ST	TO	BLK	TP	AVG
1970-71 (SD)	82-0	2020	471-1029	.458	–	–	356-434	.820	245	4.0	329	263-4	–	–	–	1298	15.8
1971-72 (HOU)	82-40	2538	571-1255	.455	–	–	349-392	.890	258	4.8	393	298-6	–	–	–	1491	18.2
1972-73 (HOU)	77-13	1697	381-820	.465	–	–	239-269	.888	149	3.8	262	211-3	–	–	–	1001	13.0
1973-74 (HOU)	81-79	2922	671-1285	.522	–	–	310-357	.868	51-137-188	7.4	603	310-8	157	–	4	1652	20.4
1974-75 (HOU)	78-52	2513	557-1152	.484	–	–	341-386	.883	52-121-173	4.9	381	281-8	128	–	4	1455	18.7
1975-76 (HOU)	82-82	2995	675-1369	.493	–	–	372-410	.907	52-157-209	7.3	596	294-3	151	–	6	1722	21.0
1976-77 (HOU)	82-80	2764	596-1216	.490	–	–	272-307	.886	54-118-172	4.7	386	281-6	144	–	8	1464	17.9
1977-78 (HOU)	76-72	2900	852-1737	.491	–	–	245-267	.918	57-107-164	3.4	259	241-4	112	173	3	1949	25.6
1978-79 (HOU)	82-81	2941	707-1424	.496	–	–	246-265	.928	78-95-173	4.3	351	288-5	117	187	6	1660	20.2
1979-80 (HOU)	76-75	2676	624-1267	.493	1-25	.040	271-302	.897	68-82-150	3.9	299	269-3	143	162	9	1520	20.0
1980-81 (HOU)	76-11	2014	528-1074	.492	4-17	.235	206-215	.958	33-54-87	2.9	222	209-0	111	129	6	1266	16.7
1981-82 (HOU)	64-0	1204	277-648	.427	1-16	.063	100-110	.909	20-41-61	2.5	163	142-0	43	82	1	655	10.2
1982-83 (HOU)	64-0	1423	337-754	.447	4-14	.286	138-150	.920	34-40-74	2.5	158	163-3	59	89	4	816	12.8
TOTALS	1002-585	30607	7247-15030	.482	10-72	.139	3445-3864	.892	499-952-2103	4.4	4402	3250-53	1165	822	51	17949	17.9

	SINGLE GAME HIGHS							AVERAGE PER GAME						
YEAR	MIN	REB	AST	ST	TO	BL	PTS	MIN	REB	AST	STL	TO	BK	PTS
1970-71	48	7	11	–	–	–	36	24.6	3.0	4.0	–	–	–	15.8
1971-72	46	8	12	–	–	–	35	31.0	3.2	4.8	–	–	–	18.2
1972-73	43	7	10	–	–	–	31	22.0	1.9	3.4	–	–	–	13.0
1973-74	51	7	15	9	–	1	39	36.1	2.3	7.4	1.94	–	0.05	20.4
1974-75	46	6	10	6	–	1	45	32.2	2.2	4.9	1.64	–	0.05	18.7
1975-76	48	8	16	6	–	1	40	36.5	2.6	7.3	1.84	–	0.07	21.0
1976-77	46	7	12	7	–	1	34	33.7	2.1	4.7	1.76	–	0.10	17.9
1977-78	48	7	8	5	5	1	57	38.2	2.2	3.4	1.47	2.3	0.04	25.6
1978-79	47	8	11	6	6	1	38	35.9	2.1	4.3	1.43	2.3	0.07	20.2
1979-80	47	6	10	6	7	1	37	35.2	2.0	3.9	1.88	2.1	0.12	20.0
1980-81	40	6	7	5	6	2	42	26.5	1.2	2.9	1.46	1.7	0.08	16.7
1981-82	38	6	7	4	5	1	33	18.8	1.0	2.6	0.67	1.3	0.02	10.2
1982-83	36	5	7	3	6	2	32	22.2	1.2	2.5	0.92	1.4	0.06	12.8
TOTALS	51	8	16	9	7	2	57	30.6	2.1	4.4	1.53	–	–	17.9

NBA PLAYOFF STATISTICS

YEAR	G-S	MIN	FGM-A	PCT	3FGM-A	PCT	FTM-A	PCT	REBOUNDS OFF-DEF-TOT	AVG	AST	PF-D	ST	TO	BLK	TP	AVG
1975 (HOU)	8-8	305	72-156	.462	–	–	51-57	.895	9-10-19	5.6	45	36-2	14	–	1	195	24.4
1977 (HOU)	12-12	420	102-213	.479	–	–	28-30	.933	7-12-19	6.3	75	47-1	19	–	2	232	19.3
1979 (HOU)	2-2	73	9-31	.290	–	–	8-9	.889	2-1-3	3.0	6	9-0	8	2	1	26	13.0
1980 (HOU)	7-7	265	58-108	.537	2-4	.500	13-13	1.000	4-6-10	3.7	26	29-1	11	16	0	131	18.7
1981 (HOU)	19-1	540	142-287	.495	2-7	.286	58-60	.967	7-17-24	3.0	57	69-0	26	42	0	344	18.1
1982 (HOU)	3-0	57	5-22	.227	0-3	.000	7-8	.875	2-1-3	1.3	4	7-0	1	4	0	17	5.7
TOTALS	51-30	1660	388-817	.475	4-14	.286	165-177	.932	31-47-78	4.2	213	197-4	79	64	4	945	18.5

Bold and underlined indicates Rockets statistical leader.

Hakeem Olajuwon

Born: January 21, 1963
Hometown: Lagos, Nigeria
High School: Muslims Teachers College (Nigeria)
College: Houston '84

#34



- Drafted by Rockets, 1st Round, 1st overall pick in 1984 NBA Draft
- NBA Most Valuable Player (1994); NBA Finals Most Valuable Player (1994, 1995)
- NBA Defensive Player of the Year (1993, 1994)
- 12-Time NBA All-Star (1985-90, 1992-97)
- Stands as the NBA's all-time blocked shots leader with 3,830 career blocks
- Selected to the NBA's 50th Anniversary All-Time Team
- Inducted into Basketball Hall of Fame in 2008
- Retired as a player after the 2001-2002 season; Number (34) was retired on Nov. 9, 2002

For two decades, Hakeem ñThe Dreamò Olajuwon dedicated himself to winning for the City of Houston. By the end of his career, he had secured his place among the most legendary icons in sports. The NBA's all-time blocked shots leader brought Houston its first major sports championships by leading the Rockets to back-to-back NBA Championships in 1994 and 1995. In 2001, Olajuwon finished his 17-year career with the Rockets as the franchise's all-time leader in 26 regular season and postseason statistical categories.

Rockets Owner Leslie Alexander honored Olajuwon for his many contributions to the Rockets organization with the unveiling of a commissioned bronze sculpture in front of Toyota Center during a special ceremony on April 11, 2008.

Inducted into the Naismith Memorial Basketball Hall of Fame in 2008, Olajuwon also received several honors during his tenure with the Rockets. Upon entering the league, he was named to the NBA All-Rookie Team with Michael Jordan and Charles Barkley in 1985. Over the next 14 years, he was selected to All-NBA First Team six times (1987-89, 1993-94, 1997), Second Team three times (1986, 1990, 1996), and Third Team three times (1991, 1995, 1999). The 12-time All-Star was also chosen for the NBA All-Defensive First Team five times (1987-88, 1990, 1993-94) and Second Team four times (1985, 1991, 1996-97). The Texas Sports Hall of Fame inducted Olajuwon on Jan. 27, 1999.

In NBA history, Olajuwon ranks ninth with 26,946 points, 12th with 13,748 rebounds, eighth with 2,162 steals and first with 3,830 blocked shots. In 1,177 career games with the Rockets, he averaged 22.5 points, 11.4 rebounds, 1.77 steals and 3.18 blocked shots. Overall with Houston, Olajuwon ranks first all-time in years played, games played, points, rebounds, defensive rebounds, offensive rebounds, steals, blocked shots, free throws made and attempted, field goals made and attempted, as well as minutes played. He also stands fourth in Rockets history in scoring average and third in assists.

Olajuwon led the Rockets to the playoffs 14 times, averaging 26.6 points, 11.4 rebounds and 3.34 blocks in 140 career playoff contests. In NBA playoff history, he ranks third in blocks (472), 11th in points (3,755) and ninth in scoring average (25.9). In 1986, Olajuwon and Ralph Sampson led the Rockets to the NBA Finals. In 1994, he averaged 28.9 points and 11.0 rebounds in Houston's trek to its first NBA title. The following year, he posted averages of 33.0 points and 10.3 rebounds as the Rockets won their second consecutive NBA Championship. Olajuwon stands as the team's all-time playoff leader in postseasons played, games played, minutes, points, field goals made and attempted, free throws made and attempted, rebounds, assists, steals and blocks. He also ranks second in postseason scoring average.

During the 1988-89 season, Olajuwon became the first player in NBA history to reach 200 blocks and 200 steals in one year. The following season, he led the NBA with career highs of 14.0 rebounds and 4.59 blocks, standing as one of two rebounding titles and one of three blocked shots crowns. On March 29, 1990 vs. Milwaukee, he recorded a quadruple-double, marking one of 14 career triple-doubles.

In 1994, Olajuwon became the first player in league history to win the NBA MVP, Defensive Player of the Year and NBA Finals MVP in the same season. This also marked his second consecutive Defensive Player of the Year award and the first of two consecutive NBA Finals MVP awards.

Born in Nigeria, Olajuwon earned American citizenship and represented his country as a member of the gold-medal-winning 1996 United States Olympic Team. Selected to the Rockets 30-Year Team in 1998, he was also named to the Rockets All-Decade Teams of the 1980s and 1990s, and was chosen one of the 50 Greatest Players in NBA History on Oct. 29, 1996.

Olajuwon came to Houston in 1980 as a freshman at the University of Houston, teaming with Clyde Drexler and Larry Micheaux to form the ñPhi Slama Jamaò frontcourt. Olajuwon led the Cougars to the NCAA Final Four in three straight seasons. After topping the NCAA with averages of 13.5 rebounds and 5.6 blocks to earn consensus All-America First-Team honors, Olajuwon was selected by the Rockets with the first overall pick of the 1984 NBA Draft. He was later selected the Southwest Conference Player of the Decade and his #34 was retired by the University of Houston along with Drexler's #22 in Feb. 1997.

Olajuwon's Career Highlights

NBA Career Rankings:
1st Blocked Shots; 5th Defensive Rebounds; 8th Field Goals Made; 8th Steals; 8th Offensive Rebounds; 9th Points; 10th Field Goals Attempted; 12th Rebounds

NBA Season Rankings:
Scoring Average: 2nd (2) 1994-95, 1995-95; 3rd 1993-94; 4th 1992-93; 7th 1996-97; 8th 1985-86; 9th 1989-90; 10th (2) 1987-88, 1988-89
Rebounding Average: Led NBA (2) 1988-89, 1989-90; 3rd (2) 1987-88, 1992-93; 4th (2) 1984-85, 1993-94; 5th 1991-92; 6th 1995-96; 7th 1994-95; 8th 1986-87
Blocked Shots Per Game: Led NBA (3) 1989-90, 1990-91, 1992-93; 2nd (4) 1984-85, 1991-92, 1993-94, 1994-95; 3rd (2) 1985-86, 1986-87; 4th (3) 1987-88, 1988-89, 1995-96; 7th 1996-97; 8th 1998-99
Steals Per Game: 6th 1988-89; 8th 1989-90; 9th 1994-95; 10th 1987-88
Field Goal Percentage: 3rd 1998-99; 10th 1993-94

Rockets Career Rankings:
1st Points; 1st Rebounds; 1st Blocked Shots; 1st Steals; 1st Games; 1st Minutes; 1st Field Goals Made; 1st Field Goals Attempted; 1st Free Throws Made; 1st Free Throws Attempted; 3rd Assists; 4th Scoring Average

Olajuwon's Career Statistics

UNIVERSITY OF HOUSTON STATISTICS

YEAR	G	FG-FGA	PCT	FT-FTA	PCT	REB	AVG	PTS	AVG
1981-82	29	91-150	.607	58-103	.563	179	6.2	240	8.3
1982-83	34	192-314	.611	88-148	.595	388	11.4	472	13.9
1983-84	37	249-369	.675	122-232	.526	500	13.5	620	16.8
TOTALS	100	532-833	.639	268-483	.555	1067	10.7	1332	13.3

NBA REGULAR SEASON STATISTICS

YEAR	G-S	MIN	FGM-A	PCT	3FGM-A	PCT	FTM-A	PCT	REBOUNDS OFF-DEF-TOT	REB AVG	AST	PF-D	ST	TO	BLK	TP	AVG
1984-85 (HOU)	**82-82**	2914	677-1258	.538	0-0	.000	**338-551**	.613	**440**-534-**974**	**11.9**	111	**344-10**	**99**	234	**220**	1692	20.6
1985-86 (HOU)	68-68	2467	**625**-1188	.526	0-0	.000	**347-538**	.645	**333**-448-781	**11.5**	137	271-9	**134**	195	**231**	**1597**	**23.5**
1986-87 (HOU)	75-75	2760	**677-1332**	.508	1-5	.200	**400-570**	.702	**315-543-858**	**11.4**	220	**294-8**	**140**	**228**	**254**	**1755**	**23.4**
1987-88 (HOU)	79-79	**2825**	**712-1385**	.514	0-4	.000	**381-548**	.695	**302-657-959**	**12.1**	163	**324-7**	**162**	**243**	**214**	**1805**	**22.8**
1988-89 (HOU)	**82-82**	3024	**790-1556**	.508	0-10	.000	**454-652**	.696	**338-767-1105**	**13.5**	149	**329-10**	**213**	**275**	**282**	**2034**	**24.8**
1989-90 (HOU)	**82-82**	**3124**	**806-1609**	.501	1-6	.167	**382-536**	.713	**299-850-1149**	**14.0**	234	314-6	**174**	**316**	**376**	**1995**	**24.3**
1990-91 (HOU)	56-50	2062	487-959	.508	0-4	.000	213-277	.769	219-551-770	**13.8**	131	221-5	121	174	**221**	1187	**21.2**
1991-92 (HOU)	70-69	2636	**591**-1177	.502	0-1	.000	**328**-428	.766	246-599-845	**12.1**	157	263-**7**	**127**	187	**304**	**1510**	**21.6**
1992-93 (HOU)	**82-82**	**3242**	**848-1603**	.529	0-8	.000	**444-570**	.779	**283-785-1068**	**13.0**	291	**305-5**	**150**	**262**	**342**	**2140**	**26.1**
1993-94 (HOU)	80-80	**3277**	**894-1694**	.528	8-19	.421	**388-542**	.716	229-**726-955**	**11.9**	287	**289-4**	**128**	**271**	**297**	**2184**	**27.3**
1994-95 (HOU)	72-72	**2853**	**798-1545**	.517	3-16	.188	**406-537**	.756	**172-603-775**	**10.8**	255	**250-3**	**133**	**237**	**242**	**2005**	**27.8**
1995-96 (HOU)	72-72	**2797**	**768-1494**	.514	3-14	.214	**397-548**	.724	**176-608-784**	**10.9**	257	**242**-0	113	**247**	**207**	**1936**	**26.9**
1996-97 (HOU)	78-78	**2852**	**727-1426**	.510	5-16	.333	**351-446**	.787	173-**543-716**	9.2	236	**249-3**	117	**281**	**173**	**1810**	**23.2**
1997-98 (HOU)	47-45	1633	306-633	.483	0-3	.000	160-212	.755	116-344-460	9.8	143	152-0	84	126	**96**	772	16.4
1998-99 (HOU)	**50-50**	1784	**373-725**	**.514**	4-13	.308	**195-272**	.717	106-**372**-478	9.6	88	**160-3**	82	139	**123**	**945**	**18.9**
1999-00 (HOU)	44-28	1049	193-421	.458	0-2	.000	69-112	.616	65-209-274	6.2	61	88-0	41	73	70	455	10.3
2000-01 (HOU)	58-55	1545	283-568	.498	0-1	.000	123-198	.621	124-307-431	**7.4**	72	141-0	70	81	**88**	689	11.9
2001-02 (TOR)	61-37	1378	194-418	.464	0-2	.000	47-84	.560	98-268-366	6.0	66	147-0	74	98	90	435	7.1
ROCKETS	1177-1149	42844	10555-20573	.513	25-122	.205	5376-7537	.713	3936-9446-13382	11.4	2992	4236-80	2088	3569	3740	26511	22.5
TOTALS	1238-1186	44222	10749-20991	.512	25-124	.202	5423-7621	.712	4034-9714-13748	11.1	3058	4383-80	2162	3667	3830	26946	21.8

NBA PLAYOFF STATISTICS

YEAR	G-S	MIN	FGM-A	PCT	3FGM-A	PCT	FTM-A	PCT	REBOUNDS OFF-DEF-TOT	REB AVG	AST	PF-D	ST	TO	BLK	TP	AVG
1984-85 (HOU)	**5-5**	187	42-88	.477	0-0	.000	**22-46**	.478	**33**-32-65	13.0	7	22-0	**7**	11	**13**	**106**	**21.2**
1985-86 (HOU)	**20-20**	766	**205-387**	.530	0-1	.000	**127-199**	.638	**101**-135-**236**	**11.8**	39	**87-3**	**40**	43	**69**	**537**	**26.9**
1986-87 (HOU)	**10-10**	389	**110-179**	**.615**	0-1	.000	**72-97**	.742	**39-74-113**	**11.3**	25	44-1	13	**36**	**43**	**292**	**29.2**
1987-88 (HOU)	**4-4**	**162**	**56-98**	**.571**	0-1	.000	**38-43**	.884	**20-47-67**	**16.8**	7	**14**-0	**9**	9	**11**	**150**	**37.5**
1988-89 (HOU)	**4-4**	**162**	**42-81**	.519	0-0	.000	**17-25**	.680	**14-38-52**	**13.0**	12	**17**-0	**10**	10	**11**	**101**	**25.3**
1989-90 (HOU)	**4-4**	161	**31**-70	.443	0-0	.000	12-17	.706	**15-31-46**	**11.5**	8	**19**-0	**10**	11	**23**	74	18.5
1990-91 (HOU)	**3-3**	**129**	**26**-45	.578	0-1	.000	**14-17**	.824	**12-32-44**	**14.7**	6	11-0	**4**	**8**	**8**	**66**	**22.0**
1992-93 (HOU)	**12-12**	**518**	**123-238**	.517	0-1	.000	**62-75**	.827	**52-116-168**	**14.0**	**57**	**37**-0	**21**	**45**	**59**	**308**	**25.7**
1993-94 (HOU)	**23-23**	**989**	**267-514**	.519	2-4	.500	**128-161**	.795	55-**199-254**	**11.0**	**98**	82-0	**40**	**83**	**92**	**664**	**28.9**
1994-95 (HOU)	**22-22**	**929**	**306-576**	**.531**	2-4	.500	**111-163**	.681	44-**183-227**	**10.3**	98	**95**-0	26	**69**	**62**	**725**	**33.0**
1995-96 (HOU)	**8-8**	**329**	**75-147**	.510	0-1	.000	**29-40**	.725	**17-56-73**	**9.1**	31	28-**1**	15	**29**	**17**	**179**	**22.4**
1996-97 (HOU)	**16-16**	**629**	**147-249**	**.590**	0-3	.000	76-104	.731	46-**128**-174	10.9	54	**61**-0	**33**	**46**	**41**	**370**	**23.1**
1997-98 (HOU)	**5-5**	**190**	**39-99**	.394	0-1	.000	24-33	.727	9-**45-54**	**10.8**	12	18-0	5	**13**	**16**	**102**	**20.4**
1998-99 (HOU)	**4-4**	123	23-54	.426	0-0	.000	7-8	.875	5-24-29	7.3	2	18-0	5	5	3	53	13.3
2001-02 (TOR)	5-0	86	12-22	.545	0-0	.000	4-6	.667	9-10-19	3.8	2	9-0	7	4	6	28	5.6
ROCKETS	140-140	5663	1492-2825	.528	4-18	.222	739-1028	.719	462-1140-1602	11.4	456	553-5	238	418	468	3727	26.6
TOTALS	145-140	5749	1504-2847	.528	4-18	.222	743-1034	.719	471-1150-1621	11.2	458	562-5	245	422	472	3755	25.9

Bold and underlined indicates Rockets statistical leader.

Rudy Tomjanovich

Born: November 24, 1948
Hometown: Hamtramck, Michigan
High School: Hamtramck
College: Michigan ó70

#45



ÅDrafted by Rockets, 1st Round, 2nd overall pick in 1970 NBA Draft
ÅFive-Time NBA All-Star (1974-77, 1979)
ÅRanks third in Rockets history in career points and fourth in career rebounds
ÅHead Coach of the 1994 & 1995 NBA Champion Houston Rockets teams
ÅHead Coach of the gold-medal-winning 2000 United States Olympic Team
ÅHolds Rockets franchise record for coaching wins
ÅInducted into the Texas Sports Hall of Fame in 2003
ÅRetired as a player after the 1980-81 season; Number (45) was retired on Jan. 28, 1982

Rudy Tomjanovich reached the heights of success both on the court and the sidelines during three decades with the Rockets. After earning five All-Star selections as a player, ñRudy Tò won the City of Houston its first-ever major championships by coaching the Rockets to back-to-back titles in 1994 and 1995.

Tomjanovich, who spent 33 consecutive seasons with the Rockets, holds the franchise record with 503 coaching wins and ranks third in Rockets history with 13,383 career points. He was involved in all four Rockets division titles ï as leading scorer in 1976-77, assistant coach in 1985-86 and as head coach in 1992-93 and 1993-94.

Tomjanovich first joined the San Diego Rockets as the second overall pick in the 1970 NBA Draft after a storied collegiate career at the University of Michigan. The all-time leading rebounder in school history, Tomjanovich also holds the second-highest career scoring average at 25.1 points per game.

In Rockets history, Tomjanovich ranks third in career points, third in career games and fourth in career rebounds. He averaged 17.4 points and 8.1 rebounds in 768 games with the Rockets. In his 11-season career, he led the Rockets in scoring average four times and rebounding average once. In his second season, Tomjanovich averaged a career-high 11.8 rebounds with 15.0 points, as the team made its debut in Houston.

During the 1972-73 season, Tomjanovich posted team-leading averages of 19.3 points and 11.6 rebounds. He earned the first of four consecutive All-Star selections in 1974, as he led Houston and ranked seventh in the NBA with a career-high 24.5 points per game. He scored a career-high 42 points against Buffalo on Jan. 13, 1974. During the 1974-75 season, Tomjanovich led Houston with 20.7 points per game and guided the Rockets to their first-ever playoff series win. He averaged a team-leading 21.6 points for the 1976-77 Rockets and helped Houston to its first division title. Tomjanovich played only 23 games the next year, as he suffered a facial fracture on Dec. 9, 1977 versus the Lakers. Tomjanovich returned to the All-Star Game in 1979, averaging 19.0 points and 7.7 rebounds with Houston in his comeback season.

After Houston advanced to the 1981 NBA Finals, Tomjanovich retired on Oct. 2, 1981, having spent his entire playing career with the Rockets. His jersey #45 was retired on Jan. 28, 1982. In 2012, he was named to the Rockets 1970s All-Decade Team.

Beginning with the 1981-82 season, Tomjanovich spent two years as a Rockets scout. He became an assistant coach in 1983 and served in that role until being named interim head coach on Feb. 18, 1992. In the first 15 games with Tomjanovich at the helm, the Rockets responded with an 11-4 record ð the best start for any coach in franchise annals.

Officially named the ninth head coach in Rockets history on May 20, 1992, Tomjanovich became the first coach in NBA history to guide his team from the lottery to a division title in his first full season. His coaching peers voted him *The Sporting News* NBA Coach of the Year in 1993. He was also named head coach of the Western Conference for the 1997 NBA All-Star Game and received NBA Coach of the Month recognition three times with Houston.

Tomjanovich posted a 503-397 (.559) regular season mark and 51-39 (.567) playoff record in 12 seasons with Houston, departing with franchise records for career wins and winning percentage. Tomjanovich resigned as Houstonôs coach following the 2002-03 season while undergoing successful treatment for bladder cancer. He was hired to coach the L.A. Lakers during the summer of 2004 before stepping aside later that season for health reasons. On the career coaching wins list, he ranks 26th all-time in NBA history with 525 victories.

Aside from his success in the NBA, Tomjanovich coached the United States Senior National Team on two occasions. He guided the United States Menôs Basketball Team to a gold medal and an undefeated record in the 2000 Summer Olympics. Prior to the Olympics, Tomjanovich led a United States team of non-NBA players to a bronze medal at the 1998 World Championship of Basketball.

Tomjanovich stands with Basketball Hall of Famers Lenny Wilkins and the late Chuck Daly as the only people to coach teams to an NBA Championship and an Olympic gold medal. He also stands as one of eight coaches in NBA history to possess 500 career wins and multiple NBA championships.

Tomjanovich's Career Highlights

NBA Season Rankings:
Scoring Average: 6th 1973-74
Field Goal Percentage: 3rd 1973-74; 7th 1975-76

Rockets Career Rankings:
3rd Points; 3rd Games; 3rd Minutes; 3rd Field Goals Made; 3rd Field Goals Attempted; 4th Rebounds; 6th Free Throws Attempted; 7th Free Throws Made

Tomjanovich's Career Statistics

UNIVERSITY OF MICHIGAN STATISTICS

YEAR	G	FG-FGA	PCT	FT-FTA	PCT	REB	AVG	PTS	AVG
1967-68	24	210-446	.471	49-78	.628	323	13.5	469	19.5
1968-69	24	269-541	.497	79-131	.603	340	14.2	617	25.7
1969-70	24	286-604	.474	150-200	.750	376	15.7	722	30.1
TOTALS	72	765-1591	.481	278-409	.680	1039	14.4	1808	25.1

NBA REGULAR SEASON STATISTICS

YEAR	G-S	MIN	FGM-A	PCT	3FGM-A	PCT	FTM-A	PCT	REBOUNDS OFF-DEF-TOT	REB AVG	AST	PF-D	ST	TO	BLK	TP	AVG
1970-71 (SD)	77-0	1062	168-439	.383	–	–	73-112	.652	381	4.9	73	124-0	–	–	–	409	5.3
1971-72 (HOU)	78-61	2689	500-1010	**.495**	–	–	172-238	.723	923	11.8	117	193-2	–	–	–	1172	15.0
1972-73 (HOU)	81-65	2972	**655-1371**	.478	–	–	205-335	.746	**938**	**11.6**	178	225-1	–	–	–	**1560**	**19.3**
1973-74 (HOU)	80-**80**	**3227**	**788-1470**	**.536**	–	–	**385-454**	.848	230-487-717	9.0	250	230-0	89	–	66	**1961**	**24.5**
1974-75 (HOU)	**81-81**	**3134**	**694-1323**	**.525**	–	–	289-366	.790	184-**429**-613	7.6	236	230-1	76	–	24	**1677**	**20.7**
1975-76 (HOU)	79-79	2912	622-1202	**.517**	–	–	221-288	.767	167-499-666	8.4	188	206-1	42	–	19	1465	18.5
1976-77 (HOU)	81-**80**	**3130**	**733-1437**	**.510**	–	–	287-342	.830	172-512-684	8.4	172	198-1	57	–	27	**1753**	**21.6**
1977-78 (HOU)	23-23	849	217-417	.485	–	–	61-81	.753	40-98-138	6.0	32	63-0	15	38	5	495	21.5
1978-79 (HOU)	74-74	2641	620-1200	.517	–	–	168-221	.760	170-402-572	7.7	137	186-0	44	138	18	1408	19.0
1979-80 (HOU)	62-50	1834	370-778	.476	22-79	.278	118-147	.803	132-226-358	5.8	109	161-2	32	98	10	880	14.2
1980-81 (HOU)	52-38	1264	263-563	.467	**12-51**	**.235**	65-82	.793	78-130-208	4.0	81	121-0	19	58	6	603	11.6
TOTALS	768-631	25714	5630-11240	.501	34-130	.262	2089-2666	.784	6198	8.1	1573	1937-8	374	332	175	13383	17.4

NBA PLAYOFF STATISTICS

YEAR	G	MIN	FGM-A	PCT	3FGM-A	PCT	FTM-A	PCT	REBOUNDS OFF-DEF-TOT	REB AVG	AST	PF-D	ST	TO	BLK	TP	AVG
1975 (HOU)	**8-8**	304	**72-128**	.563	–	–	40-48	.833	22-42-**64**	**8.0**	23	17-0	1	–	4	184	23.0
1977 (HOU)	**12-12**	457	**107-212**	.505	–	–	29-37	.784	24-41-65	5.4	24	36-0	7	–	5	**243**	**20.3**
1979 (HOU)	**2-2**	64	9-23	.391	–	–	2-5	.400	7-7-14	7.0	2	1-0	1	1	1	20	10.0
1980 (HOU)	**7-1**	185	24-64	.375	1-7	.143	9-13	.692	12-28-40	5.7	10	21-1	2	14	0	58	8.3
1981 (HOU)	8-0	31	1-9	.111	0-3	.000	4-6	.667	2-4-6	0.8	0	3-0	0	2	0	6	0.6
TOTALS	37-23	1041	213-436	.489	1-10	.100	84-109	.771	67-122-189	5.1	59	78-1	11	17	8	511	13.8

Bold and underlined indicates Rockets statistical leader.

Carroll Dawson

Hometown: Alba, Texas
High School: Alba
College: Baylor ô60

"CD"

- Assistant Coach with Rockets under four Head Coaches (1980-96)
- Named Executive Vice President of Basketball/General Manager on July 26, 1996
- Only person on coaching staffs of all four Rockets teams to advance to the NBA Finals
- Inducted into the Paris Junior College Hall of Fame in 1991
- Enshrined in the Baylor University Hall of Fame in 1998
- Entered the Texas Association of Basketball Coaches Hall of Fame in 2001
- Inducted into the Texas Sports Hall of Fame in 2003
- Retired as General Manager after the 2006-07 season
- Honored with ñCarroll Dawson Tribute Nightò on April 16, 2007

Affectionately known as ñCD,ò Carroll Dawson was honored by Houston Rockets Owner Leslie Alexander with ñCarroll Dawson Tribute Nightò on April 16, 2007, where a banner bearing his name was hung from the rafters of Toyota Center in honor of Dawsonôs 27 seasons with the Rockets organization as General Manager and as an assistant coach.

Dawson completed his 11th and final campaign as General Manager of the franchise in 2006-07. Prior to moving into the front office on July 26, 1996, Dawson worked as an assistant coach under four Rockets head coaches, aiding Del Harris from 1980-83, Bill Fitch from 1983-88, Don Chaney from 1988-92 and Rudy Tomjanovich from 1992-96.

Recognized as one of the top executives in the NBA, Dawson finished second in voting for *The Sporting News* NBA Executive of the Year in 2006-07. As General Manager, Dawson showed the ability to both bolster a playoff contender with veterans and acquire emerging talent as part of a youth movement. In his first few years, he made trades for Charles Barkley and Scottie Pippen to give a team led by Hakeem Olajuwon even more experience. Dawson then helped the Rockets acquire several young talents in the following years, including Cuttino Mobley, Steve Francis and Yao Ming.

In the summer of 2005, Dawson worked with Alexander to sign Yao to a maximum-value contract extension. In the summer of 2004, Dawson changed the face of the franchise by obtaining one of the NBAôs top players in Tracy McGrady. The two-time scoring champion was acquired from Orlando in a seven-player deal that included Francis and Mobley.

Dawson holds the distinction of being the only person on the coaching staffs of all four Rockets teams that advanced to the NBA Finals, as Houston played for a championship in 1981, 1986, 1994 and 1995. He will always be known throughout the NBA for his work with frontcourt players and was credited with teaching Olajuwon his famous jump hook. Dawson coached many NBA All-Stars during his years in Houston, including Elvin Hayes, Moses Malone, Ralph Sampson and Tomjanovich.

Dawsonôs knowledge of the game was not limited to the NBA. Prior to the inaugural 1997 WNBA season, Dawson was commissioned by Alexander to help assemble the first Houston Comets team. He guided the efforts to bring Sheryl Swoopes and Cynthia Cooper to Houston, and then drafted Janeth Arcain in the WNBA Elite Draft. Dawson was also instrumental in the selection of Tina Thompson with the first pick of the Inaugural WNBA Draft. Finally, he worked with Alexander to hire Naismith Hall of Famer and WNBA All-Decade Coach Van Chancellor. Dawson served as Chancellorôs top advisor as the Comets Executive Vice President of Basketball from 1997-2006 and helped craft the four-time WNBA Champions (1997-2000).

A native Texan, Dawson hails from Alba, a town with a population of 200 that sits about 75 miles east of Dallas. As a 6-foot-5 high school center, he led Alba High School to a 44-3 record as a senior. He then went on to win Junior College All-America honors at Paris Junior College (Texas) under Head Coach Boyd Converse. After two seasons at Paris, Dawson moved on to Baylor University, where he led Bill Hendersonôs Baylor Bears in scoring and rebounding in each of his two seasons. In 1960, he averaged 16.4 points as a senior to earn All-Southwest Conference honors.

In 1963, he returned to Baylor as an assistant to Head Coach Bill Menefee. He later succeeded Menefee as head coach in 1973, remaining in that position for more than three seasons. After spending two years as a scout for the Dallas Cowboys at the call of executive Gil Brandt, Dawson started a career as a salesman for Converse Shoe Company.

Dawson has been honored with induction into the Paris Junior College Hall of Fame in 1991, the Baylor University Hall of Fame in 1998, the Texas Association of Basketball Coaches Hall of Fame in 2001, and the Texas Sports Hall of Fame in 2003. He was also named Mr. Sportsman 2005 by Interfaith Charities in Houston. In 2010, Dawson was honored as a Baylor Basketball Legend by the ôBô Association. In addition, he was named the President of the Texas Sports Hall of Fame.

Remaining with the Rockets as a Senior Consultant, Dawson resides in Houston with his wife, Sharon. Sharon has a daughter, Elizabeth, and a son, Michael.

Charles Barkley

Rick Barry


Clyde Drexler

Alex Hannum


Elvin Hayes

Moses Malone

Charles Barkley
Inducted into the Hall of Fame on Sept. 8, 2006 é ranks 23rd in the NBA in all-time scoring (23,757 points) and fifth all-time in offensive rebounds (4,260) é played with the Philadelphia 76ers, the Phoenix Suns and the Houston Rockets (1996-2000) over his 16-year NBA career é named the NBAôs Most Valuable Player for the 1992-93 season é 11-time NBA All-Star é earned All-NBA First Team on five occasions and All-NBA Second Team five times é member of the NBAôs 50th Anniversary Team.

Rick Barry
Inducted into the Hall of Fame in 1987 é ranks third in NBA history in free throw percentage (.900) é played for Houston two seasons (1978-80) after eight seasons with Golden State and four in the ABA with Oakland, Washington and New York.

Clyde Drexler
Inducted into the Hall of Fame on Sept. 10, 2004 (see pages 142-143 for further details).

Alex Hannum
Inducted into the Hall of Fame on Oct. 3, 1998 é won a combined 649 games as a coach in the NBA and ABA é was the 1964 NBA Coach of the Year (San Francisco) and the 1969 ABA Coach of the Year (Oakland) é won two NBA championships (with St. Louis in 1957-58 and with Philadelphia in 1966-67) é was head coach of the Rockets over the course of two seasons (1969-71).

Elvin Hayes
Inducted into the Hall of Fame on May 15, 1990 é the ïBig Eò was the No. 1 pick in the 1968 NBA Draft by the San Diego Rockets and spent his first four seasons with the franchise, including the teamôs first in Houston (1971-72) é finished his career with the Rockets (1981-84) after spending nine seasons with Washington é was the first to play 50,000 minutes in the NBA é is the leagueôs eighth all-time leading scorer (27,313 points) and fourth all-time leading rebounder (16,279).

Moses Malone
Inducted into the Hall of Fame on Oct. 5, 2001 (see pages 144-145 for further details).

Kevin McHale
Inducted into the Hall of Fame on Oct. 1, 1999 (see pages 12-13 for further details).

Calvin Murphy
Inducted into the Hall of Fame on May 10, 1993 (see pages 146-147 for further details).

Hakeem Olajuwon
Inducted into the Hall of Fame on Sept. 5, 2008 (see pages 148-149 for further details).

Scottie Pippen
Inducted into the Hall of Fame on Aug. 13, 2010 é played with the Chicago Bulls, the Houston Rockets (1998-99) and the Portland Trail Blazers over his 17-year NBA career é seven-time NBA All-Star won six NBA championships with the Bulls é selected one of the 50 Greatest Players in NBA history é named NBA All-Defensive First Team eight times.

Pat Riley
Inducted into the Hall of Fame on Sept. 5, 2008 é was the first draft selection in the history of the Rockets (seventh overall in 1967) é played in his first three NBA seasons with the Rockets (1967-70) é three-time NBA Coach of the Year é won five NBA championships as a head coach (four with L.A. Lakers in 1982, 1985, 1987 and 1988; one with Miami in 2005).

Kevin McHale


Calvin Murphy


Hakeem Olajuwon

Scottie Pippen


Pat Riley

Naismith Basketball Hall of Fame



Ralph Sampson

Ralph Sampson

Inducted into the Hall of Fame on Sept. 7, 2012 é played with the Houston Rockets (1983-88), the Golden State Warriors, the Sacramento Kings and the Washington Bullets é selected by Houston with the first pick of the 1983 NBA Draft and won NBA Rookie of the Year é joined Hakeem Olajuwon as the famed ñTwin Towersò that led the Rockets to the 1986 NBA Finals é four-time NBA All-Star, earning MVP of the 1985 NBA All-Star Game é was a three-time National College Player of the Year at Virginia.

Tex Winter

Fred "Tex" Winter

Inducted into the Hall of Fame on Aug. 12, 2011 é was the Rockets first head coach after the team relocated to Houston (1971-73) é architect of the famed triangle offense, or triple post, which produced nine NBA championships during his tenures with the Chicago Bulls and L.A. Lakers.

Rockets NBA Honors

NBA MVP

1979	Moses Malone
1982	Moses Malone
1994	Hakeem Olajuwon

Finals MVP

1994	Hakeem Olajuwon
1995	Hakeem Olajuwon

All-Star Game MVP

1985	Ralph Sampson

Coach of the Year

1977	Tom Nissalke
1991	Don Chaney

Rookie of the Year

1984	Ralph Sampson
2000 (tie)	Steve Francis

Defensive Player of the Year

1993	Hakeem Olajuwon
1994	Hakeem Olajuwon

Most Improved Player

2010	**Aaron Brooks**

Executive of the Year

1977	Ray Patterson

J. Walter Kennedy Citizenship

1979	Calvin Murphy
2009	Dikembe Mutombo

All-NBA

First Team

1979	Moses Malone
1982	Moses Malone
1987	Hakeem Olajuwon
1988	Hakeem Olajuwon
1989	Hakeem Olajuwon
1993	Hakeem Olajuwon
1994	Hakeem Olajuwon
1997	Hakeem Olajuwon

Second Team

1980	Moses Malone
1981	Moses Malone
1984	Ralph Sampson
1985	Ralph Sampson
1986	Hakeem Olajuwon
1990	Hakeem Olajuwon
1996	Hakeem Olajuwon
2007	Tracy McGrady
2007	Yao Ming
2009	Yao Ming

Third Team

1991	Hakeem Olajuwon
1995	Hakeem Olajuwon
1995	Clyde Drexler
1999	Hakeem Olajuwon
2004	Yao Ming
2005	Tracy McGrady
2006	Yao Ming
2008	Tracy McGrady
2008	Yao Ming
2013	**James Harden**

All-Defense

First Team

1987	Hakeem Olajuwon
1988	Hakeem Olajuwon
1988	Rodney McCray
1990	Hakeem Olajuwon
1993	Hakeem Olajuwon
1994	Hakeem Olajuwon
1999	Scottie Pippen

Second Team

1979	Moses Malone
1985	Hakeem Olajuwon
1987	Rodney McCray
1991	Hakeem Olajuwon
1996	Hakeem Olajuwon
1997	Hakeem Olajuwon
2008	Shane Battier
2009	Ron Artest
2009	Shane Battier

All-Rookie

First Team

1969	Elvin Hayes
1971	Calvin Murphy
1976	Joe C. Meriweather
1977	John Lucas
1984	Ralph Sampson
1985	Hakeem Olajuwon
2000	Steve Francis
2003	Yao Ming
2008	Luis Scola

Second Team

1984	Rodney McCray
1993	Robert Horry
1997	Matt Maloney
1999	Michael Dickerson
1999	Cuttino Mobley
2002	Eddie Griffin
2006	Luther Head
2008	Carl Landry
2012	**Chandler Parsons**

Player of the Week

Feb. 10, 1980	Rick Barry
Dec. 7, 1980	Mike Dunleavy
Mar. 15, 1981	Moses Malone
Mar. 29, 1981	Robert Reid
Feb. 8, 1982	Moses Malone
Mar. 29, 1982	Moses Malone
Nov. 14, 1988	Hakeem Olajuwon
Feb. 20, 1989	Hakeem Olajuwon
Mar. 5, 1990	Hakeem Olajuwon
Feb. 4, 1991	Otis Thorpe
Mar. 18, 1991	Kenny Smith
Jan. 17, 1993	Hakeem Olajuwon
Feb. 28, 1993	Hakeem Olajuwon
Apr. 11, 1993	Hakeem Olajuwon
Nov. 15, 1993	Hakeem Olajuwon
Mar. 21, 1994	Hakeem Olajuwon
Jan. 1, 1995	Hakeem Olajuwon
Feb. 5, 1995	Hakeem Olajuwon
Apr. 9, 1995	Clyde Drexler
Mar. 4, 1996	Hakeem Olajuwon
Nov. 10, 1996	Hakeem Olajuwon
Nov. 25, 1996	Charles Barkley
Jan. 24, 2000	Steve Francis
Jan. 16, 2001	Steve Francis
Mar. 19, 2001	Cuttino Mobley
Jan. 21, 2003	Steve Francis
Mar. 17, 2003	Steve Francis
Mar. 7, 2004	Yao Ming
Jan. 16, 2005	Tracy McGrady
Feb. 6, 2005	Tracy McGrady
Mar. 13, 2005	Tracy McGrady
Apr. 17, 2005	Tracy McGrady
Feb. 26, 2006	Yao Ming
Apr. 2, 2006	Yao Ming
Nov. 12, 2006	Yao Ming
Apr. 1, 2007	Yao Ming
Apr. 15, 2007	Tracy McGrady
Nov. 4, 2007	Tracy McGrady
Nov. 11, 2007	Yao Ming
Mar. 9, 2008	Tracy McGrady
Feb. 27, 2011	Kevin Martin
Mar. 20, 2011	Kyle Lowry
Apr. 8, 2012	Goran Dragic
Nov. 4, 2012	**James Harden**
Jan. 6, 2013	**James Harden**
Mar. 24, 2013	**James Harden**

Player of the Month

Nov. 1979	Moses Malone
Feb. 1981	Calvin Murphy
Feb. 1982	Moses Malone
Nov. 1985	Hakeem Olajuwon
Apr. 1990	Hakeem Olajuwon
Jan. 1993	Hakeem Olajuwon
Apr. 1993	Hakeem Olajuwon
Nov. 1993	Hakeem Olajuwon
Feb. 1995	Hakeem Olajuwon
Nov. 2006	Yao Ming
Jan. 2008	Yao Ming

Coach of the Month

Jan. 1987	Bill Fitch
Feb. 1991	Don Chaney
Mar. 1991	Don Chaney
Apr. 1993	Rudy Tomjanovich
Nov. 1993	Rudy Tomjanovich
Nov. 1996	Rudy Tomjanovich
Feb. 2008	Rick Adelman
Mar. 2009	Rick Adelman

Rookie of the Month

Nov. 1983	Ralph Sampson
Dec. 1983	Ralph Sampson
Jan. 1984	Ralph Sampson
Feb. 1984	Ralph Sampson
Mar. 1984	Ralph Sampson
Apr. 1984	Ralph Sampson
Dec. 1984	Hakeem Olajuwon
Feb. 1985	Hakeem Olajuwon
Mar. 1985 (tie)	Hakeem Olajuwon
Dec. 1999	Steve Francis
Mar. 2000	Steve Francis
Apr. 2000 (tie)	Steve Francis
Dec. 2002	Yao Ming
Feb. 2003	Yao Ming
Feb. 2008	Luis Scola

(Current Rockets players bolded)

Charles Barkley

Year	Site	MP	FGM-A	FTM-A	REB	AST	BL	ST	TP	
Feb. 9, 1997	Cleveland	*Injured, Did Not Play								
One Selection (One as Starter)										

Clyde Drexler

Year	Site	MP	FGM-A	FTM-A	REB	AST	BL	ST	TP	
Feb. 12, 1996	San Antonio	*19	5-8	0-0	2	3	0	3	11	
Feb. 9, 1997	Cleveland	Injured, Did Not Play								
Two Selections (One as Starter)										

Steve Francis

Year	Site	MP	FGM-A	FTM-A	REB	AST	BL	ST	TP	
Feb. 10, 2002	Philadelphia	*18	1-8	1-2	2	3	0	2	3	
Feb. 9, 2003	Atlanta	*32	9-12	0-0	2	9	0	0	20	
Feb. 15, 2004	Los Angeles	*23	6-9	0-0	4	4	0	0	13	
Three Selections (Three as Starter)		**73**	**16-29**	**1-2**	**8**	**16**	**0**	**2**	**36**	

James Harden

Year	Site	MP	FGM-A	FTM-A	REB	AST	BL	ST	TP	
Feb. 17, 2013	Houston	26	6-13	0-0	6	3	0	0	15	
One Selection										

Elvin Hayes

Year	Site	MP	FGM-A	FTM-A	REB	AST	BL	ST	TP	
Jan. 14, 1969	Baltimore	*21	4-9	3-3	5	0	-	-	11	
Jan. 20, 1970	Philadelphia	*35	9-21	6-12	15	1	-	-	24	
Jan. 12, 1971	San Diego	19	4-13	2-3	4	2	-	-	10	
Jan. 18, 1972	Los Angeles	11	1-6	2-2	2	0	-	-	4	
Four Selections (Two as Starter)		**86**	**18-49**	**13-20**	**26**	**3**	**-**	**-**	**49**	

Don Kojis

Year	Site	MP	FGM-A	FTM-A	REB	AST	BL	ST	TP	
Jan. 23, 1968	New York	10	2-5	0-0	2	1	-	-	4	
Jan. 14, 1969	Baltimore	*16	2-7	4-5	5	3	-	-	8	
Two Selections (One as Starter)		**26**	**4-12**	**4-5**	**7**	**4**	**-**	**-**	**2**	

Moses Malone

Year	Site	MP	FGM-A	FTM-A	REB	AST	BL	ST	TP	
Feb. 5, 1978	Atlanta	14	1-1	2-4	4	1	0	1	4	(East)
Feb. 4, 1979	Pontiac	*17	2-2	4-5	7	1	0	1	8	(East)
Feb. 4, 1980	Landover, MD	*31	7-12	6-12	12	2	2	1	20	(East)
Feb. 1, 1981	Cleveland	22	3-8	2-4	6	3	0	1	8	
Jan. 31, 1982	E. Rutherford	20	5-11	2-6	11	0	1	1	12	
Five Selections (Two as Starter)		**104**	**18-34**	**16-31**	**40**	**7**	**3**	**5**	**52**	

Jack Marin

Year	Site	MP	FGM-A	FTM-A	REB	AST	BL	ST	TP	
Jan. 23, 1973	Chicago	11	2-6	0-0	4	1	-	-	4	(East)
One Selection										

Tracy McGrady

Year	Site	MP	FGM-A	FTM-A	REB	AST	BL	ST	TP	
Feb. 20, 2005	Denver	*24	4-13	0-0	5	5	2	3	8	
Feb. 19, 2006	Houston	*27	15-26	2-7	0	2	0	1	36	
Feb. 18, 2007	Las Vegas	*18	3-8	0-0	3	11	0	2	8	
Three Selections (Three as Starter)		**69**	**22-47**	**2-7**	**8**	**18**	**2**	**6**	**52**	

Calvin Murphy

Year	Site	MP	FGM-A	FTM-A	REB	AST	BL	ST	TP	
Feb. 4, 1979	Pontiac	15	3-5	0-0	1	5	0	2	6	(East)
One Selection										

Rockets in All-Star Games

Hakeem Olajuwon

Year	Site	MP	FGM-A	FTM-A	REB	AST	BL	ST	TP	
Feb. 10, 1985	Indianapolis	15	2-2	2-6	5	1	2	0	6	
Feb. 9, 1986	Dallas	15	1-8	1-2	5	0	2	1	3	
Feb. 8, 1987	Seattle	*26	2-6	6-8	13	2	3	0	10	
Feb. 7, 1988	Chicago	*28	8-13	5-7	9	2	2	2	21	
Feb. 12, 1989	Astrodome	*25	5-12	2-3	7	3	2	3	12	
Feb. 11, 1990	Miami	*31	2-14	4-10	16	2	1	1	8	
Feb. 9, 1992	Orlando	20	3-6	1-2	4	2	1	2	7	
Feb. 21, 1993	Salt Lake City	21	1-5	1-3	7	1	2	2	3	
Feb. 13, 1994	Minneapolis	*30	8-15	3-6	11	2	5	2	19	
Feb. 12, 1995	Phoenix	*25	6-13	0-2	11	1	2	2	13	
Feb. 10, 1996	San Antonio	*14	2-8	0-0	3	0	0	0	4	
Feb. 9, 1997	Cleveland	*20	5-8	1-2	3	1	1	0	11	
12 Selections (Eight as Starter)		**270**	**45-110**	**26-51**	**94**	**17**	**23**	**15**	**117**	

Ralph Sampson

Year	Site	MP	FGM-A	FTM-A	REB	AST	BL	ST	TP	
Jan. 29, 1984	Denver	16	4-7	1-2	5	0	0	0	9	
Feb. 10, 1985	Indianapolis	*29	10-15	4-6	10	1	1	0	24	(MVP)
Feb. 9, 1986	Dallas	*21	7-11	2-2	4	1	0	0	16	
Feb. 8, 1987	Seattle	*Injured, Did Not Play								
Four Selections (Three as Starter)		**66**	**21-33**	**7-10**	**19**	**2**	**1**	**0**	**49**	

Otis Thorpe

Year	Site	MP	FGM-A	FTM-A	REB	AST	BL	ST	TP
Feb. 9, 1992	Orlando	4	1-1	0-0	0	0	0	0	2
One Selection									

Rudy Tomjanovich

Year	Site	MP	FGM-A	FTM-A	REB	AST	BL	ST	TP	
Jan. 15, 1974	Seattle	17	2-5	0-0	5	0	0	0	4	(East)
Jan. 14, 1975	Phoenix	14	0-3	0-0	3	0	0	0	0	(East)
Feb. 3, 1976	Philadelphia	12	1-2	0-0	3	0	0	0	2	(East)
Feb. 13, 1977	Milwaukee	22	3-9	0-0	10	1	1	1	6	(East)
Feb. 4, 1979	Pontiac	*24	6-13	0-0	6	1	0	0	12	(East)
Five Selections (One as Starter)		**89**	**12-32**	**0-0**	**27**	**2**	**1**	**1**	**24**	

Yao Ming

Year	Site	MP	FGM-A	FTM-A	REB	AST	BL	ST	TP
Feb. 9, 2003	Atlanta	*17	1-1	0-0	2	0	0	0	2
Feb. 15, 2004	Los Angeles	*18	8-14	0-0	4	1	0	0	16
Feb. 20, 2005	Denver	*22	5-9	1-2	8	5	1	0	11
Feb. 19, 2006	Houston	*19	2-5	1-2	2	1	0	1	5
Feb. 18, 2007	Las Vegas	*Injured, Did Not Play							
Feb. 17, 2008	New Orleans	*13	2-5	2-2	5	1	0	0	6
Feb. 15, 2009	Phoenix	*12	1-4	0-0	3	0	1	0	2
Feb. 20, 2011	Los Angeles	*Injured, Did Not Play							
Eight Selections (Eight as Starter)		**101**	**19-38**	**4-6**	**24**	**8**	**2**	**1**	**42**

* Indicates starter; 15 Rockets have been selected to the All-Star Game 53 times, earning 33 starts. In 13 different years, two or more Rockets were selected - 1969: Kojis, Hayes; 1979: Malone, Murphy, Tomjanovich; 1985: Olajuwon, Sampson; 1986: Olajuwon, Sampson; 1987: Olajuwon, Sampson; 1992: Olajuwon, Thorpe; 1996: Drexler, Olajuwon; 1997: Barkley, Drexler, Olajuwon; 2003: Francis, Yao; 2004: Francis, Yao; 2005: McGrady, Yao; 2006: McGrady, Yao; 2007: McGrady, Yao. In 1969, 1979, 1987, 1996, 1997, 2003, 2004, 2005, 2006 and 2007, two Rockets were voted starters.

Rockets on U.S. Teams

Olympics

1972	Tom Henderson Dwight Jones, Ed Ratleff
1976	Phil Ford
1980	Rodney McCray
1992	Charles Barkley, Clyde Drexler Scottie Pippen
1996	Charles Barkley, Hakeem Olajuwon Scottie Pippen
2000	Head Coach Rudy Tomjanovich, Vin Baker
2008	**Dwight Howard**
2012	**James Harden**

World Championships

1963	Don Kojis
1970	Cliff Meely
1974	John Lucas, Joe Meriweather
1982	Antoine Carr, Mitchell Wiggins
1986	Kenny Smith
1998	Head Coach Rudy Tomjanovich, Brad Miller, David Wood
2006	Shane Battier, **Dwight Howard**, Brad Miller

FIBA Americas Championship

2007	**Dwight Howard**

Pan American Games

1963	Don Kojis
1971	Dwight Jones
1975	Tree Rollins
1979	Ralph Sampson, Mike Woodson
1991	Tracy Murray, Walt Williams Jim Jackson, Clarence Weatherspoon
1995	Dave Jamerson

Rockets All-Decade Teams

1970s

Forward	Elvin Hayes
Forward	Rudy Tomjanovich
Center	Moses Malone
Guard	Mike Newlin
Guard	Calvin Murphy

1980s

Forward	Robert Reid
Forward	Ralph Sampson
Center	Hakeem Olajuwon
Guard	Rodney McCray
Guard	John Lucas Jr.

1990s

Forward	Mario Elie
Forward	Robert Horry
Center	Hakeem Olajuwon
Guard	Clyde Drexler
Guard	Kenny Smith

2000s

Forward	Shane Battier
Forward	Luis Scola
Center	Yao Ming
Guard	Tracy McGrady

(Names in parentheses indicate players drafted)

1967

Jan. 11 San Diego Rockets admitted as 12th NBA member.

Mar. 29 **Jack McMahon** named general manager and head coach.

May 1 In the 1967 expansion draft, the Rockets selected **John Barnhill** and **Johnny Green** (Baltimore), **Jim Barnett** and **Toby Kimball** (Boston), **Don Kojis** (Chicago), **Jon McGlocklin** and **Jim Ware** (Cincinnati), **Henry Finkel** and **John Block** (Los Angeles) and **Dave Gambee** (Philadelphia).

1968

Jan. 11 Traded **Johnny Green** to Philadelphia for cash and 1968 4th round pick (**Darryl Jones**).

May 6 In the 1968 expansion draft, the Milwaukee Bucks selected **Jon McGlocklin** and **Dave Gambee** from the Rockets and the Phoenix Suns took **John Barnhill**.

June 18 **Pete Newell** named general manager.

1969

Aug. 22 Traded **Henry Finkel** to Boston for cash.

Dec. 10 **Alex Hannum** named head coach.

1970

Apr. 15 Traded **Don Kojis** to Seattle for cash.

May 11 In the 1970 expansion draft, the Portland Trail Blazers selected **Rick Adelman** and **Pat Riley** from the Rockets and the Cleveland Cavaliers took **Bobby Smith**.

May 11 Traded **Jim Barnett** to Portland for **Larry Siegfried**.

Sept. 10 Traded **Art Williams** to Boston for 1971 5th round pick (**Greg Nelson**).

Dec. 9 Traded cash and 1971 3rd round pick (**Jackie Ridgle**) to Cleveland for **John Egan**.

1971

May 14 **Tex Winter** named head coach.

June 9 Traded 1973 2nd round pick (**Kevin Stacom**) to Chicago for **Dick Gibbs**.

June 23 Rockets move from San Diego to Houston.

July 30 Traded **Toby Kimball** to Milwaukee for cash.

Sept. 12 Traded **John Block** to Milwaukee for **Dick Cunningham**.

Nov. 9 Traded **Don Adams** and **Larry Siegfried** to Atlanta for **Jim Davis** and **John Vallely**.

Dec. 9 Traded **Curtis Perry** and 1972 1st round pick (**Russell Lee**) to Milwaukee for **Greg Smith** and 1973 3rd round pick (**E.C. Coleman**).

Dec. 10 Traded **Jim Davis** to Detroit for 1972 1st round pick (**Bob Nash**).

1972

Apr. 8 Traded 1972 1st round pick (**Bob Nash**) to Phoenix for **Otto Moore**.

May 1 **Ray Patterson** named President and General Manager.

June 23 Traded **Elvin Hayes** to Baltimore for **Jack Marin**.

Aug. 1 Traded **Stu Lantz** to Detroit for **Jimmy Walker**.

Sept. 18 Traded cash to Seattle for **Zaid Abdul Aziz**.

Sept. 19 Traded **Dick Cunningham** to Milwaukee for cash. Sent **John Gianelli** to New York for cash.

Sept. 22 Traded cash and 1973 3rd round pick (**James Lister**) to Cleveland for **Steve Hawes**.

Oct. 27 Traded **Greg Smith** to Portland for **Stan McKenzie**.

Nov. 2 Traded **Dick Gibbs** to Kansas City for cash.

1973

Jan. 21 **John Egan** named head coach.

Oct. 29 Traded **Jimmy Walker** to Kansas City for **Matt Guokas**.

Nov. 11 Traded **Otto Moore** to Kansas City for **Ron Riley**.

Feb. 1 Traded **Matt Guokas** and **Jack Marin** to Buffalo for **Kevin Kunnert** and **Dave Wohl**.

1974

May 20 In the 1974 expansion draft, the New Orleans Jazz selected **E.C. Coleman** from the Rockets.

1975

Nov. 1 The Summit (Compaq Center) opens.

Nov. 2 First Game in The Summit: Houston 104, Milwaukee 89; **Rudy Tomjanovich** scores 28 to lead the Rockets; 7,142 in attendance.

Nov. 13 Traded **Steve Hawes** to Portland for **John Johnson**.

1976

Apr. 20 **Tom Nissalke** named head coach.

June 7 Traded **Joe Meriweather** and **Gus Bailey** to Atlanta for **Dwight Jones** and exchange of 1st round picks (**Armond Hill**), giving Rockets top pick of 1976 NBA Draft (**John Lucas**).

Oct. 25 Traded 1977 1st round pick (**Wesley Cox**) and 1978 1st round pick (**Michael Ray Richardson**) and cash to Buffalo for **Moses Malone**.

1977

Jan. 8 Traded **Dave Wohl** to New Jersey for cash and 1978 4th round pick (**Jackie Robinson**).

June 9 Traded **John Johnson** to Boston for 1977 2nd round pick (**Larry Moffett**) and 1978 2nd round pick (**Buster Matheney**).

Aug. 10 Traded **Tom Owens** to Portland for **Robin Jones**.

Oct. 18 **John Johnson** returned by Commissioner Lawrence F. O'Brien with Rockets retaining Boston's 1977 and 1978 2nd round picks.

Oct. 22 Traded **John Johnson** to Seattle for 1979 2nd round pick (**Paul Mokeski**) and 1980 2nd round pick (**Billy Williams**).

Dec. 9 **Rudy Tomjanovich** suffers facial fracture at Los Angeles.

Dec. 16 Traded 1978 2nd round pick (**Rick Wilson**) and 1979 2nd round pick (**Larry Wilson**) to Atlanta for **Ron Behagen**.

Dec. 22 Traded **Ron Behagen** to Indiana for **Alonzo Bradley**.

1978

June 9 **Kevin Kunnert** signed as free agent by Boston; Houston receives cash and 1981 2nd round pick (**Ed Turner**).

June 17 Signed free agent **Rick Barry** from Golden State.

July 26 Traded **C.J. Kupec** to Milwaukee for 1979 4th round (**Sammy Drummer**).

Sept. 5 **John Lucas** and $100,000 compensation to Golden State for **Rick Barry**.

Sept. 21 Traded 1981 1st round pick (**Danny Schayes**) to New Orleans for **Slick Watts**.

1979

May 25 Rockets purchased by partnership headed by **George J. Maloof**.

June 7 **Del Harris** named head coach.

July 16 Signed free agent **Tom Henderson** from Washington; teams agree on 1980 1st round pick as compensation.

Oct. 12 Traded **Mike Newlin** to New Jersey for cash and 1980 2nd round pick (**John Stroud**).

1980

Jan. 17 Traded **John Shumate**, 1980 3rd round pick (**Lavon Mercer**) and cash to San Antonio for **Billy Paultz**.

May 28 In the 1980 expansion draft, the Dallas Mavericks selected **Alonzo Bradley** from the Rockets.

June 10 Traded 1982 2nd round pick (**Wayne Sappleton**) to Chicago for **Calvin Garrett**.

Sept. 12 **Rick Barry** retires after 14 pro seasons.

Oct. 7 Traded **Paul Mokeski** to Detroit for 1982 2nd round pick (**Richard Anderson**).

Nov. 29 **George J. Maloof**, 57, died in Albuquerque, NM.

Dec. 23 **Gavin P. Maloof**, 24, becomes president of the Rockets.

1981

June 9 Traded 1981 2nd round pick (**Charles Davis**) and 1983 2nd round pick (**Sidney Lowe**) to Washington for **Elvin Hayes**.

Oct. 2 **Rudy Tomjanovich** retires after 11 seasons with Rockets.

1982

Jan. 28 **Rudy Tomjanovich's** #45 is retired by the Rockets organization.

June 15 **Charlie Thomas** purchases the Rockets.

June 28 Traded 1982 2nd round pick (**Jeff Taylor**) to San Diego for **Joe Bryant**.

Aug. 25 NBA approves sale of Rockets to **Charlie Thomas**.

Sept. 15 Traded **Moses Malone** to Philadelphia for **Caldwell Jones** and Cleveland's 1983 1st round pick (**Rodney McCray**).

Oct. 1 **Robert Reid** retires after five seasons with Rockets.

Oct. 5 Traded 1984 2nd round pick (**Cory Blackwell**) to Seattle for **Wally Walker**.

Oct. 16 Traded free agent **Mike Dunleavy's** rights to San Antonio for 1983 2nd round pick (**Horace Owens**).

Oct. 18 Traded free agent **Bill Willoughby's** rights to San Antonio for 1985 2nd round pick (**Yvon Joseph**).

Nov. 12 Traded 1983 and 1985 2nd round draft picks (acquired from San Antonio for rights to **Mike Dunleavy** and **Bill Willoughby**) to New Jersey for **James Bailey**.

1983

Apr. 22 **Del Harris** resigns as head coach.

May 19 Rockets call heads to win coin flip for top draft pick.

June 1 **Bill Fitch** named head coach.

June 28 Rockets select **Ralph Sampson** first in college draft, **Rodney McCray** third.

Aug. 30 Signed free agent **Lewis Lloyd**; Golden State receives 1985 2nd round pick (**Bobby Lee Hurt**).

Sept. 30 Signed free agent **Phil Ford**; Milwaukee received 1984 6th round pick (**McKinley Singleton**) and cash.

Oct. 17 **Robert Reid** returns after one year absence.

1984

Mar. 17 **Calvin Murphy's** #23 is retired by the Rockets organization.

May 23 Rockets win coin flip (Portland calls tails) for top draft pick (**Hakeem Olajuwon**).

Aug. 11 Traded **Caldwell Jones** to Chicago for **Mitchell Wiggins**, 1985 2nd round pick (**Tyrone Corbin**) and 3rd round pick (**Michael Payne**).

Aug. 16 **Gary Bradley** of Austin purchases 20 percent interest in team.

Aug. 29 Traded 1985 3rd round pick (**Kenny Perry**) to L.A. Clippers for **Hank McDowell**.

Oct. 4 Traded **James Bailey** and 1985 2nd round pick (**Yvon Joseph**) to San Antonio for **John Lucas** and 1985 3rd round pick (**Sam Mitchell**).

1985

Aug. 2 Traded 1987 3rd round pick (**Sean Couch**) to Indiana for **Granville Waiters**.

1986

Oct. 9 Sign free agent **Richard Anderson**; Denver received 1988 3rd round pick (**Dwight Boyd**).

Oct. 23 Traded **Granville Waiters** to Chicago for 1989 2nd round pick (**Chucky Brown**).

Dec. 8 Traded 1989 2nd round pick (**Chucky Brown**) to Cleveland for **Dirk Minniefield**.

1987

Jan. 17 Traded 1987 1st round pick (**Joe Wolf**) and 1989 3rd round pick to L.A. Clippers for **Cedric Maxwell**.

Oct. 9 Traded 1988 2nd round pick (**Keith Smart**) to Golden State for **Lester Conner**.

Nov. 5 Traded **Dave Feitl**, non-lottery 1st round pick (**Dana Barros**, 1989) and cash to Golden State for **Purvis Short**; Gave up rights to match an offer sheet given to free agent guard **Dirk Minniefield**.

Dec. 12 Traded **Ralph Sampson** and **Steve Harris** to Golden State for **Joe Barry Carroll**, **Eric Floyd** and cash, which marked the first time that the first picks in an NBA draft had been traded for each other (Carroll 1980, Sampson 1983).

1988

June 6 **Bill Fitch** relieved as head coach.
June 13 **Don Chaney** named head coach.
June 23 In the 1988 expansion draft, the Miami Heat selected **Andre Turner** from the Rockets.
July 15 Traded **Robert Reid** and 1990 2nd round pick (**Steve Scheffler**) to Charlotte for **Bernard Thompson**.
July 19 Signed **Mike Woodson**, the Rockets first free agent signee under new collective bargaining agreement.
Aug. 1 **John Killilea** hired as assistant coach/ player personnel.
Oct. 7 Traded **Cedric Maxwell** to Washington for **Jim Grandholm**.
Oct. 11 Traded **Rodney McCray** and **Jim Petersen** to Sacramento for **Otis Thorpe**.
Nov. 2 Traded **Joe Barry Carroll** and **Lester Conner** to New Jersey for **Tim McCormick**, **Frank Johnson**, **Tony Brown** and **Lorenzo Romar**.

1989

Feb. 3 **Calvin Murphy** hired as assistant coach/ shooting and community relations.
June 15 In the 1989 expansion draft, the Orlando Magic selected **Frank Johnson** from the Rockets.
July 11 Signed **Larry Smith**.
Aug. 2 Signed **Adrian Caldwell** and **Byron Dinkins**.
Aug. 15 Traded cash to San Antonio for **Anthony Bowie**.
Aug. 17 Signed **John Lucas**, marking the fourth time he had signed with Rockets.
Sept. 11 **Steve Patterson** named General Manager. **Ray Patterson** retains title of President.
Sept. 21 Signed **Lewis Lloyd**.
Sept. 25 Signed **Mitchell Wiggins**.
Sept. 26 Signed **Chuck Nevitt**.

1990

Feb. 21 Traded cash to San Antonio for **Vernon Maxwell**.
Feb. 21 Traded **Derrick Chievous** to Cleveland for 1991 2nd round pick (**Zan Tabak**), 1992 2nd round pick (**Curtis Blair**), and 1993 2nd round pick from Boston via New Jersey (**Richard Petruska**).
Feb. 27 Signed **Lewis Lloyd** to 10-day contract.
Mar. 9 Signed **Lewis Lloyd** to a second 10-day contract.
Mar. 20 Signed **Lewis Lloyd** for remainder of season.
June 27 Traded **Alec Kessler** to Miami for rights to **Dave Jamerson** (No. 15, 1st Round) and **Carl Herrera** (No. 30, 2nd Round).
July 2 Re-signed **Eric Floyd**.
Aug. 29 **Ray Patterson** retires as President.
Sept. 1 **E.C. "Ed" Schmidt** named fourth president in franchise history.
Sept. 27 Traded **Tim McCormick** and **John Lucas** to Atlanta for **Kenny Smith** and **Roy Marble**.
Oct. 11 Signed **Dave Jamerson**.

1991

May 23 **Don Chaney** named NBA Coach of the Year; signs multi-year contract.
June 26 Traded **Keith Hughes** to Cleveland in exchange for a 1996 2nd round pick and cash.
July 1 Tendered qualifying offers to restricted free agents **Kenny Smith**, **David Wood**, **Matt Bullard** and **Kennard Winchester**; did not make a qualifying offer to **Dave Feitl**.
July 17 Assistant coaches **Carroll Dawson**, **Rudy Tomjanovich** and **John Killilea** signed to multi year extensions.
Aug. 23 Waived **Adrian Caldwell** for purpose of allowing him to sign with Cantu of Italian A1 League; he had reached an agreement with the Rockets to be released from the final year of his two-year contract.
Sept. 3 Signed **John Turner**.
Oct. 2 Signed **Carl Herrera**.
Oct. 11 Signed **Vernon Maxwell** to contract extension; also signed **Tree Rollins** and **Matt Bullard**.
Oct. 23 Re-signed **Kenny Smith**.

1992

Feb. 18 **Don Chaney** relieved as head coach; **Rudy Tomjanovich** promoted to interim head coach.
Feb. 23 **Bill Berry** hired as assistant coach.
Mar. 23 Placed **Hakeem Olajuwon** on suspended list.
Mar. 31 Activated **Hakeem Olajuwon** from suspended list.
May 20 **Rudy Tomjanovich** named head coach; **Carroll Dawson** and **Bill Berry** retained as assistants.
June 15 **Joe Ash** hired as scout and **Jim Boylen** hired as video coordinator.
July 1 Tendered qualifying offers to restricted free agents **Matt Bullard**, **Carl Herrera**, **Avery Johnson** and **David Wood**; did not extend qualifying offer to **Buck Johnson**; **Tree Rollins**, **Larry Smith** and **Buck Johnson** each became an unrestricted free agent.
July 2 Traded two future 2nd round picks (1993, 1996) to Orlando for **Greg Kite**.
July 20 Signed **Robert Horry**.
July 20 July 2 trade between Houston and Orlando rescinded due to **Greg Kite's** failure to pass Rockets physical.
Aug. 21 Waived **John Turner** for purpose of allowing him to sign with Spain's CAI Zaragoza.
Sept. 25 Traded 1995 2nd round pick to Minnesota for **Scott Brooks**.
Oct. 5 Traded **David Wood** to San Antonio for a 1995 2nd round pick.

1993

Mar. 15 **Hakeem Olajuwon** signed to a contract extension.
June 30 Selected **Sam Cassell** with 24th pick, **Richard Petruska** with 46th pick and **Marcelo Nicola** with 50th pick in 1993 NBA Draft. Acquired draft rights to **Eric Riley** from Dallas for draft rights to **Ron "Popeye" Jones**.
July 30 **Leslie L. Alexander** purchases franchise from **Charlie Thomas**.
Aug. 2 Waived **Eric Floyd**. Acquired **Mario Elie** from Portland for a 1995 2nd round pick the Rockets acquired from San Antonio for **David Wood** on Oct. 5, 1992.
Aug. 17 Signed **Sam Cassell**, **Richard Petruska** and **Eric Riley**.
Aug. 30 **Tod Leiweke** named President of franchise; **Steve Patterson** relieved of duties as General Manager.

Sept. 16 **Larry Smith** hired as assistant coach.
Oct. 7 Signed **Ashraf Amaya** and **Scott Meents**.
Nov. 1 Waived **Dave Jamerson**.
Nov. 2 Waived **Ashraf Amaya** and **Scott Meents**.
Nov. 10 Head Coach **Rudy Tomjanovich** signed to a contract extension.

1994

Jan. 31 **Tod Leiweke** resigns as President; **John Thomas** promoted to Executive Vice President of Business Operations.
Feb. 4 Acquired **Sean Elliott** from Detroit for **Robert Horry**, **Matt Bullard** and future considerations.
Feb. 6 Trade of Feb. 4 nullified due to **Sean Elliott's** not passing Rockets physical.
Apr. 1 Signed **Larry Robinson** to 10-day contract.
Apr. 12 Signed **Larry Robinson** to a second 10-day contract.
Apr. 19 Signed **Chris Jent** for the remainder of season.
Apr. 21 Signed **Earl Cureton** and **Larry Robinson** for the rest of the season.
Apr. 29 **Bob Weinhauer** hired as Vice President of Basketball Operations.
June 22 ***Rockets win first NBA Championship with 90-84 win over the New York Knicks in Game Seven of the NBA Finals.***
June 29 Selected **Albert Burditt** in the 1994 NBA Draft.
July 20 Signed 1991 2nd round pick **Zan Tabak**.
Sept. 20 Signed **Adrian Caldwell**.
Sept. 21 Signed **Tim Breaux** and **Larry Robinson**.
Oct. 4 Signed **Mario Elie** to a multi-year contract extension. Tendered a qualifying offer to **Chris Jent**.
Oct. 14 Waived **Albert Burditt** and **Larry Robinson**.
Nov. 29 Waived **Adrian Caldwell**. Signed **Pete Chilcutt**.
Dec. 1 Waived **Chris Jent**.
Dec. 12 Waived **Eric Riley**.

1995

Feb. 1 Signed **Chucky Brown** to 10-day contract.
Feb. 14 Signed **Chucky Brown** to a second 10-day contract. Acquired **Clyde Drexler** and **Tracy Murray** from the Portland Trail Blazers in exchange for **Otis Thorpe** and the 1993 2nd round draft rights of **Marcelo Nicola**.
Feb. 23 Acquired **Morlon Wiley** and a 1995 2nd round pick from the Dallas Mavericks in exchange for **Scott Brooks**.
Feb. 24 Signed **Chucky Brown** for the remainder of the season. Waived **Morlon Wiley**.
Mar. 2 Signed **Charles Jones** to 10-day contract.
Apr. 22 Signed **Charles Jones** for the remainder of the season.
June 14 ***Rockets win second consecutive NBA Championship with 113-101 win over the Orlando Magic in Game Four of the NBA Finals.***
June 25 In the 1995 expansion draft, the Toronto Raptors selected **Zan Tabak** from the Rockets.
June 28 Selected **Erik Meek** with the 41st pick of the 1995 NBA Draft.
Sept. 25 Signed **Eldridge Recasner**.
Sept. 27 Signed **Pete Chilcutt** to a contract extension.
Sept. 29 Signed **Mark Bryant**.
Oct. 3 Signed **Chucky Brown** and **Charles Jones** to multi-year contract extensions.
Oct. 5 Signed **Ricky Blanton**, **Alvin Heggs**, **Tony Watson** and **Tremaine Wingfield**.
Oct. 13 Waived **Tony Watson** and **Tremaine Wingfield**.
Oct. 16 Waived **Ricky Blanton**.
Nov. 19 Waived **Alvin Heggs**.
Nov. 27 Signed **Clyde Drexler** to a contract extension.

1996

Jan. 11 Signed Head Coach **Rudy Tomjanovich** to a multi-year contract extension.
Jan. 20 Signed **Henry James** to 10-day contract.
Jan. 30 Signed **Henry James** to a second 10-day contract.
Feb. 12 Signed **Sam Mack** to 10-day contract.
Feb. 22 Signed **Sam Mack** to a second 10-day contract.
Signed **Jaren Jackson** to 10-day contract.
Mar. 3 Signed **Sam Mack** for the remainder of the season. Signed **Jaren Jackson** to a second 10-day contract.
Mar. 5 Signed **Melvin Booker** to 10-day contract.
Mar. 13 Signed **Tracy Moore** to 10-day contract.
Mar. 15 Signed **Melvin Booker** to a second 10-day contract.
Mar. 23 Signed **Tracy Moore** to a second 10-day contract.
Mar. 27 Signed **Melvin Booker** for the remainder of the season.
Apr. 3 Signed **Tracy Moore** for the remainder of the season.
June 19 Traded **Pete Chilcutt**, **Tim Breaux**, two 1996 picks and a 1997 pick to the Vancouver Grizzlies for two 1996 draft picks and one 1997 pick.
June 26 Selected **Othella Harrington** with 30th pick, **Randy Livingston** with 42nd pick and **Terrell Bell** with the 50th pick of the 1996 NBA Draft.
June 28 Signed **Emanual Davis**.
July 15 Signed **Hakeem Olajuwon** to a contract extension.
July 16 Signed **Brent Price**. Renounced the rights to **Melvin Booker**, **Earl Cureton**, **Eldridge Recasner** and **Kenny Smith**.
July 26 **Robert Barr** promoted to Senior Executive Vice President of Basketball Affairs. **Carroll Dawson** promoted to Executive Vice President of Basketball. **Jim Boylen** promoted to Assistant Coach. **Mike Wells** promoted to Video Coordinator.
Aug. 13 Re-signed **Mario Elie**.
Aug. 19 Traded **Chucky Brown**, **Mark Bryant**, **Sam Cassell** and **Robert Horry** to the Phoenix Suns for **Charles Barkley** and a 2nd round pick in the 1999 NBA Draft. Signed **Kevin Willis**.
Aug. 28 Re-signed **Charles Jones**, **Sam Mack** and **Tracy Moore**.
Aug. 30 **Bob Weinhauer** resigns as Vice President of Basketball Operations.
Oct. 1 Signed **Matt Bullard**, **Matt Maloney**, **Joe Stephens**, **Othella Harrington**, **Randy Livingston** and **Terrell Bell**.
Oct. 30 Waived **Terrell Bell** and **Joe Stephens**.
Nov. 27 Signed **Elmer Bennett**.
Dec. 23 Waived **Elmer Bennett**.

1997

Feb. 12 Signed **Joe Stephens** to 10-day contract.
Feb. 20 NBA voided **Joe Stephens'** 10-day contract due to the league's agreement with FIBA.
Mar. 1 Signed **Sedale Threatt** for the remainder of the season. Waived **Tracy Moore**.
Mar. 3 Signed **Eddie Johnson** for the remainder of the season.
June 25 Selected **Rodrick Rhodes** with the 24th pick and **Serge Zwikker** with the 30th pick of the 1997 NBA Draft.
July 2 Re-signed **Emanual Davis**.
July 10 Signed **Rodrick Rhodes** and **Serge Zwikker**.
July 23 Re-signed **Othella Harrington**.
July 26 Signed **Joe Stephens**.
Aug. 1 Signed Head Coach **Rudy Tomjanovich** to a contract extension.
Aug. 12 Re-signed **Eddie Johnson**.
Aug. 15 Re-signed **Matt Maloney**.
Sept. 8 Re-signed **Matt Bullard**.
Oct. 1 Re-signed **Sam Mack**. Signed **Doug Brandt**.
Renounced the rights to **Sedale Threatt**.
Oct. 2 Re-signed **Randy Livingston**.
Oct. 28 Waived **Doug Brandt**. Acquired a 2nd round pick for the 1999 or 2000 NBA Draft from Vancouver in exchange for **Sam Mack**.
Oct. 30 Waived **Randy Livingston**.
Nov. 25 Signed **Charles Jones**.

1998

Mar. 18 **Clyde Drexler** announces that he will retire at the conclusion of the 1997-98 season to assume the head basketball coaching position at the University of Houston.
Apr. 19 **Moses Malone's** #24 is retired by the Rockets organization.
June 9 Traded **Kevin Willis** to the Toronto Raptors for **Roy Rogers** and two first round picks in the 1998 NBA Draft.
June 24 Selected **Michael Dickerson** with the 14th pick, **Bryce Drew** with the 16th pick, **Mirsad Turkcan** with the 18th pick and **Cuttino Mobley** with the 41st pick of the 1998 NBA Draft.
Sept. 29 **George Postolos** hired as chief operating officer.

1999

Jan. 22 Re-signed **Charles Barkley**. Traded the draft rights for **Mirsad Turkcan** to the Philadelphia 76ers for a conditional 1st round draft pick. Traded **Roy Rogers** and a 2nd round pick in the 1999 NBA Draft to the Chicago Bulls for **Scottie Pippen**.
Renounced the rights to **Emanual Davis**, **Mario Elie**, **Charles Jones**, **Joe Stephens** and **Serge Zwikker**.
Jan. 23 Re-signed **Matt Bullard**, **Othella Harrington**, **Eddie Johnson** and **Matt Maloney**. Signed free agents **Antoine Carr**, **John Coker** and **Anthony "Pig" Miller**.
Jan. 23 Signed **Michael Dickerson**, **Bryce Drew** and **Cuttino Mobley**.
Feb. 5 Signed **Stanley Roberts**.
Feb. 16 Waived **John Coker**.
Feb. 18 Rockets Head Coach **Rudy Tomjanovich** named head coach of the USA Basketball Team, which will participate in the 1999 qualification tournament for the 2000 Olympic Games.
Mar. 11 Traded **Rodrick Rhodes** to the Vancouver Grizzlies for **Sam Mack**.
June 30 Selected **Kenny Thomas** with the 22nd pick, **Tyrone Washington** with the 44th pick and **Venson Hamilton** with the 50th pick of the 1999 NBA Draft.
Aug. 11 **Robert Barr** resigns his post as Sr. Executive Vice-President of Basketball Affairs.
Aug. 13 Signed **Kenny Thomas**.
Aug. 27 Acquired the draft rights to **Steve Francis** along with **Tony Massenburg** from Vancouver and **Don MacLean** and a future 1st round pick from Orlando in a three-way, 11-player trade. In exchange for the players and draft pick, the Rockets traded **Antoine Carr**, **Michael Dickerson**, **Othella Harrington**, **Brent Price** and a future 1st round pick to Vancouver while Orlando acquired **Lee Mayberry**, **Makhtar Ndiaye**, **Rodrick Rhodes** and **Michael Smith** from Vancouver. The Grizzlies also received a future 2nd round pick from Orlando.
Sept. 1 Signed **Steve Francis**.
Sept. 2 Signed **Thomas Hamilton**.
Sept. 29 Signed **Shandon Anderson**.
Oct. 2 Traded **Scottie Pippen** to the Portland Trail Blazers for **Stacey Augmon**, **Kelvin Cato**, **Ed Gray**, **Carlos Rogers**, **Brian Shaw** and **Walt Williams**.
Oct. 4 Re-signed **Charles Barkley**.
Waived **Eddie Johnson**. **Mike Wells** promoted to Assistant Coach. **Dennis Lindsey** promoted to Director of Player Personnel.
Oct. 5 Waived **Ed Gray** and **Brian Shaw**.
Oct. 12 Waived **Stacey Augmon**.
Oct. 24 **Charles Barkley** announces that he will retire at the conclusion of the 1999-2000 season.
Oct. 28 Signed **Kelvin Cato** to a contract extension.
Nov. 1 Waived **Matt Maloney** and **Don MacLean**.
Dec. 10 Signed **Devin Gray**.

2000

Jan. 5 Waived **Devin Gray**.
Jan. 6 Signed **Anthony "Pig" Miller** to 10-day contract.
Jan. 7 Signed **Devin Gray** to 10-day contract.
Jan. 13 Signed **Bill Curley** to a 10-day contract.
Jan. 16 Signed **Anthony "Pig" Miller** to a second 10-day contract.
Jan. 17 Signed **Devin Gray** to a second 10-day contract.
Jan. 23 Signed **Bill Curley** to a second 10-day contract.
Jan. 26 Signed **Anthony "Pig" Miller** for the remainder of the season.
Jan. 27 Signed **Devin Gray** for the remainder of the season.
Feb. 3 **Clyde Drexler's** #22 is retired by the Rockets organization.
Feb. 8 Signed **Martyn "Moochie" Norris** to 10-day contract.
Feb. 18 Signed **Martyn "Moochie" Norris** to a second 10-day contract.
Feb. 28 Signed **Martyn "Moochie" Norris** for the remainder of the season.

March 4 Signed Head Coach **Rudy Tomjanovich** to a contract extension.
June 28 Selected **Joel Przybilla** with 9th pick and **Eduardo Najera** with the 38th pick in the 2000 NBA Draft. Acquired draft rights to **Jason Collier** (15th pick) and a future 1st round pick from Milwaukee for draft rights to **Joel Przybilla**. Acquired draft rights to **Dan Langhi** (31st pick) from Dallas for draft rights to **Eduardo Najera** and a future 2nd round pick.
July 17 Signed **Jason Collier** and **Dan Langhi**.
Aug. 2 Re-signed **Cuttino Mobley**.
Aug. 25 Signed **Maurice Taylor**.
Sept. 28 Acquired a conditional future 1st round pick or two future 2nd round picks from Chicago in exchange for **Bryce Drew**.
Oct. 2 Signed **Stais Boseman**, **Lorenzo Johnson** and **Rayford Young**.
Oct. 15 Waived **Lorenzo Johnson** and **Rayford Young**.
Oct. 30 Waived **Stais Boseman**.
Dec. 1 Signed General Manager **Carroll Dawson** to a multi-year contract extension.
Dec. 8 Signed **Anthony "Pig" Miller**.
Dec. 28 Waived **Anthony "Pig" Miller**.

2001

Feb. 28 Signed **Sean Colson** to 10-day contract.
Mar. 10 Signed **Sean Colson** to a second 10-day contract.
Mar. 20 Signed **Sean Colson** for the remainder of the season.
June 2 Traded the 22nd pick in the 2001 NBA Draft to Orlando in exchange for the 23rd pick. In accordance with the guidelines in the trade agreement, the Magic will accept the 18th pick in the draft from Phoenix and convey it to Houston.
June 27 Selected **Richard Jefferson** (13th pick), **Jason Collins** (18th pick) and **Brandon Armstrong** (23rd pick) in the 2001 NBA Draft. Acquired draft rights to **Eddie Griffin** (7th pick) from New Jersey for draft rights to **Jefferson**, **Collins** and **Armstrong**. Acquired draft rights to **Terence Morris** (34th pick) from Atlanta for a future 1st round pick.
July 2 Did not exercise team option on **Carlos Rogers**. In addition, **Shandon Anderson** and **Maurice Taylor** decided not to exercise player options on their contracts.
Aug. 2 Acquired a future 1st round draft pick (**Bostjan Nachbar**) and a future 2nd round draft pick (**Tito Maddox**) from Toronto in exchange for **Hakeem Olajuwon**.
Aug. 10 Acquired **Glen Rice** from the New York Knicks and the draft rights to **Kyle Hill** from the Dallas Mavericks in exchange for **Shandon Anderson**. As part of the deal, the New York Knicks receive Anderson from Houston and **Howard Eisley** from Dallas, while the Mavericks acquire **Tyrone "Muggsy" Bogues**.
Aug. 17 Finalized the trade for **Glen Rice**, with the Rockets receiving future considerations from both Dallas and New York.
Sept. 7 Exercised option on fourth year of **Steve Francis'** contract. Signed **Terence Morris**.
Sept. 10 Signed **Oscar Torres**.
Sept. 19 Signed **Eddie Griffin**. Promoted **Melvin Hunt** and **Dean Cooper** to assistant coaches.
Sept. 26 Exercised the option on the fourth year of **Kenny Thomas'** contract. Signed **Tierre Brown** and **Ike Nwankwo**.
Sept. 27 Signed **Darren Kelly**.
Sept. 29 Signed **Marc Jackson** to an offer sheet, which was later matched by Golden State.
Oct. 1 Signed **Damon Jones**.
Oct. 9 Re-signed guard **Martyn "Moochie" Norris**.
Oct. 22 Acquired **Kevin Willis** for the team's 2002 2nd round pick in a three-team trade with Denver and Milwaukee. As part of the deal, Denver received **Scott Williams** and a future 1st round draft pick from Milwaukee, while Milwaukee acquired **Aleksandar Radojevic** from Denver and Houston's draft pick.
Oct. 25 Waived **Damon Jones**, **Darren Kelly** and **Ike Nwankwo**.

2002

May 19 With **Steve Francis** serving as the team representative, the Rockets won the 2002 NBA Draft Lottery, earning the right to pick first in the 2002 NBA Draft.
June 26 Selected **Yao Ming** (1st pick), **Bostjan Nachbar** (15th pick) and **Tito Maddox** (38th pick) in the 2002 NBA Draft.
June 29 Did not exercise team option on **Oscar Torres**.
July 11 Signed **Bostjan Nachbar**.
Aug. 26 Signed **Steve Francis** to a contract extension.
Sept. 12 Signed **Tito Maddox**.
Sept. 25 Signed **Steve Goodrich** and **Pete Mickeal**.
Sept. 26 Signed **Tierre Brown** and **Oscar Torres**.
Sept. 30 Signed **Juaquin Hawkins** and **Sonny Watson**.
Oct. 1 Signed **Brandon Kurtz**.
Oct. 16 Waived **Brandon Kurtz** and **Sonny Watson**.
Oct. 21 Signed **Yao Ming**.
Oct. 24 Waived **Oscar Torres** and **Steve Goodrich**.
Oct. 25 Promoted **Keith Jones** and **Dennis Lindsey** to Vice Presidents of Basketball Operations.
Oct. 28 Waived **Tierre Brown**.
Nov. 9 **Hakeem Olajuwon's** #34 is retired by the Rockets organization.
Dec. 18 Acquired **James Posey** in a three-team trade with the Denver Nuggets and the Philadelphia 76ers. As part of the deal, the Nuggets received **Mark Bryant**, **Art Long**, and a future 1st round pick from Philadelphia and a future 2nd round pick from Houston, while the 76ers received **Kenny Thomas** from Houston.

2003

Jan. 8 Waived **Pete Mickeal**.
Mar. 16 **Rudy Tomjanovich** announced a leave of absence as head coach of the team due to bladder cancer, as assistant coach **Larry Smith** coached the Rockets for the final 17 games of the season.
May 23 **Rudy Tomjanovich** resigned as head coach.
June 11 **Jeff Van Gundy** hired as head coach.
June 26 Selected **Malick Badiane** with the 44th pick in the 2003 NBA Draft.

June 31 Extended qualifying offer to restricted free agent **James Posey** (who later signed with Memphis). Elected not to exercise the team options on **Tito Maddox** and **Terence Morris**.
July 2 **Steve Clifford**, **Andy Greer**, **Tom Thibodeau** and **Patrick Ewing** hired as assistant coaches.
July 26 Signed **Eric Piatkowski**.
Aug. 7 Signed **Adrian Griffin**.
Sept. 8 Signed **Torraye Braggs**, **Ben Davis**, **Gabe Muoneke**, **Alex Scales** and **Mike Wilks**.
Sept. 17 Signed **Peter Cornell**.
Sept. 29 Signed **Melvin Sanders** and **Guy Rucker**.
Sept. 30 Acquired **John Amaechi** and a future 2nd round pick from Utah in exchange for **Glen Rice**, future considerations and cash.
Sept. 30 Waived **Melvin Sanders** and **Guy Rucker**. Signed **Jim Jackson**.
Oct. 16 Suspended **Eddie Griffin**.
Oct. 16 Signed **Anthony "Pig" Miller**.
Oct. 17 Waived **Peter Cornell** and **Jameel Watkins**.
Oct. 23 Waived **Anthony "Pig" Miller**, **Gabe Muoneke** and **Alex Scales**.
Oct. 27 Placed **Ben Davis** (knee surgery), **Adrian Griffin** (knee surgery) and **Eric Piatkowski** (left ankle sprain) on the injured list.
Oct. 27 Placed **Eddie Griffin** on suspended list.
Oct. 28 Signed **Scott Padgett**.
Oct. 30 Played the first regular season game in Toyota Center (102-85 win vs. Denver).
Nov. 9 Signed **Alton Ford**.
Nov. 19 Waived **Alton Ford**.
Nov. 23 Waived **Torraye Braggs**.
Nov. 23 Signed **Alton Ford**.
Nov. 24 Activated **Eric Piatkowski**.
Nov. 24 Placed **Mike Wilks** (right shoulder contusion) on the injured list.
Dec. 11 Waived **Ben Davis**.
Dec. 19 Waived **Eddie Griffin**.
Dec. 23 Activated **Mike Wilks**.
Dec. 23 Placed **John Amaechi** (viral infection/ food poisoning) on the injured list.
Dec. 30 Acquired **Clarence Weatherspoon** from New York in exchange for **John Amaechi** and **Martyn "Moochie" Norris**.

2004

Jan. 7 Waived **Alton Ford**.
Jan. 15 Signed **Mark Jackson**.
Feb. 2 Suspended **Steve Francis** for one game.
Feb. 4 Activated **Adrian Griffin**.
Feb. 4 Placed **Mike Wilks** (right foot plantar fasciitis) on the injured list.
Mar. 18 Signed **Charles Oakley** to 10-day contract.
Mar. 18 Placed **Kelvin Cato** (left shoulder sprain) on the injured list.
Mar. 26 Activated **Mike Wilks**.
Mar. 26 Placed **Adrian Griffin** (right knee chondromalacia) on the injured list.
Mar. 28 Signed **Charles Oakley** to a second 10-day contract.
Apr. 6 Waived **Charles Oakley**.
June 24 Selected **Luis Flores** with 55th pick in the 2004 NBA Draft. Acquired draft rights to **Vassilis Spanoulis** (50th pick) from Dallas for draft rights to **Luis Flores**.
June 29 Acquired **Tracy McGrady**, **Juwan Howard**, **Tyronn Lue** and **Reece Gaines** from Orlando for **Steve Francis**, **Cuttino Mobley** and **Kelvin Cato**.
Aug. 9 Signed **Charlie Ward** and **Bob Sura**.
Sept. 1 Signed **Scott Padgett**.
Sept. 8 Acquired **Dikembe Mutombo** from Chicago for **Adrian Griffin**, **Eric Piatkowski** and **Mike Wilks**.
Sept. 16 Exercised the option on the fourth year of **Yao Ming's** contract.
Sept. 29 Signed **Ryan Bowen**.
Sept. 30 Signed **David Hawkins**, **Brooks Sales** and **Derrick Zimmerman**.
Oct. 25 Waived **Brooks Sales**.
Oct. 28 Waived **Derrick Zimmerman**. Signed **Andre Barrett**.
Nov. 1 Waived **David Hawkins**. Placed **Andre Barrett** (left hamstring strain), **Reece Gaines** (left foot, plantar fasciitis) and **Bob Sura** (herniated disc) on the injured list.
Nov. 23 Activated **Andre Barrett**. Placed **Ryan Bowen** (left knee tendinitis) on the injured list.
Nov. 27 Activated **Bob Sura**. Placed **Charlie Ward** (bruised right knee) on the injured list.
Dec. 2 Activated **Reece Gaines**. Placed **Tyronn Lue** (sore right knee) on the injured list.
Dec. 4 Activated **Ryan Bowen**. Placed **Bostjan Nachbar** (plantar fasciitis, left foot) on the injured list.
Dec. 15 Activated **Tyronn Lue**. Placed **Reece Gaines** (left ankle tendinitis) on the injured list.
Dec. 22 Activated **Charlie Ward**. Placed **Andre Barrett** (left patellar tendinitis) on the injured list. Activated **Bostjan Nachbar**. Placed **Ryan Bowen** (left hip contusion) on the injured list.
Dec. 23 Acquired **Jon Barry** from the Atlanta Hawks in exchange for **Tyronn Lue**.
Dec. 26 Activated **Reece Gaines**. Placed **Charlie Ward** (right knee contusion) on the injured list.
Dec. 27 Acquired **David Wesley** from the New Orleans Hornets in exchange for **Jim Jackson** and **Bostjan Nachbar**.

2005

Jan. 2 Activated **Andre Barrett** and **Ryan Bowen**. Placed **Clarence Weatherspoon** (right calf strain) on the injured list.
Jan. 16 Placed **Reece Gaines** (left ankle tendinitis) on the injured list. Signed **Brandin Knight** to 10-day contract.
Jan. 18 Activated **Clarence Weatherspoon**. Placed **Maurice Taylor** (flu) on the injured list.
Jan. 19 Signed **Rod Strickland**. Released **Brandin Knight**.
Feb. 24 Waived **Rod Strickland**.
Feb. 24 Placed **Bob Sura** (inflammation of scar tissue surrounding the vertabrae) and **Andre Barrett** (left ankle sprain) on the injured list.
Feb. 24 Acquired **Mike James** and **Zendon Hamilton** from the Milwaukee Bucks in exchange for **Reece Gaines** and two future second-round draft picks.
Feb. 24 Acquired **Vin Baker** and **Martyn "Moochie" Norris** from the New York Knicks in exchange for **Maurice Taylor**.

Feb. 24 Waived **Zendon Hamilton**.
Mar. 11 Activated **Bob Sura**. Placed **"Moochie" Norris** (left foot plantar fasciitis) on the injured list.
Mar. 19 Waived **Andre Barrett**. Signed **Torraye Braggs**.
Mar. 19 Placed **Juwan Howard** (right knee sprain) on the injured list.
June 28 Selected **Luther Head** with the 24th overall pick of the 2005 NBA Draft.
July 1 Signed **Luther Head**.
Aug. 2 Signed free agent **Stromile Swift**.
Aug. 5 Re-signed free agent **Ryan Bowen**.
Aug. 11 Re-signed free agent **Jon Barry**.
Aug. 15 Designated **Clarence Weatherspoon** for the amnesty (waiver) provision under NBA's new collective bargaining agreement. The provision allowed a team to remove a player's contract amount from the team's salary cap for purposes of calculating the luxury tax.
Aug. 23 Signed free agent **Derek Anderson**.
Aug. 26 Re-signed free agent **Dikembe Mutombo**.
Sept. 1 Signed **Yao Ming** to a multi-year contract extension.
Sept. 8 Signed free agent forward **Lonny Baxter**.
Sept. 29 **Bob Sura** underwent a successful arthroscopic procedure to remove loose particles in his right knee.
Oct. 3 Signed free agents **Dion Glover**, **Chuck Hayes** and **Keith Langford**.
Oct. 4 Acquired **Rafer Alston** from the Toronto Raptors in exchange for **Mike James**.
Oct. 7 Waived forward **Vin Baker**.
Oct. 12 Waived **Charlie Ward**.
Oct. 25 Waived **Chuck Hayes** and **Keith Langford**.
Oct. 28 Hired **Charlie Ward** as Assistant Coach/ Player Development.
Nov. 22 **Bob Sura** underwent surgery to repair a ruptured disc in his back. Announced **Dion Glover** underwent knee surgery to repair a boney defect in his right knee.
Dec. 5 Waived **Dion Glover**.
Dec. 10 Signed **Stephen Graham**.
Dec. 19 **Yao Ming** underwent successful surgery to clean out an infection in his left big toe for a condition known as osteomyelitis, which is a common inflammation of the bone caused by bacteria.
Dec. 29 Signed free agent **Josh Davis** and waived **Stephen Graham**. After receiving a special exception from the NBA due to injuries, team signed **John Lucas III**.

2006

Jan. 4 Waived **Josh Davis** and **John Lucas III**.
Jan. 8 Re-signed **John Lucas III** to 10-day contract.
Jan. 18 Signed **John Lucas III** to a second 10-day contract. After receiving another special exception from the NBA due to injuries, the Rockets also re-signed **Chuck Hayes** to 10-day contract.
Jan. 28 Signed **Chuck Hayes** for the remainder of the season. In addition, Houston's second 10-day contract for **John Lucas III** expired.
Feb. 9 Acquired **Keith Bogans** from the Charlotte Bobcats in exchange for **Lonny Baxter**.
Feb. 13 Acquired **Maciej Lampe** from the New Orleans/Oklahoma City Hornets in exchange for **"Moochie" Norris**.
Feb. 23 Acquired **Gerald Fitch** from the Miami Heat in exchange for **Derek Anderson**.
Mar. 1 Waived **Jon Barry**.
Mar. 2 Claimed **Rick Brunson** off waivers from the Seattle SuperSonics.
Mar. 6 Assigned **Gerald Fitch** to the Austin Toros of the NBA D-League.
Mar. 13 Recalled and subsequently waived **Gerald Fitch** from the Austin Toros of the NBA D-League.
Mar. 20 Claimed **Richie Frahm** off waivers from the Minnesota Timberwolves.
Apr. 3 Named **Daryl Morey** as the team's Assistant General Manager, and will assume the General Manager position after the 2006-07 season.
Apr. 14 **Yao Ming** underwent successful surgery to repair a clean break of the fifth metatarsal bone in his left foot.
Apr. 28 Agreed to a multi-year contract extension with Rockets Vice President of Basketball Operations/Player Personnel **Dennis Lindsey**.
May 30 Announced that Rockets President & CEO **George Postolos** would resign effective June 30 to found The Postolos Group, a merchant firm focused on investment opportunities in the sports and entertainment field.
June 13 Picked up the option on the contract of **Chuck Hayes**.
June 28 Selected Connecticut forward **Rudy Gay** with the eighth overall selection in the 2006 NBA Draft. Added Marquette forward **Steve Novak** in the second round with the 32nd overall pick, which was previously acquired from the New York Knicks. Acquired the draft rights to forward **Lior Eliyahu** from the Orlando Magic for cash considerations. The Magic selected Eliyahu with 44th overall selection, which was a pick acquired by Orlando from the Milwaukee Bucks.
July 12 Acquired **Shane Battier** from the Memphis Grizzlies in exchange for **Stromile Swift** and the draft rights to **Rudy Gay**.
July 14 Acquired **Kirk Snyder** from the New Orleans/Oklahoma City Hornets in exchange for cash and future draft considerations.
July 19 Signed Greek guard **Vassilis Spanoulis** to a multi-year contract.
July 26 Signed second-round draft pick **Steve Novak** to a multi-year contract.
July 28 Signed free agent **John Lucas III** to a multi-year contract.
Aug. 4 Signed free agent **Kelenna Azubuike**.
Aug. 30 Assistant Coach **Patrick Ewing** announced his resignation from the team's coaching staff, citing a desire to spend more time with his family as a primary reason for his decision.
Sept. 5 Added free agents **Casey Jacobsen** and **Matt Haryasz**.
Oct. 2 Signed free agents **Scott Padgett** and **Bonzi Wells**.
Oct. 9 **Yao Ming** had the nail removed from his left big toe.
Oct. 19 Released **Matt Haryasz**.
Oct. 24 Waived **Kelenna Azubuike**.
Oct. 27 Waived **Ryan Bowen** and **Casey Jacobsen**. Picked up the options on the contracts of **Luther Head** and **Kirk Snyder**.

Oct. 30 Houston Rockets Owner **Leslie Alexander** named **Tad Brown** as CEO of the Houston Rockets and Clutch City Sports & Entertainment.

Nov. 21 **Kirk Snyder** underwent a successful surgical procedure to repair a spiral fracture of the second metacarpal bone in his right hand.

2007

Feb. 13 Acquired **Jake Tsakalidis** from the Memphis Grizzlies in exchange for **Scott Padgett**.

Apr. 16 **Carroll Dawson** was honored by Owner **Leslie Alexander** with ñCarroll Dawson Tribute Night,ò where a banner bearing his name was hung from the rafters of Toyota Center in honor of Dawsonôs 27 seasons with the Rockets organization as General Manager and as an assistant coach.

May 10 Owner **Leslie Alexander** announced that **Daryl Morey** officially assumed his role as General Manager of the franchise. Morey took over the position from retiring General Manager **Carroll Dawson**, who remained with the Rockets as a Senior Consultant.

May 18 Announced that the Rockets and Head Coach **Jeff Van Gundy** had decided to part ways.

May 23 Owner **Leslie Alexander** named **Rick Adelman** as the 11th head coach in team history.

June 14 Acquired **Mike James** and **Justin Reed** from the Minnesota Timberwolves in exchange for **Juwan Howard**.

June 19 Announced the hiring of **Elston Turner**, **Jack Sikma**, **T.R. Dunn** and **R.J. Adelman** as assistant coaches.

June 25 Announced **Bonzi Wells** elected to opt in to the final year of his current contract. In addition, Rockets announced the signing of radio play-by-play man **Gene Peterson** and analyst **Jim Foley** to contract extensions through the 2007-08 season, which signified the final year for each as a member of the Rockets broadcast team. Peterson marks his 33rd season as the ñVoice of the Rocketsò while Foley enters his 36th year with the franchise.

June 28 Selected Oregon guard **Aaron Brooks** in the first round (26th overall) of the 2007 NBA Draft. Houston then sent a future second-round selection and cash considerations to Seattle for the draft rights to Purdue forward **Carl Landry**, who was chosen by the SuperSonics in the second round (31st overall) with a pick previously acquired from the Memphis Grizzlies. The Rockets also acquired a second-round selection (54th overall) from the Orlando Magic for cash considerations, which Houston used to draft Australian guard **Brad Newley**. The pick was originally obtained by the Magic from the Cleveland Cavaliers.

July 7 Signed first-round draft pick **Aaron Brooks** to a multi-year contract.

July 12 Obtained the draft rights to Argentinean forward **Luis Scola** along with **Jackie Butler** from San Antonio in exchange for **Vassilis Spanoulis**, a second-round pick in the 2009 NBA Draft and other considerations going to the Spurs.

July 13 Signed free agent **Mike Harris** to a non-guaranteed contract.

July 17 Signed **Luis Scola** to a contract.

July 20 Announced the signing of free agent **Steve Francis**.

July 23 **Keith Garnett** announced as Rehabilitation & Performance Coordinator/ Assistant Athletic Trainer.

July 24 Officially announced the promotion of **Anthony Nila** to equipment manager.

Aug. 3 Re-signed restricted free agent forward **Chuck Hayes**.

Aug. 8 Announced the promotions of **Dean Cooper** to Vice President of Player Personnel and **Gersson Rosas** to Director of Scouting. In addition to the promotions, the Rockets named **Phil Jabour** as Personnel Video Coordinator.

Sept. 5 Promoted **Keith Jones** to Senior Vice President of Basketball Operations/ Athletic Trainer.

Sept. 25 Announced the promotion of **Sam Hinkie** to Vice President of Basketball Operations.

Oct. 1 Re-signed free agent **Dikembe Mutombo** and signed **Carl Landry**. Rockets also announced the hiring of **Kenny Atkinson** as Director of Player Development and the addition of **Pat Zipfel** as an advance scout.

Oct. 22 Waived **Mike Harris**.

Oct. 29 Waived **Jackie Butler**, **John Lucas**, **Justin Reed** and **Bob Sura**.

Oct. 31 Picked up the option on the contract of **Luther Head**.

Nov. 11 **Steve Novak** was assigned to Houstonôs NBA Development League affiliate, Rio Grande Valley Vipers.

Dec. 6 Assigned **Aaron Brooks** to the Rio Grande Valley Vipers of the NBA D-League.

Dec. 14 Recalled **Aaron Brooks** from Rio Grande Valley of the D-League.

Dec. 16 **Steve Novak** also recalled from Rio Grande Valley of the D-League.

2008

Feb. 21 Acquired **Bobby Jackson** and **Adam Haluska** from New Orleans, as well as a second-round draft pick in the 2008 NBA Draft as part of a three-team trade between the Rockets, Hornets and Memphis Grizzlies. The trade had the Rockets sending **Mike James** and **Bonzi Wells** to the Hornets. To complete the deal, **Marcus Vinicius** was sent from New Orleans to Memphis, with the Rockets then acquiring the draft rights to **Sergei Lishouk** from the Grizzlies in exchange for the draft rights to **Malick Badiane**, who was Houstonôs second-round pick in the 2003 NBA Draft. The Rockets also acquired **Gerald Green** from the Minnesota Timberwolves in exchange for **Kirk Snyder**, Houstonôs 2010 second-round NBA Draft pick and cash considerations.

Feb. 26 Signed **Bobby Jones** to a 10-day contract and waived **Adam Haluska**. **Steve Francis** also underwent successful surgery to repair a torn quadricep tendon in his right knee.

Mar. 3 **Yao Ming** underwent successful surgery to repair a stress fracture in the tarsal navicular bone in his left foot.

Mar. 7 Signed **Justin Williams** to a 10-day contract following the expiration of a 10-day contract for **Bobby Jones**.

Mar. 8 Signed **Mike Harris** to a 10-day contract and waived **Gerald Green**.

Mar. 17 The 10-day contract for **Justin Williams** expired with the Rockets.

Mar. 18 Signed **Mike Harris** to a second 10-day contract.

Mar. 21 Signed **Loren Woods** to a 10-day contract.

Mar. 29 Signed **Mike Harris** for the remainder of the season.

Apr. 1 Rockets signed **Loren Woods** to a second 10-day contract.

Apr. 11 Rockets Owner **Leslie Alexander** honored **Hakeem "The Dream" Olajuwon** for his many contributions to the Rockets organization with the unveiling of a commissioned bronze sculpture in front of Toyota Center. The Rockets also signed **Loren Woods** for the remainder of the season.

May 6 **Tracy McGrady** underwent a pair of arthroscopic surgical procedures in order to clean out loose bodies in the joints of his left knee and left shoulder.

May 7 **Steve Francis** elected to pick up the player option on the final year of his current contract.

May 9 **Rafer Alston** underwent successful surgery to repair ligament and tendon damage in his right ankle. **Shane Battier** also underwent successful arthroscopic surgery in order to remove bone spurs in his left ankle.

June 26 In the 2008 NBA Draft, Houston traded the draft rights to **Nicolas Batum** (25th overall pick) to the Portland Trail Blazers for the draft rights to **Darrell Arthur** (27th overall pick) and **Joey Dorsey** (33rd overall pick). The Rockets then sent the draft rights for Arthur to the Grizzlies for the draft rights to **Donté Greene** (28th overall pick) and Memphisô 2009 second-round pick. Houston took **Maarty Leunen** (54th overall pick) with its own selection in the second round.

June 29 Extended qualifying offer to restricted free agent **Carl Landry**.

June 30 Picked up the option on the contract of **Steve Novak**.

July 10 Signed free agent **Brent Barry** to a two-year contract.

July 14 Signed rookie **Donté Greene** to a multi-year deal.

Aug. 6 Traded **Steve Novak** to the L.A. Clippers for future draft considerations.

Aug. 13 Waived **Loren Woods**.

Aug. 14 Acquired **Ron Artest**, **Patrick Ewing Jr.** and **Sean Singletary** from the Sacramento Kings in exchange for **Bobby Jackson**, **Donté Greene**, Houstonô 2009 first-round draft pick and other considerations.

Aug. 21 Hired **Brett Gunning** as Director of Player Development.

Aug. 25 Acquired **D.J. Strawberry** from the Phoenix Suns in exchange for **Sean Singletary**.

Aug. 28 **Chuck Hayes** underwent successful surgery to repair a broken nose sustained during a workout.

Aug. 29 Acquired draft rights to **Frederic Weis** from the New York Knicks in exchange for **Patrick Ewing Jr.**

Sept. 3 Announced the promotion of **Gersson Rosas** to Director of Player Personnel and the hiring of **Arturas Karnisovas** as Director of Global Scouting & International Affairs.

Sept. 10 Announced hirings of **Gerald Madkins** as Director of Scouting and **Shawn Respert** as Director of Player Programs.

Sept. 29 Officially matched the offer sheet to **Carl Landry** from the Charlotte Bobcats and came to terms on a contract with **Joey Dorsey**. Team also signed **Marcus Campbell** and **Von Wafer**.

Oct. 5 Waived **Marcus Campbell**.

Oct. 23 Waived **Mike Harris**.

Oct. 24 Waived **D.J. Strawberry**.

Oct. 30 Picked up the option on the contract of **Aaron Brooks**.

Dec. 16 **Leslie Alexander** and the Rockets family honored **Gene Peterson** and **Jim Foley** with a private pre-game reception and a special tribute ceremony at halftime of the Rockets-Nuggets game, which included naming Toyota Centerôs Media Center after the long-time broadcast duo. Peterson and Foley stepped aside from the microphones at the end of the 2007-08 season following an amazing 21 years together on the Rockets Radio Network.

Dec. 24 Acquired a conditional second-round pick in 2011 from the Memphis Grizzlies in exchange for **Steve Francis**, a 2009 second-round pick and cash considerations. The second-round pick going back to Memphis was originally acquired by the Rockets from the Grizzlies on 2008 NBA Draft night (6/26/08).

Dec. 26 Assigned **Joey Dorsey** to Houstonôs NBA D-League affiliate the Rio Grande Valley Vipers.

Dec. 31 Re-signed unrestricted free agent **Dikembe Mutombo**.

2009

Jan. 10 Recalled **Joey Dorsey** from Rio Grande Valley on a rehabilitation assignment.

Feb. 19 Acquired **Kyle Lowry** from Memphis and **Brian Cook** from Orlando as part of a three-team trade. The deal had the Rockets sending **Rafer Alston** to the Magic, while the Grizzlies received a first-round draft selection from Orlando in the 2009 NBA Draft along with **Adonal Foyle** and **Mike Wilks**.

Feb. 24 **Tracy McGrady** underwent season-ending microfracture surgery on his left knee.

Feb. 28 Waived **Luther Head**.

Mar. 3 Signed **James White** to a 10-day contract on a GATORADE Call-Up from the Anaheim Arsenal of the NBA D-League.

Mar. 13 Signed **James White** to a second 10-day contract.

Mar. 23 Signed **James White** to a multi-year contract.

Apr. 27 **Dikembe Mutombo** underwent successful surgery to repair a ruptured quadricep tendon in his left knee.

May 21 Picked up the option on the contracts for assistant coaches **Elston Turner**, **Jack Sikma**, **T.R. Dunn** and **R.J. Adelman**.

June 22 **Brian Cook** exercised player option on his contract for 2009-10.

June 25 Obtained the draft rights to three second-round picks in the 2009 NBA Draft, acquiring the rights to Central Florida guard **Jermaine Taylor** (32nd overall) from the Washington Wizards and Spanish guard **Sergio Llull** (34th overall) from the Denver Nuggets each in exchange for cash considerations. Also acquired the rights to Arizona forward **Chase Budinger** (44th overall) from the Detroit Pistons for a future second-round pick and cash considerations.

June 29 Became the first NBA team to enter into a single-affiliation partnership with their NBA D-League affiliate. Under terms of the agreement, the Rockets assumed responsibility of the Rio Grande Valley Vipers basketball operations while the local ownership group continued overseeing the teamâs business operations.

July 8 Signed free agent **Trevor Ariza** using the Disabled Player Exception granted by the NBA for **Yao Ming**.

July 10 Announced the hiring of **Darryl Eto** to the newly created position of Director of Strength & Conditioning.

July 14 Acquired the rights to **David Andersen** from the Atlanta Hawks in exchange for cash and future considerations.

July 21 **Yao Ming** underwent successful surgery to repair the broken bone in his left foot.

Aug. 5 Signed **Jermaine Taylor** to a multi-year contract.

Aug. 12 Came to terms on a multi-year deal with **David Andersen**.

Aug. 13 Signed **Chase Budinger** to a multi-year contract.

Sept. 3 Inked free agent **Pops Mensah-Bonsu**.

Sept. 17 Announced the promotion of **Gersson Rosas** to Vice President of Player Personnel.

Sept. 22 Traded **James White** to the Denver Nuggets in exchange for the draft rights to **Axel Hervelle**. Also signed free agent guards **Will Conroy** and **Garrett Temple**.

Sept. 25 Owner **Leslie Alexander** announced the re-signing of **Daryl Morey** as the teamâs General Manager and Managing Director of Basketball Operations.

Sept. 30 Signed **Romel Beck**.

Oct. 7 Announced Vice President of Player Personnel **Gersson Rosas** has also been named General Manager of the teamâs NBA Development League affiliate the Rio Grande Valley Vipers.

Oct. 21 Waived **Romel Beck** and **Garrett Temple**.

Oct. 22 Released **Will Conroy**.

Oct. 23 Waived **Brent Barry**.

Oct. 30 Picked up the option on the contract of **Aaron Brooks**.

Nov. 13 Assigned **Joey Dorsey** to Houstonâs single-affiliation NBA D-League partner Rio Grande Valley Vipers. Waived **Pops Mensah-Bonsu**.

Dec. 23 Signed **Mike Harris** as a GATORADE Call-Up from the D-League Rio Grande Valley Vipers.

2010

Jan. 6 Waived **Mike Harris**.

Jan. 13 Recalled **Joey Dorsey** from Rio Grande Valley.

Jan. 28 Assigned **Jermaine Taylor** to Rio Grande Valley. Signed **Will Conroy** from the Vipers to a 10-day contract.

Feb. 4 Recalled **Jermaine Taylor** from Rio Grande Valley.

Feb. 8 The 10-day contract for **Will Conroy** expired. Signed GATORADE Call-Up **Garrett Temple** from Rio Grande Valley to a 10-day contract.

Feb. 18 Acquired **Kevin Martin** and **Hilton Armstrong** from the Sacramento Kings, as well as **Jordan Hill**, **Jared Jeffries** and draft considerations from the New York Knicks as part of a three-team, nine-player trade. The Rockets traded **Tracy McGrady** to New York, while sending **Carl Landry**, **Joey Dorsey** and cash considerations to Sacramento. The 10-day contract for **Garrett Temple** expired.

Feb. 19 Re-assigned **Jermaine Taylor** to Rio Grande Valley.

Feb. 20 Waived **Brian Cook** and signed **Garrett Temple** to a second 10-day contract.

Feb. 23 Recalled **Jermaine Taylor** from Rio Grande Valley.

Mar. 2 The 10-day contract for **Garrett Temple** expired. Signed **Will Conroy** to a second 10-day contract, marking Conroyâs fifth-career GATORADE Call-Up to the NBA.

Mar. 11 The second 10-day contract for **Will Conroy** expired.

Mar. 17 Re-assigned **Jermaine Taylor** to Rio Grande Valley.

Mar. 22 Promoted **Sam Hinkie** to Executive Vice President of Basketball Operations.

Mar. 24 Recalled **Jermaine Taylor** from Rio Grande Valley. Signed **Mike Harris** from the Vipers for the remainder of the season, marking his third GATORADE Call-Up to the NBA in 2009-10.

Apr. 9 Waived **Hilton Armstrong** and signed GATORADE Call-Up **Alexander Johnson** of the D-Leagueâs Sioux Falls Skyforce for the remainder of the season.

Apr. 13 Assigned **Mike Harris** to Rio Grande Valley.

June 24 Selected Kentucky forward **Patrick Patterson** in the first round (14th overall) of the 2010 NBA Draft.

June 29 **Yao Ming** announced that he has elected to forgo the early termination option on his contract.

June 30 Extended qualifying offers to **Kyle Lowry** and **Luis Scola**. Exercised a team option to extend the contract of **Chuck Hayes** to include the 2010-11 season.

July 14 Signed **Patrick Patterson** to a multi-year deal.

July 20 Inked free agent **Brad Miller** to a multi-year contract.

July 21 Signed restricted free agent **Luis Scola** to a multi-year deal and officially matched the offer sheet that restricted free agent **Kyle Lowry** signed with the Cleveland Cavaliers on July 14.

July 28 Traded **David Andersen** to the Toronto Raptors along with cash considerations in exchange for a future second-round pick.

Aug. 11 Acquired **Courtney Lee** from the New Jersey Nets in a four-team, five-player trade that sent **Trevor Ariza** to the New Orleans Hornets.

Aug. 23 Signed free agent **Ishmael Smith**.

Aug. 25 Announced the naming of **Jason Biles** to the position of Director of Performance Rehabilitation/Associate Athletic Trainer.

Sept. 22 Signed **Antonio Anderson** and **Jordan Eglseder**.

Sept. 25 Added **Patrick Sullivan** to training camp roster.
Oct. 7 Waived **Jordan Eglseder** and **Patrick Sullivan**.
Oct. 8 Hired **David Patrick** as a Personnel Scout.
Oct. 12 Signed **Jerel McNeal** to preseason roster.
Oct. 18 Waived **Antonio Anderson**, **Mike Harris**, **Alexander Johnson** and **Jerel McNeal**.
Oct. 29 Picked up the second-year option on the contract of **Jordan Hill** and the third-year option on **Courtney Lee**.
Nov. 9 Assigned **Patrick Patterson** to Houston's single-affiliation NBA D-League partner Rio Grande Valley Vipers.
Dec. 13 Recalled **Patrick Patterson** from the Vipers.
Dec. 15 Acquired **Terrence Williams** from the New Jersey Nets in exchange for a lottery protected 2012 first-round pick, which was part of a deal involving the Rockets, Nets and L.A. Lakers. As part of the three-team trade, the Rockets also sent the Lakers the draft rights to **Sergei Lishouk**. In a separate trade, the team sent **Jermaine Taylor** and cash considerations to the Sacramento Kings for a conditional second-round draft pick.

2011

Jan. 6 **Yao Ming** underwent a successful surgical procedure to repair a stress fracture of the medial malleolus in his left ankle.
Jan. 17 Assigned **Ishmael Smith** to the Rio Grande Valley Vipers.
Jan. 24 Recalled **Ishmael Smith** from the Vipers.
Feb. 1 Re-assigned **Ishmael Smith** to the Vipers.
Feb. 7 Recalled **Ishmael Smith** from the Vipers.
Feb. 24 Acquired **Hasheem Thabeet**, **DeMarre Carroll** and a future first-round draft pick from the Memphis Grizzlies in exchange for **Shane Battier** and **Ishmael Smith**. Houston also acquired **Goran Dragic** and draft considerations from the Phoenix Suns for **Aaron Brooks**.
Feb. 25 Waived **Jared Jeffries**.
Mar. 15 **Terrence Williams** underwent a minor surgical procedure to alleviate discomfort related to a lower abdominal distress.
Mar. 21 Assigned **Hasheem Thabeet** to the Vipers.
Mar. 23 Signed **Mike Harris** to a 10-day contract.
Apr. 2 Inked **Mike Harris** to a second 10-day contract.
Apr. 11 Signed **Marcus Cousin** to a multi-year contract and assigned him to Houston's single-affiliation NBA D-League partner Rio Grande Valley. Recalled **Hasheem Thabeet** from the Vipers and waived **DeMarre Carroll**.
Apr. 13 Signed **Marqus Blakely** to a multi-year contract and the second 10-day contract for **Mike Harris** expired.
Apr. 15 **Luis Scola** underwent a successful arthroscopic procedure to remove loose bodies in his left knee.
Apr. 18 Rockets and Head Coach **Rick Adelman** mutually agreed to part ways.
June 1 Named **Kevin McHale** as the 12th head coach in team history.
June 23 Selected Kansas forward **Marcus Morris** with the 14th overall pick in the 2011 NBA Draft. Acquired from Minnesota the contract of **Jonny Flynn**, the draft rights to Lithuanian forward **Donatas Motiejunas** (20th overall pick) and the Timberwolves 2012 second-round selection in exchange for the contract of **Brad Miller**, the rights to Montenegro forward **Nikola Mirotic** (23rd overall pick), a future first-round pick and cash considerations. Selected Florida forward **Chandler Parsons** with the 38th overall pick in the 2011 NBA Draft.
June 28 Picked up the team option on the contract of **Goran Dragic**.
July 15 Hired **Kelvin Sampson** as lead assistant coach, as well as **John-Blair "J.B." Bickerstaff**, **Chris Finch** and **Brett Gunning** as assistant coaches.
July 20 **Yao Ming** announced that he has retired from the NBA.
July 29 Added **Greg Buckner** as a player development coach.
Dec. 11 Invited **Casey Mitchell** to the team's 2011 training camp.
Dec. 12 Signed first-round draft pick **Marcus Morris**. Rockets also announced that they claimed **Jeremy Lin** off waivers from the Golden State Warriors. In addition, inked training camp invitee **Ibrahim Jaaber**.
Dec. 13 Signed training camp invitees **Omar Samhan**, **Damian Saunders** and **Greg Smith**. Waived guard **Casey Mitchell**.
Dec. 15 Waived **Damian Saunders**.
Dec. 17 Signed second-round draft pick **Chandler Parsons**.
Dec. 19 Waived **Ibrahim Jaaber** and **Omar Samhan**.
Dec. 21 Signed free agent **Jeff Adrien**.
Dec. 22 Waived **Greg Smith**.
Dec. 24 Waived **Marqus Blakely**, **Marcus Cousin** and **Jeremy Lin**. Rockets also renounced the rights to **Frederic Weis**.
Dec. 26 Signed unrestricted free agent **Samuel Dalembert**.

2012

Jan. 3 Assigned **Marcus Morris** to Houston's single-affiliation NBA D-League partner Rio Grande Valley Vipers.
Feb. 7 Waived **Jeff Adrien**.
Feb. 8 Signed **Greg Smith** from Rio Grande Valley, marking the first D-League GATORADE Call-Up of his career.
Feb. 9 Assigned **Greg Smith** back to the Vipers.
Feb. 19 Recalled **Greg Smith** from Rio Grande Valley.
Feb. 20 Recalled **Marcus Morris** from the Vipers.
Mar. 15 Acquired **Marcus Camby** from the Portland Trail Blazers in exchange for **Jonny Flynn**, **Hasheem Thabeet** and a 2012 second-round pick (via Minnesota). In a separate deal, the Rockets acquired **Derek Fisher** and a 2012 first-round pick from the L.A. Lakers (via Dallas) in exchange for **Jordan Hill**.
Mar. 16 Waived **Terrence Williams**.
Mar. 17 Signed **Courtney Fortson** of the D-League's L.A. D-Fenders to a 10-day contract, marking his second GATORADE Call-Up of the season.
Mar. 19 Waived **Derek Fisher**.
Mar. 21 Re-assigned **Greg Smith** back to Rio Grande Valley.

Mar. 26 Signed **Earl Boykins** to a 10-day contract.

Mar. 27 Signed **Malcolm Thomas** of the D-League's L.A. D-Fenders to a 10-day contract, marking his second GATORADE Call-Up of the season. Rockets also inked **Courtney Fortson** for the remainder of the season.

Mar. 30 Assigned **Malcolm Thomas** to the Vipers.

Apr. 5 Inked **Earl Boykins** to a second 10-day contract. Houston also assigned **Courtney Fortson** to Rio Grande Valley.

Apr. 6 The 10-day contract for **Malcolm Thomas** expired.

Apr. 8 **Courtney Fortson** and **Greg Smith** rejoined the Rockets following the conclusion of Rio Grande Valley's season.

Apr. 12 Signed **Diamon Simpson**.

Apr. 15 Signed **Earl Boykins** for the remainder of the season.

May 1 **Kyle Lowry** underwent successful surgery to correct a sports hernia.

June 26 Acquired the 18th overall pick in the 2012 NBA Draft from the Minnesota Timberwolves in exchange for **Chase Budinger** and the draft rights to **Lior Eliyahu**. The 18th selection was a pick originally acquired by Minnesota from the Utah Jazz.

June 27 Traded up to the 12th overall pick in the 2012 NBA Draft while acquiring **Jon Brockman**, **Jon Leuer** and **Shaun Livingston** from the Milwaukee Bucks in exchange for **Samuel Dalembert**, the 14th overall pick in the 2012 NBA Draft, a future second-round pick and cash considerations.

June 28 Selected Connecticut guard/forward **Jeremy Lamb** (12th overall), Iowa State forward **Royce White** (16th overall) and Kentucky forward **Terrence Jones** (18th overall) in the 2012 NBA Draft.

June 29 Acquired the draft rights to Turkish forward **Furkan Aldemir** (53rd overall) from the L.A. Clippers as part of a four-team trade involving the Clippers, the Dallas Mavericks and the Utah Jazz.

July 6 Signed **Donatas Motiejunas** to a multi-year contract.

July 11 Acquired a future lottery pick and **Gary Forbes** from the Toronto Raptors in exchange for **Kyle Lowry**. The Rockets then agreed to a sign-and-trade with **Marcus Camby**, which sent him to the New York Knicks in exchange for **Toney Douglas**, **Josh Harrellson**, **Jerome Jordan**, second-round draft picks in 2014 and 2015, as well as cash considerations.

July 13 Waived **Luis Scola** and designated him as the team's amnesty player under the new CBA.

July 14 Inked New York Knicks restricted free agent **Jeremy Lin** to an offer sheet.

July 17 Announced the signing of **Jeremy Lin** after New York chose not to match Houston's offer sheet.

July 18 Waived **Jerome Jordan** and **Jon Leuer**.

July 20 Agreed to a sign-and-trade with **Courtney Lee**, which sent him to the Boston Celtics as part of a three-team trade. The Rockets received from Boston a Charlotte Bobcats second-round draft pick in the 2013 NBA Draft, **JaJuan Johnson**, **E'Twaun Moore** and **Sean Williams**. The pick was previously acquired by Boston via the Oklahoma City Thunder. Houston also acquired the rights to **Jon Diebler** from the Portland Trail Blazers. Houston subsequently waived **E'Twaun Moore**.

July 21 Signed Chicago Bulls restricted free agent **Omer Asik** to an offer sheet.

July 24 Added **Omer Asik** after the Chicago Bulls chose not to match Houston's offer sheet.

July 26 Announced the signing of 2012 first-round picks **Jeremy Lamb**, **Royce White** and **Terrence Jones**.

Aug. 15 Waived **Josh Harrellson**.

Aug. 20 Signed unrestricted free agent **Carlos Delfino** from the Milwaukee Bucks.

Aug. 27 Waived **Sean Williams**.

Sept. 5 Waived **Diamon Simpson**.

Sept. 6 Promoted **Gersson Rosas** to the title of Executive VP of Basketball Operations.

Sept. 7 Signed rookie free agent **Scott Machado**.

Sept. 20 Waive **Courtney Fortson**.

Sept. 24 Signed rookie free agents **Kyle Fogg** and **Demetri McCamey**.

Sept. 25 Announced the hiring of **Dean Cooper** as assistant coach, **Jesse Mermuys** as assistant coach/Director of Player Development, **Gianluca Pascucci** as Director of Player Personnel/RGV Assistant GM, and **Jason Staudt** as NBA advance scout. In addition, the Rockets promoted **Jim Paulis** to personnel scout/ RGV Director of Scouting.

Oct. 12 Waive **Kyle Fogg** and **Demetri McCamey**.

Oct. 27 Acquired **James Harden**, **Cole Aldrich**, **Daequan Cook** and **Lazar Hayward** from the Oklahoma City Thunder in exchange for **Kevin Martin**, **Jeremy Lamb** and three future draft selections.

Oct. 29 Waived **Jon Brockman**, **Gary Forbes**, **Lazar Hayward**, **JaJuan Johnson** and **Shaun Livingston**.

Oct. 31 Signed **James Harden** to a multi-year contract extension and picked up the 2013-14 options of **Marcus Morris** and **Patrick Patterson**.

Nov. 10 Coach **Kevin McHale** took an immediate leave of absence from the team to attend to a personal family matter. Assistant **Kelvin Sampson** to serve as acting head coach in McHale's absence.

Nov. 13 Assigned **Scott Machado** and **Donatas Motiejunas** to Houston's single-affiliation NBA D-League partner Rio Grande Valley Vipers.

Nov. 25 Recalled **Donatas Motiejunas** from Rio Grande Valley.

Nov. 26 Recalled **Scott Machado** from the Vipers.

Nov. 30 Assigned **Terrence Jones** and **Scott Machado** to Rio Grande Valley.

Dec. 3 Recalled **Terrence Jones** from the Vipers.

Dec. 8 Coach **Kevin McHale** rejoined the team from his leave of absence.

Dec. 14 Assigned **Terrence Jones** and **Donatas Motiejunas** to Rio Grande Valley.

Dec. 16 Recalled **Terrence Jones** from the Vipers.

Dec. 18 Recalled **Donatas Motiejunas** from Rio Grande Valley.

Dec. 22 Recalled **Scott Machado** from the Vipers.

Dec. 26 Assigned **Terrence Jones** to Rio Grande Valley.

Dec. 29 Assigned **Royce White** to the Vipers.

2013

Jan. 2 Waived **Daequan Cook** and signed free agent **James Anderson**.
Jan. 6 Suspended **Royce White** for refusing to provide services as required by his Uniform Player Contract.
Jan. 7 Waived **Scott Machado** and signed free agent **Patrick Beverley**, who was assigned to Rio Grande Valley.
Jan. 14 Recalled **Terrence Jones** and **Patrick Beverley** from the Vipers.
Jan. 16 Assigned **Terrence Jones** to Rio Grande Valley.
Jan. 22 Recalled **Terrence Jones** and assigned **Donatas Motiejunas** to the Vipers.
Jan. 26 Re-instated **Royce White**.
Jan. 28 Recalled **Donatas Motiejunas** from the Vipers.
Feb. 1 Assigned **Terrence Jones** to Rio Grande Valley.
Feb. 10 Assigned **Greg Smith** to the Vipers.
Feb. 11 **Royce White** reported to Rio Grande Valley.
Feb. 14 Recalled **Terrence Jones** and **Greg Smith** from the Vipers.
Feb. 20 Acquired **Thomas Robinson**, **Francisco Garcia** and **Tyler Honeycutt** from the Sacramento Kings in exchange for **Patrick Patterson**, **Toney Douglas** and **Cole Aldrich**.
Feb. 21 Acquired Phoenix's 2013 second-round draft pick for **Marcus Morris**.
Feb. 24 Assigned **Tyler Honeycutt** to Rio Grande Valley.
Feb. 25 Signed **Tim Ohlbrecht** from the Vipers to a multi-year deal.
Mar. 5 Recalled from Rio Grande Valley and then waived **Tyler Honeycutt**. Signed free agent **Aaron Brooks**.
Mar. 21 Assigned **Terrence Jones** to the Vipers.
Apr. 1 Recalled **Terrence Jones** from Rio Grande Valley.
Apr. 9 Assigned **Tim Ohlbrecht** to the Vipers.
June 27 Selected **Isaiah Canaan** with the 34th overall pick in the 2013 NBA Draft.
June 30 Declined the option on the contact of **Francisco Garcia** and waived **Aaron Brooks** and **Carlos Delfino**.
July 10 Acquired the draft rights to **Kostas Papanikolaou** and **Marko Todorovic**, as well as two future second-round draft picks from the Portland Trail Blazers in exchange for **Thomas Robinson**.
July 13 Traded **Royce White**, the draft rights to **Furkan Aldemir** and cash considerations to the Philadelphia 76ers for future draft considerations. Rockets also waived **James Anderson** and **Tim Ohlbrecht**.
July 13 Signed three-time NBA Defensive Player of the Year **Dwight Howard** to a four-year maximum contract.
July 14 Inked rookies **Isaiah Canaan**, **Robert Covington** and **B.J. Young**.
July 16 Signed unrestricted free agent **Omri Casspi**.
July 19 Re-signed **Aaron Brooks** and added **Reggie Williams**.
July 29 Signed unrestricted free agent **Marcus Camby**.
Aug. 2 Re-signed unrestricted free agent **Francisco Garcia** and announced the signing of **Jordan Henriquez**.
Aug. 28 Added free agent **Ronnie Brewer**.

Individual

Rockets player with 50 points
1/18/96 vs. Boston ï Hakeem Olajuwon (51)
Opponent with 50 points
2/7/11 at Denver ï Carmelo Anthony (50)

Rockets player with 40 points
2/20/13 vs. Oklahoma City ï James Harden (46)
Opponent with 40 points
12/8/12 vs. Dallas ï O.J. Mayo (40)

Rockets player with triple-double
2/2/13 vs. Charlotte ï James Harden (21 pt., 11 reb., 11 asst.)
Opponent with triple-double
4/17/13 at L.A. Lakers ï Pau Gasol (17 pt., 20 reb., 11 asst.)

Rockets player with 30 point-20 rebound game
1/28/92 vs. Minnesota ï Hakeem Olajuwon (34 pt., 23 reb.)
Opponent with 30 point-20 rebound game
2/7/09 vs. Minnesota ï Al Jefferson (36 pt., 22 reb.)

Rockets player with 20 point-20 rebound game
3/6/10 at Minnesota ï Luis Scola (25 pt., 21 reb.)
Opponent with 20 point-20 rebound game
1/3/12 at L.A. Lakers ï Andrew Bynum (21 pt., 22 reb.)

Rockets player with 30 rebounds
11/2/96 at Phoenix ï Charles Barkley (33)
Opponent with 30 rebounds
2/21/95 vs. San Antonio ï Dennis Rodman (30)

Rockets player with 20 rebounds
4/9/13 vs. Phoenix ï Omer Asik (22)
Opponent with 20 rebounds
4/17/13 at L.A. Lakers ï Pau Gasol (20)

Rockets player with 20 point-15 assist game
2/1/86 at Chicago ï John Lucas (20 pt., 15 asst.)
Opponent with 20 point-15 assist game
3/2/12 vs. Denver ï Ty Lawson (22 pt., 15 asst.)

Rockets player with 20 assists
1/25/83 vs. New Jersey ï Allen Leavell (22)
Opponent with 20 assists
3/30/96 vs. Portland ï Rod Strickland (20)

Rockets player with 15 assists
12/31/11 vs. Atlanta ï Kyle Lowry (18)
Opponent with 15 assists
3/2/12 vs. Denver ï Ty Lawson (15)

Rockets player perfect from the field (min. 8 attempts)
1/17/09 vs. Miami ï Yao Ming (12-12 FG)
Opponent perfect from the field (min. 8 attempts)
2/24/10 vs. Orlando ï Dwight Howard (11-11 FG)

Rockets player with 15-plus free throws made
3/24/13 vs. San Antonio ï James Harden (15)
Opponent with 15-plus free throws made
2/7/11 at Denver ï Carmelo Anthony (16)

Rockets player with 7-plus 3-pointers made
3/9/13 at Phoenix ï James Harden (7)
Opponent with 7-plus 3-pointers made
1/18/13 at Indiana ï Paul George (7)

Rockets player with 7-plus steals
1/5/13 at Cleveland ï James Harden (7)
Opponent with 7-plus steals
3/7/04 vs. Dallas ï Dirk Nowitzki (9)

Rockets player with 10-plus blocks
4/13/96 vs. Dallas ï Hakeem Olajuwon (10)
Opponent with 10-plus blocks
11/4/73 at L.A. Lakers ï Elmore Smith (14)

Team

Won by 40-plus points
1/28/13 at Utah (+45, 125-80)
Lost by 40-plus points
3/7/99 at Portland (-40, 71-111)

Rockets scored 150-plus points
1/10/91 at Denver (W, 156-133)
Opponent scored 150-plus points
4/11/95 vs. Dallas (L-2OT, 147-156)

Rockets scored 140-plus points
2/5/13 vs. Golden State (W, 140-109)
Opponent scored 140-plus points
4/11/95 vs. Dallas (L-2OT, 147-156)

Rockets scored 70-plus points in half
3/3/13 vs. Dallas (72, 2nd)
Opponent scored 70-plus points in half
3/27/11 at Miami (71, 1st)

Rockets scored fewer than 30 points in half
1/19/12 vs. New Orleans-OT (24, 2nd)
Opponent scored fewer than 30 points in half
4/4/08 at Seattle (25, 2nd)

Rockets had 60-plus rebounds
11/15/09 at L.A. Lakers (60)
Opponent had 60-plus rebounds
1/13/10 vs. Minnesota (65, 3OT)
2/21/95 vs. San Antonio (60, regulation)

Rockets had 40-plus assists
2/25/95 vs. Golden State (44)
Opponent had 40-plus assists
4/6/13 at Denver (40)

Rockets had 15-plus steals
11/7/12 vs. Denver (15)
Opponent had 15-plus steals
12/29/12 vs. Oklahoma City (16)

Rockets had 15-plus blocks
11/7/92 vs. Seattle (15)
Opponent had 15-plus blocks
3/24/12 vs. Dallas-OT (15)

Rockets had 3 30-point scorers in a game
2/26/10 vs. S.A. ï K. Martin (33), A. Brooks (31), L. Scola (30)
Opponent had 3 30-point scorers in a game
3/27/11 at Miami ï L. James (33), C. Bosh (31), D. Wade (30)

Rockets had 4 20-point scorers in a game
12/25/12 at Chicago ï J. Harden (26), C. Parsons (23),
O. Asik (20), J. Lin (20)
Opponent had 4 20-point scorers in a game
4/15/13 at Phoenix ï L. Scola (26), G. Dragic (21),
P.J. Tucker (21), Mark. Morris (20)

Rockets had only one player in double-digit scoring
1/9/13 at New Orleans ï James Harden (25)
Opponent had only one player in double-digit scoring
1/26/07 vs. Portland ï Zach Randolph (13)

Rockets with 3 players with a double-double
4/3/13 at Sacramento ï O. Asik (19 pt., 10 reb.),
J. Lin (15 pt., 10 asst.), T. Jones (14 pt., 12 reb.)
Opponent with 3 players with a double-double
4/1/13 vs. Orlando ï T. Harris (18 pt., 11 reb.),
B. Udrih (17 pt., 10 asst.), N. Vucevic (12 pt., 13 reb.)

Rockets with 2 players with double-digit assists
11/27/12 vs. Toronto ï James Harden (12), Jeremy Lin (10)
Opponent with 2 players with double-digit assists
4/6/13 at Denver ï Andre Iguodala (14), Andre Miller (12)

Rockets Top Draft Selections

Year	Player, College	Round	No.
1967	Pat Riley, Kentucky	1	7
1968	Elvin Hayes, Houston	1	1
1969	Bobby Smith, Tulsa	1	6
1970	Rudy Tomjanovich, Michigan	1	2
1971	Cliff Meely, Colorado	1	7
1972	John Gianelli, Pacific	2	20
1973	Ed Ratleff, Long Beach State	1	6
1974	Bobby Jones, North Carolina	1	5
1975	Joe Meriweather, Southern Illinois	1	11
1976	John Lucas, Maryland	1	1
1977	Larry Moffett, Nevada-Las Vegas	2	34
1978	Buster Matheny, Utah	2	28
1979	Lee Johnson, East Texas State	1	17
1980	John Stroud, Mississippi	2	27
1981	Ed Turner, Texas A&I	2	45
1982	Terry Teagle, Baylor	1	16
1983	Ralph Sampson, Virginia	1	1
1984	Hakeem Olajuwon, Houston	1	1
1985	Steve Harris, Tulsa	1	19
1986	Buck Johnson, Alabama	1	20
1987	Doug Lee, Purdue	2	35
1988	Derrick Chievous, Missouri	1	16
1989	None		
1990	Alec Kessler, Georgia	1	12(a)
1991	John Turner, Phillips	1	20
1992	Robert Horry, Alabama	1	11
1993	Sam Cassell, Florida State	1	24
1994	Albert Burditt, Texas	2	53
1995	Erik Meek, Duke	2	41
1996	Othella Harrington, Georgetown	2	30
1997	Rodrick Rhodes, USC	1	24
1998	Michael Dickerson, Arizona	1	14
1999	Kenny Thomas, New Mexico	1	22
2000	Joel Przybilla, Minnesota	1	9(b)
2001	Richard Jefferson, Arizona	1	15(c)
2002	Yao Ming, China	1	1
2003	Malick Badiane, Senegal	2	44
2004	Luis Flores, Manhattan	2	55(d)
2005	Luther Head, Illinois	1	24
2006	Rudy Gay, Connecticut	1	8(e)
2007	Aaron Brooks, Oregon	1	26
2008	Nicolas Batum, France	1	25(f)
2009	None		
2010	Patrick Patterson, Kentucky	1	14
2011	Marcus Morris, Kansas	1	14
2012	Jeremy Lamb, Connecticut	1	12
2013	Isaiah Canaan, Murray State	2	34

(a) Rights traded to Miami for Dave Jamerson and Carl Herrera.

(b) Rights traded to Milwaukee for the draft rights to Jason Collier and a future number one pick.

(c) Rights traded to New Jersey along with the rights to Jason Collins and Brandon Armstrong for the rights to Eddie Griffin.

(d) Rights traded to Dallas for the rights to Vassilis Spanoulis.

(e) Rights traded to Memphis along with Stromile Swift for Shane Battier.

(f) Rights traded to Portland for the rights to Darrell Arthur and Joey Dorsey. Rockets then sent the rights for Arthur to Memphis for the rights to Donté Greene and Memphisô 2009 second-round pick.

1967

Rd.	Player, College
1.	Pat Riley, Kentucky
2.	Bob Netolicky, Drake
3.	Richie Moore, Hiram Scott (NE)
3.	Nick Jones, Oregon
4.	Ron Kozlicki, Northwestern
4.	Craig Dill, Michigan
5.	Herb McPherson, Murray State
6.	Robert Cole, Saint Louis
7.	Elbert Miller, Nevada-Las Vegas
8.	Al Grundy, St. Josephôs (PA)
9.	Ron Coleman, Missouri
10.	John Duncan, Murray State
11.	Al Ratzutis, California-Western
12.	Martin Navia, New Mexico-Highlands
13.	Bob Chlupsa, Manhattan
14.	John Tolbert, South Carolina A&T

1968

1. Elvin Hayes, Houston
2. John Q. Trapp, Nevada-Las Vegas
3. Stu Lantz, Nebraska
4. Harry Barnes, Northeastern
5. Glen Combs, Virginia Tech
6. Eldridge Webb, Tulsa
7. Rick Adelman, Loyola-Marymount
8. Aaron Sellers, Jackson State
9. John Schetzsie, Ashland
10. Mike Butler, Memphis State
11. Sonny Epps, Clark (GA)
12. Ray Manning, Lane (TN)
13. Dave Miller, San Diego State
14. Chuck Caldwell, Missouri-St. Louis
15. Bill Corley, Connecticut
16. Marshall Evans, Lincoln
17. William Gaines, East Texas State
18. Hal Grant, Pepperdine

1969

1. Bobby Smith, Tulsa
2. Bernie Williams, LaSalle
3. Charles Bonaparte, Norfolk State
4. Johnny Allen, Bethune-Cookman
5. Charles Hentz, Arkansas A&M
6. Bob Tallent, George Washington
7. Lynn Shackelford, UCLA
8. Bill DeHeer, Indiana
9. Larry Cheatham, Tulsa
10. Lee Sims, Ashland
11. Justis Thigpen, Weber State
12. Raul Duarte, South Dakota State
13. Joe McBride, Augusta
14. Mike Heckman, UC Irvine
15. Jerry Nickens, Tougaloo
16. Dick Groves, San Jose State
17. Steve Howell, Ohio State
18. Joe Pridgen, North Carolina State
19. Blaine Royer, Illinois State

1970

1. Rudy Tomjanovich, Michigan
2. Calvin Murphy, Niagara
3. Curtis Perry, SW Missouri
4. Jody Finney, Ohio State
5. Jim Gilbert, Adams State
6. Mike Kretzer, East Tennessee
7. Bill Paultz, St. Johnôs
8. Don Adams, Northwestern
9. Jim Gottschall, Dayton
10. Toke Coleman, Eastern Kentucky
11. Ron Belton, Bellarmine
12. Jim Brooks, Nebraska
13. Harry Lozon, Old Dominion
14. Clyde Otis, Aurora (IL)
15. Jay Bond, Washington
16. Dean Elofson, Wayne State
17. Dennis Dickens, Azusa-Pacific
18. Jeff Cunningham, UC Irvine

1971

Rd.	Player, College
1.	Cliff Meely, Colorado
2.	Mike Newlin, Utah
3.	Tom Owens, South Carolina
4.	Rudy Benjamin, Michigan State
5.	Greg Nelson, Jacksonville
6.	Gary Reist, Rice
7.	Eric Hill, Minnesota
8.	Rick Katherman, Duke
9.	Willie Cherry, Denver
10.	Calvin Oliver, Pan American
11.	Doug Rex, UC Santa Barbara
12.	Chris Schrobilgen, Southern Cal
13.	Lee McCullough, Indiana State (PA)
14.	Gene Robertson, Canisius
15.	Bill Quigg, Gonzaga
16.	Leonard Jackson, Oregon
17.	Steve Sims, Pepperdine
18.	Carlos Quintinar, Mexico
19.	Gary Schneider, San Diego State

1972

2. John Gianelli, Pacific
3. Eric McWilliams, Long Beach State
4. Wil Robinson, West Virginia
5. James Silas, Stephen F. Austin
6. Mike Collins, Seattle
7. Mike Jackson, Los Angeles State
8. Henry Harris, Auburn

1973

1. Ed Ratleff, Long Beach State
2. E.C. Coleman, Houston Baptist
4. Lee Colburn, South Dakota State
5. Gary Rhoades, Colorado State
6. Tom Peck, Wisconsin-Eau Claire
8. John Thomas, Missouri Southern

1974

1. Bobby Jones, North Carolina
2. Gus Bailey, Texas-El Paso
3. Robert Wilson, Iowa State
4. Larry Robinson, Texas
5. Owen Wells, Detroit
6. Lawrence Johnson, Prairie View A&M
7. Kevin Fitzgerald, Oklahoma State
8. Steve Brooks, Arkansas State
9. Ken Stallings, Missouri-Rolla
10. Marcus Washington, Marquette

1975

1. Joe Meriweather, Southern Illinois
2. Jim Blanks, Garner-Webb
3. Rudy White, Arizona State
4. Ken Smith, Tulsa
5. Rick Whitlow, Illinois State
6. William Johnson, Texas Tech
7. Nate Barnett, Akron
8. Leon Johnson, Centenary

1976

1. John Lucas, Maryland
2. Phil Hicks, Tulane
3. Barnes Hauptfuhrer, Princeton
4. Hercle Ivy, Iowa State
5. David Marrs, Houston
6. Robert Paige, Houston Baptist
7. Barry Davis, Texas A&M
8. Dan Krueger, Texas

1977

2. Larry Moffett, Nevada-Las Vegas
2. Robert Reid, St. Mary's (TX)
3. Phil Bond, Louisville
4. Rocky Smith, Oregon State
5. Ed Thompson, Idaho State

1978

2. Buster Matheny, Utah
3. Billy Ray Bates, Kentucky State
4. Jackie Robinson, Nevada-Las Vegas
4. Joel Thompson, Michigan
5. Gary Goodney, Texas
6. Eddie Joe Chavez, Santa Clara
7. Stan Stewart, Loyola-Marymount

1979

1. Lee Johnson, East Texas State
2. Paul Mokeski, Kansas
3. Ricardo Brown, Pepperdine
4. Sammy Drummer, Georgia Tech
4. Lionel Green, Louisiana State
5. Allen Leavell, Oklahoma City

1980

2. John Stroud, Mississippi
2. Terry Stotts, Oklahoma
2. Billy Williams, Clemson
4. Dean Hunger, Utah State
5. Albert Jones, New Mexico State
6. Everette Jefferson, New Mexico
7. Joe Nehls, Arizona
8. Rosie Barnes, Bowling Green

1981

2. Ed Turner, Texas A&I
4. Larry Spriggs, Howard
5. Hasan Houston, Bradley
6. Fred Cowan, Kentucky
7. Joe Faine, Bowling Green
8. Stanley Brewer, West Georgia

1982

1. Terry Teagle, Baylor
2. Jeff Taylor, Texas Tech
3. Chuck Nevitt, North Carolina State
4. Andrew Gaddy, George Mason
5. Jeff Schneider, Virginia Tech
6. Donald Wilson, NE Louisiana
7. Mike Helms, Wake Forest
8. Dan Callandrillo, Seton Hall

1983

1. Ralph Sampson, Virginia
1. Rodney McCray, Louisville
3. Craig Ehlo, Washington State
4. Darrell Browder, Texas Christian
5. Chuck Barnett, Oklahoma
6. Jim Stack, Northwestern
7. Brian Kellerman, Idaho
8. Jeff Boldring, Arkansas State
9. James Campbell, Oklahoma State

1984

Rd.	Player, College
1.	Hakeem Olajuwon, Houston
3.	Jim Petersen, Minnesota
4.	Willie Jackson, Centenary
5.	Al McClain, New Hampshire
7.	Joedy Gardner, Long Beach State
8.	Greg Wolff, Angelo State
9.	Bill Coon, Presbyterian
10.	Robert Turner, Canisius

1985
1. Steve Harris, Tulsa
2. Sam Mitchell, Mercer
3. Michael Payne, Iowa
4. Michael Brooks, Tennessee
6. Sam Potter, Oral Roberts
7. Don Turney, Marshall

1986
1. Buck Johnson, Alabama
2. Dave Feitl, Texas-El Paso
3. Anthony Bowie, Oklahoma
4. Conner Henry, UC Santa Barbara
5. Andrew Banks, Iowa
6. Robert Worthy, Dyke (OH)
7. Rick Olson, Wisconsin

1987
2. Doug Lee, Purdue
4. Joe Niego, Lewis (IL)
5. Andre LaFleur, Northeastern
6. Fred Jenkins, Tennessee
7. Clarence Grier, Campbell

1988
1. Derrick Chievous, Missouri

1989
None

1990
1. Alec Kessler, Georgia

1991
1. John Turner, Phillips
2. Keith Hughes, Rutgers
2. Zan Tabak, Croatia

1992
1. Robert Horry, Alabama
2. Ron ñPopeyeò Jones, Murray State
2. Curtis Blair, Richmond

1993
1. Sam Cassell, Florida State
2. Richard Petruska, UCLA
2. Marcelo Nicola, Argentina

1994
2. Albert Burditt, Texas

1995
2. Erik Meek, Duke

1996
2. Othella Harrington, Georgetown
2. Randy Livingston, Louisiana State
2. Terrell Bell, Georgia

1997
1. Rodrick Rhodes, Southern California
2. Serge Zwikker, North Carolina

1998
1. Michael Dickerson, Arizona
1. Bryce Drew, Valparaiso
1. Mirsad Turkcan, Turkey
2. Cuttino Mobley, Rhode Island

1999
1. Kenny Thomas, New Mexico
2. Tyrone Washington, Mississippi State
2. Venson Hamilton, Nebraska

2000
1. Joel Przybilla, Minnesota
2. Eduardo Najera, Oklahoma

2001
1. Richard Jefferson, Arizona
1. Jason Collins, Stanford
1. Brandon Armstrong, Pepperdine

2002
1. Yao Ming, China
1. Bostjan Nachbar, Slovenia
2. Tito Maddox, Fresno State

2003
2. Malick Badiane, Senegal

2004
2. Luis Flores, Manhattan

2005
1. Luther Head, Illinois

2006
1. Rudy Gay, Connecticut
2. Steve Novak, Marquette

2007
1. Aaron Brooks, Oregon
2. Brad Newley, Australia

2008
1. Nicolas Batum, France
2. Maarty Leunen, Oregon

2009
None

2010
1. Patrick Patterson, Kentucky

2011
1. Marcus Morris, Kansas
1. Nikola Mirotic, Montenegro
2. Chandler Parsons, Florida

2012
1. Jeremy Lamb, Connecticut
1. Royce White, Iowa State
1. Terrence Jones, Kentucky

2013
2. Isaiah Canaan, Murray State

Rockets Starting Lineups

(Number of Games Started in Parentheses)

First Game	1967-68	Last Game
Johnny Green	F	Dave Gambee
Don Kojis	F	Toby Kimball
John Block	C	Henry Finkel
John Barnhill	G	John Barnhill
Jon McGlocklin	G	Jim Barnett

First Game	1968-69	Last Game
John Block	F	John Block
Don Kojis	F	Don Kojis
Elvin Hayes	C	Elvin Hayes
Jim Barnett	G	Rick Adelman
Pat Riley	G	Stu Lantz

First Game	1969-70	Last Game
John Block	F	John Block
Don Kojis	F	Toby Kimball
Elvin Hayes	C	Elvin Hayes
Stu Lantz	G	Stu Lantz
Art Williams	G	Pat Riley

First Game	1970-71	Last Game
John Block	F	Don Adams
Toby Kimball	F	John Trapp
Elvin Hayes	C	Elvin Hayes
Stu Lantz	G	Stu Lantz
Larry Siegfried	G	Larry Siegfried

First Game	1971-72	Last Game
Don Adams	F	Greg Smith
Rudy Tomjanovich	F	Rudy Tomjanovich
Elvin Hayes	C	Elvin Hayes
Stu Lantz	G	Stu Lantz
Larry Siegfried	G	Calvin Murphy

First Game	1972-73	Last Game
Jack Marin	F	Jack Marin
Rudy Tomjanovich	F	Rudy Tomjanovich
Otto Moore	C	Otto Moore
Mike Newlin	G	Mike Newlin
Jimmy Walker	G	Jimmy Walker

First Game	1973-74	Last Game
Jack Marin	F	Ron Riley
Rudy Tomjanovich	F	Rudy Tomjanovich
Otto Moore	C	Zaid Abdul-Aziz
Calvin Murphy	G	Calvin Murphy
Mike Newlin	G	Ed Ratleff

First Game	1974-75	Last Game
Cliff Meely	F	Ed Ratleff
Rudy Tomjanovich	F	Rudy Tomjanovich
Zaid Abdul-Aziz	C	Kevin Kunnert
Mike Newlin	G	Mike Newlin
Dave Wohl	G	Calvin Murphy

First Game	1975-76	Last Game
Ed Ratleff	F	Ed Ratleff
Rudy Tomjanovich	F	Rudy Tomjanovich
Kevin Kunnert	C	Kevin Kunnert
Calvin Murphy	G	Calvin Murphy
Mike Newlin	G	Mike Newlin

First Game	1976-77	Last Game
John Johnson	F	Moses Malone
Rudy Tomjanovich	F	Rudy Tomjanovich
Kevin Kunnert	C	Kevin Kunnert
Calvin Murphy	G	Calvin Murphy
Mike Newlin	G	John Lucas

First Game	1977-78	Last Game
Moses Malone	F	Alonzo Bradley
Rudy Tomjanovich	F	Robert Reid
Kevin Kunnert	C	Kevin Kunnert
John Lucas	G	John Lucas
Calvin Murphy	G	Calvin Murphy

First Game	1978-79	Last Game
Rick Barry	F	Rick Barry
Rudy Tomjanovich	F	Rudy Tomjanovich
Moses Malone	C	Moses Malone
Robert Reid	G	Mike Newlin
Calvin Murphy	G	Calvin Murphy

First Game	1979-80	Last Game
Robert Reid	F	Robert Reid
Rudy Tomjanovich	F	Billy Paultz
Moses Malone	C	Moses Malone
Tom Henderson	G	Tom Henderson
Calvin Murphy	G	Calvin Murphy

First Game	1980-81	Last Game
Robert Reid	F	Robert Reid
Rudy Tomjanovich	F	Billy Paultz
Moses Malone	C	Moses Malone
Tom Henderson	G	Tom Henderson
Calvin Murphy	G	Mike Dunleavy

Rockets Starting Lineups

First Game	1981-82	Last Game
Elvin Hayes	F	Elvin Hayes
Robert Reid	F	Robert Reid
Moses Malone	C	Moses Malone
Mike Dunleavy	G	Tom Henderson
Tom Henderson	G	Allen Leavell

First Game	1982-83	Last Game
Elvin Hayes	F	Elvin Hayes
Wally Walker	F	Wally Walker
Caldwell Jones	C	Caldwell Jones
Joe Bryant	G	Allen Leavell
Allen Leavell	G	Terry Teagle

First Game	1983-84	Last Game
Caldwell Jones	F	Rodney McCray
Wally Walker	F	Ralph Sampson
Ralph Sampson	C	Elvin Hayes
Phil Ford	G	Phil Ford
Lewis Lloyd	G	Lewis Lloyd

First Game	1984-85	Last Game
Rodney McCray	F	Rodney McCray
Ralph Sampson	F	Ralph Sampson
Hakeem Olajuwon	C	Hakeem Olajuwon
Lewis Lloyd	G	Lewis Lloyd
John Lucas	G	Lionel Hollins

First Game	1985-86	Last Game
Rodney McCray	F	Rodney McCray (82)
Ralph Sampson	F	Hakeem Olajuwon (68)
Hakeem Olajuwon	C	Ralph Sampson (76)
Lewis Lloyd	G	Lewis Lloyd (82)
John Lucas (65)	G	Robert Reid (5)

First Game	1986-87	Last Game
Rodney McCray	F	Rodney McCray (81)
Jim Petersen	F	Jim Petersen (56)
Hakeem Olajuwon	C	Hakeem Olajuwon (75)
Allen Leavell	G	Allen Leavell (11)
Mitchell Wiggins (19)	G	Robert Reid (63)

First Game	1987-88	Last Game
Buck Johnson (2)	F	Rodney McCray (80)
Ralph Sampson (19)	F	Joe Barry Carroll (30)
Hakeem Olajuwon	C	Hakeem Olajuwon (79)
Steve Harris (10)	G	Robert Reid (31)
Allen Leavell (54)	G	Eric Floyd (55)

First Game	1988-89	Last Game
Buck Johnson	F	Buck Johnson (51)
Otis Thorpe	F	Otis Thorpe (82)
Hakeem Olajuwon	C	Hakeem Olajuwon (82)
Eric Floyd	G	Eric Floyd (82)
Mike Woodson	G	Mike Woodson (79)

First Game	1989-90	Last Game
Buck Johnson	F	Buck Johnson (82)
Otis Thorpe	F	Otis Thorpe (82)
Hakeem Olajuwon	C	Hakeem Olajuwon (82)
Eric Floyd	G	Eric Floyd (73)
Mitchell Wiggins (52)	G	Vernon Maxwell (10)

First Game	1990-91	Last Game
David Wood (13)	F	Buck Johnson (70)
Otis Thorpe	F	Otis Thorpe (82)
Hakeem Olajuwon	C	Hakeem Olajuwon (50)
Kenny Smith	G	Kenny Smith (78)
Mike Woodson (3)	G	Vernon Maxwell (79)

First Game	1991-92	Last Game
Matt Bullard (7)	F	Buck Johnson (69)
Otis Thorpe	F	Otis Thorpe (82)
Hakeem Olajuwon	C	Hakeem Olajuwon (69)
Vernon Maxwell	G	Vernon Maxwell (80)
Sleepy Floyd (3)	G	Kenny Smith (80)

First Game	1992-93	Last Game
Matt Bullard (4)	F	Carl Herrera (12)
Robert Horry (79)	F	Otis Thorpe (69)
Hakeem Olajuwon	C	Hakeem Olajuwon (82)
Vernon Maxwell (68)	G	Winston Garland (4)
Kenny Smith	G	Kenny Smith (82)

First Game	1993-94	Last Game
Robert Horry	F	Robert Horry (81)
Otis Thorpe	F	Otis Thorpe (82)
Hakeem Olajuwon	C	Hakeem Olajuwon (80)
Vernon Maxwell (73)	G	Sam Cassell (6)
Kenny Smith	G	Kenny Smith (78)

First Game	1994-95	Last Game
Robert Horry	F	Robert Horry (81)
Otis Thorpe (35)	F	Chucky Brown (14)
Hakeem Olajuwon (72)	C	Pete Chilcutt (17)
Vernon Maxwell (54)	G	Clyde Drexler (34)
Kenny Smith	G	Kenny Smith (81)

Rockets Starting Lineups

First Game	1995-96	Last Game
Robert Horry (71)	F	Mario Elie (16)
Chucky Brown	F	Chucky Brown (82)
Hakeem Olajuwon	C	Hakeem Olajuwon (72)
Clyde Drexler (51)	G	Sam Mack (20)
Kenny Smith	G	Kenny Smith (56)

First Game	1996-97	Last Game
Mario Elie (77)	F	Eddie Johnson (2)
Kevin Willis (32)	F	Charles Barkley (53)
Hakeem Olajuwon	C	Hakeem Olajuwon (78)
Clyde Drexler	G	Clyde Drexler (62)
Matt Maloney	G	Matt Maloney (82)

First Game	1997-98	Last Game
Mario Elie	F	Mario Elie (59)
Kevin Willis	F	Othella Harrington (3)
Hakeem Olajuwon (45)	C	Kevin Willis (74)
Clyde Drexler	G	Clyde Drexler (70)
Matt Maloney	G	Matt Maloney (78)

First Game	1998-99	Last Game
Scottie Pippen	F	Scottie Pippen (50)
Charles Barkley	F	Charles Barkley (40)
Hakeem Olajuwon	C	Hakeem Olajuwon (50)
Michael Dickerson	G	Michael Dickerson (50)
Matt Maloney (7)	G	Cuttino Mobley (37)

First Game	1999-00	Last Game
Walt Williams	F	Walt Williams (66)
Charles Barkley (18)	F	Kenny Thomas (29)
Hakeem Olajuwon (28)	C	Kelvin Cato (32)
Shandon Anderson	G	Shandon Anderson (82)
Steve Francis	G	Steve Francis (77)

First Game	2000-01	Last Game
Walt Williams (31)	F	Shandon Anderson (82)
Maurice Taylor (69)	F	Matt Bullard (5)
Hakeem Olajuwon	C	Hakeem Olajuwon (55)
Shandon Anderson	G	Cuttino Mobley (49)
Steve Francis	G	Steve Francis (79)

First Game	2001-02	Last Game
Glen Rice (20)	F	Terence Morris (12)
Kenny Thomas	F	Kenny Thomas (71)
Kelvin Cato	C	Kelvin Cato (73)
Cuttino Mobley (74)	G	Oscar Torres (13)
Steve Francis (56)	G	Tierre Brown (1)

First Game	2002-03	Last Game
Cuttino Mobley	F	James Posey (47)
Eddie Griffin	F	Eddie Griffin (66)
Kelvin Cato (5)	C	Yao Ming (72)
ñMoochieò Norris (3)	G	Cuttino Mobley (73)
Steve Francis	G	Steve Francis (81)

First Game	2003-04	Last Game
Jim Jackson	F	Bostjan Nachbar (3)
Kelvin Cato (67)	F	Scott Padgett (5)
Yao Ming	C	Yao Ming (82)
Cuttino Mobley (80)	G	Jim Jackson (80)
Steve Francis (79)	G	Mark Jackson (3)

First Game	2004-05	Last Game
Jim Jackson (24)	F	Ryan Bowen (6)
Maurice Taylor (16)	F	Clarence Weatherspoon (18)
Yao Ming	C	Yao Ming (80)
Tracy McGrady (78)	G	Bob Sura (59)
Charlie Ward (13)	G	David Wesley (53)

First Game	2005-06	Last Game
Tracy McGrady (47)	F	Keith Bogans (22)
Juwan Howard	F	Juwan Howard (80)
Yao Ming (57)	C	Dikembe Mutombo (23)
Derek Anderson (8)	G	David Wesley (59)
Rafer Alston	G	Rafer Alston (63)

First Game	2006-07	Last Game
Shane Battier	F	Shane Battier (82)
Tracy McGrady (71)	F	Chuck Hayes (43)
Yao Ming (48)	C	Juwan Howard (38)
Kirk Snyder (1)	G	Luther Head (10)
Rafer Alston	G	Rafer Alston (82)

First Game	2007-08	Last Game
Shane Battier	F	Shane Battier (78)
Chuck Hayes (44)	F	Luis Scola (39)
Yao Ming (55)	C	Dikembe Mutombo (25)
Tracy McGrady	G	Tracy McGrady (62)
Rafer Alston (74)	G	Bobby Jackson (5)

First Game	2008-09	Last Game
Ron Artest	F	Shane Battier (59)
Luis Scola	F	Luis Scola (82)
Yao Ming	C	Yao Ming (77)
Tracy McGrady (35)	G	Ron Artest (55)
Rafer Alston (48)	G	Aaron Brooks (35)

First Game	2009-10	Last Game
Shane Battier (62)	F	Trevor Ariza (71)
Luis Scola	F	Luis Scola (82)
Chuck Hayes	C	Chuck Hayes (82)
Trevor Ariza	G	Kevin Martin (22)
Aaron Brooks	G	Aaron Brooks (82)

First Game	2010-11	Last Game
Shane Battier (59)	F	Chase Budinger (22)
Luis Scola (74)	F	Patrick Patterson (6)
Yao Ming (5)	C	Chuck Hayes (63)
Kevin Martin	G	Kevin Martin (80)
Aaron Brooks (7)	G	Goran Dragic (3)

First Game	2011-12	Last Game
Chase Budinger	F	Chase Budinger (9)
Luis Scola	F	Luis Scola (66)
Jordan Hill (7)	C	Samuel Dalembert (45)
Kevin Martin (40)	G	Courtney Lee (26)
Kyle Lowry (38)	G	Goran Dragic (28)

First Game	2012-13	Last Game
Chandler Parsons	F	Chandler Parsons (76)
Marcus Morris (17)	F	Greg Smith (10)
Omer Asik	C	Omer Asik (82)
James Harden	G	James Harden (78)
Jeremy Lin	G	Jeremy Lin (82)

Rockets All-Time Uniform Numbers

The Rockets have retired five jerseys in franchise history: Clyde Drexler's #22, Calvin Murphy's #23, Moses Malone's #24, Hakeem Olajuwon's #34 and Rudy Tomjanovich's #45.

0
DeMarre Carroll (2010-11)
Greg Smith (2011-12)
Thomas Robinson (2012-13)
Aaron Brooks (2007-11, 2012-13)

00
ñSlickò Watts (1978-79)
Calvin Garrett (1980-83)

1
Lee Johnson (1980-81)
Phil Ford (1983-85)
ñBuckò Johnson (1986-92)
Scott Brooks (1992-95)
Rodrick Rhodes (1997-99)
Juaquin Hawkins (2002-03)
Alton Ford (2003-04)
Tracy McGrady (2004-09)
Trevor Ariza (2009-10)
Terrence Williams (2010-12)
Scott Machado (2012-13)

2
Rick Barry (home: 1978-80)
James Bailey (1982-84)
Joe Barry Carroll (1987-88)
Mark Bryant (1995-96)
Sedale Threatt (1996-97)
ñPigò Miller (1998-2000)
Maurice Taylor (2000-05)
Luther Head (2005-09)
Garrett Temple (2009-10)
Marcus Morris (2011-13)

3
Craig Ehlo (1983-86)
Derrick Chievous (1988-90)
Richard Petruska (1993-94)
Eldridge Recasner (1995-96)
Randy Livingston (1996-97)
Michael Dickerson (1998-99)
Steve Francis (1999-2004)
Bob Sura (2004-05)
Steve Francis (2007-09)
Tracy McGrady (2009-10)
Hilton Armstrong (2009-10)
Goran Dragic (2010-12)
Omer Asik (2012-13)

4
Greg Smith (1971-73)
Paul McCracken (1972-74)
Rick Barry (road: 1978-80)
Conner Henry (1986-87)
Sam Mack (1995-96)
Charles Barkley (1996-2000)
Reece Gaines (2004-05)
Stromile Swift (2005-06)
Luis Scola (2007-12)
Greg Smith (2012-13)

5
Billy Paultz (1979-83)
John Lucas Jr. (1984-86)
Dave Feitl (1986-87, 1990-91)
Sam Mack (1996-97)
Cuttino Mobley (1998-2004)
Juwan Howard (2004-07)
Will Conroy (2009-10)
Courtney Lee (2010-12)
James Anderson (2012-13)

6
Zaid Abdul-Aziz (1972-73)
George E. Johnson (1973-74)
Tom Henderson (1979-83)
Walter Berry (1988-89)
Avery Johnson (1991-92)
Elmer Bennett (1996-97)
Carlos Rogers (1999-2001)
Tito Maddox (2002-03)
Bonzi Wells (2006-08)
Earl Boykins (2011-12)
Terrence Jones (2012-13)

7
Toby Kimball (1967-71)
Lester Conner (1987-88)
Carl Herrera (1991-95)
Sam Mack (1998-99)
Adrian Griffin (2003-04)
David Wesley (2004-06)
Mike James (2007-08)
Kyle Lowry (2008-12)
Jeremy Lin (2012-13)

8
Hank McDowell (1984-86)
Eddie Johnson (1996-99)
Derek Anderson (2005-06)
Bobby Jackson (2007-08)
James White (2008-09)
Jermaine Taylor (2009-11)
Jeff Adrien (2011-12)

9
Lionel Hollins (1984-95)
Byron Dinkins (1989-90)
Gerald Henderson (1991-92)
Melvin Booker (1995-96)
Tracy Moore (1996-97)
Devin Gray (1999-2000)
ñPigò Miller (2000-01)
Bostjan Nachbar (2002-05)
Stephen Graham (2005-06)
Rick Brunson (2005-06)
Jonny Flynn (2011-12)
Courtney Fortson (2011-12)
Tyler Honeycutt (2012-13)

10
Don Adams (1971-72)
Steve Hawes (1974-76)
Mike Dunleavy (1978-82)
Dirk Minniefield (1986-87)
Purvis Short (1987-89)
John Lucas Jr. (1989-90)
David Wood (1990-91)
Terry Teagle (1992-93)
Sam Cassell (1993-96)
Tierre Brown (2001-02)
Tyronn Lue (2004-05)
Brandin Knight (2004-05)
Keith Bogans (2005-06)
Vassilis Spanoulis (2006-07)
Chase Budinger (2009-12)
Carlos Delfino (2012-13)

11
Jon McGlocklin (1967-68)
Elvin Hayes (1968-71)
Jimmy Walker (1972-74)
Matt Guokas (1973-74)
Dave Wohl (1973-77)
Major Jones (1979-84)
ñSleepyò Floyd (1987-88)
Vernon Maxwell (1989-95)
Bryce Drew (1998-2000)
Yao Ming (2002-11)



12
Nick Jones (1967-68)
Rick Adelman (1968-70)
E.C. Coleman (1978-79)
Jaren Jackson (1995-96)
Matt Maloney (1996-99)
ñMoochieò Norris (1999-2004)
Andre Barrett (2004-05)
Rafer Alston (2005-09)
Will Conroy (2009-10)
Kevin Martin (2009-12)
Patrick Beverley (2012-13)

13
Dwight Jones (1976-80)
Jeff Taylor (1982-83)
Andre Turner (1987-88)
Larry Smith (1989-92)
Kelvin Cato (1999-2004)
Mike James (2004-05)
Kirk Snyder (2006-08)
Von Wafer (2008-09)
David Andersen (2009-10)
Ishmael Smith (2010-11)
James Harden (2012-13)

14
ñHamboneò Williams (1967-70)
Mike Newlin (1971-79)
Dan Langhi (2000-02)
Richie Frahm (2005-06)
Carl Landry (2007-10)
Daequan Cook (2012-13)
Tim Ohlbrecht (2012-13)

Rockets All-Time Uniform Numbers

15
John Lucas Jr. (1976-78)
Tom Barker (1978-79)
Mitchell Wiggins (1984-87)
Frank Johnson (1988-89)
Mitchell Wiggins (1989-90)
ñTreeò Rollins (1991-93)
Tim Breaux (1994-96)
Emanual Davis (1996-98)
Bill Curley (1999-2000)
John Lucas III (2005-07)
Bobby Jones (2007-08)
Joey Dorsey (2008-10)
Marqus Blakely (2010-11)
Toney Douglas (2012-13)

16
George E. Johnson (1972-73)

17
Henry Finkel (1967-69)
Mario Elie (1993-98)
Charlie Ward (2004-05)
Brent Barry (2008-09)
Mike Harris (2009-10)

18
Bernie Williams (1969-70)
McCoy McLemore (1971-72)
Cedric Maxwell (1986-88)
Oscar Torres (2001-02)
Josh Davis (2005-06)

19
Mike Harris (2007-08, 2009-10)

20
Dave Gambee (1967-68)
Larry Siegfried (1970-72)
Otto Moore (1972-74)
Kevin Kunnert (1973-76)
Terry Teagle (1982-84)
Steve Harris (1985-88)
Kennard Winchester (1990-93)
Larry Robinson (1993-94)
Tracy Moore (1995-96)
Brent Price (1996-99)
Sean Colson (2000-01)
Jon Barry (2004-06)
Steve Novak (2006-08)
Jared Jeffries (2009-11)
Diamon Simpson (2011-12)
Donatas Motiejunas (2012-13)

21
John Egan (1970-72)
Moses Malone (1976-77)
World B. Free (1987-88)
ñSleepyò Floyd (1988-93)
Chris Jent (1993-94)
Henry James (1995-96)
Kenny Thomas (1999-2003)
Jim Jackson (2003-05)
Pops Mensah-Bonsu (2009-10)
Samuel Dalembert (2011-12)

22 (Retired)
Stu Lantz (1968-72)
Eric McWilliams (1972-73)
Gus Bailey (1974-76)
Alonzo Bradley (1978-80)
Joe Bryant (1982-83)
Rodney McCray (1983-88)
Winston Garland (1992-93)
Clyde Drexler (1994-98)

23 (Retired)
Calvin Murphy (1970-83)

24 (Retired)
Johnny Green (1967-68)
Charles Acton (1967-68)
Jack Marin (1972-74)
Moses Malone (1977-82)

25
Cliff Meely (1971-76)
Tom Owens (1976-77)
C.J. Kupec (1977-78)
Bernard Thompson (1988-89)
Anthony Bowie (1989-90)
Robert Horry (1992-96)
ñMoochieò Norris (2004-06)
Jake Tsakalidis (2006-07)
Gerald Green (2007-08)
Chandler Parsons (2011-13)

27
Jim Ware (1967-68)
Zaid Abdul-Aziz (1977-78)
Caldwell Jones (1982-84)
John Johnson (1976-78)
Charles Jones (1994-98)
Jordan Hill (2009-12)
Malcolm Thomas (2011-12)

29
Mike Wilks (2003-04)
Marcus Camby (2011-12)

30
John Barnhill (1967-68)
Harry Barnes (1968-69)
Jim Davis (1971-72)
Owen Wells (1974-75)
ñGooò Kennedy (1976-77)
Phil Bond (1977-78)
Alonzo Bradley (1977-78)
Allen Leavell (1979-89)
Kenny Smith (1990-96)
Thomas Hamilton (1999-2000)
Clarence Weatherspoon (2003-05)
Maciej Lampe (2005-06)
Justin Williams (2007-08)
Alexander Johnson (2009-10)
Royce White (2012-13)

31
Tyrone Britt (1967-68)
John Q. Trapp (1968-71)
Ron Riley (1973-76)
Mike Dunleavy (1977-78)
Granville Waiters (1985-86)
Tracy Murray (1994-95)
Mark Jackson (2003-04)
Rod Strickland (2004-05)
Shane Battier (2006-11)
Cole Aldrich (2012-13)

32
Bobby Smith (1969-70)
Don Adams (1970-71)
Rudy White (1975-80)
Bill Willoughby (1980-82)
Lewis Lloyd (1983-87, 1989-90)
Dave Jamerson (1990-92)
Pete Chilcutt (1994-96)
Othella Harrington (1996-99)
Torraye Braggs (2003-05)
Hasheem Thabeet (2010-12)
Francisco Garcia (2012-13)

33
Jim Barnett (1967-70)
John Vallely (1971-72)
Phil Hicks (1976-77)
Robert Reid (1983-88)
Otis Thorpe (1988-95)
Scottie Pippen (1998-99)
Eddie Griffin (2001-03)
Charles Oakley (2003-04)
Loren Woods (2007-08)
Mike Harris (2009-11)

34 (Retired)
John Block (1967-71)
Dick Cunningham (1971-72)
John Johnson (1975-76)
Robin Jones (1977-78)
Ron Behagen (1977-78)
John Shumate (1979-80)
Hakeem Olajuwon (1984-2001)

35
Bernie Williams (1970-71)
Zaid Abdul-Aziz (1973-75)
Larry Spriggs (1981-82)
Tony Brown (1988-89)
Dan Godfread (1991-92)
Earl Cureton (1993-94)
Scott Padgett (2003-05)
Lonny Baxter (2005-06)
Scott Padgett (2006-07)

37
Derek Fisher (2011-12)

40
Dick Gibbs (1971-73)
Stan McKenzie (1972-74)
Larry Micheaux (1984-85)
Richard Anderson (1986-88)
Tim McCormick (1988-90)
John Turner (1991-92)
Shandon Anderson (1999-2001)
Ryan Bowen (2004-06)

41
Larry Moffett (1977-78)
Joe Stephens (1996-98)
Glen Rice (2001-03)
Thomas Robinson (2012-13)

42
Pat Riley (1967-70)
Ed Ratleff (1973-78)
John Stroud (1980-81)
Wally Walker (1982-84)
Mike Woodson (1988-91)
Mark Acres (1992-93)
Eric Riley (1993-94)
Kevin Willis (1996-98)
Walt Williams (1999-2002)
Vin Baker (2004-05)

43
Jim Petersen (1984-88)
Kevin Willis (2001-02)
Brian Cook (2008-10)

44
Don Kojis (1967-70)
Elvin Hayes (1971-72)
E.C. Coleman (1973-74)
Kevin Kunnert (1976-78)
Jacky Dorsey (1978-79)
Elvin Hayes (1981-84)
Adrian Caldwell (1989-91, 1994-95)
Tony Massenburg (1999-2000)
Terence Morris (2001-03)
Chuck Hayes (2005-11)

45 (Retired)
Rudy Tomjanovich (1970-81)



50
Joe Meriweather (1975-76)
Robert Reid (1977-82)
Ralph Sampson (1983-88)
Matt Bullard (1990-94, 1996-2001)
Marcus Cousin (2010-11)

51
Jawaan Oldham (1981-82)

52
Chuck Nevitt (1982-83, 1988-90)
Chucky Brown (1994-96)
Jason Collier (2000-03)
Eric Piatkowski (2003-04)
Brad Miller (2010-11)

53
Stanley Roberts (1998-99)

54
Curtis Perry (1970-72)
Paul Mokeski (1979-80)
Patrick Patterson (2010-13)

55
Zan Tabak (1994-95)
Alvin Heggs (1995-96)
Antoine Carr (1998-99)
James Posey (2002-03)
Dikembe Mutombo (2004-09)

96
Ron Artest (2008-09)

1967-68 San Diego Rockets

(15-67, 6th Western Division)

Final Statistics

Player	G	Min	FGM-A	Pct.	FTM-A	Pct.	Reb.	Avg.	A	Avg.	PF-D	TP	AVG
John Block	52	1805	366-865	.423	316-394	.802	571	11.0	71	1.4	189-3	1048	20.2
Don Kojis	69	2548	530-1189	.446	300-413	.726	710	10.3	176	2.6	259-5	1360	19.7
John Green	42	1073	241-526	.458	100-212	.472	423	10.1	59	1.4	112-3	582	13.9
Dave Gambee	80	1755	375-853	.440	321-379	.847	464	5.8	93	1.2	253-5	1071	13.4
Jon McGlocklin	65	1876	316-757	.417	156-180	.867	199	3.1	178	2.7	117-0	788	12.1
Henry Finkel	53	1116	242-492	.492	131-191	.686	375	7.1	72	1.4	175-5	615	11.6
Toby Kimball	81	2519	354-894	.396	181-306	.592	947	11.7	147	1.8	273-3	889	11.0
John Barnhill	75	1883	295-700	.421	154-234	.658	173	2.3	259	3.5	143-1	744	9.9
Jim Barnett	47	1068	179-456	.393	84-118	.712	155	3.3	134	2.9	101-0	442	9.4
Art Williams	79	1739	265-718	.369	113-165	.685	286	3.6	391	5.0	204-0	643	8.1
Pat Riley	80	1263	250-660	.379	128-202	.634	177	2.2	138	1.7	205-1	628	7.9
Nick Jones	42	603	86-232	.371	55-69	.797	67	1.6	89	2.1	84-0	227	5.4
Charles Acton	23	195	29-74	.392	19-29	.655	47	2.0	11	0.5	35-0	77	3.3
Tyrone Britt	11	84	13-34	.382	2-3	.667	15	1.4	12	1.0	10-0	28	2.5
Jim Ware	30	228	25-97	.258	23-34	.676	77	2.6	7	0.2	28-1	73	2.4
ROCKETS	82	19730	3466-8547	.417	2083-2929	.711	5418	66.1	1837	22.4	2188-27	9015	112.4
OPPONENTS	82	19730	3837-8189	.469	2246-3133	.717	4933	60.2	1797	21.9	2190-20	9920	121.0

Date		Opponent	Score	Record
Oct.	**14**	**St. Louis**	**L98-99**	**0-1**
	17	**St. Louis**	**L105-123**	**0-2**
	20	at Seattle	W121-114	1-2
	21	**Seattle**	**L110-117 (OT)**	**1-3**
	22	at San Francisco	L126-137	1-4
	25	**Baltimore**	**L109-125**	**1-5**
	27	**Cincinnati**	**L113-116**	**1-6**
	29	**Cincinnati**	**L99-108**	**1-7**
Nov.	1	Seattle (Portland)	W139-125	2-7
	4	**New York**	**L121-125**	**2-8**
	5	**New York**	**L107-115**	**2-9**
	7	**Philadelphia**	**L105-130**	**2-10**
	8	**Philadelphia**	**L114-129**	**2-11**
	11	at Cincinnati	L108-109	2-12
	12	at St. Louis	L105-116	2-13
	14	at New York	L109-122	2-14
	15	New York (Boston)	W122-108	3-14
	16	**Chicago**	**W99-91**	**4-14**
	17	at Seattle	L124-130	4-15
	19	**San Francisco**	**L124-142**	**4-16**
	21	Boston (New York)	L114-121	4-17
	22	at Boston	L110-124	4-18
	23	at Philadelphia	L117-128	4-19
	24	at Detroit	L122-130	4-20
	25	at St. Louis	L109-110	4-21
	30	**St. Louis**	**L87-129**	**4-22**
Dec.	**2**	**San Francisco**	**W127-103**	**5-22**
	5	Detroit (New York)	L110-111	5-23
	7	at Chicago	W118-108	6-23
	8	San Francisco (Oakland)	W137-107	7-23
	9	**L.A. Lakers**	**L109-127**	**7-24**
	12	**Chicago**	**W118-104**	**8-24**
	15	Boston (Philadelphia)	L101-114	8-25
	16	at New York	L102-126	8-26
	17	**Detroit**	**W117-115**	**9-26**
	20	**Boston**	**L116-126**	**9-27**
	22	at San Francisco	L97-103	9-28
	23	**Detroit**	**L119-123**	**9-29**
	25	**L.A. Lakers**	**W104-101**	**10-29**
	28	at Seattle	W143-125	11-29
	31	at L.A. Lakers	L118-147	11-30

Date		Opponent	Score	Record
Jan.	**3**	**St. Louis**	**W126-124 (OT)**	**12-30**
	6	**Seattle**	**L104-122**	**12-31**
	9	**New York**	**L105-118**	**12-32**
	10	**Detroit**	**W122-118**	**13-32**
	12	at St. Louis	L89-111	13-33
	13	at Cincinnati	L116-122	13-34
	16	at Chicago	L110-123	13-35
	17	Chicago (Baltimore)	W110-104	14-35
	18	Cincinnati (Cleveland)	L126-129	14-36
	21	at Boston	L112-139	14-37
	25	**Baltimore**	**L113-127**	**14-38**
	27	**Baltimore**	**L122-123**	**14-39**
Feb.	**1**	**San Francisco**	**L114-128**	**14-40**
	2	at San Francisco (Oakland)	L121-127	14-41
	3	at L.A. Lakers	L122-133	14-42
	5	Baltimore (Winston-Salem)	L108-121	14-43
	6	Detroit (New York)	L93-120	14-44
	7	Philadelphia (Boston)	L103-125	14-45
	8	Baltimore (Chicago)	L102-106	14-46
	10	**Cincinnati**	**L99-101**	**14-47**
	11	at Baltimore	L116-136	14-48
	13	at Chicago	L102-114	14-49
	14	at New York	L102-114	14-50
	15	**San Francisco**	**L114-134**	**14-51**
	16	**Philadelphia**	**L108-124**	**14-52**
	18	**Philadelphia**	**W111-106**	**15-52**
	23	**Seattle**	**L122-127**	**15-53**
	25	**L.A. Lakers**	**L112-127**	**15-54**
	26	**Boston**	**L110-118**	**15-55**
	29	**Cincinnati**	**L114-120**	**15-56**
Mar.	**1**	**Baltimore**	**L114-156**	**15-57**
	3	at St. Louis	L104-106	15-58
	5	at Philadelphia	L103-134	15-59
	6	at Detroit	L118-140	15-60
	7	**L.A. Lakers**	**L102-119**	**15-61**
	8	at L.A. Lakers	L122-130	15-62
	9	**Seattle**	**L111-115**	**15-63**
	13	**Boston**	**L118-144**	**15-64**
	17	**Chicago**	**L121-129**	**15-65**
	19	at L.A. Lakers	L109-121	15-66
	20	**Chicago**	**L112-121**	**15-67**

1968-69 San Diego Rockets

(37-45, 4th Western Division)

Final Statistics

Player	G	Min	FGM-A	Pct.	FTM-A	Pct.	Reb.	Avg.	A	Avg.	PF-D	TP	AVG
Elvin Hayes	82	3695	930-2082	.447	467-746	.626	1406	17.2	113	1.4	266-2	2327	28.4
Don Kojis	81	3130	687-1582	.434	446-596	.748	776	9.6	214	2.6	303-6	1820	22.5
John Block	78	2489	448-1061	.422	299-400	.748	703	9.0	141	1.8	249-0	1195	15.3
Jim Barnett	80	2346	465-1093	.425	233-310	.752	362	4.5	339	4.2	240-2	1163	14.5
Pat Riley	56	1027	202-498	.406	90-134	.672	112	2.0	136	2.4	146-1	494	8.8
Toby Kimball	76	1680	239-537	.445	117-250	.468	669	8.8	90	1.2	216-6	595	7.8
Stu Lantz	73	1378	220-482	.456	129-167	.772	236	3.2	99	1.4	178-0	569	7.8
Art Williams	79	1987	227-592	.383	105-149	.705	364	4.6	524	6.6	238-0	559	7.1
Rick Adelman	77	1448	177-449	.394	131-204	.642	216	2.8	238	3.1	158-1	485	6.3
Henry Finkel	35	332	49-111	.441	31-41	.756	107	3.1	21	0.6	53-1	129	3.7
John Trapp	25	142	29-80	.363	19-29	.655	49	2.0	5	0.2	38-0	77	3.1
Harry Barnes	22	126	18-64	.281	7-13	.538	26	1.2	5	0.2	25-0	43	2.0
ROCKETS	82	19780	3691-8631	.428	2074-3039	.682	5026	61.3	1925	23.5	2110-19	9456	115.3
OPPONENTS	82	19780	3692-8586	.430	2088-2950	.708	4959	60.4	1986	24.2	2265-48	9472	115.5

Date		Opponent	Score	Record
Oct.	**17**	**Seattle**	**W128-110**	**1-0**
	18	at San Francisco	W123-108	2-0
	23	at Seattle	L117-118	2-1
	24	**Baltimore**	**L115-119**	**2-2**
	27	at L.A. Lakers	L116-152	2-3
	30	**Atlanta**	**W127-116**	**3-3**
Nov.	**3**	**Chicago**	**W121-107**	**4-3**
	5	**New York**	**W113-109**	**5-3**
	8	at Atlanta	L101-114	5-4
	9	at Baltimore	L107-109	5-5
	11	at Boston	L113-134	5-6
	12	at Chicago	L108-115	5-7
	13	**Detroit**	**W122-120**	**6-7**
	15	at L.A. Lakers	L119-127	6-8
	16	**Boston**	**L112-120**	**6-9**
	19	at New York	W113-107	7-9
	20	at Baltimore	L110-114	7-10
	22	**Seattle**	**W126-111**	**8-10**
	24	**Philadelphia**	**W135-128 (OT)**	**9-10**
	26	Detroit (Baltimore)	L120-134	9-11
	27	Baltimore (Detroit)	W123-107	10-11
	29	**Chicago**	**L89-110**	**10-12**
Dec.	**1**	**San Francisco**	**W116-105**	**11-12**
	3	at Chicago	W108-103	12-12
	4	at Philadelphia	L99-110	12-13
	6	**Phoenix**	**W117-106**	**13-13**
	8	at L.A. Lakers	L118-132	13-14
	10	Philadelphia (New York)	W132-120	14-14
	11	at Cincinnati	L110-116	14-15
	13	at Milwaukee	L96-101	14-16
	14	at New York	L105-112	14-17
	18	at Detroit	L112-124	14-18
	20	**Philadelphia**	**L109-116**	**14-19**
	21	**Cincinnati**	**W132-124**	**15-19**
	23	**San Francisco**	**L95-125**	**15-20**
	27	**New York**	**L109-111**	**15-21**
	28	at Phoenix	W136-126	16-21
	30	**L.A. Lakers**	**L126-131 (OT)**	**16-22**
Jan.	**2**	**Boston**	**L95-107**	**16-23**
	4	**Seattle**	**W122-105**	**17-23**
	7	at San Francisco	W113-108	18-23

Date		Opponent	Score	Record
	8	**Baltimore**	**L107-108**	**18-24**
	10	**Baltimore**	**L104-106**	**18-25**
	12	**New York**	**L102-105**	**18-26**
	16	Cincinnati (Cleveland)	L109-120	18-27
	17	at Philadelphia	L124-129	18-28
	18	at Chicago	L102-107 (OT)	18-29
	19	at Phoenix	W136-118	19-29
	21	**Atlanta**	**W124-113**	**20-29**
	24	at San Francisco	L107-114	20-30
	25	**Phoenix**	**W133-120**	**21-30**
	26	**Chicago**	**W111-95**	**22-30**
	29	**L.A. Lakers**	**L120-122**	**22-31**
Feb.	**1**	**Milwaukee**	**W101-95**	**23-31**
	2	at Atlanta	L103-115	23-32
	4	Boston (Astrodome)	W135-126	24-32
	5	**Cincinnati**	**W110-93**	**25-32**
	7	**Phoenix**	**W130-119**	**26-32**
	8	at Detroit	L119-123 (OT)	26-33
	9	at Milwaukee	L109-117	26-34
	12	at Cincinnati	W118-114	27-34
	14	at L.A. Lakers	L109-115	27-35
	18	**Philadelphia**	**L113-125**	**27-36**
	20	**San Francisco**	**L118-128**	**27-37**
	22	at New York	W108-104	28-37
	23	at Atlanta	L92-124	28-38
	25	at Milwaukee	L112-114	28-39
	27	**Cincinnati**	**W127-112**	**29-39**
Mar.	**1**	**L.A. Lakers**	**L113-119**	**29-40**
	4	at Seattle	L116-130	29-41
	6	**Boston**	**W110-97**	**30-41**
	9	at Phoenix	L133-146	30-42
	11	**Phoenix**	**W116-106**	**31-42**
	12	Seattle (Vancouver)	L112-125	31-43
	13	**Detroit**	**W120-105**	**32-43**
	15	Phoenix (Tucson)	W141-124	33-43
	16	**Detroit**	**W120-111**	**34-43**
	18	**Milwaukee**	**W128-108**	**35-43**
	20	**Atlanta**	**W115-97**	**36-43**
	22	**Milwaukee**	**L106-120**	**36-44**
	23	**Atlanta**	**W128-121**	**37-44**
	24	Boston (Philadelphia)	L107-111	37-45

History

1969-70 San Diego Rockets

(27-55, 7th Western Division)

Final Statistics

Player	G	Min	FGM-A	Pct.	FTM-A	Pct.	Reb.	Avg.	A	Avg.	PF-D	TP	AVG
Elvin Hayes	82	3665	914-2020	.452	428-622	.688	1386	16.9	162	2.0	270-5	2256	27.5
Don Kojis	56	1578	338-756	.447	181-241	.751	388	6.9	78	1.4	135-1	857	15.3
Jim Barnett	80	2105	450-998	.451	289-366	.790	305	3.8	287	3.6	222-3	1189	14.9
John Block	82	2152	453-1025	.442	287-367	.782	609	7.4	137	1.7	275-2	1193	14.5
Stu Lantz	82	2471	455-1027	.443	278-361	.770	255	3.1	287	3.5	238-2	1188	14.5
Bernie Williams	72	1228	251-641	.392	96-122	.787	155	2.2	165	2.3	124-0	598	8.3
Rick Adelman	35	717	96-247	.389	68-91	.747	81	2.3	113	3.2	90-0	260	7.4
Bobby Smith	75	1198	242-567	.427	66-96	.688	328	4.4	75	1.0	119-0	550	7.3
Toby Kimball	77	1622	218-508	.429	107-185	.578	621	8.1	95	1.2	187-1	543	7.1
John Trapp	70	1025	185-434	.426	72-104	.692	309	4.4	49	0.7	200-3	442	6.3
Art Williams	80	1545	189-464	.407	88-118	.746	292	3.7	503	6.3	168-0	466	5.8
Pat Riley	36	474	75-180	.417	40-55	.727	57	1.6	85	2.4	68-0	190	5.3
ROCKETS	82	19780	3866-8867	.436	2000-2728	.733	4786	58.4	2036	24.8	2096-17	9732	118.7
OPPONENTS	82	19780	3947-8635	.457	2092-2804	.746	4550	55.5	2154	26.3	2041-27	9986	121.8

Date		Opponent	Score	Record
Oct.	16	at Phoenix	L114-116	0-1
	18	at San Francisco	W125-124 (OT)	1-1
	22	**Milwaukee**	**L102-115**	**1-2**
	25	**Phoenix**	**L107-115**	**1-3**
	29	at Atlanta	L113-117	1-4
	30	at New York	L110-123	1-5
	31	at Boston	L113-118	1-6
Nov.	1	at Detroit	L113-130	1-7
	5	at Cincinnati	L120-133	1-8
	7	**New York**	**L111-129**	**1-9**
	10	San Francisco (SLC)	W100-99	2-9
	12	**Detroit**	**W132-119**	**3-9**
	14	**Seattle**	**W148-112**	**4-9**
	15	**Atlanta**	**W133-118**	**5-9**
	18	at Baltimore	L138-142 (OT)	5-10
	19	at Philadelphia	W125-116	6-10
	21	at L.A. Lakers	L98-100	6-11
	22	**Boston**	**W125-116**	**7-11**
	24	**Seattle**	**W112-105**	**8-11**
	26	**San Francisco**	**L125-126 (OT)**	**8-12**
	28	at Chicago	L119-126	8-13
	30	at Milwaukee	L99-111	8-14
Dec.	**3**	**Chicago**	**W146-131**	**9-14**
	5	at San Francisco	L107-112	9-15
	6	**L.A. Lakers**	**L115-128**	**9-16**
	8	**Detroit**	**L102-111**	**9-17**
	10	**Atlanta**	**W126-107**	**10-17**
	12	at Boston	L104-107	10-18
	13	at Baltimore	L105-117	10-19
	14	Milwaukee (Madison)	L105-118	10-20
	16	at Chicago	W110-101	11-20
	17	at Detroit	W114-107	12-20
	19	**San Francisco**	**W119-111**	**13-20**
	20	**Cincinnati**	**W126-111**	**14-20**
	21	at Seattle	L96-112	14-21
	23	**L.A. Lakers**	**W115-109**	**15-21**
	27	**Boston**	**L110-111**	**15-22**
	29	at Atlanta	L118-122	15-23
	30	at Cincinnati	L120-125	15-24
	31	at Milwaukee	L126-143	15-25
Jan.	2	at Phoenix	L120-121	15-26
	4	**Chicago**	**W140-121**	**16-26**
	8	**San Francisco**	**W120-103**	**17-26**
	10	**New York**	**W123-115**	**18-26**
	13	**Baltimore**	**L126-144**	**18-27**
	17	**Baltimore**	**L115-131**	**18-28**
	22	Milwaukee (Astrodome)	L106-115	18-29
	24	at New York	L114-127	18-30
	25	at Philadelphia	L131-159	18-31
	27	at L.A. Lakers	L109-124	18-32
	28	**L.A. Lakers**	**L108-113**	**18-33**
	30	**Seattle**	**W119-117 (OT)**	**19-33**
Feb.	**1**	**Phoenix**	**L103-105**	**19-34**
	4	**Milwaukee**	**L123-141**	**19-35**
	6	**Philadelphia**	**L124-129**	**19-36**
	8	at L.A. Lakers	L113-125	19-37
	11	**Atlanta**	**L131-155**	**19-38**
	14	**San Francisco**	**W141-123**	**20-38**
	15	**Cincinnati**	**W150-123**	**21-38**
	16	Baltimore (Coliseum)	L109-140	21-39
	18	Seattle (Eugene)	W122-119	22-39
	20	at Phoenix	L117-126	22-40
	21	**L.A. Lakers**	**W121-106**	**23-40**
	23	Chicago (Kansas City)	L125-127	23-41
	24	at Baltimore	L118-128	23-42
	25	at Boston	L124-147	23-43
	27	at Philadelphia	L111-125	23-44
Mar.	**1**	**Chicago**	**W135-122**	**24-44**
	3	at Seattle	L114-126	24-45
	4	**Cincinnati**	**L125-127**	**24-46**
	6	at New York	L103-107	24-47
	7	at Detroit	L126-134	24-48
	9	Philadelphia (Coliseum)	L112-131	24-49
	10	at Chicago	L106-111	24-50
	11	at Atlanta	L121-122	24-51
	12	at Cincinnati	L151-165	24-52
	14	**New York**	**L103-119**	**24-53**
	15	**Philadelphia**	**W137-128**	**25-53**
	17	**Boston**	**W125-117**	**26-53**
	19	**Detroit**	**W132-118**	**27-53**
	20	at Phoenix	L104-127	27-54
	22	**Phoenix**	**L129-130**	**27-55**

1970-71 San Diego Rockets

(40-42, 3rd Pacific)

Final Statistics

Player	G	Min	FGM-A	Pct.	FTM-A	Pct.	Reb.	Avg.	A	Avg.	PF-D	TP	AVG
Elvin Hayes	82	3633	948-2215	.428	454-676	.672	1362	16.6	186	2.3	225-1	2350	28.7
Stu Lantz	82	3102	585-1305	.448	519-644	.806	406	5.0	344	4.2	230-3	1689	20.6
Calvin Murphy	82	2020	471-1029	.458	356-434	.820	245	3.0	329	4.0	263-4	1298	15.8
Don Adams	82	2374	391-957	.409	155-212	.731	581	7.1	173	2.1	344-11	937	11.4
John Trapp	82	2080	322-766	.420	142-188	.755	510	6.2	138	1.7	337-16	786	9.6
John Block	73	1464	245-584	.420	212-270	.785	442	6.1	98	1.3	193-2	702	9.6
Larry Siegfried	53	1673	146-378	.386	130-153	.850	207	3.9	346	6.5	146-0	422	8.0
Rudy Tomjanovich	77	1062	168-439	.383	73-112	.652	381	5.0	73	1.0	124-0	409	5.3
Bernie Williams	56	708	112-338	.331	68-81	.840	85	1.5	113	2.0	76-1	292	5.2
Toby Kimball	80	1100	111-287	.387	51-108	.472	406	5.1	62	0.8	128-1	273	3.4
Curtis Perry	18	100	21-48	.438	11-20	.550	30	1.7	5	0.3	22-0	53	2.9
John Egan (TOT)	62	824	67-178	.376	42-51	.824	63	1.0	112	1.8	71-0	176	2.8
John Egan (SD)	36	414	27-80	.338	17-23	.739	31	0.9	54	1.5	40-0	71	2.0
ROCKETS	82	19730	3547-8426	.421	2188-2921	.749	4686	57.2	1921	23.4	2128-39	9282	113.2
OPPONENTS	82	19730	3639-8102	.449	2024-2745	.737	4345	53.0	2135	26.0	2141-41	9302	113.4

Date		Opponent	Score	Record
Oct.	13	at Chicago	L96-111	0-1
	14	at Baltimore	L105-123	0-2
	16	at Philadelphia	L119-127	0-3
	17	at Buffalo	W102-93	1-3
	20	**Phoenix**	**W115-114**	**2-3**
	22	**Cleveland**	**W140-110**	**3-3**
	24	**Philadelphia**	**W116-111**	**4-3**
	25	at Phoenix	L98-117	4-4
	27	at Milwaukee	L113-126	4-5
	28	at Cleveland	W110-99	5-5
	29	at New York	L107-114	5-6
	31	at Atlanta	W121-117	6-6
Nov.	**4**	**New York**	**L100-109**	**6-7**
	6	**Baltimore**	**L118-125**	**6-8**
	7	at San Francisco	L102-114	6-9
	11	**Cincinnati**	**W127-120**	**7-9**
	13	**San Francisco**	**L102-107**	**7-10**
	14	**Detroit**	**W112-101**	**8-10**
	16	at Portland	W136-118	9-10
	18	**Milwaukee**	**L111-117**	**9-11**
	20	**Seattle**	**W121-106**	**10-11**
	21	at Seattle	W115-114	11-11
	24	at Detroit	L104-111	11-12
	25	at Cincinnati	W138-120	12-12
	27	**Atlanta**	**W128-127**	**13-12**
	28	at Phoenix	W117-116	14-12
	29	at L.A. Lakers	L112-130	14-13
Dec.	1	at Portland	W120-114	15-13
	5	**L.A. Lakers**	**W119-116**	**16-13**
	6	at Phoenix	L102-108	16-14
	11	**Phoenix**	**W110-104**	**17-14**
	12	at Chicago	L98-103	17-15
	13	at Cleveland	W118-95	18-15
	15	at Philadelphia	L98-122	18-16
	16	at Atlanta	L117-128	18-17
	18	**Detroit**	**L116-129**	**18-18**
	19	Portland (Oakland)	W118-108	19-18
	20	at Seattle	W110-108	20-18
	23	**Atlanta**	**W133-102**	**21-18**
	27	**Chicago**	**L101-110**	**21-19**
	29	**Boston**	**L108-110**	**21-20**

Date		Opponent	Score	Record
Jan.	1	at L.A. Lakers	W117-106	22-20
	2	**L.A. Lakers**	**W109-108 (OT)**	**23-20**
	5	at Chicago	L103-116	23-21
	6	at Detroit	L99-100	23-22
	8	**San Francisco**	**L117-120**	**23-23**
	9	at San Francisco	L103-109	23-24
	15	**Baltimore**	**L117-124**	**23-25**
	17	**Philadelphia**	**L105-106**	**23-26**
	19	at New York	L113-117 (OT)	23-27
	20	at Boston	L112-142	23-28
	22	at Buffalo	L94-101	23-29
	23	at Baltimore	L120-127	23-30
	25	**Buffalo**	**W114-106**	**24-30**
	27	**Chicago**	**L106-111**	**24-31**
	29	at Detroit	L104-131	24-32
	30	at Cincinnati	L110-116	24-33
	31	at Atlanta	L120-131	24-34
Feb.	2	at L.A. Lakers	L105-133	24-35
	3	**Milwaukee**	**L101-108**	**24-36**
	5	**Cleveland**	**W116-105**	**25-36**
	6	**L.A. Lakers**	**L108-115**	**25-37**
	7	at Seattle	W124-107	26-37
	9	**Seattle**	**W132-115**	**27-37**
	11	**San Francisco**	**W119-111**	**28-37**
	13	**Cincinnati**	**W120-116**	**29-37**
	18	**New York**	**L115-116**	**29-38**
	19	at San Francisco	W109-103	30-38
	20	**Boston**	**W128-118**	**31-38**
	23	at New York	W126-109	32-38
	24	at Milwaukee	L104-139	32-39
Mar.	2	at Philadelphia	W111-103	33-39
	3	at Boston	L113-128	33-40
	5	**Seattle**	**L110-111**	**33-41**
	6	Chicago (Oakland)	L99-105	33-42
	7	**Portland**	**W135-121**	**34-42**
	9	**Buffalo**	**W106-96**	**35-42**
	11	**Boston**	**W115-91**	**36-42**
	13	**Baltimore**	**W121-115**	**37-42**
	17	**Detroit**	**W106-99**	**38-42**
	19	**Milwaukee**	**W111-99**	**39-42**
	21	**Phoenix**	**W132-114**	**40-42**

1971-72 Houston Rockets

(34-48, 4th Pacific)

Final Statistics

Player	G-S	Min	FGM-A	Pct.	FTM-A	Pct.	Reb.	Avg.	A	Avg.	PF-D	TP	AVG
Elvin Hayes	82-82	3461	832-1918	.434	399-615	.649	1197	.14.6	270	3.3	233-1	2063	25.2
Stu Lantz	81-78	3097	557-1279	.435	387-462	.838	345	4.3	337	4.2	211-2	1501	18.5
Calvin Murphy	82-40	2538	571-1255	.455	349-392	.890	258	3.2	393	4.8	298-6	1491	18.2
Rudy Tomjanovich	78-61	2689	500-1010	.495	172-238	.723	923	11.8	117	1.5	193-2	1172	15.0
Cliff Meely	77-36	1815	315-776	.406	133-197	.675	507	6.6	119	1.6	254-9	763	9.9
Greg Smith (TOT)	82	2256	309-671	.461	111-168	.661	483	5.9	222	2.7	259-4	729	8.9
Greg Smith (HOU)	54-50	1519	212-473	.448	70-110	.636	322	6.0	159	2.9	167-3	494	9.1
Mike Newlin	82-25	1495	256-618	.414	108-144	.750	228	2.8	135	1.7	233-6	620	7.6
Jim Davis	12-1	180	18-54	.333	26-38	.684	44	3.7	5	0.4	18-0	62	5.2
Larry Siegfried	10-8	223	18-46	.391	12-14	.857	10	1.0	20	2.0	21-0	48	4.8
Don Adams	3-1	41	6-19	.316	1-2	.500	8	2.7	3	1.0	7-1	13	4.3
Dick Gibbs	64-4	757	90-265	.340	55-66	.833	140	2.2	51	0.8	127-0	235	3.7
Curtis Perry	25-5	355	38-115	.330	12-24	.500	122	4.9	22	0.9	47-1	88	3.5
John Vallely (TOT)	49	366	69-171	.404	30-45	.667	32	0.7	37	0.8	50-0	168	3.4
John Vallely (HOU)	40-1	256	49-128	.383	17-25	.680	21	0.5	28	0.7	37-0	115	2.9
John Egan	38-0	437	42-104	.404	26-32	.813	26	0.7	51	1.3	55-0	110	2.9
M. McLemore (TOT)	27	246	28-71	.394	20-24	.833	73	2.7	22	0.8	33-1	76	2.8
M. McLemore (HOU)	17-0	147	19-43	.442	9-12	.750	39	2.3	10	0.6	15-1	47	2.8
Dick Cunningham	63-5	720	67-174	.385	37-53	.698	243	3.9	57	0.9	76-0	171	2.7
ROCKETS	82	19730	3590-8277	.434	1813-2424	.748	4433	54.1	1777	21.7	1992-32	8993	109.7
OPPONENTS	82	19730	3542-7817	.453	2037-2737	.744	4298	52.4	1945	23.7	1944-19	9121	111.2

Date		Opponent	Score	Record
Oct.	**14**	**Philadelphia (Astrohall)**	**L94-105**	**0-1**
	16	at Phoenix	L108-128	0-2
	17	Detroit (San Antonio)	L99-112	0-3
	20	Chicago (Waco)	L110-125	0-4
	22	at Seattle	L91-110	0-5
	24	**L.A. Lakers (Astrodome)**	**L103-113**	**0-6**
	26	at Detroit	W104-103	1-6
	27	at Boston	L97-108	1-7
	28	at New York	L94-112	1-8
	31	**Buffalo (Astrohall)**	**W102-87**	**2-8**
Nov.	**3**	**New York (Astrodome)**	**L98-117**	**2-9**
	4	**Portland (Astrohall)**	**L110-112**	**2-10**
	7	**Baltimore (Astrohall)**	**L106-109**	**2-11**
	9	at Golden State	L99-115	2-12
	10	**Boston (Astrodome)**	**L103-142**	**2-13**
	12	at Milwaukee	L102-111	2-14
	13	at Chicago	L102-111	2-15
	16	at Baltimore	L107-110	2-16
	17	at Philadelphia	W118-112	3-16
	19	at L.A. Lakers	L99-106	3-17
	21	Golden State (San Diego)	W115-96	4-17
	24	**Philadelphia (Astrohall)**	**W109-108**	**5-17**
	28	**Phoenix (Astrohall)**	**L110-116**	**5-18**
	30	at Buffalo	W115-101	6-18
Dec.	1	at Cleveland	L106-116	6-19
	3	at Detroit	L112-113	6-20
	4	at Boston	L107-117	6-21
	8	**L.A. Lakers (Astrodome)**	**L120-125**	**6-22**
	10	**Atlanta (Astrodome)**	**W95-88**	**7-22**
	11	at Phoenix	W111-110	8-22
	12	**Seattle (Hofheinz)**	**W100-98**	**9-22**
	14	at Milwaukee	L98-106	9-23
	15	at Atlanta	W117-115 (OT)	10-23
	17	at Chicago	W109-98	11-23
	18	at Cincinnati	W126-116	12-23
	21	at Portland	W132-119	13-23
	26	at L.A. Lakers	L115-137	13-24
	29	**Phoenix (Hofheinz)**	**L106-124**	**13-25**
	30	**Atlanta (Hofheinz)**	**W129-115**	**14-25**
Jan.	**2**	**Detroit (Hofheinz)**	**L107-109**	**14-26**
	4	**Seattle (Hofheinz)**	**W119-110**	**15-26**

Date		Opponent	Score	Record
	5	**Boston (Hofheinz)**	**L105-113**	**15-27**
	9	**Golden State (Hofheinz)**	**L112-113**	**15-28**
	11	at Seattle	L126-141	15-29
	15	**Cleveland (Hofheinz)**	**W112-109**	**16-29**
	16	**New York (Hofheinz)**	**L108-109**	**16-30**
	20	at Cincinnati	W104-87	17-30
	21	at Boston	L105-110	17-31
	22	at Chicago	L108-115	17-32
	23	at Detroit	W109-107	18-32
	25	**Portland (Astrodome)**	**W118-104**	**19-32**
	26	Chicago (San Antonio)	L108-117	19-33
	28	at L.A. Lakers	L105-118	19-34
Feb.	2	Seattle (San Antonio)	W111-88	20-34
	4	at Portland	L113-114	20-35
	5	**Milwaukee (Hofheinz)**	**L112-119**	**20-36**
	6	**Atlanta (Hofheinz)**	**W120-113**	**21-36**
	8	Seattle (Portland)	L119-127	21-37
	11	**Baltimore (Hofheinz)**	**W116-95**	**22-37**
	13	**Cincinnati (Hofheinz)**	**W112-111**	**23-37**
	14	at Philadelphia	W130-116	24-37
	15	at Baltimore	L98-113	24-38
	16	at New York	L100-110	24-39
	18	at Buffalo	W108-96	25-39
	23	L.A. Lakers (Waco)	W115-110	26-39
	26	**Detroit (Hofheinz)**	**W122-106**	**27-39**
	27	**Golden State (Hofheinz)**	**L104-117**	**27-40**
Mar.	1	Cincinnati (El Paso)	W108-96	28-40
	3	Golden State (San Diego)	L107-108	28-41
	4	**Cleveland (Hofheinz)**	**L123-130**	**28-42**
	5	**Chicago (Hofheinz)**	**L97-128**	**28-43**
	9	Portland (Seattle)	W114-111	29-43
	10	**Golden State (Hofheinz)**	**L116-119**	**29-44**
	11	**Buffalo (Hofheinz)**	**W121-100**	**30-44**
	12	**Philadelphia (Hofheinz)**	**W121-112**	**31-44**
	16	**New York (Astrodome)**	**L102-103**	**31-45**
	18	**Milwaukee (Astrodome)**	**L116-120 (OT)**	**31-46**
	21	at Milwaukee	L94-111	31-47
	22	at Atlanta	L106-107	31-48
	24	at Cleveland	W127-119	32-48
	25	at Baltimore	W106-85	33-48
	26	**Portland (Hofheinz)**	**W131-109**	**34-48**

1972-73 Houston Rockets

(33-49, 3rd Central)

Final Statistics

Player	G-S	Min	FGM-A	Pct.	FTM-A	Pct.	Reb.	Avg.	A	Avg.	PF-D	TP	AVG
Rudy Tomjanovich	81-65	2972	655-1371	.478	205-335	.746	938	11.6	178	2.2	225-1	1560	19.3
Jack Marin	81-81	3019	624-1334	.468	248-292	.849	499	6.2	291	3.6	247-4	1496	18.5
Jimmy Walker	81-81	3079	605-1301	.465	244-276	.884	268	3.3	442	5.5	207-0	1454	18.0
Mike Newlin	82-70	2658	534-1206	.443	327-369	.886	340	4.2	409	5.0	301-5	1395	17.0
Calvin Murphy	77-13	1697	381-820	.465	239-269	.888	149	1.9	262	3.4	211-3	1001	13.0
Otto Moore	82-68	2712	418-859	.487	127-211	.602	868	10.6	167	2.0	239-4	963	11.7
Don Smith	48-13	900	149-375	.397	119-162	.735	304	6.3	53	1.1	108-2	417	8.7
Cliff Meely	82-19	1694	268-657	.408	92-137	.672	496	6.1	91	1.1	263-6	628	7.7
Paul McCracken	24-0	305	44-89	.494	23-39	.590	51	2.1	17	0.9	32-0	111	4.6
Stan McKenzie (TOT)	33-0	294	48-119	.403	30-37	.811	55	1.7	23	0.7	43-1	126	3.8
Stan McKenzie (HOU)	26-0	187	35-83	.422	16-21	.762	34	1.3	15	0.6	28-0	86	3.3
Greg Smith	4-0	41	5-16	.313	0-0	.000	8	2.0	5	1.3	8-0	10	2.5
George Johnson	19-0	169	20-39	.513	3-4	.750	45	2.4	3	0.2	33-0	43	2.3
Eric McWilliams	44-0	245	34-98	.347	18-37	.486	60	1.4	5	0.1	46-0	86	2.0
Dick Gibbs	1-0	2	0-1	.000	0-0	.000	0	0.0	1	1.0	1-0	0	0.0
ROCKETS	82	19680	3772-8249	.457	1706-2152	.793	4060	49.5	1939	23.7	1949-25	9250	112.8
OPPONENTS	82	19680	3824-8119	.471	1744-2290	.762	4338	52.9	2104	25.7	1902-22	9302	114.5

Date		Opponent	Score	Record
Oct.	13	at Cleveland	W109-108	1-0
	14	at Buffalo	W121-113	2-0
	17	at New York	L95-103	2-1
	20	**Atlanta**	**W120-108**	**3-1**
	21	**Chicago**	**L97-130**	**3-2**
	25	L.A. Lakers (San Antonio)	L107-112	3-3
	27	**Detroit**	**W130-118**	**4-3**
	31	at Atlanta	W106-105	5-3
Nov.	1	at Philadelphia	W108-104	6-3
	3	**Atlanta**	**L108-114**	**6-4**
	4	Detroit (San Antonio)	W118-108	7-4
	7	at L.A. Lakers	L109-122	7-5
	10	at Phoenix	L109-115	7-6
	11	Philadelphia (San Antonio)	L112-114	7-7
	14	at Baltimore	L103-104	7-8
	16	at New York	L100-119	7-9
	18	at Kansas City	L117-127	7-10
	21	at Chicago	L105-113	7-11
	22	**Golden State**	**W132-104**	**8-11**
	25	**Seattle**	**W114-109**	**9-11**
	28	Baltimore (San Antonio)	L90-108	9-12
	29	Baltimore (San Antonio)	W102-94	10-12
Dec.	1	at Baltimore	L96-103	10-13
	2	**Kansas City-Omaha**	**L109-114**	**10-14**
	5	at Golden State	L101-108	10-15
	8	**Portland**	**W114-108**	**11-15**
	12	at Buffalo	L94-95	11-16
	15	at Baltimore	L91-94	11-17
	16	at Detroit	W123-112	12-17
	17	at Cleveland	W110-109	13-17
	20	New York (San Antonio)	L102-124	13-18
	22	**Philadelphia**	**W116-103**	**14-18**
	26	**Phoenix**	**W113-110**	**15-18**
	27	**L.A. Lakers**	**W136-104**	**16-18**
	29	**Milwaukee**	**L101-114**	**16-19**
Jan.	**2**	**Boston**	**L110-130**	**16-20**
	3	**Boston**	**W123-112**	**17-20**
	4	at Chicago	L97-111	17-21
	6	at New York	L106-116	17-22
	7	at Cleveland	L97-102	17-23
	9	at Atlanta	L114-120	17-24

Date		Opponent	Score	Record
	10	at Boston	L107-128	17-25
	12	**New York**	**L103-104**	**17-26**
	13	**Cleveland**	**L115-123**	**17-27**
	17	Golden State (San Antonio)	L117-123	17-28
	19	**Cleveland**	**L104-108**	**17-29**
	20	**Portland**	**L115-130**	**17-30**
	21	**New York**	**W107-103**	**18-30**
	25	Milwaukee (Madison)	W129-125	19-30
	26	at Boston	L126-139	19-31
	28	**Atlanta**	**W116-108**	**20-31**
	30	at Portland	W123-120	21-31
	31	at Seattle	L109-118	21-32
Feb.	2	at L.A. Lakers	L109-126	21-33
	3	at Phoenix	L123-132	21-34
	4	Buffalo (San Antonio)	W130-118	22-34
	6	Philadelphia (San Antonio)	W123-117	23-34
	9	**Kansas City**	**L116-121**	**23-35**
	10	at Atlanta	L91-103	23-36
	13	at Kansas City	L118-132	23-37
	16	at Milwaukee	L103-105	23-38
	17	**Phoenix**	**W127-111**	**24-38**
	18	**Chicago**	**L99-110**	**24-39**
	21	Seattle (San Antonio)	W139-107	25-39
	23	Philadelphia (Hershey)	W138-116	26-39
	25	at Detroit	L112-129	26-40
	27	at Buffalo	W112-105	27-40
Mar.	3	at Atlanta	L125-136	27-41
	4	**Milwaukee**	**L101-116**	**27-42**
	7	Cleveland (San Antonio)	L100-118	27-43
	9	**Baltimore**	**L104-109**	**27-44**
	10	**Cleveland**	**W131-116**	**28-44**
	11	**Atlanta**	**W129-118**	**29-44**
	15	at Golden State	L125-141	29-45
	16	at Portland	L128-141	29-46
	18	at Seattle	L112-121	29-47
	20	Boston (Providence)	L89-94	29-48
	21	at Baltimore	W118-110	30-48
	23	at Philadelphia	W132-112	31-48
	25	**Boston**	**L121-125**	**31-49**
	27	Buffalo (San Antonio)	W121-111	32-49
	28	Buffalo (San Antonio)	W138-122	33-49

1973-74 Houston Rockets

(32-50, 3rd Central)

Final Statistics

Player	G-S	Min	FGM-A	Pct.	FTM-A	Pct.	Rebounds O-D-Tot	Avg.	A	Avg.	PF-D	S	B	TP	Avg.
Rudy Tomjanovich	80-80	3227	788-1470	.536	385-454	.848	230-487-717	9.0	250	3.1	230-0	89	66	1961	24.5
Calvin Murphy	81-79	2922	671-1285	.522	310-357	.868	51-137-188	2.3	603	7.4	310-8	157	4	1652	20.4
Mike Newlin	76-70	2591	510-1139	.448	380-444	.856	77-185-262	3.5	363	4.8	259-5	87	9	1400	18.4
Don Smith	79-63	2459	336-732	.459	193-240	.804	259-664-923	11.7	166	2.1	227-3	80	104	865	10.9
Jack Marin	47-10	1102	210-443	.474	82-98	.837	29-77-106	2.3	121	2.6	120-2	23	8	502	10.7
Cliff Meely	77-31	1754	330-773	.427	90-140	.643	103-336-439	5.7	124	1.6	234-5	53	77	750	9.7
Ed Ratleff	81-8	1773	254-585	.434	103-129	.798	93-193-286	3.5	181	2.2	182-2	90	27	611	7.5
Matt Guokas	39-27	1007	93-203	.458	21-28	.750	17-43-60	1.5	133	3.4	73-1	27	14	207	5.3
E.C. Coleman	58-28	1075	128-250	.512	47-74	.635	81-171-252	4.4	76	1.3	162-4	37	20	303	5.2
Otto Moore	13-7	313	32-69	.464	4-8	.500	20-64-84	6.5	18	1.4	37-2	10	18	68	5.2
Dave Wohl (TOT)	67	1055	121-277	.437	75-102	.735	11-35-46	0.7	236	3.5	136-3	76	2	317	4.7
Dave Wohl (HOU)	26-0	449	61-127	.480	33-42	.786	4-13-17	0.7	109	4.2	64-2	43	1	155	6.0
Jimmy Walker	6-0	38	7-12	.583	0-1	.000	0-2-2	0.7	4	1.3	4-0	0	0	14	4.7
Ron Riley (TOT)	48	591	81-202	.401	24-38	.632	48-129-177	3.7	37	0.8	95-0	18	24	186	3.9
Ron Riley (HOU)	36-5	421	57-145	.393	10-14	.714	35-86-121	3.4	29	0.8	68-0	15	22	124	3.4
Kevin Kunnert (TOT)	64	701	105-215	.488	21-33	.636	83-134-217	3.4	43	0.7	151-1	10	54	231	3.6
Kevin Kunnert (HOU)	25-0	361	56-114	.491	10-17	.588	40-71-111	4.4	18	0.7	68-1	5	29	122	4.9
George Johnson	26-2	238	23-51	.451	8-17	.471	20-41-61	2.4	9	0.4	46-1	8	8	54	2.1
Stan McKenzie	11-0	112	7-24	.292	6-8	.750	3-13-16	1.5	6	0.6	17-0	3	0	20	1.8
Paul McCracken	4-0	13	1-4	.250	0-0	.000	1-5-6	1.5	2	0.5	3-0	0	0	2	0.5
ROCKETS	82	19855	3564-7426	.480	1682-2071	.812	1063-2588-3651	44.5	2212	27.0	2104-36	727	407	8810	107.4
OPPONENTS	82	19855	3551-7433	.478	1719-2337	.736	1162-2619-3781	46.1	2122	25.9	1994-29	707	375	8821	107.6

Date		Opponent	Score	Record
Oct.	9	at Buffalo	L105-107 (OT)	0-1
	10	at Philadelphia	W104-88	1-1
	12	at Cleveland	W106-99	2-1
	13	at New York	W86-85	3-1
	16	**Philadelphia**	**L101-106**	**3-2**
	20	**Detroit**	**L104-107**	**3-3**
	23	**L.A. Lakers**	**L98-107**	**3-4**
	24	at Boston	W132-117	4-4
	26	at Chicago	L113-121	4-5
	27	**Chicago**	**L92-102**	**4-6**
	31	**New York**	**L91-102**	**4-7**
Nov.	**2**	**Atlanta**	**L123-125**	**4-8**
	4	at L.A. Lakers	L93-106	4-9
	7	**Capital**	**L97-111**	**4-10**
	9	at Cleveland	L106-111	4-11
	13	**Philadelphia**	**W97-83**	**5-11**
	14	at Kansas City	L116-118 (OT)	5-12
	17	**Portland**	**L87-96**	**5-13**
	22	**Cleveland**	**L96-104**	**5-14**
	23	**Cleveland**	**L83-85**	**5-15**
	27	**Phoenix**	**W125-111**	**6-15**
	28	at New York	W114-106	7-15
	30	**Detroit**	**W110-95**	**8-15**
Dec.	1	at Philadelphia	L106-108 (OT)	8-16
	2	at Cleveland	W130-104	9-16
	4	at Milwaukee	L109-124	9-17
	5	**Capital**	**W119-99**	**10-17**
	9	at Seattle	W110-107	11-17
	11	at Golden State	L107-114	11-18
	14	**Boston**	**L106-114**	**11-19**
	15	at Chicago	L100-104	11-20
	17	**New York**	**L97-109**	**11-21**
	19	**Seattle**	**L118-124 (OT)**	**11-22**
	21	**Atlanta**	**L110-124**	**11-23**
	22	at Capital	L89-98	11-24
	23	at Cleveland	L91-99	11-25
	26	**Kansas City-Omaha**	**W110-95**	**12-25**
	28	**Milwaukee**	**L111-127**	**12-26**
	29	at Atlanta	L110-114	12-27
Jan.	2	at Philadelphia	W101-99	13-27
	4	at Portland	W119-113	14-27

Date		Opponent	Score	Record
	5	at Golden State	L106-108	14-28
	6	at Seattle	L90-91	14-29
	8	**Golden State**	**L92-104**	**14-30**
	9	at Phoenix	L101-105	14-31
	11	at Buffalo	L99-117	14-32
	13	Buffalo (Toronto)	W121-112	15-32
	18	**New York**	**W96-90**	**16-32**
	20	at Capital	L105-111	16-33
	22	at New York	W108-93	17-33
	23	at Atlanta	W115-104	18-33
	25	at Detroit	L89-93	18-34
	27	**Buffalo**	**L108-122**	**18-35**
	29	**Seattle**	**L107-115**	**18-36**
	31	**Golden State**	**L108-109**	**18-37**
Feb.	2	at Atlanta	L107-117	18-38
	3	**Atlanta**	**W123-112**	**19-38**
	5	**L.A. Lakers**	**W116-112 (OT)**	**20-38**
	8	**Cleveland**	**W120-106**	**21-38**
	10	at Portland	W112-106	22-38
	12	at L.A. Lakers	W129-119	23-38
	14	at Phoenix	L99-107	23-39
	17	**Buffalo**	**L118-135**	**23-40**
	20	**Philadelphia**	**W115-98**	**24-40**
	22	**Milwaukee**	**L113-122**	**24-41**
	24	**Portland**	**W133-115**	**25-41**
	26	**Kansas City-Omaha**	**W118-101**	**26-41**
Mar.	**1**	**Phoenix**	**W117-111**	**27-41**
	2	at Atlanta	L122-129	27-42
	3	Milwaukee (Madison)	L106-112 (OT)	27-43
	6	**Chicago**	**L93-105**	**27-44**
	8	**Boston**	**W113-106**	**28-44**
	10	**Cleveland**	**W113-108**	**29-44**
	13	**Capital**	**W117-93**	**30-44**
	15	**Capital**	**W114-105**	**31-44**
	17	at Kansas City-Omaha	L114-125	31-45
	19	**Boston**	**L107-110**	**31-46**
	20	at Detroit	L99-103	31-47
	22	at Capital	L95-109	31-48
	23	Boston (Providence)	L105-108	31-49
	24	at Boston	L106-109 (OT)	31-50
	26	**Buffalo**	**W119-96**	**32-50**

1974-75 Houston Rockets

(41-41, 2nd Central)

Final Statistics

Player	G-S	Min	FGM-A	Pct.	FTM-A	Pct.	Rebounds O-D-Tot	Avg.	A	Avg.	PF-D	S	B	TP	Avg.
Rudy Tomjanovich	81-81	3134	694-1323	.525	289-366	.790	184-429-613	7.6	236	2.9	230-1	76	24	1677	20.7
Calvin Murphy	78-52	2513	557-1152	.484	341-386	.883	52-121-173	2.2	381	4.9	281-8	128	4	1455	18.7
Mike Newlin	79-70	2709	436-905	.482	265-305	.869	55-205-260	3.3	403	5.1	288-4	111	7	1137	14.4
Ed Ratleff	80-48	2563	392-851	.461	157-190	.826	185-274-459	5.7	259	3.2	231-5	146	51	941	11.8
Kevin Kunnert	75-34	1801	346-676	.512	116-169	.686	214-417-631	8.4	108	1.4	223-2	34	84	808	10.8
Zaid Abdul-Aziz	65-33	1450	235-538	.437	159-203	.783	154-334-488	7.5	84	1.3	128-1	37	74	629	9.7
Cliff Meely	48-5	753	156-349	.447	68-94	.723	55-109-164	3.4	45	0.9	117-4	21	21	380	7.9
Dave Wohl	75-39	1722	203-462	.439	79-106	.745	26-86-112	1.5	340	4.5	184-1	75	9	485	6.5
Ron Riley	77-33	1578	196-470	.417	71-97	.732	137-243-380	4.9	130	1.7	197-3	56	22	463	6.0
Steve Hawes	55-15	897	140-279	.502	45-55	.818	80-195-275	5.0	88	1.6	99-1	36	36	325	5.9
Owen Wells	33-0	214	42-100	.420	15-22	.682	12-23-35	1.1	22	0.7	38-0	9	3	99	3.0
Gus Bailey	47-0	446	51-126	.405	20-41	.488	23-59-82	1.8	59	1.3	52-0	17	16	122	2.6
ROCKETS	82	19780	3448-7231	.477	1625-2034	.799	1177-2495-3672	44.8	2155	26.3	2068-30	746	351	8521	103.9
OPPONENTS	82	19780	3429-7127	.481	1576-2127	.741	1036-2380-3416	41.7	2024	24.7	2063-37	750	308	8434	102.9

Date		Opponent	Score	Record
Oct.	18	at Milwaukee	W106-101	1-0
	19	at Atlanta	L112-118	1-1
	22	at New York	L100-110	1-2
	23	at Washington	L95-99	1-3
	25	**Philadelphia**	**W110-86**	**2-3**
	30	at New Orleans	W113-100	3-3
	31	**Washington**	**W95-92**	**4-3**
Nov.	**2**	**Kansas City-Omaha**	**W120-97**	**5-3**
	5	**New York**	**L93-106**	**5-4**
	7	**Milwaukee**	**W103-93**	**6-4**
	9	**Phoenix**	**L96-101**	**6-5**
	12	at Kansas City-Omaha	W103-99	7-5
	14	**Chicago**	**W105-96**	**8-5**
	16	**Detroit**	**W118-98**	**9-5**
	19	**Cleveland**	**W94-85**	**10-5**
	22	at L.A. Lakers	L83-89	10-6
	24	at Seattle	W124-109	11-6
	26	at Golden State	L124-144	11-7
	27	at Portland	L97-111	11-8
	29	**Atlanta**	**L91-96**	**11-9**
	30	at Phoenix	L100-112	11-10
Dec.	3	at Cleveland	L91-97	11-11
	4	at Detroit	L69-88	11-12
	6	**Boston**	**L114-120 (OT)**	**11-13**
	10	**Golden State**	**W111-97**	**12-13**
	11	at Philadelphia	L96-103	12-14
	12	Buffalo (Toronto)	L113-124	12-15
	14	**Kansas City-Omaha**	**W123-84**	**13-15**
	17	**New Orleans**	**W109-83**	**14-15**
	20	**Washington**	**W116-91**	**15-15**
	21	at Atlanta	W101-96	16-15
	26	**Atlanta**	**W114-86**	**17-15**
	28	**Buffalo**	**W125-117**	**18-15**
	30	**L.A. Lakers**	**W120-107**	**19-15**
Jan.	3	at Cleveland	L83-95	19-16
	4	at Milwaukee	L89-93	19-17
	5	at Kansas City	W115-106	20-17
	7	at Chicago	L97-106	20-18
	9	**Washington**	**L94-102**	**20-19**
	10	at New Orleans	L108-111	20-20
	16	**Seattle**	**L125-127 (OT)**	**20-21**
	17	**Portland**	**L106-127**	**20-22**
	18	Boston (Hartford)	L101-123	20-23
	21	**Boston**	**L102-113**	**20-24**
	23	at Atlanta	W96-95	21-24
	24	**Milwaukee**	**W95-91**	**22-24**
	26	at Washington	L90-118	22-25
	28	**L.A. Lakers**	**W104-89**	**23-25**
	30	**Detroit**	**W103-88**	**24-25**
Feb.	1	at New York	W95-93	25-25
	2	at Philadelphia	L77-90	25-26
	4	**Golden State**	**L105-107**	**25-27**
	5	at New Orleans	W124-97	26-27
	7	**Atlanta**	**W105-97**	**27-27**
	9	at Portland	W102-92	28-27
	11	at Golden State	W112-108 (OT)	29-27
	12	at Seattle	L103-104	29-28
	14	**New Orleans**	**L112-124**	**29-29**
	16	at Cleveland	L95-100	29-30
	18	**Portland**	**W107-83**	**30-30**
	21	**Philadelphia**	**W103-85**	**31-30**
	23	at New Orleans	L99-108	31-31
	25	**Cleveland**	**W114-87**	**32-31**
	28	**Chicago**	**W102-87**	**33-31**
Mar.	**1**	**New Orleans**	**W121-109**	**34-31**
	2	**Phoenix**	**W110-104**	**35-31**
	7	**Cleveland**	**W93-86**	**36-31**
	8	at Phoenix	W112-107	37-31
	9	at L.A. Lakers	L95-116	37-32
	11	**Seattle**	**L117-122 (OT)**	**37-33**
	12	at Washington	L88-117	37-34
	14	**New York**	**L94-103**	**37-35**
	16	at Boston	L94-99	37-36
	18	**Buffalo**	**W122-115**	**38-36**
	21	at Detroit	L110-121	38-37
	22	at Buffalo	L112-117	38-38
	23	at Cleveland	L95-101	38-39
	25	at Chicago	L94-112	38-40
	28	**Cleveland**	**W112-105**	**39-40**
	29	**New Orleans**	**W107-105**	**40-40**
Apr.	**1**	**Atlanta**	**W113-104**	**41-40**
	2	at Washington	L85-112	41-41

1975-76 Houston Rockets

(40-42, 3rd Central)

Final Statistics

Player	G-S	Min	FGM-A	Pct.	FTM-A	Pct.	Rebounds O-D-Tot	Avg.	A	Avg.	PF-D	S	B	TP	Avg.
Calvin Murphy	82-82	2995	675-1369	.493	372-410	.907	52-157-209	2.6	596	7.3	294-3	151	6	1722	21.0
Mike Newlin	82-82	3065	569-1123	.507	385-445	.865	72-264-336	4.1	457	5.6	263-5	106	5	1523	18.6
Rudy Tomjanovich	79-79	2912	622-1202	.517	221-288	.767	167-499-666	8.4	188	2.4	206-1	42	19	1465	18.5
Kevin Kunnert	80-80	2335	465-954	.487	102-156	.654	267-520-787	9.8	155	1.9	315-14	57	105	1032	12.9
Ed Ratleff	72-66	2401	314-647	.485	168-206	.816	107-272-379	5.3	260	3.6	234-4	114	37	796	11.1
Joe Meriweather	81-4	2042	338-684	.494	154-239	.644	163-353-516	6.4	82	1.0	219-4	36	120	830	10.2
John Johnson (TOT)	76	1697	316-697	.453	120-155	.774	94-238-332	4.4	217	2.9	194-1	57	36	752	9.9
John Johnson (HOU)	67-1	1485	275-609	.452	97-128	.758	81-211-292	4.4	163	2.4	163-0	50	28	647	9.7
Cliff Meely	14-0	174	32-81	.395	9-16	.563	12-40-52	3.7	10	0.7	31-1	9	4	73	5.2
Ron Riley	65-16	1049	115-280	.411	38-56	.679	91-213-304	4.7	75	1.2	137-1	32	21	268	4.1
Dave Wohl	50-0	700	66-163	.405	38-49	.776	9-47-56	1.1	112	2.2	112-2	26	1	170	3.4
Rudy White	32-0	284	42-102	.412	18-25	.720	13-25-38	1.2	30	0.9	32-0	19	5	102	3.2
Gus Bailey	30-0	262	28-77	.364	14-28	.500	20-30-50	1.7	41	1.4	33-1	14	8	70	2.3
Steve Hawes	6-0	51	5-13	.385	0-0	.000	5-13-18	3.0	10	1.7	6-0	0	0	10	1.7
ROCKETS	82	19755	3546-7304	.485	1616-2046	.790	1059-2644-3703	45.2	2213	27.0	2045-36	656	359	8708	106.2
OPPONENTS	82	19755	3603-7551	.477	1568-2072	.757	1116-2473-3589	43.8	2028	24.7	2050-23	684	311	8774	107.0

Date		Opponent	Score	Record
Oct.	24	at Boston	L94-109	0-1
	28	at Buffalo	L108-124	0-2
	31	at Detroit	L127-131	0-3
Nov.	**2**	**Milwaukee**	**W104-89**	**1-3**
	4	**New York**	**W119-106**	**2-3**
	8	**Cleveland**	**W116-112**	**3-3**
	12	**Buffalo**	**L80-93**	**3-4**
	13	at New York	L102-108	3-5
	15	**New Orleans**	**W103-101**	**4-5**
	18	at Cleveland	W95-91	5-5
	19	**L.A. Lakers**	**L110-118**	**5-6**
	21	at Phoenix	L92-107	5-7
	23	at L.A. Lakers	L99-110	5-8
	25	at Washington	W100-89	6-8
	26	**Washington**	**W97-85**	**7-8**
	29	**Philadelphia**	**W99-98**	**8-8**
Dec.	2	at Chicago	W91-77	9-8
	3	**Seattle**	**W107-101**	**10-8**
	5	at Detroit	L91-102	10-9
	6	**Detroit**	**W105-96**	**11-9**
	10	**Phoenix**	**L91-105**	**11-10**
	13	**Boston**	**L120-137**	**11-11**
	16	at Kansas City	W111-100	12-11
	17	at Buffalo	L85-88	12-12
	19	**Atlanta**	**W113-107**	**13-12**
	20	at Atlanta	L108-123	13-13
	23	**Chicago**	**W103-94**	**14-13**
	25	at New Orleans	L99-101	14-14
	27	at Golden State	W113-110	15-14
	28	at Seattle	L106-116	15-15
Jan.	1	at Portland	W110-107	16-15
	3	at Milwaukee	L101-126	16-16
	5	at Chicago	L97-98	16-17
	7	**Kansas City**	**L106-108**	**16-18**
	8	at Atlanta	W115-106	17-18
	10	**Portland**	**W105-94**	**18-18**
	14	**New York**	**L103-107 (OT)**	**18-19**
	16	**Golden State**	**L103-128**	**18-20**
	17	**New Orleans**	**L97-103**	**18-21**
	19	**Washington**	**W115-96**	**19-21**
	23	at Phoenix	L115-124	19-22
	24	**Seattle**	**W110-103**	**20-22**
	27	**Philadelphia**	**W127-116**	**21-22**
	28	**Cleveland**	**W108-93**	**22-22**
	29	at Kansas City	L86-119	22-23
	31	at New York	W130-114	23-23
Feb.	**5**	**New Orleans**	**L111-114**	**23-24**
	7	**Chicago**	**W89-87**	**24-24**
	9	**Kansas City**	**W105-86**	**25-24**
	11	**Boston**	**W115-103**	**26-24**
	13	at Philadelphia	L109-134	26-25
	14	at Washington	L89-108	26-26
	15	at Milwaukee	L105-113	26-27
	18	**L.A. Lakers**	**W114-98**	**27-27**
	20	**Milwaukee**	**W110-108**	**28-27**
	21	**Phoenix**	**L108-110 (OT)**	**28-28**
	22	at Cleveland	L103-107	28-29
	23	**Cleveland**	**W117-114**	**29-29**
	25	at Boston	L102-103	29-30
	27	at Buffalo	W113-107	30-30
	29	at Washington	L108-110	30-31
Mar.	3	at New Orleans	W113-105	31-31
	4	**Washington**	**L106-113**	**31-32**
	6	**Atlanta**	**W101-97**	**32-32**
	7	at Atlanta	L106-123	32-33
	10	**Portland**	**W113-110**	**33-33**
	12	**Buffalo**	**W113-100**	**34-33**
	13	**Golden State**	**L97-111**	**34-34**
	16	**New York**	**W116-111**	**35-34**
	17	**Atlanta**	**W124-112**	**36-34**
	19	at Portland	L105-111	36-35
	21	at Seattle	L107-117	36-36
	23	at L.A. Lakers	L106-125	36-37
	25	at Golden State	W123-104	37-37
	27	**Philadelphia**	**W109-95**	**38-37**
	30	at Cleveland	L86-95	38-38
Apr.	2	at Boston	L115-119	38-39
	5	at Philadelphia	L129-130 (OT)	38-40
	7	**Washington**	**L105-115**	**38-41**
	9	at New Orleans	L88-99	38-42
	10	**Detroit**	**W110-99**	**39-42**
	11	at Atlanta	W122-111	40-42

1976-77 Houston Rockets

(49-33, 1st Central)

Final Statistics

Player	G-S	Min	FGM-A	Pct.	FTM-A	Pct.	Rebounds O-D-Tot	Avg.	A	Avg.	PF-D	S	B	TP	Avg.
Rudy Tomjanovich	81-80	3130	733-1437	.510	287-342	.839	172-512-684	8.4	172	2.1	198-1	57	27	1753	21.6
Calvin Murphy	82-80	2764	596-1216	.490	272-307	.886	54-118-172	2.1	386	4.7	281-6	144	8	1464	17.9
Moses Malone (TOT)	82-71	2506	389-810	.480	305-440	.693	437-635-1072	13.1	89	1.1	275-3	67	181	1083	13.2
Moses Malone (HOU)	80-71	2500	389-810	.480	305-440	.693	437-634-1071	13.4	89	1.1	274-3	67	181	1083	13.5
Mike Newlin	82-34	2119	387-850	.455	269-304	.885	53-151-204	2.5	320	3.9	226-2	60	3	1043	12.7
John Lucas	82-56	2531	388-814	.477	135-171	.789	55-164-219	2.7	463	5.7	174-0	125	19	911	11.1
Kevin Kunnert	81-56	2050	333-685	.486	93-126	.738	210-459-669	8.3	154	1.9	361-17	35	105	759	9.4
John Johnson	79-24	1738	319-696	.458	94-132	.712	75-191-266	3.4	163	2.1	199-1	47	24	732	9.3
Dwight Jones	74-10	1239	167-338	.494	101-126	.802	98-186-284	3.8	48	0.7	175-1	38	19	435	5.9
Ed Ratleff	37-2	533	70-161	.435	26-42	.619	24-53-77	2.1	43	1.2	45-0	20	6	166	4.5
Tom Owens	46-1	462	68-135	.504	52-76	.684	47-95-142	3.1	18	0.4	96-2	4	13	188	4.1
Rudy White	46-0	368	47-106	.443	15-25	.600	13-28-41	0.9	35	0.8	39-0	11	1	109	2.4
Eugene Kennedy	32-1	277	31-58	.534	3-8	.375	14-37-51	1.6	6	0.2	45-1	7	5	65	2.0
Dave Wohl	14-0	62	7-17	.412	4-4	1.000	1-4-5	0.4	15	1.1	18-1	0	0	18	1.3
Phil Hicks	2-0	7	0-2	.000	0-0	.000	1-0-1	0.5	1	0.5	1-0	1	0	0	0.0
ROCKETS	82	19780	3535-7325	.483	1656-2103	.787	1254-2632-3886	47.4	1913	23.3	2132-35	616	411	8726	106.4
OPPONENTS	82	19780	3424-7356	.465	1746-2252	.775	1121-2232-3353	40.9	1883	23.0	1978-27	547	350	8594	104.8

Date		Opponent	Score	Record
Oct.	21	at Atlanta	W120-104	1-0
	23	**Phoenix**	**W129-126**	**2-0**
	27	**Philadelphia**	**L94-116**	**2-1**
	30	**Washington**	**W105-92**	**3-1**
Nov.	**3**	**Boston**	**W117-111 (OT)**	**4-1**
	5	at New Jersey	L91-95	4-2
	6	at Buffalo	L102-117	4-3
	9	at Chicago	W111-92	5-3
	10	**Seattle**	**W99-97**	**6-3**
	12	at Milwaukee	L99-111	6-4
	13	**New Jersey**	**L110-114**	**6-5**
	17	**Buffalo**	**W120-114 (OT)**	**7-5**
	20	**Kansas City**	**W127-126 (OT)**	**8-5**
	24	**Golden State**	**W113-107 (OT)**	**9-5**
	26	at New Orleans	W105-99	10-5
	27	**San Antonio**	**W125-116**	**11-5**
Dec.	**1**	**Detroit**	**W110-104**	**12-5**
	2	**Milwaukee**	**W137-110**	**13-5**
	4	**Indiana**	**W120-108**	**14-5**
	8	at Phoenix	L95-116	14-6
	10	at L.A. Lakers	L99-109	14-7
	11	at Golden State	L112-124	14-8
	12	at Seattle	W96-92	15-8
	14	at Portland	L84-104	15-9
	16	**Atlanta**	**W118-107**	**16-9**
	18	**New Orleans**	**L106-110**	**16-10**
	22	**Washington**	**W111-90**	**17-10**
	26	at Indiana	W93-79	18-10
	28	at New York	L99-111	18-11
	29	**Philadelphia**	**W93-91**	**19-11**
Jan.	1	at Washington	L89-104	19-12
	2	at Cleveland	L80-104	19-13
	5	**New York**	**W108-107**	**20-13**
	7	**Denver**	**L107-117**	**20-14**
	8	at Kansas City	L94-106	20-15
	11	Boston (Hartford)	L101-105	20-16
	12	at Philadelphia	L97-102	20-17
	14	at Milwaukee	W111-84	21-17
	15	**L.A. Lakers**	**W122-116**	**22-17**
	18	**Chicago**	**W103-85**	**23-17**
	19	**Boston**	**L102-112**	**23-18**

Date		Opponent	Score	Record
	21	at Detroit	L86-109	23-19
	22	**Portland**	**W110-107**	**24-19**
	27	**Detroit**	**W114-107**	**25-19**
	28	**Atlanta**	**W118-104**	**26-19**
	29	at Atlanta	L97-101	26-20
Feb.	3	at New York	L90-108	26-21
	5	**New York**	**W105-103**	**27-21**
	6	at New Orleans	L90-99	27-22
	8	**Cleveland**	**W97-81**	**28-22**
	9	**Chicago**	**W108-103**	**29-22**
	11	**San Antonio**	**L104-107**	**29-23**
	16	**Seattle**	**W124-95**	**30-23**
	17	at San Antonio	W113-99	31-23
	19	at Kansas City	L109-115	31-24
	22	at Denver	L106-118	31-25
	24	at Phoenix	W109-106	32-25
	25	at Portland	W123-106	33-25
	27	at L.A. Lakers	L101-106	33-26
Mar.	**2**	**L.A. Lakers**	**W120-113**	**34-26**
	5	**Milwaukee**	**W119-106**	**35-26**
	6	at New Jersey	W99-91	36-26
	7	at Buffalo	W128-107	37-26
	9	**Phoenix**	**W105-100**	**38-26**
	11	at Indiana	W124-109	39-26
	12	**New Orleans**	**W120-104**	**40-26**
	16	**New Jersey**	**W100-86**	**41-26**
	17	at Cleveland	W88-87	42-26
	18	at Philadelphia	L104-124	42-27
	19	**Buffalo**	**W110-104**	**43-27**
	22	**Indiana**	**W106-99**	**44-27**
	23	**Portland**	**W109-104**	**45-27**
	24	at San Antonio	L112-118	45-28
	26	**Kansas City**	**W107-97**	**46-28**
	27	at Detroit	L100-115	46-29
	29	at Golden State	L92-109	46-30
	30	at Seattle	L105-111	46-31
Apr.	1	at Washington	W91-85	47-31
	2	**Cleveland**	**W106-93**	**48-31**
	6	at Boston	W104-93	49-31
	8	at Chicago	L109-113	49-32
	9	**Denver**	**L110-118**	**49-33**

1977-78 Houston Rockets

(28-54, 6th Central)

Final Statistics

Player	G-S	Min	FGM-A	Pct.	FTM-A	Pct.	Rebounds O-D-Tot	Avg.	A	Avg.	PF-D	S	TO	B	TP	Avg.
Calvin Murphy	76-72	2900	852-1737	.491	245-267	.918	57-107-164	2.2	259	3.4	241-4	112	173	3	1949	25.6
Rudy Tomjanovich	23-23	849	217-447	.485	61-81	.753	40-98-138	6.0	32	1.4	63-0	15	38	5	495	21.5
Moses Malone	59-59	2107	413-828	.499	318-443	.718	380-506-886	15.0	31	0.5	179-3	48	220	76	1144	19.4
Mike Newlin	45-12	1181	216-495	.436	152-174	.874	36-84-120	2.7	203	4.5	128-1	52	120	9	584	13.0
John Lucas	82-82	2933	412-947	.435	193-250	.772	51-204-255	3.1	768	9.4	208-1	160	213	9	1017	12.4
Dwight Jones	82-50	2476	346-777	.445	181-233	.777	215-426-641	7.8	109	1.3	265-2	77	165	39	873	10.6
Kevin Kunnert	80-44	2152	368-842	.437	93-135	.689	262-431-693	8.7	97	1.2	315-13	44	141	90	829	10.4
Robert Reid	80-55	1849	261-574	.455	63-96	.656	111-248-359	4.5	121	1.5	277-8	67	81	51	585	7.3
Alonzo Bradley	43-11	798	130-304	.428	43-59	.729	24-75-99	2.3	54	1.3	83-1	16	55	6	303	7.0
Ron Behagen	3-0	33	7-11	.636	0-1	.000	2-5-7	2.3	2	0.7	6-0	0	3	0	14	4.7
Ed Ratleff	68-1	1163	130-310	.419	39-47	.830	56-106-162	2.4	153	2.3	109-0	60	67	22	299	4.4
John Johnson	1-0	11	1-4	.250	2-3	.667	2-1-3	3.0	1	1.0	3-0	0	3	0	4	4.0
C.J Kupec	49-0	626	84-197	.426	27-33	.818	27-64-91	1.9	50	1.0	54-0	10	24	3	195	4.0
Zaid Abdul-Aziz (TOT)	16-0	158	23-60	.383	17-23	.739	19-31-50	3.1	10	0.6	29-0	3	11	3	63	3.9
Zaid Abdul-Aziz (HOU)	14-0	134	20-47	.426	15-20	.750	13-22-35	2.5	7	0.5	25-0	2	8	2	55	3.9
Rudy White	21-0	219	31-85	.365	14-18	.778	8-13-21	1.0	22	1.1	24-0	8	22	0	76	3.6
Mike Dunleavy (TOT)	15-0	119	20-50	.400	13-18	.722	1-9-10	0.7	28	1.9	12-0	9	12	1	53	3.5
Mike Dunleavy (HOU)	11-0	102	17-43	.395	11-16	.688	1-8-9	0.8	22	2.0	12-0	8	9	1	45	4.1
Robin Jones	12-0	66	11-20	.550	4-10	.400	5-9-14	1.2	2	0.2	16-0	1	7	1	26	2.2
Larry Moffett	20-0	110	5-17	.294	6-10	.600	10-11-21	1.1	7	0.4	16-0	2	8	2	16	0.8
Phil Bond	7-0	21	2-6	.333	0-0	.000	1-3-4	0.6	2	0.3	1-0	1	2	0	4	0.6
ROCKETS	82	19730	3523-7691	.458	1467-1896	.774	1301-2421-3722	45.4	1942	23.7	2025-33	683	1376	319	8513	103.8
OPPONENTS	82	19730	3571-7704	.482	1699-2238	.759	1195-2525-3720	45.4	1990	24.3	1752-18	605	1410	360	8841	107.8

Date		Opponent	Score	Record
Oct.	**19**	**Chicago**	**L103-107**	**0-1**
	21	at Kansas City	L94-95	0-2
	22	**Boston**	**W110-98**	**1-2**
	27	**Milwaukee**	**W133-110**	**2-2**
	29	**Phoenix**	**W125-112**	**3-2**
Nov.	**3**	**Golden State**	**W113-111 (OT)**	**4-2**
	4	at Milwaukee	L108-110	4-3
	5	**Washington**	**W116-105**	**5-3**
	8	at Chicago	L104-117	5-4
	9	at Detroit	L107-127	5-5
	10	**Atlanta**	**L101-132**	**5-6**
	12	**Portland**	**W104-102**	**6-6**
	16	**Buffalo**	**L97-101**	**6-7**
	19	**New Orleans**	**L101-103**	**6-8**
	22	at Philadelphia	L99-105	6-9
	23	at Boston	L100-109	6-10
	25	at Washington	L91-93	6-11
	28	at New York	L86-104	6-12
	29	**New York**	**W120-103**	**7-12**
Dec.	1	at Cleveland	W105-92	8-12
	3	**Philadelphia**	**W120-116 (OT)**	**9-12**
	6	at Golden State	L105-107	9-13
	9	at L.A. Lakers	W116-105	10-13
	10	at Phoenix	L93-110	10-14
	11	at Seattle	L84-116	10-15
	14	**L.A. Lakers**	**L91-113**	**10-16**
	17	**Phoenix**	**L97-101**	**10-17**
	20	at Buffalo	L104-110	10-18
	21	at New Jersey	W103-93	11-18
	23	at San Antonio	L101-107	11-19
	26	**Kansas City**	**W113-99**	**12-19**
	29	**Cleveland**	**W104-99**	**13-19**
	30	at Indiana	L98-99	13-20
Jan.	**4**	**Indiana**	**W104-96**	**14-20**
	6	**Milwaukee**	**L101-103**	**14-21**
	7	at Atlanta	L82-106	14-22
	10	at Philadelphia	L80-95	14-23
	11	at Boston	L88-91	14-24
	12	**Denver**	**L106-109**	**14-25**
	14	**San Antonio**	**W104-93**	**15-25**
	17	at New Orleans	L95-99	15-26

Date		Opponent	Score	Record
	18	**Seattle**	**L104-106**	**15-27**
	20	**Detroit**	**W118-108**	**16-27**
	22	at L.A. Lakers	L101-106	16-28
	25	at Phoenix	L96-118	16-29
	27	at Denver	L100-105	16-30
	29	at Portland	L88-123	16-31
Feb.	**1**	**New Jersey**	**W124-103**	**17-31**
	3	**New York**	**W112-102**	**18-31**
	8	**Chicago**	**W105-101**	**19-31**
	9	at San Antonio	L94-104	19-32
	10	**San Antonio**	**L114-125**	**19-33**
	12	at New Orleans	W119-112	20-33
	14	at Kansas City	L102-125	20-34
	15	**Indiana**	**W126-122**	**21-34**
	17	at Milwaukee	L98-115	21-35
	18	**Atlanta**	**W121-112**	**22-35**
	21	**Boston**	**W111-96**	**23-35**
	22	at Detroit	L108-119	23-36
	24	at New Jersey	L112-126	23-37
	26	at Buffalo	W110-106	24-37
	27	**Cleveland**	**L97-110**	**24-38**
Mar.	**1**	**Buffalo**	**L104-114**	**24-39**
	3	at Atlanta	L110-133	24-40
	5	at Washington	L88-106	24-41
	7	at New York	L101-112	24-42
	9	**Portland**	**L94-97**	**24-43**
	10	**Washington**	**L114-117**	**24-44**
	11	**Seattle**	**L91-93**	**24-45**
	14	at Cleveland	L98-119	24-46
	16	**Detroit**	**L98-106**	**24-47**
	18	**New Jersey**	**L104-106**	**24-48**
	21	at Chicago	L99-101	24-49
	22	**L.A. Lakers**	**L106-124**	**24-50**
	24	**Kansas City**	**W107-103**	**25-50**
	29	**Golden State**	**L89-112**	**25-51**
Apr.	**1**	**Philadelphia**	**W116-112**	**26-51**
	2	at Denver	L100-109	26-52
	4	at Portland	W101-89	27-52
	5	at Seattle	L100-113	27-53
	7	**New Orleans**	**L114-117**	**27-54**
	8	at Indiana	W112-111	28-54

1978-79 Houston Rockets

(47-35, 2nd Central)

Final Statistics

Player	G-S	Min	FGM-A	Pct.	FTM-A	Pct.	Rebounds O-D-Tot	Avg.	A	Avg.	PF-D	S	TO	B	TP	Avg.
Moses Malone	82-82	3390	716-1325	.540	599-811	.739	587-857-1444	17.6	147	1.8	223-0	79	326	119	2031	24.8
Calvin Murphy	82-81	2941	707-1424	.496	246-265	.928	78-95-173	2.1	351	4.3	288-5	117	187	6	1660	20.2
Rudy Tomjanovich	74-74	2641	620-1200	.517	168-221	.760	170-402-572	7.7	137	1.9	186-0	44	138	18	1408	19.0
Rick Barry	80-78	2566	461-1000	.461	160-169	.947	40-237-277	3.5	502	6.3	195-0	95	198	38	1082	13.5
Robert Reid	82-27	2259	382-777	.492	131-186	.704	129-354-483	5.9	230	2.8	302-7	75	131	48	895	10.9
Mike Newlin	76-28	1828	283-581	.487	212-243	.872	51-119-170	2.2	291	3.8	218-3	51	175	79	778	10.2
Mike Dunleavy	74-19	1486	215-425	.506	159-184	.864	28-100-128	1.7	324	4.4	168-2	56	130	5	589	8.0
Dwight Jones	81-2	1215	181-395	.458	96-132	.727	110-218-328	4.1	57	0.7	204-1	34	102	26	458	5.7
Slick Watts	61-19	1046	92-227	.405	41-67	.612	35-68-103	1.7	243	4.0	143-1	73	71	14	225	3.7
Jack Dorsey	20-0	108	24-43	.558	8-16	.500	12-11-23	1.2	2	0.1	25-0	1	8	2	56	2.8
Alonzo Bradley	34-0	245	37-88	.420	22-33	.667	13-33-46	1.4	17	0.5	33-0	5	17	1	96	2.8
E.C. Coleman	6-0	39	5-7	.714	1-1	1.000	1-6-7	1.2	1	0.2	11-0	2	0	0	11	1.8
Tom Barker	5-0	16	3-6	.500	2-2	1.000	2-4-6	1.2	0	0.0	5-0	0	1	0	8	1.6
ROCKETS	82	19780	3726-7498	.497	1845-2330	.792	1256-2504-3760	45.9	2302	28.1	2001-19	632	1510	286	9297	113.4
OPPONENTS	82	19780	3795-7625	.498	1627-2211	.736	1186-2315-3501	42.7	2278	27.8	2055-43	660	1400	431	9217	112.4

Date		Opponent	Score	Record
Oct.	13	at New York	W111-107	1-0
	14	at Boston	W114-108	2-0
	18	**New Jersey**	**W139-87**	**3-0**
	19	at Kansas City	L103-108	3-1
	21	**Boston**	**W118-101**	**4-1**
	25	**New York**	**W106-101**	**5-1**
	28	**Philadelphia**	**L99-101**	**5-2**
	29	at Denver	L121-134	5-3
Nov.	**1**	**Golden State**	**L105-112**	**5-4**
	4	**Phoenix**	**W110-103**	**6-4**
	10	at Milwaukee	L126-131	6-5
	11	**San Diego**	**W136-123**	**7-5**
	15	**Chicago**	**L103-117**	**7-6**
	18	**San Antonio**	**W126-120**	**8-6**
	22	**L.A. Lakers**	**L114-121**	**8-7**
	24	at Phoenix	L113-120	8-8
	25	at Portland	L105-127	8-9
	26	at Seattle	W108-103	9-9
	29	at Golden State	L94-109	9-10
	30	at San Diego	W113-104	10-10
Dec.	2	at Chicago	L91-105	10-11
	6	**Washington**	**L96-101**	**10-12**
	8	at New Orleans	W110-106	11-12
	9	**Portland**	**W116-110**	**12-12**
	12	**Boston**	**W112-105**	**13-12**
	14	**Golden State**	**W126-123 (OT)**	**14-12**
	15	at Philadelphia	L84-91	14-13
	20	at New Jersey	W108-105	15-13
	21	at Cleveland	L90-101	15-14
	23	**New York**	**W129-107**	**16-14**
	26	at Kansas City	W109-102	17-14
	27	at Detroit	L119-131	17-15
	29	**Milwaukee**	**W106-103**	**18-15**
	30	**Detroit**	**W112-101**	**19-15**
Jan.	**3**	**New Jersey**	**W127-122**	**20-15**
	5	**Atlanta**	**L106-109**	**20-16**
	6	**L.A. Lakers**	**W115-112 (OT)**	**21-16**
	8	at Milwaukee	L104-116	21-17
	9	**Kansas City**	**W126-110**	**22-17**
	12	**Cleveland**	**W107-96**	**23-17**
	13	**New Orleans**	**W117-106**	**24-17**

Date		Opponent	Score	Record
	14	at Atlanta	L105-115	24-18
	17	at Golden State	W104-103	25-18
	19	at L.A. Lakers	W122-121 (OT)	26-18
	20	at Phoenix	L97-116	26-19
	24	**Denver**	**W117-116**	**27-19**
	27	**Seattle**	**L94-99**	**27-20**
	30	at Indiana	L106-112	27-21
	31	at Boston	L102-119	27-22
Feb.	**2**	**Washington**	**L106-120**	**27-23**
	6	**Detroit**	**W113-108**	**28-23**
	8	**Milwaukee**	**W134-129**	**29-23**
	9	at New Orleans	W106-99	30-23
	10	**Seattle**	**W113-101**	**31-23**
	13	**Indiana**	**L120-124**	**31-24**
	15	**Portland**	**W119-116**	**32-24**
	16	at Detroit	L96-110	32-25
	18	at New Jersey	L124-126 (OT)	32-26
	22	at Washington	W120-110	33-26
	25	at San Antonio	L107-127	33-27
	27	at Atlanta	L111-125	33-28
	28	**Denver**	**W122-97**	**34-28**
Mar.	2	at Portland	W118-98	35-28
	4	at Seattle	L109-119	35-29
	6	at Denver	W119-118	36-29
	7	at San Diego	L115-138	36-30
	10	**New Orleans**	**W124-109**	**37-30**
	14	**Kansas City**	**W129-107**	**38-30**
	16	**Chicago**	**W124-118**	**39-30**
	17	**Phoenix**	**W134-122**	**40-30**
	21	**Philadelphia**	**L108-114**	**40-31**
	23	at Indiana	L134-141	40-32
	24	**Atlanta**	**W120-116**	**41-32**
	27	at Chicago	W122-116	42-32
	28	**Indiana**	**L124-125**	**42-33**
	30	at San Antonio	W117-116	43-33
Apr.	1	at Cleveland	L105-114	43-34
	3	at New York	W116-115	44-34
	4	at Philadelphia	L120-121	44-35
	6	**Cleveland**	**W112-110**	**45-35**
	7	**San Antonio**	**W123-106**	**46-35**
	8	at Washington	W112-102	47-35

1979-80 Houston Rockets

(41-41, 2nd Central)

Final Statistics

Player	G-S	Min	FGM-A	Pct.	3PM-A	Pct.	FTM-A	Pct.	Rebounds O-D-Tot	Avg.	A	Avg.	PF-D	S	TO	B	TP	Avg.
Moses Malone	82-82	3140	778-1549	.502	0-6	.000	563-783	.719	573-617-1190	14.5	147	1.8	210-0	80	300	107	2119	25.8
Calvin Murphy	76-75	2676	624-1267	.493	1-25	.040	271-302	.897	68-82-150	2.0	299	3.9	269-3	143	162	9	1520	20.0
Rudy Tomjanovich	62-50	1834	370-778	.476	22-79	.278	118-147	.803	132-226-358	5.8	109	1.8	161-2	32	98	10	880	14.2
Robert Reid	76-54	2304	419-861	.487	0-3	.000	153-208	.736	140-301-441	5.8	244	3.2	281-2	132	164	57	991	13.0
Rick Barry	72-28	1816	325-771	.422	73-221	.330	143-153	.935	53-183-236	3.3	268	3.7	182-0	80	152	28	866	12.0
Allen Leavell	77-31	2123	330-656	.503	3-19	.158	180-221	.814	57-127-184	2.4	417	5.4	197-1	127	205	28	843	10.9
Billy Paultz (TOT)	84	2193	327-673	.486	0-0	.000	109-182	.599	187-399-586	7.0	188	2.2	213-3	69	-	84	764	9.1
Billy Paultz (HOU)	37-21	980	138-292	.473	0-0	.000	43-82	.524	92-173-265	7.2	70	1.9	86-0	22	57	39	319	8.6
Mike Dunleavy	51-7	1036	148-319	.464	3-20	.150	111-134	.828	26-74-100	2.0	210	4.1	120-2	40	110	4	410	8.0
Dwight Jones	21-0	278	50-119	.420	0-0	.000	27-36	.750	31-41-72	3.4	11	0.5	48-0	4	20	5	127	6.0
Tom Henderson	66-51	1551	154-323	.477	0-2	.000	56-77	.727	34-77-111	1.7	274	4.2	107-1	55	102	4	364	5.5
Major Jones	82-11	1545	188-392	.480	1-3	.333	61-108	.565	147-234-381	4.7	67	0.8	186-0	50	112	67	438	5.3
John Shumate	29-0	332	34-64	.531	0-0	.000	33-44	.750	25-54-79	2.7	23	0.8	39-0	8	27	9	101	3.5
Rudy White	9-0	106	13-24	.542	0-0	.000	10-13	.769	0-9-9	1.0	5	0.6	8-0	5	8	0	36	4.0
Paul Mokeski	12-0	113	11-33	.333	0-0	.000	7-9	.778	14-15-29	2.4	2	0.2	24-0	1	10	6	29	2.4
Alonzo Bradley	22-0	96	17-48	.354	1-1	1.000	6-9	.667	2-4-6	0.3	3	0.1	9-0	3	8	0	41	1.9
ROCKETS	82	19930	3599-7496	.480	104-379	.274	1782-2326	.766	1394-2217-3611	44.0	2149	26.2	1927-11	782	1565	373	9084	110.8
OPPONENTS	82	19930	3658-7382	.496	58-215	.270	1696-2153	.788	1290-2317-3607	44.0	2223	27.1	2049-29	778	1596	428	9070	110.7

Date		Opponent	Score	Record
Oct.	12	at Boston	L106-114	0-1
	13	at Philadelphia	L105-113	0-2
	16	at New York	L121-126	0-3
	17	**Indiana**	**W116-112**	**1-3**
	20	**Atlanta**	**W107-102**	**2-3**
	24	**Boston**	**L99-100**	**2-4**
	28	at New Jersey	L115-120	2-5
	30	at Cleveland	L112-124	2-6
	31	at Indiana	L129-133 (OT)	2-7
Nov.	3	at Detroit	W114-111	3-7
	7	**New Jersey**	**W106-101**	**4-7**
	10	**Detroit**	**W112-104**	**5-7**
	13	at Chicago	W128-127	6-7
	14	**Golden State**	**W133-92**	**7-7**
	16	**New York**	**W133-130**	**8-7**
	17	at Atlanta	W102-100	9-7
	20	at New York	L125-130 (OT)	9-8
	21	**Philadelphia**	**W97-94**	**10-8**
	23	at Philadelphia	L102-113	10-9
	24	**Washington**	**L103-105**	**10-10**
	27	at Kansas City	L115-117	10-11
	28	**Cleveland**	**W113-111 (OT)**	**11-11**
	30	**Atlanta**	**W106-95**	**12-11**
Dec.	**1**	**Portland**	**W120-112 (OT)**	**13-11**
	5	**L.A. Lakers**	**L114-116**	**13-12**
	7	**Detroit**	**W124-109**	**14-12**
	8	at San Antonio	L129-138	14-13
	12	at San Diego	W118-107	15-13
	13	at Phoenix	L113-121	15-14
	14	at Seattle	L101-109	15-15
	16	at Portland	L101-123	15-16
	19	**Chicago**	**L102-108**	**15-17**
	21	at Philadelphia	L106-117	15-18
	22	at Washington	L114-122	15-19
	26	**San Antonio**	**W143-110**	**16-19**
	27	at Atlanta	L110-112	16-20
	29	**Philadelphia**	**W104-100**	**17-20**
Jan.	**2**	**Boston**	**L103-111**	**17-21**
	4	at New Jersey	L101-104	17-22
	5	**Phoenix**	**W111-110**	**18-22**
	8	at Cleveland	W118-115 (OT)	19-22

Date		Opponent	Score	Record
	9	**Denver**	**W114-112**	**20-22**
	12	**Cleveland**	**W112-96**	**21-22**
	13	at Milwaukee	W121-117	22-22
	16	**New Jersey**	**L112-122**	**22-23**
	18	**Washington**	**W134-111**	**23-23**
	19	at Detroit	L110-122	23-24
	22	at Boston	L106-112	23-25
	23	**San Diego**	**W111-110 (2OT)**	**24-25**
	26	**Seattle**	**W123-111**	**25-25**
	29	at Indiana	L112-133	25-26
	30	**San Antonio**	**L111-118**	**25-27**
	31	**Philadelphia**	**L105-110**	**25-28**
Feb.	**6**	**New Jersey**	**W115-114**	**26-28**
	8	**Cleveland**	**W105-104**	**27-28**
	9	**Utah**	**W117-95**	**28-28**
	12	at San Antonio	W120-118	29-28
	13	**New York**	**W122-117**	**30-28**
	15	**Milwaukee**	**L103-114**	**30-29**
	17	at Denver	L99-112	30-30
	20	at Golden State	L102-115	30-31
	22	at Utah	W94-82	31-31
	24	at L.A. Lakers	L100-112	31-32
	26	**Indiana**	**W93-88**	**32-32**
	27	**Washington**	**W110-97**	**33-32**
	28	at Washington	L99-105	33-33
Mar.	**2**	**Kansas City**	**L91-94**	**33-34**
	4	at Atlanta	W93-83	34-34
	5	**Boston**	**L99-103 (OT)**	**34-35**
	7	at New Jersey	W111-110 (2OT)	35-35
	8	**Atlanta**	**L79-97**	**35-36**
	11	at New York	L109-129	35-37
	12	at Boston	L105-121	35-38
	14	at Washington	L85-92	35-39
	16	at Detroit	W102-99	36-39
	19	**New York**	**W139-113**	**37-39**
	20	at Cleveland	L96-109	37-40
	22	**Indiana**	**W125-110**	**38-40**
	25	at San Antonio	L107-126	38-41
	26	**San Antonio**	**W113-101**	**39-41**
	28	**Detroit**	**W128-112**	**40-41**
	30	at Indiana	W121-106	41-41

1980-81 Houston Rockets

(40-42, 2nd Midwest)

Final Statistics

Player	G-S	Min	FGM-A	Pct.	3PM-A	Pct.	FTM-A	Pct.	Rebounds O-D-Tot	Avg.	A	Avg.	PF-D	S	TO	B	TP	Avg.
Moses Malone	80-80	3245	806-1545	.522	1-3	.333	609-804	.757	474-706-1180	14.8	141	1.8	223-0	83	308	150	2222	27.8
Calvin Murphy	76-11	2014	528-1074	.492	4-17	.235	206-215	.958	33-54-87	1.2	222	2.9	209-0	111	129	6	1266	16.7
Robert Reid	82-82	2963	536-1113	.482	0-4	.000	229-303	.756	164-419-583	7.1	344	4.2	325-4	163	198	66	1301	15.9
Rudy Tomjanovich	52-38	1264	263-563	.467	12-51	.235	65-82	.793	78-130-208	4.0	81	1.6	121-0	19	58	6	603	11.6
Mike Dunleavy	74-35	1609	310-632	.491	1-16	.063	156-186	.839	28-90-118	1.6	268	3.6	165-1	64	137	2	777	10.5
Allen Leavell	79-32	1686	258-548	.471	2-17	.118	124-149	.832	30-104-134	1.7	384	4.9	160-1	97	189	15	642	8.1
Billy Paultz	81-29	1659	262-517	.507	0-3	.000	75-153	.490	111-280-391	4.8	105	1.3	182-1	28	89	72	599	7.4
Bill Willoughby	55-11	1145	150-287	.523	0-0	.000	49-64	.766	74-153-227	4.1	64	1.2	102-0	18	74	31	349	6.3
Calvin Garrett	70-35	1638	188-415	.453	1-3	.333	50-62	.806	85-179-264	3.8	132	1.9	167-0	50	90	10	427	6.1
Tom Henderson	66-45	1411	137-332	.413	0-3	.000	78-95	.821	30-74-104	1.6	307	4.7	111-1	53	93	4	352	5.3
Major Jones	68-12	1003	117-252	.464	0-1	.000	64-101	.634	96-138-234	3.4	41	0.6	112-0	18	57	23	298	4.4
John Stroud	9-0	88	11-34	.324	0-0	.000	3-4	.750	7-6-13	1.4	9	1.0	7-0	1	7	0	25	2.8
Lee Johnson	10-0	80	7-23	.304	0-0	.000	3-5	.600	6-14-20	2.0	1	0.1	17-0	0	4	5	17	1.7
ROCKETS	82	19805	3573-7335	.487	21-118	.178	1711-2223	.770	1216-2347-3563	43.5	2099	25.6	1901-8	705	1451	390	8878	108.3
OPPONENTS	82	19805	3617-7341	.493	49-171	.287	1568-2108	.744	1177-2367-3544	43.2	2191	26.7	1977-18	689	1430	367	8851	107.9

Date		Opponent	Score	Record
Oct.	10	at San Diego	L104-120	0-1
	12	at L.A. Lakers	L103-114	0-2
	15	**Seattle**	**W103-100**	**1-2**
	17	at Portland	W102-99	2-2
	18	at Golden State	L101-108	2-3
	21	at Denver	W119-117	3-3
	23	**Kansas City**	**L96-105**	**3-4**
	25	**Detroit**	**L109-112**	**3-5**
	29	**Dallas**	**W109-103**	**4-5**
Nov.	**5**	**San Diego**	**L104-111**	**4-6**
	8	**Phoenix**	**L115-116**	**4-7**
	11	at Dallas	W105-94	5-7
	12	**L.A. Lakers**	**W107-104**	**6-7**
	14	at Utah	L115-117	6-8
	15	at Seattle	L139-143 (OT)	6-9
	18	**Seattle**	**W138-118**	**7-9**
	20	at Cleveland	W117-114	8-9
	21	at New Jersey	W116-108	9-9
	22	at Indiana	L120-129	9-10
	24	at New York	L110-113 (OT)	9-11
	26	**Philadelphia**	**L100-101**	**9-12**
	28	at San Antonio	W124-115	10-12
	29	**Dallas**	**W115-90**	**11-12**
	30	at Phoenix	L114-117	11-13
Dec.	**3**	**Cleveland**	**W118-109**	**12-13**
	5	at Kansas City	L100-108	12-14
	6	**Denver**	**W111-108**	**13-14**
	10	**L.A. Lakers**	**L108-109**	**13-15**
	12	at Portland	L100-106	13-16
	13	at Golden State	W99-97	14-16
	17	**San Antonio**	**L107-113**	**14-17**
	19	at Boston	L119-133	14-18
	20	at Chicago	L109-133	14-19
	21	at Milwaukee	L91-123	14-20
	23	**Golden State**	**L99-114**	**14-21**
	26	at Detroit	W114-94	15-21
	27	at Washington	L97-115	15-22
	30	**San Diego**	**W104-98**	**16-22**
Jan.	**1**	**Utah**	**W117-103**	**17-22**
	2	at Dallas	W124-120 (OT)	18-22
	3	**Denver**	**L132-134**	**18-23**
	7	**Kansas City**	**L108-114**	**18-24**
	9	at Philadelphia	L94-107	18-25
	10	**Portland**	**W106-105**	**19-25**
	14	**Chicago**	**W109-105**	**20-25**
	16	at Phoenix	L89-92	20-26
	17	**New York**	**L98-99**	**20-27**
	18	at Denver	W98-97	21-27
	21	**Phoenix**	**W106-100**	**22-27**
	23	at Kansas City	L107-113	22-28
	24	**Utah**	**W106-91**	**23-28**
	28	**New Jersey**	**W111-99**	**24-28**
	29	at Utah	L97-99	24-29
Feb.	**3**	**Denver**	**W135-128 (OT)**	**25-29**
	4	**Dallas**	**W116-68**	**26-29**
	6	at Phoenix	L99-112	26-30
	7	**Atlanta**	**W87-81**	**27-30**
	11	**San Antonio**	**W108-89**	**28-30**
	13	**L.A. Lakers**	**L105-114**	**28-31**
	14	**Milwaukee**	**L112-117**	**28-32**
	19	at San Diego	L99-116	28-33
	20	at L.A. Lakers	W110-107	29-33
	22	at Seattle	W111-96	30-33
	23	at Utah	W106-102	31-33
	25	**Indiana**	**W101-100**	**32-33**
	27	**Seattle**	**W96-92**	**33-33**
	28	**San Diego**	**L103-104**	**33-34**
Mar.	1	at San Antonio	L86-102	33-35
	4	**Boston**	**L101-108**	**33-36**
	6	**Washington**	**L104-105**	**33-37**
	7	at Atlanta	L108-114	33-38
	11	**Golden State**	**W109-92**	**34-38**
	13	**Portland**	**W126-104**	**35-38**
	14	**Utah**	**W101-82**	**36-38**
	15	at Denver	L127-138	36-39
	18	at Golden State	L117-118	36-40
	20	at Portland	L103-107	36-41
	22	at Kansas City	W114-108	37-41
	24	at Dallas	W114-111 (OT)	38-41
	25	**San Antonio**	**W117-111**	**39-41**
	27	**Kansas City**	**W91-84**	**40-41**
	29	at San Antonio	L109-135	40-42

1981-82 Houston Rockets

(46-36, 2nd Midwest)

Final Statistics

Player	G-S	Min	FGM-A	Pct.	3PM-A	Pct.	FTM-A	Pct.	Rebounds O-D-Tot	Avg.	A	Avg.	PF-D	S	TO	B	TP	Avg.
Moses Malone	81-81	3398	945-1822	.519	0-6	.000	630-827	.762	558-630-1188	14.7	142	1.8	208-0	76	294	125	2520	31.1
Elvin Hayes	82-82	3032	519-1100	.472	0-5	.000	280-422	.664	267-480-747	9.1	144	1.8	287-4	62	208	104	1318	16.1
Robert Reid	77-75	2913	437-958	.456	1-10	.100	160-214	.748	175-336-511	6.6	314	4.1	297-2	115	157	48	1035	13.4
Allen Leavell	79-61	2150	370-793	.467	9-31	.290	115-135	.852	49-119-168	2.1	457	5.8	182-2	150	153	15	864	10.9
Calvin Murphy	64-0	1204	277-648	.427	1-16	.063	100-110	.909	20-41-61	1.0	163	2.7	142-0	43	82	1	655	10.2
Bill Willoughby	69-42	1475	240-464	.517	3-7	.429	56-77	.727	107-157-264	3.8	75	1.1	146-1	31	78	59	539	7.8
Mike Dunleavy	70-15	1315	206-450	.458	33-86	.384	75-106	.708	24-80-104	1.5	227	3.2	161-0	45	80	3	520	7.4
Tom Henderson	75-23	1721	183-403	.454	0-2	.000	105-150	.700	33-105-138	1.8	306	4.1	120-0	55	105	7	471	6.3
Calvin Garrett	51-22	858	105-242	.434	3-10	.300	17-26	.654	27-67-94	1.8	76	1.5	94-0	32	38	6	230	4.5
Major Jones	60-6	746	113-213	.531	0-3	.000	42-77	.545	80-122-202	3.4	25	0.4	100-0	20	50	29	268	4.5
Larry Spriggs	4-0	37	7-11	.636	0-0	.000	0-2	.000	2-4-6	1.5	4	1.0	7-0	2	4	0	14	3.5
Billy Paultz	65-3	807	89-226	.394	0-0	.000	34-65	.523	54-126-180	2.8	41	0.6	99-0	15	45	22	212	3.3
Jawann Oldham	22-0	124	13-36	.361	0-0	.000	8-14	.571	7-17-24	1.1	3	0.1	28-0	2	6	10	34	1.5
ROCKETS	82	19780	3504-7366	.476	50-176	.284	1622-2225	.729	1403-2284-3687	45.0	1977	24.1	1871-9	648	1321	429	8680	105.9
OPPONENTS	82	19780	3566-7180	.497	48-202	.238	1503-2011	.747	1170-2304-3474	42.4	2128	26.0	2047-36	678	1341	353	8683	105.9

Date		Opponent	Score	Record
Oct.	30	at L.A. Lakers	W 113-112 (2OT)	1-0
	31	at San Diego	L110-125	1-1
Nov.	**3**	**New York**	**W101-98**	**2-1**
	4	at Denver	L100-112	2-2
	6	at Kansas City	L86-90	2-3
	7	**Cleveland**	**L92-96**	**2-4**
	11	**L.A. Lakers**	**L93-95**	**2-5**
	13	**Golden State**	**L100-102**	**2-6**
	14	**Utah**	**W109-105 (OT)**	**3-6**
	17	at Indiana	W102-82	4-6
	18	at Boston	W106-104	5-6
	20	at Washington	W95-94	6-6
	21	at Philadelphia	L106-135	6-7
	24	**New Jersey**	**L84-102**	**6-8**
	25	at Phoenix	L114-128	6-9
	27	at Seattle	L110-117	6-10
	29	at L.A. Lakers	L104-122	6-11
Dec.	**1**	**Kansas City**	**L104-106**	**6-12**
	5	**Portland**	**W110-98**	**7-12**
	8	**Seattle**	**L96-107**	**7-13**
	9	at Milwaukee	L83-89	7-14
	11	at Chicago	L105-118	7-15
	12	**Dallas**	**W101-97**	**8-15**
	15	**Phoenix**	**W99-95**	**9-15**
	18	at Dallas	W112-93	10-15
	19	**Chicago**	**W102-95**	**11-15**
	22	**Denver**	**L109-121**	**11-16**
	26	at Utah	W115-104	12-16
	29	**Atlanta**	**L93-102**	**12-17**
	30	at San Antonio	L104-109	12-18
Jan.	2	at San Diego	W108-101	13-18
	5	at Golden State	W112-111	14-18
	7	at Seattle	L107-116	14-19
	10	at Portland	W111-109	15-19
	12	**San Diego**	**W107-106**	**16-19**
	14	**Portland**	**L100-111**	**16-20**
	15	at San Antonio	L90-128	16-21
	16	**San Antonio**	**W116-99**	**17-21**
	19	**Kansas City**	**W120-112**	**18-21**
	22	**Utah**	**W128-110**	**19-21**
	23	**Denver**	**L109-111**	**19-22**

Date		Opponent	Score	Record
	26	**Indiana**	**W104-94**	**20-22**
	28	**Philadelphia**	**W109-101**	**21-22**
Feb.	**2**	**San Diego**	**W122-106**	**22-22**
	5	**Phoenix**	**W106-104**	**23-22**
	7	at Kansas City	W126-110	24-22
	9	at San Diego	W129-121	25-22
	11	**Seattle**	**W117-100**	**26-22**
	13	**Washington**	**W111-104**	**27-22**
	16	at Detroit	L109-111	27-23
	17	at Cleveland	W110-102	28-23
	19	at New Jersey	W103-96	29-23
	21	at New York	L106-122	29-24
	23	**Dallas**	**W105-95**	**30-24**
	24	at Denver	W120-110	31-24
	26	**Golden State**	**W111-95**	**32-24**
	27	at Dallas	L105-108 (OT)	32-25
Mar.	**2**	**San Antonio**	**L117-119**	**32-26**
	4	at Utah	W128-124	33-26
	5	**Boston**	**L98-100**	**33-27**
	7	at Phoenix	W94-92	34-27
	9	**Milwaukee**	**W103-91**	**35-27**
	12	**Denver**	**L115-130**	**35-28**
	13	**Portland**	**W112-107**	**36-28**
	16	**Phoenix**	**L109-114**	**36-29**
	18	at Atlanta	L94-95	36-30
	19	**Detroit**	**L102-111**	**36-31**
	21	at L.A. Lakers	L102-107	36-32
	23	at Utah	W117-115	37-32
	25	at Portland	W108-95	38-32
	26	at Seattle	W99-97	39-32
	28	at Golden State	W94-92	40-32
	30	**Dallas**	**W99-95**	**41-32**
Apr.	**1**	**Golden State**	**W104-101**	**42-32**
	4	at San Antonio	W95-93	43-32
	6	**L.A. Lakers**	**L97-108**	**43-33**
	10	**San Antonio**	**W105-100**	**44-33**
	11	at Dallas	L97-109	44-34
	13	**Kansas City**	**W99-95**	**45-34**
	14	at Denver	L122-141	45-35
	16	**Utah**	**W107-100**	**46-35**
	18	at Kansas City	L104-106	46-36

1982-83 Houston Rockets

(14-68, 6th Midwest)

Final Statistics

Player	G-S	Min	FGM-A	Pct.	3PM-A	Pct.	FTM-A	Pct.	Rebounds O-D-Tot	Avg.	A	Avg.	PF-D	S	TO	B	TP	Avg.
Allen Leavell	79-76	2602	439-1059	.415	42-175	.240	247-297	.832	64-131-195	2.5	530	6.7	215-0	165	198	14	1167	14.8
James Bailey (TOT)	75-39	1765	385-774	.497	0-1	.000	226-322	.702	171-303-474	6.3	67	0.9	271-7	43	-	60	996	13.3
James Bailey (HOU)	69-39	1715	376-756	.497	0-1	.000	224-320	.700	168-300-468	6.8	65	0.9	256-7	42	190	59	976	14.1
Elvin Hayes	81-43	2302	424-890	.476	2-4	.500	196-287	.683	199-417-616	7.6	158	2.0	232-2	50	200	81	1046	12.9
Calvin Murphy	64-0	1423	337-754	.447	4-14	.286	138-150	.920	34-40-74	1.2	158	2.5	163-3	59	89	4	816	12.8
Terry Teagle	73-45	1708	332-776	.428	10-29	.345	87-125	.696	74-120-194	2.7	150	2.1	171-0	53	137	18	761	10.4
Joe Bryant	81-56	2055	344-768	.448	8-36	.222	116-165	.703	88-189-277	3.4	186	2.3	258-4	82	177	30	812	10.0
Wally Walker	82-59	2251	362-806	.449	1-4	.250	72-116	.621	137-236-373	4.6	199	2.4	202-3	37	144	22	797	9.7
Caldwell Jones	82-82	2440	307-677	.453	0-2	.000	162-206	.786	222-446-668	8.2	138	1.7	278-2	46	171	131	776	9.5
Major Jones	60-4	878	142-311	.457	0-2	.000	56-102	.549	114-149-263	4.4	39	0.7	104-0	22	83	22	340	5.7
Tom Henderson	51-2	789	107-263	.407	0-2	.000	45-57	.789	18-51-69	1.4	138	2.7	57-0	37	50	2	25	5.1
Chuck Nevitt	6-0	64	11-15	.733	0-0	.000	1-4	.250	6-11-17	2.8	0	0.0	14-0	1	7	12	23	3.8
Jeff Taylor	44-4	774	64-160	.400	0-1	.000	30-46	.652	25-53-78	1.8	110	2.5	82-1	40	60	15	158	3.6
Billy Paultz	57-0	695	89-200	.445	0-0	.000	26-57	.456	54-113-167	2.9	57	1.0	95-0	12	41	12	204	3.6
Calvin Garrett	4-0	34	4-11	.364	0-1	.000	2-2	1.000	3-4-7	1.8	3	0.8	4-0	0	3	0	10	2.5
ROCKETS	82	19730	3338-7466	.448	67-271	.247	1402-1934	.725	1206-2260-3466	42.3	1931	23.6	2131-22	646	1571	422	8145	99.3
OPPONENTS	82	19730	3641-7244	.503	33-125	.264	1781-2375	.750	1198-2710-3908	47.7	2252	27.5	1933-13	772	1504	406	9096	110.9

Date		Opponent	Score	Record
Oct.	29	at Seattle	L95-128	0-1
	30	at Golden State	L110-117	0-2
Nov.	**2**	**Dallas**	**L103-113**	**0-3**
	3	at Dallas	L101-102	0-4
	9	**Phoenix**	**L91-119**	**0-5**
	11	at Portland	L90-111	0-6
	12	at L.A. Lakers	L96-127	0-7
	14	**Seattle**	**L99-102**	**0-8**
	16	at New York	L93-120	0-9
	17	at Boston	L94-112	0-10
	19	at Indiana	W109-98	1-10
	23	**Detroit**	**L106-128**	**1-11**
	25	**Kansas City**	**L79-88**	**1-12**
	27	**Chicago**	**W108-99**	**2-12**
Dec.	**1**	**L.A. Lakers**	**L95-106**	**2-13**
	3	at San Antonio	L78-88	2-14
	4	**San Antonio**	**W94-93**	**3-14**
	7	**Seattle**	**L88-107**	**3-15**
	8	at Utah	L93-101	3-16
	10	at Phoenix	L83-97	3-17
	11	**Utah**	**L94-101**	**3-18**
	14	**San Antonio**	**L93-102**	**3-19**
	17	**Indiana**	**W114-107**	**4-19**
	18	at Utah	L97-116	4-20
	21	at Golden State	L85-92	4-21
	23	at Portland	L82-88	4-22
	26	**L.A. Lakers**	**L94-96**	**4-23**
	28	**Philadelphia**	**L93-104**	**4-24**
	30	**San Diego**	**L93-108**	**4-25**
Jan.	2	at Milwaukee	L82-103	4-26
	4	**Boston**	**L87-88**	**4-27**
	6	at San Diego	W109-107	5-27
	7	at Denver	L97-125	5-28
	8	**Utah**	**L82-87**	**5-29**
	11	**San Diego**	**L97-105**	**5-30**
	14	at San Antonio	L92-96	5-31
	15	**Denver**	**L111-131**	**5-32**
	18	**Washington**	**W100-98**	**6-32**
	19	at Denver	L93-130	6-33
	21	at Kansas City	L108-115	6-34
	22	**Portland**	**L96-113 (OT)**	**6-35**

Date		Opponent	Score	Record
	25	**New Jersey**	**W114-111**	**7-35**
	27	**Golden State**	**W98-84**	**8-35**
	29	at Dallas	L113-119	8-36
Feb.	1	at Chicago	L76-129	8-37
	2	**Denver**	**W135-128**	**9-37**
	4	at Phoenix	L99-115	9-38
	5	**New York**	**L101-102**	**9-39**
	8	**Kansas City**	**W116-115 (OT)**	**10-39**
	10	at Washington	L100-104	10-40
	15	**Atlanta**	**L91-101**	**10-41**
	17	at Detroit	L110-113	10-42
	18	at Philadelphia	L98-127	10-43
	20	at Kansas City	L106-128	10-44
	22	**Portland**	**L107-113**	**10-45**
	24	**Milwaukee**	**L103-114**	**10-46**
	26	**San Diego**	**W120-108**	**11-46**
Mar.	**1**	**Dallas**	**L115-123**	**11-47**
	2	at New Jersey	L85-124	11-48
	4	at Atlanta	L87-115	11-49
	5	**Seattle**	**L103-126**	**11-50**
	8	**Cleveland**	**L99-102**	**11-51**
	10	**Golden State**	**L109-119**	**11-52**
	12	**Phoenix**	**L94-105**	**11-53**
	15	**Dallas**	**L110-123**	**11-54**
	17	at Phoenix	L99-125	11-55
	18	at Golden State	W122-120	12-55
	22	at San Diego	L98-128	12-56
	24	at Portland	L97-104	12-57
	25	at Seattle	W106-104	13-57
	27	at L.A. Lakers	L93-114	13-58
	29	**Kansas City**	**L95-111**	**13-59**
	30	at Cleveland	L95-102	13-60
Apr.	1	at San Antonio	L99-124	13-61
	2	**San Antonio**	**L101-112**	**13-62**
	5	at Utah	L97-126	13-63
	6	at Dallas	W101-99	14-63
	9	**Denver**	**L105-123**	**14-64**
	12	**L.A. Lakers**	**L113-114**	**14-65**
	13	at Denver	L112-131	14-66
	15	at Kansas City	L102-117	14-67
	16	**Utah**	**L117-126**	**14-68**

1983-84 Houston Rockets

(29-53, 6th Midwest)

Final Statistics

Player	G-S	Min	FGM-A	Pct.	3PM-A	Pct.	FTM-A	Pct.	Rebounds O-D-Tot	Avg.	A	Avg.	PF-D	S	TO	B	TP	Avg.
Ralph Sampson	82-82	2693	716-1369	.523	1-4	.250	287-434	.661	293-620-913	11.1	163	2.0	339-16	70	294	197	1720	21.0
Lewis Lloyd	82-82	2578	610-1182	.516	3-13	.231	235-298	.789	128-167-295	3.6	321	3.9	211-4	102	245	44	1458	17.8
Robert Reid	64-28	1936	406-857	.474	2-8	.250	81-123	.659	97-144-341	5.3	217	3.4	243-5	88	92	30	895	14.0
Allen Leavell	82-27	2009	349-731	.477	11-71	.155	238-286	.832	31-86-117	1.4	459	5.6	199-2	107	184	12	947	11.5
Rodney McCray	79-36	2081	335-672	.499	1-4	.250	182-249	.731	173-277-450	5.7	176	2.2	205-1	53	120	54	853	10.8
Caldwell Jones	81-73	2506	318-633	.502	1-3	.333	164-196	.837	168-414-582	7.2	156	1.9	335-7	46	158	80	80	9.9
James Bailey	73-0	1174	254-517	.491	0-1	.000	138-192	.719	104-190-294	4.0	79	1.1	197-8	33	101	40	646	8.8
Phil Ford	81-55	2020	236-470	.502	2-15	.133	98-117	.838	28-109-137	1.7	410	5.1	243-7	59	135	8	572	7.1
Terry Teagle	68-0	616	148-315	.470	7-27	.259	37-44	.841	28-50-78	1.2	63	0.9	81-1	13	62	4	340	5.0
Elvin Hayes	81-4	994	158-389	.406	0-2	.000	86-132	.652	87-173-260	3.2	71	0.9	123-1	16	82	28	402	5.0
Wally Walker	58-18	612	118-241	.490	2-6	.333	6-18	.333	26-66-92	1.6	55	0.9	65-0	17	33	4	244	4.2
Craig Ehlo	7-0	63	11-27	.407	0-0	.000	1-1	1.000	4-5-9	1.3	6	1.0	13-0	3	3	0	23	3.3
Major Jones	57-5	473	70-130	.538	0-0	.000	30-49	.612	33-82-115	2.0	28	0.5	63-0	14	30	14	170	3.0
ROCKETS	82	19755	3729-7533	.495	30-154	.195	1583-2139	.740	1200-2483-3683	44.9	2204	26.9	2317-52	621	1562	515	9071	110.6
OPPONENTS	82	19755	3583-7412	.483	42-157	.268	2116-2803	.755	1197-2458-3655	44.6	2023	24.7	1916-19	782	1421	426	9324	113.7

Date		Opponent	Score	Record
Oct.	**29**	**San Antonio**	**W106-100**	**1-0**
Nov.	1	at Indiana	L108-116	1-1
	2	at Cleveland	L94-103	1-2
	4	at Detroit	W113-108	2-2
	5	at Kansas City	L106-123	2-3
	8	**Portland**	**L104-122**	**2-4**
	10	**Utah**	**L109-118**	**2-5**
	12	**Dallas**	**W100-98**	**3-5**
	15	**New Jersey**	**L86-104**	**3-6**
	18	at Denver	L127-134	3-7
	19	**Golden State**	**W125-105**	**4-7**
	22	**Phoenix**	**W118-96**	**5-7**
	25	**Philadelphia**	**L101-115**	**5-8**
	26	at Atlanta	L109-115	5-9
	29	**Chicago**	**W116-110**	**6-9**
	30	at Dallas	L102-113	6-10
Dec.	**2**	**Seattle**	**W125-102**	**7-10**
	3	at New York	L101-117	7-11
	6	**Washington**	**L109-113**	**7-12**
	7	at Milwaukee	L101-103	7-13
	9	at Chicago	W115-112 (OT)	8-13
	10	**Utah**	**L121-128**	**8-14**
	13	**Phoenix**	**W129-110**	**9-14**
	15	at Utah	L111-138	9-15
	17	**Indiana**	**W109-94**	**10-15**
	21	at San Diego	L97-128	10-16
	22	at Seattle	W116-112	11-16
	23	at Portland	L84-97	11-17
	27	**San Diego**	**L95-110**	**11-18**
	29	**Boston**	**W107-94**	**12-18**
	30	at Phoenix	L110-121	12-19
Jan.	**3**	**Dallas**	**L117-119**	**12-20**
	4	Utah (Las Vegas)	L111-116	12-21
	6	at Seattle	L102-118	12-22
	8	at L.A. Lakers	W129-118	13-22
	10	**L.A. Lakers**	**L132-136 (OT)**	**13-23**
	12	**Portland**	**L117-120**	**13-24**
	13	at San Antonio	L103-133	13-25
	14	**Kansas City**	**W109-104**	**14-25**
	17	**Denver**	**W124-115**	**15-25**
	20	**San Antonio**	**W138-104**	**16-25**

Date		Opponent	Score	Record
	21	**Utah**	**W115-105**	**17-25**
	24	**Golden State**	**W118-98**	**18-25**
	26	at L.A. Lakers	L102-131	18-26
	31	at Kansas City	W122-107	19-26
Feb.	**2**	**Dallas**	**W123-107**	**20-26**
	4	**New York**	**L95-103**	**20-27**
	7	at Washington	L92-95	20-28
	8	at Philadelphia	L107-118	20-29
	10	at Boston	L101-114	20-30
	12	at New Jersey	L103-107	20-31
	14	**Detroit**	**L119-126**	**20-32**
	16	at San Diego	W111-100	21-32
	18	**Phoenix**	**L102-126**	**21-33**
	21	**Milwaukee**	**W119-102**	**22-33**
	22	at Dallas	L106-112	22-34
	25	**Golden State**	**L112-118**	**22-35**
	28	**Seattle**	**W111-105**	**23-35**
Mar.	**1**	**Kansas City**	**L101-108**	**23-36**
	3	at Golden State	W108-106	24-36
	6	at Denver	L128-130	24-37
	7	at Phoenix	L110-123	24-38
	10	at San Antonio	L118-123	24-39
	11	**Cleveland**	**W108-101**	**25-39**
	13	**San Diego**	**W117-109**	**26-39**
	16	at San Diego	L118-128	26-40
	17	**L.A. Lakers**	**L111-123**	**26-41**
	20	**Kansas City**	**L102-115**	**26-42**
	21	at Denver	L125-134	26-43
	23	at Dallas	L104-116	26-44
	24	**Atlanta**	**W103-102**	**27-44**
	27	**Denver**	**W140-137**	**28-44**
	29	at L.A. Lakers	L109-115	28-45
	31	**Portland**	**L102-106**	**28-46**
Apr.	2	at Utah	L100-111	28-47
	3	at Golden State	L92-99	28-48
	5	at Portland	W129-114	29-48
	8	at Seattle	L107-120	29-49
	10	at San Antonio	L111-121	29-50
	11	**Denver**	**L110-130**	**29-51**
	13	**San Antonio**	**L128-129 (OT)**	**29-52**
	14	at Kansas City	L96-108	29-53

1984-85 Houston Rockets

(48-34, 2nd Midwest)

Final Statistics

Player	G-S	Min	FGM-A	Pct.	3PM-A	Pct.	FTM-A	Pct.	Rebounds O-D-Tot	Avg.	A	Avg.	PF-D	S	TO	B	TP	Avg.
Ralph Sampson	82-82	3086	753-1499	.502	0-6	.000	303-448	.676	227-626-853	10.4	224	2.7	306-10	81	326	168	1809	22.1
Hakeem Olajuwon	82-82	2914	677-1258	.538	0-0	.000	338-551	.613	440-534-974	11.9	111	1.4	344-10	99	234	220	1692	20.6
Rodney McCray	82-82	3001	476-890	.535	0-6	.000	231-313	.738	201-338-539	6.6	355	4.3	215-2	90	178	75	1183	14.4
Lewis Lloyd	82-58	2128	457-869	.526	2-8	.250	161-220	.732	98-133-231	2.8	280	3.4	196-1	73	177	28	1077	13.1
John Lucas	47-21	1158	206-446	.462	21-66	.318	103-129	.798	21-64-85	1.8	318	6.8	78-0	62	102	2	536	11.4
Mitchell Wiggins	82-24	1575	318-657	.484	6-23	.261	96-131	.733	110-125-235	2.9	119	1.5	195-1	83	90	13	738	9.0
Robert Reid	82-0	1763	312-648	.481	1-16	.063	88-126	.698	81-192-273	3.3	171	2.1	196-1	48	101	22	713	8.7
Lionel Hollins	80-60	1950	249-540	.461	3-13	.231	108-136	.794	33-140-173	2.2	417	5.2	187-1	78	170	10	609	7.6
Allen Leavell	42-0	536	88-209	.421	8-37	.216	44-57	.772	8-29-37	0.9	102	2.4	61-0	23	51	4	228	5.4
Larry Micheaux	39-0	394	74-122	.607	0-3	.000	17-26	.654	44-55-99	2.5	17	0.4	49-0	12	28	14	165	4.2
Jim Petersen	60-0	714	70-144	.486	0-0	.000	50-66	.758	44-103-147	2.5	29	0.5	125-1	14	71	32	190	3.2
Craig Ehlo	45-0	189	34-69	.493	0-3	.000	19-30	.633	8-17-25	0.6	26	0.1	26-0	11	32	3	87	1.9
Phil Ford	25-1	290	14-47	.298	0-4	.000	16-18	.889	3-24-27	1.1	61	2.4	33-0	6	17	1	44	1.8
Hank McDowell	34-0	132	20-42	.476	0-1	.000	7-10	.700	7-15-22	0.7	9	0.3	22-0	3	8	5	47	1.4
ROCKETS	82	19830	3748-7440	.504	41-186	.220	1581-2261	.699	1325-2395-3720	45.4	2239	27.3	2033-27	683	1605	597	9118	111.2
OPPONENTS	82	19830	3500-7274	.481	90-258	.349	1887-2425	.778	1159-2222-3381	41.2	2117	25.8	1903-22	773	1495	415	8977	109.5

Date		Opponent	Score	Record
Oct.	27	at Dallas	W121-111	1-0
	30	**Dallas**	**W106-84**	**2-0**
Nov.	1	at Kansas City	W109-106	3-0
	3	**New York**	**W105-93**	**4-0**
	6	**Kansas City**	**W108-94**	**5-0**
	8	**Seattle**	**W99-89**	**6-0**
	10	**L.A. Clippers**	**W117-92**	**7-0**
	13	**Cleveland**	**W106-98**	**8-0**
	14	at Indiana	L117-125	8-1
	16	at Denver	L102-119	8-2
	17	**San Antonio**	**W141-133**	**9-2**
	20	**Detroit**	**W123-117**	**10-2**
	23	at Utah	L98-111	10-3
	24	at Dallas	L95-113	10-4
	27	at San Antonio	W114-97	11-4
	28	**Boston**	**L100-110**	**11-5**
	30	at Atlanta	W116-102	12-5
Dec.	**1**	**Seattle**	**L86-94**	**12-6**
	4	**L.A. Clippers**	**L100-116**	**12-7**
	6	at Golden State	L113-114	12-8
	8	at Portland	W127-120	13-8
	9	at Seattle	L90-96	13-9
	11	at Phoenix	L112-120	13-10
	13	**Atlanta**	**W96-93**	**14-10**
	15	**Dallas**	**W117-115**	**15-10**
	18	at Chicago	W104-96	16-10
	19	**L.A. Lakers**	**L116-123**	**16-11**
	22	**Denver**	**W125-107**	**17-11**
	26	at Milwaukee	L87-97	17-12
	27	at Kansas City	L92-96	17-13
	29	**Portland**	**W108-92**	**18-13**
Jan.	2	at Denver	W113-111	19-13
	5	at Golden State	W103-94	20-13
	6	at Utah	L92-121	20-14
	8	**Kansas City**	**W112-110**	**21-14**
	11	at Philadelphia	L108-115	21-15
	13	at New Jersey	L99-100	21-16
	15	at Portland	L117-121	21-17
	16	at L.A. Clippers	L88-98	21-18
	18	at Phoenix	W112-101	22-18
	19	**Utah**	**W120-95**	**23-18**

Date		Opponent	Score	Record
	22	**Phoenix**	**W101-97**	**24-18**
	25	**San Antonio**	**L107-122**	**24-19**
	26	**Milwaukee**	**L102-105**	**24-20**
	28	**New Jersey**	**W97-93**	**25-20**
	30	at L.A. Lakers	W116-113	26-20
Feb.	**2**	**Denver**	**W131-128 (OT)**	**27-20**
	5	**L.A. Lakers**	**L104-113**	**27-21**
	7	**Golden State**	**W112-105**	**28-21**
	12	**Phoenix**	**W126-114**	**29-21**
	14	at New York	W113-105	30-21
	16	at Cleveland	W122-115	31-21
	19	**Dallas**	**L115-124**	**31-22**
	20	at Phoenix	W126-122	32-22
	22	**Portland**	**W117-103**	**33-22**
	23	**Washington**	**L115-123**	**33-23**
	26	at L.A. Lakers	L94-100	33-24
	27	at L.A. Clippers	W117-109	34-24
Mar.	1	at Utah	W119-115	35-24
	3	**Philadelphia**	**W99-90**	**36-24**
	5	at Denver	L131-133 (2OT)	36-25
	6	**Utah**	**L90-94**	**36-26**
	8	**Indiana**	**W125-105**	**37-26**
	9	at San Antonio	W123-117	38-26
	12	**Denver**	**W131-129**	**39-26**
	15	at Washington	L114-120	39-27
	17	at Boston	L120-134	39-28
	19	**Chicago**	**W106-100**	**40-28**
	22	**L.A. Lakers**	**L107-130**	**40-29**
	26	**Kansas City**	**W115-93**	**41-29**
	27	at Detroit	L110-127	41-30
	29	**Golden State**	**W121-116**	**42-30**
	30	**Utah**	**W106-96**	**43-30**
Apr.	1	at Seattle	W127-116	44-30
	2	at Portland	L113-127	44-31
	4	at Golden State	L108-113	44-32
	6	at Dallas	W139-127 (2OT)	45-32
	7	at San Antonio	L105-126	45-33
	9	**San Antonio**	**W124-103**	**46-33**
	11	at Kansas City	W125-123	47-33
	12	**L.A. Clippers**	**L110-115**	**47-34**
	14	**Seattle**	**W121-98**	**48-34**

1985-86 Houston Rockets

(51-31, 1st Midwest)

Final Statistics

Player	G-S	Min	FGM-A	Pct.	3PM-A	Pct.	FTM-A	Pct.	Rebounds O-D-Tot	Avg.	A	Avg.	PF-D	S	TO	B	TP	Avg.
Hakeem Olajuwon	68-68	2467	625-1188	.526	0-0	.000	347-538	.645	333-448-781	11.5	137	2.0	271-9	134	195	231	1597	23.5
Ralph Sampson	79-76	2864	624-1280	.488	2-15	.133	241-376	.641	258-621-879	11.1	283	3.6	308-12	99	285	129	1491	18.9
Lewis Lloyd	82-82	2444	592-1119	.529	3-15	.200	199-236	.843	155-169-324	4.0	300	3.7	216-0	102	194	24	1386	16.9
John Lucas	65-65	2120	365-818	.446	45-146	.308	231-298	.775	33-110-143	2.2	571	8.8	124-0	77	149	5	1006	15.5
Robert Reid	82-5	2157	409-881	.464	6-33	.182	162-214	.757	67-234-301	3.7	222	2.7	231-3	91	96	16	986	12.0
Rodney McCray	82-82	2610	338-629	.537	0-3	.000	171-222	.770	159-361-520	6.3	292	3.6	197-2	50	130	58	847	10.0
Allen Leavell	74-12	1190	212-458	.463	24-67	.358	135-158	.854	6-61-67	0.9	234	3.2	126-1	58	88	8	583	7.9
Mitchell Wiggins	78-0	1198	222-489	.454	1-12	.083	86-118	.729	87-72-159	2.0	101	1.3	155-1	59	62	5	531	6.8
Jim Petersen	82-20	1664	196-411	.477	0-3	.000	113-160	.706	149-247-396	4.8	85	1.0	231-2	38	84	54	505	6.2
Steve Harris	57-0	482	103-233	.442	1-5	.200	50-54	.926	25-32-57	1.0	50	0.9	55-0	21	34	4	257	4.5
Hank McDowell	22-0	204	24-42	.571	0-1	.000	17-25	.680	12-37-49	2.2	6	0.3	25-0	1	10	3	65	3.0
Craig Ehlo	36-0	199	36-84	.429	3-9	.333	23-29	.793	17-29-46	1.3	29	0.8	22-0	11	5	4	98	2.7
Granville Waiters	43-0	156	13-39	.333	0-1	.000	1-6	.167	15-13-28	0.7	8	0.2	30-0	4	11	10	27	0.6
ROCKETS	82	19730	3759-7671	.490	85-310	.274	1776-2434	.730	1316-2434-3750	45.7	2318	28.3	1991-30	745	1374	551	9379	114.4
OPPONENTS	82	19730	3638-7402	.491	87-268	.325	1802-2406	.749	1190-2389-3579	43.7	2196	26.8	1977-22	683	1464	386	9165	111.8

Date		Opponent	Score	Record
Oct.	25	at Utah	W112-108	1-0
	26	at L.A. Clippers	L129-130 (2OT)	1-1
	29	**Seattle**	**W111-99**	**2-1**
	31	at Sacramento	L116-122	2-2
Nov.	**2**	**San Antonio**	**W111-98**	**3-2**
	5	**Portland**	**W127-113**	**4-2**
	7	**L.A. Clippers**	**W137-115**	**5-2**
	9	at Dallas	W115-110	6-2
	12	**Denver**	**W127-119**	**7-2**
	14	**New Jersey**	**W112-107**	**8-2**
	16	**Dallas**	**W122-117**	**9-2**
	19	at Denver	L113-127	9-3
	20	**Indiana**	**W126-97**	**10-3**
	22	at Seattle	L103-122	10-4
	24	at Portland	L118-125	10-5
	26	**Golden State**	**W130-108**	**11-5**
	27	at L.A. Clippers	W137-130 (OT)	12-5
	29	at Phoenix	L110-126	12-6
	30	**Sacramento**	**W131-114**	**13-6**
Dec.	**3**	**Phoenix**	**W118-112**	**14-6**
	6	at L.A. Lakers	L112-120	14-7
	7	**Chicago**	**W116-104**	**15-7**
	10	**Utah**	**W134-105**	**16-7**
	12	**Dallas**	**W123-120**	**17-7**
	14	at Utah	L100-114	17-8
	17	at Cleveland	W98-94	18-8
	18	at Philadelphia	L108-126	18-9
	20	at New Jersey	L112-122	18-10
	21	at Atlanta	L122-123	18-11
	26	**Utah**	**W106-99**	**19-11**
	28	**Portland**	**W118-108**	**20-11**
	30	at Denver	L122-125	20-12
Jan.	2	at Golden State	W120-115	21-12
	4	**Philadelphia**	**W115-100**	**22-12**
	7	**Golden State**	**W124-115**	**23-12**
	9	**San Antonio**	**W120-110**	**24-12**
	11	**Washington**	**W87-86**	**25-12**
	14	**Utah**	**L102-105**	**25-13**
	15	at San Antonio	W119-113	26-13
	18	**New York**	**W104-95**	**27-13**
	19	at Dallas	L96-131	27-14
	21	at Seattle	W100-96	28-14
	23	**Sacramento**	**W124-107**	**29-14**
	25	**Detroit**	**W117-112**	**30-14**
	28	**Cleveland**	**W116-109**	**31-14**
	30	at Sacramento	W111-109	32-14
Feb.	1	at Chicago	L122-132	32-15
	3	**Denver**	**W104-102**	**33-15**
	6	**L.A. Lakers**	**L95-117**	**33-16**
	11	**Atlanta**	**W113-100**	**34-16**
	13	at San Antonio	L115-119	34-17
	15	at L.A. Clippers	L101-108	34-18
	17	at Golden State	W116-110	35-18
	18	at Sacramento	L105-115	35-19
	20	**Milwaukee**	**L113-120**	**35-20**
	21	at Dallas	W111-104	36-20
	24	**Dallas**	**W110-105**	**37-20**
	25	at Utah	L97-100	37-21
	27	**Denver**	**W117-111**	**38-21**
Mar.	1	at Portland	L112-117	38-22
	3	at Seattle	L105-118	38-23
	4	at Denver	L115-128	38-24
	6	**Sacramento**	**W116-105**	**39-24**
	8	**San Antonio**	**W126-117**	**40-24**
	11	**Boston**	**L104-116**	**40-25**
	13	**Portland**	**W126-118**	**41-25**
	15	**L.A. Clippers**	**W148-116**	**42-25**
	16	at L.A. Lakers	L111-116	42-26
	18	**Phoenix**	**W112-109**	**43-26**
	20	at Milwaukee	L106-116	43-27
	22	at New York	W114-99	44-27
	24	at Boston	L107-114	44-28
	26	at Indiana	W110-101	45-28
	28	at Detroit	L107-116	45-29
	29	at Washington	W114-109	46-29
Apr.	**1**	**Golden State**	**W125-121**	**47-29**
	3	at San Antonio	W136-110	48-29
	4	at Phoenix	W112-89	49-29
	6	**L.A. Lakers**	**W109-103**	**50-29**
	7	**Seattle**	**W109-95**	**51-29**
	10	at L.A. Lakers	L113-117	51-30
	11	**Phoenix**	**L92-110**	**51-31**

1986-87 Houston Rockets

(42-40, 3rd Midwest)

Final Statistics

Player	G-S	Min	FGM-A	Pct.	3PM-A	Pct.	FTM-A	Pct.	Rebounds O-D-Tot	Avg.	A	Avg.	PF-D	S	TO	B	TP	Avg.
Hakeem Olajuwon	75-75	2760	677-1332	.508	1-5	.200	400-570	.702	315-543-858	11.4	220	2.9	294-8	140	228	254	1755	23.4
Ralph Sampson	43-32	1326	277-566	.489	0-3	.000	118-189	.624	88-284-372	8.7	120	2.8	169-6	40	126	58	672	15.6
Rodney McCray	81-81	3136	432-783	.552	0-9	.000	306-393	.779	190-388-578	7.1	434	5.4	172-2	88	208	53	1170	14.4
Robert Reid	75-63	2594	420-1006	.417	53-162	.327	136-177	.768	47-242-289	3.9	323	4.3	232-2	75	104	21	1029	13.7
Lewis Lloyd	32-14	688	165-310	.532	1-7	.143	65-86	.756	13-35-48	1.5	90	2.8	69-0	19	52	5	396	12.4
Jim Petersen	82-56	2403	386-755	.511	0-4	.000	152-209	.727	177-380-557	6.8	127	1.5	268-5	43	152	102	924	11.3
Mitchell Wiggins	32-19	788	153-350	.437	0-5	.000	49-65	.754	74-59-133	4.2	6	2.4	82-1	44	50	3	355	11.1
Cedric Maxwell (TOT)	81-31	1968	253-477	.530	0-1	.000	303-391	.775	175-260-435	5.4	197	2.4	178-1	39	136	14	809	10.0
Cedric Maxwell (HOU)	46-0	836	103-188	.548	0-1	.000	126-163	.773	72-112-184	4.0	75	1.6	76-0	13	48	5	332	7.2
Steve Harris	74-3	1174	251-599	.419	0-8	.000	111-130	.854	71-99-170	2.3	100	1.4	111-1	37	74	16	613	8.3
Allen Leavell	53-11	1175	147-358	.411	18-57	.316	100-119	.840	14-47-61	1.2	224	4.2	126-1	53	64	10	412	7.8
Dirk Minniefield (TOT)	74-52	1600	218-482	.452	11-39	.282	62-90	.689	29-111-140	1.9	348	4.7	174-2	72	157	75	509	6.9
Dirk Minniefield (HOU)	63-52	1478	205-440	.466	11-34	.324	61-86	.709	28-102-130	2.1	335	5.3	166-2	66	145	6	482	7.7
Buck Johnson	60-3	520	94-201	.468	0-1	.000	40-58	.690	38-50-88	1.5	40	0.7	81-0	17	37	15	228	3.8
Dave Feitl	62-1	498	88-202	.436	0-1	.000	53-71	.746	39-78-117	1.9	22	0.4	83-0	9	38	4	229	3.7
Richard Anderson	51-0	312	59-139	.424	4-16	.250	22-29	.759	24-55-79	1.5	33	0.6	37-0	7	19	3	144	2.8
Conner Henry	18-0	92	8-33	.242	1-11	.091	7-10	.700	0-7-7	0.4	8	0.4	7-0	3	9	0	24	1.3
ROCKETS	82	19780	3465-7262	.477	89-324	.275	1746-2355	.741	1190-2481-3671	44.8	2227	27.2	1973-28	654	1384	555	8765	106.9
OPPONENTS	82	19780	3348-7225	.463	100-355	.282	1887-2422	.779	1167-2364-3531	43.1	2126	25.9	1922-13	721	1366	368	8683	105.9

Date		Opponent	Score	Record
Nov.	**1**	**L.A. Lakers**	**W112-102**	**1-0**
	4	at Sacramento	W100-84	2-0
	6	**L.A. Clippers**	**L97-104**	**2-1**
	8	**Sacramento**	**W102-90**	**3-1**
	11	**San Antonio**	**W116-95**	**4-1**
	12	at Dallas	L85-114	4-2
	16	**Cleveland**	**W134-106**	**5-2**
	18	**Portland**	**L111-115 (OT)**	**5-3**
	20	**Utah**	**W104-90**	**6-3**
	21	at Washington	L99-115	6-4
	23	at Philadelphia	L104-114	6-5
	25	at New York	L93-102	6-6
	26	at Indiana	W92-88	7-6
	29	**New Jersey**	**L97-102**	**7-7**
Dec.	2	at Golden State	L99-104	7-8
	4	**Atlanta**	**L93-109**	**7-9**
	6	**Seattle**	**L80-136**	**7-10**
	10	at Phoenix	W117-109	8-10
	11	**Golden State**	**L104-111**	**8-11**
	13	**Sacramento**	**W119-106**	**9-11**
	16	**Phoenix**	**L102-106**	**9-12**
	18	at Seattle	L100-114	9-13
	19	at Portland	L112-115	9-14
	21	**L.A. Lakers**	**L96-103**	**9-15**
	23	**L.A. Clippers**	**W121-96**	**10-15**
	26	at L.A. Lakers	L111-134	10-16
	27	at Utah	L96-103	10-17
	30	at L.A. Clippers	W105-102	11-17
Jan.	2	at Denver	W114-111	12-17
	3	**Seattle**	**W138-114**	**13-17**
	6	at Golden State	L100-118	13-18
	8	**Indiana**	**W110-96**	**14-18**
	10	**Dallas**	**W106-96**	**15-18**
	13	**Phoenix**	**W118-100**	**16-18**
	15	at Chicago	W107-96	17-18
	16	at Detroit	W112-106	18-18
	18	at Boston	L99-122	18-19
	19	at Cleveland	W127-103	19-19
	21	at San Antonio	W111-91	20-19
	23	**New York**	**W109-95**	**21-19**
	24	**Washington**	**W115-92**	**22-19**

Date		Opponent	Score	Record
	27	**Utah**	**L88-92**	**22-20**
	29	**Milwaukee**	**L93-99**	**22-21**
Feb.	1	at Atlanta	W106-104	23-21
	3	**Denver**	**L105-107**	**23-22**
	5	**Golden State**	**W120-110**	**24-22**
	10	**San Antonio**	**W115-92**	**25-22**
	12	at New Jersey	W121-99	26-22
	14	at Milwaukee	L101-116	26-23
	16	**Dallas**	**W105-100**	**27-23**
	19	**Boston**	**L92-99**	**27-24**
	21	**Utah**	**W94-81**	**28-24**
	23	**Denver**	**W124-108**	**29-24**
	24	at Denver	L105-134	29-25
	26	at Utah	W85-84	30-25
Mar.	**1**	**Philadelphia**	**L97-102**	**30-26**
	2	at San Antonio	W105-100	31-26
	4	at Sacramento	W108-102 (OT)	32-26
	5	at Golden State	L96-105	32-27
	7	at Seattle	L115-118	32-28
	8	at Portland	L93-119	32-29
	10	**Seattle**	**L127-136 (2OT)**	**32-30**
	12	**San Antonio**	**W121-112**	**33-30**
	14	at Dallas	L109-118	33-31
	16	**Chicago**	**W97-96**	**34-31**
	18	at Phoenix	W113-91	35-31
	20	**L.A. Clippers**	**W126-98**	**36-31**
	21	at Utah	L108-125	36-32
	23	**Detroit**	**L110-114**	**36-33**
	24	at San Antonio	L97-103	36-34
	26	**Portland**	**W119-104**	**37-34**
	28	**L.A. Lakers**	**L109-123**	**37-35**
	31	at L.A. Lakers	L96-111	37-36
Apr.	1	at Phoenix	L104-117	37-37
	4	at Sacramento	L108-120	37-38
	6	at Portland	W114-108	38-38
	7	at L.A. Clippers	W102-84	39-38
	9	**Sacramento**	**W112-102**	**40-38**
	11	**Denver**	**W113-103**	**41-38**
	15	at Dallas	L107-113	41-39
	17	**Dallas**	**W121-99**	**42-39**
	18	at Denver	L117-126	42-40

1987-88 Houston Rockets

(46-36, 4th Midwest)

Final Statistics

Player	G-S	Min	FGM-A	Pct.	3PM-A	Pct.	FTM-A	Pct.	Rebounds O-D-Tot	Avg.	A	Avg.	PF-D	S	TO	B	TP	Avg.
Hakeem Olajuwon	79-79	2825	712-1385	.514	0-4	.000	381-548	.695	302-657-959	12.1	163	2.1	324-7	162	243	214	1805	22.8
Ralph Sampson	19-19	705	119-271	.439	2-6	.333	63-85	.741	58-114-172	9.1	37	2.0	63-1	17	62	33	303	15.9
Eric Floyd (TOT)	77-73	2514	420-969	.433	14-72	.194	301-354	.850	77-219-296	3.8	544	7.1	190-1	95	223	12	1155	15.0
Eric Floyd (HOU)	59-55	1834	288-668	.431	13-52	.250	185-215	.860	51-154-205	3.5	366	6.2	144-1	68	156	10	774	13.1
Purvis Short	81-11	1949	474-986	.481	5-21	.238	206-240	.858	71-151-222	2.7	162	2.0	197-0	58	118	14	1159	14.3
Joe Barry Carroll (TOT)	77-30	2004	402-924	.435	0-2	.000	172-225	.764	131-358-489	6.4	113	1.5	195-1	50	164	106	976	12.7
Joe Barry Carroll (HOU)	63-16	1596	323-715	.452	0-1	.000	113-151	.748	110-286-396	6.3	94	1.5	149-0	37	121	81	759	12.0
Rodney McCray	81-80	2689	359-746	.481	0-4	.000	288-367	.785	232-399-631	7.8	264	3.3	.166-2	57	144	51	1006	12.4
Allen Leavell	80-54	2150	291-666	.437	19-88	.216	218-251	.869	22-126-148	1.9	405	5.1	162-1	124	130	9	819	10.2
Jim Petersen	69-50	1793	249-488	.510	1-6	.167	114-153	.745	145-291-436	6.3	106	1.5	203-3	36	119	40	613	8.9
World B. Free	58-0	682	143-350	.409	8-35	.229	80-100	.800	14-30-44	0.8	60	1.0	74-2	20	49	3	374	6.4
Robert Reid	62-31	980	165-356	.463	13-34	.382	50-63	.794	38-87-125	2.0	67	1.1	118-0	27	41	5	393	6.3
Steve Harris	14-10	199	34-86	.395	0-1	.000	15-16	.938	12-9-21	1.5	17	1.2	15-0	8	6	2	83	5.9
Buck Johnson	70-2	879	155-298	.520	1-8	.125	67-91	.736	77-91-168	2.4	49	0.7	127-0	30	54	26	378	5.4
Cedric Maxwell	71-0	848	80-171	.468	0-2	.000	110-143	.769	74-105-179	2.5	60	0.8	75-0	22	54	12	270	3.8
Andre Turner	12-0	99	12-34	.353	1-7	.143	10-14	.714	4-4-8	0.7	23	1.9	13-0	7	12	1	35	2.9
Richard Anderson	12-0	53	11-26	.423	6-15	.400	4-5	.800	9-8-17	1.4	4	0.3	4-0	1	1	0	32	2.7
Lester Conner	52-3	399	50-108	.463	0-7	.000	32-41	.780	20-18-38	0.7	59	1.1	31-0	38	33	1	132	2.5
ROCKETS	82	19680	3465-7354	.471	69-291	.237	1936-2483	.780	1239-2530-3769	46.0	1936	23.6	1865-17	712	1367	502	8935	109.0
OPPONENTS	82	19680	3454-7420	.465	108-393	.275	1805-2352	.767	1261-2506-3767	45.9	1951	23.8	2012-17	737	1405	365	8821	107.6

Date		Opponent	Score	Record
Nov.	**6**	**San Antonio**	**W108-102**	**1-0**
	8	at L.A. Lakers	L92-101	1-1
	10	at Portland	W118-111	2-1
	12	at Sacramento	W116-114	3-1
	14	**Utah**	**W101-93**	**4-1**
	15	**Seattle**	**W108-106**	**5-1**
	17	at New Jersey	L111-114	5-2
	19	at Cleveland	W105-97	6-2
	21	at Atlanta	L94-104	6-3
	24	**Detroit**	**L83-97**	**6-4**
	25	at Phoenix	W109-103	7-4
	27	at Utah	L96-118	7-5
	28	**Chicago**	**L86-98**	**7-6**
Dec.	**1**	**Denver**	**W106-101**	**8-6**
	2	at San Antonio	L93-97	8-7
	5	**Golden State**	**W121-96**	**9-7**
	8	**Sacramento**	**W106-97**	**10-7**
	10	**Utah**	**W98-93**	**11-7**
	12	at Chicago	L103-112	11-8
	16	at Denver	L113-132	11-9
	17	at L.A. Clippers	L92-98	11-10
	19	**Denver**	**L117-121**	**11-11**
	22	**Atlanta**	**W122-103**	**12-11**
	26	at Dallas	L100-105	12-12
	29	at Detroit	W101-91	13-12
	30	at Milwaukee	W102-93	14-12
Jan.	2	at Washington	W111-100	15-12
	4	**Dallas**	**W117-107**	**16-12**
	6	at Seattle	L95-110	16-13
	7	at Golden State	W120-113	17-13
	9	**Phoenix**	**W104-98**	**18-13**
	13	at Phoenix	L106-117	18-14
	14	**Portland**	**W103-98**	**19-14**
	16	**Indiana**	**W132-102**	**20-14**
	18	at L.A. Lakers	L110-121	20-15
	19	at Sacramento	L104-107	20-16
	21	**Milwaukee**	**W116-103**	**21-16**
	26	**L.A. Clippers**	**W124-104**	**22-16**
	28	**Cleveland**	**L85-109**	**22-17**
	30	at Dallas	W108-92	23-17
Feb.	**2**	**Phoenix**	**W109-99**	**24-17**

Date		Opponent	Score	Record
	4	**New Jersey**	**W115-87**	**25-17**
	9	**Boston**	**W129-120**	**26-17**
	11	at Seattle	L115-120	26-18
	12	at L.A. Clippers	W112-105	27-18
	14	at Portland	W115-103	28-18
	16	**Golden State**	**W121-116**	**29-18**
	18	**L.A. Lakers**	**L96-111**	**29-19**
	20	**Washington**	**W115-109**	**30-19**
	22	**Philadelphia**	**W119-106**	**31-19**
	25	**Dallas**	**L106-108**	**31-20**
	26	at San Antonio	L107-111	31-21
	28	**San Antonio**	**W108-95**	**32-21**
Mar.	1	at Utah	L112-113	32-22
	2	at Golden State	W108-101	33-22
	4	at Dallas	L110-118	33-23
	5	**Sacramento**	**W105-94**	**34-23**
	8	at Denver	W113-103	35-23
	10	**Portland**	**L109-112**	**35-24**
	13	**Golden State**	**W125-112**	**36-24**
	15	**L.A. Clippers**	**W116-110**	**37-24**
	17	**Seattle**	**W115-106**	**38-24**
	19	at Sacramento	L104-121	38-25
	22	at L.A. Lakers	L95-117	38-26
	24	**New York**	**W134-117**	**39-26**
	26	**Portland**	**W115-109**	**40-26**
	28	at Philadelphia	L98-108	40-27
	30	at Boston	L110-117	40-28
	31	at Indiana	W102-100	41-28
Apr.	2	at New York	L98-104	41-29
	5	**Denver**	**L97-110**	**41-30**
	7	**Utah**	**W113-107**	**42-30**
	9	at Seattle	W108-104	43-30
	10	at L.A. Clippers	L105-122	43-31
	12	at San Antonio	L119-127	43-32
	14	**Sacramento**	**W123-105**	**44-32**
	15	at Denver	L125-132	44-33
	17	**L.A. Lakers**	**W127-119**	**45-33**
	19	**Dallas**	**L96-104**	**45-34**
	21	**San Antonio**	**L116-117**	**45-35**
	23	at Utah	L107-125	45-36
	24	**Phoenix**	**W127-119**	**46-36**

1988-89 Houston Rockets

(45-37, 2nd Midwest)

Final Statistics

Player	G-S	Min	FGM-A	Pct.	3PM-A	Pct.	FTM-A	Pct.	Rebounds O-D-Tot	Avg.	A	Avg.	PF-D	S	TO	B	TP	Avg.
Hakeem Olajuwon	82-82	3024	790-1556	.508	0-10	.000	454-652	.696	338-767-1105	13.5	149	1.8	329-10	213	275	282	2034	24.8
Otis Thorpe	82-82	3135	521-961	.542	0-2	.000	328-450	.729	272-515-787	9.6	202	2.5	259-6	82	225	37	1370	16.7
Eric Floyd	82-82	2788	396-893	.443	109-292	.373	261-309	.845	48-258-306	3.7	709	8.6	196-1	124	253	11	1162	14.2
Mike Woodson	81-79	2259	410-936	.438	31-89	.348	195-237	.823	51-143-194	2.4	206	2.5	195-1	89	136	18	1041	12.9
Buck Johnson	67-51	1850	270-515	.524	1-9	.111	101-134	.754	114-172-286	4.3	126	1.9	213-4	64	110	35	642	9.6
Derrick Chievous	81-1	1539	277-634	.437	5-24	.208	191-244	.783	114-142-256	3.2	77	1.0	161-1	48	101	11	750	9.3
Walter Berry (TOT)	69-31	1355	254-501	.507	1-2	.500	100-143	.699	86-181-267	3.9	77	1.1	183-1	29	89	48	609	8.8
Walter Berry (HOU)	40-14	799	146-270	.541	1-2	.500	57-80	.713	54-98-152	3.8	57	1.4	114-1	19	49	35	350	8.8
Purvis Short	65-16	1157	198-480	.413	9-33	.273	77-89	.865	65-114-179	2.8	107	1.6	116-1	44	70	13	482	7.4
Tim McCormick	81-0	1257	169-351	.481	0-4	.000	87-129	.674	87-174-261	3.2	54	0.7	193-0	18	68	24	425	5.2
Frank Johnson	67-0	879	109-246	.443	1-6	.167	75-93	.806	22-57-79	1.2	181	2.7	91-0	42	102	0	294	4.4
Allen Leavell	55-3	627	65-188	.346	5-41	.122	44-60	.733	13-40-53	1.0	127	2.3	61-0	25	62	5	179	3.3
Bernard Thompson	23-0	222	20-59	.339	0-2	.000	22-26	.846	9-19-28	1.2	13	0.6	33-0	13	19	1	62	2.7
Tony Brown	14-0	91	14-45	.311	2-9	.222	6-8	.750	7-8-15	1.1	5	0.4	14-0	3	7	0	36	2.6
Chuck Nevitt	43-0	228	27-62	.435	0-0	.000	11-16	.688	17-47-64	1.5	3	0.1	51-1	5	22	29	65	1.5
ROCKETS	82	19855	3412-7196	.474	164-523	.314	1909-2527	.755	1211-2554-3765	45.9	2016	24.6	2026-26	789	1569	501	8897	108.5
OPPONENTS	82	19855	3413-7290	.468	187-534	.350	1806-2372	.761	1145-2428-3573	43.6	2015	24.6	2013-28	800	1455	439	8819	107.5

Date		Opponent	Score	Record
Nov.	4	at Denver	L117-120	0-1
	5	**Dallas**	**L113-114 (OT)**	**0-2**
	8	**San Antonio**	**W120-102**	**1-2**
	10	**Utah**	**W106-99**	**2-2**
	11	at Miami	W121-100	3-2
	13	**Sacramento**	**W129-127**	**4-2**
	15	**New York**	**L121-126**	**4-3**
	17	**Miami**	**W113-107**	**5-3**
	19	**Detroit**	**W109-98**	**6-3**
	21	**Atlanta**	**W117-113**	**7-3**
	23	at Utah	L108-111	7-4
	25	at Portland	L94-111	7-5
	26	at Golden State	W119-109	8-5
	29	**Phoenix**	**L107-124**	**8-6**
	30	at Dallas	W101-89	9-6
Dec.	2	at Phoenix	L95-110	9-7
	3	**Charlotte**	**W108-104**	**10-7**
	6	**Cleveland**	**W106-105**	**11-7**
	8	at L.A. Clippers	L116-120	11-8
	10	**Seattle**	**W110-91**	**12-8**
	13	at Denver	L101-126	12-9
	15	**Golden State**	**W124-115 (2OT)**	**13-9**
	18	**San Antonio**	**W120-109**	**14-9**
	20	**Sacramento**	**W105-104**	**15-9**
	22	**L.A. Clippers**	**W125-109**	**16-9**
	26	at Charlotte	W97-95	17-9
	27	at Miami	W101-93	18-9
	29	at Washington	L109-126	18-10
	30	at Detroit	L83-95	18-11
Jan.	**3**	**Utah**	**W104-102**	**19-11**
	7	**Philadelphia**	**L95-96**	**19-12**
	11	at San Antonio	W122-117 (OT)	20-12
	12	**Portland**	**W116-106**	**21-12**
	14	**Dallas**	**W110-98**	**22-12**
	16	at L.A. Lakers	L113-124	22-13
	17	at Sacramento	L109-123	22-14
	19	at Seattle	L108-124	22-15
	20	at Golden State	L114-121	22-16
	24	**Miami**	**W118-93**	**23-16**
	26	**L.A. Clippers**	**W106-100**	**24-16**
	28	at San Antonio	W96-91	25-16

Date		Opponent	Score	Record
	31	**L.A. Lakers**	**L114-125**	**25-17**
Feb.	**3**	**Chicago**	**W105-98**	**26-17**
	5	**Denver**	**W124-112**	**27-17**
	8	at L.A. Clippers	L111-114	27-18
	9	at Portland	W113-110	28-18
	14	**Boston**	**W137-123**	**29-18**
	17	**Denver**	**W121-111**	**30-18**
	18	at Dallas	W105-94	31-18
	20	at Cleveland	L90-110	31-19
	21	at New York	L115-120	31-20
	24	at Chicago	L97-106	31-21
	25	at Milwaukee	L105-121	31-22
	27	**Washington**	**L98-104**	**31-23**
Mar.	2	at Denver	L103-113	31-24
	3	at Seattle	L108-118	31-25
	5	**L.A. Lakers**	**W88-83**	**32-25**
	8	at Utah	L80-117	32-26
	10	**Dallas**	**W96-86**	**33-26**
	11	**New Jersey**	**W124-94**	**34-26**
	13	at L.A. Lakers	L96-97	34-27
	14	at Sacramento	L90-95	34-28
	16	**Milwaukee**	**W120-104**	**35-28**
	18	**Portland**	**W127-113**	**36-28**
	21	**Denver**	**L110-112**	**36-29**
	24	**Utah**	**L99-102**	**36-30**
	25	**Golden State**	**W144-104**	**37-30**
	28	**Seattle**	**W120-117**	**38-30**
	30	at New Jersey	W109-101	39-30
	31	at Boston	L109-126	39-31
Apr.	2	at Philadelphia	L99-108	39-32
	4	at Indiana	W90-88	40-32
	7	at Atlanta	L112-120 (OT)	40-33
	8	at Miami	L104-107 (OT)	40-34
	11	**Indiana**	**W108-99**	**41-34**
	13	**Phoenix**	**L111-119**	**41-35**
	14	at Utah	L96-122	41-36
	16	at Dallas	W114-112 (OT)	42-36
	17	**San Antonio**	**W99-91**	**43-36**
	19	at San Antonio	W99-84	44-36
	21	at Phoenix	W112-101	45-36
	22	**Miami**	**L89-91**	**45-37**

1989-90 Houston Rockets

(41-41, 5th Midwest)

Final Statistics

Player	G-S	Min	FGM-A	Pct.	3PM-A	Pct.	FTM-A	Pct.	Rebounds O-D-Tot	Avg.	A	Avg.	PF-D	S	TO	B	TP	Avg.
Hakeem Olajuwon	82-82	3124	806-1609	.501	1-6	.167	382-536	.713	299-850-1149	14.0	234	2.9	314-6	174	316	376	1995	24.3
Otis Thorpe	82-82	2947	547-998	.548	0-10	.000	307-446	.688	258-476-734	9.0	261	3.2	270-5	66	229	24	1401	17.1
Mitchell Wiggins	66-52	1852	416-853	.488	0-3	.000	192-237	.810	133-153-286	4.3	104	1.6	165-0	85	87	1	1024	15.5
Buck Johnson	82-82	2832	504-1019	.495	2-17	.118	205-270	.759	113-268-381	4.6	252	3.1	321-8	104	167	62	1213	14.8
Eric Floyd	82-73	2630	362-803	.451	89-234	.380	187-232	.806	46-152-198	2.4	600	7.3	159-0	94	204	11	1000	12.2
Vernon Maxwell	30-10	869	142-321	.442	13-53	.245	77-116	.664	15-72-87	2.9	150	5.0	69-0	42	72	5	374	12.5
Mike Woodson	61-11	972	160-405	.395	12-41	.293	62-86	.721	25-63-88	1.4	66	1.1	100-1	42	49	11	394	6.5
Derrick Chievous	41-0	492	90-178	.506	3-8	.375	61-87	.701	28-47-75	1.8	27	0.7	59-0	23	40	4	244	6.0
John Lucas	49-18	938	109-291	.375	26-87	.299	42-55	.764	19-71-90	1.8	238	4.9	59-0	45	85	2	286	5.8
Anthony Bowie	66-0	918	119-293	.406	6-21	.286	40-54	.741	36-82-118	1.8	96	1.5	80-0	42	59	5	284	4.3
Byron Dinkins	33-0	362	44-109	.404	1-9	.111	26-30	.867	13-27-40	1.2	75	2.3	30-0	19	37	2	115	3.5
Lewis Lloyd	19-0	113	29-51	.569	0-0	.000	9-16	.563	8-10-18	0.9	11	0.6	9-0	3	16	0	67	3.5
Larry Smith	74-0	1300	101-213	.474	0-2	.000	20-55	.364	180-272-452	6.1	69	0.9	203-3	56	70	28	222	3.0
Adrian Caldwell	51-0	331	42-76	.553	0-0	.000	13-28	.464	36-73-109	2.1	7	0.1	69-0	11	32	18	97	1.9
Tim McCormick	18-0	116	10-29	.345	0-0	.000	10-19	.526	8-19-27	1.5	3	0.2	24-0	3	10	1	30	1.7
Chuck Nevitt	3-0	9	2-2	1.000	0-0	.000	0-0	—	0-3-3	1.0	1	0.3	3-0	0	2	1	4	1.3
ROCKETS	82	19805	3343-7250	.480	153-491	.312	1633-2267	.720	1217-2638-3855	47.0	2194	26.8	1934-23	809	1513	551	8752	106.7
OPPONENTS	82	19805	3399-7322	.464	163-556	.293	1671-2256	.741	1175-2460-3635	44.3	2010	24.5	1819-10	790	1428	392	8632	105.3

Date		Opponent	Score	Record
Nov.	3	at L.A. Clippers	L88-102	0-1
	4	at Golden State	W132-105	1-1
	7	**Portland**	**W109-86**	**2-1**
	9	**Denver**	**L127-128 (OT)**	**2-2**
	11	**Utah**	**W100-92**	**3-2**
	14	at Miami	L99-101	3-3
	16	**L.A. Clippers**	**W94-82**	**4-3**
	18	at Denver	L111-141	4-4
	19	**Miami**	**W132-94**	**5-4**
	21	at New York	L106-114 (OT)	5-5
	22	at Boston	L97-109	5-6
	24	at Charlotte	W85-81	6-6
	25	at Cleveland	W85-75	7-6
	28	**L.A. Lakers**	**W110-104**	**8-6**
	30	**Charlotte**	**W113-101**	**9-6**
Dec.	**2**	**Dallas**	**L103-106**	**9-7**
	5	at Seattle	L123-133	9-8
	8	**New Jersey**	**L94-99**	**9-9**
	9	at Utah	L90-104	9-10
	12	**Phoenix**	**W105-83**	**10-10**
	14	at San Antonio	L100-104	10-11
	15	at Phoenix	L96-121	10-12
	17	**Orlando**	**W109-94**	**11-12**
	19	at Portland	L100-119	11-13
	20	at Golden State	L112-118	11-14
	22	**Sacramento**	**W103-92**	**12-14**
	26	at Milwaukee	L96-103	12-15
	27	at Minnesota	L91-108	12-16
	29	at Indiana	L97-103	12-17
	30	at Charlotte	L92-111	12-18
Jan.	**3**	**Indiana**	**W117-103**	**13-18**
	6	**Philadelphia**	**W124-119 (OT)**	**14-18**
	9	**Seattle**	**W97-90**	**15-18**
	11	at Sacramento	W90-87	16-18
	12	at L.A. Lakers	L98-107	16-19
	15	at Seattle	L101-105	16-20
	17	**Cleveland**	**W107-98**	**17-20**
	20	**Washington**	**W127-107**	**18-20**
	22	**Denver**	**W116-104**	**19-20**
	23	at Utah	L94-102	19-21
	25	**L.A. Clippers**	**W102-101**	**20-21**
	27	**Dallas**	**L92-99**	**20-22**
	31	at Dallas	L91-98	20-23
Feb.	**1**	**Chicago**	**W139-112**	**21-23**
	3	at Phoenix	L105-130	21-24
	6	**Minnesota**	**W108-101**	**22-24**
	8	**Atlanta**	**L108-110**	**22-25**
	13	**Boston**	**L94-107**	**22-26**
	15	**New York**	**W124-105**	**23-26**
	17	**San Antonio**	**L102-104**	**23-27**
	19	at Chicago	L102-107	23-28
	20	at Minnesota	L92-97	23-29
	23	at New Jersey	W125-115	24-29
	24	at Atlanta	L96-104	24-30
	27	at Detroit	L102-106 (OT)	24-31
Mar.	**1**	**Phoenix**	**W112-104**	**25-31**
	3	**Golden State**	**W129-109**	**26-31**
	5	at San Antonio	W109-105	27-31
	6	**L.A. Lakers**	**W112-95**	**28-31**
	8	**Seattle**	**W111-97**	**29-31**
	10	**Dallas**	**W105-95**	**30-31**
	13	at Denver	L114-117	30-32
	15	at Sacramento	W92-86	31-32
	16	at L.A. Clippers	L95-118	31-33
	18	at Portland	L96-109	31-34
	20	**Portland**	**L110-120**	**31-35**
	22	**Detroit**	**W115-110**	**32-35**
	24	**Golden State**	**L97-102**	**32-36**
	26	**San Antonio**	**W113-95**	**33-36**
	29	**Milwaukee**	**W120-94**	**34-36**
	31	**Minnesota**	**W106-98**	**35-36**
Apr.	3	at Philadelphia	L112-133	35-37
	6	at Washington	L110-121	35-38
	8	at Orlando	W146-123	36-38
	10	at Charlotte	W115-112	37-38
	12	**Charlotte**	**W117-110**	**38-38**
	14	at Utah	W103-99	39-38
	15	at L.A. Lakers	L102-113	39-39
	17	**Sacramento**	**W112-97**	**40-39**
	19	**Denver**	**L127-130 (OT)**	**40-40**
	20	at Dallas	L120-121	40-41
	22	**Utah**	**W100-88**	**41-41**

1990-91 Houston Rockets

(52-30, 3rd Midwest)

Final Statistics

Player	G-S	Min	FGM-A	Pct.	3PM-A	Pct.	FTM-A	Pct.	Rebounds O-D-Tot	Avg.	A	Avg.	PF-D	S	TO	B	TP	Avg.
Hakeem Olajuwon	56-50	2062	487-959	.508	0-4	.000	213-277	769	219-551-770	13.8	131	2.3	221-5	121	174	221	1187	21.2
Kenny Smith	78-78	2699	522-1003	.520	49-135	.363	287-340	.844	36-127-163	2.1	554	7.1	131-0	106	237	11	1380	17.7
Otis Thorpe	82-82	3039	549-988	.556	3-7	.429	334-480	.696	287-559-846	10.3	197	2.4	278-10	73	217	20	1435	17.5
Vernon Maxwell	82-79	2870	504-1247	.404	172-510	.337	217-296	.733	41-197-238	2.9	303	3.7	179-2	127	171	15	1397	17.0
Buck Johnson	73-70	2279	416-873	.477	2-15	.133	157-216	.727	108-222-330	4.5	142	1.9	240-5	81	122	47	991	13.6
Eric Floyd	82-4	1850	386-939	.411	48-176	.273	185-246	.752	52-107-159	1.9	317	3.9	122-0	95	140	17	1005	12.3
David Wood	82-13	1421	148-349	.424	28-90	.311	108-133	.812	107-139-246	3.0	94	1.1	236-4	58	89	16	432	5.3
Mike Woodson	11-3	125	21-54	.389	1-6	.167	10-12	.833	2-9-11	1.0	10	0.9	11-0	5	7	4	53	4.8
Kennard Winchester	64-1	607	98-245	.400	8-20	.400	35-45	.778	34-33-67	1.0	25	0.4	70-0	16	30	13	239	3.7
Larry Smith	81-28	1923	128-263	.487	0-0	.000	12-50	.240	302-407-709	8.8	88	1.1	265-6	83	93	22	268	3.3
Dave Jamerson	37-0	202	43-113	.381	5-19	.263	22-27	.815	9-21-30	0.8	27	0.7	24-0	6	20	1	113	3.1
Dave Feitl	52-2	372	52-140	.371	0-3	.000	33-44	.750	29-71-100	1.9	8	0.2	52-0	3	25	12	137	2.6
Matt Bullard	18-0	63	14-31	.452	0-3	.000	11-17	.647	6-8-14	0.8	2	0.1	10-0	3	3	0	39	2.2
Adrian Caldwell	42-0	343	35-83	.422	0-1	.000	7-17	.412	43-57-100	2.4	8	0.2	35-0	19	30	10	77	1.8
ROCKETS	82	19855	3403-7287	.467	316-989	.320	1631-2200	.741	1275-2508-3783	46.1	1906	23.2	1874-32	796	1402	409	8753	106.7
OPPONENTS	82	19855	3337-7316	.456	183-621	.295	1609-2086	.771	1242-2431-3673	44.8	1965	24.0	1786-20	711	1415	357	8466	103.2

Date		Opponent	Score	Record
Nov.	3	at Portland	L89-90	0-1
	4	at Seattle	L106-118	0-2
	6	**Denver**	**W145-135**	**1-2**
	8	**Orlando**	**W103-99**	**2-2**
	10	at San Antonio	L110-111	2-3
	11	**Utah**	**W110-90**	**3-3**
	13	**Minnesota**	**W90-88**	**4-3**
	15	**L.A. Lakers**	**L103-108 (OT)**	**4-4**
	17	**Miami**	**W117-100**	**5-4**
	20	at New York	W115-88	6-4
	21	at Boston	L95-108	6-5
	23	at Indiana	L111-112	6-6
	25	at Minnesota	W107-91	7-6
	27	**L.A. Clippers**	**W107-102**	**8-6**
	28	at Utah	L92-103	8-7
Dec.	**1**	**Sacramento**	**W117-93**	**9-7**
	4	**Atlanta**	**L110-113**	**9-8**
	6	**Charlotte**	**W116-110**	**10-8**
	8	at Dallas	W113-107	11-8
	10	**Boston**	**L95-107**	**11-9**
	12	at Philadelphia	W108-100	12-9
	14	at Washington	L93-106	12-10
	15	at Charlotte	W100-97	13-10
	18	**San Antonio**	**L95-96**	**13-11**
	20	**Orlando**	**W128-126 (OT)**	**14-11**
	22	**Phoenix**	**W122-102**	**15-11**
	26	at Orlando	L103-109	15-12
	28	at New Jersey	W101-99	16-12
	29	at Detroit	L84-99	16-13
Jan.	**3**	**Chicago**	**W114-92**	**17-13**
	5	**Indiana**	**W112-99**	**18-13**
	8	**Portland**	**L97-123**	**18-14**
	10	at Denver	W156-133	19-14
	11	at Phoenix	L110-114	19-15
	13	at L.A. Lakers	L97-116	19-16
	14	at L.A. Clippers	L126-130 (OT)	19-17
	17	**Detroit**	**L91-97 (OT)**	**19-18**
	19	**L.A. Clippers**	**W107-96**	**20-18**
	21	at Sacramento	L94-97	20-19
	22	at Golden State	L116-123	20-20
	24	**Minnesota**	**W118-94**	**21-20**
	26	**Cleveland**	**W103-97**	**22-20**
	29	**San Antonio**	**W91-89**	**23-20**
	31	**Seattle**	**L94-97**	**23-21**
Feb.	2	at San Antonio	W100-94 (OT)	24-21
	3	**Golden State**	**W143-135 (2OT)**	**25-21**
	6	at Milwaukee	W111-109	26-21
	7	at Cleveland	W96-92	27-21
	12	at Utah	L92-113	27-22
	14	**Washington**	**W129-117**	**28-22**
	16	**Phoenix**	**W100-91**	**29-22**
	19	**L.A. Lakers**	**L103-112**	**29-23**
	21	**Milwaukee**	**W92-90**	**30-23**
	24	at Minnesota	W100-91	31-23
	26	at Denver	W129-99	32-23
	28	at L.A. Clippers	L80-83	32-24
Mar.	3	at L.A. Lakers	W104-95	33-24
	5	**New Jersey**	**W112-100**	**34-24**
	7	**Dallas**	**W122-90**	**35-24**
	9	**Philadelphia**	**W97-80**	**36-24**
	12	**Seattle**	**W93-91**	**37-24**
	14	**Orlando**	**W119-95**	**38-24**
	15	at Phoenix	W135-128	39-24
	17	**Golden State**	**W123-119**	**40-24**
	19	at Minnesota	W98-85	41-24
	21	**Sacramento**	**W98-87**	**42-24**
	23	**New York**	**W111-98**	**43-24**
	25	at Chicago	W100-90	44-24
	28	at Atlanta	W112-111	45-24
	30	at Orlando	L82-114	45-25
	31	at Miami	W123-103	46-25
Apr.	**3**	**Dallas**	**W102-86**	**47-25**
	5	at Denver	W126-120	48-25
	6	**Utah**	**W97-88**	**49-25**
	9	**Portland**	**L93-103**	**49-26**
	11	at Golden State	L99-111	49-27
	13	at Sacramento	W95-94	50-27
	15	at Seattle	W97-93	51-27
	16	at Portland	L96-115	51-28
	18	**San Antonio**	**L95-102**	**51-29**
	19	at Dallas	L107-113	51-30
	21	**Denver**	**W131-125**	**52-30**

1991-92 Houston Rockets

(42-40, 3rd Midwest)

Final Statistics

Player	G-S	Min	FGM-A	Pct.	3PM-A	Pct.	FTM-A	Pct.	Rebounds O-D-Tot	Avg.	A	Avg.	PF-D	S	TO	B	TP	Avg.
Hakeem Olajuwon	70-69	2636	591-1177	.502	0-1	.000	328-428	.766	246-599-845	12.1	157	2.2	263-7	127	187	304	1510	21.6
Otis Thorpe	82-82	3056	558-943	.592	0-7	.000	304-463	.657	285-577-862	10.5	250	3.0	307-7	52	237	37	1420	17.3
Vernon Maxwell	80-80	2700	502-1216	.413	162-473	.342	206-267	.772	37-206-243	3.0	326	4.1	200-3	104	178	28	1372	17.2
Kenny Smith	81-80	2735	432-910	.475	54-137	.394	219-253	.866	34-143-177	2.2	562	6.9	112-0	104	227	7	1137	14.0
Eric Floyd	82-3	1662	286-704	.406	37-123	.301	135-170	.794	34-116-150	2.2	239	2.9	128-0	57	128	21	744	9.1
Buck Johnson	80-69	2202	290-633	.458	1-9	.111	104-143	.727	95-217-312	3.9	158	2.0	234-2	72	104	49	685	8.6
Matt Bullard	80-7	1278	205-447	.459	64-166	.386	38-50	.760	73-150-223	2.8	75	0.9	129-1	26	56	21	512	6.4
Avery Johnson (TOT)	69-15	1235	158-330	.479	4-15	.267	66-101	.653	13-67-80	1.2	266	3.9	89-1	61	110	9	386	5.6
Avery Johnson (HOU)	49-1	772	103-222	.464	3-10	.300	42-69	.609	8-37-45	0.9	166	3.4	46-0	40	65	6	251	5.1
Carl Herrera	43-7	566	83-161	.516	0-0	.000	25-44	.568	33-66-99	2.3	27	0.6	60-0	16	37	25	191	4.4
Dave Jamerson	48-0	378	79-191	.414	8-28	.286	25-27	.926	22-21-43	0.9	33	0.7	39-0	17	24	0	191	4.0
John Turner	42-0	345	43-98	.439	0-0	.000	31-59	.525	38-40-78	1.9	12	0.3	40-0	6	32	4	117	2.8
Larry Smith	45-7	800	50-92	.543	0-1	.000	4-11	.364	107-149-256	5.7	33	0.7	121-3	21	44	7	104	2.3
Wayne Rollins	59-5	697	46-86	.535	0-0	.000	26-30	.867	61-110-171	2.9	15	0.3	85-0	14	18	62	118	2.0
Gerald Henderson	8-0	34	4-11	.364	0-3	.000	4-6	.667	1-1-2	0.3	5	0.6	4-0	0	4	0	12	1.5
Kennard Winchester	4-0	17	1-3	.333	0-0	.000	0-0	.000	0-0-0	0.0	0	0.0	1-0	0	0	0	2	0.5
Dan Godfread	1-0	2	0-0	.000	0-0	.000	0-0	.000	0-0-0	0.0	0	0.0	0-0	0	0	0	0	0.0
ROCKETS	82	19880	3273-6894	.475	329-959	.343	1491-2020	.738	1074-2432-3506	42.8	2058	25.1	1769-23	656	1378	571	8366	102.0
OPPONENTS	82	19880	3391-7317	.463	196-574	.341	1529-1985	.770	1232-2406-3638	44.4	2131	26.0	1673-13	743	1174	384	8632	103.7

Date		Opponent	Score	Record
Nov.	**1**	**L.A. Lakers**	**W126-121 (2OT)**	**1-0**
	2	at Denver	L101-109 (OT)	1-1
	5	**Portland**	**W106-99**	**2-1**
	7	**Cleveland**	**W105-86**	**3-1**
	9	**Phoenix**	**W96-95**	**4-1**
	12	at Dallas	W98-92	5-1
	15	at L.A. Lakers	L74-86	5-2
	16	at Sacramento	W102-93	6-2
	19	**New York**	**W90-79**	**7-2**
	21	**Minnesota**	**W106-102**	**8-2**
	23	at Minnesota	L89-102	8-3
	26	**New Jersey**	**W118-109**	**9-3**
	29	at Indiana	L121-141	9-4
Dec.	1	at Detroit	L87-94	9-5
	3	**Denver**	**L100-110**	**9-6**
	5	**Atlanta**	**L97-109**	**9-7**
	7	**Utah**	**L91-96**	**9-8**
	10	at Portland	W108-106	10-8
	12	at Golden State	W99-96	11-8
	14	**San Antonio**	**L100-107**	**11-9**
	17	**Washington**	**W100-97**	**12-9**
	19	**Sacramento**	**W109-102**	**13-9**
	20	at Charlotte	W99-95	14-9
	22	at Orlando	W99-94	15-9
	23	**Dallas**	**L85-105**	**15-10**
	26	at New Jersey	L93-99	15-11
	27	at Washington	W107-100	16-11
	29	at Milwaukee	L100-110	16-12
	30	at Cleveland	L89-121	16-13
Jan.	**2**	**Detroit**	**L83-106**	**16-14**
	4	at San Antonio	W112-110 (2OT)	17-14
	6	at Atlanta	L97-109	17-15
	8	at Philadelphia	L104-114	17-16
	10	at Miami	W111-107 (OT)	18-16
	11	**Seattle**	**W119-115**	**19-16**
	14	**Denver**	**W111-94**	**20-16**
	16	**Golden State**	**L91-98**	**20-17**
	18	at Utah	L80-108	20-18
	21	**Milwaukee**	**W117-107**	**21-18**
	23	**L.A. Clippers**	**W109-96**	**22-18**
	25	at Chicago	L100-114	22-19

Date		Opponent	Score	Record
	28	**Minnesota**	**W111-102**	**23-19**
	30	**Chicago**	**W105-102**	**24-19**
Feb.	1	at Phoenix	L92-106	24-20
	3	**Indiana**	**W122-111**	**25-20**
	5	at Boston	L85-98	25-21
	6	at New York	L85-102	25-22
	11	at Seattle	L99-105	25-23
	12	at L.A. Clippers	L95-97	25-24
	14	**Boston**	**W105-99**	**26-24**
	15	at Dallas	L99-103	26-25
	17	**Minnesota**	**L122-124 (OT)**	**26-26**
	20	**Philadelphia**	**W110-101**	**27-26**
	21	at Utah	L97-124	27-27
	23	**San Antonio**	**W90-83**	**28-27**
	26	**Golden State**	**W118-116**	**29-27**
	28	at Denver	W84-81	30-27
Mar.	1	at L.A. Lakers	W105-97	31-27
	3	at Phoenix	L107-112 (OT)	31-28
	5	**Miami**	**W114-93**	**32-28**
	7	at Golden State	L100-110	32-29
	8	at Sacramento	W109-108	33-29
	10	**Dallas**	**W116-93**	**34-29**
	12	at San Antonio	L98-104	34-30
	13	**Charlotte**	**W118-100**	**35-30**
	15	**Utah**	**W106-97**	**36-30**
	17	**L.A. Clippers**	**W100-92**	**37-30**
	19	**Seattle**	**L91-112**	**37-31**
	21	**Sacramento**	**L97-100**	**37-32**
	24	at Seattle	L106-128	37-33
	26	at L.A. Clippers	L95-109	37-34
	28	at Portland	L95-115	37-35
	31	**L.A. Lakers**	**L101-107**	**37-36**
Apr.	**2**	**Denver**	**W137-114**	**38-36**
	4	**Orlando**	**W110-101**	**39-36**
	7	at San Antonio	W95-92	40-36
	9	at Minnesota	W117-102	41-36
	11	**Dallas**	**L92-99**	**41-37**
	14	**Portland**	**W108-96**	**42-37**
	15	at Utah	L98-130	42-38
	17	at Dallas	L106-109	42-39
	19	**Phoenix**	**L97-100**	**42-40**

1992-93 Houston Rockets

(55-27, 1st Midwest)

Final Statistics

Player	G-S	Min	FGM-A	Pct.	3PM-A	Pct.	FTM-A	Pct.	Rebounds O-D-Tot	Avg.	A	Avg.	PF-D	S	TO	B	TP	Avg.
Hakeem Olajuwon	82-82	3242	848-1603	.529	0-8	.000	444-570	.779	283-785-1068	13.0	291	3.5	305-5	150	262	342	2140	26.1
Vernon Maxwell	71-68	2251	349-858	.407	120-361	.332	164-228	.719	29-192-221	3.1	297	4.2	124-1	86	140	8	982	13.8
Kenny Smith	82-82	2422	387-744	.520	96-219	.438	195-222	.878	28-132-160	2.0	446	5.4	110-0	80	163	7	1065	13.0
Otis Thorpe	72-69	2357	385-690	.558	0-2	.000	153-256	.598	219-370-589	8.2	181	2.5	234-3	43	151	19	923	12.8
Robert Horry	79-79	2330	323-682	.474	12-47	.255	143-200	.715	113-279-392	5.0	191	2.4	210-1	80	156	83	801	10.1
Carl Herrera	81-12	1800	240-444	.541	0-2	.000	125-176	.710	148-306-454	5.6	61	0.8	190-1	47	92	35	605	7.5
Matt Bullard	79-4	1356	213-494	.431	91-243	.374	58-74	.784	66-156-222	2.8	110	1.4	129-0	30	57	11	575	7.3
Eric Floyd	52-10	867	124-305	.407	16-56	.286	81-102	.794	14-72-86	1.7	132	2.5	59-0	32	68	6	345	6.6
Scott Brooks	82-0	1516	183-385	.475	41-99	.414	112-135	.830	22-77-99	1.2	243	3.0	136-0	79	72	3	519	6.3
Winston Garland	66-4	1004	152-343	.443	6-13	.462	81-89	.910	32-76-108	1.6	138	2.1	116-0	39	67	4	391	5.9
Kennard Winchester	39-0	340	61-139	.439	4-19	.211	17-22	.773	17-32-49	1.3	13	0.3	40-0	10	15	10	143	3.7
Terry Teagle	2-0	25	2-7	.286	0-0	.000	1-2	.500	0-3-3	1.5	2	1.0	1-0	0	1	0	5	2.5
Mark Acres	6-0	23	2-9	.222	1-2	.500	1-2	.500	2-4-6	1.0	0	0.0	2-0	0	2	0	6	1.0
Wayne Rollins	42-0	247	11-41	.268	0-2	.000	9-12	.750	12-48-60	1.4	10	0.2	43-0	6	9	15	31	0.7
ROCKETS	82	19780	3280-6744	.486	387-1073	.361	1584-2090	.758	985-2532-3517	42.9	2115	25.8	1699-11	682	1295	543	8531	104.0
OPPONENTS	82	19780	3255-7129	.457	242-730	.332	1432-1877	.763	1167-2295-3462	42.2	1965	24.0	1793-22	717	1228	327	8184	99.8

Date		Opponent	Score	Record
Nov.	6	Seattle (Yokohama)	L94-111	0-1
	7	Seattle (Yokohama)	L85-89	0-2
	11	**Atlanta**	**W101-82**	**1-2**
	14	at San Antonio	W93-87	2-2
	17	**Sacramento**	**W116-109**	**3-2**
	19	**Cleveland**	**W99-92**	**4-2**
	21	**San Antonio**	**W103-100**	**5-2**
	24	**L.A. Clippers**	**W88-83**	**6-2**
	25	at Orlando	L94-107	6-3
	27	at Miami	W101-93	7-3
	28	**Utah**	**L99-108**	**7-4**
Dec.	1	at Denver	L105-112	7-5
	3	**L.A. Lakers**	**L89-95**	**7-6**
	5	at Dallas	W117-96	8-6
	8	**Minnesota**	**W102-94**	**9-6**
	11	at Chicago	W110-96	10-6
	12	at Minnesota	W104-87	11-6
	15	at Cleveland	L97-124	11-7
	17	**San Antonio**	**W121-109**	**12-7**
	19	**Dallas**	**W112-93**	**13-7**
	22	at Detroit	L84-98	13-8
	23	at Boston	L94-98	13-9
	26	**Denver**	**W90-82**	**14-9**
	29	**Golden State**	**L112-132**	**14-10**
	30	at Phoenix	L110-133	14-11
Jan.	2	at Golden State	L107-113	14-12
	3	at Portland	L101-103 (OT)	14-13
	5	**Phoenix**	**L104-106**	**14-14**
	7	**Portland**	**L91-113**	**14-15**
	8	at Denver	L90-115	14-16
	10	**Utah**	**W97-90**	**15-16**
	12	at L.A. Clippers	W113-103	16-16
	14	**Charlotte**	**W114-102**	**17-16**
	16	**New York**	**W104-102**	**18-16**
	18	at L.A. Lakers	W110-90	19-16
	19	at Sacramento	W102-96	20-16
	21	**Detroit**	**W126-120**	**21-16**
	23	at Indiana	W113-100	22-16
	24	at New Jersey	L83-100	22-17
	26	at Milwaukee	L86-100	22-18
	28	**Chicago**	**W94-83**	**23-18**

Date		Opponent	Score	Record
	30	**New Jersey**	**W108-105**	**24-18**
Feb.	**2**	**Indiana**	**W115-104**	**25-18**
	3	at Dallas	W119-102	26-18
	5	**Minnesota**	**L105-112**	**26-19**
	8	**Washington**	**L100-106**	**26-20**
	10	at Philadelphia	W98-90	27-20
	11	at New York	L95-125	27-21
	13	at Minnesota	W97-88	28-21
	16	**Philadelphia**	**W149-111**	**29-21**
	18	**Boston**	**W119-84**	**30-21**
	23	at Utah	W105-78	31-21
	25	**Phoenix**	**W131-104**	**32-21**
	27	**Denver**	**W107-102**	**33-21**
Mar.	2	at L.A. Clippers	W99-83	34-21
	3	at Sacramento	W89-86	35-21
	5	at Dallas	W105-86	36-21
	6	**Sacramento**	**W119-102**	**37-21**
	9	**Miami**	**W104-94**	**38-21**
	11	**Portland**	**W104-91**	**39-21**
	13	**Utah**	**W104-95**	**40-21**
	16	**Orlando**	**W94-93**	**41-21**
	18	at Golden State	W98-85	42-21
	19	at Portland	L98-106 (OT)	42-22
	21	**Seattle**	**L89-100**	**42-23**
	23	at Charlotte	W111-103	43-23
	25	at Atlanta	L96-106	43-24
	26	at Washington	W90-69	44-24
	28	at Minnesota	L100-101	44-25
Apr.	**1**	**Milwaukee**	**W121-115**	**45-25**
	3	**Golden State**	**W118-111**	**46-25**
	6	**L.A. Clippers**	**W114-101**	**47-25**
	8	at Utah	W95-90	48-25
	10	**San Antonio**	**W98-88**	**49-25**
	13	**L.A. Lakers**	**W126-107**	**50-25**
	14	at Denver	W107-96	51-25
	16	at L.A. Lakers	W100-84	52-25
	17	at Seattle	W86-81	53-25
	19	at Phoenix	W111-97	54-25
	22	**Minnesota**	**W112-110 (OT)**	**55-25**
	24	**Dallas**	**L123-128**	**55-26**
	25	at San Antonio	L117-119 (OT)	55-27

1993-94 Houston Rockets

(58-24, 1st Midwest, NBA Champions)

Final Statistics

Player	G-S	Min	FGM-A	Pct.	3PM-A	Pct.	FTM-A	Pct.	Rebounds O-D-Tot	Avg.	A	Avg.	PF-D	S	TO	B	TP	Avg.
Hakeem Olajuwon	80-80	3277	894-1694	.528	8-19	.421	388-542	.716	229-726-955	11.9	287	3.6	289-4	128	271	297	2184	27.3
Otis Thorpe	82-82	2909	449-801	.561	0-2	.000	251-382	.657	271-599-870	10.6	189	2.3	253-1	66	185	28	1149	14.0
Vernon Maxwell	75-73	2571	380-976	.389	120-403	.298	143-191	.749	42-187-229	3.1	380	5.1	143-0	125	185	20	1023	13.6
Kenny Smith	78-78	2209	341-711	.480	89-220	.405	135-155	.871	24-114-138	1.8	327	4.2	121-0	59	126	4	906	11.6
Chris Jent	3-0	78	13-26	.500	4-11	.364	1-2	.500	4-11-15	5.0	7	2.3	13-1	0	5	0	31	10.3
Robert Horry	81-81	2370	322-702	.459	44-136	.324	115-157	.732	128-312-440	5.4	231	2.9	186-0	119	137	75	803	9.9
Mario Elie	67-8	1606	208-466	.446	56-167	.335	154-179	.860	28-153-181	2.7	208	3.1	124-0	50	109	8	626	9.3
Sam Cassell	66-6	1122	162-388	.418	26-88	.295	90-107	.841	25-109-134	2.0	192	2.9	136-1	59	94	7	440	6.7
Scott Brooks	73-0	1225	142-289	.491	23-61	.377	74-85	.871	10-92-102	1.4	149	2.0	98-0	51	55	2	381	5.2
Carl Herrera	75-0	1292	142-310	.458	0-0	.000	69-97	.711	101-184-285	3.8	37	0.5	159-0	32	69	26	353	4.7
Larry Robinson	6-0	55	10-20	.500	2-8	.250	3-8	.375	4-6-10	1.7	6	1.0	8-0	7	10	0	25	4.2
Matt Bullard	65-0	725	78-226	.345	50-154	.325	20-26	.769	23-61-84	1.3	64	1.0	67-0	14	28	6	226	3.5
Richard Petruska	22-0	92	20-46	.435	7-15	.467	6-8	.750	9-22-31	1.4	1	0.0	15-0	2	15	3	53	2.4
Earl Cureton	2-0	30	2-8	.250	0-0	.000	0-2	.000	4-8-12	6.0	0	0.0	4-0	0	1	0	4	2.0
Eric Riley	47-2	219	34-70	.486	0-1	.000	20-37	.541	24-35-59	1.3	9	0.2	30-0	5	15	9	88	1.9
ROCKETS	82	19780	3197-6733	.475	429-1285	.334	1469-1978	.743	926-2619-3545	43.2	2087	25.5	1646-7	717	1338	485	8292	101.1
OPPONENTS	82	19780	3152-7166	.440	257-841	.306	1377-1871	.736	1138-2434-3572	43.6	1901	23.2	1743-13	767	1221	312	7938	96.8

Date		Opponent	Score	Record
Nov.	**5**	**New Jersey**	**W110-88**	**1-0**
	7	at Portland	W106-92	2-0
	9	at Golden State	W102-93	3-0
	11	**Minnesota**	**W107-99**	**4-0**
	13	**Phoenix**	**W99-95**	**5-0**
	15	at Philadelphia	W88-84	6-0
	16	at New Jersey	W90-84	7-0
	18	at Indiana	W99-83	8-0
	20	**L.A. Clippers**	**W108-86**	**9-0**
	23	**Chicago**	**W100-93**	**10-0**
	24	at Utah	W95-93 (OT)	11-0
	26	at Sacramento	W92-89	12-0
	27	at L.A. Clippers	W82-80	13-0
	30	**Milwaukee**	**W102-91**	**14-0**
Dec.	2	at New York	W94-85	15-0
	3	at Atlanta	L111-133	15-1
	5	at Cleveland	W99-98	16-1
	7	**Charlotte**	**W121-102**	**17-1**
	9	**Miami**	**W115-109 (OT)**	**18-1**
	11	**Seattle**	**W82-75**	**19-1**
	14	at Miami	W97-88	20-1
	18	**Dallas**	**W104-93**	**21-1**
	21	at San Antonio	W90-88	22-1
	23	**Denver**	**L93-106**	**22-2**
	25	at Phoenix	L91-111	22-3
	26	at L.A. Lakers	W118-93	23-3
	28	at Seattle	L97-112	23-4
	30	at Minnesota	W110-104	24-4
Jan.	**4**	**Portland**	**W106-95**	**25-4**
	5	at Dallas	W114-102	26-4
	8	**Philadelphia**	**W100-93**	**27-4**
	10	at Orlando	L110-115	27-5
	12	at Boston	W94-84	28-5
	13	at Washington	L102-120	28-6
	15	at Chicago	L76-82	28-7
	18	**Boston**	**L83-95**	**28-8**
	20	at Denver	L106-111 (2OT)	28-9
	22	**Utah**	**W106-101**	**29-9**
	25	**Cleveland**	**W96-93**	**30-9**
	27	**Sacramento**	**W113-97**	**31-9**
	29	**Indiana**	**L108-119**	**31-10**

Date		Opponent	Score	Record
Feb.	1	at Utah	L88-104	31-11
	3	**L.A. Lakers**	**W99-88**	**32-11**
	6	**Minnesota**	**W101-90**	**33-11**
	8	at Milwaukee	L98-106	33-12
	10	at Detroit	W104-81	34-12
	15	**Atlanta**	**W103-99**	**35-12**
	16	at Charlotte	L97-102	35-13
	19	**Phoenix**	**W106-88**	**36-13**
	22	**Denver**	**W98-97**	**37-13**
	24	**New York**	**W93-73**	**38-13**
	26	**Utah**	**L85-95**	**38-14**
	28	at Utah	L85-89	38-15
Mar.	**1**	**Orlando**	**W97-85**	**39-15**
	5	**L.A. Clippers**	**W124-107**	**40-15**
	8	at San Antonio	L99-115	40-16
	10	**Seattle**	**W87-82**	**41-16**
	12	**San Antonio**	**L98-109**	**41-17**
	13	at Dallas	W100-93	42-17
	15	**Portland**	**W105-99**	**43-17**
	17	**Golden State**	**W112-99**	**44-17**
	19	**Detroit**	**W106-88**	**45-17**
	21	**Washington**	**W128-112**	**46-17**
	22	at Minnesota	L81-83	46-18
	24	**L.A. Lakers**	**W113-107**	**47-18**
	26	**Utah**	**W98-83**	**48-18**
	27	at Phoenix	L98-113	48-19
	29	at Sacramento	W122-101	49-19
	30	at Golden State	W114-104	50-19
Apr.	1	at L.A. Lakers	L88-101	50-20
	3	at L.A. Clippers	W106-98	51-20
	7	**Golden State**	**W134-102**	**52-20**
	9	**San Antonio**	**W100-89**	**53-20**
	10	at Denver	W93-92	54-20
	12	**Minnesota**	**W98-89**	**55-20**
	14	**Sacramento**	**W104-99**	**56-20**
	16	at Seattle	L97-100	56-21
	17	at Portland	W119-110	57-21
	19	at San Antonio	L80-90	57-22
	21	**Dallas**	**W126-100**	**58-22**
	22	at Dallas	L95-107	58-23
	24	**Denver**	**L107-115**	**58-24**

1994-95 Houston Rockets

(47-35, 3rd Midwest, NBA Champions)

Final Statistics

Player	G-S	Min	FGM-A	Pct.	3PM-A	Pct.	FTM-A	Pct.	Rebounds O-D-Tot	Avg.	A	Avg.	PF-D	S	TO	B	TP	Avg.
Hakeem Olajuwon	72-72	2853	798-1545	.517	3-16	.188	406-537	.756	172-603-775	10.8	255	3.5	250-3	133	237	242	2005	27.8
Clyde Drexler (TOT)	76-75	2728	571-1238	.461	147-408	.360	364-442	.824	152-328-480	6.3	362	4.8	206-1	136	186	45	1653	21.8
Clyde Drexler (HOU)	35-34	1300	266-526	.506	60-168	.357	157-194	.809	68-178-246	7.0	154	4.4	89-1	62	89	23	749	21.4
Vernon Maxwell	64-54	2038	306-777	.394	143-441	.324	99-144	.688	18-146-164	2.6	274	4.3	157-1	75	137	13	854	13.3
Otis Thorpe	36-35	1188	206-366	.563	0-3	.000	67-127	.528	113-209-322	8.9	58	1.6	102-1	22	76	13	479	13.3
Kenny Smith	81-81	2030	287-593	.484	142-331	.429	126-148	.851	27-128-155	1.9	323	4.0	109-1	71	123	10	842	10.4
Robert Horry	64-61	2074	240-537	.447	86-227	.379	86-113	.761	81-243-324	5.1	216	3.4	161-0	94	122	76	652	10.2
Sam Cassell	82-1	1882	253-593	.427	63-191	.330	214-254	.843	38-173-211	2.6	405	4.9	209-3	94	167	14	783	9.5
Mario Elie	81-13	1896	243-487	.499	80-201	.398	144-171	.842	50-146-196	2.4	189	2.3	158-0	65	104	12	710	8.8
Carl Herrera	61-26	1331	171-327	.523	0-2	.000	73-117	.624	98-180-278	4.6	44	0.7	136-0	40	71	38	415	6.8
Chucky Brown	41-14	814	105-174	.603	1-3	.333	38-62	.613	64-125-189	4.6	30	0.7	105-0	11	29	14	249	6.1
Pete Chilcutt	68-17	1347	146-328	.445	35-86	.407	31-42	.738	106-211-317	4.7	66	1.0	117-0	25	61	43	358	5.3
Tracy Murray (TOT)	54-3	516	95-233	.408	35-86	.407	33-42	.786	20-39-59	1.1	19	0.4	73-0	14	35	4	258	4.8
Tracy Murray (HOU)	25-0	203	32-80	.400	19-45	.422	5-8	.625	2-20-22	0.9	5	0.2	31-0	7	15	3	88	3.5
Scott Brooks	28-0	186	35-65	.538	8-17	.471	18-21	.857	1-12-13	0.5	22	0.8	14-0	8	14	1	96	3.4
Tim Breaux	42-2	340	45-121	.372	6-25	.240	32-49	.653	16-18-34	0.8	15	0.4	25-0	11	16	4	128	3.0
Zan Tabak	37-0	182	24-53	.453	0-1	.000	27-44	.614	23-34-57	1.5	4	0.1	37-0	2	18	7	75	2.0
Charles Jones	3-0	36	1-3	.333	0-0	.000	1-2	.500	2-5-7	2.3	0	0.0	8-0	0	0	1	3	1.0
Adrian Caldwell	7-0	30	1-4	.250	0-0	.000	3-6	.500	1-9-10	1.4	0	0.0	6-0	1	1	0	5	0.7
ROCKETS	82	19730	3159-6579	.480	646-1757	.368	1527-2039	.749	880-2440-3320	40.5	2060	25.1	1714-10	721	1322	514	8491	103.5
OPPONENTS	82	19730	3202-7061	.453	506-1345	.376	1407-1874	.751	1165-2386-3551	43.3	1940	23.7	1779-12	744	1274	365	8317	101.4

Date		Opponent	Score	Record
Nov.	**4**	**New Jersey**	**W90- 86**	**1-0**
	5	at Minnesota	W115- 85	2-0
	8	at Cleveland	W100- 98	3-0
	9	at Indiana	W109-104	4-0
	11	at Boston	W102- 82	5-0
	12	at New Jersey	W100- 84	6-0
	15	**Sacramento**	**W105- 99**	**7-0**
	17	**Chicago**	**W106- 83**	**8-0**
	19	at Denver	W109-101	9-0
	22	**Portland**	**L94-102**	**9-1**
	23	at Orlando	L94-117	9-2
	26	**Seattle**	**L94- 98**	**9-3**
	29	**Denver**	**W96- 81**	**10-3**
Dec.	1	at Golden State	W113-109	11-3
	2	at L.A. Lakers	L89-107	11-4
	6	at Seattle	L90-103	11-5
	8	**Charlotte**	**W101- 95**	**12-5**
	10	**San Antonio**	**L96-108**	**12-6**
	13	**Washington**	**W93- 85**	**13-6**
	15	**L.A. Lakers**	**L94- 97**	**13-7**
	17	**Boston**	**L109-112**	**13-8**
	22	**Phoenix**	**W114-106**	**14-8**
	23	at San Antonio	L96- 98	14-9
	26	at Miami	W101- 88	15-9
	27	**Atlanta**	**W105- 93**	**16-9**
	29	**Golden State**	**W126-124**	**17-9**
	30	at Utah	W111-103	18-9
Jan.	3	at Dallas	W110- 98	19-9
	5	**Dallas**	**W108- 99**	**20-9**
	7	**Indiana**	**L83- 88**	**20-10**
	11	**Miami**	**W108- 97**	**21-10**
	13	**San Antonio**	**W103-100**	**22-10**
	14	at Denver	L104-118	22-11
	16	at Minnesota	L75- 94	22-12
	19	**New York**	**L77- 93**	**22-13**
	20	at Detroit	W106- 96	23-13
	22	at Chicago	L81-100	23-14
	24	at Milwaukee	W115- 99	24-14
	26	at San Antonio	L100-103	24-15
	28	**Minnesota**	**W114- 93**	**25-15**
	31	**Denver**	**W86- 74**	**26-15**

Date		Opponent	Score	Record
Feb.	**2**	**Utah**	**W121-101**	**27-15**
	5	at Phoenix	W124-100	28-15
	6	at Portland	L82-120	28-16
	8	at Sacramento	W97- 86	29-16
	9	at L.A. Clippers	L107-122	29-17
	14	**L.A. Clippers**	**W124-104**	**30-17**
	16	at Charlotte	W105- 89	31-17
	17	at Washington	W109- 92	32-17
	19	at New York	L117-122	32-18
	21	**San Antonio**	**L97- 98**	**32-19**
	23	**Detroit**	**W110- 99**	**33-19**
	25	**Golden State**	**W112-105**	**34-19**
	27	**Cleveland**	**W86- 78**	**35-19**
	28	at Dallas	L101-102	35-20
Mar.	**2**	**Orlando**	**L96-107**	**35-21**
	3	at Minnesota	L105-108	35-22
	5	at San Antonio	L103-124	35-23
	7	**Phoenix**	**L102-113**	**35-24**
	11	**Dallas**	**W109-102**	**36-24**
	13	at Atlanta	W97- 86	37-24
	14	at Philadelphia	W136-107	38-24
	16	**Minnesota**	**W104- 97**	**39-24**
	19	**Philadelphia**	**W114-103**	**40-24**
	21	**Seattle**	**L102-104**	**40-25**
	23	**Utah**	**L104-112**	**40-26**
	24	at Phoenix	W99- 97	41-26
	26	at L.A. Lakers	L96-107	41-27
	28	**L.A. Lakers**	**L96-106**	**41-28**
	30	at L.A. Clippers	W108- 96	42-28
Apr.	**1**	**Milwaukee**	**L87- 93**	**42-29**
	4	at Sacramento	L105-109	42-30
	6	at Golden State	W110-102	43-30
	7	at Portland	L109-127	43-31
	9	at Denver	W123-120	44-31
	11	**Dallas**	**L147-156 (2OT)**	**44-32**
	13	**Portland**	**W112- 99**	**45-32**
	15	**Sacramento**	**W98- 84**	**46-32**
	17	**L.A. Clippers**	**W121-111**	**47-32**
	19	at Utah	L96-115	47-33
	20	at Seattle	L101-111	47-34
	23	**Utah**	**L97-103**	**47-35**

1995-96 Houston Rockets

(48-34, 3rd Midwest)

Final Statistics

Player	G-S	Min	FGM-A	Pct.	3PM-A	Pct.	FTM-A	Pct.	Rebounds O-D-Tot	Avg.	A	Avg.	PF-D	S	TO	B	TP	Avg.
Hakeem Olajuwon	72-72	2797	768-1494	.514	3-14	.214	397-548	.724	176-608-784	10.9	257	3.6	242-0	113	247	207	1936	26.9
Clyde Drexler	52-51	1997	331-764	.433	78-235	.332	265-338	.784	97-276-373	7.2	302	5.8	153-0	105	134	24	1005	19.3
Sam Cassell	61-0	1682	289-658	.439	73-210	.348	235-285	.825	51-137-188	3.1	278	4.6	166-2	53	157	4	886	14.5
Robert Horry	71-71	2634	300-732	.410	142-388	.366	111-143	.776	97-315-412	5.8	281	4.0	197-3	116	160	109	853	12.0
Tracy Moore	8-2	190	30-76	.395	13-30	.433	18-19	.947	10-12-22	2.8	6	0.8	16-0	2	8	0	91	11.4
Mario Elie	45-16	1385	180-357	.504	41-127	.323	98-115	.852	47-108-155	3.4	138	3.1	93-0	45	59	11	499	11.1
Sam Mack	31-20	868	121-287	.422	54-135	.400	39-46	.848	18-80-98	3.2	79	2.5	75-0	22	28	9	335	10.8
Mark Bryant	71-9	1587	242-446	.543	0-2	.000	127-177	.718	131-220-351	4.9	52	0.7	234-4	31	85	19	611	8.6
Chucky Brown	82-82	2019	300-555	.541	1-8	.125	104-150	.693	134-307-441	5.4	89	1.1	163-0	47	94	38	705	8.6
Kenny Smith	68-56	1617	201-464	.433	91-238	.382	87-106	.821	21-75-96	1.4	245	3.6	116-1	47	100	3	580	8.5
Eldridge Recasner	63-27	1275	149-359	.415	81-191	.424	57-66	.864	31-113-144	2.3	170	2.7	111-1	23	61	5	436	6.9
Henry James	7-0	58	10-24	.417	5-15	.333	5-5	1.000	3-3-6	0.9	2	0.3	13-0	0	4	0	30	4.3
Melvin Booker	11-0	131	16-50	.320	3-19	.158	9-11	.818	1-8-9	0.8	21	1.9	18-0	5	12	1	44	4.0
Tim Breaux	54-4	570	59-161	.366	15-46	.326	28-45	.622	22-38-60	1.1	24	0.4	42-0	11	30	8	161	3.0
Pete Chilcutt	74-0	651	73-179	.408	37-98	.378	17-26	.654	51-105-156	2.1	26	0.4	65-0	19	22	14	200	2.7
Alvin Heggs	4-0	14	3-5	.600	0-0	—	2-3	.667	1-1-2	0.5	0	0.0	0-0	0	0	0	8	2.0
Jaren Jackson	4-0	33	0-8	.000	0-5	.000	8-10	.800	0-3-3	0.8	0	0.0	5-0	1	0	0	8	2.0
Charles Jones	46-0	297	6-19	.316	0-0	—	4-13	.308	28-46-74	1.6	12	0.3	44-0	5	3	24	16	0.3
ROCKETS	82	19805	3078-6638	.464	637-1761	.362	1611-2106	.765	919-2455-3374	41.1	1982	24.2	1753-11	645	1245	476	8404	102.5
OPPONENTS	82	19805	3178-6910	.460	482-1344	.359	1423-2012	.707	1126-2499-3625	44.2	1945	23.7	1847-14	670	1224	400	8261	100.7

Date		Opponent	Score	Record
Nov.	**3**	**Golden State**	**W110- 92**	**1-0**
	5	at Phoenix	W106-104	2-0
	7	**Milwaukee**	**W106- 89**	**3-0**
	8	at Miami	L82- 89	3-1
	11	**Minnesota**	**W119- 97**	**4-1**
	15	at Toronto	W96- 93	5-1
	16	at Milwaukee	W115-87	6-1
	18	**Denver**	**W101- 97**	**7-1**
	20	at Boston	W98- 93	8-1
	22	at Philadelphia	W115-106	9-1
	23	at Indiana	W115-108	10-1
	25	at New York	L88-103	10-2
	26	at Detroit	L100-102	10-3
	28	**L.A. Clippers**	**W116-103**	**11-3**
	30	**Utah**	**L105-112**	**11-4**
Dec.	**2**	**Charlotte**	**W113-98**	**12-4**
	5	at Utah	W103-100	13-4
	6	**L.A. Lakers**	**W112-99**	**14-4**
	8	**Washington**	**W113-107**	**15-4**
	10	at Portland	L101-103 (2OT)	15-5
	12	at Sacramento	W133-93	16-5
	13	at Vancouver	W100-89	17-5
	15	**Sacramento**	**L110-114**	**17-6**
	19	**Phoenix**	**W103-96**	**18-6**
	21	**Portland**	**W91-86**	**19-6**
	23	at San Antonio	L95-110	19-7
	25	at Orlando	L90-92	19-8
	26	**Vancouver**	**W100-84**	**20-8**
	28	**New Jersey**	**W97-82**	**21-8**
	30	at Dallas	W105-102	22-8
Jan.	2	at Minnesota	W105-100	23-8
	3	at Chicago	L86-100	23-9
	6	**Indiana**	**W99-87**	**24-9**
	9	**San Antonio**	**L82-88**	**24-10**
	12	at L.A. Lakers	L100-101	24-11
	13	at L.A. Clippers	W115-104	25-11
	15	**Utah**	**W107-99**	**26-11**
	17	at Denver	W120-112	27-11
	18	**Boston**	**L106-108**	**27-12**
	21	**Orlando**	**L96-97**	**27-13**
	22	at Atlanta	L96-105	27-14

Date		Opponent	Score	Record
	24	at New Jersey	W98-89	28-14
	25	at Washington	L85-120	28-15
	27	**Detroit**	**W105-85**	**29-15**
	30	**Chicago**	**L87-98**	**29-16**
Feb.	1	at Charlotte	W116-111	30-16
	3	**Seattle**	**L103-104 (OT)**	**30-17**
	6	at Seattle	L94-99	30-18
	7	at L.A. Clippers	W110-102	31-18
	13	**Dallas**	**W121-106**	**32-18**
	15	**San Antonio**	**W112-108**	**33-18**
	18	at San Antonio	L79-93	33-19
	19	**Sacramento**	**W118-111 (OT)**	**34-19**
	21	at Minnesota	L101-120	34-20
	22	at Cleveland	W86-80	35-20
	24	**L.A. Lakers**	**W96-94**	**36-20**
	27	**Toronto**	**W105-100**	**37-20**
	29	**Philadelphia**	**W109-95**	**38-20**
Mar.	3	at L.A. Lakers	W111-107	39-20
	5	at Portland	W100-93	40-20
	7	at Golden State	L86-95	40-21
	8	at Utah	L89-109	40-22
	10	at Vancouver	W95-89	41-22
	14	**Atlanta**	**W114-106**	**42-22**
	16	**Miami**	**L97-121**	**42-23**
	19	**Golden State**	**L102-105 (OT)**	**42-24**
	21	**Cleveland**	**L85-98**	**42-25**
	23	**Minnesota**	**L103-108**	**42-26**
	26	**New York**	**L74-83**	**42-27**
	27	at Dallas	L114-117	42-28
	30	**Portland**	**L94-109**	**42-29**
Apr.	2	at Golden State	W112-106	43-29
	3	at Seattle	L103-118	43-30
	5	at Sacramento	L91-96	43-31
	7	at Denver	L105-111	43-32
	9	**Vancouver**	**W90-84**	**44-32**
	11	**Denver**	**W113-109**	**45-32**
	13	**Dallas**	**W112-111**	**46-32**
	15	**Seattle**	**L106-112**	**46-33**
	16	at Phoenix	L100-111	46-34
	18	**L.A. Clippers**	**W115-107**	**47-34**
	21	**Phoenix**	**W118-110**	**48-34**

1996-97 Houston Rockets

(57-25, 2nd Midwest)

Final Statistics

Player	G-S	Min	FGM-A	Pct.	3PM-A	Pct.	FTM-A	Pct.	Rebounds O-D-Tot	Avg.	A	Avg.	PF-D	S	TO	B	TP	Avg.
Hakeem Olajuwon	78-78	2852	727-1426	.510	5-16	.313	351-446	.787	173-543-716	9.2	236	3.0	249-3	117	281	173	1810	23.2
Charles Barkley	53-53	2009	335-692	.484	58-205	.283	288-415	.694	212-504-716	13.5	248	4.7	153-2	69	151	25	1016	19.2
Clyde Drexler	62-62	2271	397-899	.442	119-335	.355	201-268	.750	118-255-373	6.0	354	5.7	151-0	119	156	36	1114	18.0
Mario Elie	78-77	2687	291-585	.497	120-286	.420	207-231	.896	60-175-235	3.0	310	4.0	200-2	92	135	12	909	11.7
Kevin Willis	75-32	1964	350-728	.481	2-14	.143	140-202	.693	146-415-561	7.5	71	0.9	216-1	42	119	32	842	11.2
Matt Maloney	82-82	2386	271-615	.441	154-381	.404	71-93	.763	19-141-160	2.0	303	3.7	125-0	82	122	1	767	9.4
Eddie Johnson (TOT)	52-2	913	160-362	.442	49-131	.374	55-68	.809	27-111-138	2.7	52	1.0	81-0	15	47	2	424	8.2
Eddie Johnson (HOU)	24-2	607	101-226	.447	40-103	.388	35-41	.854	24-74-98	4.1	35	1.5	48-0	10	30	1	277	11.5
Sam Mack	52-10	904	105-262	.401	47-142	.331	35-42	.833	20-86-106	2.0	58	1.1	67-0	29	42	6	292	5.6
Brent Price	25-0	390	44-105	.419	17-53	.321	21-21	1.000	10-19-29	1.2	65	2.6	34-0	17	32	0	126	5.0
Emanual Davis	13-0	230	24-54	.444	12-27	.444	5-8	.625	2-20-22	1.7	26	2.0	20-0	9	17	2	65	5.0
Othella Harrington	57-1	860	112-204	.549	0-3	.000	49-81	.605	75-123-198	3.5	18	0.3	112-2	12	57	22	273	4.8
Matt Bullard	71-12	1025	114-284	.401	67-183	.366	25-34	.735	13-104-177	1.6	67	0.9	68-0	21	38	18	320	4.5
Randy Livingston	64-0	981	100-229	.437	9-22	.409	42-65	.646	32-62-94	1.5	155	2.4	107-0	39	102	12	251	3.9
Tracy Moore	27-1	237	33-85	.388	11-43	.256	22-31	.710	11-15-26	1.0	20	0.7	19-0	5	14	0	99	3.7
Sedale Threatt	21-0	334	28-74	.378	8-20	.400	6-8	.750	5-19-24	1.1	40	1.9	29-0	15	13	3	70	3.3
Elmer Bennett	4-0	16	2-6	.333	1-3	.333	5-6	.833	0-1-1	0.3	4	1.0	1-0	2	0	0	10	2.5
Joe Stephens	2-0	9	1-5	.200	1-3	.333	0-0	—	2-1-3	1.5	0	0.0	3-0	3	3	0	3	1.5
Charles Jones	12-0	93	2-5	.400	0-0	—	0-0	—	5-8-13	1.1	3	0.3	8-0	2	0	4	4	0.3
ROCKETS	82	19855	3037-6484	.468	671-1839	.365	1503-1992	.755	927-2565-3492	42.6	2013	24.5	1610-10	685	1365	347	8248	100.6
OPPONENTS	82	19855	3030-6845	.443	519-1547	.335	1302-1785	.729	1029-2332-3361	41.0	1835	22.4	1735-17	731	1172	365	7881	96.1

Date		Opponent	Score	Record
Nov.	**1**	**Sacramento**	**W96-85**	**1-0**
	2	at Phoenix	W110-95	2-0
	4	at Utah	W75-72	3-0
	5	at Sacramento	W102-80	4-0
	7	at Denver	W110-108 (OT)	5-0
	9	**Utah**	**W91-85**	**6-0**
	12	**L.A. Lakers**	**L115-126 (2OT)**	**6-1**
	14	**Indiana**	**W90-88**	**7-1**
	16	**Golden State**	**W115-103**	**8-1**
	19	**Minnesota**	**W122-93**	**9-1**
	21	**Phoenix**	**W115-105**	**10-1**
	23	at Golden State	W120-115 (OT)	11-1
	24	at L.A. Lakers	W90-85	12-1
	26	**Portland**	**W102-101 (OT)**	**13-1**
	29	at Boston	W120-94	14-1
	30	at Washington	W103-99	15-1
Dec.	2	at Toronto	L89-100	15-2
	4	**Boston**	**W94-89**	**16-2**
	7	**Philadelphia**	**W123-108**	**17-2**
	10	at Minnesota	W96-94	18-2
	12	**Detroit**	**W115-96**	**19-2**
	14	at Seattle	W109-100	20-2
	15	at Portland	W99-89	21-2
	17	at Vancouver	L92-93	21-3
	19	**San Antonio**	**L101-115**	**21-4**
	21	**Miami**	**L66-86**	**21-5**
	23	**Milwaukee**	**L76-81**	**21-6**
	26	at Milwaukee	W101-90	22-6
	28	**Golden State**	**W104-95**	**23-6**
	30	**Seattle**	**W99-91**	**24-6**
Jan.	**2**	**Portland**	**L96-112**	**24-7**
	4	**L.A. Clippers**	**L91-95**	**24-8**
	7	at Minnesota	W104-95	25-8
	8	at Cleveland	W81-78	26-8
	10	at Philadelphia	W120-99	27-8
	11	at Chicago	L86-110	27-9
	14	**New York**	**W106-86**	**28-9**
	16	**Sacramento**	**W89-80**	**29-9**
	17	at Dallas	W88-78	30-9
	19	**Chicago**	**W102-86**	**31-9**
	21	at Charlotte	L108-114	31-10
	23	**New Jersey**	**W111-104**	**32-10**
	25	**Utah**	**L100-105 (OT)**	**32-11**
	30	**Denver**	**L109-113**	**32-12**
	31	at Indiana	L74-100	32-13
Feb.	2	at Orlando	L90-103	32-14
	4	at New York	L95-99	32-15
	6	at Detroit	L87-96	32-16
	11	**Vancouver**	**W106-97**	**33-16**
	14	at Seattle	L85-105	33-17
	15	at Portland	L105-109	33-18
	17	**Atlanta**	**W127-98**	**34-18**
	20	**Toronto**	**W107-97**	**35-18**
	21	at Atlanta	L74-76	35-19
	23	**San Antonio**	**W95-85**	**36-19**
	25	**L.A. Lakers**	**W100-96**	**37-19**
	27	**Charlotte**	**L95-106**	**37-20**
Mar.	**1**	**Dallas**	**W89-80**	**38-20**
	4	at L.A. Clippers	W113-109	39-20
	5	at Golden State	W90-85	40-20
	7	at L.A. Lakers	W111-90	41-20
	9	at Dallas	W88-83	42-20
	11	at San Antonio	W103-79	43-20
	12	**Orlando**	**L95-96**	**43-21**
	16	at Miami	L80-101	43-22
	18	at New Jersey	W97-89	44-22
	20	**Washington**	**W96-90**	**45-22**
	22	**Phoenix**	**L99-104**	**45-23**
	25	**Minnesota**	**W112-103**	**46-23**
	27	**Cleveland**	**W107-89**	**47-23**
	29	**Denver**	**W120-105**	**48-23**
Apr.	1	at Denver	W116-99	49-23
	2	at Phoenix	L96-109	49-24
	4	at Sacramento	W108-94	50-24
	6	at Vancouver	W94-85	51-24
	8	at L.A. Clippers	W127-117	52-24
	10	**Vancouver**	**W102-94**	**53-24**
	11	at Utah	L83-104	53-25
	13	**Seattle**	**W113-73**	**54-25**
	15	**L.A. Clippers**	**W123-119**	**55-25**
	18	**Dallas**	**W112-102 (OT)**	**56-25**
	20	at San Antonio	W103-99	57-25

1997-98 Houston Rockets

(41-41, 4th Midwest)

Final Statistics

Player	G-S	Min	FGM-A	Pct.	3PM-A	Pct.	FTM-A	Pct.	Rebounds O-D-Tot	Avg.	A	Avg.	PF-D	S	TO	B	TP	Avg.
Clyde Drexler	70-70	2473	452-1059	.427	106-334	.317	277-346	.801	105-241-346	4.9	382	5.5	193-0	126	189	42	1287	18.4
Hakeem Olajuwon	47-45	1633	306-633	.483	0-3	.000	160-212	.755	116-344-460	9.8	143	3.0	152-0	84	126	96	772	16.4
Kevin Willis	81-74	2528	531-1041	.510	1-7	.143	242-305	.793	232-447-679	8.4	78	1.0	235-1	55	170	38	1305	16.1
Charles Barkley	68-41	2243	361-744	.485	18-84	.214	296-397	.746	241-553-794	11.7	217	3.2	187-2	71	147	28	1036	15.2
Matt Maloney	78-78	2217	239-586	.408	126-346	.364	65-78	.833	16-126-142	1.8	219	2.8	99-0	62	107	5	669	8.6
Eddie Johnson	75-1	1490	227-544	.417	66-198	.333	113-136	.831	50-103-153	2.0	88	1.2	89-0	32	62	3	633	8.4
Mario Elie	73-59	1988	206-456	.452	55-189	.291	145-174	.833	39-117-156	2.1	221	3.0	115-0	81	100	8	612	8.4
Matt Bullard	67-24	1190	175-389	.450	96-231	.416	20-27	.741	25-121-146	2.2	60	0.9	104-0	31	39	24	466	7.0
Othella Harrington	58-3	903	129-266	.485	0-1	.000	92-122	.754	73-134-207	3.6	24	0.4	112-1	10	47	27	350	6.0
Rodrick Rhodes	58-13	1070	112-305	.367	2-8	.250	111-180	.617	28-42-70	1.2	110	1.9	125-0	62	97	10	337	5.8
Brent Price	72-2	1332	128-310	.413	73-187	.390	77-98	.786	37-70-107	1.5	192	2.7	163-3	52	111	4	406	5.6
Emanual Davis	45-0	599	63-142	.444	27-72	.375	31-37	.838	10-37-47	1.0	59	1.3	55-0	17	52	3	184	4.1
Joe Stephens	7-0	37	10-28	.357	3-10	.300	4-6	.667	3-3-6	0.9	1	0.1	2-0	2	2	0	27	3.9
Charles Jones	24-0	127	7-10	.700	0-0	.000	1-2	.500	12-12-24	1.0	5	0.2	22-0	1	4	6	15	0.6
ROCKETS	82	19830	2946-6513	.452	573-1670	.343	1634-2120	.771	987-2350-3337	40.7	1799	22.0	1653-7	686	1298	294	8099	98.8
OPPONENTS	82	19830	3173-6769	.469	409-1120	.365	1406-1891	.744	1041-2326-3367	41.1	1914	23.2	1747-11	732	1170	365	8161	99.5

Date		Opponent	Score	Record
Oct.	**31**	**Cleveland**	**W94-86**	**1-0**
Nov.	2	at Sacramento	W93-77	2-0
	4	at Seattle	L94-118	2-1
	5	at L.A. Clippers	W124-110	3-1
	7	**Portland**	**L85-86**	**3-2**
	12	**Philadelphia**	**L100-114**	**3-3**
	14	**L.A. Lakers**	**L103-113 (2OT)**	**3-4**
	16	at Phoenix	L94-96	3-5
	18	**New York**	**W95-84**	**4-5**
	20	**Toronto**	**W127-97**	**5-5**
	22	**Golden State**	**W90-84**	**6-5**
	28	at Portland	W98-89	7-5
	29	at Golden State	W107-100	8-5
Dec.	**2**	**Denver**	**W112-101**	**9-5**
	4	**Atlanta**	**W94-87**	**10-5**
	6	Dallas (Mexico City)	W108-106	11-5
	9	**San Antonio**	**W108-78**	**12-5**
	12	at L.A. Lakers	L102-119	12-6
	14	at Vancouver	L105-110	12-7
	16	**Vancouver**	**W118-91**	**13-7**
	19	**Sacramento**	**W116-98**	**14-7**
	20	at San Antonio	L87-100	14-8
	22	**L.A. Lakers**	**L83-94**	**14-9**
	25	at Utah	L103-107	14-10
	27	**Washington**	**W111-101**	**15-10**
	29	**Charlotte**	**L101-120**	**15-11**
Jan.	2	at Denver	W116-115 (OT)	16-11
	3	**Portland**	**L95-97**	**16-12**
	5	at Toronto	W120-96	17-12
	6	at Cleveland	L70-100	17-13
	8	**Indiana**	**L80-87**	**17-14**
	10	**Utah**	**L84-111**	**17-15**
	13	**Dallas**	**W100-87**	**18-15**
	16	**Minnesota**	**L115-116 (OT)**	**18-16**
	18	at Chicago	L100-106	18-17
	19	**Seattle**	**L80-114**	**18-18**
	21	at New Jersey	L112-117 (OT)	18-19
	22	at Charlotte	L86-93	18-20
	24	**San Antonio**	**W112-87**	**19-20**
	26	at San Antonio	L90-115	19-21
	27	**L.A. Clippers**	**W115-109**	**20-21**

Date		Opponent	Score	Record
	29	**Orlando**	**L88-95**	**20-22**
	31	at Philadelphia	W102-86	21-22
Feb.	1	at Boston	L96-107	21-23
	3	**Vancouver**	**W110-97**	**22-23**
	5	at Detroit	L92-104	22-24
	10	**Seattle**	**W97-83**	**23-24**
	12	at Vancouver	W112-103	24-24
	13	at Portland	L81-105	24-25
	15	at L.A. Lakers	W90-88	25-25
	16	at L.A. Clippers	W121-99	26-25
	19	**Detroit**	**W100-90**	**27-25**
	20	at Minnesota	L95-100 (OT)	27-26
	22	at New York	L74-92	27-27
	24	at Washington	L112-124	27-28
	26	**Minnesota**	**W118-98**	**28-28**
Mar.	**1**	**Utah**	**L100-106**	**28-29**
	3	**L.A. Clippers**	**W107-97**	**29-29**
	5	**Miami**	**L93-117**	**29-30**
	7	at Phoenix	W108-89	30-30
	9	at Utah	L93-100	30-31
	10	**Dallas**	**W97-91**	**31-31**
	12	**New Jersey**	**W115-104**	**32-31**
	14	**Sacramento**	**W89-86**	**33-31**
	17	**Milwaukee**	**W96-91**	**34-31**
	19	**Boston**	**W105-96**	**35-31**
	21	at Dallas	W103-95	36-31
	24	at Milwaukee	L108-118	36-32
	25	at Indiana	W86-81	37-32
	27	at Orlando	L75-100	37-33
	29	at Miami	L77-109	37-34
	31	**Phoenix**	**L86-97**	**37-35**
Apr.	**2**	**Golden State**	**L94-104**	**37-36**
	3	at Atlanta	L87-107	37-37
	5	**Chicago**	**L94-109**	**37-38**
	7	at Denver	W104-87	38-38
	9	at Golden State	W93-89	39-38
	10	at Sacramento	W97-85	40-38
	12	at Seattle	L95-103	40-39
	14	**Denver**	**W94-88**	**41-39**
	17	at Minnesota	L95-102	41-40
	19	**Phoenix**	**L93-123**	**41-41**

1998-99 Houston Rockets

(31-19, 3rd Midwest)

Final Statistics

Player	G-S	Min	FGM-A	Pct.	3PM-A	Pct.	FTM-A	Pct.	Rebounds O-D-Tot	Avg.	A	Avg.	PF-D	S	TO	B	TP	Avg.
Hakeem Olajuwon	50-50	1784	373-725	.514	4-13	.308	195-272	.717	106-372-478	9.6	88	1.8	160-3	82	139	123	945	18.9
Charles Barkley	42-40	1526	240-502	.478	4-25	.160	192-267	.719	167-349-516	12.3	192	4.6	89-0	43	100	13	676	16.1
Scottie Pippen	50-50	2011	261-604	.432	72-212	.340	132-183	.721	63-260-323	6.5	293	5.9	118-0	98	159	37	726	14.5
Michael Dickerson	50-50	1558	215-462	.465	71-164	.433	46-72	.639	26-57-83	1.7	95	1.9	90-0	27	66	11	547	10.9
Sam Mack (TOT)	44-15	1083	167-384	.435	87-219	.397	51-58	.879	14-81-95	2.2	55	1.3	94-1	35	33	4	472	10.7
Sam Mack (HOU)	25-0	506	81-172	.471	45-111	.405	23-28	.821	7-35-42	1.7	32	1.3	41-0	15	13	3	230	9.2
Cuttino Mobley	49-37	1456	172-405	.425	53-148	.358	90-110	.818	22-89-111	2.3	121	2.5	98-0	44	79	23	487	9.9
Othella Harrington	41-10	903	156-304	.513	0-0	—	88-122	.721	72-174-246	6.0	15	0.4	103-0	6	61	25	400	9.8
Brent Price	40-6	806	100-207	.483	46-112	.411	46-61	.754	18-60-78	2.0	113	2.8	90-0	33	65	1	292	7.3
Eddie Johnson	3-0	18	6-13	.462	0-1	.000	0-0	—	0-2-2	0.7	1	0.3	3-0	0	2	0	12	4.0
Bryce Drew	34-0	441	47-129	.364	16-49	.327	8-8	1.000	3-29-32	0.9	52	1.5	61-2	12	31	4	118	3.5
Rodrick Rhodes	3-0	33	2-8	.250	0-0	—	5-6	.833	2-2-4	1.3	1	0.3	5-0	1	5	0	9	3.0
Matt Bullard	41-0	413	43-114	.377	24-62	.387	7-10	.700	9-33-42	1.0	18	0.4	28-0	13	14	4	117	2.9
Antoine Carr	18-0	152	21-52	.404	0-1	.000	5-7	.714	9-22-31	1.7	9	0.5	31-0	1	9	10	47	2.6
Anthony Miller	29-0	249	28-60	.467	0-1	.000	14-22	.636	26-41-67	2.3	7	0.2	34-0	7	9	5	70	2.4
Stanley Roberts	6-0	33	5-13	.385	0-0	—	4-8	.500	4-7-11	1.8	0	0.0	2-0	0	4	1	14	2.3
Matt Maloney	15-7	186	5-28	.179	1-15	.067	10-11	.909	2-8-10	0.7	21	1.4	7-0	4	14	0	21	1.4
ROCKETS	50	12075	1755-3798	.462	336-914	.368	865-1187	.729	536-1540-2076	41.5	1058	21.2	960-5	386	812	260	4711	94.2
OPPONENTS	50	12075	1793-4136	.434	230-645	.357	779-1062	.734	664-1391-2055	41.1	1034	20.7	1030-2	441	653	245	4595	91.9

Date		Opponent	Score	Record
Feb.	5	at L.A. Lakers	L91-99	0-1
	6	at Golden State	W86-84	1-1
	8	**Denver**	**W99-80**	**2-1**
	10	**Sacramento**	**W92-82**	**3-1**
	11	at Dallas	W105-95	4-1
	16	**Phoenix**	**W109-92**	**5-1**
	17	at Minnesota	L102-116	5-2
	18	at New Jersey	W93-92 (OT)	6-2
	20	at Miami	L71-81	6-3
	21	at Orlando	L83-109	6-4
	23	**Seattle**	**W98-86**	**7-4**
	25	**Atlanta**	**L87-93**	**7-5**
	27	at Vancouver	W86-74	8-5
	28	at L.A. Lakers	L90-106	8-6
Mar.	**2**	**San Antonio**	**L82-99**	**8-7**
	4	**L.A. Clippers**	**W96-77**	**9-7**
	6	at Vancouver	W107-92	10-7
	7	at Portland	L71-111	10-8
	9	**Denver**	**W84-75**	**11-8**
	11	**Vancouver**	**W102-91**	**12-8**
	13	**Cleveland**	**W100-89**	**13-8**
	14	at Phoenix	L90-104	13-9
	16	**Portland**	**W101-93**	**14-9**
	17	at Denver	W114-109	15-9
	20	**Phoenix**	**W103-93 (OT)**	**16-9**

Date		Opponent	Score	Record
	22	**Sacramento**	**W110-100**	**17-9**
	24	at Dallas	W88-78	18-9
	25	**Toronto**	**W113-104**	**19-9**
	27	at Golden State	W87-86	20-9
	28	at Sacramento	W107-93	21-9
	30	at L.A. Clippers	W104-95	22-9
Apr.	1	at Utah	L87-88	22-10
	4	at Seattle	L84-101	22-11
	6	**Golden State**	**W111-74**	**23-11**
	8	**San Antonio**	**L83-92**	**23-12**
	11	at Utah	L76-85	23-13
	12	at Minnesota	W95-90	24-13
	14	**Vancouver**	**W102-85**	**25-13**
	15	**Portland**	**W86-76**	**26-13**
	18	at San Antonio	L83-86	26-14
	19	**Seattle**	**W120-113**	**27-14**
	21	**Dallas**	**L95-109**	**27-15**
	23	at L.A. Clippers	L101-106 (OT)	27-16
	25	at Phoenix	L71-95	27-17
	26	**L.A. Lakers**	**W102-80**	**28-17**
	29	**Dallas**	**L81-91**	**28-18**
	30	**Utah**	**L78-91**	**28-19**
May	**2**	**L.A. Clippers**	**W110-84**	**29-19**
	4	**Minnesota**	**W100-83**	**30-19**
	5	at Denver	W95-88	31-19

1999-2000 Houston Rockets

(34-48, 6th Midwest)

Final Statistics

Player	G-S	Min	FGM-A	Pct.	3PM-A	Pct.	FTM-A	Pct.	Rebounds O-D-Tot	Avg.	A	Avg.	PF-D	S	TO	B	TP	Avg.
Steve Francis	77-77	2776	497-1117	.445	107-310	.345	287-365	.786	152-257-409	5.3	507	6.6	231-2	118	306	29	1388	18.0
Cuttino Mobley	81-8	2496	437-1016	.430	104-292	.356	299-353	.847	59-229-288	3.6	208	2.6	171-0	87	186	32	1277	15.8
Charles Barkley	20-18	620	106-222	.477	6-26	.231	71-110	.645	71-138-209	10.5	63	3.2	48-0	14	44	4	289	14.5
Shandon Anderson	82-82	2700	368-778	.473	79-225	.351	194-253	.767	91-293384	4.7	239	2.9	182-0	96	194	32	1009	12.3
Walt Williams	76-66	1859	312-681	.458	102-261	.391	101-123	.821	69-237-306	4.0	157	2.1	190-2	49	113	44	827	10.9
Hakeem Olajuwon	44-28	1049	193-421	.458	0-2	.000	69-112	.616	65-209-274	6.2	61	1.4	88-0	41	73	70	455	10.3
Kelvin Cato	65-32	1581	216-402	.537	0-4	.000	135-208	.649	102-287-389	6.0	26	0.4	175-1	33	71	124	567	8.7
Kenny Thomas	72-29	1797	212-531	.399	32-122	.262	138-209	.660	147-290-437	6.1	113	1.6	167-0	54	112	22	594	8.3
Carlos Rogers	53-15	1101	170-324	.525	1-14	.071	81-137	.591	98-177-275	5.2	42	0.8	77-0	14	63	34	422	8.0
"Moochie" Norris	30-0	502	69-159	.434	12-29	.414	57-73	.781	16-52-68	2.3	94	3.1	32-0	23	30	1	207	6.9
Matt Bullard	56-27	1024	139-340	.409	79-177	.446	25-30	.833	13-125-138	2.5	63	1.1	85-0	19	36	13	382	6.8
Bryce Drew	72-5	1293	158-413	.383	59-163	.362	45-53	.849	23-80-103	1.4	162	2.3	79-0	41	66	1	420	5.8
Tony Massenburg	10-0	109	16-36	.444	0-0	—	14-16	.875	7-20-27	2.7	3	0.3	13-0	2	9	5	46	4.6
Thomas Hamilton	22-7	273	35-79	.443	0-0	—	12-23	.522	31-59-90	4.1	15	0.7	25-0	4	28	14	82	3.7
Anthony Miller	35-14	476	52-97	.536	0-0	—	26-51	.510	49-115-164	4.7	16	0.5	68-1	11	19	10	130	3.7
Bill Curley	4-0	50	6-11	.545	0-0	—	0-0	—	4-4-8	2.0	0	0.0	10-1	2	4	0	12	3.0
Devin Gray	21-2	124	15-37	.405	0-0	—	19-29	.655	11-14-25	1.2	5	0.2	22-0	5	4	3	49	2.3
ROCKETS	82	19830	3001-6664	.450	581-1625	.358	1573-2145	.733	1008-2586-3594	43.8	1774	21.6	1663-7	613	1425	438	8156	99.5
OPPONENTS	82	19830	3226-7074	.456	350-990	.354	1425-1829	.779	1027-2451-3478	42.4	1863	22.7	1833-17	735	1126	433	8227	100.3

Date		Opponent	Score	Record
Nov.	**2**	**Milwaukee**	**L93-98**	**0-1**
	4	at Utah	L82-98	0-2
	5	**San Antonio**	**L85-95**	**0-3**
	8	**Orlando**	**L97-102**	**0-4**
	10	**L.A. Lakers**	**L88-89**	**0-5**
	12	at L.A. Lakers	W97-81	1-5
	13	at Golden State	W103-95	2-5
	15	**Indiana**	**L87-96**	**2-6**
	16	at Dallas	L95-114	2-7
	18	**Sacramento**	**L110-128**	**2-8**
	20	at Seattle	L107-110	2-9
	21	at Sacramento	L105-110	2-10
	23	**Dallas**	**W119-99**	**3-10**
	26	at Portland	L88-91 (OT)	3-11
	29	at Vancouver	W118-110 (OT)	4-11
Dec.	1	at Phoenix	L122-128 (2OT)	4-12
	2	at L.A. Clippers	W109-96	5-12
	4	**Phoenix**	**W105-95**	**6-12**
	6	**Vancouver**	**W102-99**	**7-12**
	8	at Philadelphia	L73-83	7-13
	10	at Boston	L96-100	7-14
	11	at New Jersey	L94-106	7-15
	14	**New York**	**L90-101**	**7-16**
	15	at San Antonio	L77-83	7-17
	18	**Boston**	**W100-94**	**8-17**
	21	**Portland**	**L79-89**	**8-18**
	23	**Washington**	**W105-89**	**9-18**
	26	at Washington	L92-103	9-19
	28	**Toronto**	**L99-100**	**9-20**
	30	**L.A. Clippers**	**W122-100**	**10-20**
Jan.	**4**	**Seattle**	**L96-103**	**10-21**
	6	at Miami	L99-111	10-22
	8	**Utah**	**L87-103**	**10-23**
	11	at Sacramento	L93-110	10-24
	13	at Golden State	W108-100	11-24
	15	at Chicago	W93-90	12-24
	17	at Dallas	W121-111	13-24
	18	**Portland**	**W90-89**	**14-24**
	20	**Denver**	**W122-115**	**15-24**
	23	**Miami**	**W101-88**	**16-24**
	25	**Minnesota**	**L84-92**	**16-25**

Date		Opponent	Score	Record
	27	**Golden State**	**L110-115**	**16-26**
	28	at Denver	L98-104	16-27
	30	**L.A. Lakers**	**W89-83**	**17-27**
Feb.	**1**	**Charlotte**	**W99-83**	**18-27**
	3	**Philadelphia**	**W109-106**	**19-27**
	4	at Minnesota	L85-102	19-28
	6	at Detroit	L105-109	19-29
	8	**Cleveland**	**W91-83**	**20-29**
	9	at Atlanta	L100-116	20-30
	15	**Detroit**	**W107-102**	**21-30**
	18	at San Antonio	L92-116	21-31
	20	**San Antonio**	**L111-113 (OT)**	**21-32**
	22	at Charlotte	L97-102	21-33
	24	**Denver**	**L97-106**	**21-34**
	27	at L.A. Lakers	L85-101	21-35
	28	at L.A. Clippers	W96-77	22-35
Mar.	**2**	**Sacramento**	**W102-99**	**23-35**
	4	**New Jersey**	**W99-92 (OT)**	**24-35**
	7	**Phoenix**	**L101-108**	**24-36**
	9	at Utah	L82-101	24-37
	11	**Minnesota**	**L86-100**	**24-38**
	14	at New York	L85-91	24-39
	16	at Milwaukee	L96-106	24-40
	17	at Indiana	L102-111	24-41
	19	at Toronto	L98-100	24-42
	20	at Cleveland	L85-98	24-43
	23	**L.A. Clippers**	**W110- 95**	**25-43**
	24	at Orlando	L96-112	25-44
	26	**Chicago**	**W123-78**	**26-44**
	28	**Golden State**	**W121-86**	**27-44**
	30	at Minnesota	L90-122	27-45
Apr.	**1**	**Atlanta**	**W115-93**	**28-45**
	4	at Vancouver	L100-102	28-46
	5	at Portland	W118-105	29-46
	7	at Seattle	W119-116	30-46
	9	**Utah**	**W99-90**	**31-46**
	11	at Denver	W103-93	32-46
	13	**Dallas**	**W111-102**	**33-46**
	16	**Seattle**	**L112-121**	**33-47**
	18	at Phoenix	W107-98	34-47
	19	**Vancouver**	**L92-96**	**34-48**

2000-2001 Houston Rockets

(45-37, 5th Midwest)

Final Statistics

Player	G-S	Min	FGM-A	Pct.	3PM-A	Pct.	FTM-A	Pct.	Rebounds O-D-Tot	Avg.	A	Avg.	PF-D	S	TO	B	TP	Avg.
Steve Francis	80-79	3194	550-1219	.451	133-336	.396	358-438	.817	190-363-553	6.9	517	6.5	274-7	141	265	31	1591	19.9
Cuttino Mobley	79-49	3002	527-1214	.434	90-252	.357	394-474	.831	83-314-397	5.0	195	2.5	169-1	84	165	26	1538	19.5
Maurice Taylor	69-69	1972	390-797	.489	0-4	.000	119-162	.735	109-269-378	5.5	104	1.5	208-3	28	125	38	899	13.0
Hakeem Olajuwon	58-55	1545	283-568	.498	0-1	.000	123-198	.621	124-307-431	7.4	72	1.2	141-0	70	81	88	689	11.9
Shandon Anderson	82-82	2396	263-590	.446	46-170	.271	138-188	.734	72-261-333	4.1	189	2.3	202-0	82	131	40	710	8.7
Walt Williams	72-31	1583	202-513	.394	98-248	.395	97-126	.770	31-214-245	3.4	97	1.3	153-2	30	73	28	599	8.3
Kenny Thomas	74-21	1820	206-465	.443	25-92	.272	91-126	.722	122-295-417	5.6	77	1.0	178-4	40	116	43	528	7.1
"Moochie" Norris	82-6	1654	184-413	.446	25-89	.281	151-194	.778	44-154-198	2.4	283	3.5	84-0	69	107	2	544	6.6
Matt Bullard	61-5	1000	129-305	.423	86-213	.404	10-14	.714	22-108-130	2.1	42	0.7	76-0	10	12	9	354	5.8
Kelvin Cato	35-13	624	64-111	.577	0-0	—	37-57	.649	47-94-141	4.0	11	0.3	89-1	13	25	31	165	4.7
Carlos Rogers	39-0	544	75-110	.682	0-1	.000	29-52	.558	48-91-139	3.6	9	0.2	33-0	10	17	18	179	4.6
Jason Collier	23-0	222	27-71	.380	0-1	.000	17-24	.708	12-25-37	1.6	6	0.3	27-1	2	11	3	71	3.1
Dan Langhi	33-0	241	37-99	.374	0-1	.000	16-29	.552	13-28-41	1.2	4	0.1	16-0	7	8	1	90	2.7
Sean Colson (TOT)	13-0	44	6-24	.250	1-5	.200	2-4	.500	2-4-6	0.5	10	0.8	6-0	1	2	0	15	1.2
Sean Colson (HOU)	10-0	30	6-19	.316	1-4	.250	2-4	.500	2-1-3	0.3	7	0.7	6-0	1	0	0	15	1.5
Anthony Miller	1-0	3	0-0	—	0-0	—	0-0	—	0-0-0	0.0	0	0.0	1-0	0	0	0	0	0.0
ROCKETS	82	19830	2943-6494	.453	504-1412	.357	1582-2086	.758	919-2524-3443	42.0	1613	19.7	1657-19	587	1204	358	7972	97.2
OPPONENTS	82	19830	3020-6733	.449	359-1015	.354	1385-1862	.744	988-2420-3408	41.6	1735	21.2	1771-17	605	1092	400	7784	94.9

Date		Opponent	Score	Record
Oct.	**31**	**Minnesota**	**L98-106**	**0-1**
Nov.	**2**	**Milwaukee**	**W115-93**	**1-1**
	4	at L.A. Clippers	L74-77	1-2
	5	at Phoenix	L99-104	1-3
	7	**L.A. Lakers**	**W84-74**	**2-3**
	9	**Vancouver**	**W85-78**	**3-3**
	11	at Portland	L88-111	3-4
	12	at L.A. Lakers	L99-105	3-5
	14	**Chicago**	**W110-83**	**4-5**
	16	**Charlotte**	**W84-80**	**5-5**
	18	**Phoenix**	**W94-89**	**6-5**
	21	at Indiana	W101-89	7-5
	22	at Boston	L81-96	7-6
	25	at Miami	W91-80	8-6
	28	**Sacramento**	**L81-88**	**8-7**
	30	at Denver	W109-105 (OT)	9-7
Dec.	**2**	**Portland**	**L85-96**	**9-8**
	5	**Dallas**	**W109-102**	**10-8**
	8	at Sacramento	L98-111	10-9
	9	at Seattle	W111-104	11-9
	11	at Vancouver	W82-75	12-9
	14	at Golden State	W98-95	13-9
	16	**Denver**	**L100-102**	**13-10**
	19	**San Antonio**	**L79-86**	**13-11**
	21	**L.A. Lakers**	**L94-99**	**13-12**
	23	**Golden State**	**L87-95**	**13-13**
	26	at San Antonio	L95-103	13-14
	27	**Seattle**	**L92-107**	**13-15**
	30	at Dallas	W114-99	14-15
Jan.	1	at Minnesota	L96-106	14-16
	2	at Cleveland	W100-95	15-16
	4	**Detroit**	**W107-97**	**16-16**
	6	**Utah**	**L97-99**	**16-17**
	9	at Toronto	W110-91	17-17
	11	at New York	W76-75	18-17
	13	**Sacramento**	**L81-84**	**18-18**
	15	at Utah	L104-116 (OT)	18-19
	16	**Toronto**	**W114-99**	**19-19**
	18	at Golden State	W112-104	20-19
	19	at L.A. Lakers	L101-114	20-20
	23	at Denver	L100-105	20-21

Date		Opponent	Score	Record
	24	**Philadelphia**	**L84-85 (OT)**	**20-22**
	26	**Vancouver**	**W106-89**	**21-22**
	27	at Charlotte	W110-97	22-22
	30	**Miami**	**L85-103**	**22-23**
Feb.	**1**	**L.A. Clippers**	**L84-101**	**22-24**
	3	at San Antonio	L88-90	22-25
	5	**New York**	**W100-86**	**23-25**
	7	at Philadelphia	W112-87	24-25
	8	at Detroit	W103-90	25-25
	13	**Washington**	**W99-89**	**26-25**
	16	at Orlando	L93-108	26-26
	17	**Cleveland**	**W92-80**	**27-26**
	20	**Boston**	**W101-84**	**28-26**
	21	at Minnesota	W89-83	29-26
	23	**Orlando**	**W105-95**	**30-26**
	26	**Portland**	**L89-95**	**30-27**
	28	at Chicago	W95-78	31-27
Mar.	1	at Milwaukee	W108-91	32-27
	3	at Dallas	L95-100	32-28
	7	at Atlanta	W104-98	33-28
	8	**L.A. Clippers**	**W99-87**	**34-28**
	10	**Golden State**	**W86-81**	**35-28**
	11	at Phoenix	L92-94	35-29
	13	**Indiana**	**W127-118 (3OT)**	**36-29**
	15	**New Jersey**	**W108-106**	**37-29**
	17	**San Antonio**	**W103-99**	**38-29**
	20	at Sacramento	L109-125	38-30
	22	at L.A. Clippers	L92-97	38-31
	24	at Seattle	L90-93	38-32
	27	**Utah**	**W109-86**	**39-32**
	29	**Phoenix**	**L85-90**	**39-33**
	31	at Washington	W96-86	40-33
Apr.	1	at New Jersey	L98-101	40-34
	3	**Dallas**	**L97-109**	**40-35**
	5	**Seattle**	**W91-88**	**41-35**
	7	**Atlanta**	**W110-97**	**42-35**
	9	at Utah	L81-96	42-36
	10	**Denver**	**L99-100**	**42-37**
	13	at Portland	W109-103	43-37
	14	at Vancouver	W100-95	44-37
	17	**Minnesota**	**W114-87**	**45-37**

2001-2002 Houston Rockets

(28-54, 5th Midwest)

Final Statistics

Player	G-S	Min	FGM-A	Pct.	3PM-A	Pct.	FTM-A	Pct.	Rebounds O-D-Tot	Avg.	A	Avg.	PF-D	S	TO	B	TP	Avg.
Cuttino Mobley	74-74	3116	595-1358	.438	149-377	.395	267-314	.850	63-237-300	4.1	187	2.5	189-3	109	180	37	1606	21.7
Steve Francis	57-56	2343	420-1007	.417	68-210	.324	326-422	.773	102-299-401	7.0	362	6.4	172-2	71	221	25	1234	21.6
Kenny Thomas	72-71	2484	396-829	.478	0-16	.000	223-336	.664	158-358-516	7.2	137	1.9	195-5	85	143	66	1015	14.1
Walt Williams	48-25	1117	166-396	.419	78-183	.426	40-51	.784	37-125-162	3.4	69	1.4	106-0	18	53	10	450	9.4
Eddie Griffin	73-24	1896	244-666	.366	90-273	.330	64-86	.744	117-299-416	5.7	53	0.7	117-1	17	47	134	642	8.8
Glen Rice	20-20	606	65-167	.389	18-64	.281	24-30	.800	5-42-47	2.4	31	1.6	34-0	12	24	3	172	8.6
"Moochie" Norris	82-26	2249	251-631	.398	36-134	.269	127-169	.751	73-173-246	3.0	403	4.9	130-0	81	156	4	665	8.1
Kelvin Cato	75-73	1917	190-326	.583	0-1	.000	113-194	.582	176-349-525	7.0	29	0.4	208-5	40	53	95	493	6.6
Kevin Willis	52-5	865	125-284	.440	0-1	.000	65-87	.747	105-194-299	5.8	14	0.3	98-0	25	41	23	315	6.1
Oscar Torres	65-13	1075	135-341	.396	37-126	.294	82-105	.781	47-75-122	1.9	40	0.6	64-0	25	49	9	389	6.0
Jason Collier	25-2	365	41-95	.432	0-1	.000	24-32	.750	31-51-82	3.3	9	0.4	40-0	6	13	4	106	4.2
Terence Morris	68-12	1110	111-289	.384	15-78	.192	18-28	.643	77-134-211	3.1	64	0.9	72-1	21	45	27	255	3.8
Dan Langhi	34-8	434	49-125	.392	1-4	.250	8-11	.727	22-45-67	2.0	14	0.4	25-0	8	9	5	107	3.1
Tierre Brown	40-1	403	49-115	.426	4-12	.333	21-28	.750	12-30-42	1.1	70	1.8	26-0	19	40	3	123	3.1
ROCKETS	82	19980	2837-6629	.428	496-1480	.335	1402-1893	.741	1025-2411-3436	41.9	1482	18.1	1476-17	537	1156	445	7572	92.3
OPPONENTS	82	19980	3191-6875	.464	370-1028	.360	1221-1623	.752	1045-2507-3552	43.3	1838	22.4	1647-7	576	988	415	7973	97.2

Date		Opponent	Score	Record
Oct.	**30**	**Atlanta**	**W89-84 (OT)**	**1-0**
Nov.	**1**	**L.A. Clippers**	**W98-92 (OT)**	**2-0**
	3	**Minnesota**	**L88-90**	**2-1**
	4	at Phoenix	W103-100	3-1
	6	**Denver**	**W99-93**	**4-1**
	8	**Philadelphia**	**W77-72**	**5-1**
	9	at Denver	L81-108	5-2
	13	at San Antonio	L86-90	5-3
	15	**L.A. Lakers**	**L97-98 (OT)**	**5-4**
	17	**Dallas**	**W124-87**	**6-4**
	19	at Sacramento	L77-113	6-5
	20	at Portland	W94-87	7-5
	23	at Seattle	L81-99	7-6
	25	at L.A. Clippers	L83-90	7-7
	27	**Sacramento**	**L84-89**	**7-8**
	30	at Memphis	L85-102	7-9
Dec.	**1**	**San Antonio**	**L75-85**	**7-10**
	3	at New York	L86-89	7-11
	4	at Chicago	L75-103	7-12
	6	**Washington**	**L82-85**	**7-13**
	8	at Minnesota	L97-107	7-14
	9	at Detroit	L77-105	7-15
	11	**Cleveland**	**L102-107**	**7-16**
	13	at Indiana	L106-108 (OT)	7-17
	15	**Miami**	**L73-76**	**7-18**
	18	**Portland**	**L92-101**	**7-19**
	20	**L.A. Lakers**	**L101-107**	**7-20**
	22	**Milwaukee**	**W115-110**	**8-20**
	26	**Phoenix**	**L91-97**	**8-21**
	28	at Golden State	W100-93	9-21
	30	at L.A. Lakers	L90-114	9-22
Jan.	**3**	**Detroit**	**W99-97**	**10-22**
	5	**Indiana**	**L79-81**	**10-23**
	8	**New York**	**W88-86**	**11-23**
	10	at Utah	L79-83	11-24
	12	**Denver**	**W98-86**	**12-24**
	15	at Philadelphia	L106-112 (OT)	12-25
	16	at Toronto	L103-109	12-26
	18	at Boston	W104-101	13-26
	19	at New Jersey	L90-99	13-27
	21	at Atlanta	L91-95	13-28

Date		Opponent	Score	Record
	22	**Dallas**	**L107-113**	**13-29**
	24	**New Jersey**	**L98-103**	**13-30**
	26	at Charlotte	W111-104 (OT)	14-30
	29	**Golden State**	**W100-96 (OT)**	**15-30**
	31	at Dallas	L91-95	15-31
Feb.	**1**	**Charlotte**	**L72-73**	**15-32**
	4	**Utah**	**W104-97**	**16-32**
	6	at Cleveland	L109-111	16-33
	12	**Memphis**	**W85-78**	**17-33**
	16	**Orlando**	**L100-109**	**17-34**
	18	at Washington	W102-89	18-34
	20	at Milwaukee	L76-115	18-35
	21	**Minnesota**	**W89-83**	**19-35**
	23	**Boston**	**W99-89**	**20-35**
	26	**L.A. Clippers**	**L84-94**	**20-36**
Mar.	2	at Phoenix	W104-97	21-36
	3	at L.A. Lakers	L79-95	21-37
	5	**Toronto**	**W112-109**	**22-37**
	7	at San Antonio	L97-99	22-38
	8	**Golden State**	**L95-108**	**22-39**
	10	**Utah**	**W95-92**	**23-39**
	12	**Seattle**	**W101-98**	**24-39**
	13	at Minnesota	W96-95	25-39
	16	**Chicago**	**L112-114 (2OT)**	**25-40**
	18	at L.A. Clippers	L86-93	25-41
	19	at Sacramento	L87-110	25-42
	22	at Seattle	L82-112	25-43
	24	at Golden State	W116-104	26-43
	26	at Utah	L105-109	26-44
	28	**Sacramento**	**L74-101**	**26-45**
	30	**Phoenix**	**L88-90**	**26-46**
Apr.	**2**	**Seattle**	**W100-98**	**27-46**
	4	**San Antonio**	**L78-102**	**27-47**
	5	at Memphis	L81-99	27-48
	8	at Orlando	L74-83	27-49
	9	at Miami	L117-120 (OT)	27-50
	11	at Dallas	W98-95 (OT)	28-50
	12	**Portland**	**L79-80**	**28-51**
	14	**Memphis**	**L95-98**	**28-52**
	16	at Denver	L70-101	28-53
	17	at Portland	L79-92	28-54

2002-2003 Houston Rockets

(43-39, 5th Midwest)

Final Statistics

Player	G-S	Min	FGM-A	Pct.	3PM-A	Pct.	FTM-A	Pct.	Rebounds O-D-Tot	Avg.	A	Avg.	PF-D	S	TO	B	TP	Avg.
Steve Francis	81-81	3318	571-1312	.435	85-240	.354	476-595	.800	159-340-499	6.2	502	6.2	251-2	141	299	41	1703	21.0
Cuttino Mobley	73-73	3044	463-1067	.434	112-318	.352	242-282	.858	70-233-303	4.2	208	2.8	185-0	95	166	36	1280	17.5
Yao Ming	82-72	2382	401-805	.498	1-2	.500	301-371	.811	196-479-675	8.2	137	1.7	230-1	31	173	147	1104	13.5
James Posey (TOT)	83-71	2518	309-752	.411	70-229	.306	205-246	.833	90-336-426	5.1	184	2.2	197-1	106	144	15	893	10.8
James Posey (HOU)	58-47	1646	188-428	.439	46-141	.326	119-144	.826	52-229-281	4.8	106	1.8	134-0	77	78	9	541	9.3
Kenny Thomas	20-14	586	82-190	.432	0-0	—	33-45	.733	45-92-137	6.9	39	2.0	49-0	16	40	6	197	9.9
Glen Rice	62-26	1532	196-457	.429	101-254	.398	63-83	.759	28-126-154	2.5	65	1.0	99-0	23	55	5	556	9.0
Eddie Griffin	77-66	1890	271-678	.400	64-192	.333	58-94	.617	138-323-461	6.0	86	1.1	136-1	52	76	111	664	8.6
Maurice Taylor	67-9	1377	231-535	.432	0-2	.000	100-138	.725	95-143-238	3.6	66	1.0	151-0	22	100	22	562	8.4
Kelvin Cato	73-5	1247	133-256	.520	0-4	.000	66-124	.532	132-296-428	5.9	20	0.3	176-0	38	56	85	332	4.5
"Moochie" Norris	82-3	1375	134-330	.406	11-45	.244	78-114	.684	37-122-159	1.9	196	2.4	72-0	55	86	4	357	4.4
Terence Morris	49-0	632	82-176	.466	7-32	.219	11-14	.786	40-88-128	2.6	25	0.5	35-0	8	29	17	182	3.7
Jason Collier	13-3	104	17-36	.472	0-0	—	2-2	1.000	12-17-29	2.2	1	0.1	10-0	2	2	1	36	2.8
Juaquin Hawkins	58-10	685	57-148	.385	10-24	.417	10-20	.500	16-62-78	1.3	47	0.8	57-0	29	29	6	134	2.3
Bostjan Nachbar	14-1	77	11-31	.355	2-10	.200	5-10	.500	3-8-11	0.8	3	0.2	13-0	2	6	2	29	2.1
Tito Maddox	9-0	35	3-12	.250	0-3	.000	5-8	.625	1-6-7	0.8	5	0.2	4-0	3	3	1	11	1.2
ROCKETS	82	19930	2840-6461	.440	439-1267	.346	1569-2044	.768	1024-2564-3588	43.8	1506	18.4	1602-4	594	1276	493	7688	93.8
OPPONENTS	82	19930	2891-6681	.433	386-1113	.347	1399-1805	.775	979-2353-3332	40.6	1683	20.5	1794-14	663	1082	381	7567	92.3

Date		Opponent	Score	Record
Oct.	30	at Indiana	L82-91	0-1
Nov.	1	at Denver	W83-74	1-1
	2	**Toronto**	**W88-76**	**2-1**
	5	**Seattle**	**L97-104**	**2-2**
	9	**Golden State**	**W111-104**	**3-2**
	12	**Portland**	**W86-83**	**4-2**
	15	at Phoenix	L87-88	4-3
	17	at L.A. Lakers	W93-89	5-3
	19	**Cleveland**	**W97-80**	**6-3**
	21	at Dallas	L90-103	6-4
	22	**Washington**	**W93-86**	**7-4**
	24	at L.A. Clippers	L89-90	7-5
	26	at Portland	L71-77	7-6
	27	at Golden State	W91-84	8-6
	29	at Seattle	W83-72	9-6
Dec.	1	at Sacramento	L84-103	9-7
	3	**San Antonio**	**W89-75**	**10-7**
	6	at New Orleans	L96-98 (OT)	10-8
	7	**Philadelphia**	**W97-72**	**11-8**
	10	**Sacramento**	**W103-96**	**12-8**
	13	at Memphis	L109-114 (OT)	12-9
	14	**L.A. Clippers**	**L83-94**	**12-10**
	16	at Miami	W105-100 (OT)	13-10
	18	**Indiana**	**W95-83**	**14-10**
	20	**Atlanta**	**W101-82**	**15-10**
	21	at Minnesota	L86-98	15-11
	23	**Utah**	**L91-96**	**15-12**
	27	**New York**	**L83-99**	**15-13**
	29	**New Orleans**	**W97-85**	**16-13**
	31	**Milwaukee**	**W103-80**	**17-13**
Jan.	**4**	**Golden State**	**L84-86**	**17-14**
	7	**Minnesota**	**W94-86**	**18-14**
	8	at Orlando	W91-81	19-14
	10	at Atlanta	L75-84	19-15
	11	**Denver**	**W87-85**	**20-15**
	13	**Boston**	**W101-92**	**21-15**
	15	**Phoenix**	**W102-96**	**22-15**
	17	**L.A. Lakers**	**W108-104 (OT)**	**23-15**
	20	at San Antonio	L82-87	23-16
	21	at Dallas	L86-107	23-17
	24	**Detroit**	**L74-98**	**23-18**

Date		Opponent	Score	Record
	26	at Chicago	L98-100	23-19
	27	at Memphis	W100-95	24-19
	29	**Dallas**	**L81-104**	**24-20**
	31	**Minnesota**	**W121-101**	**25-20**
Feb.	**2**	**Sacramento**	**W105-89**	**26-20**
	4	at Minnesota	L89-103	26-21
	5	at Cleveland	L102-105	26-22
	11	**Utah**	**L101-103 (OT)**	**26-23**
	12	at Utah	W106-76	27-23
	14	**Miami**	**L82-94**	**27-24**
	18	at L.A. Lakers	L99-106 (2OT)	27-25
	19	at Phoenix	W107-89	28-25
	21	**Dallas**	**L85-100**	**28-26**
	22	**Memphis**	**W93-82**	**29-26**
	24	at Boston	W101-95 (OT)	30-26
	25	at New York	L95-102	30-27
	27	at Washington	L98-100 (OT)	30-28
Mar.	**2**	**San Antonio**	**L88-97**	**30-29**
	4	at Detroit	L83-96	30-30
	5	at Toronto	W97-95	31-30
	8	**New Jersey**	**W83-71**	**32-30**
	12	**L.A. Clippers**	**W118-114 (OT)**	**33-30**
	14	**Chicago**	**W121-91**	**34-30**
	16	**Phoenix**	**W85-75**	**35-30**
	18	at Seattle	L94-100	35-31
	19	at Portland	L83-94	35-32
	21	at Golden State	W117-107	36-32
	23	at Sacramento	L108-109	36-33
	24	at L.A. Clippers	W108-90	37-33
	26	**L.A. Lakers**	**L93-96**	**37-34**
	27	at San Antonio	L85-98	37-35
	29	**Denver**	**W102-89**	**38-35**
	31	at New Jersey	L86-110	38-36
Apr.	2	at Milwaukee	L99-106	38-37
	4	at Philadelphia	W88-79	39-37
	6	**Orlando**	**W114-93**	**40-37**
	8	**Portland**	**L66-81**	**40-38**
	9	at Utah	L73-94	40-39
	12	**Seattle**	**W101-86**	**41-39**
	15	**Memphis**	**W97-86**	**42-39**
	16	at Denver	W89-84	43-39

2003-2004 Houston Rockets

(45-37, 5th Midwest)

Final Statistics

Player	G-S	Min	FGM-A	Pct.	3PM-A	Pct.	FTM-A	Pct.	Rebounds O-D-Tot	Avg.	A	Avg.	PF-D	S	TO	B	TP	Avg.
Yao Ming	82-82	2692	535-1025	.522	0-2	.000	361-446	.809	197-538-735	9.0	122	1.5	273-4	22	204	156	1431	17.5
Steve Francis	79-79	3194	450-1117	.403	73-250	.292	337-435	.775	116-317-433	5.5	493	6.2	257-3	139	294	35	1310	16.6
Cuttino Mobley	80-80	3229	460-1081	.426	164-420	.390	176-217	.811	40-322-362	4.5	258	3.2	179-0	107	180	33	1260	15.8
Jim Jackson	80-80	3119	382-900	.424	162-405	.400	107-127	.843	52-435-487	6.1	226	2.8	227-1	86	175	23	1033	12.9
Maurice Taylor	75-10	2081	367-765	.480	0-2	.000	128-174	.736	131-253-384	5.1	107	1.4	253-5	43	149	47	862	11.5
Kelvin Cato	69-67	1743	161-360	.447	0-0	—	96-142	.676	153-319-472	6.8	72	1.0	203-0	52	84	96	418	6.1
C. Weatherspoon (TOT)	52-1	868	104-211	.493	0-1	.000	53-72	.736	74-130-204	3.9	30	0.6	75-0	30	35	15	261	5.0
C. Weatherspoon (HOU)	37-0	652	86-171	.503	0-1	.000	35-53	.660	60-94-154	4.2	17	0.5	56-0	22	26	13	207	5.6
Eric Piatkowski	49-0	703	72-191	.377	43-122	.352	14-16	.875	10-63-73	1.5	26	0.5	42-0	16	29	5	201	4.1
Scott Padgett	58-5	547	74-167	.443	28-65	.431	24-32	.750	46-93-139	2.4	23	0.4	73-0	12	22	13	200	3.4
Torraye Braggs	11-0	132	13-28	.464	0-0	—	8-12	.667	15-19-34	3.1	6	0.5	21-0	4	12	2	34	3.1
Bostjan Nachbar	45-3	516	47-132	.356	23-63	.365	21-29	.724	8-62-70	1.6	30	0.7	72-1	14	23	14	138	3.1
"Moochie" Norris	30-0	401	27-87	.310	8-23	.348	18-24	.750	2-28-30	1.0	48	1.6	16-0	16	30	2	80	2.7
Mark Jackson	42-3	577	34-100	.340	7-41	.171	28-39	.718	10-60-70	1.7	119	2.8	41-0	17	53	1	103	2.5
Mike Wilks	26-0	145	17-36	.472	6-10	.600	10-12	.833	3-13-16	0.6	17	0.7	15-0	3	7	0	50	1.9
Alton Ford	9-0	41	6-11	.545	0-0	—	3-6	.500	3-8-11	1.2	3	0.3	9-0	0	3	1	15	1.7
Charles Oakley	7-0	25	2-6	.333	0-0	—	5-6	.833	0-5-5	0.7	2	0.3	8-0	0	1	0	9	1.3
Adrian Griffin	19-1	133	5-18	.278	1-2	.500	0-4	.000	1-18-19	1.0	10	0.5	17-0	7	3	2	11	0.6
ROCKETS	82	19930	2738-6195	.442	515-1406	.366	1371-1774	.773	847-2647-3494	42.6	1579	19.3	1762-14	560	1373	443	7362	89.8
OPPONENTS	82	19930	2636-6405	.412	457-1227	.372	1491-2024	.737	907-2351-3258	39.7	1689	20.6	1695-16	710	1103	359	7220	88.0

Date		Opponent	Score	Record
Oct.	**30**	**Denver**	**W102-85**	**1-0**
Nov.	**1**	**Memphis**	**L71-79**	**1-1**
	3	at Chicago	W98-66	2-1
	4	at New Jersey	W86-75	3-1
	8	**Orlando**	**W96-86**	**4-1**
	11	**Miami**	**W90-70**	**5-1**
	13	at Dallas	L86-97	5-2
	14	**Phoenix**	**W90-85**	**6-2**
	16	at Toronto	L97-101 (2OT)	6-3
	17	at Philadelphia	W74-66	7-3
	19	**Golden State**	**W85-83**	**8-3**
	21	at Portland	L78-85	8-4
	24	at L.A. Clippers	W105-90	9-4
	26	at Utah	L76-83	9-5
	28	at Sacramento	L74-103	9-6
	29	at Seattle	L88-95	9-7
Dec.	**3**	**Utah**	**W107-101 (OT)**	**10-7**
	5	at New Orleans	W83-74	11-7
	6	**Detroit**	**W86-80**	**12-7**
	9	**Portland**	**W93-91**	**13-7**
	11	**San Antonio**	**L67-71**	**13-8**
	13	at San Antonio	L73-86	13-9
	16	at Minnesota	L75-92	13-10
	17	at Cleveland	W89-85	14-10
	19	**L.A. Clippers**	**W99-85**	**15-10**
	20	at Phoenix	L87-102	15-11
	23	**Indiana**	**L71-79**	**15-12**
	25	at L.A. Lakers	W99-87	16-12
	26	at Denver	L94-95	16-13
	29	**Seattle**	**L86-87**	**16-14**
	31	**Philadelphia**	**W80-72**	**17-14**
Jan.	**3**	**Utah**	**W84-63**	**18-14**
	5	**Golden State**	**W83-65**	**19-14**
	7	at Detroit	L66-85	19-15
	8	at New York	W111-79	20-15
	11	**Boston**	**L93-97**	**20-16**
	13	at Washington	W93-80	21-16
	14	at Boston	W95-80	22-16
	17	**Minnesota**	**W95-76**	**23-16**
	19	at Memphis	L83-88	23-17
	21	**New York**	**W86-71**	**24-17**

Date		Opponent	Score	Record
	23	at Indiana	W78-74	25-17
	25	at Orlando	W99-87	26-17
	26	at Miami	L81-95	26-18
	28	**Sacramento**	**L94-99**	**26-19**
	31	**New Jersey**	**L77-88**	**26-20**
Feb.	2	at Phoenix	L79-99	26-21
	4	**Milwaukee**	**W103-89**	**27-21**
	6	**Chicago**	**W82-80**	**28-21**
	7	at Atlanta	W86-77	29-21
	9	**San Antonio**	**L82-85**	**29-22**
	11	**L.A. Lakers**	**W102-87**	**30-22**
	17	**Washington**	**W107-81**	**31-22**
	21	at Dallas	L88-97	31-23
	22	**Atlanta**	**W123-121 (3OT)**	**32-23**
	24	at San Antonio	L77-86	32-24
	25	**Cleveland**	**W90-84**	**33-24**
	27	**Portland**	**W89-85**	**34-24**
	29	**Seattle**	**L80-97**	**34-25**
Mar.	**3**	**L.A. Lakers**	**L93-96**	**34-26**
	5	at Minnesota	W112-109	35-26
	7	**Dallas**	**W101-98**	**36-26**
	9	**L.A. Clippers**	**W90-85**	**37-26**
	11	**New Orleans**	**W97-86**	**38-26**
	13	**Memphis**	**W88-80**	**39-26**
	15	**Phoenix**	**L97-99 (OT)**	**39-27**
	19	at Golden State	L84-90	39-28
	21	at Sacramento	L95-100	39-29
	22	at Portland	W93-85 (OT)	40-29
	24	**Toronto**	**W90-89 (OT)**	**41-29**
	26	at Memphis	L86-109	41-30
	28	at Milwaukee	W111-107 (OT)	42-30
	29	**Minnesota**	**L88-94**	**42-31**
Apr.	1	at L.A. Lakers	L85-93	42-32
	2	at Denver	L100-110	42-33
	4	**Sacramento**	**L94-99**	**42-34**
	6	at Golden State	L90-97	42-35
	7	at L.A. Clippers	W102-79	43-35
	9	**Denver**	**W106-103**	**44-35**
	10	at Utah	L69-82	44-36
	12	at Seattle	W111-107	45-36
	14	**Dallas**	**L89-92**	**45-37**

2004-2005 Houston Rockets

(51-31, 3rd Southwest)

Final Statistics

Player	G-S	Min	FGM-A	Pct.	3PM-A	Pct.	FTM-A	Pct.	Rebounds O-D-Tot	Avg.	A	Avg.	PF-D	S	TO	B	TP	Avg.
Tracy McGrady	78-78	3182	715-1660	.431	142-435	.326	431-557	.774	71-413-484	6.2	448	5.7	167-0	135	201	52	2003	25.7
Yao Ming	80-80	2447	538-975	.552	0-0	—	389-497	.783	208-461-669	8.4	61	0.8	298-8	34	196	160	1465	18.3
Jim Jackson	24-24	990	118-283	.417	54-147	.367	30-33	.909	10-105-115	4.8	86	3.6	67-1	23	56	1	320	13.3
David Wesley (TOT)	80-79	2774	334-840	.398	118-315	.375	162-189	.857	38-190-228	2.9	265	3.3	215-2	96	113	9	948	11.9
David Wesley (HOU)	54-53	1840	201-498	.404	90-235	.383	95-113	.841	26-117-143	2.6	156	2.9	150-2	61	59	8	587	10.9
Mike James (TOT)	74-5	1859	331-751	.441	100-259	.386	109-145	.752	35-173-208	2.8	263	3.6	174-2	65	106	6	871	11.8
Mike James (HOU)	27-5	692	126-291	.433	42-107	.393	42-55	.764	12-74-86	3.2	78	2.9	60-0	25	26	2	336	12.4
Bob Sura	61-59	1922	215-504	.427	55-155	.355	141-188	.750	79-258-337	5.5	317	5.2	168-2	65	147	7	626	10.3
Juwan Howard	61-47	1624	244-541	.451	0-1	.000	97-115	.843	126-220-346	5.7	94	1.5	143-0	32	79	5	585	9.6
Maurice Taylor	38-16	905	127-292	.435	3-8	.375	39-60	.650	41-123-164	4.3	53	1.4	123-3	16	63	12	296	7.8
Jon Barry (TOT)	69-2	1505	161-368	.438	71-165	.430	62-71	.873	26-133-159	2.3	167	2.4	95-0	60	67	9	455	6.6
Jon Barry (HOU)	53-2	1230	130-291	.447	60-133	.451	52-58	.897	22-116-138	2.6	139	2.6	67-0	46	53	7	372	7.0
Tyronn Lue	21-3	479	48-122	.393	15-45	.333	14-18	.778	0-40-40	1.9	58	2.8	48-0	8	24	0	125	6.0
Charlie Ward	14-13	360	24-77	.312	16-51	.314	11-13	.846	6-33-39	2.8	43	3.1	22-0	15	18	0	75	5.4
Scott Padgett	66-0	942	98-233	.421	50-126	.397	29-40	.725	47-138-185	2.8	55	0.8	119-0	33	30	10	275	4.2
Dikembe Mutombo	80-2	1212	108-217	.498	0-0	—	106-143	.741	150-276-426	5.3	10	0.1	135-1	16	51	101	322	4.0
Clarence Weatherspoon	40-18	525	47-114	.412	0-0	—	29-35	.829	35-87-122	3.1	17	0.4	74-1	9	15	6	123	3.1
Bostjan Nachbar	16-2	204	15-43	.349	10-21	.476	9-12	.750	4-26-30	1.9	9	0.6	30-0	1	5	0	49	3.1
Reece Gaines	10-0	108	10-27	.370	3-12	.250	3-4	.750	0-11-11	1.1	3	0.3	12-0	3	4	0	26	2.6
"Moochie" Norris (TOT)	38-0	360	35-109	.321	0-12	.000	20-24	.833	10-36-46	1.2	39	1.0	44-0	18	27	2	90	2.4
"Moochie" Norris (HOU)	6-0	39	3-16	.188	0-0	—	2-2	1.000	1-3-4	0.7	5	0.8	2-0	1	2	0	8	1.3
Andre Barrett	27-0	314	20-69	.290	9-37	.243	7-10	.700	5-14-19	0.7	42	1.6	35-0	14	16	0	56	2.1
Rod Strickland	16-2	196	9-43	.209	1-2	.500	9-10	.900	3-24-27	1.7	39	2.4	15-0	3	16	2	28	1.8
Ryan Bowen	66-6	604	47-111	.423	3-6	.500	14-21	.667	21-55-76	1.2	18	0.3	61-0	23	7	5	111	1.7
Vin Baker (TOT)	27-0	204	13-42	.310	0-1	.000	9-17	.529	17-22-39	1.4	10	0.4	38-0	2	17	4	35	1.3
Vin Baker (HOU)	3-0	13	0-4	.000	0-0	—	2-2	1.000	0-2-2	0.7	1	0.3	7-0	0	2	0	2	0.7
Torraye Braggs	7-0	24	3-7	.429	0-0	—	0-0	—	7-5-12	1.7	0	0.0	4-0	0	2	0	6	0.9
Brandin Knight	1-0	3	0-1	.000	0-0	—	0-0	—	0-0-0	0.0	1	1.0	0-0	0	0	0	0	0.0
ROCKETS	82	19855	2846-6419	.443	553-1521	.364	1551-1986	.781	874-2601-3475	42.4	1733	21.1	1807-18	563	1135	378	7796	95.1
OPPONENTS	82	19855	2720-6423	.423	454-1343	.338	1571-2116	.742	892-2444-3336	40.7	1696	20.7	1773-16	607	1087	335	7465	91.0

Date		Opponent	Score	Record
Nov.	2	at Detroit	L79-87	0-1
	3	at Toronto	L88-95	0-2
	5	at Memphis	W89-81	1-2
	6	**Sacramento**	**W104-101 (OT)**	**2-2**
	9	**Memphis**	**W90-87**	**3-2**
	11	**Minnesota**	**L91-96**	**3-3**
	13	**L.A. Lakers**	**L79-84**	**3-4**
	15	at New Jersey	W80-69	4-4
	16	at Atlanta	L84-88	4-5
	18	**New York**	**L92-93**	**4-6**
	20	at L.A. Clippers	W91-86 (OT)	5-6
	21	at Portland	W97-93	6-6
	23	at Sacramento	L96-102	6-7
	26	at Utah	L80-90	6-8
	27	**Denver**	**L76-82**	**6-9**
	30	**Detroit**	**L72-93**	**6-10**
Dec.	2	at Dallas	L106-113 (OT)	6-11
	4	**Philadelphia**	**W77-76**	**7-11**
	7	**New Orleans**	**W89-81**	**8-11**
	9	**San Antonio**	**W81-80**	**9-11**
	11	**Dallas**	**L78-102**	**9-12**
	15	**Atlanta**	**W92-69**	**10-12**
	17	**Golden State**	**W100-83**	**11-12**
	18	at Charlotte	L100-101 (OT)	11-13
	20	**Toronto**	**W114-102**	**12-13**
	22	**Charlotte**	**L87-90**	**12-14**
	26	**L.A. Clippers**	**W96-79**	**13-14**
	28	at Milwaukee	L87-115	13-15
	29	at Cleveland	W98-87	14-15
	31	**Milwaukee**	**W105-90**	**15-15**
Jan.	**2**	**Utah**	**W99-80**	**16-15**
	5	**Phoenix**	**L98-108**	**16-16**
	7	at L.A. Lakers	L104-111	16-17
	9	at Denver	W116-98	17-17
	12	at Dallas	W124-114	18-17
	13	**New Jersey**	**W94-85 (OT)**	**19-17**
	15	**San Antonio**	**W73-67**	**20-17**
	17	at Memphis	L80-99	20-18
	18	**Indiana**	**L74-87**	**20-19**
	20	at Orlando	W108-99	21-19
	21	at New York	W92-91	22-19

Date		Opponent	Score	Record
	24	**Orlando**	**W89-78**	**23-19**
	26	at New Orleans	W82-77	24-19
	28	**Sacramento**	**L111-117 (OT)**	**24-20**
	30	at Miami	L95-104	24-21
	31	at Boston	W97-94	25-21
Feb.	2	at Philadelphia	W118-95	26-21
	4	at Minnesota	W119-113 (OT)	27-21
	6	**L.A. Lakers**	**W103-102**	**28-21**
	9	**Chicago**	**W105-92**	**29-21**
	11	at Indiana	W91-83	30-21
	13	**Portland**	**W81-80**	**31-21**
	15	**Washington**	**W123-93**	**32-21**
	22	**Seattle**	**L85-87**	**32-22**
	23	at San Antonio	L81-99	32-23
	27	**Utah**	**L92-99**	**32-24**
Mar.	1	at Chicago	W119-89	33-24
	2	at Washington	L98-101	33-25
	6	**Dallas**	**W90-69**	**34-25**
	8	at Seattle	W97-95	35-25
	11	at Phoenix	W127-107	36-25
	13	at Sacramento	W111-96	37-25
	14	at Golden State	W97-94	38-25
	16	**Portland**	**W108-77**	**39-25**
	18	**Boston**	**L92-103**	**39-26**
	20	at Minnesota	L86-94	39-27
	22	**Miami**	**W84-82**	**40-27**
	24	**Cleveland**	**W99-80**	**41-27**
	25	at New Orleans	W81-68	42-27
	27	at San Antonio	L70-83	42-28
	28	at Utah	W99-85	43-28
	30	at Portland	W100-84	44-28
Apr.	**1**	**New Orleans**	**L73-76**	**44-29**
	3	**Phoenix**	**L78-91**	**44-30**
	5	at Golden State	L117-122	44-31
	7	at L.A. Lakers	W114-100	45-31
	9	at Phoenix	W98-97	46-31
	11	at Seattle	W90-78	47-31
	13	**Memphis**	**W100-92**	**48-31**
	16	**Denver**	**W115-87**	**49-31**
	18	**L.A. Clippers**	**W115-90**	**50-31**
	20	**Seattle**	**W106-78**	**51-31**

2005-2006 Houston Rockets

(34-48, 5th Southwest)

Final Statistics

Player	G-S	Min	FGM-A	Pct.	3PM-A	Pct.	FTM-A	Pct.	Rebounds O-D-Tot	Avg.	A	Avg.	PF-D	S	TO	B	TP	Avg.
Tracy McGrady	47-47	1745	410-1011	.406	73-234	.312	254-340	.747	46-261-307	6.5	225	4.8	88-0	59	120	41	1147	24.4
Yao Ming	57-57	1949	467-900	.519	0-1	.000	337-395	.853	148-433-581	10.2	85	1.5	195-4	30	147	94	1271	22.3
Rafer Alston	63-63	2431	280-738	.379	102-312	.327	99-143	.692	36-219-255	4.0	425	6.7	194-3	101	157	15	761	12.1
Juwan Howard	80-80	2537	394-859	.459	0-4	.000	154-191	.806	168-367-535	6.7	112	1.4	235-2	49	133	8	942	11.8
Derek Anderson	20-8	582	68-173	.393	19-67	.284	61-73	.836	12-71-83	4.2	53	2.7	49-0	15	37	4	216	10.8
David Wesley	71-59	2372	226-561	.403	99-271	.365	151-187	.807	24-154-178	2.5	204	2.9	212-3	59	120	6	702	9.9
Stromile Swift	66-5	1344	225-458	.491	0-2	.000	136-209	.651	103-188-291	4.4	25	0.4	198-3	38	91	50	586	8.9
Luther Head	80-27	2310	254-630	.403	113-313	.361	86-123	.699	33-233-266	3.3	215	2.7	169-2	89	119	9	707	8.8
Keith Bogans (TOT)	72-31	1912	215-544	.395	65-200	.325	127-186	.683	55-200-255	3.5	128	1.8	167-1	71	90	9	622	8.6
Keith Bogans (HOU)	33-22	1064	101-256	.395	32-102	.314	47-81	.580	26-123-149	4.5	83	2.5	89-1	32	49	6	281	8.5
Gerald Fitch (TOT)	18-1	239	30-89	.337	7-26	.269	17-23	.739	7-23-30	1.7	33	1.8	28-0	7	15	5	84	4.7
Jon Barry	20-0	342	25-65	.385	12-32	.375	24-29	.828	1-30-31	1.6	26	1.3	25-0	13	22	1	86	4.3
Chuck Hayes	40-0	535	59-105	.562	0-1	.000	29-45	.644	67-112-179	4.5	14	0.3	76-2	26	12	14	147	3.7
Lonny Baxter	23-0	281	33-72	.458	0-0	—	16-19	.842	38-46-84	3.7	2	0.1	48-1	9	13	7	82	3.6
Richie Frahm (TOT)	33-0	342	39-100	.390	23-70	.329	7-10	.700	3-30-33	1.0	21	0.6	30-0	4	8	2	108	3.3
Richie Frahm (HOU)	8-0	117	15-35	.429	8-22	.364	4-5	.800	0-10-10	1.3	6	0.8	8-0	1	4	0	42	5.3
Stephen Graham	6-0	38	6-16	.375	1-5	.200	4-4	1.000	1-6-7	1.2	3	0.5	5-0	2	5	0	17	2.8
Dikembe Mutombo	64-23	955	50-95	.526	0-0	—	69-91	.758	100-206-306	4.8	4	0.1	128-0	17	35	57	169	2.6
John Lucas III	13-0	107	14-36	.389	2-9	.222	0-0	—	2-3-5	0.4	12	0.9	6-0	5	7	0	30	2.3
"Moochie" Norris	29-0	241	26-65	.400	0-5	.000	13-17	.765	9-25-34	1.2	29	1.0	31-0	14	16	1	65	2.2
Rick Brunson (TOT)	27-0	247	21-54	.389	5-13	.385	7-12	.583	1-21-22	0.8	35	1.3	22-0	8	22	1	54	2.0
Rick Brunson (HOU)	23-0	215	16-46	.348	5-12	.417	7-12	.583	1-19-20	0.9	33	1.4	21-0	8	19	1	44	1.9
Ryan Bowen	68-19	652	37-124	.298	3-22	.136	11-14	.786	31-57-88	1.3	24	0.4	85-0	21	13	6	88	1.3
Maciej Lampe (TOT)	6-0	28	2-11	.182	0-0	—	0-2	.000	4-5-9	1.5	2	0.3	2-0	0	3	0	4	0.7
Maciej Lampe (HOU)	4-0	12	2-7	.286	0-0	—	0-2	.000	3-2-5	1.3	0	0.0	0-0	0	2	0	4	1.0
Josh Davis	1-0	0	0-0	—	0-0	—	0-0	—	0-0-0	0.0	0	0.0	1-0	0	0	0	0	0.0
ROCKETS	82	19830	2708-6252	.433	469-1414	.332	1502-1980	.759	849-2565-3414	41.6	1580	19.3	1863-21	588	1193	320	7387	90.1
OPPONENTS	82	19830	2708-6310	.429	541-1465	.369	1560-2135	.731	874-2477-3351	40.9	1647	20.1	1716-14	582	1094	373	7517	91.7

Date		Opponent	Score	Record
Nov.	**2**	**Sacramento**	**W98-89**	**1-0**
	5	**N.O./Okla. City**	**L84-91**	**1-1**
	8	**Orlando**	**L74-76**	**1-2**
	10	at Miami	L84-88	1-3
	12	at New Jersey	W99-91	2-3
	13	at Boston	L82-102	2-4
	15	at Minnesota	W94-89	3-4
	17	at San Antonio	L80-86	3-5
	18	**Detroit**	**L70-78**	**3-6**
	20	at Indiana	L74-85	3-7
	22	at Dallas	L93-102	3-8
	23	**Phoenix**	**L88-100**	**3-9**
	25	at Memphis	L81-86	3-10
	26	**Chicago**	**L89-94**	**3-11**
	29	**Atlanta**	**W100-85**	**4-11**
Dec.	**3**	**Memphis**	**L75-90**	**4-12**
	6	**Boston**	**W91-73**	**5-12**
	8	at Sacramento	W106-95	6-12
	11	at Portland	W100-86	7-12
	14	at Golden State	W111-105 (OT)	8-12
	15	at Seattle	W104-98	9-12
	17	at L.A. Clippers	L81-89	9-13
	18	at L.A. Lakers	W76-74	10-13
	21	**Toronto**	**L81-94**	**10-14**
	23	at Denver	L86-108	10-15
	27	**Utah**	**L74-82**	**10-16**
	28	at N.O./Okla. City (Okla. City)	L90-92	10-17
	31	**Golden State**	**L89-94**	**10-18**
Jan.	3	at Washington	W123-111	11-18
	5	at Cleveland	W90-81	12-18
	6	at Toronto	L92-112	12-19
	8	**Denver**	**L90-92**	**12-20**
	10	at Charlotte	L106-111 (2OT)	12-21
	11	**Sacramento**	**L80-88**	**12-22**
	14	**N.O./Okla. City**	**L80-86**	**12-23**
	16	at Atlanta	L83-94	12-24
	18	**Dallas**	**L76-103**	**12-25**
	20	at Chicago	W109-108 (2OT)	13-25
	22	at Detroit	L97-99	13-26
	23	at Milwaukee	W97-80	14-26
	25	**Charlotte**	**W102-78**	**15-26**
	27	**Minnesota**	**L92-96**	**15-27**
	29	**Miami**	**L95-101**	**15-28**
	30	at Memphis	L77-86	15-29
Feb.	**1**	**Milwaukee**	**W86-84**	**16-29**
	3	**Seattle**	**W100-77**	**17-29**
	5	at New York	W93-89	18-29
	6	at Philadelphia	W87-81	19-29
	8	**L.A. Lakers**	**L78-89**	**19-30**
	11	**Utah**	**W102-88**	**20-30**
	12	**New York**	**W90-83**	**21-30**
	14	at L.A. Clippers	W128-97	22-30
	16	at Phoenix	L75-109	22-31
	22	**L.A. Clippers**	**W106-102**	**23-31**
	24	**Golden State**	**W91-88**	**24-31**
	26	at Orlando	W89-84	25-31
	27	**Phoenix**	**L94-111**	**25-32**
Mar.	**1**	**Philadelphia**	**L101-106**	**25-33**
	3	**Denver**	**W89-78**	**26-33**
	5	**Portland**	**W102-84**	**27-33**
	7	at Minnesota	W93-87	28-33
	8	**Indiana**	**W103-99**	**29-33**
	12	at San Antonio	L81-88	29-34
	13	**New Jersey**	**L77-90**	**29-35**
	15	**Dallas**	**L81-95**	**29-36**
	18	**San Antonio**	**L77-92**	**29-37**
	20	**L.A. Clippers**	**L91-99**	**29-38**
	21	at Dallas	L72-88	29-39
	23	at N.O./Okla. City (Okla. City)	W93-92	30-39
	26	**Cleveland**	**L102-104 (OT)**	**30-40**
	29	**Seattle**	**W115-87**	**31-40**
	31	**Washington**	**W105-103**	**32-40**
Apr.	2	at L.A. Lakers	L88-104	32-41
	4	at Seattle	L87-104	32-42
	5	at Portland	L75-76	32-43
	7	at Golden State	W100-93	33-43
	9	at Sacramento	L77-86	33-44
	10	at Utah	L83-85	33-45
	12	**Minnesota**	**L79-82**	**33-46**
	15	**Memphis**	**L81-93**	**33-47**
	17	at Denver	W86-83	34-47
	19	**San Antonio**	**L87-89**	**34-48**

2006-2007 Houston Rockets

(52-30, 3rd Southwest)

Final Statistics

Player	G-S	Min	FGM-A	Pct.	3PM-A	Pct.	FTM-A	Pct.	Rebounds O-D-Tot	Avg.	A	Avg.	PF-D	S	TO	B	TP	Avg.
Yao Ming	48-48	1624	423-819	.516	0-2	.000	356-413	.862	101-351-452	9.4	94	2.0	159-0	17	167	94	1202	25.0
Tracy McGrady	71-71	2539	638-1480	.431	126-381	.331	345-488	.707	56-322-378	5.3	458	6.5	136-0	92	213	36	1747	24.6
Rafer Alston	82-82	3040	383-1020	.375	192-529	.363	130-177	.734	29-253-282	3.4	444	5.4	195-3	129	170	10	1088	13.3
Luther Head	80-10	2211	306-700	.437	177-401	.441	83-105	.790	31-221-252	3.2	194	2.4	133-1	76	137	5	872	10.9
Shane Battier	82-82	2988	292-654	.446	157-373	.421	88-113	.779	67-271-338	4.1	175	2.1	190-1	79	72	60	829	10.1
Juwan Howard	80-38	2123	309-665	.465	0-0	—	155-188	.824	138-332-470	5.9	131	1.6	205-1	29	112	8	773	9.7
Bonzi Wells	28-1	590	85-207	.411	1-7	.143	46-82	.561	26-94-120	4.3	31	1.1	62-0	24	57	13	217	7.8
Chuck Hayes	78-43	1714	192-335	.573	0-0	—	55-89	.618	204-317-521	6.7	47	0.6	281-9	70	64	18	439	5.6
Kirk Snyder	39-1	563	66-146	.452	11-44	.250	49-75	.653	17-66-83	2.1	39	1.0	51-0	11	26	12	192	4.9
John Lucas III	47-0	383	62-156	.397	15-59	.254	15-19	.789	9-27-36	0.8	33	0.7	38-0	17	15	0	154	3.3
Dikembe Mutombo	75-33	1289	85-153	.556	0-0	—	60-87	.690	164-324-488	6.5	13	0.2	156-0	22	38	76	230	3.1
Vassilis Spanoulis	31-0	272	23-72	.319	5-29	.172	34-42	.810	5-17-22	0.7	28	0.9	33-1	7	29	1	85	2.7
Jake Tsakalidis (TOT)	36-7	390	29-72	.403	0-0	—	26-39	.667	42-62-104	2.9	5	0.1	51-0	8	24	12	84	2.3
Jake Tsakalidis (HOU)	13-0	132	9-22	.409	0-0	—	12-15	.800	18-22-40	3.1	3	0.2	17-0	1	3	1	30	2.3
Scott Padgett	24-0	198	15-49	.306	8-29	.276	6-11	.545	11-34-45	1.9	8	0.3	33-0	4	8	3	44	1.8
Steve Novak	35-1	191	18-50	.360	13-39	.333	2-2	1.000	4-22-26	0.7	6	0.2	21-0	5	4	0	51	1.5
ROCKETS	82	19855	2906-6528	.445	705-1893	.372	1436-1906	.753	880-2673-3553	43.3	1704	20.8	1710-16	583	1162	337	7953	97.0
OPPONENTS	82	19855	2793-6503	.429	472-1346	.351	1497-2000	.749	800-2548-3348	40.8	1588	19.4	1631-13	571	1163	353	7555	92.1

Date		Opponent	Score	Record
Nov.	1	at Utah	L97-107	0-1
	4	**Dallas**	**W107-76**	**1-1**
	5	at N.O./Okla. City	L90-96	1-2
	7	at Memphis	W86-80	2-2
	8	at Milwaukee	W97-93	3-2
	10	**New York**	**W103-94**	**4-2**
	12	at Miami	W94-72	5-2
	14	**San Antonio**	**L84-92**	**5-3**
	16	**Chicago**	**W101-100**	**6-3**
	18	at Detroit	L92-104	6-4
	20	at New York	W97-90	7-4
	22	**Washington**	**W86-82**	**8-4**
	25	**Memphis**	**W85-76**	**9-4**
	28	**Minnesota**	**W82-75**	**10-4**
	29	at Phoenix	L91-102	10-5
Dec.	**2**	**Cleveland**	**W81-63**	**11-5**
	5	**Golden State**	**W118-90**	**12-5**
	6	at Minnesota	L84-90	12-6
	8	at Charlotte	W92-62	13-6
	9	at Washington	W114-109	14-6
	12	**L.A. Lakers**	**L94-102**	**14-7**
	14	at Golden State	L107-109	14-8
	15	at L.A. Lakers	L101-112 (2OT)	14-9
	17	at L.A. Clippers	W108-103	15-9
	20	at Portland	L87-89	15-10
	22	at San Antonio	W97-78	16-10
	23	**L.A. Clippers**	**L93-98**	**16-11**
	26	at Indiana	L76-81	16-12
	27	at New Jersey	W96-71	17-12
	29	**Atlanta**	**W94-68**	**18-12**
	31	**Memphis**	**W111-109**	**19-12**
Jan.	**3**	**Seattle**	**W103-96**	**20-12**
	5	**Utah**	**W100-86**	**21-12**
	7	at Minnesota	L99-103 (OT)	21-13
	8	at Chicago	W84-77	22-13
	10	**L.A. Lakers**	**W102-77**	**23-13**
	12	at Denver	W90-86	24-13
	13	at Sacramento	W115-111 (OT)	25-13
	16	at Dallas	L96-109	25-14
	17	**Phoenix**	**L91-100**	**25-15**
	20	**Denver**	**L113-121 (OT)**	**25-16**

Date		Opponent	Score	Record
	24	at San Antonio	W90-85	26-16
	26	**Portland**	**W99-69**	**27-16**
	29	**Philadelphia**	**W105-84**	**28-16**
	31	**Seattle**	**W112-102**	**29-16**
Feb.	**3**	**N.O./Okla. City**	**L74-87**	**29-17**
	5	**Minnesota**	**W105-77**	**30-17**
	6	at Memphis	W98-90	31-17
	9	at Dallas	L74-95	31-18
	10	**Charlotte**	**W104-83**	**32-18**
	13	**Sacramento**	**W109-104 (OT)**	**33-18**
	15	**Dallas**	**L77-80**	**33-19**
	21	**Miami**	**W112-102**	**34-19**
	23	at Atlanta	L99-105	34-20
	25	at Orlando	W97-93	35-20
	26	**Boston**	**L72-77**	**35-21**
	28	**Toronto**	**L90-106**	**35-22**
Mar.	2	at Denver	W108-97	36-22
	3	**San Antonio**	**L74-97**	**36-23**
	5	at Cleveland	L85-91	36-24
	7	at Boston	W111-80	37-24
	9	**New Jersey**	**W112-91**	**38-24**
	11	**Orlando**	**W103-92**	**39-24**
	12	at Phoenix	L82-103	39-25
	14	**L.A. Clippers**	**W109-105**	**40-25**
	16	at Toronto	W114-100	41-25
	18	at Philadelphia	W124-74	42-25
	20	**Indiana**	**W86-76**	**43-25**
	22	**Detroit**	**W91-85**	**44-25**
	25	at N.O./Okla. City (Okla. City)	L94-106	44-26
	26	**Milwaukee**	**W106-87**	**45-26**
	28	at L.A. Clippers	W92-87	46-26
	30	at L.A. Lakers	W107-104 (OT)	47-26
Apr.	**1**	**Utah**	**L83-86**	**47-27**
	4	**Golden State**	**L99-110**	**47-28**
	6	**Portland**	**L78-85**	**47-29**
	8	at Sacramento	W112-106	48-29
	9	at Seattle	W95-90	49-29
	11	at Portland	W99-95	50-29
	14	**N.O./Okla. City**	**W123-112**	**51-29**
	16	**Phoenix**	**W120-117**	**52-29**
	18	at Utah	L91-101	52-30

(55-27, 3rd Southwest)

Final Statistics

Player	G-S	Min	FGM-A	Pct.	3PM-A	Pct.	FTM-A	Pct.	Rebounds O-D-Tot	Avg.	A	Avg.	PF-D	S	TO	B	TP	Avg.
Yao Ming	55-55	2044	432-852	.507	0-2	.000	345-406	.850	172-422-594	10.8	129	2.3	171-2	25	183	111	1209	22.0
Tracy McGrady	66-62	2440	548-1307	.419	86-295	.292	245-358	.684	42-297-339	5.1	387	5.9	91-0	68	160	30	1427	21.6
Rafer Alston	74-74	2526	364-924	.394	143-407	.351	98-137	.715	28-232-260	3.5	392	5.3	139-0	98	160	18	969	13.1
Luis Scola	82-39	2024	345-670	.515	0-3	.000	157-235	.668	174-351-525	6.4	106	1.3	235-2	60	105	19	847	10.3
Shane Battier	80-78	2907	265-619	.428	139-369	.377	75-101	.743	131-276-407	5.1	155	1.9	196-2	77	78	90	744	9.3
Bonzi Wells	51-7	1124	175-412	.425	8-38	.211	111-174	.638	63-197-260	5.1	80	1.6	113-0	51	76	24	469	9.2
Carl Landry	42-0	711	135-219	.616	0-1	.000	72-109	.661	96-111-207	4.9	21	0.5	98-2	17	26	7	342	8.1
Bobby Jackson (TOT)	72-5	1389	204-506	.403	81-226	.358	64-81	.790	33-148-181	2.5	139	1.9	96-0	45	59	5	553	7.7
Bobby Jackson (HOU)	26-5	498	88-210	.419	28-82	.341	24-32	.750	10-61-71	2.7	63	2.4	37-0	13	28	2	228	8.8
Luther Head	73-17	1379	206-477	.432	79-225	.351	66-81	.815	18-117-135	1.8	138	1.9	75-0	44	70	9	557	7.6
Mike James	33-1	537	79-226	.350	24-74	.324	33-42	.786	11-41-52	1.6	54	1.6	44-0	17	29	2	215	6.5
Steve Francis	10-3	199	19-57	.333	4-17	.235	13-23	.565	8-15-23	2.3	30	3.0	25-1	9	14	5	55	5.5
Aaron Brooks	51-0	608	93-225	.413	36-109	.330	42-49	.857	13-43-56	1.1	87	1.7	69-0	13	44	5	264	5.2
Gerald Green (TOT)	30-0	361	52-151	.344	15-39	.385	34-41	.829	13-51-64	2.1	29	1.0	45-0	8	32	4	153	5.1
Gerald Green (HOU)	1-0	4	3-3	1.000	0-0	—	0-0	—	2-0-2	2.0	0	0.0	2-0	0	0	0	6	6.0
Steve Novak	35-0	264	49-102	.480	34-71	.479	3-4	.750	4-31-35	1.0	6	0.2	17-0	2	4	3	135	3.9
Kirk Snyder	9-0	81	13-28	.464	2-9	.222	6-11	.545	5-7-12	1.3	8	0.9	6-0	1	4	1	34	3.8
Mike Harris	17-0	159	27-54	.500	0-2	.000	8-13	.615	24-30-54	3.2	3	0.2	16-0	6	9	3	62	3.6
Dikembe Mutombo	39-25	619	43-80	.538	0-0	—	32-45	.711	68-131-199	5.1	5	0.1	55-0	11	17	48	118	3.0
Chuck Hayes	79-44	1575	113-221	.511	0-3	.000	11-24	.458	132-295-427	5.4	91	1.2	212-2	85	62	43	237	3.0
Justin Williams (TOT)	23-0	123	13-29	.448	0-0	—	8-26	.308	20-29-49	2.1	0	0.0	17-0	5	4	5	34	1.5
Justin Williams (HOU)	1-0	6	1-3	.333	0-0	—	1-4	.250	1-0-1	1.0	0	0.0	3-0	0	1	0	3	3.0
Bobby Jones	4-0	9	2-4	.500	0-0	—	0-0	—	0-1-1	0.3	0	0.0	3-0	1	1	0	4	1.0
Loren Woods	7-0	17	3-5	.600	0-0	—	0-0	—	0-1-1	0.1	2	0.3	2-0	0	0	0	6	0.9
ROCKETS	82	19730	3003-6698	.448	583-1707	.342	1342-1848	.726	1002-2659-3661	44.6	1757	21.4	1609-11	598	1125	420	7931	96.7
OPPONENTS	82	19730	2852-6594	.433	433-1186	.365	1410-1912	.737	894-2441-3335	40.7	1548	18.9	1615-17	622	1094	379	7547	92.0

Date		Opponent	Score	Record
Oct.	30	at L.A. Lakers	W95-93	1-0
Nov.	1	at Utah	W106-95	2-0
	3	**Portland**	**W89-80**	**3-0**
	5	at Dallas	L98-107	3-1
	6	**San Antonio**	**W89-81**	**4-1**
	9	**Milwaukee**	**W104-88**	**5-1**
	11	at Charlotte	W85-82	6-1
	13	at Memphis	L99-105	6-2
	14	**L.A. Lakers**	**L90-93**	**6-3**
	16	at San Antonio	L84-90	6-4
	17	**Phoenix**	**L105-115**	**6-5**
	21	**Dallas**	**L94-100**	**6-6**
	23	at Miami	L91-98	6-7
	24	**Denver**	**W109-81**	**7-7**
	26	at L.A. Clippers	W88-71	8-7
	28	at Phoenix	W100-94	9-7
	29	at Golden State	L94-113	9-8
Dec.	1	at Sacramento	L99-107	9-9
	5	**Memphis**	**W105-92**	**10-9**
	7	at New Jersey	W96-89	11-9
	9	at Toronto	L80-93	11-10
	10	at Philadelphia	L88-100	11-11
	12	**Detroit**	**W80-77**	**12-11**
	15	**Dallas**	**L83-96**	**12-12**
	19	**Orlando**	**L92-97**	**12-13**
	20	at Denver	L111-112 (2OT)	12-14
	22	at Chicago	W116-98	13-14
	23	at Detroit	L82-94	13-15
	28	at Memphis	W103-83	14-15
	29	**Toronto**	**W91-79**	**15-15**
	31	**Golden State**	**L95-112**	**15-16**
Jan.	2	at Boston	L93-97	15-17
	4	at Orlando	W96-94	16-17
	5	**New York**	**W103-91**	**17-17**
	8	at Washington	W92-84	18-17
	9	at New York	W101-92	19-17
	11	**Minnesota**	**W113-82**	**20-17**
	13	**New Orleans**	**L82-87**	**20-18**
	15	**Philadelphia**	**L107-111**	**20-19**
	19	**San Antonio**	**W83-81**	**21-19**
	21	**Seattle**	**W96-89**	**22-19**

Date		Opponent	Score	Record
	23	at Seattle	W109-107	23-19
	25	at Portland	W89-79	24-19
	27	**Utah**	**L89-97**	**24-20**
	29	**Golden State**	**W111-107**	**25-20**
Feb.	1	at Indiana	W106-103	26-20
	2	at Milwaukee	W91-83	27-20
	4	at Minnesota	W92-86	28-20
	7	**Cleveland**	**W92-77**	**29-20**
	9	**Atlanta**	**W108-89**	**30-20**
	11	**Portland**	**W95-83**	**31-20**
	13	**Sacramento**	**W89-87**	**32-20**
	19	at Cleveland	W93-85	33-20
	21	**Miami**	**W112-100**	**34-20**
	22	at New Orleans	W100-80	35-20
	24	**Chicago**	**W110-97**	**36-20**
	26	**Washington**	**W94-69**	**37-20**
	29	**Memphis**	**W116-95**	**38-20**
Mar.	**2**	**Denver**	**W103-89**	**39-20**
	5	**Indiana**	**W117-99**	**40-20**
	6	at Dallas	W113-98	41-20
	8	**New Orleans**	**W106-96**	**42-20**
	10	**New Jersey**	**W91-73**	**43-20**
	12	at Atlanta	W83-75	44-20
	14	**Charlotte**	**W89-80**	**45-20**
	16	**L.A. Lakers**	**W104-92**	**46-20**
	18	**Boston**	**L74-94**	**46-21**
	19	at New Orleans	L69-90	46-22
	21	at Golden State	W109-106	47-22
	22	at Phoenix	L113-122	47-23
	24	**Sacramento**	**W108-100**	**48-23**
	26	**Minnesota**	**W97-86**	**49-23**
	30	at San Antonio	L88-109	49-24
Apr.	1	at Sacramento	L98-99	49-25
	3	at Portland	W95-86	50-25
	4	at Seattle	W79-66	51-25
	6	at L.A. Clippers	W105-79	52-25
	9	**Seattle**	**W103-80**	**53-25**
	11	**Phoenix**	**W101-90**	**54-25**
	13	at Denver	L94-111	54-26
	14	at Utah	L96-105	54-27
	16	**L.A. Clippers**	**W93-75**	**55-27**

(53-29, 2nd Southwest)

Final Statistics

Player	G-S	Min	FGM-A	Pct.	3PM-A	Pct.	FTM-A	Pct.	Rebounds O-D-Tot	Avg.	A	Avg.	PF-D	S	TO	B	TP	Avg.
Yao Ming	77-77	2589	566-1032	.548	1-1	1.000	381-440	.866	204-557-761	9.9	137	1.8	257-2	30	234	150	1514	19.7
Ron Artest	69-55	2452	416-1037	.401	153-383	.399	196-262	.748	65-294-359	5.2	229	3.3	155-2	105	140	24	1181	17.1
Tracy McGrady	35-35	1181	188-485	.388	44-117	.376	125-156	.801	20-134-154	4.4	175	5.0	38-0	42	69	15	545	15.6
Luis Scola	82-82	2488	424-799	.531	0-3	.000	196-258	.760	200-520-720	8.8	123	1.5	261-2	68	123	11	1044	12.7
Rafer Alston	48-48	1591	193-522	.370	80-230	.348	86-109	.789	25-119-144	3.0	258	5.4	72-0	57	88	7	552	11.5
Aaron Brooks	80-35	1998	316-783	.404	113-309	.366	149-172	.866	33-124-157	2.0	238	3.0	152-1	46	125	8	894	11.2
Von Wafer	63-11	1225	229-512	.447	64-164	.390	88-117	.752	19-94-113	1.8	71	1.1	71-0	40	59	8	610	9.7
Carl Landry	69-0	1467	240-418	.574	1-3	.333	157-193	.813	124-219-343	5.0	39	0.6	166-0	26	68	31	638	9.2
Kyle Lowry (TOT)	77-21	1679	189-434	.435	25-98	.255	181-226	.801	26-163-189	2.5	275	3.6	146-1	69	117	17	584	7.6
Kyle Lowry (HOU)	28-0	608	77-162	.475	8-29	.276	52-65	.800	13-65-78	2.8	97	3.5	57-0	21	38	9	214	7.6
Shane Battier	60-59	2031	145-354	.410	91-237	.384	55-67	.821	52-233-285	4.8	137	2.3	114-0	48	49	54	436	7.3
Luther Head	22-4	322	39-101	.386	14-38	.368	14-16	.875	3-24-27	1.2	35	1.6	15-0	6	16	1	106	4.8
Brent Barry	56-1	857	70-172	.407	49-131	.374	19-20	.950	17-77-94	1.7	78	1.4	45-0	24	48	3	208	3.7
Brian Cook (TOT)	30-0	171	28-76	.368	13-30	.433	5-6	.833	7-25-32	1.1	5	0.2	26-0	3	13	3	74	2.5
Brian Cook (HOU)	9-0	25	5-16	.313	2-5	.400	0-0	—	1-4-5	0.6	1	0.1	3-0	0	2	3	12	1.3
Dikembe Mutombo	9-2	96	5-13	.385	0-0	—	6-9	.667	12-21-33	3.7	0	0.0	11-0	0	6	11	16	1.8
James White	4-0	11	3-5	.600	1-2	.500	0-0	—	0-0-0	0.0	1	0.3	2-0	1	3	1	7	1.8
Chuck Hayes	71-1	858	42-113	.372	0-4	.000	7-19	.368	74-176-250	3.5	42	0.6	134-2	34	25	19	91	1.3
Joey Dorsey	3-0	6	1-2	.500	0-0	—	0-0	—	0-1-1	0.3	1	0.3	0-0	0	0	0	2	0.7
ROCKETS	82	19805	2959-6526	.453	621-1656	.375	1531-1903	.805	862-2662-3524	43.0	1662	20.3	1553-9	548	1158	355	8070	98.4
OPPONENTS	82	19805	2991-6735	.444	464-1298	.357	1296-1730	.749	873-2399-3272	39.9	1620	19.8	1689-13	588	1012	435	7742	94.4

Date		Opponent	Score	Record
Oct.	**29**	**Memphis**	**W82-71**	**1-0**
	30	at Dallas	W112-102	2-0
Nov.	**1**	**Oklahoma City**	**W89-77**	**3-0**
	4	**Boston**	**L99-103**	**3-1**
	6	at Portland	L99-101 (OT)	3-2
	7	at L.A. Clippers	W92-83	4-2
	9	at L.A. Lakers	L82-111	4-3
	12	at Phoenix	W94-82	5-3
	14	at San Antonio	L75-77	5-4
	15	**New Orleans**	**W91-82**	**6-4**
	17	at Oklahoma City	W100-89	7-4
	19	**Dallas**	**L86-96**	**7-5**
	21	at Washington	W103-91	8-5
	22	at Orlando	W100-95	9-5
	24	at Miami	W107-98	10-5
	26	**Indiana**	**L90-91**	**10-6**
	29	**San Antonio**	**W103-84**	**11-6**
	30	at Denver	L94-104	11-7
Dec.	**3**	**L.A. Clippers**	**W103-96**	**12-7**
	5	**Golden State**	**W131-112**	**13-7**
	8	at Memphis	L97-109	13-8
	9	**Atlanta**	**W92-84**	**14-8**
	12	at Golden State	W119-108	15-8
	13	at L.A. Clippers	L82-95	15-9
	16	**Denver**	**W108-96**	**16-9**
	19	**Sacramento**	**W107-96**	**17-9**
	20	at Minnesota	W109-102	18-9
	22	at New Jersey	W114-91	19-9
	23	at Cleveland	L90-99	19-10
	26	at New Orleans	L79-88	19-11
	27	**Utah**	**W120-115 (2OT)**	**20-11**
	29	**Washington**	**L87-89**	**20-12**
	31	**Milwaukee**	**W85-81**	**21-12**
Jan.	2	at Toronto	L73-94	21-13
	3	at Atlanta	L100-103	21-14
	6	at Philadelphia	L96-104	21-15
	7	at Boston	W89-85	22-15
	9	at Oklahoma City	W98-96	23-15
	10	**New York**	**W96-76**	**24-15**
	13	**L.A. Lakers**	**L100-105**	**24-16**
	17	**Miami**	**W93-86**	**25-16**

Date		Opponent	Score	Record
	19	**Denver**	**W115-113**	**26-16**
	21	**Utah**	**W108-99**	**27-16**
	23	at Indiana	L102-107	27-17
	25	at Detroit	W108-105	28-17
	26	at New York	L98-104	28-18
	28	**Philadelphia**	**L93-95**	**28-19**
	31	**Golden State**	**W110-93**	**29-19**
Feb.	**3**	**Chicago**	**W107-100**	**30-19**
	4	at Memphis	L93-104	30-20
	7	**Minnesota**	**W107-90**	**31-20**
	9	at Milwaukee	L112-124	31-21
	11	**Sacramento**	**W94-82**	**32-21**
	17	**New Jersey**	**W114-88**	**33-21**
	20	**Dallas**	**W93-86**	**34-21**
	22	**Charlotte**	**W99-78**	**35-21**
	24	**Portland**	**W98-94**	**36-21**
	26	**Cleveland**	**W93-74**	**37-21**
	28	at Chicago	L102-105	37-22
Mar.	1	at Minnesota	W105-94	38-22
	3	**Toronto**	**W107-97**	**39-22**
	4	at Utah	L94-101	39-23
	6	**Phoenix**	**W116-112**	**40-23**
	8	**Memphis**	**W93-83**	**41-23**
	9	at Denver	W97-95	42-23
	11	**L.A. Lakers**	**L96-102**	**42-24**
	13	at Charlotte	W91-86	43-24
	14	**San Antonio**	**L85-88**	**43-25**
	16	at New Orleans	W95-84	44-25
	18	**Detroit**	**W106-101 (2OT)**	**45-25**
	20	**Minnesota**	**W107-88**	**46-25**
	22	at San Antonio	W87-85	47-25
	24	at Utah	L86-99	47-26
	28	**L.A. Clippers**	**W110-93**	**48-26**
Apr.	1	at Phoenix	L109-114	48-27
	3	at L.A. Lakers	L81-93	48-28
	5	**Portland**	**W102-88**	**49-28**
	7	**Orlando**	**W93-83**	**50-28**
	9	at Sacramento	W115-98	51-28
	10	at Golden State	W113-109	52-28
	13	**New Orleans**	**W86-66**	**53-28**
	15	at Dallas	L84-95	53-29

2009-2010 Houston Rockets

(42-40, 3rd Southwest)

Final Statistics

Player	G-S	Min	FGM-A	Pct.	3PM-A	Pct.	FTM-A	Pct.	Rebounds O-D-Tot	Avg.	A	Avg.	PF-D	S	TO	B	TP	Avg.
Kevin Martin (TOT)	46-43	1633	289-693	.417	70-210	.333	298-340	.876	29-135-164	3.6	111	2.4	96-0	46	92	6	946	20.6
Kevin Martin (HOU)	24-22	859	154-354	.435	31-100	.310	171-185	.924	9-61-70	2.9	54	2.3	45-0	23	57	2	510	21.3
Aaron Brooks	82-82	2919	575-1331	.432	209-525	.398	245-298	.822	54-161-215	2.6	434	5.3	199-1	69	232	14	1604	19.6
Luis Scola	82-82	2671	560-1090	.514	1-5	.200	208-267	.779	175-530-705	8.6	169	2.1	246-2	63	163	26	1329	16.2
Carl Landry	52-1	1415	302-552	.547	0-0	—	235-280	.839	122-164-286	5.5	40	0.8	146-1	28	86	46	839	16.1
Trevor Ariza	72-71	2629	394-999	.394	136-407	.334	148-228	.649	78-325-403	5.6	276	3.8	162-0	126	161	40	1072	14.9
Kyle Lowry	68-0	1651	184-464	.397	37-136	.272	215-260	.827	91-156-247	3.6	305	4.5	173-0	60	116	9	620	9.1
Chase Budinger	74-4	1488	249-565	.441	92-249	.369	67-87	.770	38-182-220	3.0	88	1.2	85-0	34	48	11	657	8.9
Shane Battier	67-62	2168	178-447	.398	101-279	.362	77-106	.726	74-238-312	4.7	164	2.4	139-0	53	64	76	534	8.0
David Andersen	63-0	891	147-340	.432	27-78	.346	46-67	.687	54-154-208	3.3	44	0.7	119-0	15	37	12	367	5.8
Jared Jeffries (TOT)	70-37	1794	138-314	.439	21-71	.296	75-120	.625	130-158-288	4.1	101	1.4	203-2	62	76	71	372	5.3
Jared Jeffries (HOU)	18-0	332	36-84	.429	1-9	.111	15-27	.556	31-34-65	3.6	18	1.0	46-0	9	14	13	88	4.9
Jordan Hill (TOT)	47-0	624	99-201	.493	0-2	.000	46-68	.676	76-99-175	3.7	20	0,4	92-0	14	30	21	244	5.2
Jordan Hill (HOU)	23-0	372	58-109	.532	0-0	—	31-47	.660	44-70-114	5.0	13	0.6	55-0	4	18	12	147	6.4
Garrett Temple	9-0	118	13-29	.448	3-12	.250	16-24	.667	2-12-14	1.6	7	0.8	16-0	4	14	4	45	5.0
Chuck Hayes	82-82	1773	161-329	.489	0-0	—	36-66	.545	151-314-465	5.7	139	1.7	219-3	73	74	43	358	4.4
Jermaine Taylor	31-4	303	45-119	.378	5-22	.227	33-46	.717	21-25-46	1.5	16	0.5	15-0	10	19	3	128	4.1
Tracy McGrady	6-0	46	7-19	.368	1-2	.500	4-6	.667	0-5-5	0.8	6	1.0	2-0	0	1	2	19	3.2
Mike Harris (TOT)	13-0	96	11-30	.367	0-1	.000	7-11	.636	10-14-24	1.8	3	0.2	14-0	5	9	1	29	2.2
Mike Harris (HOU)	8-0	82	10-27	.370	0-1	.000	5-9	.556	9-11-20	2.5	3	0.4	10-0	4	9	1	25	3.1
Hilton Armstrong (TOT)	33-0	335	28-79	.354	0-1	.000	15-32	.469	27-54-81	2.5	21	0.6	59-1	15	22	12	71	2.2
Hilton Armstrong (HOU)	9-0	40	5-17	.294	0-1	.000	0-2	.000	5-1-6	0.7	3	0.3	10-0	5	5	0	10	1.1
Joey Dorsey	7-0	54	5-11	.455	0-0	—	1-2	.500	11-14-25	3.6	2	0.3	12-0	2	4	1	11	1.6
Brian Cook	15-0	44	7-23	.304	2-9	.222	5-7	.714	1-8-9	0.6	1	0.1	5-0	0	6	2	21	1.4
Pops Mensah-Bonsu	4-0	13	1-4	.250	0-0	—	3-6	.500	1-3-4	1.0	1	0.3	3-0	1	0	1	5	1.3
Will Conroy	5-0	36	3-10	.300	0-3	.000	0-2	.000	0-3-3	0.6	7	1.4	5-0	0	4	0	6	1.2
ROCKETS	82	19905	3094-6923	.447	646-1838	.351	1561-2022	.772	971-2471-3442	42.0	1790	21.8	1712-7	583	1188	318	8395	102.4
OPPONENTS	82	19905	3236-6810	.475	489-1344	.364	1464-1917	.764	875-2632-3507	42.8	1716	20.9	1840-21	597	1207	532	8425	102.7

Date		Opponent	Score	Record
Oct.	27	at Portland	L87-96	0-1
	28	at Golden State	W108-107	1-1
	31	**Portland**	**W111-107**	**2-1**
Nov.	2	at Utah	W113-96	3-1
	4	**L.A. Lakers**	**L102-103 (OT)**	**3-2**
	6	**Oklahoma City**	**W105-94**	**4-2**
	10	at Dallas	L103-121	4-3
	11	**Memphis**	**W104-79**	**5-3**
	13	at Sacramento	L100-109	5-4
	15	at L.A. Lakers	W101-91	6-4
	17	**Phoenix**	**L105-111**	**6-5**
	18	at Minnesota	W97-84	7-5
	20	at Atlanta	L103-105	7-6
	21	**Sacramento**	**W113-106**	**8-6**
	25	**Dallas**	**L99-130**	**8-7**
	27	**San Antonio**	**L84-92**	**8-8**
	29	at Oklahoma City	W100-91	9-8
Dec.	2	at L.A. Clippers	W102-85	10-8
	3	at Golden State	W111-109	11-8
	5	at Portland	L89-90	11-9
	9	**Cleveland**	**W95-85**	**12-9**
	11	at Philadelphia	W96-91	13-9
	13	at Toronto	L88-101	13-10
	15	**Detroit**	**W107-96**	**14-10**
	16	at Denver	L101-111	14-11
	18	at Dallas	W116-108 (OT)	15-11
	19	**Oklahoma City**	**W95-90**	**16-11**
	22	**L.A. Clippers**	**W108-99**	**17-11**
	23	at Orlando	L87-102	17-12
	26	at New Jersey	W98-93	18-12
	27	at Cleveland	L83-108	18-13
	29	**New Orleans**	**W108-100**	**19-13**
	31	**Dallas**	**W97-94**	**20-13**
Jan.	2	at New Orleans	L95-99	20-14
	5	at L.A. Lakers	L79-88	20-15
	6	at Phoenix	L110-118	20-16
	9	**New York**	**W105-96**	**21-16**
	12	at Charlotte	L94-102	21-17
	13	**Minnesota**	**W120-114 (3OT)**	**22-17**
	15	**Miami**	**L106-115**	**22-18**
	18	**Milwaukee**	**W101-98 (OT)**	**23-18**

Date		Opponent	Score	Record
	22	at San Antonio	W116-109	24-18
	23	**Chicago**	**L97-104**	**24-19**
	25	**Atlanta**	**L95-102**	**24-20**
	27	**Denver**	**L92-97**	**24-21**
	29	**Portland**	**W104-100**	**25-21**
	31	**Phoenix**	**L111-115 (OT)**	**25-22**
Feb.	**2**	**Golden State**	**W119-97**	**26-22**
	5	at Memphis	W101-83	27-22
	6	**Philadelphia**	**L95-102**	**27-23**
	9	at Miami	L66-99	27-24
	16	**Utah**	**L95-104**	**27-25**
	17	at Milwaukee	W127-99	28-25
	20	**Indiana**	**L115-125**	**28-26**
	21	at New Orleans	L94-102	28-27
	24	**Orlando**	**L92-110**	**28-28**
	26	**San Antonio**	**W109-104**	**29-28**
	27	at Utah	L110-133	29-29
Mar.	**1**	**Toronto**	**W116-92**	**30-29**
	3	**Sacramento**	**L81-84**	**30-30**
	6	at Minnesota	W112-98	31-30
	7	at Detroit	L107-110 (OT)	31-31
	9	at Washington	W96-88	32-31
	13	**New Jersey**	**W116-108**	**33-31**
	15	**Denver**	**W125-123**	**34-31**
	17	**Memphis**	**W107-94**	**35-31**
	19	**Boston**	**L87-94**	**35-32**
	21	at New York	W116-112	36-32
	22	at Chicago	L88-98	36-33
	24	at Oklahoma City	L104-122	36-34
	25	**L.A. Clippers**	**L93-99**	**36-35**
	27	**L.A. Lakers**	**L101-109**	**36-36**
	30	**Washington**	**W98-94**	**37-36**
	31	at San Antonio	L102-119	37-37
Apr.	2	at Boston	W119-114 (OT)	38-37
	4	at Indiana	L102-133	38-38
	6	at Memphis	W113-103	39-38
	7	**Utah**	**W113-96**	**40-38**
	9	**Charlotte**	**W97-90**	**41-38**
	11	at Phoenix	L106-116	41-39
	12	at Sacramento	W117-107	42-39
	14	**New Orleans**	**L115-123**	**42-40**

(43-39, 5th Southwest)

Final Statistics

Player	G-S	Min	FGM-A	Pct.	3PM-A	Pct.	FTM-A	Pct.	Rebounds O-D-Tot	Rebounds Avg.	A	Avg.	PF-D	S	TO	B	TP	Avg.
Kevin Martin	80-80	2603	553-1267	.436	176-459	.383	594-669	.888	28-230-258	3.2	198	2.5	155-1	80	184	15	1876	23.5
Luis Scola	74-74	2412	569-1129	.504	0-3	.000	214-290	.738	147-459-606	8.2	185	2.5	227-4	48	147	44	1352	18.3
Kyle Lowry	75-71	2563	345-809	.426	129-343	.376	192-251	.765	89-220-309	4.1	500	6.7	207-0	102	158	23	1011	13.5
Aaron Brooks	34-7	811	134-387	.346	48-169	.284	78-83	.940	11-40-51	1.5	129	3.8	69-3	21	55	2	394	11.6
Yao Ming	5-5	91	18-37	.486	0-0	—	15-16	.938	7-20-27	5.4	4	0.8	13-1	0	7	8	51	10.2
Chase Budinger	78-22	1738	279-656	.425	89-274	.325	118-138	.855	52-229-281	3.6	127	1.6	114-0	41	67	18	765	9.8
Shane Battier	59-59	1818	186-408	.456	88-225	.391	49-76	.645	58-223-281	4.8	153	2.6	127-1	53	63	71	509	8.6
Courtney Lee	81-1	1723	253-576	.439	71-174	.408	95-120	.792	51-158-209	2.6	100	1.2	102-0	58	68	18	672	8.3
Chuck Hayes	74-63	2079	244-463	.527	0-2	.000	94-142	.662	219-380-599	8.1	202	2.7	200-0	79	86	49	582	7.9
Goran Dragic (TOT)	70-5	1234	192-441	.435	56-155	.361	83-133	.624	36-106-142	2.0	204	2.9	125-0	50	117	10	523	7.5
Goran Dragic (HOU)	22-3	378	59-125	.472	28-54	.519	24-36	.667	12-44-56	2.5	55	2.5	35-0	14	21	4	170	7.7
Brad Miller	60-5	1015	132-296	.446	40-107	.374	78-94	.830	44-178-222	3.7	145	2.4	98-0	28	54	21	382	6.4
Patrick Patterson	52-6	868	149-267	.558	0-2	.000	30-42	.714	86-114-200	3.8	41	0.8	77-0	17	31	37	328	6.3
Jordan Hill	72-11	1125	173-352	.491	0-2	.000	60-85	.706	128-178-306	4.3	29	0.4	157-1	14	62	52	406	5.6
Terrence Williams (TOT)	21-0	290	43-115	.374	6-22	.273	14-21	.667	4-47-51	2.4	38	1.8	25-0	9	33	0	106	5.0
Terrence Williams (HOU)	11-0	84	14-42	.333	2-10	.200	9-11	.818	1-14-15	1.4	7	0.6	4-0	4	8	0	39	3.5
Jermaine Taylor	8-0	77	16-32	.500	2-5	.400	5-6	.833	1-8-9	1.1	2	0.3	4-0	2	6	2	39	4.9
Ishmael Smith	28-3	329	32-83	.386	3-8	.375	7-10	.700	6-36-42	1.5	64	2.3	26-0	13	26	2	74	2.6
Mike Harris	4-0	16	3-6	.500	0-0	—	2-4	.500	2-3-5	1.3	1	0.3	2-0	0	1	1	8	2.0
Jared Jeffries	18-0	138	11-36	.306	1-6	.167	4-10	.400	20-15-35	1.9	11	0.6	21-0	7	4	3	27	1.5
Hasheem Thabeet (TOT)	47-0	373	17-40	.425	0-0	—	19-35	.543	24-51-75	1.6	4	0.1	76-0	9	17	16	53	1.1
Hasheem Thabeet (HOU)	2-0	4	0-1	.000	0-0	—	0-0	—	0-0-0	0.0	0	0.0	3-0	0	0	1	0	0.0
Marcus Cousin (TOT)	4-0	18	2-3	.667	0-0	—	0-0	—	0-3-3	0.8	0	0.0	1-0	0	1	1	4	1.0
DeMarre Carroll (TOT)	12-0	50	4-12	.333	0-0	—	2-2	1.000	2-6-8	0.7	4	0.3	5-0	1	0	1	10	0.8
DeMarre Carroll (HOU)	5-0	11	0-3	.000	0-0	—	0-0	—	0-0-0	0.0	2	0.4	0-0	0	0	0	0	0.0
ROCKETS	82	19880	3170-6975	.454	677-1843	.367	1668-2083	.801	962-2549-3511	42.8	1955	23.8	1641-11	581	1110	371	8685	105.9
OPPONENTS	82	19880	3266-6979	.468	448-1250	.358	1526-1954	.781	955-2552-3507	42.8	1707	20.8	1754-8	588	1125	449	8506	103.7

Date		Opponent	Score	Record
Oct.	26	at L.A. Lakers	L110-112	0-1
	27	at Golden State	L128-132	0-2
	30	**Denver**	**L94-107**	**0-3**
Nov.	**3**	**New Orleans**	**L99-107**	**0-4**
	6	at San Antonio	L121-124 (OT)	0-5
	7	**Minnesota**	**W120-94**	**1-5**
	10	at Washington	L91-98	1-6
	12	at Indiana	W102-99	2-6
	14	at New York	W104-96	3-6
	16	**Chicago**	**L92-95**	**3-7**
	17	at Oklahoma City	L99-116	3-8
	19	at Toronto	L96-106	3-9
	22	**Phoenix**	**L116-123**	**3-10**
	24	**Golden State**	**W111-101**	**4-10**
	26	at Charlotte	L89-99	4-11
	28	**Oklahoma City**	**W99-98**	**5-11**
	29	at Dallas	L91-101	5-12
Dec.	**1**	**L.A. Lakers**	**W109-99**	**6-12**
	3	at Memphis	W127-111	7-12
	4	at Chicago	L116-119 (OT)	7-13
	7	**Detroit**	**W97-83**	**8-13**
	10	at Milwaukee	L91-97	8-14
	11	**Cleveland**	**W110-95**	**9-14**
	14	**Sacramento**	**W118-105**	**10-14**
	15	at Oklahoma City	L105-117	10-15
	17	**Memphis**	**W103-87**	**11-15**
	19	at Sacramento	W102-93	12-15
	20	at Golden State	W121-112	13-15
	22	at L.A. Clippers	W97-92	14-15
	27	**Washington**	**W100-93**	**15-15**
	29	**Miami**	**L119-125**	**15-16**
	31	**Toronto**	**W114-105**	**16-16**
Jan.	2	at Portland	L85-100	16-17
	3	at Denver	L106-113	16-18
	5	**Portland**	**L100-103**	**16-19**
	7	at Orlando	L95-110	16-20
	8	**Utah**	**L99-103 (OT)**	**16-21**
	10	at Boston	W108-102	17-21
	12	**Oklahoma City**	**L112-118**	**17-22**
	14	**New Orleans**	**L105-110 (OT)**	**17-23**
	15	at Atlanta	W112-106	18-23

Date		Opponent	Score	Record
	17	**Milwaukee**	**W93-84**	**19-23**
	19	**New York**	**W104-89**	**20-23**
	21	at Memphis	L110-115	20-24
	22	**Orlando**	**L104-118**	**20-25**
	24	at Minnesota	W129-125	21-25
	26	**L.A. Clippers**	**W96-83**	**22-25**
	27	at Dallas	L106-111	22-26
	29	at San Antonio	L95-108	22-27
Feb.	1	at L.A. Lakers	L106-114 (OT)	22-28
	2	at Utah	W97-96	23-28
	5	**Memphis**	**W95-93 (OT)**	**24-28**
	7	at Denver	W108-103	25-28
	8	**Minnesota**	**L108-112**	**25-29**
	12	**Dallas**	**L102-106**	**25-30**
	14	**Denver**	**W121-102**	**26-30**
	16	**Philadelphia**	**L105-114**	**26-31**
	22	at Detroit	W108-100	27-31
	23	at Cleveland	W124-119	28-31
	26	**New Jersey**	**W123-108**	**29-31**
	27	at New Orleans	W91-89	30-31
Mar.	1	at Portland	W103-87	31-31
	2	at L.A. Clippers	L103-106	31-32
	5	**Indiana**	**W112-95**	**32-32**
	7	at Sacramento	W123-101	33-32
	8	at Phoenix	L110-113	33-33
	12	**San Antonio**	**L107-115**	**33-34**
	14	**Phoenix**	**W95-93**	**34-34**
	16	**Charlotte**	**W94-78**	**35-34**
	18	**Boston**	**W93-77**	**36-34**
	20	**Utah**	**W110-108**	**37-34**
	23	**Golden State**	**W131-112**	**38-34**
	27	at Miami	L119-125	38-35
	29	at New Jersey	W112-87	39-35
	30	at Philadelphia	L97-108	39-36
Apr.	**1**	**San Antonio**	**W119-114 (OT)**	**40-36**
	3	**Atlanta**	**W114-109**	**41-36**
	5	**Sacramento**	**L101-104**	**41-37**
	6	at New Orleans	L93-101	41-38
	9	**L.A. Clippers**	**W99-78**	**42-38**
	11	**Dallas**	**L91-98 (OT)**	**42-39**
	13	at Minnesota	W121-102	43-39

(34-32, 4th Southwest)

Final Statistics

Player	G-S	Min	FGM-A	Pct.	3PM-A	Pct.	FTM-A	Pct.	Rebounds O-D-Tot	Avg.	A	Avg.	PF-D	S	TO	B	TP	Avg.
Kevin Martin	40-40	1264	222-537	.413	78-225	.347	160-179	.894	13-93-106	2.7	110	2.8	70-0	28	70	3	682	17.1
Luis Scola	66-66	2067	436-888	.491	0-3	.000	153-198	.773	122-306-428	6.5	140	2.1	214-1	35	153	24	1025	15.5
Kyle Lowry	47-38	1510	210-513	.409	79-211	.374	171-198	.864	37-176-213	4.5	310	6.6	133-0	73	130	14	670	14.3
Goran Dragic	66-28	1752	277-600	.462	68-202	.337	153-190	.805	53-115-168	2.5	351	5.3	166-1	85	157	10	775	11.7
Courtney Lee	58-26	1757	251-580	.433	87-217	.401	71-86	.826	26-133-159	2.7	88	1.5	106-1	68	64	22	660	11.4
Chase Budinger	58-9	1298	208-471	.442	88-219	.402	54-70	.771	38-179-217	3.7	74	1.3	65-0	29	55	7	558	9.6
Chandler Parsons	63-57	1804	248-549	.452	60-178	.337	43-78	.551	90-210-300	4.8	134	2.1	142-1	73	81	29	599	9.5
Patrick Patterson	64-1	1483	225-511	.440	0-3	.000	40-57	.702	112-174-286	4.5	53	0.8	113-0	27	49	36	490	7.7
Samuel Dalembert	65-45	1446	200-395	.506	0-1	.000	90-113	.796	158-298-456	7.0	33	0.5	162-2	37	82	111	490	7.5
Jordan Hill	32-7	469	68-135	.504	0-3	.000	25-39	.641	47-108-155	4.8	14	0.4	60-0	9	24	21	161	5.0
Earl Boykins	8-0	111	12-36	.333	2-9	.222	13-15	.867	0-11-11	1.4	17	2.1	5-0	1	7	0	39	4.9
Marcus Camby (TOT)	59-53	1352	128-287	.446	2-5	.400	29-64	.453	157-373-530	9.0	107	1.8	126-0	50	57	85	287	4.9
Marcus Camby (HOU)	19-13	458	61-126	.484	2-5	.400	11-26	.423	52-124-176	9.3	32	1.7	38-0	17	10	29	135	7.1
Terrence Williams	12-0	181	20-57	.351	8-19	.421	6-12	.500	2-26-28	2.3	10	0.8	16-0	4	10	1	54	4.5
Courtney Fortson (TOT)	10-0	95	11-32	.344	3-13	.231	10-15	.667	6-9-15	1.5	10	1.0	5-0	3	10	0	35	3.5
Courtney Fortson (HOU)	6-0	49	6-20	.300	2-9	.222	4-6	.667	2-5-7	1.2	5	0.8	2-0	3	5	0	18	3.0
Jonny Flynn	11-0	135	12-41	.293	2-9	.222	11-14	.786	1-7-8	0.7	28	2.5	8-0	3	9	1	37	3.4
Jeff Adrien	8-0	63	7-16	.438	0-0	—	7-12	.583	5-17-22	2.8	1	0.1	13-0	0	2	2	21	2.6
Marcus Morris	17-0	126	16-54	.296	2-17	.118	6-8	.750	5-11-16	0.9	3	0.2	12-0	2	4	2	40	2.4
Greg Smith	8-0	69	7-11	.636	0-0	—	0-0	—	5-15-20	2.5	1	0.1	17-0	2	1	5	14	1.8
Hasheem Thabeet	5-0	23	3-3	1.000	0-0	—	0-0	—	1-6-7	1.4	0	0.0	5-0	0	0	2	6	1.2
Malcolm Thomas (TOT)	3-0	15	0-3	.000	0-0	—	1-2	.500	1-2-3	1.0	1	0.3	0-0	1	0	1	1	0.3
ROCKETS	66	16065	2489-5543	.449	478-1330	.359	1018-1301	.782	769-2014-2783	42.2	1404	21.3	1347-6	496	955	319	6474	98.1
OPPONENTS	66	16065	2474-5427	.456	369-1136	.325	1142-1490	.766	729-2027-2756	41.8	1321	20.0	1215-4	495	972	340	6459	97.9

Date		Opponent	Score	Record
Dec.	26	at Orlando	L95-104	0-1
	29	**San Antonio**	**W105-85**	**1-1**
	30	at Memphis	L93-113	1-2
	31	**Atlanta**	**W95-84**	**2-2**
Jan.	3	at L.A. Lakers	L99-108	2-3
	4	at L.A. Clippers	L89-117	2-4
	6	at Oklahoma City	L94-109	2-5
	7	**Oklahoma City**	**L95-98**	**2-6**
	10	at Charlotte	W82-70	3-6
	11	at San Antonio	L95-101 (OT)	3-7
	13	**Sacramento**	**W103-89**	**4-7**
	14	**Portland**	**W107-105 (OT)**	**5-7**
	16	at Washington	W114-106	6-7
	17	**Detroit**	**W97-80**	**7-7**
	19	**New Orleans**	**W90-88 (OT)**	**8-7**
	21	**San Antonio**	**W105-102**	**9-7**
	23	at Minnesota	W107-92	10-7
	25	**Milwaukee**	**L99-105**	**10-8**
	27	**Washington**	**W103-76**	**11-8**
	28	**New York**	**W97-84**	**12-8**
	30	**Minnesota**	**L108-120**	**12-9**
Feb.	1	at San Antonio	L91-99	12-10
	3	**Phoenix**	**W99-81**	**13-10**
	4	at Minnesota	L91-100	13-11
	6	at Denver	W99-90	14-11
	8	at Portland	W103-96	15-11
	9	at Phoenix	W96-89	16-11
	12	at Golden State	L97-106	16-12
	14	at Memphis	L83-93	16-13
	15	**Oklahoma City**	**W96-95**	**17-13**
	17	**Minnesota**	**L98-111**	**17-14**
	19	**Utah**	**W101-85**	**18-14**
	20	**Memphis**	**W97-93**	**19-14**

Date		Opponent	Score	Record
	22	**Philadelphia**	**W93-87**	**20-14**
	28	**Toronto**	**W88-85**	**21-14**
	29	at Utah	L83-104	21-15
Mar.	**2**	**Denver**	**L105-117**	**21-16**
	4	**L.A. Clippers**	**L103-105 (OT)**	**21-17**
	6	at Boston	L92-97 (OT)	21-18
	7	at Toronto	L98-116	21-19
	10	at New Jersey	W112-106	22-19
	11	at Cleveland	L107-118	22-20
	13	at Oklahoma City	W104-103	23-20
	14	**Charlotte**	**W107-87**	**24-20**
	17	at L.A. Clippers	L91-95	24-21
	18	at Phoenix	L86-99	24-22
	20	**L.A. Lakers**	**W107-104**	**25-22**
	22	**Golden State**	**W109-83**	**26-22**
	24	**Dallas**	**L99-101 (OT)**	**26-23**
	26	**Sacramento**	**W113-106 (OT)**	**27-23**
	27	at Dallas	L81-90	27-24
	30	**Memphis**	**W98-89**	**28-24**
Apr.	**1**	**Indiana**	**L102-104 (OT)**	**28-25**
	2	at Chicago	W99-93	29-25
	6	at L.A. Lakers	W112-107	30-25
	8	at Sacramento	W104-87	31-25
	9	at Portland	W94-89	32-25
	11	**Utah**	**L91-103**	**32-26**
	13	**Phoenix**	**L105-112**	**32-27**
	15	at Denver	L86-101	32-28
	16	**Denver**	**L102-105**	**32-29**
	18	at Dallas	L110-117	32-30
	19	at New Orleans	L99-105 (OT)	32-31
	21	**Golden State**	**W99-96**	**33-31**
	22	at Miami	L88-97	33-32
	26	**New Orleans**	**W84-77**	**34-32**

Rockets All-Time Roster

All players who participated in a minimum of one regular season game are listed. Including current team members, 315 players have played for the Rockets. Another 11 players (Marqus Blakely, Marcus Cousin, Derek Fisher, Gerald Fitch, Dion Glover, Tyler Honeycutt, Alexander Johnson, Tod Murphy, Diamon Simpson, Malcolm Thomas and Royce White) were on the roster (DNP-CD, inactive list) or on the injured list and never played in a game. Information in parentheses is: round, year, team and number of selection in the NBA Draft. Capitalized names indicate active players.

Zaid Abdul-Aziz (Don Smith) #6, #35, #27 — Iowa State '68 (1st, 1968, Cincinnati, 5th)

Born Apr. 7, 1946 in Brooklyn, NY; 6-foot-9, 235 pounds. With Rockets: 1972-75; 1977-78; also played for Cincinnati 1968-69; Milwaukee 1968-70; Seattle 1970-72, 1975-76; Buffalo 1976-78

									— Rebounds —									
Seasons	G	MIN	FGM-A	PCT	3FTM-A	PCT	FTM-A	PCT	OFF	DEF	TOT	AST	PF-D	ST	BL	PTS	AVG	HI
HOU - 4	206	4943	740-1692	.437	-	-	486-625	.778	426	1020	1750	310	488-6	119	180	1966	9.5	27
Playoffs																		
HOU - 1	6	68	12-31	.387	-	-	2-5	.400	7	10	17	3	5-0	1	3	26	4.3	14

Mark Acres #42 — Oral Roberts '85 (2nd, 1985, Dallas, 40th)

Born Nov. 15, 1962 in Inglewood, CA; 6-foot-11, 225 pounds. With Rockets: 1992-93; also played for Boston 1987-89; Orlando 1989-92; Washington 1992-93

									— Rebounds —									
Seasons	G	MIN	FGM-A	PCT	3FTM-A	PCT	FTM-A	PCT	OFF	DEF	TOT	AST	PF-D	ST	BL	PTS	AVG	HI
HOU - 1	6	23	2-9	.222	1-2	.500	1-2	.500	2	4	6	0	2-0	0	0	6	1.0	3

Charles "Bud" Acton #24 — Hillsdale '66 (Signed Free Agent, ROCKETS; Sept. 1, 1967)

Born Jan. 11, 1942; 6-foot-6, 210 pounds. With Rockets: 1967-68

									— Rebounds —									
Seasons	G	MIN	FGM-A	PCT	3FTM-A	PCT	FTM-A	PCT	OFF	DEF	TOT	AST	PF-D	ST	BL	PTS	AVG	HI
SD - 1	23	195	29-74	.392	-	-	19-29	.655	-	-	47	11	35-0	-	-	77	3.3	12

Don Adams #32, #10 — Northwestern '70 (8th, 1970, ROCKETS, 120th)

Born Nov. 27, 1947 in Atlanta, GA; 6-foot-7, 210 pounds. With Rockets: 1970-72; also played for Atlanta 1971-73; Detroit 1972-75; Buffalo 1975-77; St. Louis (ABA) 1974-76

									— Rebounds —									
Seasons	G	MIN	FGM-A	PCT	3FTM-A	PCT	FTM-A	PCT	OFF	DEF	TOT	AST	PF-D	ST	BL	PTS	AVG	HI
SD - 2	85	2415	397-976	.407	-	-	156-214	.729	-	-	589	176	351-12	-	-	950	11.2	3

Rick Adelman #12 — Loyola Marymount '68 (7th, 1968, ROCKETS, 79th)

Born June 16, 1946 in Lynwood, CA; 6-foot-2, 179 pounds. With Rockets: 1968-70; also played for Portland 1970-73; Chicago 1973-75; New Orleans 1974-75; Kansas City 1974-75; head coach Portland 1988-94; head coach Golden State 1995-97; head coach Sacramento 1998-2006; head coach Rockets 2007-11; head coach Minnesota 2011-14

									— Rebounds —									
Seasons	G	MIN	FGM-A	PCT	3FTM-A	PCT	FTM-A	PCT	OFF	DEF	TOT	AST	PF-D	ST	BL	PTS	AVG	HI
SD - 2	112	2165	273-696	.392	-	-	199-295	.675	-	-	297	351	248-1	-	-	745	6.7	23
Playoffs																		
SD - 1	6	187	24-53	.453	-	-	22-37	.595	-	-	15	29	18-0	-	-	70	11.7	26

JEFF ADRIEN #8 — Connecticut '09 (Signed Free Agent, Golden State; Sept. 24, 2010)

Born February 10, 1986 in Naples, FL; 6-foot-7, 243 pounds. With Rockets: 2011-12; also played Golden State 2010-11

									— Rebounds —									
Seasons	G	MIN	FGM-A	PCT	3FTM-A	PCT	FTM-A	PCT	OFF	DEF	TOT	AST	PF-D	ST	BL	PTS	AVG	HI
HOU - 1	8	63	7-16	.438	0-0	-	7-12	.583	5	17	22	1	13-0	0	2	21	2.6	7

COLE ALDRICH #31 — Kansas '10 (1st, 2010, New Orleans, 11th)

Born Oct. 31, 1988 in Burnsville, MN; 6-foot-11, 240 pounds. With Rockets: 2012-13; also played for Oklahoma City 2010-12; Sacramento 2012-13

									— Rebounds —									
Seasons	G	MIN	FGM-A	PCT	3FTM-A	PCT	FTM-A	PCT	OFF	DEF	TOT	AST	PF-D	ST	BL	PTS	AVG	HI
HOU - 1	30	213	23-43	.535	0-0	-	4-9	.444	12	45	57	6	41-0	3	9	50	1.7	6

Rafer Alston #12 — Fresno State '98 (2nd, 1998, Milwaukee, 39th)

Born July 24, 1976 in Queens, NY; 6-foot-2, 175 pounds. With Rockets: 2005-09; also played for Milwaukee 1999-02; Toronto 2002-03, 2004-05; Miami 2003-04, 2009-10; Orlando 2008-09; New Jersey 2009-10

									— Rebounds —									
Seasons	G	MIN	FGM-A	PCT	3FTM-A	PCT	FTM-A	PCT	OFF	DEF	TOT	AST	PF-D	ST	BL	PTS	AVG	HI
HOU - 4	267	9588	1220-3204	.381	517-1478	.350	413-566	.730	118	823	941	1519	600-6	385	50	3370	12.6	31
Playoffs																		
HOU - 2	11	435	46-122	.377	27-75	.360	14-18	.778	8	46	54	53	30-0	17	3	133	12.1	20

David Andersen #13 — Australia '02 (2nd, 2002, Atlanta, 37th)

Born June 23, 1980 in Carlton, Australia; 6-foot-11, 245 pounds. With Rockets: 2009-10; also played for Toronto 2010-11; New Orleans 2010-11

									— Rebounds —									
Seasons	G	MIN	FGM-A	PCT	3FTM-A	PCT	FTM-A	PCT	OFF	DEF	TOT	AST	PF-D	ST	BL	PTS	AVG	HI
HOU - 1	63	891	147-340	.432	27-78	.346	46-67	.687	54	154	208	44	119-0	15	12	367	5.8	19

Derek Anderson #8 — Kentucky '97 (1st, 1997, Cleveland, 13th)

Born July 18, 1974 in Louisville, KY; 6-foot-5, 195 pounds. With Rockets: 2005-06; also played for Cleveland 1997-99; L.A. Clippers 1999-00; San Antonio 2000-01; Portland 2001-05; Miami 2005-06; Charlotte 2006-08

									— Rebounds —									
Seasons	G	MIN	FGM-A	PCT	3FTM-A	PCT	FTM-A	PCT	OFF	DEF	TOT	AST	PF-D	ST	BL	PTS	AVG	HI
HOU - 1	20	582	68-173	.393	19-67	.284	61-73	.836	12	71	83	53	49-0	15	4	216	10.8	23

JAMES ANDERSON #5 — Oklahoma State '10 (1st, 2010, San Antonio, 20th)

Born March 25, 1989 in El Dorado, AR; 6-foot-6, 215 pounds. With Rockets: 2012-13; also played for San Antonio 2010-13

									— Rebounds —									
Seasons	G	MIN	FGM-A	PCT	3FTM-A	PCT	FTM-A	PCT	OFF	DEF	TOT	AST	PF-D	ST	BL	PTS	AVG	HI
HOU - 1	29	307	41-101	.406	16-49	.327	17-19	.895	15	43	58	33	18-0	12	3	115	4.0	14
Playoffs																		
HOU - 1	2	18	1-5	.200	0-3	.000	0-0	-	1	3	4	0	2-0	0	0	2	1.0	2

Richard Anderson #40 — UC-Santa Barbara '82 (2nd, 1982, L.A. Clippers, 32nd)

Born Nov. 19, 1960 in San Pedro, CA; 6-foot-10, 240 pounds. With Rockets: 1986-88; also played for San Diego 1982-83; Denver 1983-84; Portland 1987-89; Charlotte 1989-90

									— Rebounds —									
Seasons	G	MIN	FGM-A	PCT	3FTM-A	PCT	FTM-A	PCT	OFF	DEF	TOT	AST	PF-D	ST	BL	PTS	AVG	HI
HOU - 2	63	365	70-165	.424	10-31	.323	26-34	.765	33	63	96	37	41-0	8	3	176	2.8	10
Playoffs																		
HOU - 1	5	5	1-3	.333	1-2	.500	2-2	1.000	1	0	1	0	1-0	0	0	5	1.0	3

Shandon Anderson #40 — Georgia '96 (2nd, 1996, Utah, 54th)

Born Dec. 31, 1973 in Atlanta, GA; 6-foot-6, 210 pounds. With Rockets: 1999-2001; also played for Utah 1996-99; New York 2001-05; Miami 2004-06

									— Rebounds —									
Seasons	G	MIN	FGM-A	PCT	3FTM-A	PCT	FTM-A	PCT	OFF	DEF	TOT	AST	PF-D	ST	BL	PTS	AVG	HI
HOU - 2	164	5096	631-1368	.461	125-395	.316	332-441	.753	163	554	717	428	384-0	178	72	1719	10.5	35

TREVOR ARIZA #1 — UCLA '04 (2nd, 2004, New York, 43rd)

Born June 30, 1985 in Miami, FL; 6-foot-8, 210 pounds. With Rockets: 2009-10; also played for New York 2004-06; Orlando 2005-08; L.A. Lakers 2007-09; New Orleans 2010-12; Washington 2012-13

									— Rebounds —									
Seasons	G	MIN	FGM-A	PCT	3FTM-A	PCT	FTM-A	PCT	OFF	DEF	TOT	AST	PF-D	ST	BL	PTS	AVG	HI
HOU - 1	72	2629	394-999	.394	136-407	.334	148-228	.649	78	325	403	276	162-0	126	40	1072	14.9	33

Hilton Armstrong #3 — Connecticut '06 (1st, 2006, New Orleans/Okla. City, 12th)

Born Nov. 23, 1984 in Peekskill, NY; 6-foot-11, 235 pounds. With Rockets: 2009-10; also played for New Orleans/Oklahoma City 2006-07, New Orleans 2007-10; Sacramento 2009-10; Washington 2010-11; Atlanta 2010-11

									— Rebounds —									
Seasons	G	MIN	FGM-A	PCT	3FTM-A	PCT	FTM-A	PCT	OFF	DEF	TOT	AST	PF-D	ST	BL	PTS	AVG	HI
HOU - 1	9	40	5-17	.294	0-1	.000	0-2	.000	5	1	6	3	10-0	5	0	10	1.1	2

RON ARTEST (Metta World Peace) #96 — St. John's '99 (1st, 1999, Chicago, 16th)

Born Nov. 13, 1979 in Queensbridge, NY; 6-foot-7, 260 pounds. With Rockets: 2008-09; also played for Chicago 1999-2002; Indiana 2001-06; Sacramento 2005-08; L.A. Lakers 2009-13

									— Rebounds —									
Seasons	G	MIN	FGM-A	PCT	3FTM-A	PCT	FTM-A	PCT	OFF	DEF	TOT	AST	PF-D	ST	BL	PTS	AVG	HI
HOU - 1	69	2452	416-1037	.401	153-383	.399	196-262	.748	65	294	359	229	155-2	105	24	1181	17.1	32
Playoffs																		
HOU - 1	13	488	80-203	.394	23-83	.277	20-28	.714	12	44	56	54	27-0	14	3	203	15.6	27

OMER ASIK #3 — Turkey '08 (2nd, 2008, Portland, 36th)

Born July 4, 1986 in Bursa, Turkey; 7-foot-0, 255 pounds. With Rockets: 2012-13; also played for Chicago 2010-12

									— Rebounds —									
Seasons	G	MIN	FGM-A	PCT	3FTM-A	PCT	FTM-A	PCT	OFF	DEF	TOT	AST	PF-D	ST	BL	PTS	AVG	HI
HOU - 1	82	2464	332-614	.541	0-1	.000	168-299	.562	275	681	956	75	223-2	46	87	832	10.1	22
Playoffs																		
HOU - 1	6	208	22-39	.564	-	-	30-47	.638	21	46	67	3	22-0	3	10	74	12.3	21

Gus Bailey #22 — Texas-El Paso '74 (2nd, 1974, ROCKETS, 23rd)

Born Feb. 18, 1951 in Gibson, NC; deceased Nov. 28, 1988; 6-foot-5, 185 pounds. With Rockets: 1974-76; also played for New Orleans 1977-79; Washington 1979-80

									— Rebounds —									
Seasons	G	MIN	FGM-A	PCT	3FTM-A	PCT	FTM-A	PCT	OFF	DEF	TOT	AST	PF-D	ST	BL	PTS	AVG	HI
HOU - 2	77	708	79-203	.389	-	-	34-69	.493	43	89	132	100	85-1	31	24	192	2.5	14
Playoffs																		
HOU - 1	8	116	18-36	.500	-	-	9-10	.900	6	13	19	16	12-0	6	2	45	5.6	13

James Bailey #2 — Rutgers '79 (1st, 1979, Seattle, 6th)

Born May 21, 1957 in Dublin, GA; 6-foot-9, 220 pounds. With Rockets: 1982-84; also played for Seattle 1979-82; New Jersey 1981-83, 86-87; New York 1985-87; Phoenix 1987-88

									— Rebounds —									
Seasons	G	MIN	FGM-A	PCT	3FTM-A	PCT	FTM-A	PCT	OFF	DEF	TOT	AST	PF-D	ST	BL	PTS	AVG	HI
HOU - 2	142	2889	630-1273	.495	0-2	.000	362-512	.707	272	490	762	144	453-15	75	99	1622	11.4	34

Vin Baker #42 — Hartford '93 (1st, 1993, Milwaukee, 8th)

Born Nov. 23, 1971 in Lake Wales, FL; 6-foot-11, 240 pounds. With Rockets: 2004-05; also played for Milwaukee 1993-97; Seattle 1997-2002; Boston 2002-04; New York 2003-05; L.A. Clippers 2005-06

									— Rebounds —									
Seasons	G	MIN	FGM-A	PCT	3FTM-A	PCT	FTM-A	PCT	OFF	DEF	TOT	AST	PF-D	ST	BL	PTS	AVG	HI
HOU - 1	3	13	0-4	.000	0-0	.000	2-2	1.000	0	2	2	1	7-0	0	0	2	0.7	2

Tom Barker #15 — Hawaii '76 (4th, 1976, Atlanta, 53rd)

Born March 11, 1955 in Harlingen, TX; 6-foot-11, 230 pounds. With Rockets: 1978-79; also played for Atlanta 1976-77; Boston 1978-79; New York 1978-79

									— Rebounds —									
Seasons	G	MIN	FGM-A	PCT	3FTM-A	PCT	FTM-A	PCT	OFF	DEF	TOT	AST	PF-D	ST	BL	PTS	AVG	HI
HOU - 1	5	16	3-6	.500	-	-	2-2	1.000	2	4	6	0	5-0	0	0	8	1.6	4

Charles Barkley #4 — Auburn '84 (1st, 1984, Philadelphia, 5th)

Born Feb. 20, 1963 in Leeds, AL; 6-foot-6, 252 pounds. With Rockets: 1996-2000; also played for Philadelphia 1984-92; Phoenix 1992-96; inducted into the Basketball Hall of Fame (2006); studio analyst for TNT

									— Rebounds —									
Seasons	G	MIN	FGM-A	PCT	3FTM-A	PCT	FTM-A	PCT	OFF	DEF	TOT	AST	PF-D	ST	BL	PTS	AVG	HI
HOU - 4	183	6398	1042-2160	.482	86-340	.253	847-1189	.712	691	1544	2235	720	477-4	197	70	3017	16.5	43
Playoffs																		
HOU - 3	24	849	134-289	.464	13-47	.277	135-185	.730	82	186	268	73	76-2	30	9	416	17.3	30

Harry Barnes #30 — Northeastern '68 (4th, 1968, ROCKETS, 37th)

Born July 25, 1945; 6-foot-3, 205 pounds. With Rockets: 1968-69

									— Rebounds —									
Seasons	G	MIN	FGM-A	PCT	3FTM-A	PCT	FTM-A	PCT	OFF	DEF	TOT	AST	PF-D	ST	BL	PTS	AVG	HI
SD - 1	22	126	18-64	.281	-	-	7-13	.538	-	-	26	5	25-0	-	-	43	2.0	8

Jim Barnett #33 — Oregon '66 (1st, 1966, Boston, 8th)

Born July 7, 1944 in Greenville, SC; 6-foot-4, 175 pounds. With Rockets: 1967-70; also played for Boston 1966-67; Portland 1970-71; Golden State 1971-74; New Orleans 1974-75; New York 1974-76; Philadelphia 1976-77; analyst for Golden State telecasts

									— Rebounds —									
Seasons	G	MIN	FGM-A	PCT	3FTM-A	PCT	FTM-A	PCT	OFF	DEF	TOT	AST	PF-D	ST	BL	PTS	AVG	HI
SD - 3	207	5519	1094-2547	.430	-	-	606-794	.763	-	-	822	760	563-5	-	-	2794	13.5	42
Playoffs																		
SD - 1	6	51	9-23	.391	-	-	7-8	.875	-	-	3	7	5-0	-	-	25	4.2	10

John Barnhill #30 — Tennessee State '59 (11th, 1959, St. Louis, 79th)

Born March 30, 1938; 6-foot-1, 180 pounds. With Rockets: 1967-68; also played for St. Louis 1962-66; Detroit 1965-66; Baltimore 1966-67, 1968-69

									— Rebounds —									
Seasons	G	MIN	FGM-A	PCT	3FTM-A	PCT	FTM-A	PCT	OFF	DEF	TOT	AST	PF-D	ST	BL	PTS	AVG	HI
SD - 1	75	1883	295-700	.421	-	-	154-234	.658	-	-	173	259	143-1	-	-	744	9.9	26

Andre Barrett #12 — Seton Hall '04 (Signed Free Agent, ROCKETS; Oct. 28, 2004)

Born Feb. 21, 1982 in Bronx, NY; 5-foot-10, 173 pounds. With Rockets: 2004-05; also played for Orlando 2004-05; Phoenix 2005-06; Toronto 2005-06; Chicago 2006-07; L.A. Clippers 2007-08

									— Rebounds —									
Seasons	G	MIN	FGM-A	PCT	3FTM-A	PCT	FTM-A	PCT	OFF	DEF	TOT	AST	PF-D	ST	BL	PTS	AVG	HI
HOU - 1	27	314	20-69	.290	9-37	.243	7-10	.700	5	14	19	42	35-0	14	0	56	2.1	14

Brent Barry #17 — Oregon State '95 (1st, 1995, Denver, 15th)

Born Dec. 31, 1971 in Hempstead, NY; 6-foot-7, 210 pounds. With Rockets: 2008-09; also played for L.A. Clippers 1995-98; Miami 1997-98; Chicago 1998-99; Seattle 1999-2004; San Antonio 2004-08; analyst for NBA TV; son of Basketball Hall of Famer Rick Barry

									— Rebounds —									
Seasons	G	MIN	FGM-A	PCT	3FTM-A	PCT	FTM-A	PCT	OFF	DEF	TOT	AST	PF-D	ST	BL	PTS	AVG	HI
HOU - 1	56	857	70-172	.407	49-131	.374	19-20	.950	17	77	94	78	45-0	24	3	208	3.7	11
Playoffs																		
HOU - 1	4	35	5-10	.500	3-8	.375	0-0	.000	0	4	4	3	3-0	2	0	13	3.3	8

Jon Barry #20 — Georgia Tech '92 (1st, 1992, Boston, 21st)

Born July 25, 1969 in Oakland, CA; 6-foot-5, 208 pounds. With Rockets: 2004-06; also played for Milwaukee 1992-95; Golden State 1995-96; Atlanta 1996-97, 2004-05; L.A. Lakers 1997-98; Sacramento 1998-2001; Detroit 2001-03; Denver 2003-04; analyst for ABC/ESPN; son of Basketball Hall of Famer Rick Barry

									— Rebounds —									
Seasons	G	MIN	FGM-A	PCT	3FTM-A	PCT	FTM-A	PCT	OFF	DEF	TOT	AST	PF-D	ST	BL	PTS	AVG	HI
HOU - 2	73	1572	155-356	.435	72-165	.436	76-87	.874	23	146	169	165	92-0	59	8	458	6.3	24
Playoffs																		
HOU - 1	7	183	21-48	.438	11-23	.478	7-8	.875	1	28	29	9	13-0	5	0	60	8.6	16

Rick Barry #2, #4 — Miami '65 (2nd, 1965, Golden State, 9th)

Born March 28, 1944 in Elizabeth, NJ; 6-foot-7, 220 pounds. With Rockets: 1978-80; also played for Golden State 1965-67, 1972-78; Oakland (ABA) 1968-69; Washington (ABA) 1969-70; New York (ABA) 1970-72; inducted into Basketball Hall of Fame (1987); head coach Fort Wayne Fury (CBA) 1992-93; father of Brent and Jon Barry

									— Rebounds —									
Seasons	G	MIN	FGM-A	PCT	3FTM-A	PCT	FTM-A	PCT	OFF	DEF	TOT	AST	PF-D	ST	BL	PTS	AVG	HI
HOU - 2	152	4382	786-1771	.444	73-221	.330	303-322	.941	93	420	513	770	377-0	175	66	1948	12.8	38
Playoffs																		
HOU - 2	8	144	20-58	.345	3-12	.250	14-14	1.000	2	12	14	24	19-0	1	1	57	7.1	15

SHANE BATTIER #31 — Duke '01 (1st, 2001, Memphis, 6th)

Born Sept. 9, 1978 in Birmingham, MI; 6-foot-8, 220 pounds. With Rockets: 2006-11; also played for Memphis 2001-06, 2010-11; Miami 2011-13

									— Rebounds —									
Seasons	G	MIN	FGM-A	PCT	3FTM-A	PCT	FTM-A	PCT	OFF	DEF	TOT	AST	PF-D	ST	BL	PTS	AVG	HI
HOU - 5	348	11912	1066-2482	.429	576-1483	.388	344-463	.743	382	1241	1623	784	766-4	310	351	3052	8.8	28
Playoffs																		
HOU - 3	26	1014	76-177	.429	48-122	.393	37-42	.881	31	74	105	49	72-0	32	21	237	9.1	23

Lonny Baxter #35 — Maryland '02 (2nd, 2002, Chicago, 44th)

Born Jan. 27, 1979 in Silver Spring, MD; 6-foot-8, 261 pounds. With Rockets: 2005-06; also played for Chicago 2002-04; Toronto 2003-04; Washington 2003-04; New Orleans 2004-05; Charlotte 2005-06

									— Rebounds —									
Seasons	G	MIN	FGM-A	PCT	3FTM-A	PCT	FTM-A	PCT	OFF	DEF	TOT	AST	PF-D	ST	BL	PTS	AVG	HI
HOU - 1	23	281	33-72	.458	0-0	.000	16-19	.842	38	46	84	2	48-1	9	7	82	3.6	18

Ron Behagen #34 — Minnesota '73 (1st, 1973, Kansas City-Omaha, 7th)

Born Jan. 19, 1951 in New York, NY; 6-foot-9, 235 pounds. With Rockets: 1977-78; also played for Kansas City 1973-75, 1978-79; New Orleans 1975-77; Atlanta 1977-78; Indiana 1977-78; Detroit 1978-79; New York 1978-79; Washington 1979-80

									— Rebounds —									
Seasons	G	MIN	FGM-A	PCT	3FTM-A	PCT	FTM-A	PCT	OFF	DEF	TOT	AST	PF-D	ST	BL	PTS	AVG	HI
HOU - 1	3	33	7-11	.636	-	-	0-1	.000	2	5	7	2	6-0	0	0	14	4.7	8

Elmer Bennett #6 — Notre Dame '92 (2nd, 1992, Atlanta, 38th)

Born Feb. 13, 1970 in Evanston, IL; 6-foot, 171 pounds. With Rockets: 1996-97; also played for Cleveland 1994-95; Philadelphia 1995-96; Denver 1996-97

									— Rebounds —									
Seasons	G	MIN	FGM-A	PCT	3FTM-A	PCT	FTM-A	PCT	OFF	DEF	TOT	AST	PF-D	ST	BL	PTS	AVG	HI
HOU - 1	4	16	2-6	.333	1-3	.333	5-6	.833	0	1	1	4	1-0	2	0	10	2.5	4

Walter Berry #6 — St. John's '86 (1st, 1986, Portland, 14th)

Born May 14, 1964 in Harlem, NY; 6-foot-8, 215 pounds. With Rockets: 1988-89; also played for Portland 1986; San Antonio 1986-88; New Jersey 1988-89

									— Rebounds —									
Seasons	G	MIN	FGM-A	PCT	3FTM-A	PCT	FTM-A	PCT	OFF	DEF	TOT	AST	PF-D	ST	BL	PTS	AVG	HI
HOU - 1	40	799	146-270	.541	1-2	.500	57-80	.713	54	98	152	57	114-1	19	35	350	8.8	18
Playoffs																		
HOU - 1	4	57	13-26	.500	0-0	.000	7-8	.875	3	6	9	5	8-0	2	1	33	8.3	11

PATRICK BEVERLEY #12 — Arkansas '09 (2nd, 2009, L.A. Lakers, 42nd)

Born July 12, 1988 in Chicago, IL; 6-foot-1, 185 pounds. With Rockets: 2012-13

									— Rebounds —									
Seasons	G	MIN	FGM-A	PCT	3FTM-A	PCT	FTM-A	PCT	OFF	DEF	TOT	AST	PF-D	ST	BL	PTS	AVG	HI
HOU - 1	41	713	79-189	.418	36-96	.375	34-41	.829	45	64	109	117	83-0	37	21	228	5.6	15
Playoffs																		
HOU - 1	6	200	28-65	.431	8-24	.333	7-7	1.000	11	22	33	17	24-0	7	4	71	11.8	16

John Block #34 — Southern California '66 (3rd, 1966, L.A. Lakers, 27th)

Born April 16, 1944 in Los Angeles, CA; 6-foot-10, 220 pounds. With Rockets: 1967-71; also played for L.A. Lakers 1966-67; Milwaukee 1971-72; Philadelphia 1972-73; Kansas City 1972-74; New Orleans 1974-75; Chicago 1974-76

									— Rebounds —									
Seasons	G	MIN	FGM-A	PCT	3FTM-A	PCT	FTM-A	PCT	OFF	DEF	TOT	AST	PF-D	ST	BL	PTS	AVG	HI
SD - 4	285	7910	1512-3535	.428	-	-	1114-1431	.778	-	-	2325	447	906-7	-	-	4138	14.5	36
Playoffs																		
SD - 1	5	97	24-45	.533	-	-	14-18	.778	-	-	14	3	18-0	-	-	62	12.4	20

KEITH BOGANS #10 — Kentucky '03 (2nd, 2003, Milwaukee, 43rd)

Born May 12, 1980 in Washington, DC; 6-foot-5, 215 pounds. With Rockets: 2005-06; also played for Orlando 2003-04, 2006-09; Charlotte 2004-06; Milwaukee 2008-09; San Antonio 2009-10; Chicago 2010-11; New Jersey/Brooklyn 2011-13

									— Rebounds —									
Seasons	G	MIN	FGM-A	PCT	3FTM-A	PCT	FTM-A	PCT	OFF	DEF	TOT	AST	PF-D	ST	BL	PTS	AVG	HI
HOU - 1	33	1064	101-256	.395	32-102	.314	47-81	.580	26	123	149	83	89-1	32	6	281	8.5	20

Phil Bond #30 — Louisville '77 (3rd, 1977, ROCKETS, 62nd)

Born July 27, 1954 in Louisville, KY; 6-foot-2, 175 pounds. With Rockets: 1977-78

									— Rebounds —									
Seasons	G	MIN	FGM-A	PCT	3FTM-A	PCT	FTM-A	PCT	OFF	DEF	TOT	AST	PF-D	ST	BL	PTS	AVG	HI
HOU - 1	7	21	2-6	.333	-	-	0-0	.000	1	3	4	2	1-0	1	0	4	0.6	2

Melvin Booker #9 — Missouri '94 (Signed Free Agent, ROCKETS; March 5, 1996)

Born Aug. 20, 1972 in Pascagoula, MS; 6-foot-1; 188 pounds. With Rockets: 1995-96; also played for Denver 1996-97; Golden State 1996-97

									— Rebounds —									
Seasons	G	MIN	FGM-A	PCT	3FTM-A	PCT	FTM-A	PCT	OFF	DEF	TOT	AST	PF-D	ST	BL	PTS	AVG	HI
HOU - 1	11	131	16-50	.320	3-19	.158	9-11	.818	1	8	9	21	18-0	5	1	44	4.0	9

Ryan Bowen #40 — Iowa '98 (2nd, 1998, Denver, 55th)

Born Nov. 20, 1975 in Fort Madison, IA; 6-foot-9, 218 pounds. With Rockets: 2004-06; also played for Denver 1999-04; New Orleans 2007-09; Oklahoma City 2009-10; NBA scout with Denver 2011-13; assistant coach Sacramento 2013-14

									— Rebounds —									
Seasons	G	MIN	FGM-A	PCT	3FTM-A	PCT	FTM-A	PCT	OFF	DEF	TOT	AST	PF-D	ST	BL	PTS	AVG	HI
HOU - 2	134	1256	84-235	.357	6-28	.214	25-35	.714	52	112	164	42	146-0	44	11	199	1.5	14
Playoffs																		
HOU - 1	7	125	8-25	.320	0-0	.000	2-3	.667	7	7	14	6	23-2	6	0	18	2.6	7

Anthony Bowie #25 — Oklahoma '86 (3rd, 1986, ROCKETS, 66th)

Born Nov. 9, 1963 in Tulsa, OK; 6-foot-6, 190 pounds. With Rockets: 1989-90; also played for San Antonio 1988-89; Orlando 1991-96; New York 1997-98

									— Rebounds —									
Seasons	G	MIN	FGM-A	PCT	3FTM-A	PCT	FTM-A	PCT	OFF	DEF	TOT	AST	PF-D	ST	BL	PTS	AVG	HI
HOU - 1	66	918	119-293	.406	6-21	.286	40-54	.741	36	82	118	96	80-0	42	5	284	4.3	18
Playoffs																		
HOU - 1	2	4	0-1	.000	0-0	.000	0-0	.000	0	0	0	0	1-0	0	0	0	0.0	0

Earl Boykins #6 — Eastern Michigan '98 (Signed Free Agent, New Jersey; Jan. 21, 1999)

Born June 2, 1976 in Cleveland, OH; 5-foot-5, 133 pounds. With Rockets: 2011-12; also played for New Jersey 1998-99; Cleveland 1998-99, 1999-2000; Orlando 1999-2000; L.A. Clippers 2000-02; Golden State 2002-03; Denver 2003-07; Milwaukee 2006-07, 2010-11; Charlotte 2007-08; Washington 2009-10

									— Rebounds —									
Seasons	G	MIN	FGM-A	PCT	3FTM-A	PCT	FTM-A	PCT	OFF	DEF	TOT	AST	PF-D	ST	BL	PTS	AVG	HI
HOU - 1	8	111	12-36	.333	2-9	.222	13-15	.867	0	11	11	17	5-0	1	0	39	4.9	10

Alonzo Bradley #30, #22 — Texas Southern '77 (2nd, 1977, Indiana, 29th)

Born Oct. 16, 1953 in Utica, MS; 6-foot-6, 190 pounds. With Rockets: 1977-80

									— Rebounds —									
Seasons	G	MIN	FGM-A	PCT	3FTM-A	PCT	FTM-A	PCT	OFF	DEF	TOT	AST	PF-D	ST	BL	PTS	AVG	HI
HOU - 3	99	1139	184-440	.418	1-1	1.000	71-101	.703	39	112	151	74	125-1	24	7	440	4.4	20
Playoffs																		
HOU - 2	5	16	6-9	.667	1-1	1.000	3-5	.600	1	2	3	1	2-0	1	0	16	3.2	7

Torraye Braggs #32 — Xavier '98 (2nd, 1998, Utah, 57th)

Born May 15, 1976 in Fresno, CA; 6-foot-8, 245 pounds; With Rockets: 2003-05; also played for Washington 2003-04

									— Rebounds —									
Seasons	G	MIN	FGM-A	PCT	3FTM-A	PCT	FTM-A	PCT	OFF	DEF	TOT	AST	PF-D	ST	BL	PTS	AVG	HI
HOU - 2	18	156	16-35	.457	0-0	.000	8-12	.667	22	24	46	6	25-0	4	2	40	2.2	6

Tim Breaux #15 — Wyoming '92 (Signed Free Agent, ROCKETS; Aug. 26, 1994)

Born Sept. 19, 1970 in Baton Rouge, LA; 6-foot-7, 215 pounds; With Rockets: 1994-96; also played for Milwaukee 1997-98

									— Rebounds —									
Seasons	G	MIN	FGM-A	PCT	3FTM-A	PCT	FTM-A	PCT	OFF	DEF	TOT	AST	PF-D	ST	BL	PTS	AVG	HI
HOU - 2	96	910	104-282	.369	21-71	.296	60-94	.638	38	56	94	39	67-0	22	12	289	3.0	17

Tyrone Britt #31 — Johnson C. Smith [NC] '67 (Signed Free Agent, ROCKETS; Sept. 1, 1967)

Born April 18, 1944; 6-foot-5, 200 pounds. With Rockets: 1967-68

									— Rebounds —									
Seasons	G	MIN	FGM-A	PCT	3FTM-A	PCT	FTM-A	PCT	OFF	DEF	TOT	AST	PF-D	ST	BL	PTS	AVG	HI
SD - 1	11	84	13-34	.382	-	-	2-3	.667	-	-	15	12	10-0	-	-	28	2.5	8

AARON BROOKS #0 — Oregon '07 (1st, 2007, ROCKETS, 26th)

Born Jan. 14, 1985 in Seattle, WA; 6-foot, 161 pounds. With Rockets: 2007-11, 2012-13; also played for Phoenix 2010-11; Sacramento 2012-13

									— Rebounds —									
Seasons	G	MIN	FGM-A	PCT	3FTM-A	PCT	FTM-A	PCT	OFF	DEF	TOT	AST	PF-D	ST	BL	PTS	AVG	HI
HOU - 5	254	6375	1122-2739	.410	408-1119	.365	514-602	.854	112	369	481	894	494-5	150	32	3166	12.5	43
Playoffs																		
HOU - 3	25	561	98-229	.428	28-83	.337	49-62	.790	7	42	49	58	43-0	6	4	273	10.9	34

Scott Brooks #1 — UC-Irvine '87 (Signed Free Agent, Philadelphia; Sept. 23, 1988)

Born July 31, 1965 in French Camp, CA; 5-foot-11, 165 pounds. With Rockets: 1992-95; also played for Philadelphia 1988-90; Minnesota 1990-92; Dallas 1995-96; New York 1996-97; Cleveland 1997-98; assistant coach Denver 2003-06; assistant coach Sacramento 2006-07; assistant coach Seattle/Oklahoma City 2007-09; head coach Oklahoma City 2008-14

									— Rebounds —									
Seasons	G	MIN	FGM-A	PCT	3FTM-A	PCT	FTM-A	PCT	OFF	DEF	TOT	AST	PF-D	ST	BL	PTS	AVG	HI
HOU - 3	183	2927	360-739	.487	72-177	.407	204-241	.846	33	181	214	414	248-0	138	6	996	5.4	23
Playoffs																		
HOU - 2	17	220	21-48	.438	6-14	.429	10-14	.714	2	10	12	34	24-0	9	0	58	3.4	10

Chucky Brown #52 — North Carolina State '89 (2nd, 1989, Cleveland, 43rd)

Born Feb. 29, 1968 in New York, NY; 6-foot-8, 215 pounds. With Rockets: 1994-96; also played for Cleveland 1989-91, 2000-01; L.A. Lakers 1991-92; New Jersey 1992-93; Dallas 1994; Phoenix 1996-97; Milwaukee 1996-97; Atlanta 1997-98; Charlotte 1998-2000; San Antonio 1999-2000; Golden State 2000-01; Sacramento 2001-02; assistant coach Roanoke (D-League) 2004-06; assistant coach Los Angeles (D-League) 2006-09; head coach Los Angeles (D-League) 2009-10

									— Rebounds —									
Seasons	G	MIN	FGM-A	PCT	3FTM-A	PCT	FTM-A	PCT	OFF	DEF	TOT	AST	PF-D	ST	BL	PTS	AVG	HI
HOU - 2	123	2833	405-729	.556	2-11	.182	142-212	.670	198	432	630	119	268-0	58	52	954	7.8	19
Playoffs																		
HOU - 2	29	494	59-121	.488	1-2	.500	40-55	.727	26	63	89	12	63-2	12	2	159	5.5	16

Tierre Brown #10 — McNeese State '01 (Signed Free Agent, ROCKETS; Sept. 26, 2001)

Born June 3, 1979 in Iowa, LA; 6-foot-2, 189 pounds. With Rockets: 2001-02; also played for Cleveland 2002-03; New Orleans 2003-04; L.A. Lakers 2004-05

									— Rebounds —									
Seasons	G	MIN	FGM-A	PCT	3FTM-A	PCT	FTM-A	PCT	OFF	DEF	TOT	AST	PF-D	ST	BL	PTS	AVG	HI
HOU - 1	40	403	49-115	.426	4-12	.333	21-28	.750	12	30	42	70	26-0	19	3	123	3.1	16

Tony Brown #35 — Arkansas '82 (4th, 1982, New Jersey, 82nd)

Born July 29, 1960 in Chicago, IL; 6-foot-6, 195 pounds. With Rockets: 1988-89; also played for Indiana 1984-85; Chicago 1985-86; New Jersey 1986-87; Milwaukee 1989-90; L.A. Lakers 1990-91; Utah 1990-91; L.A. Clippers 1991-92, 2009-10; Seattle 1991-92; assistant coach Portland 1997-2001; assistant coach Detroit 2001-03; assistant coach Toronto 2003-04; assistant coach Boston 2004-07; assistant coach Milwaukee 2007-08; assistant coach Dallas 2011-14

									— Rebounds —									
Seasons	G	MIN	FGM-A	PCT	3FTM-A	PCT	FTM-A	PCT	OFF	DEF	TOT	AST	PF-D	ST	BL	PTS	AVG	HI
HOU - 1	14	91	14-45	.311	2-9	.222	6-8	.750	7	8	15	5	14-0	3	0	36	2.6	14

Rick Brunson #9 — Temple '95 (Signed Free Agent, Portland; Dec. 2, 1997)

Born June 14, 1972 in Syracuse, NY; 6-foot-4, 190 pounds. With Rockets: 2005-06; also played for Portland 1997-98, 2001-02; New York 1998-00, 2000-01; Boston 2000-01; Chicago 2002-03, 2003-04; Toronto 2003-04; L.A. Clippers 2004-05; Seattle 2005-06; player development coach Denver 2006-07; assistant coach Chicago 2010-12; assistant coach Charlotte 2012-13

									— Rebounds —									
Seasons	G	MIN	FGM-A	PCT	3FTM-A	PCT	FTM-A	PCT	OFF	DEF	TOT	AST	PF-D	ST	BL	PTS	AVG	HI
HOU - 1	23	215	16-46	.348	5-12	.417	7-12	.583	1	19	20	33	21-0	8	1	44	1.9	10

Joe Bryant #22 — LaSalle '75 (1st, 1975, Golden State, 14th)

Born Oct. 19, 1954 in Philadelphia, PA; 6-foot-9, 225 pounds. With Rockets: 1982-83; also played for Philadelphia 1975-79; San Diego 1979-82; head coach L.A. Sparks (WNBA) 2005-06, 2011; father of Kobe Bryant (L.A. Lakers)

									— Rebounds —									
Seasons	G	MIN	FGM-A	PCT	3FTM-A	PCT	FTM-A	PCT	OFF	DEF	TOT	AST	PF-D	ST	BL	PTS	AVG	HI
HOU - 1	81	2055	344-768	.448	8-36	.222	116-165	.703	88	189	277	186	258-4	82	30	812	10.0	28

Mark Bryant #2 — Seton Hall '88 (1st, 1988, Portland, 21st)

Born April 25, 1965 in Glen Ridge, NJ; 6-foot-9, 245 pounds. With Rockets: 1995-96; also played for Portland 1988-95; Phoenix 1996-98; Chicago 1998-99; Cleveland 1999-2001; Dallas 2000-01; San Antonio 2001-02; Boston 2002-03; Denver 2002-03; assistant coach Orlando 2005-07; assistant coach Seattle/Oklahoma City 2007-14

									— Rebounds —									
Seasons	G	MIN	FGM-A	PCT	3FTM-A	PCT	FTM-A	PCT	OFF	DEF	TOT	AST	PF-D	ST	BL	PTS	AVG	HI
HOU - 1	71	1587	242-446	.543	0-2	.000	127-177	.718	131	220	351	52	234-4	31	19	611	8.6	30
Playoffs																		
HOU - 1	8	145	21-35	.600	0-0	.000	12-15	.800	7	20	27	4	21-0	1	2	54	6.8	21

CHASE BUDINGER #10 — Arizona '09 (2nd, 2009, Detroit, 44th)

Born May 22, 1988 in San Diego, CA; 6-foot-7, 218 pounds. With Rockets: 2009-12; also played for Minnesota 2012-13

									— Rebounds —									
Seasons	G	MIN	FGM-A	PCT	3FTM-A	PCT	FTM-A	PCT	OFF	DEF	TOT	AST	PF-D	ST	BL	PTS	AVG	HI
HOU - 3	210	4524	736-1692	.435	269-742	.363	239-295	.810	128	590	718	289	264-0	104	36	1980	9.4	35

Matt Bullard #50 — Iowa '90 (Signed Free Agent, ROCKETS; Aug. 22, 1990)

Born June 5, 1967 in West Des Moines, IA; 6-foot-10, 235 pounds. With Rockets: 1990-94, 1996-2001; also played for Atlanta 1995-96; Charlotte 2001-02; analyst for Rockets telecasts 2005-14

									— Rebounds —									
Seasons	G	MIN	FGM-A	PCT	3FTM-A	PCT	FTM-A	PCT	OFF	DEF	TOT	AST	PF-D	ST	BL	PTS	AVG	HI
HOU - 9	538	8074	1110-2630	.422	557-1432	.389	214-282	.759	250	866	1116	501	696-1	167	106	2991	5.6	28
Playoffs																		
HOU - 5	31	309	34-83	.410	23-51	.451	16-18	.889	10	33	43	19	23-0	6	7	107	3.5	12

Adrian Caldwell #44 — Lamar '89 (Signed Free Agent, ROCKETS; Aug. 2, 1989)

Born July 4, 1966 in Corpus Christi, TX; 6-foot-9, 255 pounds. With Rockets: 1989-91; 1994-95; also played for Indiana 1995-96; New Jersey 1996-97; Philadelphia 1996-97; Dallas 1997-98

									— Rebounds —									
Seasons	G	MIN	FGM-A	PCT	3FTM-A	PCT	FTM-A	PCT	OFF	DEF	TOT	AST	PF-D	ST	BL	PTS	AVG	HI
HOU - 3	100	704	78-163	.479	0-1	.000	23-51	.451	80	139	219	15	110-0	31	28	179	1.8	11
Playoffs																		
HOU - 1	1	1	0-0	.000	0-0	.000	0-0	.000	0	0	0	0	0-0	0	0	0	0.0	0

MARCUS CAMBY #29 — Massachusetts '96 (1st, 1996, Toronto, 2nd)

Born March 22, 1974 in Hartford, CT; 6-foot-11, 235 pounds. With Rockets: 2011-12; also played for Toronto 1996-98; New York 1998-2002, 2012-13; Denver 2002-08; L.A. Clippers 2008-10; Portland 2009-12

									— Rebounds —									
Seasons	G	MIN	FGM-A	PCT	3FTM-A	PCT	FTM-A	PCT	OFF	DEF	TOT	AST	PF-D	ST	BL	PTS	AVG	HI
HOU - 1	19	458	61-126	.484	2-5	.400	11-26	.423	52	124	176	32	38-0	17	29	135	7.1	14

Antoine Carr #55 — Wichita State '83 (1st, 1983, Detroit, 8th)

Born July 23, 1961 in Oklahoma City, OK; 6-foot-9, 270 pounds. With Rockets: 1998-99; also played for Atlanta 1984-90; Sacramento 1990-91; San Antonio 1991-94; Utah 1994-98; Vancouver 1999-2000

									— Rebounds —									
Seasons	G	MIN	FGM-A	PCT	3FTM-A	PCT	FTM-A	PCT	OFF	DEF	TOT	AST	PF-D	ST	BL	PTS	AVG	HI
HOU - 1	18	152	21-52	.404	0-1	.000	5-7	.714	9	22	31	9	31-0	1	10	47	2.6	7
Playoffs																		
HOU - 1	4	37	4-11	.364	0-0	.000	0-0	.000	3	4	7	4	19-1	0	1	8	2.0	4

DeMARRE CARROLL #0 — Missouri '09 (1st, 2009, Memphis, 27th)

Born July 27, 1986 in Birmingham, AL; 6-foot-8, 212 pounds. With Rockets: 2010-11; also played for Memphis 2009-11; Denver 2011-12; Utah 2011-13

									— Rebounds —									
Seasons	G	MIN	FGM-A	PCT	3FTM-A	PCT	FTM-A	PCT	OFF	DEF	TOT	AST	PF-D	ST	BL	PTS	AVG	HI
HOU - 1	5	11	0-3	.000	0-0	.000	0-0	.000	0	0	0	2	0-0	0	0	0	0.0	0

Joe Barry Carroll #2 — Purdue '80 (1st, 1980, Golden State, 1st)

Born July 24, 1958 in Pine Bluff, AR; 7-foot-1, 255 pounds. With Rockets: 1987-88; also played for Golden State 1980-84, 1985-87; New Jersey 1988-90; Denver 1990; Phoenix 1990-91

									— Rebounds —									
Seasons	G	MIN	FGM-A	PCT	3FTM-A	PCT	FTM-A	PCT	OFF	DEF	TOT	AST	PF-D	ST	BL	PTS	AVG	HI
HOU - 1	63	1596	323-715	.452	0-1	.000	113-151	.748	110	286	396	94	149-0	37	81	759	12.0	29
Playoffs																		
HOU - 1	4	116	18-47	.383	0-0	.000	8-10	.800	8	11	19	2	12-0	3	1	44	11.0	16

Sam Cassell #10 — Florida State '93 (1st, 1993, ROCKETS, 24th)

Born Nov. 18, 1969 in Baltimore, MD; 6-foot-3, 185 pounds. With Rockets: 1993-96; also played for Phoenix 1996-97; Dallas 1996-97; New Jersey 1996-99; Milwaukee 1998-2003; Minnesota 2003-05; L.A. Clippers 2005-08; Boston 2007-08; assistant coach Washington 2009-14

									— Rebounds —									
Seasons	G	MIN	FGM-A	PCT	3FTM-A	PCT	FTM-A	PCT	OFF	DEF	TOT	AST	PF-D	ST	BL	PTS	AVG	HI
HOU - 3	209	4686	704-1639	.430	162-489	.331	539-646	.834	114	419	533	875	511-6	206	25	2109	10.1	31
Playoffs																		
HOU - 3	52	1169	163-410	.398	49-134	.366	158-188	.840	28	90	118	216	148-2	48	8	533	10.3	31

Kelvin Cato #13 — Iowa State '97 (1st, 1997, Dallas, 15th)

Born Aug. 26, 1974 in Atlanta, GA; 6-foot-11, 275 pounds. With Rockets: 1999-2004; also played for Portland 1997-99; Orlando 2004-06; Detroit 2005-06; New York 2006-07

									— Rebounds —									
Seasons	G	MIN	FGM-A	PCT	3FTM-A	PCT	FTM-A	PCT	OFF	DEF	TOT	AST	PF-D	ST	BL	PTS	AVG	HI
HOU - 5	317	7112	764-1455	.525	0-9	.000	447-725	.617	610	1345	1955	158	851-7	176	431	1975	6.2	27
Playoffs																		
HOU - 1	5	148	13-22	.591	0-0	.000	3-7	.429	14	20	34	2	18-1	5	4	29	5.8	12

Derrick Chievous #3 — Missouri '88 (1st, 1988, ROCKETS, 16th)

Born July 3, 1967 in Jamaica, NY; 6-foot-7, 220 pounds. With Rockets: 1988-90; also played for Cleveland 1990-91

									— Rebounds —									
Seasons	G	MIN	FGM-A	PCT	3FTM-A	PCT	FTM-A	PCT	OFF	DEF	TOT	AST	PF-D	ST	BL	PTS	AVG	HI
HOU - 2	122	2031	367-812	.452	8-32	.250	252-331	.761	142	189	331	104	220-1	71	15	994	8.2	27
Playoffs																		
HOU - 1	4	40	5-17	.294	0-0	.000	8-10	.800	5	1	6	2	7-0	1	1	18	4.5	10

Pete Chilcutt #32 — North Carolina '91 (1st, 1991, Sacramento, 27th)

Born Sept. 14, 1968 in Sumter, SC; 6-foot-10, 232 pounds. With Rockets: 1994-96; also played for Sacramento 1991-94; Detroit 1993-94; Vancouver 1996-99; Cleveland 1999-2000; L.A. Clippers 1999-2000; Utah 1999-2000

									— Rebounds —									
Seasons	G	MIN	FGM-A	PCT	3FTM-A	PCT	FTM-A	PCT	OFF	DEF	TOT	AST	PF-D	ST	BL	PTS	AVG	HI
HOU - 2	142	1998	219-507	.432	72-184	.391	48-68	.706	157	316	473	92	182-0	44	57	558	3.9	25
Playoffs																		
HOU - 2	21	333	32-68	.471	14-37	.378	14-19	.737	17	44	61	18	39-0	7	4	92	4.4	13

E.C. Coleman #44, #12 — Houston Baptist '73 (3rd, 1973, ROCKETS, 51st)

Born Sept. 25, 1950 in Flora, MS; 6-foot-8, 225 pounds. With Rockets: 1973-74, 1978-79; also played for New Orleans 1974-77; Golden State 1977-78

									— Rebounds —									
Seasons	G	MIN	FGM-A	PCT	3FTM-A	PCT	FTM-A	PCT	OFF	DEF	TOT	AST	PF-D	ST	BL	PTS	AVG	HI
HOU - 2	64	1114	133-257	.518	-	-	48-75	.640	82	177	259	77	173-4	39	20	314	4.9	19

Jason Collier #52 — Georgia Tech '00 (1st, 2000, Milwaukee, 15th)

Born Sept. 8, 1977 in Springfield, OH; deceased Oct. 15, 2005; 7-foot, 260 pounds. With Rockets: 2000-03; also played for Atlanta 2003-05

									— Rebounds —									
Seasons	G	MIN	FGM-A	PCT	3FTM-A	PCT	FTM-A	PCT	OFF	DEF	TOT	AST	PF-D	ST	BL	PTS	AVG	HI
HOU - 3	61	691	85-202	.421	0-2	.000	43-58	.741	55	93	148	16	77-1	10	8	213	3.5	12

Sean Colson #20 — Charlotte '98 (Signed Free Agent, Atlanta; Jan. 18, 2001)

Born July 1, 1975 in Philadelphia, PA; 6-foot, 175 pounds. With Rockets: 2000-01; also played for Atlanta 2000-01

									— Rebounds —									
Seasons	G	MIN	FGM-A	PCT	3FTM-A	PCT	FTM-A	PCT	OFF	DEF	TOT	AST	PF-D	ST	BL	PTS	AVG	HI
HOU - 1	10	30	6-19	.316	1-4	.250	2-4	.500	2	1	3	7	6-0	1	0	15	1.5	6

Lester Conner #7 — Oregon State '82 (1st, 1982, Golden State, 14th)

Born Sept. 17, 1959 in Memphis, TN; 6-foot-4, 185 pounds. With Rockets: 1987-88; also played for Golden State 1982-86; New Jersey 1988-91; Milwaukee 1990-92; L.A. Clippers 1992-93; Indiana 1993-94; L.A. Lakers 1994-95; assistant coach Boston 1998-2003; assistant coach Philadelphia 2004-05; assistant coach Milwaukee 2005-07; assistant coach Indiana 2007-10; assistant coach Atlanta 2010-13; assistant coach Denver 2013-14

									— Rebounds —									
Seasons	G	MIN	FGM-A	PCT	3FTM-A	PCT	FTM-A	PCT	OFF	DEF	TOT	AST	PF-D	ST	BL	PTS	AVG	HI
HOU - 1	52	399	50-108	.463	0-7	.000	32-41	.780	20	18	38	59	31-0	38	1	132	2.5	8
Playoffs																		
HOU - 1	1	1	0-0	.000	0-0	.000	2-2	1.000	0	1	1	1	0-0	1	0	2	2.0	2

Will Conroy #12, #5 — Washington '05 (Signed Free Agent, L.A. Lakers; Sept. 19, 2005)

Born Dec. 8, 1982 in Portland, OR; 6-foot-2, 195 pounds. With Rockets: 2009-10; also played for Memphis 2006-07; L.A. Clippers 2006-07

									— Rebounds —									
Seasons	G	MIN	FGM-A	PCT	3FTM-A	PCT	FTM-A	PCT	OFF	DEF	TOT	AST	PF-D	ST	BL	PTS	AVG	HI
HOU - 1	5	36	3-10	.300	0-3	.000	0-2	.000	0	3	3	7	5-0	0	0	6	1.2	2

BRIAN COOK #43 — Illinois '03 (1st, 2003, L.A. Lakers, 24th)

Born Dec. 4, 1980 in Lincoln, IL; 6-foot-9, 250 pounds. With Rockets: 2008-10; also played for L.A. Lakers 2003-08; Orlando 2007-09; L.A. Clippers 2010-12; Washington 2011-12

									— Rebounds —									
Seasons	G	MIN	FGM-A	PCT	3FTM-A	PCT	FTM-A	PCT	OFF	DEF	TOT	AST	PF-D	ST	BL	PTS	AVG	HI
HOU - 2	24	69	12-39	.308	4-14	.286	5-7	.714	2	12	14	2	8-0	0	5	33	1.4	5
Playoffs																		
HOU - 1	6	32	4-15	.267	2-9	.222	0-0	.000	3	9	12	3	4-0	2	1	10	1.7	3

DAEQUAN COOK #14 — Ohio State '07 (1st, 2007, Philadelphia, 21st)

Born April 28, 1987 in Dayton, OH; 6-foot-5, 210 pounds. With Rockets: 2012-13; also played for Miami 2007-10; Oklahoma City 2010-12; Chicago 2012-13

									— Rebounds —									
Seasons	G	MIN	FGM-A	PCT	3FTM-A	PCT	FTM-A	PCT	OFF	DEF	TOT	AST	PF-D	ST	BL	PTS	AVG	HI
HOU - 1	16	165	21-59	.356	11-30	.367	2-3	.667	5	13	18	10	13-0	6	2	55	3.4	18

Dick Cunningham #34 — Murray State '68 (2nd, 1968, Phoenix, 21st)

Born July 11, 1946 in Canton, OH; 6-foot-10, 252 pounds. With Rockets: 1971-72; also played for Milwaukee 1968-71, 1972-75

									— Rebounds —									
Seasons	G	MIN	FGM-A	PCT	3FTM-A	PCT	FTM-A	PCT	OFF	DEF	TOT	AST	PF-D	ST	BL	PTS	AVG	HI
HOU - 1	63	720	67-174	.385	-	-	37-53	.698	-	-	243	57	76-0	-	-	171	2.7	16

Earl Cureton #35 — Detroit '80 (3rd, 1979, Philadelphia, 58th)

Born Sept. 3, 1957 in Detroit, MI; 6-foot-9, 215 pounds. With Rockets: 1993-94; also played for Philadelphia 1980-83; Detroit 1983-86; Chicago 1986; L.A. Clippers 1987-88; Charlotte 1988-89, 1990-91; Toronto 1996-97; assistant coach Charlotte (WNBA) 2005-06; assistant coach Detroit (WNBA) 2009; assistant coach Phoenix (WNBA) 2013

									— Rebounds —									
Seasons	G	MIN	FGM-A	PCT	3FTM-A	PCT	FTM-A	PCT	OFF	DEF	TOT	AST	PF-D	ST	BL	PTS	AVG	HI
HOU - 1	2	30	2-8	.250	0-0	.000	0-2	.000	4	8	12	0	4-0	0	0	4	2.0	4
Playoffs																		
HOU - 1	10	100	8-10	.800	0-0	.000	2-2	1.000	6	23	29	2	20-0	1	2	18	1.8	8

Bill Curley #15 — Boston College '94 (1st, 1994, San Antonio, 22nd)

Born May 29, 1972 in Boston, MA; 6-foot-9, 245 pounds. With Rockets: 1999-2000; also played for Detroit 1994-95; Minnesota 1997-99; Golden State 1999-2000, 2000-01; Dallas 2000-01

									— Rebounds —									
Seasons	G	MIN	FGM-A	PCT	3FTM-A	PCT	FTM-A	PCT	OFF	DEF	TOT	AST	PF-D	ST	BL	PTS	AVG	HI
HOU - 1	4	50	6-11	.545	0-0	.000	0-0	.000	4	4	8	0	10-1	2	0	12	3.0	8

SAMUEL DALEMBERT #21 — Seton Hall '01 (1st, 2001, Philadelphia, 26th)

Born May 10, 1981 in Port-au-Prince, Haiti; 6-foot-11, 250 pounds. With Rockets: 2011-12; also played for Philadelphia 2001-10; Sacramento 2010-11; Milwaukee 2012-13

									— Rebounds —									
Seasons	G	MIN	FGM-A	PCT	3FTM-A	PCT	FTM-A	PCT	OFF	DEF	TOT	AST	PF-D	ST	BL	PTS	AVG	HI
HOU - 1	65	1446	200-395	.506	0-1	.000	90-113	.796	158	298	456	33	162-2	37	111	490	7.5	21

Emanual Davis #15 — Delaware State '91 (Signed Free Agent, ROCKETS; June 26, 1996)

Born Aug. 27, 1968 in Philadelphia, PA; 6-foot-5, 195 pounds. With Rockets: 1996-98; also played for Seattle 1999-2001; Atlanta 2001-03

									— Rebounds —									
Seasons	G	MIN	FGM-A	PCT	3FTM-A	PCT	FTM-A	PCT	OFF	DEF	TOT	AST	PF-D	ST	BL	PTS	AVG	HI
HOU - 2	58	829	87-196	.444	39-99	.394	36-45	.800	12	57	69	85	75-0	26	5	249	4.3	19

Jim Davis #30 — Colorado '64 (4th, 1964, Detroit, 27th)

Born Dec. 18, 1941 in Muncie, IN; 6-foot-9, 225 pounds. With Rockets: 1971-72; also played for St. Louis/Atlanta 1967-71; Detroit 1972-75

									— Rebounds —									
Seasons	G	MIN	FGM-A	PCT	3FTM-A	PCT	FTM-A	PCT	OFF	DEF	TOT	AST	PF-D	ST	BL	PTS	AVG	HI
HOU - 1	12	180	18-54	.333	-	-	26-38	.684	-	-	44	5	18-0	-	-	62	5.2	16

Josh Davis #18 — Wyoming '02 (Signed Free Agent, Chicago; Sept. 29, 2003)

Born Aug. 10, 1980 in Salem, OR; 6-foot-8, 240 pounds. With Rockets: 2005-06; also played for Atlanta 2003-04; Philadelphia 2004-05; Milwaukee 2005-06; Phoenix 2005-06; Memphis 2011-12

									— Rebounds —									
Seasons	G	MIN	FGM-A	PCT	3FTM-A	PCT	FTM-A	PCT	OFF	DEF	TOT	AST	PF-D	ST	BL	PTS	AVG	HI
HOU - 1	1	1	0-0	.000	0-0	.000	0-0	.000	0	0	0	0	1-0	0	0	0	0.0	0

CARLOS DELFINO #10 — Argentina '03 (1st, 2003, Detroit, 25th)

Born Aug. 29, 1982 in Santa Fe, Argentina; 6-foot-6, 230 pounds. With Rockets: 2012-13; also played for Detroit 2004-07; Toronto 2007-08; Milwaukee 2009-12

									— Rebounds —									
Seasons	G	MIN	FGM-A	PCT	3FTM-A	PCT	FTM-A	PCT	OFF	DEF	TOT	AST	PF-D	ST	BL	PTS	AVG	HI
HOU - 1	67	1689	251-620	.405	158-421	.375	48-56	.857	18	202	220	135	114-0	68	9	708	10.6	23
Playoffs																		
HOU - 1	5	120	15-40	.375	11-31	.355	4-4	1.000	1	11	12	10	10-0	3	1	45	9.0	13

Michael Dickerson #3 — Arizona '98 (1st, 1998, ROCKETS, 14th)

Born June 25, 1975 in Greenville, SC; 6-foot-5, 190 pounds. With Rockets: 1998-99; also played for Vancouver/Memphis 1999-2003

									— Rebounds —									
Seasons	G	MIN	FGM-A	PCT	3FTM-A	PCT	FTM-A	PCT	OFF	DEF	TOT	AST	PF-D	ST	BL	PTS	AVG	HI
HOU - 1	50	1558	215-462	.465	71-164	.433	46-72	.639	26	57	83	95	90-0	27	11	547	10.9	31
Playoffs																		
HOU - 1	4	82	6-22	.273	3-8	.375	2-4	.500	2	2	4	3	8-0	2	3	17	4.3	11

Byron Dinkins #9 — North Carolina-Charlotte '89 (Signed Free Agent, ROCKETS; Aug. 2, 1989)

Born June 15, 1967 in Charlotte, NC; 6-foot-2, 170 pounds. With Rockets: 1989-90; also played for San Antonio 1990-91; Indiana 1990-91

									— Rebounds —									
Seasons	G	MIN	FGM-A	PCT	3FTM-A	PCT	FTM-A	PCT	OFF	DEF	TOT	AST	PF-D	ST	BL	PTS	AVG	HI
HOU - 1	33	362	44-109	.404	1-9	.111	26-30	.867	13	27	40	75	30-0	19	2	115	3.5	12

Jacky Dorsey #44 — Georgia '78 (2nd, 1976, New Orleans, 26th)

Born Dec. 18, 1954 in Atlanta, GA; 6-foot-7, 230 pounds. With Rockets: 1978-79; also played for Denver 1977-78; Portland 1977-78; Seattle 1980-81

									— Rebounds —									
Seasons	G	MIN	FGM-A	PCT	3FTM-A	PCT	FTM-A	PCT	OFF	DEF	TOT	AST	PF-D	ST	BL	PTS	AVG	HI
HOU - 1	20	108	24-43	.558	-	-	8-16	.500	12	11	23	2	25-0	1	2	56	2.8	8
Playoffs																		
HOU-1	1	1	0-0	.000	-	-	0-0	.000	0	0	0	0	0-0	0	0	0	0.0	0

Joey Dorsey #15 — Memphis '08 (2nd, 2008, Portland, 33rd)

Born Dec. 16, 1983 in Baltimore, MD; 6-foot-8, 268 pounds. With Rockets: 2008-10; also played for Sacramento 2009-10; Toronto 2010-11

									— Rebounds —									
Seasons	G	MIN	FGM-A	PCT	3FTM-A	PCT	FTM-A	PCT	OFF	DEF	TOT	AST	PF-D	ST	BL	PTS	AVG	HI
HOU - 2	10	60	6-13	.462	0-0	.000	1-2	.500	11	15	26	3	12-0	2	1	13	1.3	7

TONEY DOUGLAS #15 — Florida State '09 (1st, 2009, L.A. Lakers, 29th)

Born March 16, 1986 in Tampa, FL; 6-foot-2, 185 pounds. With Rockets: 2012-13; also played for New York 2009-12; Sacramento 2012-13

									— Rebounds —									
Seasons	G	MIN	FGM-A	PCT	3FTM-A	PCT	FTM-A	PCT	OFF	DEF	TOT	AST	PF-D	ST	BL	PTS	AVG	HI
HOU - 1	49	913	139-352	.395	61-162	.377	60-68	.882	23	67	90	93	103-0	40	2	399	8.1	22

GORAN DRAGIC #3 — Slovenia '08 (2nd, 2008, San Antonio, 45th)

Born May 6, 1986 in Ljubljana, Slovenia; 6-foot-3, 190 pounds. With Rockets: 2010-12; also played for Phoenix 2008-11, 2012-13

									— Rebounds —									
Seasons	G	MIN	FGM-A	PCT	3FTM-A	PCT	FTM-A	PCT	OFF	DEF	TOT	AST	PF-D	ST	BL	PTS	AVG	HI
HOU - 2	88	2130	336-725	.463	96-256	.375	177-226	.783	65	159	224	406	201-1	99	14	945	10.7	26

Bryce Drew #11 — Valparaiso '98 (1st, 1998, ROCKETS, 16th)

Born Sept. 21, 1974 in Baton Rouge, LA; 6-foot-3, 185 pounds. With Rockets: 1998-2000; also played for Chicago 2000-01; Charlotte/New Orleans 2001-04

									— Rebounds —									
Seasons	G	MIN	FGM-A	PCT	3FTM-A	PCT	FTM-A	PCT	OFF	DEF	TOT	AST	PF-D	ST	BL	PTS	AVG	HI
HOU - 2	106	1734	205-542	.378	75-212	.354	53-61	.869	26	109	135	214	140-2	53	5	538	5.1	20
Playoffs																		
HOU - 1	1	4	1-1	1.000	0-0	.000	0-2	.000	1	2	3	2	1-0	0	0	2	2.0	2

Clyde Drexler #22 — Houston '83 (1st, 1983, Portland, 14th)

Born June 22, 1962 in New Orleans, LA; 6-foot-7, 222 pounds. With Rockets: 1994-98 (#22 retired); also played for Portland 1983-95; head coach University of Houston 1998-2000; assistant coach Denver 2001-02; inducted into the Basketball Hall of Fame (2004); analyst for Rockets telecasts 2005-14

									— Rebounds —									
Seasons	G	MIN	FGM-A	PCT	3FTM-A	PCT	FTM-A	PCT	OFF	DEF	TOT	AST	PF-D	ST	BL	PTS	AVG	HI
HOU - 4	219	8041	1446-3248	.445	363-1072	.339	900-1146	.785	388	950	1338	1192	586-1	412	125	4155	19.0	43
Playoffs																		
HOU - 4	51	1946	330-749	.441	82-261	.314	206-265	.777	94	238	332	251	157-1	88	29	948	18.6	41

Mike Dunleavy #31, #10 — South Carolina '76 (6th, 1976, Philadelphia, 99th)

Born March 21, 1954 in Brooklyn, NY; 6-foot-3, 180 pounds. With Rockets: 1977-82; also played for Philadelphia 1976-78; San Antonio 1982-83; Milwaukee 1983-85, 1988-90; head coach L.A. Lakers 1990-92; head coach Milwaukee 1992-96; head coach Portland 1997-2001; head coach L.A. Clippers 2003-10; father of Mike Dunleavy (Chicago Bulls)

									— Rebounds —									
Seasons	G	MIN	FGM-A	PCT	3FTM-A	PCT	FTM-A	PCT	OFF	DEF	TOT	AST	PF-D	ST	BL	PTS	AVG	HI
HOU - 5	280	5548	896-1869	.479	37-122	.303	512-626	.818	107	352	459	1051	626-5	213	15	2341	8.4	48
Playoffs																		
HOU - 4	30	593	84-188	.447	6-21	.286	43-50	.860	11	40	51	90	78-1	19	1	217	7.2	28

John Egan #21 — Providence '61 (2nd, 1961, Detroit, 12th)

Born Jan. 31, 1939 in Hartford, CT; 6-foot, 180 pounds. With Rockets: 1970-72; also played for Detroit 1961-64; New York 1963-66; Baltimore 1965-68; L.A. Lakers 1968-70; Cleveland 1970-71; head coach Rockets 1972-76

									— Rebounds —									
Seasons	G	MIN	FGM-A	PCT	3FTM-A	PCT	FTM-A	PCT	OFF	DEF	TOT	AST	PF-D	ST	BL	PTS	AVG	HI
SD/HOU - 2	74	851	69-184	.375	-	-	43-55	.782	-	-	57	105	95-0	-	-	181	2.4	16

Craig Ehlo #3 — Washington State '83 (3rd, 1983, ROCKETS, 48th)

Born Aug. 11, 1961 in Lubbock, TX; 6-foot-7, 205 pounds. With Rockets: 1983-86; also played for Cleveland 1986-93; Atlanta 1993-96; Seattle 1996-97; analyst for Seattle SuperSonics broadcasts 2004-06

									— Rebounds —									
Seasons	G	MIN	FGM-A	PCT	3FTM-A	PCT	FTM-A	PCT	OFF	DEF	TOT	AST	PF-D	ST	BL	PTS	AVG	HI
HOU - 3	88	451	81-180	.450	3-12	.250	43-60	.717	29	51	80	61	61-0	25	7	208	2.4	14
Playoffs																		
HOU - 2	13	44	9-17	.529	0-1	.000	6-7	.857	1	2	3	6	4-0	4	1	24	1.8	6

Mario Elie #17 — American International '85 (7th, 1985, Milwaukee, 160th)

Born Nov. 26, 1963 in New York, NY; 6-foot-5, 250 pounds. With Rockets: 1993-98; also played for Philadelphia 1990; Golden State 1991-92; Portland 1992-93; San Antonio 1998-2000; Phoenix 2000-01; assistant coach San Antonio 2003-04; assistant coach Golden State 2004-06; studio analyst for Rockets broadcasts 2006-07; assistant coach Dallas 2007-09; assistant coach Sacramento 2009-11; assistant coach New Jersey/Brooklyn 2011-13

									— Rebounds —									
Seasons	G	MIN	FGM-A	PCT	3FTM-A	PCT	FTM-A	PCT	OFF	DEF	TOT	AST	PF-D	ST	BL	PTS	AVG	HI
HOU - 5	344	9562	1128-2351	.480	352-970	.363	748-870	.860	224	699	923	1066	690-2	333	51	3356	9.8	26
Playoffs																		
HOU - 5	74	1981	206-452	.456	74-190	.389	144-174	.828	56	137	193	173	164-3	52	11	630	8.5	22

Dave Feitl #5 — Texas-El Paso '86 (2nd, 1986, ROCKETS, 43rd)

Born June 8, 1962 in Butler, PA; 7-foot, 240 pounds. With Rockets: 1986-87, 1990-91; also played for Golden State 1987-88; Washington 1988-89; New Jersey 1991-92

									— Rebounds —									
Seasons	G	MIN	FGM-A	PCT	3FTM-A	PCT	FTM-A	PCT	OFF	DEF	TOT	AST	PF-D	ST	BL	PTS	AVG	HI
HOU - 2	114	870	140-342	.409	0-4	.000	86-115	.748	68	149	217	30	135-0	12	16	366	3.2	17
Playoffs																		
HOU - 1	6	8	0-0	.000	0-0	.000	2-2	1.000	0	1	1	0	0-0	0	0	2	0.3	2

Henry Finkel #17 — Dayton '66 (2nd, 1966, L.A. Lakers, 17th)

Born April 20, 1942 in Union City, NJ; 7-foot, 240 pounds. With Rockets: 1967-69; also played for L.A. Lakers 1966-67; Boston 1969-75

									— Rebounds —									
Seasons	G	MIN	FGM-A	PCT	3FTM-A	PCT	FTM-A	PCT	OFF	DEF	TOT	AST	PF-D	ST	BL	PTS	AVG	HI
SD - 2	88	1448	291-603	.483	-	-	162-232	.698	-	-	482	93	228-6	-	-	744	8.5	42
Playoffs																		
SD - 1	2	12	0-3	.000	-	-	0-0	.000	-	-	7	0	3-0	-	-	0	0.0	0

Eric "Sleepy" Floyd #11, #21 — Georgetown '82 (1st, 1982, New Jersey, 13th)

Born March 6, 1960 in Gastonia, NC; 6-foot-3, 175 pounds. With Rockets: 1987-93; also played for New Jersey 1982; Golden State 1982-87; San Antonio 1993-94; New Jersey 1994-95

									— Rebounds —									
Seasons	G	MIN	FGM-A	PCT	3FTM-A	PCT	FTM-A	PCT	OFF	DEF	TOT	AST	PF-D	ST	BL	PTS	AVG	HI
HOU - 6	439	11631	1842-4312	.427	312-933	.334	1034-1274	.812	245	859	1104	2363	808-2	470	76	5030	11.5	40
Playoffs																		
HOU - 5	22	587	92-214	.430	16-42	.381	47-63	.746	14	32	46	116	31-0	25	3	247	11.2	42

Jonny Flynn #9 — Syracuse '09 (1st, 2009, Minnesota, 6th)

Born Feb. 6, 1989 in Niagara Falls, NY; 6-foot-0, 185 pounds. With Rockets: 2011-12; also played for Minnesota 2009-11; Portland 2011-12

									— Rebounds —									
Seasons	G	MIN	FGM-A	PCT	3FTM-A	PCT	FTM-A	PCT	OFF	DEF	TOT	AST	PF-D	ST	BL	PTS	AVG	HI
HOU - 1	11	135	12-41	.293	2-9	.222	11-14	.786	1	7	8	28	8-0	3	1	37	3.4	8

Alton Ford #1 — Houston '01 (2nd, 2001, Phoenix, 51st)

Born May 29, 1981 in Houston, TX; 6-foot-9, 280 pounds. With Rockets: 2003-04; also played for Phoenix 2001-03

									— Rebounds —									
Seasons	G	MIN	FGM-A	PCT	3FTM-A	PCT	FTM-A	PCT	OFF	DEF	TOT	AST	PF-D	ST	BL	PTS	AVG	HI
HOU - 1	9	41	6-11	.545	0-0	.000	3-6	.500	3	8	11	3	9-0	0	1	15	1.7	7

Phil Ford #1 — North Carolina '78 (1st, 1978, Kansas City, 2nd)

Born Feb. 9, 1956 in Rocky Mount, NC; 6-foot-2, 186 pounds. With Rockets: 1983-85; also played for Kansas City 1978-82; New Jersey 1982-83; Milwaukee 1982-83; assistant coach Detroit 2004-05; assistant coach New York 2005-07; assistant coach Charlotte 2007-11

									— Rebounds —									
Seasons	G	MIN	FGM-A	PCT	3FTM-A	PCT	FTM-A	PCT	OFF	DEF	TOT	AST	PF-D	ST	BL	PTS	AVG	HI
HOU - 2	106	2310	250-517	.484	2-19	.105	114-135	.844	31	133	164	471	276-7	65	9	616	5.8	18

Courtney Fortson #9 — Arkansas '10 (Signed Free Agent, L.A. Clippers; Jan. 16, 2012)

Born May 23, 1988 in Montgomery, AL; 5-foot-11, 185 pounds. With Rockets: 2011-12; also played for L.A. Clippers 2011-12

									— Rebounds —									
Seasons	G	MIN	FGM-A	PCT	3FTM-A	PCT	FTM-A	PCT	OFF	DEF	TOT	AST	PF-D	ST	BL	PTS	AVG	HI
HOU - 1	6	49	6-20	.300	2-9	.222	4-6	.667	2	5	7	5	2-0	3	0	18	3.0	12

Richie Frahm #14 — Gonzaga '00 (Signed Free Agent, Seattle; Sept. 27, 2003)

Born Aug. 14, 1977 in Battle Ground, WA; 6-foot-5, 210 pounds. With Rockets: 2005-06; also played for Seattle 2003-04; Portland 2004-05; Minnesota 2005-06; L.A. Clippers 2007-08

									— Rebounds —									
Seasons	G	MIN	FGM-A	PCT	3FTM-A	PCT	FTM-A	PCT	OFF	DEF	TOT	AST	PF-D	ST	BL	PTS	AVG	HI
HOU - 1	8	117	15-35	.429	8-22	.364	4-5	.800	0	10	10	6	8-0	1	0	42	5.3	16

Steve Francis #3 — Maryland '99 (1st, 1999, Vancouver, 2nd)

Born Feb. 21, 1977 in Silver Spring, MD; 6-foot-3, 210 pounds. With Rockets: 1999-2004, 2007-09; also played for Orlando 2004-06; New York 2005-07; also with Memphis 2008-09

									— Rebounds —									
Seasons	G	MIN	FGM-A	PCT	3FTM-A	PCT	FTM-A	PCT	OFF	DEF	TOT	AST	PF-D	ST	BL	PTS	AVG	HI
HOU - 6	384	15024	2507-5829	.430	470-1363	.345	1797-2278	.789	727	1591	2318	2411	1210-17	619	166	7281	19.0	44
Playoffs																		
HOU - 1	5	222	30-70	.429	7-17	.412	29-40	.725	6	36	42	38	18-1	7	1	96	19.2	27

World B. Free #21 — Guilford '75 (2nd, 1975, Philadelphia, 23rd)

Born Dec. 9, 1953 in Atlanta, GA; 6-foot-3, 190 pounds. With Rockets: 1987-88; also played for Philadelphia 1975-78, 1986-87; San Diego 1978-80; Golden State 1980-83; Cleveland 1983-86; Philadelphia Director of Player Development/Ambassador of 76ers Basketball

									— Rebounds —									
Seasons	G	MIN	FGM-A	PCT	3FTM-A	PCT	FTM-A	PCT	OFF	DEF	TOT	AST	PF-D	ST	BL	PTS	AVG	HI
HOU - 1	58	682	143-350	.409	8-35	.229	80-100	.800	14	30	44	60	74-2	20	3	374	6.7	37
Playoffs																		
HOU - 1	2	12	0-2	.000	0-1	.000	0-0	.000	1	1	2	1	2-0	0	0	0	0.0	0

Reece Gaines #4 — Louisville '03 (1st, 2003, Orlando, 15th)

Born Jan. 7, 1981 in Madison, WI; 6-foot-6, 205 pounds. With Rockets: 2004-05; also played for Orlando 2003-04; Milwaukee 2004-06

									— Rebounds —									
Seasons	G	MIN	FGM-A	PCT	3FTM-A	PCT	FTM-A	PCT	OFF	DEF	TOT	AST	PF-D	ST	BL	PTS	AVG	HI
HOU - 1	10	108	10-27	.370	3-12	.250	3-4	.750	0	11	11	3	12-0	3	0	26	2.6	11

Dave Gambee #20 — Oregon State '58 (1st, 1958, St. Louis, 7th)

Born Apr. 16, 1937; 6-foot-6, 215 pounds. With Rockets: 1967-68; also played for St. Louis 1958-60; Cincinnati 1959-60; Syracuse 1960-63; Philadelphia 1963-67; Milwaukee 1968-69; Detroit 1968-69; San Francisco 1969-70

									— Rebounds —									
Seasons	G	MIN	FGM-A	PCT	3FTM-A	PCT	FTM-A	PCT	OFF	DEF	TOT	AST	PF-D	ST	BL	PTS	AVG	HI
SD - 1	80	1755	375-853	.440	-	-	321-379	.847	-	-	464	93	253-5	-	-	1071	13.4	39

FRANCISCO GARCIA #32 — Louisville '03 (1st, 2005, Sacramento, 23rd)

Born Dec. 31, 1980 in Santo Domingo, Dominican Republic; 6-foot-7, 195 pounds. With Rockets: 2012-13; also played for Sacramento 2005-13

									— Rebounds —									
Seasons	G	MIN	FGM-A	PCT	3FTM-A	PCT	FTM-A	PCT	OFF	DEF	TOT	AST	PF-D	ST	BL	PTS	AVG	HI
HOU - 1	18	319	41-95	.432	27-70	.386	6-7	.857	1	22	23	20	22-0	14	7	115	6.4	15
Playoffs																		
HOU - 1	6	164	22-50	.440	17-37	.459	3-5	.600	3	17	20	9	21-0	4	5	64	10.7	18

Winston Garland #22 — S.W. Missouri State '87 (2nd, 1987, Milwaukee, 40th)

Born Dec. 19, 1964 in Gary, IN; 6-foot-2, 175 pounds. With Rockets: 1992-93; also played for Golden State 1987-89; L.A. Clippers 1989-91; Denver 1991-92; Minnesota 1994-95

									— Rebounds —									
Seasons	G	MIN	FGM-A	PCT	3FTM-A	PCT	FTM-A	PCT	OFF	DEF	TOT	AST	PF-D	ST	BL	PTS	AVG	HI
HOU - 1	66	1004	152-343	.443	6-13	.462	81-89	.910	32	76	108	138	116-0	39	4	391	5.9	16
Playoffs																		
HOU - 1	12	246	30-74	.405	0-1	.000	17-17	1.000	6	27	33	31	27-1	16	0	77	6.4	14

Calvin Garrett #00 — Oral Roberts '80 (3rd, 1979, Chicago, 47th)

Born July 11, 1956 in Parsons, TN; 6-foot-7, 195 pounds. With Rockets: 1980-83; also played for L.A. Lakers 1983-84

									— Rebounds —									
Seasons	G	MIN	FGM-A	PCT	3FTM-A	PCT	FTM-A	PCT	OFF	DEF	TOT	AST	PF-D	ST	BL	PTS	AVG	HI
HOU - 3	125	2530	297-668	.445	4-14	.286	69-90	.767	115	250	365	211	265-0	82	16	667	5.3	22
Playoffs																		
HOU - 2	14	118	9-22	.409	0-1	.000	7-8	.875	3	12	15	6	10-0	5	1	25	1.8	8

Dick Gibbs #40 — Texas-El Paso '71 (3rd, 1971, Chicago, 49th)

Born Dec. 20, 1948 in Ames, IA; 6-foot-5, 210 pounds. With Rockets: 1971-73; also played for Kansas City 1972-73; Seattle 1973-74; Washington 1974-75; Buffalo 1975-76

									— Rebounds —									
Seasons	G	MIN	FGM-A	PCT	3FTM-A	PCT	FTM-A	PCT	OFF	DEF	TOT	AST	PF-D	ST	BL	PTS	AVG	HI
HOU - 2	65	759	90-266	.338	-	-	55-66	.833	-	-	140	52	128-0	-	-	235	3.7	22

Dan Godfread #35 — Evansville '90 (Signed Free Agent, Minnesota; Dec. 29, 1990)

Born June 14, 1967 in Stillman Valley, IL; 6-foot-10, 250 pounds. With Rockets: 1991-92; also played for Minnesota 1990-91

									— Rebounds —									
Seasons	G	MIN	FGM-A	PCT	3FTM-A	PCT	FTM-A	PCT	OFF	DEF	TOT	AST	PF-D	ST	BL	PTS	AVG	HI
HOU - 1	1	2	0-0	.000	0-0	.000	0-0	.000	0	0	0	0	0-0	0	0	0	0.0	0

Stephen Graham #9 — Oklahoma State '05 (Signed Free Agent, ROCKETS; Dec. 10, 2005)

Born June 11, 1982 in Wilmington, DE; 6-foot-6, 215 pounds. With Rockets: 2005-06; also played for Chicago 2005-06; Cleveland 2005-06; Portland 2006-07; Indiana 2007-09; Charlotte 2009-10; New Jersey 2010-11

									— Rebounds —									
Seasons	G	MIN	FGM-A	PCT	3FTM-A	PCT	FTM-A	PCT	OFF	DEF	TOT	AST	PF-D	ST	BL	PTS	AVG	HI
HOU - 1	6	38	6-16	.375	1-5	.200	4-4	1.000	1	6	7	3	5-0	2	0	17	2.8	9

Devin Gray #9 — Clemson '95 (Signed Free Agent, Sacramento; Dec. 21, 1996)

Born March 10, 1972 in Baltimore, MD; 6-foot-7, 240 pounds. With Rockets: 1999-2000; also played for Sacramento 1996-97; San Antonio 1996-97

									— Rebounds —									
Seasons	G	MIN	FGM-A	PCT	3FTM-A	PCT	FTM-A	PCT	OFF	DEF	TOT	AST	PF-D	ST	BL	PTS	AVG	HI
HOU - 1	21	124	15-37	.405	0-0	.000	19-29	.655	11	14	25	5	22-0	5	3	49	2.3	6

GERALD GREEN #25 — Gulf Shores Academy '05 (1st, 2005, Boston, 18th)

Born Jan. 26, 1986 in Houston, TX; 6-foot-8, 200 pounds. With Rockets: 2007-08; also played for Boston 2005-07; Minnesota 2007-08; Dallas 2008-09; New Jersey 2011-12; Indiana 2012-13

									— Rebounds —									
Seasons	G	MIN	FGM-A	PCT	3FTM-A	PCT	FTM-A	PCT	OFF	DEF	TOT	AST	PF-D	ST	BL	PTS	AVG	HI
HOU - 1	1	4	3-3	1.000	0-0	.000	0-0	.000	2	0	2	0	2-0	0	0	6	6.0	6

Johnny Green #24 — Michigan State '59 (1st, 1959, New York, 6th)

Born Dec. 8, 1933 in Dayton, OH; 6-foot-6, 210 pounds. With Rockets: 1967-68; also played for New York 1959-66; Baltimore 1965-67; Philadelphia 1967-69; Cincinnati/Kansas City 1969-73

									— Rebounds —									
Seasons	G	MIN	FGM-A	PCT	3FTM-A	PCT	FTM-A	PCT	OFF	DEF	TOT	AST	PF-D	ST	BL	PTS	AVG	HI
SD - 1	42	1073	241-526	.458	-	-	100-212	.472	-	-	423	59	112-3	-	-	582	13.9	35

Adrian Griffin #7 — Seton Hall '96 (Signed Free Agent, Boston; Aug. 1, 1999)

Born July 4, 1974 in Wichita, KS; 6-foot-5, 230 pounds. With Rockets: 2003-04; also played for Boston 1999-2001; Dallas 2001-03, 2005-06; Chicago 2004-05, 2006-08; Seattle 2007-08; assistant coach Milwaukee 2009-10; assistant coach Chicago 2010-14

									— Rebounds —									
Seasons	G	MIN	FGM-A	PCT	3FTM-A	PCT	FTM-A	PCT	OFF	DEF	TOT	AST	PF-D	ST	BL	PTS	AVG	HI
HOU - 1	19	133	5-18	.278	1-2	.500	0-4	.000	1	18	19	10	17-0	7	2	11	0.6	3

Eddie Griffin #33 — Seton Hall '01 (1st, 2001, New Jersey, 7th)

Born May 30, 1982 in Philadelphia, PA; deceased Aug. 17, 2007; 6-foot-10, 220 pounds. With Rockets: 2001-03; also played for Minnesota 2004-07

									— Rebounds —									
Seasons	G	MIN	FGM-A	PCT	3FTM-A	PCT	FTM-A	PCT	OFF	DEF	TOT	AST	PF-D	ST	BL	PTS	AVG	HI
HOU - 2	150	3786	515-1344	.383	154-465	.331	122-180	.678	255	622	877	139	253-2	69	245	1306	8.7	25

Matt Guokas #11 — St. Joseph's [PA] '66 (1st, 1966, Philadelphia, 9th)

Born Feb. 25, 1944 in Philadelphia, PA; 6-foot-6, 195 pounds. With Rockets: 1973-74; also played for Philadelphia 1966-71; Chicago 1970-71, 1974-76; Cincinnati/Kansas City 1971-74, 1975-76; head coach Philadelphia 1985-88; head coach Orlando 1989-93; former analyst for Orlando broadcasts

									— Rebounds —									
Seasons	G	MIN	FGM-A	PCT	3FTM-A	PCT	FTM-A	PCT	OFF	DEF	TOT	AST	PF-D	ST	BL	PTS	AVG	HI
HOU - 1	39	1007	93-203	.458	-	-	21-28	.750	17	43	60	133	73-1	27	14	207	5.3	14

Thomas Hamilton #30 — Chicago King H.S. '94 (Signed Free Agent, Boston; Nov. 24, 1995)

Born April 3, 1975 in Chicago, IL; 7-foot-2, 330 pounds. With Rockets: 1999-2000; also played for Boston 1995-96

									— Rebounds —									
Seasons	G	MIN	FGM-A	PCT	3FTM-A	PCT	FTM-A	PCT	OFF	DEF	TOT	AST	PF-D	ST	BL	PTS	AVG	HI
HOU - 1	22	273	35-79	.443	0-0	.000	12-23	.522	31	59	90	15	25-0	4	14	82	3.7	12

JAMES HARDEN #13 — Arizona State '09 (1st, 2009, Oklahoma City, 3rd)

Born Aug. 26, 1989 in Bellflower, CA; 6-foot-5, 220 pounds. With Rockets: 2012-13; also played for Oklahoma City 2009-12

									— Rebounds —									
Seasons	G	MIN	FGM-A	PCT	3FTM-A	PCT	FTM-A	PCT	OFF	DEF	TOT	AST	PF-D	ST	BL	PTS	AVG	HI
HOU - 1	78	2985	585-1337	.438	179-486	.368	674-792	.851	62	317	379	455	178-0	142	38	2023	25.9	46
Playoffs																		
HOU - 1	6	243	45-115	.391	15-44	.341	53-66	.803	5	35	40	27	18-0	12	6	158	26.3	36

Othella Harrington #32 — Georgetown '96 (2nd, 1996, ROCKETS, 30th)

Born Jan. 31, 1974 in Jackson, MS; 6-foot-9, 235 pounds. With Rockets: 1996-99; also played for Vancouver 1999-2001; New York 2000-04; Chicago 2004-06; Charlotte 2006-08

									— Rebounds —									
Seasons	G	MIN	FGM-A	PCT	3FTM-A	PCT	FTM-A	PCT	OFF	DEF	TOT	AST	PF-D	ST	BL	PTS	AVG	HI
HOU - 3	156	2666	397-774	.513	0-4	.000	229-325	.705	220	431	651	57	327-3	28	74	1023	6.6	23
Playoffs																		
HOU - 3	14	80	16-28	.571	0-1	.000	15-21	.714	9	16	25	1	4-0	0	2	47	3.4	12

MIKE HARRIS #19, #17, #33 — Rice '05 (Signed Free Agent, ROCKETS; March 8, 2008)

Born June 15, 1983 in Hillsboro, TX; 6-foot-6, 235 pounds. With Rockets: 2007-08, 2009-11; also played for Washington 2009-10

									— Rebounds —									
Seasons	G	MIN	FGM-A	PCT	3FTM-A	PCT	FTM-A	PCT	OFF	DEF	TOT	AST	PF-D	ST	BL	PTS	AVG	HI
HOU - 3	29	257	40-87	.460	0-3	.000	15-26	.577	35	44	79	7	28-0	10	5	95	3.3	12
Playoffs																		
HOU - 1	3	9	1-2	.500	0-0	.000	1-2	.500	1	1	2	0	0-0	0	0	3	1.0	2

Steve Harris #20 — Tulsa '85 (1st, 1985, ROCKETS, 19th)

Born Oct. 15, 1963 in Kansas City, MO; 6-foot-5, 195 pounds. With Rockets: 1985-88; also played for Golden State 1987-88; Detroit 1988-89; L.A. Clippers 1989-90

									— Rebounds —									
Seasons	G	MIN	FGM-A	PCT	3FTM-A	PCT	FTM-A	PCT	OFF	DEF	TOT	AST	PF-D	ST	BL	PTS	AVG	HI
HOU - 3	145	1855	388-918	.423	1-14	.071	176-200	.880	108	140	248	167	181-1	66	22	953	6.6	22
Playoffs																		
HOU - 2	24	174	30-72	.417	0-1	.000	7-11	.636	8	9	17	7	18-0	7	3	67	2.8	12

Steve Hawes #10 — Washington '72 (2nd, 1972, Cleveland, 24th)

Born May 26, 1950 in Seattle, WA; 6-foot-9, 220 pounds. With Rockets: 1974-76; also played for Portland 1975-76; Atlanta 1976-83; Seattle 1982-84

									— Rebounds —									
Seasons	G	MIN	FGM-A	PCT	3FTM-A	PCT	FTM-A	PCT	OFF	DEF	TOT	AST	PF-D	ST	BL	PTS	AVG	HI
HOU - 2	61	948	145-292	.497	-	-	45-55	.818	85	208	293	98	105-1	36	36	335	5.5	20
Playoffs																		
HOU - 1	8	128	18-38	.474	-	-	8-9	.889	3	26	29	13	11-0	3	3	44	5.5	12

Juaquin Hawkins #1 — Long Beach State '96 (Signed Free Agent, ROCKETS; Sept. 30, 2002)

Born July 2, 1973 in Gardina, CA; 6-foot-7, 220 pounds. With Rockets: 2002-03

									— Rebounds —									
Seasons	G	MIN	FGM-A	PCT	3FTM-A	PCT	FTM-A	PCT	OFF	DEF	TOT	AST	PF-D	ST	BL	PTS	AVG	HI
HOU - 1	58	685	57-148	.385	10-24	.417	10-20	.500	16	62	78	47	57-0	29	6	134	2.3	14

CHUCK HAYES #44 — Kentucky '05 (Signed Free Agent, ROCKETS; Jan. 18, 2006)

Born June 11, 1983 in San Leandro, CA; 6-foot-6, 238 pounds. With Rockets: 2005-11; Sacramento 2011-13

									— Rebounds —									
Seasons	G	MIN	FGM-A	PCT	3FTM-A	PCT	FTM-A	PCT	OFF	DEF	TOT	AST	PF-D	ST	BL	PTS	AVG	HI
HOU - 6	424	8534	811-1566	.518	0-10	.000	232-385	.603	847	1594	2441	535	1122-18	367	186	1854	4.4	21
Playoffs																		
HOU - 3	26	478	29-49	.592	0-5	.000	2-5	.400	34	78	112	18	67-0	25	11	60	2.3	12

Elvin Hayes #11, #44 — Houston '68 (1st, 1968, ROCKETS, 1st)

Born Nov. 17, 1945 in Rayville, LA; 6-foot-9, 235 pounds. With Rockets: 1968-72, 1981-84; also played for Baltimore/Capital/Washington 1972-81; inducted into Basketball Hall of Fame (1990)

									— Rebounds —									
Seasons	G	MIN	FGM-A	PCT	3FTM-A	PCT	FTM-A	PCT	OFF	DEF	TOT	AST	PF-D	ST	BL	PTS	AVG	HI
SD/HOU - 7	572	20782	4725-10614	.445	2-11	.182	2310-3500	.660	-	-	6974	1104	1636-16	128	213	11762	20.6	54
Playoffs																		
SD/HOU - 2	9	402	77-164	.470	0-0	.000	43-68	.632	-	-	113	8	33-0	2	10	197	21.9	31

Luther Head #2 — Illinois '05 (1st, 2005, ROCKETS, 24th)

Born Nov. 26, 1982 in Chicago, IL; 6-foot-3, 185 pounds. With Rockets: 2005-09; also played for Miami 2008-09; Indiana 2009-10; Sacramento 2010-11

									— Rebounds —									
Seasons	G	MIN	FGM-A	PCT	3FTM-A	PCT	FTM-A	PCT	OFF	DEF	TOT	AST	PF-D	ST	BL	PTS	AVG	HI
HOU - 4	255	6222	805-1908	.422	383-977	.392	249-325	.766	85	595	680	582	392-3	215	24	2242	8.8	30
Playoffs																		
HOU - 2	12	185	12-50	.240	6-29	.207	6-10	.600	3	18	21	12	19-1	5	3	36	3.0	8

Alvin Heggs #55 — Texas '89 (Signed Free Agent, ROCKETS; Oct. 5, 1995)

Born on Dec. 12, 1967 in Jacksonville, FL; 6-foot-8; 225 pounds. With Rockets 1995-96

									— Rebounds —									
Seasons	G	MIN	FGM-A	PCT	3FTM-A	PCT	FTM-A	PCT	OFF	DEF	TOT	AST	PF-D	ST	BL	PTS	AVG	HI
HOU - 1	4	14	3-5	.600	0-0	.000	2-3	.667	1	1	2	0	0-0	0	0	8	2.0	7

Gerald Henderson #9 — Virginia Commonwealth '78 (3rd, 1978, San Antonio, 64th)

Born Jan. 16, 1956 in Richmond, VA; 6-foot-2, 180 pounds. With Rockets: 1991-92; also played for Boston 1979-84; Seattle 1984-87; New York 1986-88; Philadelphia 1987-89; Milwaukee 1989-90; Detroit 1989-91, 1991-92

									— Rebounds —									
Seasons	G	MIN	FGM-A	PCT	3FTM-A	PCT	FTM-A	PCT	OFF	DEF	TOT	AST	PF-D	ST	BL	PTS	AVG	HI
HOU - 1	8	34	4-11	.364	0-3	.000	4-6	.667	1	1	2	5	4-0	0	0	12	1.5	6

Tom Henderson #6 — Hawaii '74 (1st, 1974, Atlanta, 7th)

Born Jan. 26, 1952 in Newberry, SC; 6-foot-3, 190 pounds. With Rockets: 1979-83; also played for Atlanta 1974-77; Washington 1976-79

									— Rebounds —									
Seasons	G	MIN	FGM-A	PCT	3FTM-A	PCT	FTM-A	PCT	OFF	DEF	TOT	AST	PF-D	ST	BL	PTS	AVG	HI
HOU - 4	258	5472	581-1321	.440	0-9	.000	284-379	.749	115	307	422	1025	395-2	200	17	1446	5.6	19
Playoffs																		
HOU - 3	31	886	86-194	.443	0-2	.000	39-47	.830	24	55	79	155	63-0	24	5	211	6.8	16

Conner Henry #4 — UC-Santa Barbara '86 (4th, 1986, ROCKETS, 89th)

Born July 21, 1963 in Claremont, CA; 6-foot-7, 195 pounds. With Rockets: 1986-87; also played for Boston 1986-87; Milwaukee 1987-88; Sacramento 1987-88

									— Rebounds —									
Seasons	G	MIN	FGM-A	PCT	3FTM-A	PCT	FTM-A	PCT	OFF	DEF	TOT	AST	PF-D	ST	BL	PTS	AVG	HI
HOU - 1	18	92	8-33	.242	1-11	.091	7-10	.700	0	7	7	8	7-0	3	0	24	1.3	5

Carl Herrera #7 — Houston '90 (2nd, 1990, Miami, 30th)

Born Dec. 14, 1966 in Trinidad; 6-foot-9, 225 pounds. With Rockets: 1991-95; also played for San Antonio 1995-98; Vancouver 1998-99; Denver 1998-99

									— Rebounds —									
Seasons	G	MIN	FGM-A	PCT	3FTM-A	PCT	FTM-A	PCT	OFF	DEF	TOT	AST	PF-D	ST	BL	PTS	AVG	HI
HOU - 4	260	4989	636-1242	.512	0-5	.000	292-434	.673	380	736	1116	169	545-1	135	124	1564	6.0	22
Playoffs																		
HOU - 3	29	449	54-116	.466	0-2	.000	25-36	.694	30	60	90	11	73-2	8	5	133	4.6	12

Phil Hicks #33 — Tulane '76 (2nd, 1976, ROCKETS, 27th)

Born Jan. 31, 1953 in Chicago, IL; 6-foot-7, 205 pounds. With Rockets: 1976-77; also played for Chicago 1976-77; Denver 1978-79

									— Rebounds —									
Seasons	G	MIN	FGM-A	PCT	3FTM-A	PCT	FTM-A	PCT	OFF	DEF	TOT	AST	PF-D	ST	BL	PTS	AVG	HI
HOU - 1	2	7	0-2	.000	-	-	0-0	.000	1	0	1	1	1-0	1	0	0	0.0	0

JORDAN HILL #27 — Arizona '09 (1st, 2009, New York, 8th)

Born July 27, 1987 in Newberry, SC; 6-foot-10, 235 pounds. With Rockets: 2009-12; also played for New York 2009-10; L.A. Lakers 2011-13

									— Rebounds —									
Seasons	G	MIN	FGM-A	PCT	3FTM-A	PCT	FTM-A	PCT	OFF	DEF	TOT	AST	PF-D	ST	BL	PTS	AVG	HI
HOU - 3	127	1966	299-596	.502	0-5	.000	116-171	.678	219	356	575	56	272-1	27	85	714	5.6	16

Lionel Hollins #9 — Arizona State '75 (1st, 1975, Portland, 6th)

Born Oct. 19, 1953 in Arkansas City, KS; 6-foot-3, 185 pounds. With Rockets: 1984-85; also played for Portland 1975-80; Philadelphia 1979-82; San Diego 1982-83; Detroit 1983-84; assistant coach Phoenix 1988-95; assistant coach Vancouver 1995-2000; interim head coach Vancouver 1999-2000; assistant coach Memphis 2002-07; assistant coach Milwaukee 2008-09; head coach Memphis 2008-13

									— Rebounds —									
Seasons	G	MIN	FGM-A	PCT	3FTM-A	PCT	FTM-A	PCT	OFF	DEF	TOT	AST	PF-D	ST	BL	PTS	AVG	HI
HOU - 1	80	1950	249-540	.461	3-13	.231	108-136	.794	33	140	173	417	187-1	78	10	609	7.6	23
Playoffs																		
HOU - 1	5	94	8-26	.308	0-0	.000	1-1	1.000	1	8	9	18	16-1	4	0	17	3.4	6

Robert Horry #25 — Alabama '92 (1st, 1992, ROCKETS, 11th)

Born Aug. 25, 1970 in Hartford, MD; 6-foot-10, 225 pounds. With Rockets: 1992-96; also played for Phoenix 1996-97; L.A. Lakers 1997-2003; San Antonio 2003-08

									— Rebounds —									
Seasons	G	MIN	FGM-A	PCT	3FTM-A	PCT	FTM-A	PCT	OFF	DEF	TOT	AST	PF-D	ST	BL	PTS	AVG	HI
HOU - 4	295	9408	1185-2653	.447	284-798	.356	455-613	.742	419	1149	1568	919	754-4	409	343	3109	10.5	40
Playoffs																		
HOU - 4	65	2301	275-627	.439	108-282	.383	127-179	.709	109	306	415	220	196-4	106	75	785	12.1	24

Juwan Howard #5 — Michigan '94 (1st, 1994, Washington, 5th)

Born Feb. 7, 1973 in Chicago, IL; 6-foot-9, 253 pounds. With Rockets: 2004-07; also played for Washington 1994-2001; Dallas 2000-02, 2007-08; Denver 2001-03, 2008-09; Orlando 2003-04; Charlotte 2008-09; Portland 2009-10; Miami 2010-13; assistant coach Miami 2013-14

									— Rebounds —									
Seasons	G	MIN	FGM-A	PCT	3FTM-A	PCT	FTM-A	PCT	OFF	DEF	TOT	AST	PF-D	ST	BL	PTS	AVG	HI
HOU - 3	221	6284	947-2065	.459	0-5	.000	406-494	.822	432	919	1351	337	583-3	110	21	2300	10.4	31
Playoffs																		
HOU - 1	7	157	14-35	.400	0-0	.000	7-11	.636	10	21	31	7	10-0	5	0	35	5.0	12

Bobby Jackson #8 — Minnesota '97 (1st, 1997, Seattle, 23rd)

Born March 13, 1973 in East Spencer, NC; 6-foot-1, 185 pounds. With Rockets: 2007-08; also played for Denver 1997-98; Minnesota 1998-2000; Sacramento 2000-05, 2008-09; Memphis 2005-06; New Orleans/Oklahoma City 2006-08; assistant coach Sacramento 2011-13; assistant coach Minnesota 2013-14

									— Rebounds —									
Seasons	G	MIN	FGM-A	PCT	3FTM-A	PCT	FTM-A	PCT	OFF	DEF	TOT	AST	PF-D	ST	BL	PTS	AVG	HI
HOU - 1	26	498	88-210	.419	28-82	.341	24-32	.750	10	61	71	63	37-0	13	2	228	8.8	19
Playoffs																		
HOU - 1	6	138	20-70	.286	5-24	.208	7-11	.636	2	8	10	9	11-0	5	0	52	8.7	18

Jaren Jackson #12 — Georgetown '89 (Signed Free Agent, New Jersey; Oct. 3, 1989)

Born on Oct. 27, 1967 in New Orleans, LA; 6-foot-6; 200 pounds. With Rockets 1995-96; also played for New Jersey 1989-90; Golden State 1991-92; L.A. Clippers 1992-93; Portland 1993-94; Philadelphia 1994-95; Washington 1996-97; San Antonio 1997-2001; Orlando 2001-2002

									— Rebounds —									
Seasons	G	MIN	FGM-A	PCT	3FTM-A	PCT	FTM-A	PCT	OFF	DEF	TOT	AST	PF-D	ST	BL	PTS	AVG	HI
HOU - 1	4	33	0-8	.000	0-5	.000	8-10	.800	0	3	3	0	5-0	1	0	8	2.0	7

Jim Jackson #21 — Ohio State '92 (1st, 1992, Dallas, 4th)

Born Oct. 14, 1970 in Toledo, OH; 6-foot-6, 220 pounds. With Rockets: 2003-05; also played for Dallas 1992-97; New Jersey 1996-97; Philadelphia 1997-98; Golden State 1997-98; Portland 1998-99; Atlanta 1999-2001; Cleveland 2000-01; Miami 2001-02; Sacramento 2002-03; Phoenix 2004-06; L.A. Lakers 2005-06

									— Rebounds —									
Seasons	G	MIN	FGM-A	PCT	3FTM-A	PCT	FTM-A	PCT	OFF	DEF	TOT	AST	PF-D	ST	BL	PTS	AVG	HI
HOU - 2	104	4109	500-1183	.423	216-552	.391	137-160	.856	62	540	602	312	294-2	109	24	1353	13.0	28
Playoffs																		
HOU - 1	5	221	29-73	.397	8-29	.276	8-12	.667	3	49	52	10	9-0	5	1	74	14.8	19

Mark Jackson #31 — St. John's '87 (1st, 1987, New York, 18th)

Born Apr. 1, 1965 in Brooklyn NY; 6-foot-3, 205 pounds. With Rockets: 2003-04; also played for New York 1987-92, 2000-02; L.A. Clippers 1992-94; Indiana 1994-2000; Denver 1996-97; Toronto 2000-01; Utah 2002-03; former New Jersey Nets broadcaster; former analyst for ABC/ESPN; head coach Golden State 2011-14

									— Rebounds —									
Seasons	G	MIN	FGM-A	PCT	3FTM-A	PCT	FTM-A	PCT	OFF	DEF	TOT	AST	PF-D	ST	BL	PTS	AVG	HI
HOU - 1	42	577	34-100	.340	7-41	.171	28-39	.718	10	60	70	119	41-0	17	1	103	2.5	25
Playoffs																		
HOU - 1	5	38	1-6	.167	0-3	.000	0-0	.000	0	3	3	5	1-0	2	0	2	0.4	2

Dave Jamerson #32 — Ohio '90 (1st, 1990, Miami, 15th)

Born Aug. 13, 1967 in Stow, OH; 6-foot-5, 192 pounds. With Rockets: 1990-92 (Missed 1992-93 season due to knee injury); also played for Utah 1993-94; New Jersey 1993-94

									— Rebounds —									
Seasons	G	MIN	FGM-A	PCT	3FTM-A	PCT	FTM-A	PCT	OFF	DEF	TOT	AST	PF-D	ST	BL	PTS	AVG	HI
HOU - 2	85	580	122-304	.401	13-47	.277	47-54	.870	31	42	73	60	63-0	23	1	304	3.6	16
Playoffs																		
HOU - 1	2	21	5-13	.385	0-1	.000	6-6	1.000	1	2	3	4	4-0	1	0	16	8.0	12

Henry James #21 — St. Mary's [TX] '88 (Signed Free Agent, Cleveland; July 30, 1990)

Born on July 29, 1965 in Centerville, AL; 6-foot-8, 220 pounds. With Rockets: 1995-96; also played for Cleveland 1990-92, 1997-98; Sacramento 1992-93; Utah 1992-93; L.A. Clippers 1993-94; Atlanta 1996-97

									— Rebounds —									
Seasons	G	MIN	FGM-A	PCT	3FTM-A	PCT	FTM-A	PCT	OFF	DEF	TOT	AST	PF-D	ST	BL	PTS	AVG	HI
HOU - 1	7	58	10-24	.417	5-15	.333	5-5	1.000	3	3	6	2	13-0	0	0	30	4.3	16

MIKE JAMES #13, #7 — Duquesne '98 (Signed Free Agent, Miami; July 20, 2001)

Born June 23, 1975 in Amityville, NY; 6-foot-2, 188 pounds. With Rockets: 2004-05, 2007-08; also played for Miami 2001-03; Boston 2003-04; Detroit 2003-04; Milwaukee 2004-05; Toronto 2005-06; Minnesota 2006-07; New Orleans 2007-09; Washington 2008-10; Chicago 2011-12; Dallas 2012-13

									— Rebounds —									
Seasons	G	MIN	FGM-A	PCT	3FTM-A	PCT	FTM-A	PCT	OFF	DEF	TOT	AST	PF-D	ST	BL	PTS	AVG	HI
HOU - 2	60	1229	205-517	.397	66-181	.365	75-97	.773	23	115	138	132	104-0	42	4	551	9.2	26
Playoffs																		
HOU - 1	7	171	29-62	.468	0-9	.000	23-24	.958	2	11	13	16	17-0	6	2	81	11.6	22

JARED JEFFRIES #20 — Indiana '02 (1st, 2002, Washington, 11th)

Born Nov. 25, 1981 in Bloomington, IN; 6-foot-11, 240 pounds. With Rockets: 2009-11; also played for Washington 2002-06; New York 2006-10, 2010-12; Portland 2012-13

									— Rebounds —									
Seasons	G	MIN	FGM-A	PCT	3FTM-A	PCT	FTM-A	PCT	OFF	DEF	TOT	AST	PF-D	ST	BL	PTS	AVG	HI
HOU - 2	36	470	47-120	.392	2-15	.133	19-37	.514	51	49	100	29	67-0	16	16	115	3.2	12

Chris Jent #21 — Ohio State '92 (Signed Free Agent, ROCKETS; April 19, 1994)

Born January 11, 1970 in Orange, CA; 6-foot-7, 222 pounds. With Rockets: 1993-94; also played for New York 1996-97; assistant coach Orlando 2004-05; assistant coach/director of player development Cleveland 2006-11; assistant coach Sacramento 2013-14

									— Rebounds —									
Seasons	G	MIN	FGM-A	PCT	3FTM-A	PCT	FTM-A	PCT	OFF	DEF	TOT	AST	PF-D	ST	BL	PTS	AVG	HI
HOU - 1	3	78	13-26	.500	4-11	.364	1-2	.500	4	11	15	7	13-1	0	0	31	10.3	15
Playoffs																		
HOU - 1	11	62	5-20	.250	3-13	.231	0-0	.000	1	8	9	7	7-0	2	0	13	1.2	6

Alfonso "Buck" Johnson #1 — Alabama '86 (1st, 1986, ROCKETS, 20th)

Born Jan. 3, 1964 in Birmingham, AL; 6-foot-7, 200 pounds. With Rockets: 1986-92; also played for Washington 1992-93

									— Rebounds —									
Seasons	G	MIN	FGM-A	PCT	3FTM-A	PCT	FTM-A	PCT	OFF	DEF	TOT	AST	PF-D	ST	BL	PTS	AVG	HI
HOU - 6	432	10562	1729-3539	.489	7-59	.119	674-912	.739	545	1020	1565	767	1216-19	368	234	4139	9.6	32
Playoffs																		
HOU - 5	20	382	53-125	.424	0-2	.000	24-33	.727	20	28	48	29	46-0	12	5	130	6.5	16

Avery Johnson #6 — Southern '88 (Signed Free Agent, Seattle; Aug. 2, 1988)

Born March 25, 1965 in New Orleans, LA; 5-foot-11, 180 pounds. With Rockets: 1991-92; also played for Seattle 1988-90; Denver 1990-91; San Antonio 1990-91, 1992-93, 1994-2001; Golden State 1993-94, 2003-04; Denver 2001-02; Dallas 2001-03; assistant coach Dallas 2004-05; head coach Dallas 2004-08; former studio analyst for ABC/ESPN; head coach New Jersey/Brooklyn 2010-13

									— Rebounds —									
Seasons	G	MIN	FGM-A	PCT	3FTM-A	PCT	FTM-A	PCT	OFF	DEF	TOT	AST	PF-D	ST	BL	PTS	AVG	HI
HOU - 1	49	772	103-222	.464	3-10	.300	42-69	.609	8	37	45	166	46-0	40	6	251	5.1	22

Eddie Johnson #8 — Illinois '81 (2nd, 1981, Kansas City, 29th)

Born May 1, 1959 in Chicago, IL; 6-foot-7, 215 pounds. With Rockets: 1996-99; also played for Kansas City/Sacramento 1981-87; Phoenix 1987-1991; Seattle 1990-1993; Charlotte 1993-94; Indiana 1995-97; analyst for Phoenix broadcasts

									— Rebounds —									
Seasons	G	MIN	FGM-A	PCT	3FTM-A	PCT	FTM-A	PCT	OFF	DEF	TOT	AST	PF-D	ST	BL	PTS	AVG	HI
HOU - 3	102	2115	334-783	.427	106-302	.351	148-177	.836	74	179	253	124	140-0	42	4	922	9.0	37
Playoffs																		
HOU - 2	21	373	57-144	.396	17-57	.298	30-32	.938	19	25	44	11	27-0	5	0	161	7.7	31

Frank Johnson #15 — Wake Forest '81 (1st, 1981, Washington, 11th)

Born Nov. 23, 1958 in Weirsdale, FL; 6-foot-3, 185 pounds. With Rockets: 1988-89; also played for Washington 1981-88; Phoenix 1992-93; assistant coach Phoenix 1997-2002; head coach Phoenix 2001-03

									— Rebounds —									
Seasons	G	MIN	FGM-A	PCT	3FTM-A	PCT	FTM-A	PCT	OFF	DEF	TOT	AST	PF-D	ST	BL	PTS	AVG	HI
HOU - 1	67	879	109-246	.443	1-6	.167	75-93	.806	22	57	79	181	91-0	42	0	294	4.4	17
Playoffs																		
HOU - 1	4	36	2-6	.333	0-1	.000	6-10	.600	1	4	5	7	3-0	1	0	10	2.5	6

George E. Johnson #16, #6 — Stephen F. Austin '70 (1st, 1970, Baltimore, 9th)

Born June 19, 1947 in Harleton, TX; 6-foot-11, 255 pounds. With Rockets: 1972-74; also played for Baltimore 1970-71

									— Rebounds —									
Seasons	G	MIN	FGM-A	PCT	3FTM-A	PCT	FTM-A	PCT	OFF	DEF	TOT	AST	PF-D	ST	BL	PTS	AVG	HI
HOU - 2	45	407	43-90	.478	-	-	11-21	.524	-	-	106	12	79-1	-	-	97	2.2	8

John Johnson #34, #27 — Iowa '70 (1st, 1970, Cleveland, 7th)

Born Oct. 18, 1947 in Carthage, MS; 6-foot-7, 200 pounds. With Rockets: 1975-78; also played for Cleveland 1970-73; Portland 1973-76; Seattle 1978-82

									— Rebounds —									
Seasons	G	MIN	FGM-A	PCT	3FTM-A	PCT	FTM-A	PCT	OFF	DEF	TOT	AST	PF-D	ST	BL	PTS	AVG	HI
HOU - 3	147	3234	595-1309	.455	-	-	193-263	.734	158	403	561	361	365-1	97	52	1383	9.4	30
Playoffs																		
HOU - 1	12	146	24-61	.393	-	-	10-15	.667	7	22	29	9	20-0	4	0	58	4.8	13

Lee Johnson #1 — East Texas State '79 (1st, 1979, ROCKETS, 17th)

Born June 16, 1957 in Plummerville, AR; 6-foot-11, 210 pounds. With Rockets: 1980-81; also played for Detroit 1980-81

									— Rebounds —									
Seasons	G	MIN	FGM-A	PCT	3FTM-A	PCT	FTM-A	PCT	OFF	DEF	TOT	AST	PF-D	ST	BL	PTS	AVG	HI
HOU - 1	10	80	7-23	.304	0-0	.000	3-5	.600	6	14	20	1	17-0	0	5	17	1.7	6

Bobby Jones #15 — Washington '06 (2nd, 2006, Minnesota, 37th)

Born Jan. 9, 1984 in Compton, CA; 6-foot-7, 215 pounds. With Rockets: 2007-08; also played for Philadelphia 2006-07; Denver 2007-08; Memphis 2007-08; Miami 2007-08; San Antonio 2007-08

									— Rebounds —									
Seasons	G	MIN	FGM-A	PCT	3FTM-A	PCT	FTM-A	PCT	OFF	DEF	TOT	AST	PF-D	ST	BL	PTS	AVG	HI
HOU - 1	4	9	2-4	.500	0-0	.000	0-0	.000	0	1	1	0	3-0	1	0	4	1.0	2

Caldwell Jones #27 — Albany State [GA] '73 (2nd, 1973, Philadelphia, 32nd)

Born Aug. 4, 1950 in McGehee, AR; 6-foot-11, 225 pounds (brother of Charles and Major Jones). With Rockets: 1982-84; also played for San Diego (ABA) 1973-76; Kentucky (ABA) 1975-76; St. Louis (ABA) 1975-76; Philadelphia 1976-82; Chicago 1984-85; Portland 1985-89; San Antonio 1989-90; assistant coach Portland 2002-03

									— Rebounds —									
Seasons	G	MIN	FGM-A	PCT	3FTM-A	PCT	FTM-A	PCT	OFF	DEF	TOT	AST	PF-D	ST	BL	PTS	AVG	HI
HOU - 2	163	4946	625-1310	.477	1-5	.200	326-402	.811	390	860	1250	294	613-9	92	211	1577	9.7	29

Charles Jones #27 — Albany State [GA] '79 (8th, 1979, Phoenix, 165th)

Born April 3, 1957 in McGehee, AR; 6-foot-9, 235 pounds (brother of Caldwell and Major Jones). With Rockets: 1994-98; also played for Philadelphia 1983-84; Chicago 1984-85; Washington 1984-93; Detroit 1993-94

									— Rebounds —									
Seasons	G	MIN	FGM-A	PCT	3FTM-A	PCT	FTM-A	PCT	OFF	DEF	TOT	AST	PF-D	ST	BL	PTS	AVG	HI
HOU - 4	85	553	16-37	.432	0-0	.000	6-17	.353	47	71	118	20	82-0	8	35	38	0.4	3
Playoffs																		
HOU - 4	27	258	5-14	.357	0-1	.000	6-14	.429	13	35	48	2	59-0	4	10	16	0.6	6

Dwight Jones #13 — Houston '73 (1st, 1973, Atlanta, 9th)

Born Feb. 27, 1952 in Houston, TX; 6-foot-10, 210 pounds. With Rockets: 1976-80; also played for Atlanta 1973-76; Chicago 1979-83; L.A. Lakers 1982-83

									— Rebounds —									
Seasons	G	MIN	FGM-A	PCT	3FTM-A	PCT	FTM-A	PCT	OFF	DEF	TOT	AST	PF-D	ST	BL	PTS	AVG	HI
HOU - 4	258	5208	744-1629	.457	0-0	.000	405-527	.769	454	871	1325	225	692-4	153	89	1893	7.4	25
Playoffs																		
HOU - 2	14	279	35-76	.461	0-0	.000	24-29	.828	17	46	63	18	35-2	9	7	94	6.7	18

Major Jones #11 — Albany State [GA] '76 (2nd, 1976, Portland, 20th)

Born July 9, 1953 in McGehee, AR; 6-foot-9, 225 pounds (brother of Caldwell and Charles Jones). With Rockets: 1979-84; also played for New York (ABA) 1977-78; Detroit 1984-85

									— Rebounds —									
Seasons	G	MIN	FGM-A	PCT	3FTM-A	PCT	FTM-A	PCT	OFF	DEF	TOT	AST	PF-D	ST	BL	PTS	AVG	HI
HOU - 5	327	4645	630-1298	.485	1-9	.111	253-437	.579	470	725	1195	200	565-0	124	155	1514	4.6	21
Playoffs																		
HOU - 2	18	158	21-39	.539	0-0	.000	8-14	.571	15	25	40	9	23-0	3	4	50	2.8	11

Nick Jones #12 — Oregon '67 (3rd, 1967, ROCKETS, 31st)

Born March 28, 1945; 6-foot-2, 190 pounds. With Rockets: 1967-68; also played for Dallas (ABA) 1968-69, 1972-73; Miami (ABA) 1968-69; San Francisco/Golden State 1970-72

									— Rebounds —									
Seasons	G	MIN	FGM-A	PCT	3FTM-A	PCT	FTM-A	PCT	OFF	DEF	TOT	AST	PF-D	ST	BL	PTS	AVG	HI
SD - 1	42	603	86-232	.371	-	-	55-69	.797	-	-	67	89	84-0	-	-	227	5.4	15

Robin Jones #34 — St. Louis '75 (Signed Free Agent, Portland; Oct., 1976)

Born Feb. 2, 1954 in St. Louis, MO; 6-foot-9, 225 pounds. With Rockets: 1977-78; also played for Portland 1976-77

									— Rebounds —									
Seasons	G	MIN	FGM-A	PCT	3FTM-A	PCT	FTM-A	PCT	OFF	DEF	TOT	AST	PF-D	ST	BL	PTS	AVG	HI
HOU - 1	12	66	11-20	.550	-	-	4-10	.400	5	9	14	2	16-0	1	1	26	2.2	6

TERRENCE JONES #6 — Kentucky '12 (1st, 2012, ROCKETS, 18th)

Born Jan. 9, 1992 in Portland, OR; 6-foot-9, 252 pounds. With Rockets: 2012-13

									— Rebounds —									
Seasons	G	MIN	FGM-A	PCT	3FTM-A	PCT	FTM-A	PCT	OFF	DEF	TOT	AST	PF-D	ST	BL	PTS	AVG	HI
HOU - 1	19	276	43-94	.457	5-19	.263	13-17	.765	28	37	65	15	21-0	12	19	104	5.5	14
Playoffs																		
HOU - 1	2	35	4-10	.400	0-2	.000	0-3	.000	5	10	15	1	2-0	0	1	8	4.0	4

Eugene "Goo" Kennedy #30 — Texas Christian '71 (9th, 1971, Portland, 139th)

Born Aug. 23, 1949 in Charlotte, NC; 6-foot-5, 215 pounds. With Rockets: 1976-77; also played for Dallas (ABA) 1971-73; San Antonio (ABA) 1973-74; St. Louis (ABA) 1974-75; Utah (ABA) 1975-76

									— Rebounds —									
Seasons	G	MIN	FGM-A	PCT	3FTM-A	PCT	FTM-A	PCT	OFF	DEF	TOT	AST	PF-D	ST	BL	PTS	AVG	HI
HOU - 1	32	277	31-58	.534	-	-	3-8	.375	14	37	51	6	45-1	7	5	65	2.0	10
Playoffs																		
HOU - 1	6	35	5-10	.500	-	-	2-2	1.000	4	8	12	0	6-0	0	0	12	2.0	6

Toby Kimball #7 — Connecticut '65 (3rd, 1965, Boston, 20th)

Born Sept. 7, 1942 in Framingham, MS; 6-foot-8, 225 pounds. With Rockets: 1967-71; also played for Boston 1966-67; Milwaukee 1971-72; Kansas City 1972-73; Philadelphia 1973-74; New Orleans 1974-75

									— Rebounds —									
Seasons	G	MIN	FGM-A	PCT	3FTM-A	PCT	FTM-A	PCT	OFF	DEF	TOT	AST	PF-D	ST	BL	PTS	AVG	HI
SD - 4	314	6921	922-2226	.414	-	-	456-849	.537	-	-	2643	394	804-11	-	-	2300	7.3	23
Playoffs																		
SD - 1	6	197	23-53	.434	-	-	13-25	.520	-	-	74	4	17-0	-	-	59	9.8	16

Brandin Knight #10 — Pittsburgh '03 (Signed Free Agent, ROCKETS; Jan. 16, 2005)

Born Dec. 16, 1981 in Livingston, NJ; 6-foot, 190 pounds. With Rockets: 2004-05

									— Rebounds —									
Seasons	G	MIN	FGM-A	PCT	3FTM-A	PCT	FTM-A	PCT	OFF	DEF	TOT	AST	PF-D	ST	BL	PTS	AVG	HI
HOU - 1	1	3	0-1	.000	0-0	.000	0-0	.000	0	0	0	1	0-0	0	0	0	0.0	0

Don Kojis #44 — Marquette '61 (2nd, 1961, Chicago, 21st)

Born July 15, 1939 in Milwaukee, WI; 6-foot-6, 202 pounds. With Rockets: 1967-70; also played for Baltimore 1963-64; Detroit 1964-66; Chicago 1966-67; Seattle 1970-72; Kansas City 1972-75; Co-Founder of Whispering Winds Catholic Camp and Conference Center (Julian, CA)

									— Rebounds —									
Seasons	G	MIN	FGM-A	PCT	3FTM-A	PCT	FTM-A	PCT	OFF	DEF	TOT	AST	PF-D	ST	BL	PTS	AVG	HI
SD - 3	206	7256	1555-3527	.441	-	-	927-1250	.742	-	-	1874	468	697-12	-	-	4037	19.6	42
Playoffs																		
SD - 1	6	232	48-109	.440	-	-	25-31	.806	-	-	51	21	22-1	-	-	121	20.2	26

Kevin Kunnert #20, #44 — Iowa '73 (1st, 1973, Chicago, 12th)

Born Nov. 11, 1951 in Dubuque, IA; 7-foot, 231 pounds. With Rockets: 1973-78; also played for Buffalo 1973-74; San Diego 1978-79; Portland 1979-82

									— Rebounds —									
Seasons	G	MIN	FGM-A	PCT	3FTM-A	PCT	FTM-A	PCT	OFF	DEF	TOT	AST	PF-D	ST	BL	PTS	AVG	HI
HOU - 5	341	8699	1568-3271	.479	-	-	414-603	.687	993	1898	2891	532	1282-47	175	413	3550	10.4	31
Playoffs																		
HOU - 2	20	572	86-185	.465	-	-	29-49	.592	59	108	167	26	88-3	6	21	201	10.1	21

C.J. Kupec #25 — Michigan '75 (4th, 1975, L.A. Lakers, 56th)

Born Jan. 16, 1953 in Oaklawn, IL; 6-foot-8, 220 pounds. With Rockets: 1977-78; also played for L.A. Lakers 1975-77

									— Rebounds —									
Seasons	G	MIN	FGM-A	PCT	3FTM-A	PCT	FTM-A	PCT	OFF	DEF	TOT	AST	PF-D	ST	BL	PTS	AVG	HI
HOU - 1	49	626	84-197	.426	-	-	27-33	.818	27	64	91	50	54-0	10	3	195	4.0	14

Maciej Lampe #30 — Poland '03 (2nd, 2003, New York, 30th)

Born Feb. 5, 1985 in Lodz, Poland; 6-foot-11, 275 pounds. With Rockets: 2005-06; also played for Phoenix 2003-05; New Orleans/Oklahoma City 2004-06

									— Rebounds —									
Seasons	G	MIN	FGM-A	PCT	3FTM-A	PCT	FTM-A	PCT	OFF	DEF	TOT	AST	PF-D	ST	BL	PTS	AVG	HI
HOU - 1	4	12	2-7	.286	0-0	.000	0-2	.000	3	2	5	0	0-0	0	0	4	1.0	2

CARL LANDRY #14 — Purdue '07 (2nd, 2007, Seattle, 31st)

Born Sept. 19, 1983 in Milwaukee, WI; 6-foot-9, 248 pounds. With Rockets: 2007-10; also played for Sacramento 2009-11, New Orleans 2010-12; Golden State 2012-13

									— Rebounds —									
Seasons	G	MIN	FGM-A	PCT	3FTM-A	PCT	FTM-A	PCT	OFF	DEF	TOT	AST	PF-D	ST	BL	PTS	AVG	HI
HOU - 3	163	3593	677-1189	.569	1-4	.250	464-582	.797	342	494	836	100	410-3	71	84	1819	11.2	31
Playoffs																		
HOU - 2	19	346	50-96	.521	0-2	.000	31-49	.633	31	48	79	3	35-0	11	8	131	6.9	21

Dan Langhi #14 — Vanderbilt '00 (2nd, 2000, Dallas, 31st)

Born Nov. 28, 1977 in Chicago, IL; 6-foot-11, 220 pounds. With Rockets: 2000-02; also played for Phoenix 2002-03; Golden State 2003-04; Milwaukee 2003-04

									— Rebounds —									
Seasons	G	MIN	FGM-A	PCT	3FTM-A	PCT	FTM-A	PCT	OFF	DEF	TOT	AST	PF-D	ST	BL	PTS	AVG	HI
HOU - 2	67	675	86-224	.384	1-5	.200	24-40	.600	35	73	108	18	41-0	15	6	197	2.9	17

Stu Lantz #22 — Nebraska '68 (3rd, 1968, ROCKETS, 23rd)

Born July 13, 1946 in Uniontown, PA; 6-foot-3, 175 pounds. With Rockets: 1968-72; also played for Detroit 1972-74; New Orleans 1974; L.A. Lakers 1974-76; analyst for L.A. Lakers broadcasts

									— Rebounds —									
Seasons	G	MIN	FGM-A	PCT	3FTM-A	PCT	FTM-A	PCT	OFF	DEF	TOT	AST	PF-D	ST	BL	PTS	AVG	HI
SD/HOU - 4	318	10048	1817-4093	.444	-	-	1313-1634	.804	-	-	1242	1067	857-7	-	-	4947	15.6	43
Playoffs																		
SD - 1	6	208	30-69	.435	-	-	21-27	.778	-	-	21	10	22-0	-	-	81	13.5	23

Allen Leavell #30 — Oklahoma City '79 (5th, 1979, ROCKETS, 104th)

Born May 27, 1957 in Muncie, IN; 6-foot-2, 190 pounds. With Rockets: 1979-89

									— Rebounds —									
Seasons	G	MIN	FGM-A	PCT	3FTM-A	PCT	FTM-A	PCT	OFF	DEF	TOT	AST	PF-D	ST	BL	PTS	AVG	HI
HOU - 10	700	16248	2549-5666	.450	141-603	.234	1445-1733	.834	294	870	1164	3339	1489-9	929	120	6684	9.9	42
Playoffs																		
HOU - 8	63	1072	138-377	.366	13-44	.296	113-131	.863	18	62	80	203	109-2	57	8	402	6.4	28

COURTNEY LEE #5 — Western Kentucky '08 (1st, 2008, Orlando, 22nd)

Born Oct. 3, 1985 in Indianapolis, IN; 6-foot-5, 200 pounds. With Rockets: 2010-12; also played for Orlando 2008-09, New Jersey 2009-10; Boston 2012-13

									— Rebounds —									
Seasons	G	MIN	FGM-A	PCT	3FTM-A	PCT	FTM-A	PCT	OFF	DEF	TOT	AST	PF-D	ST	BL	PTS	AVG	HI
HOU - 2	139	3480	504-1156	.436	158-391	.404	166-206	.806	77	291	368	188	208-1	126	40	1332	9.6	25

JEREMY LIN #7 — Harvard ’10 (Signed Free Agent, Golden State; July 21, 2010)

Born Aug. 23, 1988 in Palo Alto, CA; 6-foot-3, 200 pounds. With Rockets: 2012-13; also played with Golden State 2010-11; New York 2011-12

									— Rebounds —									
Seasons	G	MIN	FGM-A	PCT	3FTM-A	PCT	FTM-A	PCT	OFF	DEF	TOT	AST	PF-D	ST	BL	PTS	AVG	HI
HOU - 1	82	2640	396-897	.441	87-257	.339	216-275	.785	32	215	247	497	205-2	134	29	1095	13.4	38
Playoffs																		
HOU - 1	4	84	6-24	.250	2-12	.167	2-2	1.000	0	8	8	8	9-0	2	1	16	4.0	7

Randy Livingston #3 — Louisiana State ’96 (2nd, 1996, ROCKETS, 42nd)

Born April 2, 1975 in New Orleans, LA; 6-foot-4, 209 pounds. With Rockets: 1996-97; also played for Atlanta 1997-98; Phoenix 1998-2000; Golden State 2000-01; Seattle 2001-02, 2006-07; New Orleans 2002-03; L.A. Clippers 2003-04; Utah 2004-05; Chicago 2005-06; associate head coach Idaho (D-League) 2008-09; assistant coach Maine (D-League) 2009-10; head coach Idaho (D-League) 2010-12

									— Rebounds —									
Seasons	G	MIN	FGM-A	PCT	3FTM-A	PCT	FTM-A	PCT	OFF	DEF	TOT	AST	PF-D	ST	BL	PTS	AVG	HI
HOU - 1	64	981	100-229	.437	9-22	.409	42-65	.646	32	62	94	155	107-0	39	12	251	3.9	12
Playoffs																		
HOU - 1	2	15	1-4	.250	1-1	1.000	0-0	.000	0	0	0	4	1-0	1	0	3	1.5	3

Lewis Lloyd #32 — Drake ’81 (4th, 1981, Golden State, 76th)

Born Feb. 22, 1959 in Philadelphia, PA; 6-foot-6, 205 pounds. With Rockets: 1983-87, 1989-90; also played for Golden State 1981-83; Philadelphia 1989-90

									— Rebounds —									
Seasons	G	MIN	FGM-A	PCT	3FTM-A	PCT	FTM-A	PCT	OFF	DEF	TOT	AST	PF-D	ST	BL	PTS	AVG	HI
HOU - 5	297	7951	1853-3531	.525	9-43	.209	669-856	.782	402	514	916	1002	701-5	299	101	4384	14.8	38
Playoffs																		
HOU - 2	25	763	154-318	.484	2-5	.400	57-72	.792	49	46	95	111	59-0	23	14	367	14.7	28

KYLE LOWRY #7 — Villanova ’06 (1st, 2006, Memphis, 24th)

Born March 25, 1986 in Philadelphia, PA; 6-foot, 205 pounds. With Rockets: 2008-12; also played for Memphis 2006-09; Toronto 2012-13

									— Rebounds —									
Seasons	G	MIN	FGM-A	PCT	3FTM-A	PCT	FTM-A	PCT	OFF	DEF	TOT	AST	PF-D	ST	BL	PTS	AVG	HI
HOU - 4	218	6332	816-1948	.419	253-719	.352	630-774	.814	230	617	847	1212	570-0	256	55	2515	11.5	36
Playoffs																		
HOU - 1	13	254	21-63	.333	4-16	.250	23-31	.742	8	30	38	32	23-0	12	1	69	5.3	12

John Lucas Jr. #15, #5, #10 — Maryland ’76 (1st, 1976, ROCKETS, 1st)

Born Oct. 31, 1953 in Durham, NC; 6-foot-3, 185 pounds. With Rockets: 1976-78, 1984-86, 1989-90; also played for Golden State 1978-81; Washington 1981-83; San Antonio 1983-84; Milwaukee 1986-88; Seattle 1988-89; head coach San Antonio 1992-94; head coach Philadelphia 1994-96; assistant coach Denver 1998-2000; head coach Cleveland 2001-03; assistant coach L.A. Clippers 2009-10; founder of STAND and John Lucas Aftercare Programs; father of John Lucas III

									— Rebounds —									
Seasons	G	MIN	FGM-A	PCT	3FTM-A	PCT	FTM-A	PCT	OFF	DEF	TOT	AST	PF-D	ST	BL	PTS	AVG	HI
HOU - 5	325	9680	1480-3316	.446	92-299	.308	704-903	.780	179	613	792	2358	643-1	469	37	3756	11.6	31
Playoffs																		
HOU - 2	17	582	101-219	.461	2-14	.143	40-56	.714	11	43	54	110	47-1	30	4	244	14.4	24

JOHN LUCAS III #15 — Oklahoma State ’05 (Signed Free Agent, ROCKETS; Dec. 29, 2005)

Born Nov. 21, 1982 in Washington, DC; 5-foot-11, 165 pounds. With Rockets: 2005-07; also with Oklahoma City 2008-09; Chicago 2010-12; Toronto 2012-13; son of former Rockets player John Lucas Jr.

									— Rebounds —									
Seasons	G	MIN	FGM-A	PCT	3FTM-A	PCT	FTM-A	PCT	OFF	DEF	TOT	AST	PF-D	ST	BL	PTS	AVG	HI
HOU - 2	60	490	76-192	.396	17-68	.250	15-19	.789	11	30	41	45	44-0	22	0	184	3.1	13
Playoffs																		
HOU - 1	2	8	0-1	.000	0-1	.000	0-0	.000	0	0	0	0	0-0	1	0	0	0.0	0

Tyronn Lue #10 — Nebraska ’98 (1st, 1998, Denver, 23rd)

Born May 3, 1977 in Mexico, MO; 6-foot, 178 pounds. With Rockets: 2004-05; also played for L.A. Lakers 1998-2001; Washington 2001-03; Orlando 2003-04, 2008-09; Atlanta 2004-08; Dallas 2007-08; Milwaukee 2008-09; assistant coach Boston 2011-13; assistant coach L.A. Clippers 2013-14

									— Rebounds —									
Seasons	G	MIN	FGM-A	PCT	3FTM-A	PCT	FTM-A	PCT	OFF	DEF	TOT	AST	PF-D	ST	BL	PTS	AVG	HI
HOU - 1	21	479	48-122	.393	15-45	.333	14-18	.778	0	40	40	58	48-0	8	0	125	6.0	15

SCOTT MACHADO #1 — Iona ’12 (Signed Free Agent, ROCKETS; Sept. 7, 2012)

Born June 8, 1990 in Queens, NY; 6-foot-1, 205 pounds. With Rockets: 2012-13; also played for Golden State 2012-13

									— Rebounds —									
Seasons	G	MIN	FGM-A	PCT	3FTM-A	PCT	FTM-A	PCT	OFF	DEF	TOT	AST	PF-D	ST	BL	PTS	AVG	HI
HOU - 1	6	21	3-6	.500	0-1	.000	2-2	1.000	0	1	1	6	0-0	2	0	8	1.3	2

Sam Mack #4, #5, #7 — Houston '92 (Signed Free Agent, San Antonio; Sept. 25, 1992)

Born May 26, 1970 in Chicago, NY; 6-foot-7, 200 pounds. With Rockets: 1995-97, 1998-99; also played for San Antonio 1993-94; Vancouver 1997-98; Golden State 1999-2000; Miami 2001-02

									— Rebounds —									
Seasons	G	MIN	FGM-A	PCT	3FTM-A	PCT	FTM-A	PCT	OFF	DEF	TOT	AST	PF-D	ST	BL	PTS	AVG	HI
HOU - 3	108	2278	307-721	.426	146-388	.376	97-116	.836	45	201	246	169	183-0	66	18	857	7.9	38
Playoffs																		
HOU - 2	10	170	18-53	.340	12-35	.343	14-20	.700	1	17	18	8	12-0	5	0	62	6.2	20

Tito Maddox #6 — Fresno State '02 (2nd, 2002, ROCKETS, 38th)

Born June 7, 1981 in Compton, CA; 6-foot-4, 190 pounds. With Rockets: 2002-03

									— Rebounds —									
Seasons	G	MIN	FGM-A	PCT	3FTM-A	PCT	FTM-A	PCT	OFF	DEF	TOT	AST	PF-D	ST	BL	PTS	AVG	HI
HOU - 1	9	35	3-12	.250	0-3	.000	5-8	.625	1	6	7	5	4-0	3	1	11	1.2	5

Moses Malone #21, #24 — Petersburg [VA] H.S. '74 (3rd, 1974, Utah Stars [ABA], 22nd)

Born March 23, 1955 in Petersburg, VA; 6-foot-10, 255 pounds. With Rockets: 1976-82 (#24 retired); also played for Utah (ABA) 1974-75; St. Louis (ABA) 1975-76; Buffalo 1976-77, Philadelphia 1982-86, 1993-94; Washington 1986-88; Atlanta 1988-91; Milwaukee 1991-93, San Antonio 1994-95; inducted into the Basketball Hall of Fame (2001); assistant coach Philadelphia 2006-07

									— Rebounds —									
Seasons	G	MIN	FGM-A	PCT	3FTM-A	PCT	FTM-A	PCT	OFF	DEF	TOT	AST	PF-D	ST	BL	PTS	AVG	HI
HOU - 6	464	17780	4047-7879	.514	1-15	.067	3024-4108	.736	3009	3950	6959	697	1317-5	433	758	11119	24.0	53
Playoffs																		
HOU - 5	45	1962	409-840	.487	0-3	.000	271-375	.723	304	393	697	61	127-0	33	81	1089	24.2	42

Matt Maloney #12 — Pennsylvania '95 (Signed Free Agent, ROCKETS; Oct. 1, 1996)

Born Dec. 6, 1971 in Silver Springs, MD; 6-foot-3, 200 pounds. With Rockets: 1996-99; also played for Chicago 1999-2000; Atlanta 2000-01, 2002-03

									— Rebounds —									
Seasons	G	MIN	FGM-A	PCT	3FTM-A	PCT	FTM-A	PCT	OFF	DEF	TOT	AST	PF-D	ST	BL	PTS	AVG	HI
HOU - 3	175	4789	515-1229	.419	281-742	.379	146-182	.802	37	275	312	543	231-0	148	6	1457	8.3	24
Playoffs																		
HOU - 2	21	691	71-183	.388	48-128	.375	22-30	.733	1	26	27	68	42-0	12	5	212	10.1	26

Jack Marin #24 — Duke '66 (1st, 1966, Baltimore, 5th)

Born Oct. 12, 1944 in Sharon, PA; 6-foot-6, 210 pounds. With Rockets: 1972-74; also played for Baltimore 1966-72; Buffalo 1973-76; Chicago 1975-77

									— Rebounds —									
Seasons	G	MIN	FGM-A	PCT	3FTM-A	PCT	FTM-A	PCT	OFF	DEF	TOT	AST	PF-D	ST	BL	PTS	AVG	HI
HOU - 2	128	4121	834-1777	.469	-	-	330-390	.846	-	-	605	412	367-6	-	-	1998	15.6	35

KEVIN MARTIN #12 — Western Carolina '04 (1st, 2004, Sacramento, 26th)

Born Feb. 1, 1983 in Zanesville, OH; 6-foot-7, 185 pounds. With Rockets: 2009-12; also played for Sacramento 2004-10; Oklahoma City 2012-13

									— Rebounds —									
Seasons	G	MIN	FGM-A	PCT	3FTM-A	PCT	FTM-A	PCT	OFF	DEF	TOT	AST	PF-D	ST	BL	PTS	AVG	HI
HOU - 3	144	4726	929-2158	.430	285-784	.364	925-1033	.895	50	384	434	362	270-1	131	20	3068	21.3	45

Tony Massenburg #44 — Maryland '90 (2nd, 1990, San Antonio, 43rd)

Born July 13, 1967 in Sussex, VA; 6-foot-9, 250 pounds. With Rockets: 1999-2000; also played for San Antonio 1990-92, 2004-05; Charlotte 1991-92; Boston 1991-92; Golden State 1991-92; L.A. Clippers 1994-95; Toronto 1995-96; Philadelphia 1995-96; New Jersey 1996-97; Vancouver/Memphis 1997-99, 2000-02; Utah 2002-03; Sacramento 2003-04

									— Rebounds —									
Seasons	G	MIN	FGM-A	PCT	3FTM-A	PCT	FTM-A	PCT	OFF	DEF	TOT	AST	PF-D	ST	BL	PTS	AVG	HI
HOU - 1	10	109	16-36	.444	0-0	.000	14-16	.875	7	20	27	3	13-0	2	5	46	4.6	8

Cedric Maxwell #18 — North Carolina-Charlotte '77 (1st, 1977, Boston, 12th)

Born Nov. 21, 1955 in Kinston, NC; 6-foot-8, 225 pounds. With Rockets: 1986-88; also played for Boston 1977-85; L.A. Clippers 1985-87; analyst for Boston radio broadcasts

									— Rebounds —									
Seasons	G	MIN	FGM-A	PCT	3FTM-A	PCT	FTM-A	PCT	OFF	DEF	TOT	AST	PF-D	ST	BL	PTS	AVG	HI
HOU - 2	117	1684	183-359	.510	0-3	.000	236-306	.771	146	217	363	135	151-0	35	17	602	5.2	23
Playoffs																		
HOU - 2	14	192	19-36	.528	0-1	.000	26-35	.743	12	22	34	18	18-1	4	0	64	4.6	15

Vernon Maxwell #11 — Florida '88 (2nd, 1988, Denver, 47th)

Born on Sept. 12, 1965 in Gainesville, FL; 6-foot-5, 190 pounds. With Rockets: 1989-95; also played for San Antonio 1988-90, 1996-97; Philadelphia 1995-96, 2000-2001; Orlando 1997-98; Charlotte 1997-98; Sacramento 1998-99; Seattle 1999-2000; Dallas 2000-01

									— Rebounds —									
Seasons	G	MIN	FGM-A	PCT	3FTM-A	PCT	FTM-A	PCT	OFF	DEF	TOT	AST	PF-D	ST	BL	PTS	AVG	HI
HOU - 6	402	13299	2183-5395	.405	730-2241	.326	906-1242	.729	182	1000	1182	1730	872-7	559	89	6002	14.9	51
Playoffs																		
HOU - 5	40	1476	219-575	.381	73-239	.305	71-102	.696	21	105	126	155	93-1	38	5	582	14.6	34

Tim McCormick #40 — Michigan '84 (1st, 1984, Cleveland, 12th)

Born March 10, 1962 in Detroit, MI; 7-foot, 240 pounds. With Rockets: 1988-90; also played for Seattle 1984-86; Philadelphia 1986-87; New Jersey 1988; Atlanta 1990-91; New York 1991-93

									— Rebounds —									
Seasons	G	MIN	FGM-A	PCT	3FTM-A	PCT	FTM-A	PCT	OFF	DEF	TOT	AST	PF-D	ST	BL	PTS	AVG	HI
HOU - 2	99	1373	179-380	.471	0-4	.000	97-148	.655	95	193	288	57	217-0	21	25	455	4.6	23
Playoffs																		
HOU - 2	7	74	8-16	.500	0-1	.000	9-11	.818	3	18	21	0	14-0	3	2	25	3.6	8

Paul McCracken #4 — San Fernando Valley State '72 (Signed Free Agent; Jan. 28, 1973)

Born Sept. 11, 1950 in New York, NY; 6-foot-4, 180 pounds. With Rockets: 1972-74; also played for Chicago 1976-77

									— Rebounds —									
Seasons	G	MIN	FGM-A	PCT	3FTM-A	PCT	FTM-A	PCT	OFF	DEF	TOT	AST	PF-D	ST	BL	PTS	AVG	HI
HOU - 2	28	318	45-93	.484	-	-	23-39	.590	-	-	57	19	35-0	-	-	113	4.0	14

Rodney McCray #22 — Louisville '83 (1st, 1983, ROCKETS, 3rd)

Born Aug. 29, 1961 in Mt. Vernon, NY; 6-foot-8, 235 pounds. With Rockets: 1983-88; also played for Sacramento 1988-90; Dallas 1990-92; Chicago 1992-93

									— Rebounds —									
Seasons	G	MIN	FGM-A	PCT	3FTM-A	PCT	FTM-A	PCT	OFF	DEF	TOT	AST	PF-D	ST	BL	PTS	AVG	HI
HOU - 5	405	13517	1940-3720	.522	1-26	.038	1178-1544	.763	955	1763	2718	1521	955-9	338	291	5059	12.5	28
Playoffs																		
HOU - 4	39	1611	196-368	.533	0-6	.000	109-147	.742	79	179	258	201	95-0	33	32	501	12.9	24

Hank McDowell #8 — Memphis State '81 (5th, 1981, Golden State, 102nd)

Born Nov. 13, 1959 in Memphis, TN; 6-foot-9, 215 pounds. With Rockets: 1984-86; also played for Golden State 1981-83; Portland 1982-83; San Diego 1983-84; Milwaukee 1986-87; analyst for Memphis radio broadcasts

									— Rebounds —									
Seasons	G	MIN	FGM-A	PCT	3FTM-A	PCT	FTM-A	PCT	OFF	DEF	TOT	AST	PF-D	ST	BL	PTS	AVG	HI
HOU - 2	56	336	44-84	.524	0-2	.000	24-35	.686	19	52	71	15	47-0	4	8	112	2.0	8
Playoffs																		
HOU - 1	13	33	2-7	.286	0-0	.000	5-8	.625	4	4	8	2	6-0	0	0	9	0.7	4

Jon McGlocklin #11 — Indiana '65 (3rd, 1965, Cincinnati, 23rd)

Born June 10, 1943 in Franklin, IN; 6-foot-5, 205 pounds. With Rockets: 1967-68; also played for Cincinnati 1965-67; Milwaukee 1968-76; analyst for Milwaukee broadcasts

									— Rebounds —									
Seasons	G	MIN	FGM-A	PCT	3FTM-A	PCT	FTM-A	PCT	OFF	DEF	TOT	AST	PF-D	ST	BL	PTS	AVG	HI
SD - 1	65	1876	316-757	.417	-	-	156-180	.867	-	-	199	178	117-0	-	-	788	12.1	28

Tracy McGrady #1, #3 — Mt. Zion Christian Academy '97 (1st, 1997, Toronto, 9th)

Born May 24, 1979 in Bartow, FL; 6-foot-8, 223 pounds. With Rockets: 2004-10; also played for Toronto 1997-2000; Orlando 2000-04; New York 2009-10; Detroit 2010-11; Atlanta 2011-12; San Antonio 2012-13

									— Rebounds —									
Seasons	G	MIN	FGM-A	PCT	3FTM-A	PCT	FTM-A	PCT	OFF	DEF	TOT	AST	PF-D	ST	BL	PTS	AVG	HI
HOU - 6	303	11133	2506-5962	.420	472-1464	.322	1404-1905	.737	235	1432	1667	1699	522-0	396	176	6888	22.7	48
Playoffs																		
HOU - 3	20	828	203-477	.426	31-106	.292	117-161	.727	24	118	142	139	40-0	25	21	554	27.7	40

Stan McKenzie #40 — New York '66 (11th, 1966, Baltimore, 94th)

Born Oct. 6, 1944 in Miami, FL; 6-foot-5, 205 pounds. With Rockets: 1972-74; also played for Baltimore 1967-68; Phoenix 1968-70; Portland 1970-73

									— Rebounds —									
Seasons	G	MIN	FGM-A	PCT	3FTM-A	PCT	FTM-A	PCT	OFF	DEF	TOT	AST	PF-D	ST	BL	PTS	AVG	HI
HOU - 2	37	299	42-107	.393	-	-	22-29	.759	-	-	50	21	45-0	-	-	106	2.9	12

McCoy McLemore #18 — Drake '64 (3rd, 1964, San Francisco, 25th)

Born April 3, 1942 in Houston, TX; deceased April 30, 2009; 6-foot-7, 235 pounds. With Rockets: 1971-72; also played for San Francisco 1964-66; Chicago 1966-68; Phoenix 1968-69; Detroit 1968-70; Cleveland 1970-71; Milwaukee 1970-72

									— Rebounds —									
Seasons	G	MIN	FGM-A	PCT	3FTM-A	PCT	FTM-A	PCT	OFF	DEF	TOT	AST	PF-D	ST	BL	PTS	AVG	HI
HOU - 1	17	147	19-43	.442	-	-	9-12	.750	-	-	39	10	15-1	-	-	47	2.8	10

Eric McWilliams #22 — Long Beach State '72 (3rd, 1972, ROCKETS, 37th)

Born April 18, 1950 in Denver, CO; 6-foot-8, 200 pounds. With Rockets: 1972-73

									— Rebounds —									
Seasons	G	MIN	FGM-A	PCT	3FTM-A	PCT	FTM-A	PCT	OFF	DEF	TOT	AST	PF-D	ST	BL	PTS	AVG	HI
HOU - 1	44	245	34-98	.347	-	-	18-37	.486	-	-	60	5	46-0	-	-	86	2.0	10

Cliff Meely #25 — Colorado '71 (1st, 1971, ROCKETS, 7th)

Born July 10, 1947 in Rosedale, MS; 6-foot-8, 215 pounds. With Rockets: 1971-76; also played for L.A. Lakers 1975-76

									— Rebounds —									
Seasons	G	MIN	FGM-A	PCT	3FTM-A	PCT	FTM-A	PCT	OFF	DEF	TOT	AST	PF-D	ST	BL	PTS	AVG	HI
HOU - 5	298	6190	1101-2636	.418	-	-	392-584	.671	-	-	1658	389	899-25	83	102	2594	8.7	29

Pops Mensah-Bonsu #21 — George Washington '06 (Signed FA, Dallas; Aug. 3, 2006)

Born Sept. 7, 1983 in London England; 6-foot-9, 235 pounds. With Rockets: 2009-10; also played for Dallas 2006-07; San Antonio 2008-09; Toronto 2008-09, 2009-10; New Orleans 2010-11

									— Rebounds —									
Seasons	G	MIN	FGM-A	PCT	3FTM-A	PCT	FTM-A	PCT	OFF	DEF	TOT	AST	PF-D	ST	BL	PTS	AVG	HI
HOU - 1	4	13	1-4	.250	0-0	.000	3-6	.500	1	3	4	1	3-0	1	1	5	1.3	4

Joe C. Meriweather #50 — Southern Illinois '75 (1st, 1975, ROCKETS, 11th)

Born Oct. 26, 1953 in Phenix City, AL; 6-foot-10, 218 pounds. With Rockets: 1975-76; also played for Atlanta 1976-77; New Orleans 1977-79; New York 1978-80; Kansas City 1980-85

									— Rebounds —									
Seasons	G	MIN	FGM-A	PCT	3FTM-A	PCT	FTM-A	PCT	OFF	DEF	TOT	AST	PF-D	ST	BL	PTS	AVG	HI
HOU - 1	81	2042	338-684	.494	-	-	154-239	.644	163	353	516	82	219-4	36	120	830	10.2	29

Larry Micheaux #40 — Houston '83 (2nd, 1983, Chicago, 29th)

Born March 24, 1960 in Houston, TX; 6-foot-9, 220 pounds. With Rockets: 1984-85; also played for Kansas City 1983-84; Milwaukee 1984-85

									— Rebounds —									
Seasons	G	MIN	FGM-A	PCT	3FTM-A	PCT	FTM-A	PCT	OFF	DEF	TOT	AST	PF-D	ST	BL	PTS	AVG	HI
HOU - 1	39	394	74-122	.607	0-3	.000	17-26	.654	44	55	99	17	49-0	12	14	165	4.2	14
Playoffs																		
HOU - 1	5	57	6-19	.316	0-1	.000	4-10	.400	12	9	21	0	8-0	0	2	16	3.2	9

Anthony "Pig" Miller #2, #9 — Michigan State '94 (2nd, 1994, Golden State, 39th)

Born Oct. 27, 1971 in Benton Harbor, MI; 6-foot-9, 255 pounds. With Rockets: 1998-2000, 2000-01; also played for L.A. Lakers 1994-96; Atlanta 1996-98, 2000-01, 2004-05; Philadelphia 2000-01

									— Rebounds —									
Seasons	G	MIN	FGM-A	PCT	3FTM-A	PCT	FTM-A	PCT	OFF	DEF	TOT	AST	PF-D	ST	BL	PTS	AVG	HI
HOU - 3	65	728	80-157	.510	0-1	.000	40-73	.548	75	156	231	23	103-1	18	15	200	3.1	19

Brad Miller #52 — Purdue '99 (Signed Free Agent, Charlotte; Jan. 21, 1999)

Born April 12, 1976 in Fort Wayne, IN; 7-foot, 261 pounds. With Rockets: 2010-11; also played for Charlotte 1998-2000; Chicago 2000-02, 2008-10; Indiana 2001-03; Sacramento 2003-09; Minnesota 2011-12

									— Rebounds —									
Seasons	G	MIN	FGM-A	PCT	3FTM-A	PCT	FTM-A	PCT	OFF	DEF	TOT	AST	PF-D	ST	BL	PTS	AVG	HI
HOU - 1	60	1015	132-296	.446	40-107	.374	78-94	.830	44	178	222	145	98-0	28	21	382	6.4	23

Dirk Minniefield #10 — Kentucky '83 (2nd, 1983, Dallas, 33rd)

Born Jan. 17, 1961 in Lexington, KY; 6-foot-3, 180 pounds. With Rockets: 1986-87; also played for Cleveland 1985-87; Golden State 1987-88; Boston 1987-88

									— Rebounds —									
Seasons	G	MIN	FGM-A	PCT	3FTM-A	PCT	FTM-A	PCT	OFF	DEF	TOT	AST	PF-D	ST	BL	PTS	AVG	HI
HOU - 1	63	1478	205-440	.466	11-34	.324	61-86	.709	28	102	130	335	166-2	66	6	482	7.7	20
Playoffs																		
HOU - 1	8	27	4-8	.500	0-1	.000	6-6	1.000	2	0	2	2	8-0	1	0	14	1.8	10

Cuttino Mobley #5 — Rhode Island '98 (2nd, 1998, ROCKETS, 41st)

Born Sept. 1, 1974 in Philadelphia, PA; 6-foot-4, 190 pounds. With Rockets: 1998-2004; also played for Orlando 2004-05; Sacramento 2004-05; L.A. Clippers 2005-09; also with New York 2008-09

									— Rebounds —									
Seasons	G	MIN	FGM-A	PCT	3FTM-A	PCT	FTM-A	PCT	OFF	DEF	TOT	AST	PF-D	ST	BL	PTS	AVG	HI
HOU - 6	436	16343	2654-6141	.432	672-1807	.372	1468-1750	.839	337	1424	1761	1177	991-4	526	187	7448	17.1	41
Playoffs																		
HOU - 2	9	304	36-90	.400	10-28	.357	18-21	.857	5	23	28	25	25-0	5	3	100	11.1	21

Larry Moffett #41 — UNLV '77 (2nd, 1977, ROCKETS, 34th)

Born Nov. 5, 1954 in Mobile, AL; 6-foot-9, 210 pounds. With Rockets: 1977-78

									— Rebounds —									
Seasons	G	MIN	FGM-A	PCT	3FTM-A	PCT	FTM-A	PCT	OFF	DEF	TOT	AST	PF-D	ST	BL	PTS	AVG	HI
HOU - 1	20	110	5-17	.294	-	-	6-10	.600	10	11	21	7	16-0	2	2	16	0.8	6

Paul Mokeski #54 — Kansas '79 (2nd, 1979, ROCKETS, 42nd)

Born Jan. 3, 1957 in Spokane, WA; 7-foot, 255 pounds. With Rockets: 1979-80; also played for Detroit 1980-82; Cleveland 1981-83, 1989-90; Milwaukee 1982-89; Golden State 1990-91; assistant coach Quad City (CBA) 1992-94; head coach Connecticut/Hartford (CBA) 1993-95; head coach Connecticut (USBL) 1996; player development/defense coach and advance scout Dallas 2001-06; assistant coach Fort Worth (D-League) 2006-07; assistant coach Charlotte 2007-08; assistant coach Anaheim (D-League) 2008-09; assistant coach Rio Grande Valley (D-League) 2009-11; head coach Reno (D-League) 2011-13

									— Rebounds —									
Seasons	G	MIN	FGM-A	PCT	3FTM-A	PCT	FTM-A	PCT	OFF	DEF	TOT	AST	PF-D	ST	BL	PTS	AVG	HI
HOU - 1	12	113	11-33	.333	0-0	.000	7-9	.778	14	15	29	2	24-0	1	6	29	2.4	6

Otto Moore #20 — Pan American '68 (1st, 1968, Detroit, 6th)

Born Aug. 27, 1946 in Miami, FL; 6-foot-11, 230 pounds. With Rockets: 1972-74; also played for Detroit 1968-71, 1974-75; Phoenix 1971-72; Kansas City 1973-74; New Orleans 1975-77

									— Rebounds —									
Seasons	G	MIN	FGM-A	PCT	3FTM-A	PCT	FTM-A	PCT	OFF	DEF	TOT	AST	PF-D	ST	BL	PTS	AVG	HI
HOU - 2	95	3025	450-928	.485	-	-	131-219	.598	-	-	952	185	276-6	10	18	1031	10.9	30

Tracy Moore #20, #9 — Tulsa '88 (Signed Free Agent, Dallas; Jan. 17, 1992)

Born Dec. 28, 1965 in Oklahoma City, OK; 6-foot-4, 200 pounds. With Rockets: 1995-97; also played for Dallas 1991-93; Detroit 1993-94

									— Rebounds —									
Seasons	G	MIN	FGM-A	PCT	3FTM-A	PCT	FTM-A	PCT	OFF	DEF	TOT	AST	PF-D	ST	BL	PTS	AVG	HI
HOU - 2	35	427	63-161	.391	24-73	.329	40-50	.800	21	27	48	26	35-0	7	0	190	5.4	20

MARCUS MORRIS #2 — Kansas '11 (1st, 2011, ROCKETS, 14th)

Born Sept. 2, 1989 in Philadelphia, PA; 6-foot-9, 235 pounds. With Rockets: 2011-13; also played for Phoenix 2012-13

									— Rebounds —									
Seasons	G	MIN	FGM-A	PCT	3FTM-A	PCT	FTM-A	PCT	OFF	DEF	TOT	AST	PF-D	ST	BL	PTS	AVG	HI
HOU - 2	71	1280	187-454	.412	76-211	.360	55-83	.663	68	167	235	50	132-1	29	18	505	7.1	24

Terence Morris #44 — Maryland '01 (2nd, 2001, Atlanta, 34th)

Born Jan. 11, 1979 in Frederick, MD; 6-foot-9, 221 pounds. With Rockets: 2001-03; also played for Orlando 2005-06

									— Rebounds —									
Seasons	G	MIN	FGM-A	PCT	3FTM-A	PCT	FTM-A	PCT	OFF	DEF	TOT	AST	PF-D	ST	BL	PTS	AVG	HI
HOU - 2	117	1742	193-465	.415	22-110	.200	29-42	.690	117	222	339	89	107-1	29	44	437	3.7	17

DONATAS MOTIEJUNAS #20 — Lithuania '11 (1st, Minnesota; 2011, 20th)

Born Sept. 20, 1990 in Kaunas, Lithuania; 7-foot, 222 pounds. With Rockets: 2012-13

									— Rebounds —									
Seasons	G	MIN	FGM-A	PCT	3FTM-A	PCT	FTM-A	PCT	OFF	DEF	TOT	AST	PF-D	ST	BL	PTS	AVG	HI
HOU - 1	44	538	97-213	.455	24-83	.289	32-51	.627	36	57	93	31	73-0	7	10	250	5.7	19
Playoffs																		
HOU - 1	1	5	2-2	1.000	-	-	1-1	1.000	1	0	1	0	0-0	0	0	5	5.0	5

Calvin Murphy #23 — Niagara '70 (2nd, 1970, ROCKETS, 18th)

Born May 9, 1948 in Norwalk, CT; 5-foot-9, 165 pounds. With Rockets: 1970-83 (#23 retired); inducted into Basketball Hall of Fame (1993); former analyst for Rockets broadcasts; analyst for CSN Houston

									— Rebounds —									
Seasons	G	MIN	FGM-A	PCT	3FTM-A	PCT	FTM-A	PCT	OFF	DEF	TOT	AST	PF-D	ST	BL	PTS	AVG	HI
SD/HOU-13	1002	30607	7247-15030	.482	10-72	.139	3445-3864	.892	-	-	2103	4402	3250-53	1165	51	17949	17.9	57
Playoffs																		
HOU - 6	51	1660	388-817	.475	4-14	.286	165-177	.932	31	47	78	213	197-4	79	4	945	18.5	42

Tracy Murray #31 — UCLA '92 (1st, 1992, San Antonio, 18th)

Born July 25, 1971 in Los Angeles, CA; 6-foot-7, 228 pounds. With Rockets: 1994-95; also played for Portland 1992-95, 2003-04; Toronto 1995-96, 2000-02; Washington 1996-2000; Denver 2000-01; L.A. Lakers 2002-03

									— Rebounds —									
Seasons	G	MIN	FGM-A	PCT	3FTM-A	PCT	FTM-A	PCT	OFF	DEF	TOT	AST	PF-D	ST	BL	PTS	AVG	HI
HOU - 1	25	203	32-80	.400	19-45	.422	5-8	.625	2	20	22	5	31-0	7	3	88	3.5	17

Dikembe Mutombo #55 — Georgetown '91 (1st, 1991, Denver, 4th)

Born June 25, 1966 in Kinshasa, Zaire, Africa; 7-foot-2, 260 pounds. With Rockets: 2004-09; also played for Denver 1991-96; Atlanta 1996-2001; Philadelphia 2000-02; New Jersey 2002-04; serves as an NBA Global Ambassador

									— Rebounds —									
Seasons	G	MIN	FGM-A	PCT	3FTM-A	PCT	FTM-A	PCT	OFF	DEF	TOT	AST	PF-D	ST	BL	PTS	AVG	HI
HOU - 5	267	4171	291-558	.522	0-0	.000	273-375	.728	494	958	1452	32	485-1	66	293	855	3.2	15
Playoffs																		
HOU - 4	22	284	17-27	.630	0-0	.000	20-29	.690	27	67	94	5	35-0	4	23	54	2.5	8

Bostjan Nachbar #9 — Slovenia '02 (1st, 2002, ROCKETS, 15th)

Born July 3, 1980 in Slovenj Gradec, Slovenia; 6-foot-9, 221 pounds. With Rockets: 2002-05; also played for New Orleans/Oklahoma City 2004-06; New Jersey 2005-08

									— Rebounds —									
Seasons	G	MIN	FGM-A	PCT	3FTM-A	PCT	FTM-A	PCT	OFF	DEF	TOT	AST	PF-D	ST	BL	PTS	AVG	HI
HOU - 3	75	797	73-206	.354	35-94	.372	35-51	.686	15	96	111	42	115-1	17	16	216	2.9	12
Playoffs																		
HOU - 1	6	42	4-9	.444	1-3	.333	5-5	1.000	1	5	6	2	9-0	1	0	14	2.3	5

Chuck Nevitt #52 — North Carolina State ’82 (3rd, 1982, ROCKETS, 63rd)

Born June 13, 1959 in Cortez, CO; 7-foot-5, 237 pounds. With Rockets: 1982-83, 1988-90; also played for L.A. Lakers 1984-86; Detroit 1985-88; Chicago 1991-92; San Antonio 1993-94

									— Rebounds —									
Seasons	G	MIN	FGM-A	PCT	3FTM-A	PCT	FTM-A	PCT	OFF	DEF	TOT	AST	PF-D	ST	BL	PTS	AVG	HI
HOU - 3	52	301	40-79	.506	0-0	.000	12-20	.600	23	61	84	4	68-1	6	42	92	1.8	8
Playoffs																		
HOU - 1	2	3	0-0	.000	0-0	.000	0-0	.000	0	1	1	0	0-0	0	0	0	0.0	0

Mike Newlin #14 — Utah ’71 (2nd, 1971, ROCKETS, 24th)

Born Jan. 2, 1949 in Portland, OR; 6-foot-4, 200 pounds. With Rockets: 1971-79; also played for New Jersey 1979-81; New York 1981-82; former analyst for Rockets broadcasts

									— Rebounds —									
Seasons	G	MIN	FGM-A	PCT	3FTM-A	PCT	FTM-A	PCT	OFF	DEF	TOT	AST	PF-D	ST	BL	PTS	AVG	HI
HOU - 8	604	17646	3191-6917	.461	-	-	2098-2428	.864	-	-	1920	2581	1916-31	467	42	8480	14.0	38
Playoffs																		
HOU - 3	22	682	135-270	.500	-	-	55-65	.846	21	52	73	103	72-1	28	1	325	14.8	31

Martyn “Moochie” Norris #12, #25 — West Florida ’96 (2nd, 1996, Milwaukee, 33rd)

Born July 27, 1973 in Washington, DC; 6-foot-1, 186 pounds. With Rockets: 1999-2004, 2004-06; also played for Vancouver 1996-97; Seattle 1998-99; New York 2003-05; New Orleans/Oklahoma City 2005-06

									— Rebounds —									
Seasons	G	MIN	FGM-A	PCT	3FTM-A	PCT	FTM-A	PCT	OFF	DEF	TOT	AST	PF-D	ST	BL	PTS	AVG	HI
HOU - 7	341	6461	694-1701	.408	92-325	.283	446-593	.752	182	557	739	1058	367-0	259	14	1926	5.6	28

STEVE NOVAK #20 — Marquette ’06 (2nd, 2006, ROCKETS, 32nd)

Born June 13, 1983 in Libertyville, IL; 6-foot-10, 220 pounds. With Rockets: 2006-08; also played for L.A. Clippers 2008-10; Dallas 2010-11; San Antonio 2010-11; New York 2011-13

									— Rebounds —									
Seasons	G	MIN	FGM-A	PCT	3FTM-A	PCT	FTM-A	PCT	OFF	DEF	TOT	AST	PF-D	ST	BL	PTS	AVG	HI
HOU - 2	70	455	67-152	.441	47-110	.427	5-6	.833	8	53	61	12	38-0	7	3	186	2.7	17
Playoffs																		
HOU - 1	3	21	3-4	.750	2-3	.667	0-0	.000	1	1	2	0	2-0	0	1	8	2.7	8

Charles Oakley #33 — Virginia Union ’85 (1st, 1985, Cleveland, 9th)

Born Dec. 18, 1963 in Cleveland, OH; 6-foot-9, 245 pounds. With Rockets: 2003-04; also played for Chicago 1985-88, 2001-02; New York 1988-98; Toronto 1998-2001; Washington 2002-03; assistant coach Charlotte 2010-11

									— Rebounds —									
Seasons	G	MIN	FGM-A	PCT	3FTM-A	PCT	FTM-A	PCT	OFF	DEF	TOT	AST	PF-D	ST	BL	PTS	AVG	HI
HOU - 1	7	25	2-6	.333	0-0	.000	5-6	.833	0	5	5	2	8-0	0	0	9	1.3	4

TIM OHLBRECHT #14 — Germany ’10 (Signed Free Agent, ROCKETS; Feb. 25, 2013)

Born Aug. 30, 1988 in Wuppertal, Germany; 6-foot-11, 255 pounds. With Rockets: 2012-13

									— Rebounds —									
Seasons	G	MIN	FGM-A	PCT	3FTM-A	PCT	FTM-A	PCT	OFF	DEF	TOT	AST	PF-D	ST	BL	PTS	AVG	HI
HOU - 1	3	12	1-3	.333	-	-	1-1	1.000	0	1	1	1	1-0	1	0	3	1.0	3

Hakeem Olajuwon #34 — Houston ’84 (1st, 1984, ROCKETS, 1st)

Born Jan. 21, 1963 in Lagos, Nigeria; 7-foot, 250 pounds. With Rockets: 1984-2001 (#34 retired); also played for Toronto 2001-02; inducted into Basketball Hall of Fame (2008)

									— Rebounds —									
Seasons	G	MIN	FGM-A	PCT	3FTM-A	PCT	FTM-A	PCT	OFF	DEF	TOT	AST	PF-D	ST	BL	PTS	AVG	HI
HOU - 17	1177	42844	10555-20573	.513	25-122	.205	5376-7537	.713	3936	9446	13382	2992	4236-80	2088	3740	26511	22.5	52
Playoffs																		
HOU - 14	140	5663	1492-2825	.528	4-18	.222	739-1028	.719	462	1140	1602	456	553-5	238	468	3727	26.6	49

Jawann Oldham #51 — Seattle ’80 (2nd, 1980, Denver, 41st)

Born July 4, 1957 in Chicago, IL; 7-foot, 215 pounds. With Rockets: 1981-82; also played for Denver 1980-81; Chicago 1982-86; New York 1986-87; Sacramento 1987-88; Orlando 1989-90; L.A. Lakers 1989-90; Indiana 1990-91

									— Rebounds —									
Seasons	G	MIN	FGM-A	PCT	3FTM-A	PCT	FTM-A	PCT	OFF	DEF	TOT	AST	PF-D	ST	BL	PTS	AVG	HI
HOU - 1	22	124	13-36	.361	0-0	.000	8-14	.571	7	17	24	3	28-0	2	10	34	1.5	5

Tom Owens #25 — South Carolina ’71 (4th, 1971, ROCKETS, 58th)

Born June 28, 1949 in Bronx, NY; 6-foot-10, 220 pounds. With Rockets: 1976-77; also played for Memphis (ABA) 1971-72, 1974-75; Carolina (ABA) 1971-74; St. Louis (ABA) 1974-75; Kentucky (ABA) 1975-76; Indiana (ABA) 1975-76; San Antonio (ABA) 1975-76; Portland 1977-81; Indiana 1981-82; Detroit 1982-83

									— Rebounds —									
Seasons	G	MIN	FGM-A	PCT	3FTM-A	PCT	FTM-A	PCT	OFF	DEF	TOT	AST	PF-D	ST	BL	PTS	AVG	HI
HOU - 1	46	462	68-135	.504	-	-	52-76	.684	47	95	142	18	96-2	4	13	188	4.1	13
Playoffs																		
HOU - 1	3	7	0-1	.000	-	-	0-0	.000	0	2	2	0	1-0	1	0	0	0.0	0

Scott Padgett #35 — Kentucky '99 (1st, 1999, Utah, 28th)

Born Apr. 19, 1976 in Louisville, KY; 6-foot-9, 240 pounds. With Rockets: 2003-05, 2006-07; also played for Utah 1999-2003; New Jersey 2005-06; Memphis 2006-07

									— Rebounds —									
Seasons	G	MIN	FGM-A	PCT	3FTM-A	PCT	FTM-A	PCT	OFF	DEF	TOT	AST	PF-D	ST	BL	PTS	AVG	HI
HOU - 3	148	1687	187-449	.416	86-220	.391	59-83	.711	104	265	369	86	225-0	49	26	519	3.5	22
Playoffs																		
HOU - 2	11	123	11-29	.379	6-15	.400	2-2	1.000	10	12	22	4	19-0	4	3	30	2.7	6

CHANDLER PARSONS #25 — Florida '11 (2nd, 2011, ROCKETS, 38th)

Born Oct. 25, 1988 in Casselberry, FL; 6-foot-9, 227 pounds. With Rockets: 2011-13

									— Rebounds —									
Seasons	G	MIN	FGM-A	PCT	3FTM-A	PCT	FTM-A	PCT	OFF	DEF	TOT	AST	PF-D	ST	BL	PTS	AVG	HI
HOU - 2	139	4562	704-1488	.473	212-573	.370	156-233	.670	169	535	704	403	290-1	148	61	1776	12.8	32
Playoffs																		
HOU - 1	6	238	42-93	.452	16-40	.400	9-14	.643	7	32	39	22	19-0	1	2	109	18.2	27

PATRICK PATTERSON #54 — Kentucky '10 (1st, 2010, ROCKETS, 14th)

Born March 14, 1989 in Washington, DC; 6-foot-9, 235 pounds. With Rockets: 2010-13; also played for Sacramento 2012-13

									— Rebounds —									
Seasons	G	MIN	FGM-A	PCT	3FTM-A	PCT	FTM-A	PCT	OFF	DEF	TOT	AST	PF-D	ST	BL	PTS	AVG	HI
HOU - 3	163	3569	610-1233	.495	35-101	.347	107-148	.723	271	436	707	145	280-0	62	100	1362	8.4	27

Billy Paultz #5 — St. John's '70 (7th, 1970, ROCKETS, 103rd)

Born July 30, 1948 in River Edge, NJ; 6-foot-11, 255 pounds. With Rockets: 1979-83; also played for New York (ABA) 1970-75; San Antonio (ABA) 1975-76; San Antonio 1976-80, 1982-83; Atlanta 1983-84; Utah 1984-85

									— Rebounds —									
Seasons	G	MIN	FGM-A	PCT	3FTM-A	PCT	FTM-A	PCT	OFF	DEF	TOT	AST	PF-D	ST	BL	PTS	AVG	HI
HOU - 4	240	4141	578-1235	.468	0-3	.000	178-357	.499	311	692	1003	273	462-1	77	145	1334	5.6	28
Playoffs																		
HOU - 3	31	882	127-295	.431	0-1	.000	37-58	.638	67	117	184	44	86-1	14	32	291	9.4	20

Curtis Perry #54 — S.W. Missouri State '70 (3rd, 1970, ROCKETS, 35th)

Born Sept. 13, 1948 in Washington, DC; 6-foot-7, 220 pounds. With Rockets: 1970-72; also played for Milwaukee 1971-74; Phoenix 1974-78

									— Rebounds —									
Seasons	G	MIN	FGM-A	PCT	3FTM-A	PCT	FTM-A	PCT	OFF	DEF	TOT	AST	PF-D	ST	BL	PTS	AVG	HI
SD/HOU - 2	43	455	59-163	.362	-	-	23-44	.523	-	-	152	27	69-0	-	-	141	3.3	11

Jim Petersen #43 — Minnesota '84 (3rd, 1984, ROCKETS, 51st)

Born Feb. 22, 1962 in Minneapolis, MN; 6-foot-10, 235 pounds. With Rockets: 1984-88; also played for Sacramento 1988-89; Golden State 1989-92; assistant coach Minnesota (WNBA) 2009-13; analyst for Minnesota telecasts

									— Rebounds —									
Seasons	G	MIN	FGM-A	PCT	3FTM-A	PCT	FTM-A	PCT	OFF	DEF	TOT	AST	PF-D	ST	BL	PTS	AVG	HI
HOU - 4	293	6574	901-1798	.501	1-13	.077	429-588	.730	515	1021	1536	347	827-11	131	228	2232	7.6	28
Playoffs																		
HOU - 4	37	671	85-183	.465	0-0	.000	42-63	.667	69	111	180	34	87-3	15	13	212	5.7	15

Richard Petruska #3 — UCLA '93 (2nd, 1993, ROCKETS, 46th)

Born Jan. 25, 1969 in Levice, Slovakia; 6-foot-10, 260 pounds. With Rockets: 1993-94

									— Rebounds —									
Seasons	G	MIN	FGM-A	PCT	3FTM-A	PCT	FTM-A	PCT	OFF	DEF	TOT	AST	PF-D	ST	BL	PTS	AVG	HI
HOU - 1	22	92	20-46	.435	7-15	.467	6-8	.750	9	22	31	1	15-0	2	3	53	2.4	12

Eric Piatkowski #52 — Nebraska '94 (1st, 1994, Indiana, 15th)

Born Sept. 30, 1970 in Steubenville, OH; 6-foot-7, 215 pounds. With Rockets: 2003-04; also played for L.A. Clippers 1994-2003; Chicago 2004-06; Phoenix 2006-08

									— Rebounds —									
Seasons	G	MIN	FGM-A	PCT	3FTM-A	PCT	FTM-A	PCT	OFF	DEF	TOT	AST	PF-D	ST	BL	PTS	AVG	HI
HOU - 1	49	703	72-191	.377	43-122	.352	14-16	.875	10	63	73	26	42-0	16	5	201	4.1	14
Playoffs																		
HOU - 1	1	4	0-1	.000	0-0	.000	0-0	.000	0	1	1	0	1-0	0	0	0	0.0	0

Scottie Pippen #33 — Central Arkansas '87 (1st, 1987, Seattle, 5th)

Born Sept. 25, 1965 in Hamburg, AR; 6-foot-7, 228 pounds. With Rockets: 1998-99; also played for Chicago 1987-98, 2003-04; Portland 1999-2003; inducted into Basketball Hall of Fame (2010)

									— Rebounds —									
Seasons	G	MIN	FGM-A	PCT	3FTM-A	PCT	FTM-A	PCT	OFF	DEF	TOT	AST	PF-D	ST	BL	PTS	AVG	HI
HOU - 1	50	2011	261-604	.432	72-212	.340	132-183	.721	63	260	323	293	118-0	98	37	726	14.5	31
Playoffs																		
HOU - 1	4	172	23-70	.329	6-22	.273	21-26	.808	20	27	47	22	12-0	7	3	73	18.3	37

James Posey #55 — Xavier '99 (1st, 1999, Denver, 18th)

Born Jan. 13, 1977 in Cleveland, OH; 6-foot-8, 215 pounds. With Rockets: 2002-03; also played for Denver 1999-2003; Memphis 2003-05; Miami 2005-07; Boston 2007-08; New Orleans 2008-10; Indiana 2010-11

									— Rebounds —									
Seasons	G	MIN	FGM-A	PCT	3FTM-A	PCT	FTM-A	PCT	OFF	DEF	TOT	AST	PF-D	ST	BL	PTS	AVG	HI
HOU - 1	58	1646	188-428	.439	46-141	.326	119-144	.826	52	229	281	106	134-0	77	9	541	9.3	26

Brent Price #20 — Oklahoma '92 (2nd, 1992, Washington, 32nd)

Born Dec. 9, 1968 in Shawnee, OK; 6-foot-1, 185 pounds. With Rockets: 1996-99; also played for Washington 1992-96; Vancouver 1999-2001; Sacramento 2001-02

									— Rebounds —									
Seasons	G	MIN	FGM-A	PCT	3FTM-A	PCT	FTM-A	PCT	OFF	DEF	TOT	AST	PF-D	ST	BL	PTS	AVG	HI
HOU - 3	137	2528	272-622	.437	136-352	.386	144-180	.800	65	149	214	370	287-3	102	5	824	6.0	20
Playoffs																		
HOU - 2	9	173	17-39	.436	10-27	.370	8-9	.889	4	13	17	20	17-1	8	1	52	5.8	18

Ed Ratleff #42 — Long Beach State '73 (1st, 1973, ROCKETS, 6th)

Born March 29, 1950 in Bellefontaine, OH; 6-foot-6, 195 pounds. With Rockets: 1973-78

									— Rebounds —									
Seasons	G	MIN	FGM-A	PCT	3FTM-A	PCT	FTM-A	PCT	OFF	DEF	TOT	AST	PF-D	ST	BL	PTS	AVG	HI
HOU - 5	338	8433	1160-2554	.454	-	-	493-614	.803	465	898	1363	896	801-11	430	143	2813	8.3	33
Playoffs																		
HOU - 1	8	291	36-87	.414	-	-	17-20	.850	24	29	53	35	31-0	14	1	89	11.1	20

Eldridge Recasner #3 — Washington '90 (Signed Free Agent, Denver; March 3, 1995)

Born Dec. 14, 1967 in New Orleans, LA; 6-foot-3, 190 pounds. With Rockets: 1995-96; also played for Denver 1994-95; Atlanta 1996-98; Charlotte 1998-2002; L.A. Clippers 2001-02

									— Rebounds —									
Seasons	G	MIN	FGM-A	PCT	3FTM-A	PCT	FTM-A	PCT	OFF	DEF	TOT	AST	PF-D	ST	BL	PTS	AVG	HI
HOU - 1	63	1275	149-359	.415	81-191	.424	57-66	.864	31	113	144	170	111-1	23	5	436	6.9	21
Playoffs																		
HOU - 1	1	8	0-3	.000	0-1	.000	0-0	.000	0	1	1	2	0-0	0	0	0	0.0	0

Robert Reid #50, #33 — St. Mary's [TX] '77 (2nd, 1977, ROCKETS, 40th)

Born Aug. 30, 1955 in Atlanta, GA; 6-foot-8, 220 pounds. With Rockets: 1977-82, 1983-88; also played for Charlotte 1988-90; Portland 1989-90; Philadelphia 1990-91; head coach Yakima (CBA) 1991-93; assistant coach Washington 1993-94

									— Rebounds —									
Seasons	G	MIN	FGM-A	PCT	3FTM-A	PCT	FTM-A	PCT	OFF	DEF	TOT	AST	PF-D	ST	BL	PTS	AVG	HI
HOU - 10	762	21718	3747-8031	.467	76-270	.281	1253-1710	.733	1049	2657	3706	2253	2502-34	881	364	8823	11.6	32
Playoffs																		
HOU - 8	72	2699	427-974	.438	8-52	.154	157-217	.724	109	274	383	333	270-3	105	41	1019	14.2	33

Rodrick Rhodes #1 — Southern California '97 (1st, 1997, ROCKETS, 24th)

Born Sept. 24, 1973, in Jersey City, NJ; 6-foot-6, 225 pounds. With Rockets 1997-99; also played for Vancouver 1998-99; Dallas 1999-2000

									— Rebounds —									
Seasons	G	MIN	FGM-A	PCT	3FTM-A	PCT	FTM-A	PCT	OFF	DEF	TOT	AST	PF-D	ST	BL	PTS	AVG	HI
HOU - 2	61	1103	114-313	.364	2-8	.250	116-186	.624	30	44	74	111	130-0	63	10	346	5.7	16
Playoffs																		
HOU - 1	3	7	2-3	.667	0-0	.000	2-4	.500	0	1	1	0	0-0	1	0	6	2.0	4

Glen Rice #41 — Michigan '89 (1st, 1989, Miami, 4th)

Born May 28, 1967 in Flint, MI; 6-foot-8, 220 pounds. With Rockets: 2001-03; also played for Miami 1989-95; Charlotte 1995-98; L.A. Lakers 1998-2000; New York 2000-01; L.A. Clippers 2003-04; father of Glen Rice Jr. (Washington)

									— Rebounds —									
Seasons	G	MIN	FGM-A	PCT	3FTM-A	PCT	FTM-A	PCT	OFF	DEF	TOT	AST	PF-D	ST	BL	PTS	AVG	HI
HOU - 2	82	2138	261-624	.418	119-318	.374	87-113	.770	33	168	201	96	133-0	35	8	728	8.9	25

Eric Riley #42 — Michigan '93 (2nd, 1993, Dallas, 33rd)

Born June 2, 1970 in Cleveland, OH; 7-foot, 240 pounds. With Rockets: 1993-94; also played for L.A. Clippers 1994-95; Minnesota 1995-96; Dallas 1997-98; Boston 1998-99

									— Rebounds —									
Seasons	G	MIN	FGM-A	PCT	3FTM-A	PCT	FTM-A	PCT	OFF	DEF	TOT	AST	PF-D	ST	BL	PTS	AVG	HI
HOU - 1	47	219	34-70	.486	0-1	.000	20-37	.541	24	35	59	9	30-0	5	9	88	1.9	12

Pat Riley #42 — Kentucky '67 (1st, 1967, ROCKETS, 7th)

Born Mar. 20, 1945 in Rome, NY; 6-foot-4, 205 pounds. With Rockets: 1967-70 (first draft pick in franchise history); also played for L.A. Lakers 1970-76; Phoenix 1975-76; head coach L.A. Lakers 1981-90; head coach New York 1991-95; head coach Miami 1995-2003, 2005-08; President of the Miami Heat; inducted into Basketball Hall of Fame (2008)

									— Rebounds —									
Seasons	G	MIN	FGM-A	PCT	3FTM-A	PCT	FTM-A	PCT	OFF	DEF	TOT	AST	PF-D	ST	BL	PTS	AVG	HI
SD - 3	172	2764	527-1338	.394	-	-	258-391	.660	-	-	346	359	419-2	-	-	1312	7.6	25
Playoffs																		
SD - 1	5	76	16-37	.432	-	-	5-6	.833	-	-	11	2	13-0	-		37	7.4	18

Ron Riley #31 — Southern California '72 (3rd, 1972, Kansas City-Omaha, 38th)

Born Nov. 11, 1950 in Los Angeles, CA; 6-foot-8, 200 pounds. With Rockets: 1973-76; also played for Kansas City 1972-74

									— Rebounds —									
Seasons	G	MIN	FGM-A	PCT	3FTM-A	PCT	FTM-A	PCT	OFF	DEF	TOT	AST	PF-D	ST	BL	PTS	AVG	HI
HOU - 3	178	3048	368-895	.411	-	-	119-167	.713	263	542	805	234	402-4	103	65	855	4.8	21
Playoffs																		
HOU - 1	8	152	25-42	.595	-	-	6-16	.375	12	24	36	15	18-0	9	2	56	7.0	13

Stanley Roberts #53 — Louisiana State '90 (1st, 1991, Orlando, 23rd)

Born Feb. 7, 1970 in Hopkins, SC; 7-foot, 290 pounds. With Rockets: 1998-99; also played for Orlando 1991-92; L.A. Clippers 1992-97; Minnesota 1997-98; Philadelphia 1999-2000

									— Rebounds —									
Seasons	G	MIN	FGM-A	PCT	3FTM-A	PCT	FTM-A	PCT	OFF	DEF	TOT	AST	PF-D	ST	BL	PTS	AVG	HI
HOU - 1	6	33	5-13	.385	0-0	.000	4-8	.500	4	7	11	0	2-0	0	1	14	2.3	11
Playoffs																		
HOU - 1	3	20	0-6	.000	0-0	.000	1-2	.500	0	3	3	0	5-0	0	4	1	0.3	1

Larry Robinson #20 — Centenary '90 (Signed Free Agent, Washington; Sept. 25, 1990)

Born Jan. 11, 1968 in Bossier City, LA; 6-foot-5, 180 pounds. With Rockets: 1993-94; also played for Washington 1990-91, 1992-93; Golden State 1990-91; Boston 1991-92; Vancouver 1997-98; Cleveland 2000-01; Atlanta 2000-01; New York 2001-02

									— Rebounds —									
Seasons	G	MIN	FGM-A	PCT	3FTM-A	PCT	FTM-A	PCT	OFF	DEF	TOT	AST	PF-D	ST	BL	PTS	AVG	HI
HOU - 1	6	55	10-20	.500	2-8	.250	3-8	.375	4	6	10	6	8-0	7	0	25	4.2	9

THOMAS ROBINSON #0, #41 — Kansas '12 (1st, 2012, Sacramento, 5th)

Born March 17, 1991 in Washington, DC; 6-foot-10, 237 pounds. With Rockets: 2012-13; also played for Sacramento 2012-13

									— Rebounds —									
Seasons	G	MIN	FGM-A	PCT	3FTM-A	PCT	FTM-A	PCT	OFF	DEF	TOT	AST	PF-D	ST	BL	PTS	AVG	HI
HOU - 1	19	247	35-78	.449	0-1	.000	16-38	.421	30	47	77	10	29-0	16	5	86	4.5	15

Carlos Rogers #6 — Tennessee State '94 (1st, 1994, Seattle, 11th)

Born Feb. 6, 1971 in Detroit, MI; 6-foot-11, 232 pounds. With Rockets: 1999-2001; also played for Golden State 1994-95; Toronto 1995-98; Portland 1997-99; Indiana 2001-02

									— Rebounds —									
Seasons	G	MIN	FGM-A	PCT	3FTM-A	PCT	FTM-A	PCT	OFF	DEF	TOT	AST	PF-D	ST	BL	PTS	AVG	HI
HOU - 2	92	1645	245-434	.565	1-15	.067	110-189	.582	146	268	414	51	110-0	24	52	601	6.5	28

Wayne "Tree" Rollins #15 — Clemson '77 (1st, 1977, Atlanta, 14th)

Born June 16, 1955 in Winter Haven, FL; 7-foot-1, 250 pounds. With Rockets: 1991-93; also played for Atlanta 1977-88; Cleveland 1988-90; Detroit 1990-91, Orlando 1993-95; assistant coach Orlando 1995-99; assistant coach Washington 1999-2000; assistant coach Indiana 2000-02, head coach Greenville (D-League) 2002; assistant coach Washington (WNBA) 2006-07; head coach Washington (WNBA) 2007-08; assistant coach Chicago (WNBA) 2013

									— Rebounds —									
Seasons	G	MIN	FGM-A	PCT	3FTM-A	PCT	FTM-A	PCT	OFF	DEF	TOT	AST	PF-D	ST	BL	PTS	AVG	HI
HOU - 2	101	944	57-127	.449	0-2	.000	35-42	.833	73	158	231	25	128-0	20	77	149	1.5	13
Playoffs																		
HOU - 1	6	16	0-3	.000	0-1	.000	0-0	.000	1	3	4	0	2-0	2	0	0	0.0	0

Ralph Sampson #50 — Virginia '83 (1st, 1983, ROCKETS, 1st)

Born July 7, 1960 in Harrisonburg, VA; 7-foot-4, 230 pounds. With Rockets: 1983-88; also played for Golden State 1987-89; Sacramento 1989-91; Washington 1991-92; assistant coach James Madison University 1992-93; owner, GM, head coach of Fargo-Moorhead (CBA) 1993-94; inducted into the Basketball Hall of Fame (2012)

									— Rebounds —									
Seasons	G	MIN	FGM-A	PCT	3FTM-A	PCT	FTM-A	PCT	OFF	DEF	TOT	AST	PF-D	ST	BL	PTS	AVG	HI
HOU - 5	305	10674	2489-4985	.499	5-34	.147	1012-1532	.661	924	2265	3189	827	1185-45	307	585	5995	19.7	43
Playoffs																		
HOU - 3	35	1264	274-547	.501	3-4	.750	140-198	.707	118	268	386	108	149-4	34	55	691	19.7	33

LUIS SCOLA #4 — Argentina '02 (2nd, 2002, San Antonio, 56th)

Born April 30, 1980 in Buenos Aires, Argentina; 6-foot-9, 245 pounds. With Rockets: 2007-12; Phoenix 2012-13

									— Rebounds —									
Seasons	G	MIN	FGM-A	PCT	3FTM-A	PCT	FTM-A	PCT	OFF	DEF	TOT	AST	PF-D	ST	BL	PTS	AVG	HI
HOU - 5	386	11662	2334-4576	.510	1-17	.059	928-1248	.744	818	2166	2984	723	1183-11	274	124	5597	14.5	44
Playoffs																		
HOU - 2	19	644	107-223	.480	0-1	.000	57-84	.679	52	113	165	31	75-2	11	4	271	14.3	24

Purvis Short #10 — Jackson State '78 (1st, 1978, Golden State, 5th)

Born July 2, 1957 in Hattiesburg, MS; 6-foot-7, 220 pounds. With Rockets: 1987-89; also played for Golden State 1978-87; New Jersey 1989-90

									— Rebounds —									
Seasons	G	MIN	FGM-A	PCT	3FTM-A	PCT	FTM-A	PCT	OFF	DEF	TOT	AST	PF-D	ST	BL	PTS	AVG	HI
HOU - 2	146	3106	672-1466	.458	14-54	.259	283-329	.860	136	265	401	269	313-1	102	27	1641	11.2	33
Playoffs																		
HOU - 2	8	108	15-46	.326	0-3	.000	11-13	.846	11	8	19	3	15-0	1	0	41	5.1	13

John Shumate #34 — Notre Dame '74 (1st, 1974, Phoenix, 4th)

Born April 6, 1952 in Greenville, SC; 6-foot-9, 235 pounds. With Rockets: 1979-80; also played for Phoenix 1974-76; Buffalo 1975-78; Detroit 1977-80; San Antonio 1979-81; Seattle 1980-81; head coach SMU 1988-94; assistant coach Toronto 1995-98; head coach Phoenix (WNBA) 2003; assistant coach Phoenix 2009-10

									— Rebounds —									
Seasons	G	MIN	FGM-A	PCT	3FTM-A	PCT	FTM-A	PCT	OFF	DEF	TOT	AST	PF-D	ST	BL	PTS	AVG	HI
HOU - 1	29	332	34-64	.531	0-0	.000	33-44	.750	25	54	79	23	39-0	8	9	101	3.5	12

Larry Siegfried #20 — Ohio State '61 (1st, 1961, Cincinnati, 3rd)

Born May 22, 1939 in Shelby, OH; deceased Oct. 14, 2010; 6-foot-3, 192 pounds. With Rockets: 1970-72; also played for Cleveland (ABL) 1961-63; Boston 1963-70; Atlanta 1971-72

									— Rebounds —									
Seasons	G	MIN	FGM-A	PCT	3FTM-A	PCT	FTM-A	PCT	OFF	DEF	TOT	AST	PF-D	ST	BL	PTS	AVG	HI
SD/HOU - 2	63	1896	164-424	.387	-	-	142-167	.850	-	-	217	366	167-0	-	-	470	7.5	28

Bobby "Bingo" Smith #32 — Tulsa '69 (1st, 1969, ROCKETS, 6th)

Born Feb. 26, 1946 in Memphis, TN; 6-foot-5, 212 pounds. With Rockets: 1969-70; also played for Cleveland 1970-79; San Diego 1979-80

									— Rebounds —									
Seasons	G	MIN	FGM-A	PCT	3FTM-A	PCT	FTM-A	PCT	OFF	DEF	TOT	AST	PF-D	ST	BL	PTS	AVG	HI
SD - 1	75	1198	242-567	.427	-	-	66-96	.688	-	-	328	75	119-0	-	-	550	7.3	25

Greg Smith #4 — Western Kentucky '68 (4th, 1968, Milwaukee, 50th)

Born Jan. 28, 1947 in Princeton, KY; 6-foot-5, 200 pounds. With Rockets: 1971-73; also played for Milwaukee 1968-72; Portland 1972-76

									— Rebounds —									
Seasons	G	MIN	FGM-A	PCT	3FTM-A	PCT	FTM-A	PCT	OFF	DEF	TOT	AST	PF-D	ST	BL	PTS	AVG	HI
HOU - 2	58	1560	217-489	.444	-	-	70-110	.636	-	-	330	164	175-2	-	-	504	8.7	23

GREG SMITH #0, #4 — Fresno State '11 (Signed Free Agent, ROCKETS; Feb. 8, 2012)

Born Jan. 8, 1991 in Vallejo, CA; 6-foot-10, 250 pounds. With Rockets: 2011-13

									— Rebounds —									
Seasons	G	MIN	FGM-A	PCT	3FTM-A	PCT	FTM-A	PCT	OFF	DEF	TOT	AST	PF-D	ST	BL	PTS	AVG	HI
HOU - 2	78	1179	177-285	.621	0-1	.000	81-130	.623	116	225	341	26	192-1	20	45	435	5.6	21
Playoffs																		
HOU - 1	5	59	6-9	.667	0-0	-	6-12	.500	7	6	13	0	9-0	2	2	18	3.6	6

ISHMAEL SMITH #13 — Wake Forest '10 (Signed Free Agent, ROCKETS; Aug. 23, 2010)

Born July 5, 1988 in Charlotte, NC; 6-foot, 175 pounds. With Rockets: 2010-11; also played for Memphis 2010-11; Golden State 2011-12; Orlando 2011-13; Milwaukee 2012-13

									— Rebounds —									
Seasons	G	MIN	FGM-A	PCT	3FTM-A	PCT	FTM-A	PCT	OFF	DEF	TOT	AST	PF-D	ST	BL	PTS	AVG	HI
HOU - 1	28	329	32-83	.386	3-8	.375	7-10	.700	6	36	42	64	26-0	13	2	74	2.6	12

Kenny Smith #30 — North Carolina '87 (1st, 1987, Sacramento, 6th)

Born March 8, 1965 in Queens, NY; 6-foot-3, 170 pounds. With Rockets: 1990-96; also played for Sacramento 1987-90; Atlanta 1989-90; Detroit 1996-97; Orlando 1996-97; Denver 1996-97; studio analyst for TNT

									— Rebounds —									
Seasons	G	MIN	FGM-A	PCT	3FTM-A	PCT	FTM-A	PCT	OFF	DEF	TOT	AST	PF-D	ST	BL	PTS	AVG	HI
HOU - 6	468	13712	2170-4425	.490	521-1280	.407	1049-1224	.857	170	719	889	2457	699-2	467	42	5910	12.6	41
Playoffs																		
HOU - 5	68	2043	268-586	.457	117-261	.448	127-150	.847	22	125	147	305	123-0	54	9	780	11.5	32

Larry Smith #13 — Alcorn State '80 (2nd, 1980, Golden State, 24th)

Born Jan. 18, 1958 in Rolling Fork, MS; 6-foot-8, 235 pounds. With Rockets: 1989-92; also played for Golden State 1980-89; San Antonio 1992-93; assistant coach Rockets 1993-2003; assistant coach Atlanta 2003-04; assistant coach L.A. Lakers 2004-05; assistant coach Albuquerque (D-League) 2005-06; head coach Anaheim (D-League) 2006-07; assistant coach Austin (D-League) 2007-08

									— Rebounds —									
Seasons	G	MIN	FGM-A	PCT	3FTM-A	PCT	FTM-A	PCT	OFF	DEF	TOT	AST	PF-D	ST	BL	PTS	AVG	HI
HOU - 3	200	4023	279-568	.491	0-3	.000	36-116	.310	589	828	1417	190	589-12	160	57	594	3.0	15
Playoffs																		
HOU - 2	7	130	7-12	.583	0-1	.000	0-1	.000	13	13	26	9	22-0	5	1	14	2.0	6

Kirk Snyder #13 — Nevada '04 (1st, 2004, Utah, 16th)

Born June 5, 1983 in Los Angeles, CA; 6-foot-6, 225 pounds. With Rockets: 2006-08; also played for Utah 2004-05; New Orleans/Oklahoma City 2005-06; Minnesota 2007-08

									— Rebounds —									
Seasons	G	MIN	FGM-A	PCT	3FTM-A	PCT	FTM-A	PCT	OFF	DEF	TOT	AST	PF-D	ST	BL	PTS	AVG	HI
HOU - 2	48	644	79-174	.454	13-53	.245	55-86	.640	22	73	95	47	57-0	12	13	226	4.7	15
Playoffs																		
HOU - 1	3	9	1-3	.333	0-2	.000	0-0	.000	0	1	1	0	0-0	0	0	2	0.7	2

Vassilis Spanoulis #10 — Greece '04 (2nd, 2004, Dallas, 50th)

Born Aug. 7, 1982 in Larissa, Greece; 6-foot-4, 195 pounds. With Rockets: 2006-07

									— Rebounds —									
Seasons	G	MIN	FGM-A	PCT	3FTM-A	PCT	FTM-A	PCT	OFF	DEF	TOT	AST	PF-D	ST	BL	PTS	AVG	HI
HOU - 1	31	272	23-72	.319	5-29	.172	34-42	.810	5	17	22	28	33-1	7	1	85	2.7	13
Playoffs																		
HOU - 1	1	3	1-2	.500	0-0	.000	2-2	1.000	0	1	1	1	0-0	0	0	4	4.0	4

Larry Spriggs #35 — Howard '81 (4th, 1981, ROCKETS, 81st)

Born Sept. 8, 1959 in Cheverly, MD; 6-foot-7, 230 pounds. With Rockets: 1981-82; also played for Chicago 1982-83; L.A. Lakers 1983-86

									— Rebounds —									
Seasons	G	MIN	FGM-A	PCT	3FTM-A	PCT	FTM-A	PCT	OFF	DEF	TOT	AST	PF-D	ST	BL	PTS	AVG	HI
HOU - 1	4	37	7-11	.636	0-0	.000	0-2	.000	2	4	6	4	7-0	2	0	14	3.5	8
Playoffs																		
HOU - 1	2	9	3-4	.750	0-0	.000	0-1	.000	0	1	1	2	3-0	0	0	6	3.0	4

Joe Stephens #41 — Arkansas-Little Rock '96 (Signed Free Agent, ROCKETS; Feb. 12, 1997)

Born Jan. 28, 1973 in Riverside, CA; 6-foot-7, 210 pounds. With Rockets: 1996-98; also played for Vancouver 1999-2000

									— Rebounds —									
Seasons	G	MIN	FGM-A	PCT	3FTM-A	PCT	FTM-A	PCT	OFF	DEF	TOT	AST	PF-D	ST	BL	PTS	AVG	HI
HOU - 2	9	46	11-33	.333	4-13	.308	4-6	.667	5	4	9	1	5-0	5	0	30	3.3	5

Rod Strickland #31 — DePaul '88 (1st, 1988, New York, 19th)

Born July 11, 1966 in Bronx, NY; 6-foot-3, 185 pounds. With Rockets: 2004-05; also played for New York 1988-90; San Antonio 1989-92; Portland 1992-96, 2000-01; Washington 1996-01; Miami 2001-02; Minnesota 2002-03; Orlando 2003-04; Toronto 2003-04

									— Rebounds —									
Seasons	G	MIN	FGM-A	PCT	3FTM-A	PCT	FTM-A	PCT	OFF	DEF	TOT	AST	PF-D	ST	BL	PTS	AVG	HI
HOU - 1	16	196	9-43	.209	1-2	.500	9-10	.900	3	24	27	39	15-0	3	2	28	1.8	5

John Stroud #42 — Mississippi '80 (2nd, 1980, ROCKETS, 27th)

Born Oct. 29, 1957 in New Albany, MS; 6-foot-7, 215 pounds. With Rockets: 1980-81

									— Rebounds —									
Seasons	G	MIN	FGM-A	PCT	3FTM-A	PCT	FTM-A	PCT	OFF	DEF	TOT	AST	PF-D	ST	BL	PTS	AVG	HI
HOU - 1	9	88	11-34	.324	0-0	.000	3-4	.750	7	6	13	9	7-0	1	0	25	2.8	11

Bob Sura #3 — Florida State '95 (1st, 1995, Cleveland, 17th)

Born March 25, 1973 in Wilkes-Barre, PA; 6-foot-5, 200 pounds. With Rockets: 2004-05 (Missed 2005-06 and 2006-07 seasons due to knee and back injuries); also played for Cleveland 1995-2000; Golden State 2000-03; Detroit 2003-04; Atlanta 2003-04

									— Rebounds —									
Seasons	G	MIN	FGM-A	PCT	3FTM-A	PCT	FTM-A	PCT	OFF	DEF	TOT	AST	PF-D	ST	BL	PTS	AVG	HI
HOU - 1	61	1922	215-504	.427	55-155	.355	141-188	.750	79	258	337	317	168-2	65	7	626	10.3	35
Playoffs																		
HOU - 1	7	182	20-46	.435	7-13	.538	8-12	.667	6	21	27	14	15-0	7	0	55	7.9	21

Stromile Swift #4 — Louisiana State '00 (1st, 2000, Vancouver, 2nd)

Born Nov. 21, 1979 in Shreveport, LA; 6-foot-9, 228 pounds. With Rockets: 2005-06; also played for Vancouver/Memphis 2000-05, 2006-08; New Jersey 2007-09; Phoenix 2008-09

									— Rebounds —									
Seasons	G	MIN	FGM-A	PCT	3FTM-A	PCT	FTM-A	PCT	OFF	DEF	TOT	AST	PF-D	ST	BL	PTS	AVG	HI
HOU - 1	66	1344	225-458	.491	0-2	.000	136-209	.651	103	188	291	25	198-3	38	50	586	8.9	26

Zan Tabak #55 — Croatia '91 (2nd, 1991, ROCKETS, 51st)

Born June 15, 1970 in Split, Croatia; 7-foot, 240 pounds. With Rockets: 1994-95; also played for Toronto 1995-98; Boston 1998; Indiana 1999-2001

									— Rebounds —									
Seasons	G	MIN	FGM-A	PCT	3FTM-A	PCT	FTM-A	PCT	OFF	DEF	TOT	AST	PF-D	ST	BL	PTS	AVG	HI
HOU - 1	37	182	24-53	.453	0-1	.000	27-44	.614	23	34	57	4	37-0	2	7	75	2.0	10
Playoffs																		
HOU - 1	8	31	2-5	.400	0-0	.000	2-2	1.000	1	0	1	1	5-0	1	3	6	0.8	2

Jeff Taylor #13 — Texas Tech '82 (2nd, 1982, ROCKETS, 42nd)

Born Jan. 1, 1960 in Blytheville, AR; 6-foot-4, 175 pounds. With Rockets: 1982-83; also played for Detroit 1986-87

									— Rebounds —									
Seasons	G	MIN	FGM-A	PCT	3FTM-A	PCT	FTM-A	PCT	OFF	DEF	TOT	AST	PF-D	ST	BL	PTS	AVG	HI
HOU - 1	44	774	64-160	.400	0-1	.000	30-46	.652	25	53	78	110	82-1	40	15	158	3.6	12

Jermaine Taylor #8 — Central Florida '09 (2nd, 2009, Washington, 32nd)

Born Dec. 8, 1986 in Eustis, FL; 6-foot-4, 210 pounds. With Rockets: 2009-11; also played for Sacramento 2010-11

									— Rebounds —									
Seasons	G	MIN	FGM-A	PCT	3FTM-A	PCT	FTM-A	PCT	OFF	DEF	TOT	AST	PF-D	ST	BL	PTS	AVG	HI
HOU - 2	39	380	61-151	.404	7-27	.259	38-52	.731	22	33	55	18	19-0	12	5	167	4.3	15

Maurice Taylor #2 — Michigan '97 (1st, 1997, L.A. Clippers, 14th)

Born Oct. 30, 1976 in Detroit, MI; 6-foot-9, 260 pounds. With Rockets: 2000-05 (Missed 2001-02 season due to Achilles injury); also played for L.A. Clippers 1997-2000; New York 2004-06; Sacramento 2006-07

									— Rebounds —									
Seasons	G	MIN	FGM-A	PCT	3FTM-A	PCT	FTM-A	PCT	OFF	DEF	TOT	AST	PF-D	ST	BL	PTS	AVG	HI
HOU - 4	249	6335	1115-2389	.467	3-16	.188	386-534	.723	376	788	1164	330	735-11	109	119	2619	10.5	34
Playoffs																		
HOU - 1	5	115	18-38	.474	0-0	.000	13-17	.765	5	11	16	5	20-0	0	1	49	9.8	16

Terry Teagle #20, #10 — Baylor '82 (1st, 1982, ROCKETS, 16th)

Born April 10, 1960 in Broaddus, TX; 6-foot-5, 195 pounds. With Rockets: 1982-84, 1992-93; also played for Detroit 1984-85; Golden State 1984-90; L.A. Lakers 1990-92

									— Rebounds —									
Seasons	G	MIN	FGM-A	PCT	3FTM-A	PCT	FTM-A	PCT	OFF	DEF	TOT	AST	PF-D	ST	BL	PTS	AVG	HI
HOU - 3	143	2349	482-1098	.439	17-56	.304	125-171	.731	102	173	275	215	253-1	66	22	1106	7.7	34
Playoffs																		
HOU - 1	5	12	2-5	.400	0-0	.000	0-2	.000	0	0	0	0	1-0	0	0	4	0.8	2

GARRETT TEMPLE #2 — LSU '09 (Signed Free Agent, ROCKETS; Sept. 22, 2009)

Born May 8, 1986 in Baton Rouge, LA; 6-foot-6, 190 pounds. With Rockets: 2009-10; also played for Sacramento 2009-10; San Antonio 2009-11; Milwaukee 2010-11; Charlotte 2010-11; Washington 2012-13

									— Rebounds —									
Seasons	G	MIN	FGM-A	PCT	3FTM-A	PCT	FTM-A	PCT	OFF	DEF	TOT	AST	PF-D	ST	BL	PTS	AVG	HI
HOU - 1	9	118	13-29	.448	3-12	.250	16-24	.667	2	12	14	7	16-0	4	4	45	5.0	11

HASHEEM THABEET #32 — Connecticut '09 (1st, 2009, Memphis, 2nd)

Born Feb. 16, 1987 in Dar es Salaam, Tanzania; 7-foot-3, 263 pounds. With Rockets: 2010-12; also played for Memphis 2009-11; Portland 2011-12; Oklahoma City 2012-13

									— Rebounds —									
Seasons	G	MIN	FGM-A	PCT	3FTM-A	PCT	FTM-A	PCT	OFF	DEF	TOT	AST	PF-D	ST	BL	PTS	AVG	HI
HOU - 2	7	27	3-4	.750	0-0	-	0-0	-	1	6	7	0	8-0	0	3	6	0.9	6

Kenny Thomas #21 — New Mexico '99 (1st, 1999, ROCKETS, 22nd)

Born July 25, 1977 in Atlanta, GA; 6-foot-7, 261 pounds. With Rockets: 1999-2003; also played for Philadelphia 2002-05; Sacramento 2004-10

									— Rebounds —									
Seasons	G	MIN	FGM-A	PCT	3FTM-A	PCT	FTM-A	PCT	OFF	DEF	TOT	AST	PF-D	ST	BL	PTS	AVG	HI
HOU - 4	238	6687	896-2015	.445	57-230	.248	485-716	.677	472	1035	1507	366	589-9	195	137	2334	9.8	31

Bernard Thompson #25 — Fresno State '84 (1st, 1984, Portland, 19th)

Born Aug. 30, 1962 in Phoenix, AZ; 6-foot-6, 210 pounds. With Rockets: 1988-89; also played for Portland 1984-85; Phoenix 1985-88

									— Rebounds —									
Seasons	G	MIN	FGM-A	PCT	3FTM-A	PCT	FTM-A	PCT	OFF	DEF	TOT	AST	PF-D	ST	BL	PTS	AVG	HI
HOU - 1	23	222	20-59	.339	0-2	.000	22-26	.846	9	19	28	13	33-0	13	1	62	2.7	10

Otis Thorpe #33 — Providence '84 (1st, 1984, Kansas City, 9th)

Born Aug. 5, 1962 in Boynton Beach, FL; 6-foot-10, 240 pounds. With Rockets: 1988-95; also played for Sacramento 1984-88, 1997-98; Portland 1994-95; Detroit 1995-1997; Vancouver 1997-98; Washington 1998-99; Miami 1999-2000; Charlotte 2000-01

									— Rebounds —									
Seasons	G	MIN	FGM-A	PCT	3FTM-A	PCT	FTM-A	PCT	OFF	DEF	TOT	AST	PF-D	ST	BL	PTS	AVG	HI
HOU - 7	518	18631	3215-5747	.559	3-33	.091	1744-2604	.670	1705	3305	5010	1338	1703-33	404	178	8177	15.8	40
Playoffs																		
HOU - 5	46	1705	257-429	.599	1-2	.500	111-175	.634	131	278	409	112	158-3	31	12	626	13.6	28

Sedale Threatt #2 — West Virginia Tech '83 (6th, 1983, Philadelphia, 139th)

Born Sept. 10, 1961 in Atlanta, GA; 6-foot-2, 185 pounds. With Rockets: 1996-97; also played for Philadelphia 1983-87; Chicago 1987-88; Seattle 1988-91; L.A. Lakers 1991-96

									— Rebounds —									
Seasons	G	MIN	FGM-A	PCT	3FTM-A	PCT	FTM-A	PCT	OFF	DEF	TOT	AST	PF-D	ST	BL	PTS	AVG	HI
HOU - 1	21	334	28-74	.378	8-20	.400	6-8	.750	5	19	24	40	29-0	15	3	70	3.3	15
Playoffs																		
HOU - 1	16	266	22-56	.393	9-30	.300	6-8	.750	2	15	17	48	35-0	6	4	59	3.7	9

Rudy Tomjanovich #45 — Michigan '70 (1st, 1970, ROCKETS, 2nd)

Born Nov. 24, 1948 in Hamtramck, MI; 6-foot-8, 220 pounds. With Rockets: 1970-81 (#45 retired); head coach Rockets 1992-2003; head coach L.A. Lakers 2004-05; Special Consultant L.A. Lakers 2005-12

									— Rebounds —									
Seasons	G	MIN	FGM-A	PCT	3FTM-A	PCT	FTM-A	PCT	OFF	DEF	TOT	AST	PF-D	ST	BL	PTS	AVG	HI
SD/HOU-11	768	25714	5630-11240	.501	34-130	.262	2089-2666	.784	-	-	6198	1573	1937-8	374	175	13383	17.4	42
Playoffs																		
HOU - 5	37	1041	213-436	.489	1-10	.100	84-109	.771	67	122	189	59	78-1	11	8	511	13.8	30

Oscar Torres #18 — Venezuela '01 (Signed Free Agent, ROCKETS; Sept. 10, 2001)

Born Dec. 18, 1976 in Caracas, Venezuela; 6-foot-6, 210 pounds. With Rockets: 2001-02; also played for Golden State 2002-03

									— Rebounds —									
Seasons	G	MIN	FGM-A	PCT	3FTM-A	PCT	FTM-A	PCT	OFF	DEF	TOT	AST	PF-D	ST	BL	PTS	AVG	HI
HOU - 1	65	1075	135-341	.396	37-126	.294	82-105	.781	47	75	122	40	64-0	25	9	389	6.0	28

John Q. Trapp #31 — UNLV '68 (2nd, 1968, ROCKETS, 15th)

Born Oct. 2, 1945 in Detroit, MI; deceased 1998; 6-foot-7, 215 pounds. With Rockets: 1968-71; also played for L.A. Lakers 1971-73; Philadelphia 1972-73

									— Rebounds —									
Seasons	G	MIN	FGM-A	PCT	3FTM-A	PCT	FTM-A	PCT	OFF	DEF	TOT	AST	PF-D	ST	BL	PTS	AVG	HI
SD - 3	177	3247	536-1280	.419	-	-	233-321	.726	-	-	868	192	575-19	-	-	1305	7.4	25

Jake Tsakalidis #25 — Greece '00 (1st, 2000, Phoenix, 25th)

Born June 10, 1979 in Rustavi, Republic of Georgia; 7-foot-2, 290 pounds. With Rockets: 2006-07; also played for Phoenix 2000-03; Memphis 2003-07

									— Rebounds —									
Seasons	G	MIN	FGM-A	PCT	3FTM-A	PCT	FTM-A	PCT	OFF	DEF	TOT	AST	PF-D	ST	BL	PTS	AVG	HI
HOU - 1	13	132	9-22	.409	0-0	.000	12-15	.800	18	22	40	3	17-0	1	1	30	2.3	7
Playoffs																		
HOU - 1	1	3	0-0	.000	0-0	.000	2-2	1.000	1	3	4	0	0-0	0	0	2	2.0	2

Andre Turner #13 — Memphis State '86 (3rd, 1986, L.A. Lakers, 69th)

Born Dec. 13, 1964 in Memphis, TN; 5-foot-11, 160 pounds. With Rockets: 1987-88; also played for Boston 1986-87; Milwaukee 1988-89; L.A. Clippers 1989-90; Charlotte 1989-90; Philadelphia 1990-91; Washington 1991-92

									— Rebounds —									
Seasons	G	MIN	FGM-A	PCT	3FTM-A	PCT	FTM-A	PCT	OFF	DEF	TOT	AST	PF-D	ST	BL	PTS	AVG	HI
HOU - 1	12	99	12-34	.353	1-7	.143	10-14	.714	4	4	8	23	13-0	7	1	35	2.9	8

John Turner #40 — Phillips [OK] '91 (1st, 1991, ROCKETS, 20th)

Born Nov. 30, 1967 in Glenarden, MD; 6-foot-8, 245 pounds. With Rockets: 1991-92

									— Rebounds —									
Seasons	G	MIN	FGM-A	PCT	3FTM-A	PCT	FTM-A	PCT	OFF	DEF	TOT	AST	PF-D	ST	BL	PTS	AVG	HI
HOU - 1	42	345	43-98	.439	0-0	.000	31-59	.525	38	40	78	12	40-0	6	4	117	2.8	15

John Vallely #33 — UCLA '70 (1st, 1970, Atlanta, 14th)

Born Oct. 3, 1948; 6-foot-3, 180 pounds. With Rockets: 1971-72; also played for Atlanta 1970-72

									— Rebounds —									
Seasons	G	MIN	FGM-A	PCT	3FTM-A	PCT	FTM-A	PCT	OFF	DEF	TOT	AST	PF-D	ST	BL	PTS	AVG	HI
HOU - 1	40	256	49-128	.383	-	-	17-25	.680	-	-	21	28	37-0	-	-	115	2.9	19

Von Wafer #13 — Florida State '05 (2nd, 2005, L.A. Lakers, 39th)

Born July 21, 1985 in Homer, LA; 6-foot-5, 210 pounds. With Rockets: 2008-09; also played for L.A. Lakers 2005-06; L.A. Clippers 2006-07; Denver 2007-08; Portland 2007-08; Boston 2010-11; Orlando 2011-12

									— Rebounds —									
Seasons	G	MIN	FGM-A	PCT	3FTM-A	PCT	FTM-A	PCT	OFF	DEF	TOT	AST	PF-D	ST	BL	PTS	AVG	HI
HOU - 1	63	1225	229-512	.447	64-164	.390	88-117	.752	19	94	113	71	71-0	40	8	610	9.7	23
Playoffs																		
HOU - 1	13	181	39-92	.424	9-22	.409	19-22	.864	0	12	12	9	11-0	2	1	106	8.2	21

Granville Waiters #31 — Ohio State '83 (2nd, 1983, Portland, 39th)

Born Jan. 8, 1961 in Columbus, OH; 6-foot-11, 225 pounds. With Rockets: 1985-86; also played for Indiana 1983-85; Chicago 1986-88

									— Rebounds —									
Seasons	G	MIN	FGM-A	PCT	3FTM-A	PCT	FTM-A	PCT	OFF	DEF	TOT	AST	PF-D	ST	BL	PTS	AVG	HI
HOU - 1	43	156	13-39	.333	0-1	.000	1-6	.167	15	13	28	8	30-0	4	10	27	0.6	6
Playoffs																		
HOU - 1	11	26	4-7	.571	0-0	.000	0-0	.000	2	3	5	0	3-0	1	3	8	0.7	4

Jimmy Walker #11 — Providence '67 (1st, 1967, Detroit, 1st)

Born April 8, 1944 in Amherst, VA; deceased July 2, 2007; 6-foot-3, 205 pounds. With Rockets: 1972-74; also played for Detroit 1967-72; Kansas City 1973-76; father of former NBA player Jalen Rose

									— Rebounds —									
Seasons	G	MIN	FGM-A	PCT	3FTM-A	PCT	FTM-A	PCT	OFF	DEF	TOT	AST	PF-D	ST	BL	PTS	AVG	HI
HOU - 2	84	3117	612-1313	.466	-	-	244-277	.881	-	-	270	446	211-0	-	-	1468	17.5	32

Wally Walker #42 — Virginia '76 (1st, 1976, Portland, 5th)

Born July 18, 1954 in Millersville, PA; 6-foot-7, 210 pounds. With Rockets: 1982-84; also played for Portland 1976-78; Seattle 1977-82; past President/CEO of the Seattle SuperSonics

									— Rebounds —									
Seasons	G	MIN	FGM-A	PCT	3FTM-A	PCT	FTM-A	PCT	OFF	DEF	TOT	AST	PF-D	ST	BL	PTS	AVG	HI
HOU - 2	140	2863	480-1047	.458	3-10	.300	78-134	.582	163	302	465	254	267-3	54	26	1041	7.4	23

Charlie Ward #17 — Florida State '94 (1st, 1994, New York, 26th)

Born Oct. 12, 1970 in Tallahassee, FL; 6-foot-2, 185 pounds. With Rockets: 2004-05; also played for New York 1994-2004; San Antonio 2003-04; assistant coach/player development for Rockets 2005-07

									— Rebounds —									
Seasons	G	MIN	FGM-A	PCT	3FTM-A	PCT	FTM-A	PCT	OFF	DEF	TOT	AST	PF-D	ST	BL	PTS	AVG	HI
HOU - 1	14	360	24-77	.312	16-51	.314	11-13	.846	6	33	39	43	22-0	15	0	75	5.4	14

Jim Ware #27 — Oklahoma City '66 (3rd, 1966, Cincinnati, 26th)

Born May 2, 1944 in Natchez, MS; 6-foot-7, 210 pounds. With Rockets: 1967-68; also played for Cincinnati 1966-67

									— Rebounds —									
Seasons	G	MIN	FGM-A	PCT	3FTM-A	PCT	FTM-A	PCT	OFF	DEF	TOT	AST	PF-D	ST	BL	PTS	AVG	HI
SD - 1	30	228	25-97	.258	-	-	23-34	.676	-	-	77	7	28-1	-	-	73	2.4	8

Don "Slick" Watts #00 — Xavier [LA] '73 (Signed Free Agent, Seattle; Sept. 10, 1973)

Born July 22, 1951 in Rolling Fork, MS; 6-foot-1, 175 pounds. With Rockets: 1978-79; also played for Seattle 1973-78; New Orleans 1977-78

									— Rebounds —									
Seasons	G	MIN	FGM-A	PCT	3FTM-A	PCT	FTM-A	PCT	OFF	DEF	TOT	AST	PF-D	ST	BL	PTS	AVG	HI
HOU - 1	61	1046	92-227	.405	-	-	41-67	.612	35	68	103	243	143-1	73	14	225	3.7	16
Playoffs																		
HOU - 1	2	43	6-15	.400	-	-	2-3	.667	4	3	7	7	8-0	4	1	14	7.0	8

Clarence Weatherspoon #30 — Southern Miss '92 (1st, 1992, Philadelphia, 9th)

Born Sept. 8, 1970 in Crawford, MS; 6-foot-7, 270 pounds. With Rockets: 2003-05; also played for Philadelphia 1992-98, Golden State 1997-98; Miami 1998-2000; Cleveland 2000-01; New York 2001-04

									— Rebounds —									
Seasons	G	MIN	FGM-A	PCT	3FTM-A	PCT	FTM-A	PCT	OFF	DEF	TOT	AST	PF-D	ST	BL	PTS	AVG	HI
HOU - 2	77	1177	133-285	.467	0-1	.000	64-88	.727	95	181	276	34	130-1	31	19	330	4.3	16
Playoffs																		
HOU - 2	3	23	2-5	.400	0-0	.000	3-6	.500	2	2	4	0	4-0	0	0	7	2.3	4

Bonzi Wells #6 — Ball State '98 (1st, 1998, Detroit, 11th)

Born Sept. 28, 1976 in Muncie, IN; 6-foot-5, 210 pounds. With Rockets: 2006-08; also played for Portland 1998-2004; Memphis 2003-05; Sacramento 2005-06; New Orleans 2007-08

									— Rebounds —									
Seasons	G	MIN	FGM-A	PCT	3FTM-A	PCT	FTM-A	PCT	OFF	DEF	TOT	AST	PF-D	ST	BL	PTS	AVG	HI
HOU - 2	79	1714	260-619	.420	9-45	.200	157-256	.613	89	291	380	111	175-0	75	37	686	8.7	27

Owen Wells #30 — Detroit '74 (5th, 1974, ROCKETS, 77th)

Born Dec. 9, 1950 in Providence, RI; 6-foot-7, 200 pounds. With Rockets: 1974-75

									— Rebounds —									
Seasons	G	MIN	FGM-A	PCT	3FTM-A	PCT	FTM-A	PCT	OFF	DEF	TOT	AST	PF-D	ST	BL	PTS	AVG	HI
HOU - 1	33	214	42-100	.420	-	-	15-22	.682	12	23	35	22	38-0	9	3	99	3.0	12
Playoffs																		
HOU - 1	4	5	3-5	.600	-	-	0-0	.000	0	1	1	1	1-0	0	0	6	1.5	2

David Wesley #7 — Baylor '92 (Signed Free Agent, New Jersey; July 27, 1993)

Born Nov. 14, 1970 in San Antonio, TX; 6-foot-1, 205 pounds. With Rockets: 2004-06; also played for New Jersey 1993-94; Boston 1994-97; Charlotte/New Orleans 1997-2005; Cleveland 2006-07; TV analyst for New Orleans 2012-13

									— Rebounds —									
Seasons	G	MIN	FGM-A	PCT	3FTM-A	PCT	FTM-A	PCT	OFF	DEF	TOT	AST	PF-D	ST	BL	PTS	AVG	HI
HOU - 2	125	4212	427-1059	.403	189-506	.374	246-300	.820	50	271	321	360	362-5	120	14	1289	10.3	26
Playoffs																		
HOU - 1	7	280	19-54	.352	10-21	.476	9-13	.692	4	17	21	23	20-0	9	1	57	8.1	17

JAMES WHITE #8 — Cincinnati '06 (2nd, 2006, Portland, 31st)

Born Oct. 21, 1982 in Washington, DC; 6-foot-7, 200 pounds. With Rockets: 2008-09; also played for San Antonio 2006-07; New York 2012-13

									— Rebounds —									
Seasons	G	MIN	FGM-A	PCT	3FTM-A	PCT	FTM-A	PCT	OFF	DEF	TOT	AST	PF-D	ST	BL	PTS	AVG	HI
HOU - 1	4	11	3-5	.600	1-2	.500	0-0	.000	0	0	0	1	2-0	1	1	7	1.8	5
Playoffs																		
HOU - 1	5	12	3-9	.333	1-2	.500	0-0	.000	1	0	1	0	0-0	0	0	7	1.4	4

Rudy White #32 — Arizona State '75 (3rd, 1975, ROCKETS, 47th)

Born June 23, 1953 in Silver City, NM; 6-foot-2, 195 pounds. With Rockets: 1975-80; also played for Golden State 1980-81; Seattle 1980-81

									— Rebounds —									
Seasons	G	MIN	FGM-A	PCT	3FTM-A	PCT	FTM-A	PCT	OFF	DEF	TOT	AST	PF-D	ST	BL	PTS	AVG	HI
HOU - 4	108	977	133-317	.420	0-0	.000	57-81	.704	34	75	109	92	103-0	43	6	323	3.0	14
Playoffs																		
HOU - 1	1	2	1-3	.333	0-0	.000	0-0	.000	1	0	1	0	0-0	1	0	2	2.0	2

Mitchell Wiggins #15 — Florida State '83 (1st, 1983, Indiana, 23rd)

Born Sept. 28, 1959 in Lenoir County, NC; 6-foot-4, 185 pounds. With Rockets: 1984-87, 1989-90; also played for Chicago 1983-84; Philadelphia 1991-92

									— Rebounds —									
Seasons	G	MIN	FGM-A	PCT	3FTM-A	PCT	FTM-A	PCT	OFF	DEF	TOT	AST	PF-D	ST	BL	PTS	AVG	HI
HOU - 4	258	5413	1109-2349	.472	7-43	.163	423-551	.768	404	409	813	400	597-3	271	22	2648	10.3	34
Playoffs																		
HOU - 3	29	539	105-212	.495	0-3	.000	23-31	.742	45	48	93	34	55-0	19	3	233	8.0	24

Mike Wilks #29 — Rice '01 (Signed Free Agent, Atlanta; Dec. 24, 2002)

Born May 7, 1979 in Milwaukee, WI; 5-foot-10, 186 pounds. With Rockets: 2003-04; also played for Atlanta 2002-03; Minnesota 2002-03; San Antonio 2004-05; Cleveland 2005-06; Seattle 2005-07, 2007-08; Denver 2007-08; Washington 2007-08; also with Orlando 2008-09; also with Memphis 2008-09; Oklahoma City 2009-10

									— Rebounds —									
Seasons	G	MIN	FGM-A	PCT	3FTM-A	PCT	FTM-A	PCT	OFF	DEF	TOT	AST	PF-D	ST	BL	PTS	AVG	HI
HOU - 1	26	145	17-36	.472	6-10	.600	10-12	.833	3	13	16	17	15-0	3	0	50	1.9	13
Playoffs																		
HOU - 1	2	5	0-0	.000	0-0	.000	0-0	.000	0	0	0	1	0-0	0	0	0	0.0	0

Art "Hambone" Williams #14 — Cal Poly-Pomona '63 (Signed Free Agent; Sept. 1, 1967)

Born Sept. 29, 1939 in Bonham, TX; 6-foot-1, 190 pounds. With Rockets: 1967-70; also played for Boston 1970-74

									— Rebounds —									
Seasons	G	MIN	FGM-A	PCT	3FTM-A	PCT	FTM-A	PCT	OFF	DEF	TOT	AST	PF-D	ST	BL	PTS	AVG	HI
SD - 3	238	5271	681-1774	.384	-	-	306-432	.708	-	-	942	1418	610-0	-	-	1668	7.0	26
Playoffs																		
SD - 1	6	102	12-25	.480	-	-	3-7	.429	-	-	17	32	15-0	-	-	27	4.5	12

Bernie Williams #18, #35 — LaSalle '69 (2nd, 1969, ROCKETS, 21st)

Born Dec. 30, 1945 in Washington, DC; deceased Sept. 23, 2003; 6-foot-3, 175 pounds. With Rockets: 1969-71

									— Rebounds —									
Seasons	G	MIN	FGM-A	PCT	3FTM-A	PCT	FTM-A	PCT	OFF	DEF	TOT	AST	PF-D	ST	BL	PTS	AVG	HI
SD - 2	128	1936	363-979	.371	-	-	164-203	.808	-	-	240	278	200-1	-	-	890	7.0	34

Justin Williams #30 — Wyoming '06 (Signed Free Agent, Sacramento; July 24, 2007)

Born May 12, 1984 in Chicago, IL; 6-foot-10, 260 pounds. With Rockets: 2007-08; also played for Sacramento 2006-08

									— Rebounds —									
Seasons	G	MIN	FGM-A	PCT	3FTM-A	PCT	FTM-A	PCT	OFF	DEF	TOT	AST	PF-D	ST	BL	PTS	AVG	HI
HOU - 1	1	6	1-3	.333	0-0	.000	1-4	.250	1	0	1	0	3-0	0	0	3	3.0	3

TERRENCE WILLIAMS #1 — Louisville '09 (1st, 2009, New Jersey, 11th)

Born June 28, 1987 in Seattle, WA; 6-foot-6, 220 pounds. With Rockets: 2010-12; also played for New Jersey 2009-11; Sacramento 2011-12; Boston 2012-13

									— Rebounds —									
Seasons	G	MIN	FGM-A	PCT	3FTM-A	PCT	FTM-A	PCT	OFF	DEF	TOT	AST	PF-D	ST	BL	PTS	AVG	HI
HOU - 2	23	265	34-99	.343	10-29	.345	15-23	.652	3	40	43	17	20-0	8	1	93	4.0	13

Walt Williams #42 — Maryland '92 (1st, 1992, Sacramento, 7th)

Born April 16, 1970 in Washington, DC; 6-foot-8, 230 pounds. With Rockets: 1999-2002; also played for Sacramento 1992-96; Miami 1995-96; Toronto 1996-98; Portland 1997-99; Dallas 2002-03

									— Rebounds —									
Seasons	G	MIN	FGM-A	PCT	3FTM-A	PCT	FTM-A	PCT	OFF	DEF	TOT	AST	PF-D	ST	BL	PTS	AVG	HI
HOU - 3	196	4559	680-1590	.428	278-692	.402	238-300	.793	137	576	713	323	449-4	97	82	1876	9.6	31

Kevin Willis #42, #43 — Michigan State '84 (1st, 1984, Atlanta, 11th)

Born Sept. 6, 1962 in Los Angeles, CA; 7-foot, 245 pounds. With Rockets: 1996-98, 2001-02; also played for Atlanta 1984-95, 2004-05; Miami 1994-96; Golden State 1995-96; Toronto 1998-2001; Denver 2000-01; San Antonio 2002-04; Dallas 2006-07

									— Rebounds —									
Seasons	G	MIN	FGM-A	PCT	3FTM-A	PCT	FTM-A	PCT	OFF	DEF	TOT	AST	PF-D	ST	BL	PTS	AVG	HI
HOU - 3	208	5357	1006-2053	.490	3-22	.136	447-594	.753	483	1056	1539	163	549-2	122	93	2462	11.8	33
Playoffs																		
HOU - 2	21	463	60-150	.400	0-2	.000	38-54	.704	40	88	128	16	68-0	17	7	158	7.5	18

Bill Willoughby #32 — Englewood Morrow [NJ] H.S. '75 (2nd, 1975, Atlanta, 19th)

Born May 20, 1957 in Englewood, NJ; 6-foot-8, 205 pounds. With Rockets: 1980-82; also played for Atlanta 1975-77; Buffalo 1977-78; Cleveland 1979-80; San Antonio 1982-83; New Jersey 1982-84

									— Rebounds —									
Seasons	G	MIN	FGM-A	PCT	3FTM-A	PCT	FTM-A	PCT	OFF	DEF	TOT	AST	PF-D	ST	BL	PTS	AVG	HI
HOU - 2	124	2620	390-751	.519	3-7	.429	105-141	.745	181	310	491	139	248-1	49	90	888	7.2	21
Playoffs																		
HOU - 2	21	434	43-118	.364	0-1	.000	32-42	.762	30	61	91	23	43-0	14	19	118	5.6	14

Kennard Winchester #20 — Averett [VA] '89 (Signed Free Agent, ROCKETS; Sept. 11, 1990)

Born Sept. 3, 1966 in Chestertown, MD; 6-foot-5, 212 pounds. With Rockets: 1990-92, 1992-93; also played for New York 1991-92

									— Rebounds —									
Seasons	G	MIN	FGM-A	PCT	3FTM-A	PCT	FTM-A	PCT	OFF	DEF	TOT	AST	PF-D	ST	BL	PTS	AVG	HI
HOU - 3	107	964	160-387	.413	12-39	.308	52-67	.776	51	65	116	38	111-0	26	23	384	3.6	18

Dave Wohl #11 — Pennsylvania '71 (3rd, 1971, Philadelphia, 46th)

Born Nov. 2, 1949 in Flushing, NY; 6-foot-2, 185 pounds. With Rockets: 1973-77; also played for Philadelphia 1971-72; Portland 1972-73; Buffalo 1972-74; New Jersey 1976-78; head coach New Jersey 1985-87; assistant coach Miami 1988-91; assistant coach Sacramento 1992-93; assistant coach L.A. Clippers 1993-94; Executive Vice President of Basketball Operations Miami 1995-96; assistant coach Orlando 1999-2002; assistant coach Boston 2004-07; Assistant General Manager Boston 2007-09; assistant coach Minnesota 2009-11

									— Rebounds —									
Seasons	G	MIN	FGM-A	PCT	3FTM-A	PCT	FTM-A	PCT	OFF	DEF	TOT	AST	PF-D	ST	BL	PTS	AVG	HI
HOU - 4	165	2933	337-769	.438	-	-	154-201	.766	40	150	190	576	378-6	144	11	828	5.0	29
Playoffs																		
HOU - 1	4	8	3-3	1.000	-	-	0-0	.000	0	1	1	2	2-0	1	0	6	1.5	4

David Wood #10 — Nevada-Reno '87 (Signed Free Agent, Chicago; Sept. 27, 1988)

Born Nov. 30, 1964 in Spokane, WA; 6-foot-9, 228 pounds. With Rockets: 1990-91; also played for Chicago 1988-89; San Antonio 1992-93; Detroit 1993-94, Golden State 1994-96; Phoenix 1995-96; Dallas 1995-96; Milwaukee 1996-97

									— Rebounds —									
Seasons	G	MIN	FGM-A	PCT	3FTM-A	PCT	FTM-A	PCT	OFF	DEF	TOT	AST	PF-D	ST	BL	PTS	AVG	HI
HOU - 1	82	1421	148-349	.424	28-90	.311	108-133	.812	107	139	246	94	236-4	58	16	432	5.3	27
Playoffs																		
HOU - 1	3	44	2-3	.667	1-1	1.000	2-4	.500	1	4	5	3	8-0	3	0	7	2.3	5

Loren Woods #33 — Arizona '01 (2nd, 2001, Minnesota, 46th)

Born June 21, 1978 in St. Louis, MO; 7-foot-2, 260 pounds. With Rockets: 2007-08; also played for Minnesota 2001-03; Miami 2003-04; Toronto 2004-06

									— Rebounds —									
Seasons	G	MIN	FGM-A	PCT	3FTM-A	PCT	FTM-A	PCT	OFF	DEF	TOT	AST	PF-D	ST	BL	PTS	AVG	HI
HOU - 1	7	17	3-5	.600	0-0	.000	0-0	.000	0	1	1	2	2-0	0	0	6	0.9	4
Playoffs																		
HOU - 1	1	1	1-1	1.000	0-0	.000	0-0	.000	1	0	1	0	0-0	0	0	2	2.0	2

Mike Woodson #42 — Indiana '80 (1st, 1980, New York, 12th)

Born March 24, 1958 in Indianapolis, IN; 6-foot-5, 198 pounds. With Rockets: 1988-91; also played for New York 1980-81; New Jersey 1981-82; Kansas City/Sacramento 1981-86; L.A. Clippers 1986-88; Cleveland 1990-91; assistant coach Milwaukee 1998-99; assistant coach Cleveland 1999-2000; assistant coach Philadelphia 2001-03; assistant coach Detroit 2003-04; head coach Atlanta 2004-10; assistant coach New York 2011-12; head coach New York 2011-14

									— Rebounds —									
Seasons	G	MIN	FGM-A	PCT	3FTM-A	PCT	FTM-A	PCT	OFF	DEF	TOT	AST	PF-D	ST	BL	PTS	AVG	HI
HOU - 3	153	3356	591-1395	.424	44-136	.324	267-335	.797	78	215	293	282	306-2	136	33	1493	9.8	29
Playoffs																		
HOU - 2	5	143	18-52	.346	3-10	.300	10-12	.833	4	5	9	20	8-0	4	2	49	9.8	15

Yao Ming #11 — China '02 (1st, 2002, ROCKETS, 1st)

Born Sept. 12, 1980 in Shanghai, China; 7-foot-6, 310 pounds. With Rockets: 2002-11 (Missed 2009-10 season due to left foot surgery)

									— Rebounds —									
Seasons	G	MIN	FGM-A	PCT	3FTM-A	PCT	FTM-A	PCT	OFF	DEF	TOT	AST	PF-D	ST	BL	PTS	AVG	HI
HOU - 9	486	15818	3380-6445	.524	2-10	.200	2485-2984	.833	1233	3261	4494	769	1596-22	189	920	9247	19.0	41
Playoffs																		
HOU - 4	28	988	195-376	.519	0-0	.000	165-198	.833	76	185	261	29	105-3	9	42	555	19.8	33


25
IBAKA
9
5

Rockets in the Playoffs

27 Years, Won 118, Lost 125 (.486) — Series: 48, Won 23, Lost 25
Home: 73-47 (.608), Road: 45-78 (.366)

Opponent	W-L	Home	Road	Series
Atlanta	2-6	2-2	0-4	0-2
Boston	5-16	4-6	1-10	0-4
Dallas	4-7	1-4	3-3	0-2
Denver	4-2	3-0	1-2	1-0
L.A. Clippers	3-2	2-1	1-1	1-0
L.A. Lakers	15-20	9-6	6-14	3-5
Minnesota	3-0	2-0	1-0	1-0
New York	6-4	5-1	1-3	2-0
Oklahoma City	13-24	9-9	4-15	1-6

Atlanta
Years Played: 1969, 1979
Last Meeting: April 13, 1979, at Atlanta
(Hawks 100-91, **Series:** Atlanta 2-0)

Boston
Years Played: 1975, 1980, 1981, 1986
Last Meeting: June 8, 1986, at Boston
(Celtics 114-97, **Series:** Boston 4-2)

Dallas
Years Played: 1988, 2005
Last Meeting: May 7, 2005, at Dallas
(Mavericks 116-76, **Series:** Dallas 4-3)

Denver
Year Played: 1986
Last Meeting: May 8, 1986, at Denver
(Rockets 126-122, 2OT, **Series:** Houston 4-2)

L.A. Clippers
Year Played: 1993
Last Meeting: May 8, 1993, at The Summit
(Rockets 84-80, **Series:** Houston 3-2)

L.A. Lakers
Years Played: 1981, 1986, 1990, 1991, 1996, 1999, 2004, 2009
Last Meeting: May 17, 2009, at L.A. Lakers
(Lakers 89-70, **Series:** L.A. Lakers 4-3)

Minnesota
Year Played: 1997
Last Meeting: April 29, 1997, at Minnesota
(Rockets 125-120, **Series:** Houston 3-0)

New York
Years Played: 1975, 1994
Last Meeting: June 22, 1994, at The Summit
(Rockets 90-84, **Series:** Houston 4-3)

Oklahoma City
Years Played: 1982, 1987, 1989, 1993, 1996, 1997, 2013
Last Meeting: May 3, 2013, at Toyota Center
(Thunder 103-94, **Series:** Oklahoma City 4-2)

Opponent	W-L	Home	Road	Series
Orlando	4-0	2-0	2-0	1-0
Philadelphia	2-4	1-2	1-2	0-1
Phoenix	8-6	4-3	4-3	2-0
Portland	10-4	7-0	3-4	3-0
Sacramento	7-1	4-0	3-1	2-0
San Antonio	10-6	4-4	6-2	3-0
Utah	18-21	12-8	6-13	2-5
Washington	4-2	2-1	2-1	1-0

Orlando
Year Played: 1995
Last Meeting: June 14, 1995, at The Summit
(Rockets 113-101, **Series:** Houston 4-0)

Philadelphia
Year Played: 1977
Last Meeting: May 17, 1977, at The Summit
(76ers 112-109, **Series:** Philadelphia 4-2)

Phoenix
Years Played: 1994, 1995
Last Meeting: May 20, 1995, at Phoenix
(Rockets 115-114, **Series:** Houston 4-3)

Portland
Years Played: 1987, 1994, 2009
Last Meeting: April 30, 2009, at Toyota Center
(Rockets 92-76, **Series:** Houston 4-2)

Sacramento
Years Played: 1981, 1986
Last Meeting: April 22, 1986, at Sacramento
(Rockets 113-98, **Series:** Houston 3-0)

San Antonio
Years Played: 1980, 1981, 1995
Last Meeting: June 1, 1995, at The Summit
(Rockets 100-95, **Series:** Houston 4-2)

Utah
Years Played: 1985, 1994, 1995, 1997, 1998, 2007, 2008
Last Meeting: May 2, 2008, at Utah
(Jazz 113-91, **Series:** Utah 4-2)

Washington
Year Played: 1977
Last Meeting: May 1, 1977, at Washington
(Rockets 108-103, **Series:** Houston 4-2)

Playoff Miscellaneous

Most Playoff Wins One Year: 15, 1994; 15, 1995
Most Playoff Losses One Year: 9, 1981
Most Consecutive Series Won: 8, 1994-1995
Most Consecutive Games Won: 7 (May 30, 1995-April 25, 1996; San Antonio 2, Orlando 4, L.A. Lakers 1)
Most Consecutive Home Games Won: 8 (April 17, 1986 vs. Sacramento - June 1, 1986 vs. Boston)
Most Consecutive Road Games Won: 8 (May 16, 1995 at Phoenix - April 25, 1996 at L.A. Lakers)
Most Consecutive Wins One Series: 4 (L.A. Lakers 1986, Orlando 1995)
Lost First Game, But Won Series: 1977 vs. Washington, 1986 vs. L.A. Lakers, 1994 vs. Phoenix, 1995 vs. Utah, 1995 vs. Phoenix
Lost First Two Games, But Won Series: 1994 vs. Phoenix, 1995 vs. Phoenix

1969 Playoff Results

Western Division Semifinals - Atlanta defeats Houston, 4-2

Date/Site	Result	Rockets High Scorer	Opponents High Scorer
March 27 at Atlanta	Hawks 107-98	31, Elvin Hayes	39, Lou Hudson
March 29 at Atlanta	Hawks 116-114	26, Rick Adelman	31, Zelmo Beaty
April 1 at San Diego	Rockets 104-97	26, Elvin Hayes	31, Zelmo Beaty
April 4 at San Diego	Rockets 114-112	30, Elvin Hayes	34, Walt Hazzard
April 6 at Atlanta	Hawks 112-101	27, Elvin Hayes	26, Joe Caldwell
April 7 at San Diego	Hawks 108-106	26, Elvin Hayes/Don Kojis	27, Lou Hudson

1975 Playoff Results

Eastern Conference First Round - Houston defeats New York, 2-1

Date/Site	Result	Rockets High Scorer	Opponents High Scorer
April 8 at Hofheinz	Rockets 99-84	22, Calvin Murphy	21, Walt Frazier
April 10 at New York	Knicks 106-96	22, Rudy Tomjanovich	26, Walt Frazier
April 12 at Hofheinz	Rockets 118-86	25, Rudy Tomjanovich	24, Walt Frazier

Eastern Conference Semifinals - Boston defeats Houston, 4-1

April 14 at Boston	Celtics 123-106	30, Rudy Tomjanovich	30, John Havlicek
April 16 at Boston	Celtics 112-100	30, Calvin Murphy	28, Dave Cowens
April 19 at Hofheinz	Rockets 117-102	28, Rudy Tomjanovich	21, Don Nelson
April 22 at Hofheinz	Celtics 122-117	35, Calvin Murphy	31, Dave Cowens
April 24 at Boston	Celtics 128-115	27, C. Murphy/R. Tomjanovich	29, JoJo White

1977 Playoff Results

Eastern Conference Semifinals - Houston defeats Washington, 4-2

Date/Site	Result	Rockets High Scorer	Opponents High Scorer
April 19 at The Summit	Bullets 111-101	24, Mike Newlin	32, Mitch Kupchak
April 21 at The Summit	Rockets 124-118 (OT)	31, Moses Malone	37, Phil Chenier
April 24 at Washington	Bullets 90-83	18, Moses Malone/John Lucas	23, Mitch Kupchak
April 26 at Washington	Rockets 107-103	28, Rudy Tomjanovich	29, Phil Chenier
April 29 at The Summit	Rockets 123-115	40, Calvin Murphy	30, Elvin Hayes
May 1 at Washington	Rockets 108-103	26, Rudy Tomjanovich	21, Phil Chenier

Eastern Conference Finals - Philadelphia defeats Houston, 4-2

May 5 at Philadelphia	Sixers 128-117	32, Moses Malone	24, Julius Erving
May 8 at Philadelphia	Sixers 106-97	32, Calvin Murphy	21, George McGinnis
May 11 at The Summit	Rockets 118-94	30, Moses Malone	28, Julius Erving
May 13 at The Summit	Sixers 107-95	24, Rudy Tomjanovich	36, Doug Collins
May 15 at Philadelphia	Rockets 118-115	21, John Lucas/R. Tomjanovich	37, Julius Erving
May 17 at The Summit	Sixers 112-109	24, John Lucas	34, Julius Erving

1979 Playoff Results

Eastern Conference First Round - Atlanta defeats Houston, 2-0

Date/Site	Result	Rockets High Scorer	Opponents High Scorer
April 11 at The Summit	Hawks 109-106	28, Moses Malone	23, Dan Roundfield
April 13 at Atlanta	Hawks 100-91	21, Moses Malone	25, John Drew/Eddie Johnson

1980 Playoff Results

Eastern Conference First Round - Houston defeats San Antonio, 2-1

Date/Site	Result	Rockets High Scorer	Opponents High Scorer
April 2 at The Summit	Rockets 95-85	28, Calvin Murphy	19, George Gervin
April 4 at San Antonio	Spurs 106-101	34, Moses Malone	44, George Gervin
April 6 at The Summit	Rockets 141-120	37, Moses Malone	37, George Gervin

Eastern Conference Semifinals - Boston defeats Houston, 4-0

April 9 at Boston	Celtics 119-101	27, Moses Malone	19, Chris Ford
April 11 at Boston	Celtics 95-75	22, Robert Reid	14, Larry Bird
April 13 at The Summit	Celtics 100-81	28, Moses Malone	20, Nate Archibald
April 14 at The Summit	Celtics 138-121	28, Moses Malone	34, Larry Bird

1981 Playoff Results

Western Conference First Round - Houston defeats L.A. Lakers, 2-1

Date/Site	Result	Rockets High Scorer	Opponents High Scorer
April 1 at Los Angeles	Rockets 111-107	38, Moses Malone	26, Earvin Johnson
April 3 at The Summit	Lakers 111-106	33, Moses Malone	27, Kareem Abdul-Jabbar
April 5 at Los Angeles	Rockets 89-86	23, Moses Malone	32, Kareem Abdul-Jabbar

Western Conference Semifinals - Houston defeats San Antonio, 4-3

April 7 at San Antonio	Rockets 107-98	27, Moses Malone	30, George Gervin
April 8 at San Antonio	Spurs 125-113	34, Calvin Murphy	34, Mark Olberding
April 10 at The Summit	Rockets 112-99	41, Moses Malone	33, George Gervin
April 12 at The Summit	Spurs 114-112	33, Robert Reid	33, George Gervin
April 14 at San Antonio	Rockets 123-117	36, Calvin Murphy	25, Reggie Johnson
April 15 at The Summit	Spurs 101-96	36, Moses Malone	26, George Gervin
April 17 at San Antonio	Rockets 105-100	42, Calvin Murphy	21, George Gervin

Western Conference Finals - Houston defeats Kansas City, 4-1

April 21 at Kansas City	Rockets 97-78	29, Moses Malone	20, Ernie Grunfeld
April 22 at Kansas City	Kings 88-79	18, Moses Malone	31, Reggie King
April 24 at The Summit	Rockets 92-88	23, Calvin Murphy	22, R. King/Scott Wedman
April 26 at The Summit	Rockets 100-89	42, Moses Malone	24, Reggie King
April 29 at Kansas City	Rockets 97-88	36, Moses Malone	20, Scott Wedman

NBA Finals - Boston defeats Houston, 4-2

May 5 at Boston	Celtics 98-95	27, Robert Reid	18, Larry Bird
May 7 at Boston	Rockets 92-90	31, Moses Malone	19, Larry Bird
May 9 at The Summit	Celtics 94-71	23, Moses Malone	19, Cedric Maxwell
May 10 at The Summit	Rockets 91-86	28, Mike Dunleavy	24, Cedric Maxwell
May 12 at Boston	Celtics 109-80	20, Moses Malone	28, Cedric Maxwell
May 14 at The Summit	Celtics 102-91	27, Robert Reid	27, Larry Bird

1982 Playoff Results

Western Conference First Round - Seattle defeats Houston, 2-1

Date/Site	Result	Rockets High Scorer	Opponents High Scorer
April 21 at Seattle	Sonics 102-87	20, Moses Malone	27, Gus Williams
April 23 at The Summit	Rockets 91-70	28, Moses Malone	18, Gus Williams
April 25 at Seattle	Sonics 104-83	24, Moses Malone	30, Jack Sikma

1985 Playoff Results

Western Conference First Round - Utah defeats Houston, 3-2

Date/Site	Result	Rockets High Scorer	Opponents High Scorer
April 19 at The Summit	Jazz 115-101	26, Ralph Sampson	34, Adrian Dantley
April 21 at The Summit	Rockets 122-96	27, Lewis Lloyd	22, Jeff Wilkins
April 24 at Utah	Jazz 112-104	26, Hakeem Olajuwon	29, Adrian Dantley
April 26 at Utah	Rockets 96-94	18, H. Olajuwon/R. Sampson	22, Rickey Green
April 28 at The Summit	Jazz 104-97	32, Hakeem Olajuwon	25, Adrian Dantley

1986 Playoff Results

Western Conference First Round - Houston defeats Sacramento, 3-0

Date/Site	Result	Rockets High Scorer	Opponents High Scorer
April 17 at The Summit	Rockets 107-87	29, Hakeem Olajuwon	18, Reggie Theus
April 19 at The Summit	Rockets 111-103	29, Robert Reid	20, Larry Drew
April 22 at Sacramento	Rockets 113-98	25, Lewis Lloyd/Ralph Sampson	33, Eddie Johnson

Western Conference Semifinals - Houston defeats Denver, 4-2

April 26 at The Summit	Rockets 126-119	38, Hakeem Olajuwon	34, Alex English
April 29 at The Summit	Rockets 119-101	27, Ralph Sampson	18, Blair Rasmussen
May 2 at Denver	Nuggets 116-115	31, Hakeem Olajuwon	33, Alex English
May 4 at Denver	Nuggets 114-111 (OT)	28, Ralph Sampson	28, Alex English
May 6 at The Summit	Rockets 131-103	36, Hakeem Olajuwon	27, Alex English
May 8 at Denver	Rockets 126-122 (2OT)	28, Hakeem Olajuwon	42, Alex English

Western Conference Finals - Houston defeats L.A. Lakers, 4-1

May 10 at Los Angeles	Lakers 119-107	28, Hakeem Olajuwon	31, Kareem Abdul-Jabbar
May 13 at Los Angeles	Rockets 112-102	24, Lewis Lloyd/Ralph Sampson	24, Earvin Johnson
May 16 at The Summit	Rockets 117-109	40, Hakeem Olajuwon	33, Kareem Abdul-Jabbar
May 18 at The Summit	Rockets 105-95	35, Hakeem Olajuwon	26, James Worthy
May 21 at Los Angeles	Rockets 114-112	30, Hakeem Olajuwon	26, Kareem Abdul-Jabbar

NBA Finals - Boston defeats Houston, 4-2

May 26 at Boston	Celtics 112-100	33, Hakeem Olajuwon	23, Robert Parish
May 29 at Boston	Celtics 117-95	21, Hakeem Olajuwon	31, Larry Bird
June 1 at The Summit	Rockets 106-104	24, Ralph Sampson	28, Kevin McHale
June 3 at The Summit	Celtics 106-103	25, Ralph Sampson	22, Dennis Johnson/R. Parish
June 5 at The Summit	Rockets 111-96	32, Hakeem Olajuwon	33, Kevin McHale
June 8 at Boston	Celtics 114-97	19, Hakeem Olajuwon	29, L. Bird/K. McHale

1987 Playoff Results

Western Conference First Round - Houston defeats Portland, 3-1

Date/Site	Result	Rockets High Scorer	Opponents High Scorer
April 24 at Portland	Rockets 125-115	30, Hakeem Olajuwon	30, Kiki Vandeweghe
April 26 at Portland	Blazers 111-98	28, Allen Leavell/Ralph Sampson	32, Clyde Drexler
April 28 at The Summit	Rockets 117-108	35, Hakeem Olajuwon	26, Clyde Drexler
April 30 at The Summit	Rockets 113-101	27, Hakeem Olajuwon	27, Kiki Vandeweghe

Western Conference Semifinals - Seattle defeats Houston, 4-2

May 2 at The Summit	Sonics 111-106 (OT)	28, Hakeem Olajuwon	34, Dale Ellis
May 5 at The Summit	Sonics 99-97	27, Hakeem Olajuwon	30, Dale Ellis
May 7 at Seattle	Rockets 102-84	33, Hakeem Olajuwon	24, Tom Chambers
May 9 at Seattle	Sonics 117-102	20, H. Olajuwon/Rodney McCray	38, Tom Chambers
May 12 at The Summit	Rockets 112-107	26, Hakeem Olajuwon	27, Dale Ellis
May 14 at Seattle	Sonics 128-125 (2OT)	49, Hakeem Olajuwon	37, Tom Chambers

1988 Playoff Results

Western Conference First Round - Dallas defeats Houston, 3-1

Date/Site	Result	Rockets High Scorer	Opponents High Scorer
April 28 at Dallas	Mavericks 120-110	34, Hakeem Olajuwon	24, Roy Tarpley
April 30 at Dallas	Rockets 119-108	42, Eric Floyd/41, H. Olajuwon	23, Roy Tarpley
May 3 at The Summit	Mavericks 93-92	35, Hakeem Olajuwon	17, Roy Tarpley
May 5 at The Summit	Mavericks 107-97	40, Hakeem Olajuwon	38, Mark Aguirre

1989 Playoff Results

Western Conference First Round - Seattle defeats Houston, 3-1

Date/Site	Result	Rockets High Scorer	Opponents High Scorer
April 28 at Seattle	Sonics 111-107	28, Hakeem Olajuwon	25, Dale Ellis
April 30 at Seattle	Sonics 109-97	30, Hakeem Olajuwon	20, Xavier McDaniel/Alton Lister
May 3 at The Summit	Rockets 126-107	28, Eric Floyd	26, Dale Ellis
May 5 at The Summit	Sonics 98-96	24, Hakeem Olajuwon	26, Dale Ellis

1990 Playoff Results

Western Conference First Round - L.A. Lakers defeat Houston, 3-1

Date/Site	Result	Rockets High Scorer	Opponents High Scorer
April 27 at Los Angeles	Lakers 101-89	21, Otis Thorpe	34, James Worthy
April 29 at Los Angeles	Lakers 104-100	27, Eric Floyd	32, James Worthy
May 1 at The Summit	Rockets 114-108	27, Otis Thorpe	26, James Worthy
May 3 at The Summit	Lakers 109-88	28, Hakeem Olajuwon	20, James Worthy

1991 Playoff Results

Western Conference First Round - L.A. Lakers defeat Houston, 3-0

Date/Site	Result	Rockets High Scorer	Opponents High Scorer
April 25 at Los Angeles	Lakers 94-92	22, Hakeem Olajuwon	20, Byron Scott
April 27 at Los Angeles	Lakers 109-98	31, Vernon Maxwell	29, James Worthy
April 30 at The Summit	Lakers 94-90	21, Otis Thorpe/H. Olajuwon	38, Earvin Johnson

1993 Playoff Results

Western Conference First Round - Houston defeats L.A. Clippers, 3-2

Date/Site	Result	Rockets High Scorer	Opponents High Scorer
April 29 at The Summit	Rockets 117-94	28, Hakeem Olajuwon	26, Mark Jackson
May 1 at The Summit	Clippers 95-83	30, Hakeem Olajuwon	29, Ron Harper
May 3 at Los Angeles	Rockets 111-99	32, Hakeem Olajuwon	23, Danny Manning
May 5 at Los Angeles	Clippers 93-90	25, Hakeem Olajuwon	21, Ron Harper
May 8 at The Summit	Rockets 84-80	31, Hakeem Olajuwon	24, Danny Manning

Western Conference Semifinals - Seattle defeats Houston, 4-3

May 10 at Seattle	Sonics 99-90	26, Hakeem Olajuwon	23, Ricky Pierce
May 12 at Seattle	Sonics 111-100	28, Hakeem Olajuwon	23, Sam Perkins
May 15 at The Summit	Rockets 97-79	28, Otis Thorpe	12, Shawn Kemp
May 16 at The Summit	Rockets 103-92	24, Hakeem Olajuwon	23, Shawn Kemp
May 18 at Seattle	Sonics 120-95	25, Hakeem Olajuwon	24, Ricky Pierce
May 20 at The Summit	Rockets 103-90	30, Kenny Smith	14, Sam Perkins/Gary Payton
May 22 at Seattle	Sonics 103-100 (OT)	23, Hakeem Olajuwon	25, Ricky Pierce

1994 Playoff Results

Western Conference First Round - Houston defeats Portland, 3-1

Date/Site	Result	Rockets High Scorer	Opponents High Scorer
April 29 at The Summit	Rockets 114-104	26, Hakeem Olajuwon	26, Clyde Drexler
May 1 at The Summit	Rockets 115-104	46, Hakeem Olajuwon	28, Cliff Robinson
May 3 at Portland	Blazers 118-115	36, Hakeem Olajuwon	25, Rod Strickland
May 6 at Portland	Rockets 92-89	28, Hakeem Olajuwon	26, Rod Strickland

Western Conference Semifinals - Houston defeats Phoenix, 4-3

May 8 at The Summit	Suns 91-87	36, Hakeem Olajuwon	21, Charles Barkley
May 11 at The Summit	Suns 124-117 (OT)	31, Hakeem Olajuwon	34, Charles Barkley
May 13 at Phoenix	Rockets 118-102	34, Vernon Maxwell	38, Kevin Johnson
May 15 at Phoenix	Rockets 107-96	28, Hakeem Olajuwon	38, Kevin Johnson
May 17 at The Summit	Rockets 109-86	20, Otis Thorpe/H. Olajuwon	30, Charles Barkley
May 19 at Phoenix	Suns 103-89	23, Hakeem Olajuwon	28, Kevin Johnson
May 21 at The Summit	Rockets 104-94	37, Hakeem Olajuwon	25, Kevin Johnson

Western Conference Finals - Houston defeats Utah, 4-1

May 23 at The Summit	Rockets 100-88	31, Hakeem Olajuwon	20, Karl Malone
May 25 at The Summit	Rockets 104-99	41, Hakeem Olajuwon	32, Karl Malone
May 27 at Utah	Jazz 95-86	29, Hakeem Olajuwon	22, Karl Malone
May 29 at Utah	Rockets 80-78	25, Kenny Smith	25, Karl Malone
May 31 at The Summit	Rockets 94-83	22, Robert Horry/H. Olajuwon	31, Karl Malone

NBA Finals - Houston defeats New York, 4-3

June 8 at The Summit	Rockets 85-78	28, Hakeem Olajuwon	23, Patrick Ewing
June 10 at The Summit	Knicks 91-83	25, Hakeem Olajuwon	19, John Starks
June 12 at New York	Rockets 93-89	21, Hakeem Olajuwon	21, Derek Harper
June 15 at New York	Knicks 91-82	32, Hakeem Olajuwon	21, Derek Harper
June 17 at New York	Knicks 91-84	27, Hakeem Olajuwon	25, Patrick Ewing
June 19 at The Summit	Rockets 86-84	30, Hakeem Olajuwon	27, John Starks
June 22 at The Summit	Rockets 90-84	25, Hakeem Olajuwon	23, Derek Harper

1995 Playoff Results

Western Conference First Round - Houston defeats Utah, 3-2

Date/Site	Result	Rockets High Scorer	Opponents High Scorer
April 27 at Utah	Jazz 102-100	45, Hakeem Olajuwon	28, John Stockton
April 29 at Utah	Rockets 140-126	32, Kenny Smith	28, Karl Malone
May 3 at The Summit	Jazz 95-82	30, Hakeem Olajuwon	32, Karl Malone
May 5 at The Summit	Rockets 123-106	41, Clyde Drexler/40, H. Olajuwon	31, Karl Malone
May 7 at Utah	Rockets 95-91	33, Hakeem Olajuwon	35, Karl Malone

Western Conference Semifinals - Houston defeats Phoenix, 4-3

May 9 at Phoenix	Suns 130-108	31, Sam Cassell	26, Charles Barkley
May 11 at Phoenix	Suns 118-94	25, Hakeem Olajuwon	30, Charles Barkley
May 13 at The Summit	Rockets 118-95	36, Hakeem Olajuwon	14, Kevin Johnson
May 14 at The Summit	Suns 114-110	38, Hakeem Olajuwon	43, Kevin Johnson
May 16 at Phoenix	Rockets 103-97 (OT)	31, Hakeem Olajuwon	28, Kevin Johnson
May 18 at The Summit	Rockets 116-103	30, Hakeem Olajuwon	34, Charles Barkley
May 20 at Phoenix	Rockets 115-114	29, H. Olajuwon/Clyde Drexler	46, Kevin Johnson

Western Conference Finals - Houston defeats San Antonio, 4-2

May 22 at San Antonio	Rockets 94-93	27, Hakeem Olajuwon	24, David Robinson
May 24 at San Antonio	Rockets 106-96	41, Hakeem Olajuwon	32, David Robinson
May 26 at The Summit	Spurs 107-102	43, Hakeem Olajuwon	29, David Robinson
May 28 at The Summit	Spurs 103-81	20, Hakeem Olajuwon	20, David Robinson
May 30 at San Antonio	Rockets 111-90	42, Hakeem Olajuwon	22, David Robinson
June 1 at The Summit	Rockets 100-95	39, Hakeem Olajuwon	19, David Robinson

NBA Finals - Houston defeats Orlando, 4-0

June 7 at Orlando	Rockets 120-118 (OT)	31, Hakeem Olajuwon	26, Anfernee Hardaway/S. O'Neal
June 9 at Orlando	Rockets 117-106	34, Hakeem Olajuwon	33, Shaquille O'Neal
June 11 at The Summit	Rockets 106-103	31, Hakeem Olajuwon	28, Shaquille O'Neal
June 14 at The Summit	Rockets 113-101	35, Hakeem Olajuwon	25, A. Hardaway/S. O'Neal

1996 Playoff Results

Western Conference First Round - Houston defeats L.A. Lakers, 3-1

Date/Site	Result	Rockets High Scorer	Opponents High Scorer
April 25 at Los Angeles	Rockets 87-83	33, Hakeem Olajuwon	22, Cedric Ceballos
April 27 at Los Angeles	Lakers 104-94	22, Sam Cassell	26, Earvin Johnson
April 30 at The Summit	Rockets 104-98	30, Hakeem Olajuwon	18, Elden Campbell
May 2 at The Summit	Rockets 102-94	25, Hakeem Olajuwon	25, Cedric Ceballos

Western Conference Semifinals - Seattle defeats Houston, 4-0

May 4 at Seattle	Sonics 108-75	18, Robert Horry	28, Gary Payton
May 6 at Seattle	Sonics 105-101	19, Clyde Drexler	21, Detlef Schrempf
May 10 at The Summit	Sonics 115-112	28, Clyde Drexler	28, D. Schrempf/G. Payton
May 12 at The Summit	Sonics 114-110 (OT)	26, Hakeem Olajuwon	32, Shawn Kemp

1997 Playoff Results

Western Conference First Round - Houston defeats Minnesota, 3-0

Date/Site	Result	Rockets High Scorer	Opponents High Scorer
April 24 at The Summit	Rockets 112-95	21, Mario Elie	28, Stephon Marbury
April 26 at The Summit	Rockets 96-84	20, Charles Barkley	22, Stephon Marbury
April 29 at Minnesota	Rockets 125-120	26, Matt Maloney	27, Tom Gugliotta

Western Conference Semifinals - Houston defeats Seattle, 4-3

May 5 at The Summit	Rockets 112-102	22, Clyde Drexler	24, Shawn Kemp
May 7 at The Summit	Sonics 106-101	25, Clyde Drexler	22, Shawn Kemp
May 9 at Seattle	Rockets 97-93	24, Hakeem Olajuwon	28, S. Kemp/Gary Payton
May 11 at Seattle	Rockets 110-106 (OT)	26, Charles Barkley/Matt Maloney	27, Gary Payton
May 13 at The Summit	Sonics 100-94	31, Hakeem Olajuwon	23, Hersey Hawkins
May 15 at Seattle	Sonics 99-96	30, Hakeem Olajuwon	22, Shawn Kemp
May 17 at The Summit	Rockets 96-91	24, Clyde Drexler	27, Gary Payton

Western Conference Finals - Utah defeats Houston, 4-2

May 19 at Utah	Jazz 101-86	30, Hakeem Olajuwon	21, Karl Malone
May 21 at Utah	Jazz 104-92	30, Hakeem Olajuwon	26, John Stockton
May 23 at The Summit	Rockets 118-100	31, Eddie Johnson	21, Karl Malone
May 25 at The Summit	Rockets 95-92	27, Hakeem Olajuwon	22, K. Malone/J. Stockton
May 27 at Utah	Jazz 96-91	33, Hakeem Olajuwon	29, Karl Malone
May 29 at The Summit	Jazz 103-100	33, Clyde Drexler	25, John Stockton

1998 Playoff Results

Western Conference First Round - Utah defeats Houston, 3-2

Date/Site	Result	Rockets High Scorer	Opponents High Scorer
April 23 at Utah	Rockets 103-90	22, Clyde Drexler	25, Karl Malone
April 25 at Utah	Jazz 105-90	16, Hakeem Olajuwon	29, Karl Malone
April 29 at Compaq Center	Rockets 89-85	28, Hakeem Olajuwon	19, K. Malone/Bryon Russell
May 1 at Compaq Center	Jazz 93-71	27, Hakeem Olajuwon	29, Karl Malone
May 3 at Utah	Jazz 84-70	16, Kevin Willis	31, Karl Malone

1999 Playoff Results

Western Conference First Round - L.A. Lakers defeat Houston, 3-1

Date/Site	Result	Rockets High Scorer	Opponents High Scorer
May 9 at Los Angeles	Lakers 101-100	25, Charles Barkley	29, Glen Rice
May 11 at Los Angeles	Lakers 110-98	20, Sam Mack	28, Shaquille O'Neal
May 13 at Compaq Center	Rockets 102-88	37, Scottie Pippen	26, Shaquille O'Neal
May 15 at Compaq Center	Lakers 98-88	20, Charles Barkley	37, Shaquille O'Neal

2004 Playoff Results

Western Conference First Round - L.A. Lakers defeat Houston, 4-1

Date/Site	Result	Rockets High Scorer	Opponents High Scorer
April 17 at Los Angeles	Lakers 72-71	18, Steve Francis	20, Shaquille O'Neal
April 19 at Los Angeles	Lakers 98-84	21, Yao Ming	36, Kobe Bryant
April 23 at Toyota Center	Rockets 102-91	27, Steve Francis	25, Shaquille O'Neal
April 25 at Toyota Center	Lakers 92-88 (OT)	17, Steve Francis	30, Karl Malone
April 28 at Los Angeles	Lakers 97-78	17, Jim Jackson	31, Kobe Bryant

2005 Playoff Results

Western Conference First Round - Dallas defeats Houston, 4-3

Date/Site	Result	Rockets High Scorer	Opponents High Scorer
April 23 at Dallas	Rockets 98-86	34, Tracy McGrady	21, Dirk Nowitzki
April 25 at Dallas	Rockets 113-111	33, Yao Ming	26, Dirk Nowitzki
April 28 at Toyota Center	Mavericks 106-102	28, Tracy McGrady	28, Dirk Nowitzki
April 30 at Toyota Center	Mavericks 97-93	36, Tracy McGrady	32, Jason Terry
May 2 at Dallas	Mavericks 103-100	30, Yao Ming	23, Dirk Nowitzki
May 5 at Toyota Center	Rockets 101-83	37, Tracy McGrady	21, Jerry Stackhouse
May 7 at Dallas	Mavericks 116-76	33, Yao Ming	31, Jason Terry

2007 Playoff Results

Western Conference First Round - Utah defeats Houston, 4-3

Date/Site	Result	Rockets High Scorer	Opponents High Scorer
April 21 at Toyota Center	Rockets 84-75	28, Yao Ming	15, Derek Fisher/Deron Williams
April 23 at Toyota Center	Rockets 98-90	31, Tracy McGrady	41, Carlos Boozer
April 26 at Utah	Jazz 81-67	26, Yao Ming	22, Carlos Boozer
April 28 at Utah	Jazz 98-85	20, Yao Ming	25, Deron Williams
April 30 at Toyota Center	Rockets 96-92	26, Tracy McGrady	26, Carlos Boozer
May 3 at Utah	Jazz 94-82	26, Tracy McGrady	22, Carlos Boozer
May 5 at Toyota Center	Jazz 103-99	29, T. McGrady/Yao Ming	35, Carlos Boozer

2008 Playoff Results

Western Conference First Round - Utah defeats Houston, 4-2

Date/Site	Result	Rockets High Scorer	Opponents High Scorer
April 19 at Toyota Center	Jazz 93-82	22, Shane Battier	21, Andrei Kirilenko
April 21 at Toyota Center	Jazz 90-84	23, Tracy McGrady	22, Deron Williams
April 24 at Utah	Rockets 94-92	27, Tracy McGrady	28, Deron Williams
April 26 at Utah	Jazz 86-82	23, Tracy McGrady	17, Deron Williams
April 29 at Toyota Center	Rockets 95-69	29, Tracy McGrady	19, Carlos Boozer
May 2 at Utah	Jazz 113-91	40, Tracy McGrady	25, Deron Williams

2009 Playoff Results

Western Conference First Round - Houston defeats Portland, 4-2

Date/Site	Result	Rockets High Scorer	Opponents High Scorer
April 18 at Portland	Rockets 108-81	27, Aaron Brooks	21, Brandon Roy
April 21 at Portland	Blazers 107-103	23, Aaron Brooks	42, Brandon Roy
April 24 at Toyota Center	Rockets 86-83	19, Luis Scola	19, Brandon Roy
April 26 at Toyota Center	Rockets 89-88	21, Yao Ming	31, Brandon Roy
April 28 at Portland	Blazers 88-77	21, Luis Scola	25, LaMarcus Aldridge/Brandon Roy
April 30 at Toyota Center	Rockets 92-76	27, Ron Artest	26, LaMarcus Aldridge

Western Conference Semifinals - L.A. Lakers defeat Houston, 4-3

Date/Site	Result	Rockets High Scorer	Opponents High Scorer
May 4 at Los Angeles	Rockets 100-92	28, Yao Ming	32, Kobe Bryant
May 6 at Los Angeles	Lakers 111-98	25, Ron Artest	40, Kobe Bryant
May 8 at Toyota Center	Lakers 108-94	25, Ron Artest	33, Kobe Bryant
May 10 at Toyota Center	Rockets 99-87	34, Aaron Brooks	30, Pau Gasol
May 12 at Los Angeles	Lakers 118-78	14, Aaron Brooks	26, Kobe Bryant
May 14 at Toyota Center	Rockets 95-80	26, Aaron Brooks	32, Kobe Bryant
May 17 at Los Angeles	Lakers 89-70	13, Aaron Brooks	21, Pau Gasol

2013 Playoff Results

Western Conference First Round - Oklahoma City defeats Houston, 4-2

Date/Site	Result	Rockets High Scorer	Opponents High Scorer
April 21 at Oklahoma City	Thunder 120-91	20, James Harden	24, Kevin Durant
April 24 at Oklahoma City	Thunder 105-102	36, James Harden	29, Kevin Durant/Russell Westbrook
April 27 at Toyota Center	Thunder 104-101	30, James Harden	41, Kevin Durant
April 29 at Toyota Center	Rockets 105-103	27, Chandler Parsons	38, Kevin Durant
May 1 at Oklahoma City	Rockets 107-100	31, James Harden	36, Kevin Durant
May 3 at Toyota Center	Thunder 103-94	26, James Harden	27, Kevin Durant

1969 (2-4)

Player	G-S	Min	FGM-A	Pct.	FTM-A	Pct.	Reb.	Avg.	A	Avg.	PF-D	TP	AVG
Hayes	6-6	278	60-114	.526	35-53	.660	83	13.8	5	0.8	21-0	155	25.8
Kojis	6-6	232	48-109	.440	25-31	.806	51	8.5	21	3.5	22-1	121	20.2
Lantz	6-6	208	30-69	.435	21-27	.778	21	3.5	10	1.7	22-0	81	13.5
Block	5-0	97	24-45	.533	14-18	.778	14	2.8	3	0.6	18-0	62	12.4
Adelman	6-6	187	24-53	.453	22-37	.595	15	2.5	29	4.8	18-0	70	11.7
Kimball	6-6	197	23-53	.434	13-25	.520	74	12.3	4	0.7	17-0	59	9.8
Riley	5-0	76	16-37	.432	5-6	.833	11	2.2	2	0.4	13-0	37	7.4
Williams	6-0	102	12-25	.480	3-7	.429	17	2.8	32	5.3	15-0	27	4.5
Barnett	6-0	51	9-23	.391	7-8	.875	3	0.5	7	1.2	5-0	25	4.2
Finkel	2-0	12	0-3	.000	0-0	—	7	3.5	0	0.0	3-0	0	0.0
S.D. ROCKETS	6	1440	246-531	.463	145-212	.684	296	49.3	113	18.8	154-1	637	106.2
OPPONENTS	6	1440	254-585	.434	144-223	.646	323	53.8	112	18.7	162-1	652	108.7

1975 (3-5)

Player	G-S	Min	FGM-A	Pct.	FTM-A	Pct.	Rebounds O-D-Tot	Avg.	A	Avg.	PF-D	S	B	TP	Avg.
Murphy	8-8	305	72-156	.462	51-57	.895	9-10-19	2.4	45	5.6	36-2	14	1	195	24.4
Tomjanovich	8-8	304	72-128	.563	40-48	.833	22-42-64	8.0	23	2.9	17-0	1	4	184	23.0
Newlin	8-8	299	52-107	.486	26-29	.897	11-22-33	4.1	45	5.6	25-0	12	0	130	16.3
Ratleff	8-8	291	36-87	.414	17-20	.850	24-29-53	6.6	35	4.4	31-0	14	1	89	11.1
Kunnert	8-8	244	35-81	.432	17-26	.654	11-49-60	7.5	12	1.5	37-1	4	13	87	10.9
Riley	8-0	152	25-42	.595	6-16	.375	12-24-36	4.5	15	1.9	18-0	9	2	56	7.0
Bailey	8-0	116	18-36	.500	9-10	.900	6-13-19	2.4	16	2.0	12-0	6	2	45	5.6
Hawes	8-0	128	18-38	.474	8-9	.889	3-26-29	3.6	13	1.6	11-0	3	3	44	5.5
Abdul-Aziz	6-0	68	12-31	.387	2-5	.400	7-10-17	2.8	3	0.5	5-0	1	3	26	4.3
Wells	4-0	5	3-5	.600	0-0	—	0-1-1	0.3	1	0.3	1-0	0	0	6	1.5
Wohl	4-0	8	3-3	1.000	0-0	—	0-1-1	0.3	2	0.5	2-0	1	0	6	1.5
ROCKETS	8	1920	346-714	.485	176-220	.800	105-227-332	41.5	210	26.3	195-3	65	29	868	108.5
OPPONENTS	8	1920	346-713	.485	171-208	.822	111-237-348	43.5	208	26.0	193-4	62	24	863	107.9

1977 (6-6)

Player	G-S	Min	FGM-A	Pct.	FTM-A	Pct.	Rebounds O-D-Tot	Avg.	A	Avg.	PF-D	S	B	TP	Avg.
Tomjanovich	12-12	457	107-212	.505	29-37	.784	24-41-65	5.4	24	2.0	36-0	7	3	243	20.3
Murphy	12-12	420	102-213	.479	28-30	.933	7-12-19	1.6	75	6.3	47-1	19	2	232	19.3
Malone	12-12	518	81-162	.500	63-91	.692	84-119-203	16.9	7	0.6	42-0	13	21	225	18.8
Lucas	12-12	430	75-139	.540	26-34	.765	4-29-33	2.8	83	6.9	33-1	24	4	176	14.7
Newlin	12-0	316	75-143	.524	21-28	.750	8-26-34	2.8	53	4.4	37-0	15	0	171	14.3
Kunnert	12-5	328	51-104	.490	12-23	.522	48-59-107	8.9	14	1.2	51-2	2	8	114	9.5
Jones	12-6	246	28-63	.444	18-23	.783	13-38-51	4.3	15	1.3	32-2	8	3	74	6.2
Johnson	12-0	146	24-61	.393	10-15	.667	7-22-29	2.4	9	0.8	20-0	4	0	58	4.8
Kennedy	6-1	35	5-10	.500	2-2	1.000	4-8-12	2.0	0	0.0	6-0	0	0	12	2.0
White	1-0	2	1-3	.333	0-0	—	1-0-1	1.0	0	0.0	0-0	1	0	2	2.0
Owens	3-0	7	0-1	.000	0-0	—	0-2-2	0.7	0	0.0	1-0	1	0	0	0.0
ROCKETS	12	2905	549-1111	.494	209-283	.739	200-356-556	46.3	280	23.3	305-6	94	41	1307	108.9
OPPONENTS	12	2905	536-1086	.494	233-338	.689	161-334-495	41.3	279	23.3	281-4	82	59	1305	108.8

1979 (0-2)

Player	G-S	Min	FGM-A	Pct.	FTM-A	Pct.	Rebounds O-D-Tot	Avg.	A	Avg.	PF-D	S	TO	B	TP	Avg.
Malone	2-2	78	18-41	.439	13-18	.722	25-16-41	20.5	2	1.0	5-0	1	8	8	49	24.5
Murphy	2-2	73	9-31	.290	8-9	.889	2-1-3	1.5	6	3.0	9-0	8	2	1	26	13.0
Barry	2-2	65	8-25	.320	8-8	1.000	2-6-8	4.0	9	4.5	8-0	0	2	2	24	12.0
Newlin	2-2	67	8-20	.400	8-8	1.000	2-4-6	3.0	5	2.5	10-1	1	6	1	24	12.0
Jones	2-0	33	7-13	.538	6-6	1.000	4-8-12	6.0	3	1.5	3-0	1	6	4	20	10.0
Reid	2-0	45	7-17	.412	6-9	.667	5-4-9	4.5	2	1.0	7-0	1	5	2	20	10.0
Tomjanovich	2-2	64	9-23	.391	2-5	.400	7-7-14	7.0	2	1.0	1-0	1	1	1	20	10.0
Watts	2-0	43	6-15	.400	2-3	.667	4-3-7	3.5	7	3.5	8-0	4	7	1	14	7.0
Bradley	1-0	1	0-0	—	0-0	—	0-0-0	0.0	0	0.0	0-0	0	0	0	0	0.0
Dorsey	1-0	1	0-0	—	0-0	—	0-0-0	0.0	0	0.0	0-0	0	0	0	0	0.0
Dunleavy	1-0	10	0-2	.000	0-0	—	0-1-1	1.0	0	0.0	1-0	0	0	0	0	0.0
ROCKETS	2	480	72-187	.385	53-66	.803	51-50-101	50.5	36	18.0	52-1	17	37	20	197	98.5
OPPONENTS	2	480	83-182	.456	43-59	.729	40-67-107	53.5	55	27.5	58-2	14	32	15	209	104.5

1980 (2-5)

Player	G-S	Min	FGM-A	Pct.	3PM-A	Pct.	FTM-A	Pct.	Rebounds O-D-Tot	Avg.	A	Avg.	PF-D	S	TO	B	TP	Avg.
Malone	7-7	275	74-138	.536	0-1	.000	33-43	.767	42-55-97	13.9	7	1.0	18-0	4	22	16	181	25.9
Murphy	7-7	265	58-108	.537	2-4	.500	13-13	1.000	4-6-10	1.4	26	3.7	29-1	11	16	0	131	18.7
Reid	7-7	266	52-102	.510	0-1	.000	22-26	.846	14-41-55	7.9	26	3.7	28-0	6	19	7	126	18.0
Tomjanovich	7-1	185	24-64	.375	1-7	.143	9-13	.692	12-28-40	5.7	10	1.4	21-1	2	14	0	58	8.3
Henderson	7-7	203	22-46	.478	0-1	.000	12-15	.800	5-11-16	2.3	42	6.0	19-0	7	11	4	56	8.0
Leavell	7-0	149	10-38	.263	0-4	.000	19-21	.905	2-10-12	1.7	24	3.4	12-0	6	6	0	39	5.6
Barry	6-0	79	12-33	.364	3-12	.250	6-6	1.000	0-6-6	1.0	15	2.5	11-0	1	10	1	33	5.5
M. Jones	6-0	70	11-18	.611	0-0	—	6-9	.667	8-14-22	3.7	4	0.7	8-0	0	4	2	28	4.7
Paultz	7-6	128	13-40	.325	0-0	—	4-7	.571	12-21-33	4.7	8	1.1	13-0	1	11	3	30	4.3
Bradley	4-0	15	6-9	.667	1-1	1.000	3-5	.600	1-2-3	0.8	1	0.3	2-0	1	0	0	16	4.0
Dunleavy	6-0	45	6-12	.500	0-2	.000	5-6	.833	2-3-5	0.8	13	1.8	11-0	5	6	0	17	2.8
ROCKETS	7	1680	288-608	.474	7-33	.212	132-164	.805	102-197-299	42.7	176	25.1	172-2	44	122	33	715	102.1
OPPONENTS	7	1680	305-613	.498	8-33	.242	145-178	.815	94-190-284	40.6	183	26.1	169-1	60	96	28	763	109.0

1981 (12-9)

Player	G-S	Min	FGM-A	Pct.	3PM-A	Pct.	FTM-A	Pct.	Rebounds O-D-Tot	Avg.	A	Avg.	PF-D	S	TO	B	TP	Avg.
Malone	21-21	955	207-432	.479	0-2	.000	148-208	.712	125-180-305	14.5	35	1.7	54-0	13	59	34	562	26.8
Murphy	19-1	540	142-287	.495	2-7	.286	58-60	.967	7-17-24	1.3	57	3.0	69-0	26	42	0	344	18.1
Reid	21-21	868	139-303	.459	0-2	.000	61-92	.663	56-86-142	6.8	98	4.7	80-2	50	44	24	339	16.1
Paultz	21-21	720	111-246	.451	0-1	.000	32-48	.667	53-94-147	7.0	35	1.7	69-1	13	27	27	254	12.1
Dunleavy	20-19	472	69-152	.454	6-15	.400	33-38	.868	9-33-42	2.1	68	3.4	59-1	15	30	1	177	8.9
Henderson	21-21	615	59-132	.447	0-1	.000	23-28	.821	14-41-55	2.6	104	5.0	39-0	17	34	1	141	6.7
Willoughby	19-1	417	42-116	.362	0-1	.000	30-40	.750	28-57-85	4.5	22	1.2	42-0	14	23	19	114	6.0
Leavell	17-0	217	30-77	.390	0-0	—	15-17	.882	5-12-17	1.0	44	2.6	26-0	18	20	4	75	4.4
Garrett	13-0	117	9-21	.429	0-0	—	7-8	.875	3-12-15	1.2	6	0.5	10-0	5	6	1	25	1.9
Jones	12-0	88	10-21	.476	0-0	—	2-5	.400	7-11-18	1.5	5	0.4	15-0	3	2	2	22	1.8
Tomjanovich	8-0	31	1-9	.111	0-3	.000	4-6	.667	2-4-6	0.8	0	0.0	3-0	0	2	0	6	0.8
ROCKETS	21	5040	819-1796	.456	8-32	.250	413-550	.751	309-547-856	40.8	474	22.6	466-4	174	296	113	2059	98.0
OPPONENTS	21	5040	835-1743	.479	9-54	.167	389-534	.728	293-616-909	43.3	508	24.2	490-9	148	341	117	2068	98.5

1982 (1-2)

Player	G-S	Min	FGM-A	Pct.	3PM-A	Pct.	FTM-A	Pct.	Rebounds O-D-Tot	Avg.	A	Avg.	PF-D	S	TO	B	TP	Avg.
Malone	3-3	136	29-67	.433	0-0	—	14-15	.933	28-23-51	17.0	10	3.3	8-0	2	6	2	72	24.0
Hayes	3-3	124	17-50	.340	0-0	—	8-15	.533	7-23-30	10.0	3	1.0	12-0	2	6	10	42	14.0
Leavell	3-3	93	20-47	.426	0-1	.000	2-2	1.000	1-4-5	1.7	10	3.3	9-0	4	4	1	42	14.0
Reid	3-3	115	15-31	.484	0-0	—	4-5	.800	9-17-26	9.7	9	3.0	10-0	5	0	2	34	11.3
Dunleavy	3-0	66	9-22	.409	0-4	.000	5-6	.833	0-3-3	1.0	9	3.0	7-0	2	1	0	23	7.7
Murphy	3-0	57	5-22	.227	0-3	.000	7-8	.875	2-1-3	1.0	4	1.3	7-0	1	4	0	17	5.7
Henderson	3-3	68	5-16	.313	0-0	—	4-4	1.000	5-3-8	2.7	9	3.0	5-0	0	4	0	14	4.7
Spriggs	2-0	9	3-4	.750	0-0	—	0-1	.000	0-1-1	0.5	2	1.0	3-0	0	0	0	6	3.0
Paultz	3-0	34	3-9	.333	0-0	—	1-3	.333	2-2-4	1.3	1	0.3	4-0	0	1	2	7	2.3
Willoughby	2-0	17	1-2	.500	0-0	—	2-2	1.000	2-4-6	3.0	1	0.5	1-0	0	1	0	4	2.0
Garrett	1-0	1	0-1	.000	0-1	.000	0-0	—	0-0-0	0.0	0	0.0	0-0	0	0	0	0	0.0
ROCKETS	3	720	107-271	.395	0-9	.000	47-61	.770	56-81-137	45.7	58	19.3	66-0	16	28	17	261	87.0
OPPONENTS	3	720	113-263	.430	1-4	.250	49-68	.721	55-96-151	50.3	80	26.7	66-1	17	33	5	276	92.0

1985 (2-3)

Player	G-S	Min	FGM-A	Pct.	3PM-A	Pct.	FTM-A	Pct.	Rebounds O-D-Tot	Avg.	A	Avg.	PF-D	S	TO	B	TP	Avg.
Olajuwon	5-5	187	42-88	.477	0-0	—	22-46	.478	33-32-65	11.0	7	1.4	22-0	7	11	13	106	21.2
Sampson	5-5	193	43-100	.430	1-1	1.000	19-37	.514	25-58-83	16.6	7	1.4	23-2	2	17	8	106	21.2
Lloyd	5-5	174	38-77	.494	0-0	—	10-14	.714	15-14-29	5.8	25	5.0	12-0	7	10	8	86	17.2
Lucas	5-4	152	26-80	.325	2-14	.143	14-22	.636	7-14-21	4.2	27	5.4	14-0	6	7	0	68	13.6
McCray	5-5	181	19-34	.559	0-0	—	15-23	.652	9-21-30	6.0	11	2.2	17-0	6	13	1	53	10.6
Reid	5-0	87	19-45	.422	0-4	.000	0-0	—	3-14-17	3.4	5	1.0	22-0	4	6	2	38	7.6
Wiggins	5-0	45	9-18	.500	0-0	—	0-0	—	3-1-4	0.8	1	0.2	6-0	4	3	0	18	3.6
Hollins	5-1	94	8-26	.308	0-0	—	1-1	1.000	1-8-9	1.8	18	3.6	16-1	4	7	0	17	3.4
Micheaux	5-0	57	6-19	.316	0-1	.000	4-10	.400	12-9-21	4.2	0	0.0	8-0	0	3	2	16	3.2
Ehlo	3-0	6	1-1	1.000	0-0	—	2-2	1.000	0-0-0	0.0	0	0.0	3-0	4	0	0	4	1.3
Leavell	5-0	16	2-6	.333	0-2	.000	2-2	1.000	1-2-3	0.6	3	0.6	2-0	0	1	0	6	1.2
Petersen	3-0	8	1-1	1.000	0-0	—	0-0	—	1-1-2	0.7	1	0.3	2-0	0	1	0	2	0.7
ROCKETS	5	1200	214-495	.432	3-22	.136	89-157	.567	110-174-284	56.8	105	21.0	147-3	44	80	34	520	104.0
OPPONENTS	5	1200	180-418	.431	8-28	.286	153-188	.814	66-169-235	47.0	116	23.2	126-0	36	96	43	521	104.2

1986 (13-7)

Player	G-S	Min	FGM-A	Pct.	3PM-A	Pct.	FTM-A	Pct.	Rebounds O-D-Tot	Avg.	A	Avg.	PF-D	S	TO	B	TP	Avg.
Olajuwon	20-20	766	205-387	.530	0-1	.000	127-199	.638	101-135-236	11.8	39	2.0	87-3	40	43	69	537	26.9
Sampson	20-20	741	156-301	.518	1-1	1.000	86-118	.729	66-149-215	10.8	80	4.0	79-1	30	71	35	399	20.0
Reid	20-20	773	124-288	.431	3-21	.143	47-59	.797	13-70-83	4.2	137	6.9	74-1	27	42	1	298	14.9
Lloyd	20-20	589	116-241	.481	2-5	.400	47-58	.810	34-32-66	3.3	86	4.3	47-0	16	47	6	281	14.1
McCray	20-20	835	108-202	.535	0-3	.000	43-58	.741	23-95-118	5.9	125	6.3	45-0	18	37	19	259	13.0
Wiggins	20-0	443	89-179	.497	0-3	.000	21-28	.750	38-38-76	3.8	31	1.6	44-0	14	27	3	199	10.0
Petersen	20-0	378	44-108	.407	0-0	—	23-33	.697	47-64-111	5.6	21	1.1	58-1	9	16	9	111	5.6
Leavell	15-0	170	24-80	.300	7-15	.467	20-23	.870	3-12-15	1.0	40	2.7	12-0	9	9	0	75	5.0
Ehlo	10-0	38	8-16	.500	0-1	.000	4-5	.800	1-2-3	0.3	6	0.6	4-0	4	3	1	20	2.0
Harris	15-0	83	14-29	.483	0-0	—	2-5	.400	5-5-10	0.7	2	0.1	3-0	4	2	3	30	2.0
Waiters	11-0	26	4-7	.571	0-0	—	0-0	—	2-3-5	0.5	0	0.0	3-0	1	1	3	8	0.7
McDowell	13-0	33	2-7	.286	0-0	—	5-8	.625	4-4-8	0.6	2	0.2	6-0	0	2	0	9	0.7
ROCKETS	20	4875	894-1845	.485	13-50	.260	425-594	.715	337-609-946	47.3	28.5	569	462-6	172	303	149	2226	111.3
OPPONENTS	20	4875	842-1808	.466	38-124	.306	427-545	.783	301-571-872	43.6	534	26.7	480-3	175	329	101	2149	107.5

1987 (5-5)

Player	G-S	Min	FGM-A	Pct.	3PM-A	Pct.	FTM-A	Pct.	Rebounds O-D-Tot	Avg.	A	Avg.	PF-D	S	TO	B	TP	Avg.
Olajuwon	10-10	389	110-179	.615	0-1	.000	72-97	.742	39-74-113	11.3	25	2.5	44-1	13	36	43	292	29.2
Sampson	10-10	330	75-146	.514	1-2	.500	35-43	.814	27-61-88	8.8	21	2.1	47-1	2	31	12	186	18.6
McCray	10-10	436	57-101	.564	0-2	.000	43-54	.796	32-51-83	8.3	56	5.6	21-0	5	26	9	157	15.7
Leavell	10-10	384	44-107	.411	4-16	.250	49-60	.817	6-19-25	2.5	72	7.2	42-2	19	28	3	141	14.1
Reid	10-10	431	56-155	.361	2-17	.118	15-23	.652	6-30-36	3.6	48	4.8	36-0	10	27	3	129	12.9
Petersen	10-0	187	28-51	.549	0-0	—	12-18	.667	14-32-46	4.6	6	0.6	26-1	5	10	2	68	6.8
Maxwell	10-0	177	18-34	.529	0-1	.000	26-35	.743	11-22-33	3.3	17	1.7	17-1	4	8	0	62	6.2
Harris	9-0	91	16-43	.372	0-1	.000	5-6	.833	3-4-7	0.8	5	0.6	15-0	3	3	0	37	4.1
Minniefield	8-0	27	4-8	.500	0-1	.000	6-6	1.000	2-0-2	0.3	2	0.3	8-0	1	4	0	14	1.8
Anderson	5-0	5	1-3	.333	1-2	.500	2-2	1.000	1-0-1	0.2	0	0.0	1-0	0	1	0	5	1.0
Johnson	5-0	10	2-6	.333	0-0	—	0-0	—	0-0-0	0.0	0	0.0	1-0	0	2	0	4	0.8
Feitl	6-0	8	0-0	—	0-0	—	2-2	1.000	0-1-1	0.2	0	0.0	0-0	0	0	0	2	0.3
ROCKETS	10	2475	411-833	.493	8-43	.186	267-346	.772	141-294-435	43.5	252	25.2	258-6	62	181	72	1097	109.7
OPPONENTS	10	2475	414-915	.452	20-65	.308	233-307	.759	161-274-435	43.5	252	25.2	278-5	92	141	44	1081	108.1

1988 (1-3)

Player	G-S	Min	FGM-A	Pct.	3PM-A	Pct.	FTM-A	Pct.	Rebounds O-D-Tot	Avg.	A	Avg.	PF-D	S	TO	B	TP	Avg.
Olajuwon	4-4	162	56-98	.571	0-1	.000	38-43	.884	20-47-67	16.8	7	1.8	14-0	9	9	11	150	37.5
Floyd	4-4	154	26-61	.426	4-8	.500	19-22	.864	3-4-7	1.8	34	8.5	10-0	8	12	0	75	18.8
Carroll	4-4	116	18-47	.383	0-0	—	8-10	.800	8-11-19	4.8	2	0.5	12-0	3	5	1	44	11.0
Reid	4-4	114	15-33	.455	3-7	.429	2-3	.667	3-12-15	3.8	8	2.0	13-0	2	3	0	35	8.8
McCray	4-4	159	12-31	.387	0-1	.000	8-12	.667	15-12-27	6.8	9	2.3	12-0	4	7	3	32	8.0
Petersen	4-0	98	12-23	.522	0-0	—	7-12	.583	7-14-21	5.3	6	1.5	11-1	1	4	2	31	7.8
Short	4-0	71	7-26	.269	0-1	.000	8-8	1.000	4-5-9	2.3	1	0.3	8-0	1	4	0	22	5.5
Leavell	4-0	38	7-19	.368	2-6	.333	4-4	1.000	0-3-3	0.8	9	2.3	6-0	2	6	0	20	5.0
Conner	1-0	1	0-0	—	0-0	—	2-2	1.000	0-1-1	1.0	1	1.0	0-0	1	0	0	2	2.0
Johnson	4-0	20	2-3	.667	0-0	—	1-2	.500	2-2-4	1.0	0	0.0	1-0	1	4	0	5	1.3
Maxwell	4-0	15	1-2	.500	0-0	—	0-0	—	1-0-1	0.3	1	0.3	1-0	0	0	0	2	0.5
Free	2-0	12	0-2	.000	0-1	.000	0-0	—	1-1-2	1.0	1	0.5	2-0	0	3	0	0	0.0
ROCKETS	4	960	156-345	.452	9-25	.360	97-118	.822	64-112-176	44.0	79	19.8	90-1	32	59	17	418	104.5
OPPONENTS	4	960	168-337	.499	6-23	.261	86-112	.768	56-115-171	42.8	99	24.8	92-1	36	62	24	428	107.0

1989 (1-3)

Player	G-S	Min	FGM-A	Pct.	3PM-A	Pct.	FTM-A	Pct.	Rebounds O-D-Tot	Avg.	A	Avg.	PF-D	S	TO	B	TP	Avg.
Olajuwon	4-4	162	42-81	.519	0-0	—	17-25	.680	14-38-52	13.0	12	3.0	17-0	10	10	11	101	25.3
Thorpe	4-4	152	24-37	.649	0-0	—	16-21	.762	6-14-20	5.0	12	3.0	17-1	5	15	1	64	16.0
Floyd	4-4	160	22-46	.478	8-15	.533	10-14	.714	3-15-18	4.5	26	6.5	10-0	8	10	1	62	15.5
Woodson	4-4	137	17-49	.347	3-9	.333	10-12	.833	4-5-9	2.3	18	4.5	7-0	4	9	2	47	11.8
B. Johnson	4-4	118	19-40	.475	0-1	.000	8-14	.571	6-8-14	3.5	12	3.3	15-0	3	6	2	46	11.5
Berry	4-0	57	13-26	.500	0-0	—	7-8	.875	3-6-9	2.3	5	1.3	8-0	2	6	1	33	8.3
McCormick	4-0	53	7-13	.538	0-1	.000	8-9	.889	2-11-13	3.3	0	0.0	9-0	3	0	2	22	5.5
Short	4-0	37	8-21	.381	0-2	.000	3-5	.600	7-3-10	2.5	2	0.5	7-0	0	1	0	19	4.8
Chievous	4-0	40	5-17	.294	0-0	—	8-10	.800	5-1-6	1.5	2	0.5	7-0	1	3	1	18	4.5
F. Johnson	4-0	36	2-6	.333	0-1	.000	6-10	.600	1-4-5	1.3	7	1.8	3-0	1	4	0	10	2.5
Leavell	2-0	5	1-3	.333	0-0	—	2-2	1.000	0-0-0	0.0	1	0.5	0-0	0	0	0	4	2.0
Nevitt	2-0	3	0-0	—	0-0	—	0-0	—	0-1-1	0.5	0	0.0	0-0	0	0	0	0	0.0
ROCKETS	4	960	160-339	.472	11-29	.379	95-130	.731	51-106-157	39.3	97	24.3	100-1	37	66	21	426	106.5
OPPONENTS	4	960	163-345	.472	9-38	.237	90-119	.756	62-116-178	44.5	98	24.5	105-1	35	66	35	425	106.3

1990 (1-3)

Player	G-S	Min	FGM-A	Pct.	3PM-A	Pct.	FTM-A	Pct.	Rebounds O-D-Tot	Avg.	A	Avg.	PF-D	S	TO	B	TP	Avg.
Thorpe	4-4	164	27-45	.600	0-0	—	26-38	.684	14-19-33	8.3	7	1.8	12-0	5	9	0	80	20.0
Maxwell	4-4	159	30-81	.370	8-26	.308	11-21	.524	5-7-12	3.0	17	4.3	12-0	5	6	0	79	19.8
Floyd	4-4	172	30-64	.469	3-12	.250	11-17	.647	7-8-15	3.8	41	10.3	5-0	5	15	1	74	18.5
Olajuwon	4-4	161	31-70	.443	0-0	—	12-17	.706	15-31-46	11.5	8	2.0	19-0	10	11	23	74	18.5
Johnson	4-4	148	20-48	.417	0-1	.000	11-13	.846	8-8-16	4.0	9	2.3	16-0	6	4	2	51	12.8
Wiggins	4-0	51	7-15	.467	0-0	—	2-3	.667	4-9-13	3.3	2	0.5	5-0	1	4	0	16	4.0
Smith	4-0	73	6-8	.750	0-0	—	0-0	—	7-6-13	3.3	5	1.3	11-0	4	5	0	12	3.0
Woodson	1-0	6	1-3	.333	0-1	.000	0-0	—	0-0-0	0.0	2	2.0	1-0	0	0	0	2	2.0
McCormick	3-0	21	1-3	.333	0-0	—	1-2	.500	1-7-8	2.7	0	0.0	5-0	0	0	0	3	1.0
Bowie	2-0	4	0-1	.000	0-0	—	0-0	—	0-0-0	0.0	0	0.0	1-0	0	0	0	0	0.0
Caldwell	1-0	1	0-0	—	0-0	—	0-0	—	0-0-0	0.0	0	0.0	0-0	0	0	0	0	0.0
ROCKETS	4	960	153-338	.453	11-40	.275	74-111	.667	61-95-156	39.0	91	22.8	87-0	36	58	26	391	97.8
OPPONENTS	4	960	165-303	.545	12-37	.324	80-105	.762	38-115-153	38.3	105	26.3	80-0	33	66	27	422	105.5

1991 (0-3)

Player	G-S	Min	FGM-A	Pct.	3PM-A	Pct.	FTM-A	Pct.	Rebounds O-D-Tot	Avg.	A	Avg.	PF-D	S	TO	B	TP	Avg.
Olajuwon	3-3	129	26-45	.578	0-1	.000	14-17	.824	12-32-44	14.7	6	2.0	11-0	4	8	8	66	22.0
Maxwell	3-3	113	23-56	.411	9-27	.333	1-2	.500	1-7-8	2.7	9	3.0	8-0	2	7	1	56	18.7
Thorpe	3-3	116	22-38	.579	0-0	—	3-6	.500	7-18-25	8.3	8	2.7	8-0	2	6	0	47	15.7
K. Smith	3-3	113	18-38	.474	2-4	.500	8-9	.889	4-4-8	2.7	24	8.0	5-0	4	6	1	46	15.3
Jamerson	2-0	21	5-13	.385	0-1	.000	6-6	1.000	1-2-3	1.5	4	2.0	4-0	1	1	0	16	8.0
Johnson	3-3	86	10-28	.357	0-0	—	4-4	1.000	4-10-14	4.7	8	2.7	13-0	2	5	1	24	8.0
Floyd	3-0	41	8-24	.333	0-4	.000	0-0	—	0-2-2	0.7	7	2.3	4-0	2	7	1	16	5.3
Wood	3-0	44	2-3	.667	1-1	1.000	2-4	.500	1-4-5	1.7	3	1.0	8-0	3	1	0	7	2.3
L. Smith	3-0	57	1-4	.250	0-1	.000	0-1	.000	6-7-13	4.3	4	1.3	11-0	1	2	1	2	0.7
ROCKETS	3	720	115-249	.462	12-39	.308	38-49	.776	36-86-122	40.7	73	24.3	72-0	21	47	13	280	93.3
OPPONENTS	3	720	111-230	.483	12-35	.343	63-80	.788	28-82-110	36.7	72	24.0	55-0	22	42	19	297	99.0

1993 (6-6)

Player	G-S	Min	FGM-A	Pct.	3PM-A	Pct.	FTM-A	Pct.	Rebounds O-D-Tot	Avg.	A	Avg.	PF-D	S	TO	B	TP	Avg.
Olajuwon	12-12	518	123-238	.517	0-1	.000	62-75	.827	52-116-168	14.0	57	4.8	37-0	21	45	59	308	25.7
Smith	12-12	391	63-128	.492	23-46	.500	28-36	.778	2-22-24	2.0	50	4.2	18-0	9	26	1	177	14.8
Thorpe	12-12	419	73-115	.635	0-0	—	28-43	.651	36-67-103	8.6	31	2.6	35-0	6	17	1	174	14.5
Maxwell	9-7	308	47-117	.402	11-46	.239	21-24	.875	3-19-22	2.4	32	3.6	17-0	11	17	2	126	14.0
Horry	12-12	374	47-101	.465	9-30	.300	20-27	.741	14-48-62	5.2	38	3.2	30-1	18	28	16	123	10.3
Garland	12-5	246	30-74	.405	0-1	.000	17-17	1.000	6-27-33	2.8	31	2.6	27-1	16	22	0	77	6.4
Bullard	12-0	169	20-42	.476	15-28	.536	6-6	1.000	4-19-23	1.9	13	1.1	11-0	4	9	5	61	5.1
Herrera	12-0	195	22-57	.386	0-2	.000	12-20	.600	16-29-45	3.8	7	0.6	36-1	3	11	2	56	4.7
Brooks	12-0	197	16-42	.381	5-13	.385	10-13	.769	1-9-10	0.8	31	2.6	21-0	9	13	0	47	3.9
Floyd	7-0	60	6-19	.316	1-3	.333	7-10	.700	1-3-4	0.6	8	1.1	2-0	2	9	0	20	2.9
Teagle	5-0	12	2-5	.400	0-0	—	0-2	.000	0-0-0	0.0	0	0.0	1-0	0	3	0	4	0.8
Rollins	6-0	16	0-3	.000	0-1	.000	0-0	—	1-3-4	0.7	0	0.0	2-0	2	0	0	0	0.0
ROCKETS	12	2905	449-941	.477	64-171	.374	211-273	.773	136-362-498	41.5	298	24.8	237-3	101	212	86	1173	97.8
OPPONENTS	12	2905	460-1047	.439	41-108	.380	194-278	.698	193-318-511	42.6	277	23.1	248-4	128	160	49	1155	96.3

1994 (15-8)

Player	G-S	Min	FGM-A	Pct.	3PM-A	Pct.	FTM-A	Pct.	Rebounds O-D-Tot	Avg.	A	Avg.	PF-D	S	TO	B	TP	Avg.
Olajuwon	23-23	989	267-514	.519	2-4	.500	128-161	.795	55-199-254	11.0	98	4.3	82-0	40	83	92	664	28.9
Maxwell	23-23	880	118-314	.376	45-138	.326	37-54	.685	12-69-81	3.5	96	4.2	55-1	20	49	2	318	13.8
Horry	23-23	778	98-226	.434	34-89	.382	39-51	.765	40-101-141	6.1	82	3.6	68-0	35	27	20	269	11.7
Thorpe	23-23	854	111-194	.572	1-2	.500	38-67	.567	68-160-228	9.9	54	2.3	86-2	13	37	10	261	11.3
Smith	23-23	696	86-189	.455	34-76	.447	42-52	.808	5-49-54	2.3	94	4.9	40-0	22	33	4	248	10.8
Cassell	22-0	478	63-160	.394	17-45	.378	64-74	.865	19-40-59	2.7	93	4.2	62-1	21	47	5	207	9.4
Elie	23-0	382	42-106	.396	10-32	.313	40-47	.851	9-31-40	1.7	38	1.7	30-0	8	21	3	134	5.8
Herrera	16-0	248	31-58	.534	0-0	—	13-16	.813	14-31-45	2.8	3	0.2	37-1	5	7	3	75	4.7
Brooks	5-0	23	5-6	.833	1-1	1.000	0-1	.000	1-1-2	0.4	3	0.6	3-0	0	0	0	11	2.2
Cureton	10-0	100	8-10	.800	0-0	—	2-2	1.000	6-23-29	2.9	2	0.2	20-0	1	3	2	18	1.8
Bullard	10-0	55	4-19	.211	2-10	.200	6-8	.750	2-8-10	1.0	0	0.0	6-0	1	0	2	16	1.6
Jent	11-0	62	5-20	.250	3-13	.231	0-0	—	1-8-9	0.8	7	0.6	7-0	2	3	0	13	1.2
ROCKETS	23	5545	838-1816	.461	149-410	.363	409-533	.767	232-720-952	41.4	570	24.8	496-5	168	331	143	2234	97.1
OPPONENTS	23	5545	815-1932	.422	111-334	.332	421-566	.744	335-678-1013	44.0	22.2	510	488-3	176	281	112	2162	94.0

1995 (15-7)

Player	G-S	Min	FGM-A	Pct.	3PM-A	Pct.	FTM-A	Pct.	Rebounds O-D-Tot	Avg.	A	Avg.	PF-D	S	TO	B	TP	Avg.
Olajuwon	22-22	929	306-576	.531	2-4	.500	111-163	.681	44-183-227	10.3	98	4.5	95-0	26	69	62	725	33.0
Drexler	22-22	849	155-322	.481	30-99	.303	110-140	.786	45-109-154	7.0	111	5.0	68-1	33	45	15	450	20.5
Horry	22-22	841	93-209	.445	44-110	.400	58-78	.744	40-115-155	7.0	76	3.5	69-2	32	25	26	288	13.1
Cassell	22-0	485	74-169	.438	24-60	.400	71-85	.835	8-34-42	1.9	89	4.0	66-1	21	33	2	243	11.0
Smith	22-22	652	78-178	.438	46-104	.442	36-40	.900	7-42-49	2.2	99	4.5	46-0	14	31	3	238	10.8
Elie	22-6	635	69-137	.504	28-65	.431	35-44	.795	19-43-62	2.8	54	2.5	55-0	21	21	1	201	9.1
Chilcutt	20-15	323	31-64	.484	14-36	.389	14-17	.824	15-43-58	2.9	18	0.9	39-0	7	11	4	90	4.5
Brown	21-1	326	34-76	.447	1-2	.500	25-37	.676	20-45-65	3.1	7	0.3	46-2	9	12	2	94	4.5
Maxwell	1-0	16	1-7	.143	0-2	.000	1-1	1.000	0-3-3	3.0	1	1.0	1-0	0	1	0	3	3.0
Herrera	1-0	6	1-1	1.000	0-0	—	0-0	—	0-0-0	0.0	1	1.0	0-0	0	0	0	2	2.0
Tabak	8-0	31	2-5	.400	0-0	—	2-2	1.000	1-0-1	0.1	1	0.1	5-0	1	2	3	6	0.8
Jones	19-0	237	5-13	.385	0-1	.000	4-12	.333	12-32-44	2.3	0	0.0	55-0	4	5	10	14	0.7
ROCKETS	22	5330	849-1757	.483	189-483	.391	467-619	.754	211-649-860	39.1	555	25.2	545-6	168	264	128	2354	107.0
OPPONENTS	22	5330	836-1789	.467	136-388	.351	485-653	.743	277-686-963	43.8	506	23.0	524-4	153	302	87	2293	104.2

1996 (3-5)

Player	G-S	Min	FGM-A	Pct.	3PM-A	Pct.	FTM-A	Pct.	Rebounds O-D-Tot	Avg.	A	Avg.	PF-D	S	TO	B	TP	Avg.
Olajuwon	8-8	329	75-147	.510	0-1	.000	29-40	.725	17-56-73	9.1	31	3.9	28-1	15	29	17	179	22.4
Drexler	8-8	292	49-118	.415	9-34	.265	26-34	.765	15-47-62	7.8	40	5.0	22-0	21	20	4	133	16.6
Horry	8-8	308	37-91	.407	21-53	.396	10-23	.435	15-42-57	7.1	24	3.0	29-1	21	15	13	105	13.1
Cassell	8-0	206	26-81	.321	8-29	.276	23-29	.793	1-16-17	2.1	34	4.3	20-0	6	18	1	83	10.4
Elie	8-0	233	29-66	.439	9-24	.375	11-12	.917	6-16-22	2.8	14	1.8	17-0	7	5	3	78	9.8
Smith	8-8	191	23-53	.434	12-31	.387	13-13	1.000	4-8-12	1.5	38	4.8	14-0	5	8	0	71	8.9
Brown	8-8	168	25-45	.556	0-0	—	15-18	.833	6-18-24	3.0	5	0.6	17-0	3	4	0	65	8.1
Bryant	8-0	145	21-35	.600	0-0	—	12-15	.800	7-20-27	3.4	4	0.5	21-0	1	3	2	54	6.8
Chilcutt	1-0	10	1-4	.250	0-1	.000	0-2	.000	2-1-3	3.0	0	0.0	0-0	0	1	0	2	2.0
Mack	6-0	47	5-15	.333	2-9	.222	0-3	.000	0-9-9	1.5	1	0.2	1-0	1	2	0	12	2.0
Jones	3-0	8	0-1	.000	0-0	—	0-0	—	0-1-1	0.3	0	0.0	0-0	0	0	0	0	0.0
Recasner	1-0	8	0-3	.000	0-1	.000	0-0	—	0-1-1	1.0	2	2.0	0-0	0	1	0	0	0.0
ROCKETS	8	1945	291-659	.442	61-183	.333	139-189	.735	73-235-308	38.5	193	24.1	169-2	80	110	40	782	97.8
OPPONENTS	8	1945	302-649	.465	73-181	.403	144-194	.742	87-274-361	45.1	195	24.4	166-2	64	127	39	821	102.6

1997 (9-7)

Player	G-S	Min	FGM-A	Pct.	3PM-A	Pct.	FTM-A	Pct.	Rebounds O-D-Tot	Avg.	A	Avg.	PF-D	S	TO	B	TP	Avg.
Olajuwon	16-16	629	147-249	.590	0-3	.000	76-104	.731	46-128-174	10.9	54	3.4	61-0	33	46	41	370	23.1
Drexler	16-16	623	105-241	.436	38-102	.373	42-54	.778	25-64-89	5.6	77	4.8	52-0	26	36	7	290	18.1
Barkley	16-16	605	86-198	.434	11-38	.289	103-134	.769	64-128-192	12.0	54	3.4	52-1	19	43	7	286	17.9
Elie	16-16	598	54-116	.466	24-60	.400	52-62	.839	19-37-56	3.5	61	3.8	52-3	14	30	4	184	11.5
Maloney	16-16	526	61-153	.399	43-108	.398	14-21	.667	1-18-19	1.2	50	3.1	31-0	10	38	3	179	11.2
Johnson	16-0	284	48-117	.410	14-47	.298	23-24	.958	15-21-36	2.3	10	0.6	17-0	5	7	0	133	8.3
Willis	16-0	295	38-95	.400	0-1	.000	26-38	.684	22-53-75	4.7	11	0.7	47-0	9	22	4	102	6.4
Threatt	16-0	266	22-56	.393	9-30	.300	6-8	.750	2-15-17	1.1	48	3.0	35-0	6	12	4	59	3.7
Bullard	2-0	7	2-2	1.000	2-2	1.000	0-0	—	1-1-2	1.0	0	0.0	1-0	0	0	0	6	3.0
Livingston	2-0	15	1-4	.250	1-1	1.000	0-0	—	0-0-0	0.0	4	2.0	1-0	1	1	0	3	1.5
Harrington	7-0	15	1-2	.500	0-0	—	7-10	.700	1-3-4	0.6	0	0.0	1-0	0	2	0	9	1.3
Jones	1-0	2	0-0	—	0-0	—	0-0	—	0-0-0	0.0	1	1.0	0-0	0	0	0	0	0.0
ROCKETS	16	3865	565-1233	.458	142-392	.362	349-455	.767	196-468-664	41.5	370	23.1	350-4	123	243	70	1621	101.3
OPPONENTS	16	3865	584-1304	.448	92-256	.359	332-409	.812	212-433-645	40.3	358	22.4	378-6	141	198	67	1592	99.5

1998 (2-3)

Player	G-S	Min	FGM-A	Pct.	3PM-A	Pct.	FTM-A	Pct.	Rebounds O-D-Tot	Avg.	A	Avg.	PF-D	S	TO	B	TP	Avg.
Olajuwon	5-5	190	39-99	.394	0-1	.000	24-33	.727	9-45-54	10.8	12	2.4	18-0	5	13	16	102	20.4
Drexler	5-5	182	21-68	.309	5-26	.192	28-37	.757	9-18-27	5.4	23	4.6	15-0	8	13	3	75	15.0
Willis	5-5	168	22-55	.400	0-1	.000	12-16	.750	18-35-53	10.6	5	1.0	21-0	8	12	3	56	11.2
Barkley	4-0	87	12-23	.522	0-2	.000	12-21	.571	5-16-21	5.3	4	1.0	12-1	5	6	0	36	9.0
Elie	5-1	133	12-27	.444	3-9	.333	6-9	.667	3-10-13	2.6	6	1.2	10-0	2	5	0	33	6.6
Maloney	5-5	165	10-30	.333	5-20	.250	8-9	.889	0-8-8	1.6	18	3.6	11-0	2	4	2	33	6.6
Johnson	5-0	89	9-27	.333	3-10	.300	7-8	.875	4-4-8	1.6	1	0.2	10-0	0	3	0	28	5.6
Harrington	3-0	23	6-12	.500	0-1	.000	4-5	.800	3-4-7	2.3	0	0.0	1-0	0	0	1	16	5.3
Price	5-0	75	6-15	.400	5-13	.385	2-3	.667	1-8-9	1.8	6	1.2	12-1	4	6	0	19	3.8
Bullard	5-4	70	6-18	.333	3-10	.300	2-2	1.000	3-5-8	1.6	5	1.0	5-0	1	0	0	17	3.4
Rhodes	3-0	7	2-3	.667	0-0	—	2-4	.500	0-1-1	0.3	0	0.0	0-0	1	1	0	6	2.0
Jones	4-0	11	0-0	—	0-0	—	2-2	1.000	1-2-3	0.8	1	0.3	4-0	0	0	0	2	0.5
ROCKETS	5	1200	145-377	.385	24-93	.258	109-149	.732	56-156-212	42.4	81	16.2	119-2	36	65	25	423	84.6
OPPONENTS	5	1200	168-368	.457	17-45	.378	104-150	.693	48-171-219	43.8	106	21.2	119-0	39	68	29	457	91.4

1999 (1-3)

Player	G-S	Min	FGM-A	Pct.	3PM-A	Pct.	FTM-A	Pct.	Rebounds O-D-Tot	Avg.	A	Avg.	PF-D	S	TO	B	TP	Avg.
Barkley	4-4	157	36-68	.529	2-7	.286	20-30	.667	13-42-55	13.8	15	3.8	12-0	6	8	2	94	23.5
Pippen	4-4	172	23-70	.329	6-22	.273	21-26	.808	20-27-47	11.8	22	5.5	12-0	7	13	3	73	18.3
Olajuwon	4-4	123	23-54	.426	0-0	—	7-8	.875	5-24-29	7.3	2	0.5	18-0	5	5	3	53	13.3
Mack	4-0	123	13-38	.342	10-26	.385	14-17	.824	1-8-9	2.3	7	1.8	11-0	4	5	0	50	12.5
Price	4-0	98	11-24	.458	5-14	.357	6-6	1.000	3-5-8	2.0	14	3.5	5-0	4	6	1	33	8.3
Mobley	4-4	94	7-15	.467	4-7	.571	10-11	.909	0-4-4	1.0	11	2.8	11-0	2	5	0	28	7.0
Harrington	4-0	42	9-14	.643	0-0	—	4-6	.667	5-9-14	3.5	1	0.3	2-0	0	3	1	22	5.5
Dickerson	4-4	82	6-22	.273	3-8	.375	2-4	.500	2-2-4	1.0	3	0.8	8-0	2	2	3	17	4.3
Bullard	2-0	8	2-2	1.000	1-1	1.000	2-2	1.000	0-0-0	0.0	1	0.5	0-0	0	0	0	7	3.5
Carr	4-0	37	4-11	.364	0-0	—	0-0	—	3-4-7	1.8	4	1.0	19-1	0	4	1	8	2.0
Drew	1-0	4	1-1	1.000	0-0	—	0-2	.000	1-2-3	3.0	2	2.0	1-0	0	0	0	2	2.0
Roberts	3-0	20	0-6	.000	0-0	—	1-2	.500	0-3-3	1.0	0	0.0	5-0	0	0	4	1	0.3
ROCKETS	4	960	135-325	.415	31-85	.365	87-114	.763	53-130-183	45.8	82	20.5	104-1	30	53	18	388	97.0
OPPONENTS	4	960	151-322	.469	25-66	.379	70-110	.636	44-119-163	40.8	93	23.3	87-1	20	52	34	397	99.3

2004 (1-4)

Player	G-S	Min	FGM-A	Pct.	3PM-A	Pct.	FTM-A	Pct.	Rebounds O-D-Tot	Avg.	A	Avg.	PF-D	S	TO	B	TP	Avg.
Francis	5-5	222	30-70	.429	7-17	.412	29-40	.725	6-36-42	8.4	38	7.6	18-1	7	21	1	96	19.2
Yao	5-5	185	31-68	.456	0-0	—	13-17	.765	11-26-37	7.4	9	1.8	20-2	2	13	7	75	15.0
J. Jackson	5-5	221	29-73	.397	8-29	.276	8-12	.667	3-49-52	10.4	10	2.0	9-0	5	9	1	74	14.8
Mobley	5-5	210	29-75	.387	6-21	.286	8-10	.800	5-19-24	4.8	14	2.8	14-0	3	18	3	72	14.4
Taylor	5-0	115	18-38	.474	0-0	—	13-17	.765	5-11-16	3.2	5	1.0	20-0	0	7	1	49	9.8
Cato	5-5	148	13-22	.591	0-0	—	3-7	.429	14-20-34	6.8	2	0.4	18-1	5	5	4	29	5.8
Weatherspoon	2-0	22	2-5	.400	0-0	—	3-6	.500	2-2-4	2.0	0	0.0	3-0	0	0	0	7	3.5
Nachbar	5-0	41	4-9	.444	1-3	.333	5-5	1.000	1-5-6	1.2	2	0.4	9-0	1	2	0	14	2.8
Padgett	4-0	14	2-5	.400	1-3	.333	0-0	—	1-2-3	0.8	0	0.0	1-0	1	1	1	5	1.3
M. Jackson	5-0	38	1-6	.167	0-3	.000	0-0	—	0-3-3	0.6	5	1.0	1-0	2	2	0	2	0.4
Piatkowski	1-0	4	0-1	.000	0-0	—	0-0	—	0-1-1	1.0	0	0.0	1-0	0	0	0	0	0.0
Wilks	2-0	5	0-0	—	0-0	—	0-0	—	0-0-0	0.0	1	0.5	0-0	0	1	0	0	0.0
ROCKETS	5	1225	159-372	.427	23-76	.303	82-114	.719	48-174-222	44.4	86	17.2	114-4	26	84	18	423	84.6
OPPONENTS	5	1225	169-394	.429	23-67	.343	89-140	.636	50-152-202	40.4	122	24.4	108-0	50	52	20	450	90.0

2005 (3-4)

Player	G-S	Min	FGM-A	Pct.	3PM-A	Pct.	FTM-A	Pct.	Rebounds O-D-Tot	Avg.	A	Avg.	PF-D	S	TO	B	TP	Avg.
McGrady	7-7	301	78-171	.456	17-46	.370	42-51	.824	12-40-52	7.4	47	6.7	20-0	11	26	10	215	30.7
Yao	7-7	220	55-84	.655	0-0	—	40-55	.727	23-31-54	7.7	5	0.7	31-1	2	19	19	150	21.4
James	7-0	171	29-62	.468	0-9	.000	23-24	.958	2-11-13	1.9	16	2.3	17-0	6	10	2	81	11.6
Barry	7-0	183	21-48	.438	11-23	.478	7-8	.875	1-28-29	4.1	9	1.3	13-0	5	6	0	60	8.6
Wesley	7-7	280	19-54	.352	10-21	.476	9-13	.692	4-17-21	3.0	23	3.3	20-0	9	9	1	57	8.1
Sura	7-7	182	20-46	.435	7-13	.538	8-12	.667	6-21-27	3.9	14	2.0	15-0	7	11	0	55	7.9
Padgett	7-4	109	9-24	.375	5-12	.417	2-2	1.000	9-10-19	2.7	4	0.6	18-0	3	3	2	25	3.6
Mutombo	7-0	101	6-11	.545	0-0	—	10-13	.769	11-24-35	5.0	2	0.3	15-0	2	7	7	22	3.1
Bowen	7-3	125	8-25	.320	0-0	—	2-3	.667	7-7-14	2.0	6	0.9	23-2	6	6	0	18	2.6
Norris	2-0	7	0-1	.000	0-0	—	0-0	—	0-0-0	0.0	0	0.0	0-0	0	0	0	0	0.0
Weatherspoon	1-0	1	0-0	—	0-0	—	0-0	—	0-0-0	0.0	0	0.0	1-0	0	0	0	0	0.0
ROCKETS	7	1680	245-526	.466	50-124	.403	143-181	.790	75-189-264	37.7	126	18.0	173-3	51	100	41	683	97.6
OPPONENTS	7	1680	240-535	.449	53-122	.434	169-211	.801	94-195-289	41.3	120	17.1	160-5	49	93	34	702	100.3

2007 (3-4)

Player	G-S	Min	FGM-A	Pct.	3PM-A	Pct.	FTM-A	Pct.	Rebounds O-D-Tot	Avg.	A	Avg.	PF-D	S	TO	B	TP	Avg.
McGrady	7-7	280	63-160	.394	9-36	.250	42-57	.737	5-36-41	5.9	51	7.3	12-0	5	21	6	177	25.3
Yao	7-7	260	55-125	.440	0-0	—	66-75	.880	23-49-72	10.3	6	0.9	27-0	1	33	5	176	25.1
Alston	7-7	309	25-74	.338	16-50	.320	10-13	.769	6-42-48	6.9	35	5.0	23-0	13	17	3	76	10.9
Battier	7-7	272	23-51	.451	19-43	.442	7-8	.875	3-15-18	2.6	15	2.1	20-0	12	8	7	72	10.3
Howard	7-0	157	14-35	.400	0-0	—	7-11	.636	10-21-31	4.4	7	1.0	10-0	5	4	0	35	5.0
Head	7-0	141	11-36	.306	6-23	.261	4-8	.500	2-17-19	2.7	8	1.1	16-1	3	7	2	32	4.6
Spanoulis	1-0	3	1-2	.500	0-0	—	2-2	1.000	0-1-1	1.0	1	1.0	0-0	0	0	0	4	4.0
Hayes	7-7	197	12-17	.706	0-1	.000	2-5	.400	14-31-45	6.4	3	0.4	22-0	9	7	3	26	3.7
Tsakalidis	1-0	3	0-0	—	0-0	—	2-2	1.000	1-3-4	4.0	0	0.0	0-0	0	0	0	2	2.0
Mutombo	7-0	40	3-3	1.000	0-0	—	3-3	1.000	5-6-11	1.6	1	0.1	5-0	0	0	3	9	1.3
Snyder	3-0	9	1-3	.333	0-2	.000	0-0	—	0-1-1	0.3	0	0.0	0-0	0	1	0	2	0.7
Lucas	2-0	8	0-1	.000	0-1	.000	0-0	—	0-0-0	0.0	0	0.0	0-0	1	2	0	0	0.0
ROCKETS	7	1680	208-507	.410	50-156	.321	145-184	.788	69-222-291	41.6	127	18.1	135-1	49	104	29	611	87.3
OPPONENTS	7	1680	249-561	.444	26-87	.299	109-146	.747	74-215-289	41.3	160	22.9	160-3	49	84	34	633	90.4

2008 (2-4)

Player	G-S	Min	FGM-A	Pct.	3PM-A	Pct.	FTM-A	Pct.	Rebounds O-D-Tot	Avg.	A	Avg.	PF-D	S	TO	B	TP	Avg.
McGrady	6-6	247	62-146	.425	5-24	.208	33-53	.623	7-42-49	8.2	41	6.8	8-0	9	18	5	162	27.0
Alston	4-4	126	21-48	.438	11-25	.440	4-5	.800	2-4-6	1.5	18	4.5	7-0	4	6	0	57	14.3
Scola	6-6	220	30-67	.448	0-1	.000	24-35	.686	24-32-56	9.3	8	1.3	30-2	4	12	1	84	14.0
Battier	6-6	246	20-45	.444	12-25	.480	8-11	.727	7-16-23	3.8	3	0.5	19-0	6	8	5	60	10.0
Jackson	6-2	138	20-70	.286	5-24	.208	7-11	.636	2-8-10	1.7	9	1.5	11-0	5	4	0	52	8.7
Landry	6-0	106	11-26	.423	0-0	—	12-16	.750	15-13-28	4.7	0	0.0	8-0	7	2	3	34	5.7
Brooks	6-0	50	8-25	.320	0-10	.000	9-11	.818	0-6-6	1.0	3	0.5	11-0	0	3	0	25	4.2
Mutombo	6-6	123	8-13	.615	0-0	—	7-11	.636	10-29-39	6.5	2	0.3	10-0	1	1	11	23	3.8
Novak	3-0	21	3-4	.750	2-3	.667	0-0	—	1-1-2	0.7	0	0.0	2-0	0	0	1	8	2.7
Hayes	6-0	108	7-11	.636	0-2	.000	0-0	—	7-21-28	4.7	5	0.8	18-0	3	4	6	14	2.3
Woods	1-0	1	1-1	1.000	0-0	—	0-0	—	1-0-1	1.0	0	0.0	0-0	0	0	0	2	2.0
Harris	3-0	9	1-2	.500	0-0	—	1-2	.500	1-1-2	0.7	0	0.0	0-0	0	0	0	3	1.0
Head	5-0	44	1-14	.071	0-6	.000	2-2	1.000	1-1-2	0.4	4	0.8	3-0	2	4	1	4	0.8
ROCKETS	6	1440	193-472	.409	35-120	.292	107-157	.682	78-174-252	42.0	93	15.5	127-2	41	65	33	528	88.0
OPPONENTS	6	1440	203-454	.447	32-89	.360	105-152	.691	77-184-261	43.5	111	18.5	131-0	33	74	37	543	90.5

2009 (7-6)

Player	G-S	Min	FGM-A	Pct.	3PM-A	Pct.	FTM-A	Pct.	Rebounds O-D-Tot	Avg.	A	Avg.	PF-D	S	TO	B	TP	Avg.
Yao	9-9	323	54-99	.545	0-0	—	46-51	.902	19-79-98	10.9	9	1.0	27-0	4	17	11	154	17.1
Brooks	13-13	444	77-170	.453	27-64	.422	37-46	.804	4-30-34	2.6	44	3.4	29-0	5	29	3	218	16.8
Artest	13-13	488	80-203	.394	23-83	.277	20-28	.714	12-44-56	4.3	54	4.2	27-0	14	32	3	203	15.6
Scola	13-13	424	77-156	.494	0-0	—	33-49	.673	28-81-109	8.4	23	1.8	45-0	7	22	3	187	14.4
Wafer	13-0	181	39-92	.424	9-22	.409	19-22	.864	0-12-12	0.9	9	0.7	11-0	2	11	1	106	8.2
Battier	13-13	496	33-81	.407	17-54	.315	22-23	.957	21-43-64	4.9	31	2.4	33-0	14	15	9	105	8.1
Landry	13-0	240	39-70	.557	0-2	.000	19-33	.576	16-35-51	3.9	3	0.2	27-0	4	14	5	97	7.5
Lowry	13-0	254	21-63	.333	4-16	.250	23-31	.742	8-30-38	2.9	32	2.5	23-0	12	17	1	69	5.3
Barry	4-0	35	5-10	.500	3-8	.375	0-0	—	0-4-4	1.0	3	0.8	3-0	2	4	0	13	3.3
Cook	6-0	32	4-15	.267	2-9	.222	0-0	—	3-9-12	2.0	3	0.5	4-0	2	4	1	10	1.7
Hayes	13-4	173	10-21	.476	0-2	.000	0-0	—	13-26-39	3.0	10	0.8	27-0	13	4	2	20	1.5
White	5-0	12	3-9	.333	1-2	.500	0-0	—	1-0-1	0.2	0	0.0	0-0	0	1	0	7	1.4
Mutombo	2-0	20	0-0	—	0-0	—	0-2	.000	1-8-9	4.5	0	0.0	5-0	1	0	2	0	0.0
ROCKETS	13	3120	442-989	.447	86-262	.328	219-285	.768	126-401-527	40.5	221	17.0	261-0	80	185	41	1189	91.5
OPPONENTS	13	3120	459-1020	.450	76-209	.364	214-288	.743	143-383-526	40.5	207	15.9	278-3	101	151	92	1208	92.9

2013 (2-4)

Player	G-S	Min	FGM-A	Pct.	3PM-A	Pct.	FTM-A	Pct.	Rebounds O-D-Tot	Avg.	A	Avg.	PF-D	S	TO	B	TP	Avg.
Harden	6-6	243	45-115	.391	15-44	.341	53-66	.803	5-35-40	6.7	27	4.5	18-0	12	27	6	158	26.3
Parsons	6-6	238	42-93	.452	16-40	.400	9-14	.643	7-32-39	6.5	22	3.7	19-0	1	18	2	109	18.2
Asik	6-6	208	22-39	.564	0-0	—	30-47	.638	21-46-67	11.2	3	0.5	22-0	3	12	10	74	12.3
Beverley	6-5	200	28-65	.431	8-24	.333	7-7	1.000	11-22-33	5.5	17	2.8	24-0	7	6	4	71	11.8
Garcia	6-3	164	22-50	.440	17-37	.459	3-5	.600	3-17-20	3.3	9	1.5	21-0	4	4	5	64	10.7
Delfino	5-0	120	15-40	.375	11-31	.355	4-4	1.000	1-11-12	2.4	10	2.0	10-0	3	5	1	45	9.0
Brooks	6-0	67	13-34	.382	1-9	.111	3-5	.600	3-6-9	1.5	11	1.8	3-0	1	6	1	30	5.0
Motiejunas	1-0	5	2-2	1.000	0-0	—	1-1	1.000	1-0-1	1.0	0	0.0	0-0	0	0	0	5	5.0
Jones	2-0	35	4-10	.400	0-2	.000	0-3	.000	5-10-15	7.5	1	0.5	2-0	0	1	1	8	4.0
Lin	4-3	84	6-24	.250	2-12	.167	2-2	1.000	0-8-8	2.0	8	2.0	9-0	2	8	1	16	4.0
Smith	5-1	59	6-9	.667	0-0	—	6-12	.500	7-6-13	2.6	0	0.0	9-0	2	4	2	18	3.6
Anderson	2-0	18	1-5	.200	0-3	.000	0-0	—	1-3-4	2.0	0	0.0	2-0	0	0	0	2	1.0
ROCKETS	6	1440	206-486	.424	70-202	.347	118-166	.711	65-196-261	43.5	108	18.0	139-0	35	95	33	600	100.0
OPPONENTS	6	1440	223-496	.450	61-170	.359	128-151	.848	58-197-255	42.5	121	20.2	148-0	47	77	44	635	105.8

243 Games — Overall Record: 118-125

Rockets

Year	G	FGM-A	Pct.	3FGM-A	Pct.	FTM-A	Pct.	Rebounds Off	Def	Tot	Avg.	AST	Avg.	PF-D	ST	TO	BL	TP	Avg.
1969	6	247-531	.463	—	—	145-212	.684	—	—	296	49.3	113	18.8	154-1	—	—	—	637	106.2
1975	8	346-714	.485	—	—	176-220	.800	105	227	332	41.5	211	26.4	295-3	65	146	29	868	108.5
1977	12	549-1111	.494	—	—	209-283	.739	200	356	556	46.3	280	23.3	305-6	94	224	41	1307	108.9
1979	2	72-187	.385	—	—	53-66	.803	51	50	101	50.5	36	18.0	52-1	17	37	20	197	98.5
1980	7	288-608	.474	7-33	.212	132-164	.805	102	197	299	42.7	176	25.1	172-2	44	121	33	715	102.1
1981	21	819-1796	.456	8-32	.250	413-550	.751	309	547	856	40.8	474	22.6	466-4	174	296	113	2059	98.0
1982	3	107-271	.395	0-9	.000	47-61	.770	56	81	137	45.7	58	19.3	66-0	16	28	17	261	87.0
1985	5	214-495	.432	3-22	.136	89-157	.567	110	174	284	56.8	105	21.0	147-3	44	80	34	520	104.0
1986	20	894-1845	.485	13-50	.260	425-594	.715	337	609	946	47.3	568	28.5	462-6	172	303	149	2226	111.3
1987	10	411-833	.493	8-43	.186	267-346	.772	141	294	435	43.5	252	25.2	258-6	62	181	72	1097	109.7
1988	4	156-345	.452	9-25	.360	97-118	.822	64	112	176	44.0	79	19.8	90-1	32	59	17	418	104.5
1989	4	160-339	.472	11-29	.379	95-130	.731	51	106	157	39.3	97	24.3	100-1	37	66	21	426	106.5
1990	4	153-338	.453	11-40	.275	74-111	.667	61	95	156	39.0	91	22.8	87-0	36	58	26	391	97.8
1991	3	115-249	.462	12-39	.308	38-49	.776	36	86	122	40.7	73	24.3	72-0	21	47	13	280	93.3
1993	12	449-941	.477	64-171	.374	211-273	.773	136	362	498	41.5	298	24.8	237-3	101	212	86	1173	97.8
1994	23	838-1816	.461	149-410	.363	409-533	.767	232	720	952	41.4	570	24.8	496-5	168	331	143	2234	97.1
1995	22	849-1757	.483	189-483	.391	467-619	.754	211	649	860	39.1	555	25.2	545-6	168	264	128	2354	107.0
1996	8	291-659	.442	61-183	.333	139-189	.735	73	235	308	38.5	193	24.1	169-2	80	110	40	782	97.8
1997	16	565-1233	.458	142-392	.362	349-455	.767	196	468	664	41.5	370	23.1	350-4	123	243	70	1621	101.3
1998	5	145-377	.385	24-93	.258	109-149	.732	56	156	212	42.4	81	16.2	119-2	36	65	25	423	84.6
1999	4	135-325	.415	31-85	.365	87-114	.763	53	130	183	45.8	82	20.5	104-1	30	53	18	388	97.0
2004	5	159-372	.427	23-76	.303	82-114	.719	48	174	222	44.4	86	17.2	114-4	26	84	18	423	84.6
2005	7	245-526	.466	50-124	.403	143-181	.790	75	189	264	37.7	126	18.0	173-3	51	100	41	683	97.6
2007	7	208-507	.410	50-156	.321	145-184	.788	69	222	291	41.6	127	18.1	135-1	49	104	29	611	87.3
2008	6	193-472	.409	35-120	.292	107-157	.682	78	174	252	42.0	93	15.5	127-2	41	65	33	528	88.0
2009	13	442-989	.447	86-262	.328	219-285	.768	126	401	527	40.5	221	17.0	261-0	80	185	41	1189	91.5
2013	6	206-486	.424	70-202	.347	118-166	.711	65	196	261	43.5	108	18.0	139-0	35	95	33	600	100.0
Totals	243	9256-20122	.460	1056-3079	.343	4845-6480	.748	3041	7010	10347	42.6	5523	22.7	5695-67	1802	3557	1290	24411	100.5

Opponents

Year	G	FGM-A	Pct.	3FGM-A	Pct.	FTM-A	Pct.	Rebounds Off	Def	Tot	Avg.	AST	Avg.	PF-D	ST	TO	BL	TP	Avg.
1969	6	254-585	.434	—	—	144-223	.646	—	—	323	53.8	112	18.7	162-1	—	—	—	652	108.7
1975	8	346-713	.485	—	—	171-208	.822	111	237	348	43.5	208	26.0	193-4	62	147	24	863	107.9
1977	12	536-1086	.494	—	—	233-338	.689	161	334	495	41.3	279	23.3	281-4	82	207	59	1305	108.8
1979	2	83-182	.456	—	—	43-59	.729	40	67	107	53.5	55	27.5	58-2	14	32	15	209	104.5
1980	7	305-613	.498	8-33	.242	145-178	.815	94	190	284	40.6	183	26.1	169-1	60	96	28	763	109.0
1981	21	835-1743	.479	9-54	.167	389-534	.728	293	616	909	43.3	508	24.2	490-9	148	341	117	2068	98.5
1982	3	113-263	.430	1-4	.250	49-68	.721	55	96	151	50.3	80	26.7	66-1	17	32	5	276	92.0
1985	5	80-418	.431	8-28	.286	153-188	.814	66	169	235	47.0	116	23.2	126-0	36	96	43	521	104.2
1986	20	842-1808	.466	38-124	.306	427-545	.783	301	571	872	43.6	534	26.7	480-3	175	329	101	2149	107.4
1987	10	414-915	.452	20-65	.308	233-307	.759	161	274	435	43.5	252	25.2	278-5	99	141	44	1081	108.1
1988	4	168-337	.499	6-23	.261	86-112	.768	56	115	171	42.8	99	24.8	92-1	36	62	24	428	107.0
1989	4	163-345	.472	9-38	.237	90-119	.756	62	116	178	44.5	98	24.5	105-1	35	66	35	425	106.3
1990	4	165-303	.545	12-37	.324	80-105	.762	38	115	153	38.3	105	26.3	80-0	33	66	27	422	105.5
1991	3	111-230	.483	12-35	.343	63-80	.788	28	82	110	36.7	72	24.0	55-0	22	42	19	297	99.0
1993	12	460-1047	.439	41-108	.380	194-278	.698	193	318	511	42.6	277	23.1	248-4	128	160	49	1155	96.3
1994	23	815-1932	.422	111-334	.332	421-566	.744	335	678	1013	44.0	510	22.2	488-3	176	281	112	2162	94.0
1995	22	836-1789	.467	136-388	.351	485-653	.743	277	686	963	43.8	506	23.0	524-4	153	302	87	2293	104.2
1996	8	302-649	.465	73-181	.403	144-194	.742	87	274	361	45.1	195	24.4	166-2	64	127	39	821	102.6
1997	16	584-1304	.448	92-256	.359	332-409	.812	212	433	645	40.3	358	22.4	378-6	141	198	67	1592	99.5
1998	5	168-368	.457	17-45	.378	104-150	.693	48	171	219	43.8	106	21.2	119-0	39	68	29	457	91.4
1999	4	151-322	.469	25-66	.379	70-110	.636	44	119	163	40.8	93	23.3	87-1	20	52	34	397	99.3
2004	5	169-394	.429	23-67	.343	89-140	.636	50	152	202	40.4	122	24.4	108-0	50	52	20	450	90.0
2005	7	240-535	.449	53-122	.434	169-211	.801	94	195	289	41.3	120	17.1	160-5	49	93	34	702	100.3
2007	7	249-561	.444	26-87	.299	109-146	.747	74	215	289	41.3	160	22.9	160-3	49	84	34	633	90.4
2008	6	203-454	.447	32-89	.360	105-152	.691	77	184	261	43.5	111	18.5	131-0	33	74	37	543	90.5
2009	13	459-1020	.450	76-209	.364	214-288	.743	143	383	526	40.5	207	15.9	278-3	101	151	92	1208	92.9
2013	6	223-496	.450	61-170	.359	128-151	.848	58	197	255	42.5	121	20.2	148-0	47	77	44	635	105.8
Totals	243	9274-20412	.454	889-2563	.347	4870-6512	.748	3158	6987	10468	43.1	5587	23.0	5630-63	1869	3376	1219	24507	100.9

Rockets All-Time Playoff Leaders

(Current Rockets Players Bolded)

Scoring Average (min. 20 games)

	Player	G	Points	Avg.
1.	Tracy McGrady	20	554	27.7
2.	Hakeem Olajuwon	140	3,727	26.6
3.	Moses Malone	45	1,089	24.2
4.	Yao Ming	28	555	19.8
5.	Ralph Sampson	35	691	19.7
6.	Clyde Drexler	51	948	18.6
7.	Calvin Murphy	51	945	18.5
8.	Charles Barkley	24	416	17.3
9.	Mike Newlin	22	325	14.8
10.	Lewis Lloyd	25	367	14.7

FT Percentage (min. 15 made)

	Player	FTM	FTA	Pct.
1.	Winston Garland	17	17	1.000
2.	Mike James	23	24	.958
3.	Eddie Johnson	30	32	.938
4.	Calvin Murphy	165	177	.932
5.	Matt Bullard	16	18	.889
6.	Shane Battier	37	42	.881
7.	Von Wafer	19	22	.864
8.	Allen Leavell	113	131	.863
9.	Mike Dunleavy	43	50	.860
10.	Cuttino Mobley	18	21	.857

FG Percentage (min. 50 made)

	Player	FGM	FGA	Pct.
1.	Otis Thorpe	257	429	.599
2.	Rodney McCray	196	368	.533
3.	Hakeem Olajuwon	1,492	2,825	.528
4.	Carl Landry	50	96	.521
5.	Yao Ming	195	376	.519
6.	Ralph Sampson	274	547	.501
7.	Mike Newlin	135	270	.500
8.	Mitchell Wiggins	105	212	.495
9.	Chucky Brown	59	121	.488
10.	Moses Malone	409	840	.487

3-Point Percentage (min. 10 made)

	Player	3PM	3PA	Pct.
1.	Jon Barry	11	23	.478
2.	David Wesley	10	21	.476
3.	**Francisco Garcia**	**17**	**37**	**.459**
4.	Matt Bullard	23	51	.451
5.	Kenny Smith	117	261	.448
6.	**Chandler Parsons**	**16**	**40**	**.400**
7.	Shane Battier	48	122	.393
8.	Mario Elie	74	190	.389
9.	Robert Horry	108	282	.383
10.	Allen Leavell	13	34	.382

Games

1.	Hakeem Olajuwon	140
2.	Mario Elie	74
3.	Robert Reid	72
4.	Kenny Smith	68
5.	Robert Horry	65
6.	Allen Leavell	63
7.	Sam Cassell	52
8.	Clyde Drexler	51
	Calvin Murphy	51
10.	Otis Thorpe	46

Rebounds

1.	Hakeem Olajuwon	1,602
2.	Moses Malone	697
3.	Robert Horry	415
4.	Otis Thorpe	409
5.	Ralph Sampson	386
6.	Robert Reid	383
7.	Clyde Drexler	332
8.	Charles Barkley	268
9.	Yao Ming	261
10.	Rodney McCray	258

Blocks

1.	Hakeem Olajuwon	468
2.	Moses Malone	81
3.	Robert Horry	75
4.	Ralph Sampson	55
5.	Yao Ming	42
6.	Robert Reid	41
7.	Rodney McCray	32
	Billy Paultz	32
9.	Clyde Drexler	29
10.	Dikembe Mutombo	23

Minutes

1.	Hakeem Olajuwon	5,663
2.	Robert Reid	2,699
3.	Robert Horry	2,301
4.	Kenny Smith	2,043
5.	Mario Elie	1,981
6.	Moses Malone	1,962
7.	Clyde Drexler	1,946
8.	Otis Thorpe	1,705
9.	Calvin Murphy	1,660
10.	Rodney McCray	1,611

Steals

1.	Hakeem Olajuwon	238
2.	Robert Horry	106
3.	Robert Reid	105
4.	Clyde Drexler	88
5.	Calvin Murphy	79
6.	Allen Leavell	57
7.	Kenny Smith	54
8.	Mario Elie	52
9.	Sam Cassell	48
10.	Vernon Maxwell	38

FG Made

1.	Hakeem Olajuwon	1,492
2.	Robert Reid	427
3.	Moses Malone	409
4.	Calvin Murphy	388
5.	Clyde Drexler	330
6.	Robert Horry	275
7.	Ralph Sampson	274
8.	Kenny Smith	268
9.	Otis Thorpe	257
10.	Vernon Maxwell	219

Points

1.	Hakeem Olajuwon	3,727
2.	Moses Malone	1,089
3.	Robert Reid	1,019
4.	Clyde Drexler	948
5.	Calvin Murphy	945
6.	Robert Horry	785
7.	Kenny Smith	780
8.	Ralph Sampson	691
9.	Mario Elie	630
10.	Otis Thorpe	626

Assists

1.	Hakeem Olajuwon	456
2.	Robert Reid	333
3.	Kenny Smith	305
4.	Clyde Drexler	251
5.	Robert Horry	220
6.	Sam Cassell	216
7.	Calvin Murphy	213
8.	Allen Leavell	203
9.	Rodney McCray	201
10.	Mario Elie	173

Rockets All-Time Playoff Leaders

FG Attempted

1.	Hakeem Olajuwon	2,825
2.	Robert Reid	974
3.	Moses Malone	840
4.	Calvin Murphy	817
5.	Clyde Drexler	749
6.	Robert Horry	627
7.	Kenny Smith	586
8.	Vernon Maxwell	575
9.	Ralph Sampson	547
10.	Tracy McGrady	477

3-Pointers Made

1.	Kenny Smith	117
2.	Robert Horry	108
3.	Clyde Drexler	82
4.	Mario Elie	74
5.	Vernon Maxwell	73
6.	Sam Cassell	49
7.	Shane Battier	48
	Matt Maloney	48
9.	Tracy McGrady	31
10.	**Aaron Brooks**	**28**

3-Pointers Attempted

1.	Robert Horry	282
2.	Clyde Drexler	261
	Kenny Smith	261
4.	Vernon Maxwell	239
5.	Mario Elie	190
6.	Sam Cassell	134
7.	Matt Maloney	128
8.	Shane Battier	122
9.	Tracy McGrady	106
10.	**Aaron Brooks**	**83**
	Ron Artest	83

Free Throws Made

1.	Hakeem Olajuwon	739
2.	Moses Malone	271
3.	Clyde Drexler	206
4.	Calvin Murphy	165
	Yao Ming	165
6.	Sam Cassell	158
7.	Robert Reid	157
8.	Mario Elie	144
9.	Ralph Sampson	140
10.	Charles Barkley	135

Free Throws Attempted

1.	Hakeem Olajuwon	1,028
2.	Moses Malone	375
3.	Clyde Drexler	265
4.	Robert Reid	217
5.	Ralph Sampson	198
	Yao Ming	198
7.	Sam Cassell	188
8.	Charles Barkley	185
9.	Robert Horry	179
10.	Calvin Murphy	177

Best Playoff Series

(Current Rockets Players Bolded)

Scoring

Player	Series	G	Points	Avg.
Hakeem Olajuwon	Dallas, 1988	4	150	37.5
Hakeem Olajuwon	San Antonio, 1995	6	212	35.3
Hakeem Olajuwon	Utah, 1995	5	175	35.0
Hakeem Olajuwon	Portland, 1994	4	136	34.0
Hakeem Olajuwon	Orlando, 1995	4	131	32.8
Moses Malone	L.A. Lakers, 1981	3	94	31.6
Hakeem Olajuwon	L.A. Lakers, 1986	5	155	31.0
Hakeem Olajuwon	Seattle, 1987	6	183	30.5
Tracy McGrady	Dallas, 2005	7	215	30.7
Hakeem Olajuwon	L.A. Clippers, 1993	5	146	29.2

Field Goal Percentage

Player	Series	G	FGM-A	Pct.
Chuck Hayes	Utah, 2007	7	12-17	.706
Otis Thorpe	Seattle, 1993	5	44-67	.657
Yao Ming	Dallas, 2005	7	55-84	.655
Mark Bryant	L.A. Lakers, 1996	4	13-20	.650
Mario Elie	Orlando, 1995	4	24-37	.649
Otis Thorpe	Seattle, 1989	4	24-37	.649

Free Throw Percentage

Player	Series	G	FTM-A	Pct.
Calvin Murphy	San Antonio, 1981	7	23-23	1.000
Kenny Smith	Utah, 1995	5	18-18	1.000
Mike James	Dallas, 2005	7	23-24	.958
Calvin Murphy	L.A. Lakers, 1981	3	19-20	.950
Calvin Murphy	New York, 1975	3	16-17	.941

Rebounds

Player	Series	G	Reb.	Avg.
Moses Malone	Atlanta, 1979	2	41	20.5
Moses Malone	San Antonio, 1980	3	53	17.7
Moses Malone	Philadelphia, 1977	6	103	17.2
Hakeem Olajuwon	Dallas, 1988	4	67	16.8
Moses Malone	Washington, 1977	6	100	16.7

Assists

Player	Series	G	Ast.	Avg.
Sleepy Floyd	L.A. Lakers, 1990	4	41	10.3
Allen Leavell	Portland, 1987	4	39	9.8
Tom Henderson	San Antonio, 1980	3	28	9.3
Robert Reid	Boston, 1986	6	52	8.7
Rodney McCray	L.A. Lakers, 1986	5	41	8.2

Playoff 40-Point Club

(Current Rockets Players Bolded)

Rockets

Player	Date	Opponent	TP
Hakeem Olajuwon	May 14, 1987	at Seattle (2OT)	49
Hakeem Olajuwon	May 1, 1994	vs. Portland	46
Hakeem Olajuwon	April 27, 1995	at Utah	45
Hakeem Olajuwon	May 26, 1995	vs. San Antonio	43
Calvin Murphy	April 17, 1981	at San Antonio	42
Moses Malone	April 26, 1981	vs. Kansas City	42
Sleepy Floyd	April 30, 1988	at Dallas	42
Hakeem Olajuwon	May 30, 1995	at San Antonio	42
Moses Malone	April 10, 1981	vs. San Antonio	41
Hakeem Olajuwon	April 30, 1988	at Dallas	41
Hakeem Olajuwon	May 25, 1994	vs. Utah	41
Clyde Drexler	May 5, 1995	vs. Utah	41
Hakeem Olajuwon	May 24, 1995	at San Antonio	41
Calvin Murphy	April 29, 1977	vs. Washington	40
Hakeem Olajuwon	May 16, 1986	vs. L.A. Lakers	40
Hakeem Olajuwon	May 5, 1988	vs. Dallas	40
Hakeem Olajuwon	May 5, 1995	vs. Utah	40
Tracy McGrady	May 2, 2008	at Utah	40

Opponents

Player	Date	Opponent	TP
Kevin Johnson	May 20, 1995	at Phoenix	46
George Gervin	April 4, 1980	at San Antonio	44
Kevin Johnson	May 14, 1995	vs. Phoenix	43
Alex English	May 8, 1986	at Denver (2OT)	42
Brandon Roy	April 21, 2009	at Portland	42
Carlos Boozer	April 23, 2007	vs. Utah	41
Kevin Durant	April 27, 2013	vs. Oklahoma City	41
Kobe Bryant	May 6, 2009	at L.A. Lakers	40

Playoff Statistical Achievements

30 Points/20 Rebounds Club

Player	Opponent	Date	Pts.	Reb.
Elvin Hayes	vs. Atlanta	April 4, 1969	30	20
Moses Malone	vs. Washington	April 21, 1977	31	26
Moses Malone	vs. Philadelphia	May 11, 1977	30	25
Moses Malone	vs. San Antonio	April 6, 1980	37	20
Moses Malone	at L.A. Lakers	April 1, 1981	38	23
Moses Malone	vs. Kansas City	April 26, 1981	42	23
Hakeem Olajuwon	at Seattle (2OT)	May 14, 1987	49	25
Hakeem Olajuwon	at Dallas	April 30, 1988	41	26
Hakeem Olajuwon	vs. L.A. Clippers	May 8, 1993	31	21
Charles Barkley	vs. L.A. Lakers	May 13, 1999	30	23

30-30 Club

(Two Rockets scoring 30 points or more in the same game)

Player	Pts.	Player	Pts.	Opponent	Date
Calvin Murphy	35	Mike Newlin	31	vs. Boston	April 22, 1975
Moses Malone	37	Calvin Murphy	33	vs. San Antonio	April 6, 1980
Calvin Murphy	36	Moses Malone	34	at San Antonio	April 14, 1981
Hakeem Olajuwon	36	Ralph Sampson	33	vs. Denver	May 6, 1986
Sleepy Floyd	42	Hakeem Olajuwon	41	at Dallas	April 30, 1988
Kenny Smith	32	Clyde Drexler	30	at Utah	April 29, 1995
Clyde Drexler	41	Hakeem Olajuwon	40	vs. Utah	May 5, 1995
Hakeem Olajuwon	33	Clyde Drexler	31	at Utah	May 7, 1995
Hakeem Olajuwon	42	Sam Cassell	30	at San Antonio	May 30, 1995
Hakeem Olajuwon	34	Sam Cassell	31	at Orlando	June 9, 1995
Scottie Pippen	37	Charles Barkley	30	vs. L.A. Lakers	May 13, 1999

Triple-Double Club

Rockets: Ralph Sampson vs. Denver (May 6, 1986) 33 pts., 17 rebs., 10 asts.
Rodney McCray vs. Seattle (May 12, 1987) 24 pts., 10 rebs., 11 asts.
Hakeem Olajuwon vs. L.A. Lakers (April 29, 1990) 11 pts., 11 rebs., 10 blks.
Steve Francis vs. L.A. Lakers (April 19, 2004) 18 pts., 10 rebs., 12 asts.

Opponents: Larry Bird (Boston) June 1, 1986; 25 pts., 15 rebs., 11 asts.
Larry Bird (Boston) June 8, 1986; 29 pts., 11 rebs., 12 asts.
Earvin Johnson (L.A. Lakers) May 18, 1986; 20 pts., 12 rebs., 11 asts.

Rockets Playoff Team Records

Most Points Scored

Game:	141	at San Antonio	4/6/80
Half:	83	vs. San Antonio, 2nd	4/6/80
Quarter:	45	vs. San Antonio, 3rd	4/6/80

Fewest Points Scored

Game:	67	at Utah	4/26/07
Half:	25	at Utah, 2nd	4/26/07
Quarter:	8	vs. Phoenix, 4th	5/11/94

Largest Victory Margin

Game:	33 (118-85)	vs. Phoenix	5/13/95

Most Field Goals Made

Game:	58	vs. Washington	4/21/77
	58	vs. San Antonio	4/6/80

Fewest Field Goals Made

Game:	21	at Utah	4/26/07

Most Field Goals Attempted

Game:	114	vs. Washington	4/21/77

Fewest Field Goals Attempted

Game:	64	at Utah	4/26/07

Highest Field Goal Percentage

Game:	.627 (47-75)	vs. L.A. Clippers	4/29/93

Lowest Field Goal Percentage

Game:	.304 (24-79)	vs. Boston	5/9/81

Most 3-Point Field Goals Made

Game:	19	at Utah	4/29/95

Most 3-Point Field Goals Attempted

Game:	37	vs. Oklahoma City	4/27/13

Highest 3-Point Field Goal Percentage

Game:	.679 (19-28)	at Utah	4/29/95

Most Free Throws Made

Game:	39	vs. Portland	4/28/87

Fewest Free Throws Made

Game:	3	vs. Washington	4/19/77

Most Free Throws Attempted

Game:	47	vs. Utah	5/5/95

Fewest Free Throws Attempted

Game:	6	vs. Washington	4/19/77

Highest Free Throw Percentage

Game:	.955 (21-22)	vs. L.A. Lakers	4/5/81

Lowest Free Throw Percentage

Game:	.462 (6-13)	at Seattle	5/4/96

Most Rebounds

Game:	66	vs. Denver	5/6/86



Most Offensive Rebounds

Game:	28	vs. Philadelphia	4/11/77
	28	vs. Boston	5/10/81

Most Defensive Rebounds

Game:	44	vs. Denver	5/6/86

Most Assists

Game:	39	at L.A. Lakers	5/13/86

Fewest Assists

Game:	10	vs. Boston	5/9/81
	10	at Utah	5/2/08

Most Steals

Game:	17	at Kansas City	4/21/81

Most Blocked Shots

Game:	14	vs. L.A. Clippers	4/29/93

Most Turnovers

Game:	25	at Portland	4/26/87
	25	vs. L.A. Clippers	5/8/93

Fewest Turnovers

Game:	5	vs. L.A. Lakers	4/30/96

Opponents Playoff Team Records

Most Points Scored

Game:	138	vs. Boston	4/14/80
Half:	75	at Phoenix, 1st	5/9/95
Quarter:	43	at Dallas, 4th	4/28/88
	43	at Phoenix, 2nd	5/9/95

Fewest Points Scored

Game:	69	vs. Utah	4/29/08
Half:	31	at Utah, 1st	5/29/94
Quarter:	9	at L.A. Lakers, 3rd	4/17/04

Largest Victory Margin

Game:	40 (116-76)	at Dallas	5/7/05
	40 (118-78)	at L.A. Lakers	5/12/09

Most Field Goals Made

Game:	54	at Boston	4/24/75
	54	at Philadelphia	5/5/77

Fewest Field Goals Made

Game:	24	at Dallas	4/23/05

Most Field Goals Attempted

Game:	109	at Denver	5/8/86

Fewest Field Goals Attempted

Game:	64	at Kansas City	4/21/81

Highest Field Goal Percentage

Game:	.633 (50-79)	vs. Boston	5/14/81

Lowest Field Goal Percentage

Game:	.329 (25-76)	at L.A. Lakers	4/17/04

Most 3-Point Field Goals Made

Game:	20	at Seattle	5/6/96

Most 3-Point Field Goals Attempted

Game:	35	at Oklahoma City	4/24/13

Most Free Throws Made

Game:	39	at Utah	4/24/85

Fewest Free Throws Made

Game:	5	vs. L.A. Clippers	5/8/93

Most Free Throws Attempted

Game:	50	at Utah	4/24/85

Fewest Free Throws Attempted

Game:	8	vs. L.A. Clippers	5/8/93

Highest Free Throw Percentage

Game:	1.000 (17-17)	vs. Portland	4/26/09
	1.000 (16-16)	vs. Oklahoma City	5/3/13

Lowest Free Throw Percentage

Game:	.464 (13-28)	vs. Atlanta	4/1/69



Most Rebounds

Game:	66	at Phoenix	5/16/95

Most Offensive Rebounds

Game:	27	vs. Utah	4/28/85
	27	vs. Sacramento	4/17/86

Most Defensive Rebounds

Game:	44	at Phoenix	5/16/95

Most Assists

Game:	39	vs. L.A. Lakers	5/16/86

Most Steals

Game:	16	at Portland	4/26/87

Most Blocked Shots

Game:	14	at San Antonio	4/8/81

Most Turnovers

Game:	26	at New York	4/10/75
	26	at Kansas City	4/21/81

Fewest Turnovers

Game:	5	vs. Minnesota	4/24/97
	5	vs. L.A. Lakers	4/23/04
	5	at Utah	5/2/08

Rockets Playoff Individual Records

(Current Rockets Players Bolded)

Points

Game:	49	Hakeem Olajuwon	at Seattle (2OT)	5/14/87
Half:	31	Vernon Maxwell	at Phoenix, 2nd	5/13/94
Quarter:	18	Hakeem Olajuwon	vs. Utah, 1st	5/5/95

Note: Twice in Houston Rockets history, two players have scored 40 or more points in the same playoff game é Eric Floyd (42) and Hakeem Olajuwon (41) accomplished this feat at Dallas (4/30/88) é Clyde Drexler (41) and Olajuwon (40) also did this vs. Utah (5/5/95) é these were the second and third times in NBA Playoff history that two teammates scored 40 or more points in the same game é Elgin Baylor (45) and Jerry West (41) did it with Los Angeles at Detroit (3/19/62) in Game Four of the Western Semifinals (Pistons won, 118-117).

Most Field Goals Made

Game:	20	Hakeem Olajuwon	at Utah	4/27/95

Most Field Goals Attempted

Game:	34	Moses Malone	at L.A. Lakers	4/1/81
	34	Moses Malone	vs. Kansas City	4/26/81
	34	Hakeem Olajuwon	vs. Phoenix	5/14/95

Highest Field Goal Percentage

Game:	1.000 (9-9)	Yao Ming	at Portland	4/18/09
	.929 (13-14)	Yao Ming	at Dallas	4/25/05

Most 3-Point Field Goals Made

Game:	8	Matt Maloney	at Seattle	5/11/97
Consecutive:	**7**	**James Harden**	**at Oklahoma City**	**5/1/13**

Most 3-Point Field Goals Attempted

Game:	13	Vernon Maxwell	at L.A. Lakers	4/27/91
	13	Matt Maloney	at Seattle	5/11/97

Most Free Throws Made

Game:	18	Moses Malone	at San Antonio	4/14/81
	18	Hakeem Olajuwon	vs. L.A. Clippers	5/1/93

Most Free Throws Attempted

Game:	20	Moses Malone	at San Antonio	4/14/81
	20	Hakeem Olajuwon	vs. L.A. Lakers	5/18/86
	20	Hakeem Olajuwon	vs. L.A. Clippers	5/1/93
	20	Hakeem Olajuwon	at Utah	5/7/95
	20	**James Harden**	**at Oklahoma City**	**4/24/13**

Highest Free Throw Percentage

Game:	1.000 (13-13*)	Hakeem Olajuwon *Most attempts no misses	vs. Utah	5/25/94

Most Rebounds

Game:	26	Moses Malone	vs. Washington	4/21/77
	26	Hakeem Olajuwon	at Dallas	4/30/88

Most Offensive Rebounds

Game:	15	Moses Malone	vs. Washington	4/21/77

Most Defensive Rebounds

Game:	19	Jim Jackson	vs. L.A. Lakers	4/25/04
	19	Hakeem Olajuwon	at Dallas	4/30/88

Most Assists

Game:	18	Sleepy Floyd	vs. L.A. Lakers	5/1/90

Most Steals

Game:	7	Robert Horry	at Orlando	6/9/95

Most Blocked Shots

Game:	10	Hakeem Olajuwon	at L.A. Lakers	4/29/90

Most Turnovers

Game:	**10**	**James Harden**	**vs. Oklahoma City**	**4/29/13**

Opponents Playoff Individual Records

Points

Game:	46	Kevin Johnson	at Phoenix	5/20/95
Half:	32	Mark Aguirre	vs. Dallas, 2nd	5/5/88
Quarter:	27	Mark Aguirre	vs. Dallas, 3rd	5/5/88

Most Field Goals Made

Game:	19	George Gervin	at San Antonio	4/4/80

Most Field Goals Attempted

Game:	31	Kevin Johnson	at Phoenix	5/15/94
	31	Kobe Bryant	at L.A. Lakers	5/4/09

Highest Field Goal Percentage

Game:	.900 (9-10)	Nate Archibald	vs. Boston	4/13/80

Most 3-Point Field Goals Made

Game:	6	Jason Terry	vs. Dallas	4/30/05
	6	Deron Williams	at Utah	5/2/08

Most 3-Point Field Goals Attempted

Game:	12	Nick Anderson	vs. Orlando	6/11/95
	12	Gary Payton	at Seattle	5/4/96

Most Free Throws Made

Game:	21	Kevin Johnson	at Phoenix	5/20/95

Most Free Throws Attempted

Game:	22	Kevin Johnson	at Phoenix	5/20/95

Highest Free Throw Percentage

Game:	1.000 (13-13)	George Gervin	vs. San Antonio	4/6/80
	1.000 (13-13)	Adrian Dantley	vs. Utah	4/28/85
	1.000 (13-13)	Brandon Roy	vs. Portland	4/26/09

Most Rebounds

Game:	24	Dave Cowens	vs. Boston	4/22/75

Most Offensive Rebounds

Game:	12	Dennis Rodman	vs. San Antonio	5/28/95
	12	Dean Garrett	at Minnesota	4/29/97

Most Defensive Rebounds

Game:	20	Dave Cowens	vs. Boston	4/22/75

Most Assists

Game:	21	Earvin Johnson	at L.A. Lakers	4/27/91

Most Steals

Game:	6	4x: last Hersey Hawkins	vs. Seattle	5/7/97

Most Blocked Shots

Game:	10	Mark Eaton	at Utah	4/26/85

Most Turnovers

Game:	8	Kevin Johnson	vs. Phoenix	5/8/94
	8	Shawn Kemp	vs. Seattle	5/17/97

Team Playoff Series Records

	3-Game Series	4-Game Series	5-Game Series	6-Game Series	7-Game Series
Field Goals Made	139 vs. San Antonio, 1980	173 vs. Portland, 1987	218 vs. Boston, 1975	292 vs. Denver, 1986	300 vs. San Antonio, 1981
Field Goals Attempted	285 vs. L.A. Lakers, 1981	345 vs. Dallas, 1988	495 vs. Utah, 1985	592 vs. Denver, 1986	595 vs. Phoenix, 1994
FT Made	68 vs. Minnesota, 1997	102 vs. Portland, 1987	125 vs. Utah, 1995	165 vs. Seattle, 1987	165 vs. San Antonio, 1981
FT Attempted	90 vs. Minnesota, 1997 vs. Sacramento, 1986	130 vs. Seattle, 1989	166 vs. Utah, 1995	218 vs. Seattle, 1987	214 vs. San Antonio, 1981
Highest FT Pct.	.814 vs. New York, 1975	.882 vs. Boston, 1980	.798 vs. Utah, 1994	.785 vs. Utah, 1997	.794 vs. Seattle, 1993
Lowest FT Pct.	.678 vs. Sacramento, 1986	.667 vs. L.A. Lakers, 1990	.567 vs. Utah, 1985	.665 vs. Denver, 1986	.736 vs. Phoenix, 1994
Most 3-Pt. FG Made	35 vs. Minnesota, 1997	43 vs. Seattle, 1996	47 vs. Utah, 1995	70 vs. Oklahoma City, 2013	62 vs. Seattle, 1997
Most 3-Pt. FG Attempted	81 vs. Minnesota, 1997	118 vs. Seattle, 1996	99 vs. Utah, 1995	202 vs. Oklahoma City, 2013	180 vs. Seattle, 1997
Highest 3-Pt. FG Pct.	.432 vs. Minnesota, 1997	.437 vs. Portland, 1994	.475 vs. Utah, 1995	.371 vs. Portland, 2009	.403 vs. Dallas, 2005
Rebounds	148 vs. L.A. Lakers, 1981	183 vs. L.A. Lakers, 1999	284 vs. Utah, 1985	327 vs. Denver, 1986	308 vs. Phoenix, 1994
Assists	87 vs. Minnesota, 1997	118 vs. Portland, 1987	147 vs. L.A. Lakers, 1986	180 vs. Denver, 1986	209 vs. Phoenix, 1994
Steals	33 vs. Sacramento, 1986	43 vs. L.A. Lakers, 1996	52 vs. Kansas City, 1981	54 vs. Boston, 1986	63 vs. Seattle, 1997
Blocks	23 vs. Sacramento, 1986	31 vs. Portland, 1987	44 vs. L.A. Clippers, 1993	50 vs. Denver, 1986	49 vs. Phoenix, 1994
Most Points — Team	337 vs. San Antonio, 1980	456 vs. Orlando, 1995	555 vs. L.A. Lakers, 1986	728 vs. Denver, 1986	768 vs. San Antonio, 1981
Fewest Points — Team	261 vs. Seattle, 1982	378 vs. Boston, 1980	423 vs. L.A. Lakers, 2004 vs. Utah, 1998	520 vs. Boston, 1981	603 vs. New York, 1994

WEST
13
2013

NATIONAL BASKETBALL ASSOCIATION
NBA ENTERTAINMENT
WOMEN'S NATIONAL BASKETBALL ASSOCIATION

New York
Olympic Tower
645 Fifth Avenue
New York, NY 10022
Telephone: ..... (212) 407-8000
Fax: ..... (212) 832-3861

New Jersey
100 Plaza Drive
Secaucus, NJ 07094
Telephone: ..... (201) 865-1500
Fax: ..... (201) 974-5973

INTERNATIONAL NBA OFFICES

CANADA
50 Bay Street, Suite 1402
Toronto, Ontario
Canada M5J 345
Telephone: ..... (416) 364-2030
Fax: ..... (416) 364-0205

EUROPE
Headquarters - NBA EMEA
125 Kensington High Street
London, W8 5SF, UK
Telephone: 011-44-20-7795-8921
Fax: 011-44-20-7795-8901

Spain
pq. Empresarial ÷La Fincaô
Edif. 15A, 28223
Pozuelo de Alarcon
Madrid, Spain
Telephone: 011-34-911-115-800
Fax: 011-34-917-995-182

Turkey
Tarakci Caddesi
Bele Gerden Stesi No8
Zekeriyaka Sariyer
Istanbul, Turkey
Telephone: 011-90-530-772-7975

AFRICA
Nelson Mandela Square, 2nd Floor
West Tower
Maude Street, Sandton
Johannesburg, South Africa
Telephone: 011-27-11-881-5980
Fax: 011-27-0-867-26-6351

INDIA
Parinee Crescenzo
1st Floor, C38 & C39
BCK, Mumbai 51
Telephone: 011-91-22-330-40608

LATIN AMERICA
Brazil
Praia de Botafogo, 501
Torre Pão de Açúcar ï 1st floor
Rio de Janeiro, RJ, Brazil
CEP: 22250-040
Telephone: 011-55-21-2586-6187

Mexico
Av. Santa Fe #94 A Tower 8th Floor.
(SAMARA building)
Col. Zedec Santa Fe.
Mexico City, Mexico 01210
Telephone: 011-52-55-88511146

ASIA/PACIFIC
China-Beijing
19th Floor, Office Tower 2,
China Central Place,
No. 79 Jianguo Road
Chaoyang District
Beijing 100025, China
Telephone: 011-86-10-5200-8200
Fax: 011-86-10-5200-8202

China-Shanghai
Unit 2703-08, 27/F,
Tower, 2, Plaza 66,
1366 Nanjing West Road
Shanghai 200040, China
Telephone: 011-86-21-6137-2200
Fax: 011-86-21-6288-9920

Hong Kong
3101, The Lee Gardens
33 Hysan Avenue
Causeway Bay, Hong Kong
Telephone: 011-852-2843-9600
Fax: 011-852-2536-4808

Taiwan
Suite 1303, No. 88, Section 2
Chung Hsiao East Road
Taipei, Taiwan ROC
Telephone: 011-886-2-2358-1900
Fax: 011-886-2-2358-1098

Korea
21F, Seoul Finance Center
136 Sejong-daero, Jung-gu
Seoul, Korea 100-768
Telephone: 011-822-3782 6837
Fax: 011-822-3782-4555

2013-2014 National Television Schedule

Date	Time (ET)	Away	Home	Network
10/29/13	8:00 PM	Chicago	Miami	TNT
10/29/13	10:30 PM	L.A. Clippers	L.A. Lakers	TNT
10/31/13	8:00 PM	New York	Chicago	TNT
10/31/13	10:30 PM	Golden State	L.A. Clippers	TNT
11/1/13	8:00 PM	Miami	Brooklyn	ESPN
11/1/13	10:30 PM	San Antonio	L.A. Lakers	ESPN
11/6/13	7:00 PM	Chicago	Indiana	ESPN
11/6/13	9:30 PM	Dallas	Oklahoma City	ESPN
11/7/13	7:00 PM	L.A. Clippers	Miami	TNT
11/7/13	**9:30 PM**	**L.A. Lakers**	**Houston**	**TNT**
11/13/13	8:00 PM	New York	Atlanta	ESPN
11/13/13	10:30 PM	Oklahoma City	L.A. Clippers	ESPN
11/14/13	**8:00 PM**	**Houston**	**New York**	**TNT**
11/14/13	10:30 PM	Oklahoma City	Golden State	TNT
11/15/13	8:00 PM	Minnesota	Denver	ESPN
11/15/13	10:30 PM	Detroit	Sacramento	ESPN
11/20/13	7:00 PM	Indiana	New York	ESPN
11/20/13	**9:30 PM**	**Houston**	**Dallas**	**ESPN**
11/21/13	8:00 PM	L.A. Clippers	Oklahoma City	TNT
11/21/13	10:30 PM	Chicago	Denver	TNT
11/22/13	8:00 PM	San Antonio	Memphis	ESPN
11/22/13	10:30 PM	Golden State	L.A. Lakers	ESPN
11/27/13	7:30 PM	Miami	Cleveland	ESPN
12/5/13	7:00 PM	New York	Brooklyn	TNT
12/5/13	9:30 PM	Miami	Chicago	TNT
12/6/13	7:30 PM	Denver	Boston	ESPN
12/11/13	8:00 PM	Chicago	New York	ESPN
12/11/13	10:30 PM	Dallas	Golden State	ESPN
12/12/13	8:00 PM	L.A. Clippers	Brooklyn	TNT
12/12/13	**10:30 PM**	**Houston**	**Portland**	**TNT**
12/13/13	8:00 PM	L.A. Lakers	Oklahoma City	ESPN
12/13/13	**10:30 PM**	**Houston**	**Golden State**	**ESPN**
12/18/13	7:00 PM	Indiana	Miami	ESPN
12/18/13	**9:30 PM**	**Chicago**	**Houston**	**ESPN**
12/19/13	8:00 PM	Chicago	Oklahoma City	TNT
12/19/13	10:30 PM	San Antonio	Golden State	TNT
12/20/13	**8:00 PM**	**Houston**	**Indiana**	**ESPN**
12/20/13	10:30 PM	Minnesota	L.A. Lakers	ESPN
12/25/13	12:00 PM	Chicago	Brooklyn	ESPN
12/25/13	2:30 PM	Oklahoma City	New York	ABC
12/25/13	5:00 PM	Miami	L.A. Lakers	ABC
12/25/13	**8:00 PM**	**Houston**	**San Antonio**	**ESPN**
12/25/13	10:30 PM	L.A. Clippers	Golden State	ESPN
12/26/13	**8:00 PM**	**Memphis**	**Houston**	**TNT**
12/26/13	10:30 PM	L.A. Clippers	Portland	TNT
1/8/14	7:00 PM	Dallas	San Antonio	ESPN
1/8/14	**9:30 PM**	**L.A. Lakers**	**Houston**	**ESPN**
1/9/14	8:00 PM	Miami	New York	TNT
1/9/14	10:30 PM	Oklahoma City	Denver	TNT
1/10/14	8:00 PM	Miami	Brooklyn	ESPN
1/10/14	10:30 PM	L.A. Lakers	L.A. Clippers	ESPN
1/15/14	8:00 PM	Utah	San Antonio	ESPN
1/15/14	10:30 PM	Denver	Golden State	ESPN
1/16/14	7:00 PM	New York	Indiana	TNT
1/16/14	**9:30 PM**	**Oklahoma City**	**Houston**	**TNT**
1/17/14	7:00 PM	L.A. Clippers	New York	ESPN
1/17/14	9:30 PM	Golden State	Oklahoma City	ESPN
1/20/14	2:30 PM	Brooklyn	New York	ESPN
1/20/14	8:00 PM	L.A. Lakers	Chicago	TNT
1/20/14	10:30 PM	Indiana	Golden State	TNT
1/22/14	7:00 PM	Chicago	Cleveland	ESPN
1/22/14	9:30 PM	Oklahoma City	San Antonio	ESPN
1/23/14	8:00 PM	L.A. Lakers	Miami	TNT
1/23/14	10:30 PM	Denver	Portland	TNT
1/24/14	8:00 PM	L.A. Clippers	Chicago	ESPN
1/26/14	1:00 PM	San Antonio	Miami	ABC
1/26/14	3:30 PM	L.A. Lakers	New York	ABC
1/26/14	6:30 PM	Brooklyn	Boston	ESPN
1/29/14	7:00 PM	Oklahoma City	Miami	ESPN
1/29/14	9:30 PM	Chicago	San Antonio	ESPN
1/30/14	8:00 PM	Cleveland	New York	TNT

Date	Time (ET)	Away	Home	Network
1/30/14	10:30 PM	L.A. Clippers	Golden State	TNT
1/31/14	8:00 PM	Oklahoma City	Brooklyn	ESPN
1/31/14	10:30 PM	Golden State	Utah	ESPN
2/1/14	8:30 PM	Miami	New York	ESPN
2/5/14	8:00 PM	Detroit	Orlando	ESPN
2/5/14	10:30 PM	Miami	L.A. Clippers	ESPN
2/6/14	8:00 PM	San Antonio	Brooklyn	TNT
2/6/14	10:30 PM	Chicago	Golden State	TNT
2/7/14	7:00 PM	Cleveland	Washington	ESPN
2/7/14	9:30 PM	Minnesota	New Orleans	ESPN
2/9/14	1:00 PM	New York	Oklahoma City	ABC
2/9/14	3:30 PM	Chicago	L.A. Lakers	ABC
2/13/14	8:00 PM	Brooklyn	Chicago	TNT
2/13/14	10:30 PM	Oklahoma City	L.A. Lakers	TNT
2/19/14	8:00 PM	Indiana	Minnesota	ESPN
2/19/14	**10:30 PM**	**Houston**	**L.A. Lakers**	**ESPN**
2/20/14	8:00 PM	Miami	Oklahoma City	TNT
2/20/14	**10:30 PM**	**Houston**	**Golden State**	**TNT**
2/21/14	8:00 PM	Denver	Chicago	ESPN
2/21/14	10:30 PM	Boston	L.A. Lakers	ESPN
2/23/14	1:00 PM	L.A. Clippers	Oklahoma City	ABC
2/23/14	3:30 PM	Chicago	Miami	ABC
2/23/14	9:00 PM	Brooklyn	L.A. Lakers	ESPN
2/26/14	8:00 PM	New Orleans	Dallas	ESPN
2/26/14	**10:30 PM**	**Houston**	**L.A. Clippers**	**ESPN**
2/27/14	8:00 PM	New York	Miami	TNT
2/27/14	10:30 PM	Brooklyn	Denver	TNT
2/28/14	8:00 PM	Golden State	New York	ESPN
2/28/14	10:30 PM	New Orleans	Phoenix	ESPN
3/2/14	1:00 PM	New York	Chicago	ABC
3/5/14	8:00 PM	New York	Minnesota	ESPN
3/5/14	10:30 PM	Atlanta	Portland	ESPN
3/6/14	8:00 PM	Miami	San Antonio	TNT
3/6/14	10:30 PM	L.A. Clippers	L.A. Lakers	TNT
3/7/14	7:00 PM	Memphis	Chicago	ESPN
3/7/14	**9:30 PM**	**Indiana**	**Houston**	**ESPN**
3/9/14	1:00 PM	Miami	Chicago	ABC
3/9/14	3:30 PM	Oklahoma City	L.A. Lakers	ABC
3/12/14	7:00 PM	Brooklyn	Miami	ESPN
3/12/14	9:30 PM	Portland	San Antonio	ESPN
3/13/14	**7:00 PM**	**Houston**	**Chicago**	**TNT**
3/13/14	9:30 PM	L.A. Lakers	Oklahoma City	TNT
3/16/14	**3:30 PM**	**Houston**	**Miami**	**ABC**
3/17/14	8:00 PM	Oklahoma City	Chicago	ESPN
3/17/14	10:30 PM	L.A. Clippers	Denver	ESPN
3/19/14	8:00 PM	Indiana	New York	ESPN
3/19/14	10:30 PM	San Antonio	L.A. Lakers	ESPN
3/25/14	8:00 PM	Oklahoma City	Dallas	TNT
3/25/14	10:30 PM	New York	L.A. Lakers	TNT
3/26/14	8:00 PM	Miami	Indiana	ESPN
3/26/14	10:30 PM	Memphis	Utah	ESPN
4/1/14	**8:00 PM**	**Houston**	**Brooklyn**	**TNT**
4/1/14	10:30 PM	Portland	L.A. Lakers	TNT
4/2/14	7:00 PM	Brooklyn	New York	ESPN
4/3/14	8:00 PM	San Antonio	Oklahoma City	TNT
4/3/14	10:30 PM	Dallas	L.A. Clippers	TNT
4/4/14	7:00 PM	Denver	Memphis	ESPN
4/4/14	**9:30 PM**	**Oklahoma City**	**Houston**	**ESPN**
4/6/14	1:00 PM	New York	Miami	ABC
4/6/14	3:30 PM	L.A. Lakers	L.A. Clippers	ABC
4/8/14	8:00 PM	Brooklyn	Miami	TNT
4/8/14	**10:30 PM**	**Houston**	**L.A. Lakers**	**TNT**
4/9/14	8:00 PM	Miami	Memphis	ESPN
4/9/14	10:30 PM	Oklahoma City	L.A. Clippers	ESPN
4/10/14	8:00 PM	San Antonio	Dallas	TNT
4/10/14	10:30 PM	Denver	Golden State	TNT
4/13/14	1:00 PM	Chicago	New York	ABC
4/15/14	8:00 PM	New York	Brooklyn	TNT
4/15/14	10:30 PM	Denver	L.A. Clippers	TNT
4/16/14	8:00 PM	Atlanta	Milwaukee	ESPN
4/16/14	10:30 PM	Golden State	Denver	ESPN

2012-2013 NBA Standings

Eastern Conference

ATLANTIC	W	L	PCT	GB	HOME	ROAD	LAST-10	STREAK
New York	54	28	.659	-	31-10	23-18	8-2	Won 1
Brooklyn	49	33	.598	5	26-15	23-18	7-3	Won 2
Boston	41	40	.506	12.5	27-13	14-27	4-6	Lost 1
Philadelphia	34	48	.415	20	23-18	11-30	5-5	Won 1
Toronto	34	48	.415	20	21-20	13-28	7-3	Won 5

CENTRAL	W	L	PCT	GB	HOME	ROAD	LAST-10	STREAK
Indiana	49	32	.605	-	30-11	19-21	5-5	Lost 3
Chicago	45	37	.549	4.5	24-17	21-20	5-5	Won 2
Milwaukee	38	44	.463	11.5	21-20	17-24	3-7	Won 1
Detroit	29	53	.354	20.5	18-23	11-30	5-5	Lost 1
Cleveland	24	58	.293	25.5	14-27	10-31	2-8	Lost 6

SOUTHEAST	W	L	PCT	GB	HOME	ROAD	LAST-10	STREAK
Miami	66	16	.805	-	37-4	29-12	9-1	Won 8
Atlanta	44	38	.537	22	25-16	19-22	4-6	Lost 2
Washington	29	53	.354	37	22-19	7-34	3-7	Lost 6
Charlotte	21	61	.256	45	15-26	6-35	4-6	Won 3
Orlando	20	62	.244	46	12-29	8-33	2-8	Lost 3

Western Conference

SOUTHWEST	W	L	PCT	GB	HOME	ROAD	LAST-10	STREAK
San Antonio	58	24	.707	-	35-6	23-18	3-7	Lost 3
Memphis	56	26	.683	2	32-9	24-17	8-2	Won 2
Houston	**45**	**37**	**.549**	**13**	**29-12**	**16-25**	**6-4**	**Lost 2**
Dallas	41	41	.500	17	24-17	17-24	6-4	Won 1
New Orleans	27	55	.329	31	16-25	11-30	2-8	Lost 5

NORTHWEST	W	L	PCT	GB	HOME	ROAD	LAST-10	STREAK
Oklahoma City	60	22	.732	-	34-7	26-15	7-3	Lost 1
Denver	57	25	.695	3	38-3	19-22	8-2	Won 3
Utah	43	39	.524	17	30-11	13-28	7-3	Lost 1
Portland	33	49	.402	27	22-19	11-30	0-10	Lost 13
Minnesota	31	51	.378	29	20-21	11-30	5-5	Won 1

PACIFIC	W	L	PCT	GB	HOME	ROAD	LAST-10	STREAK
L.A. Clippers	56	26	.683	-	32-9	24-17	7-3	Won 7
Golden State	47	35	.573	9	28-13	19-22	6-4	Won 2
L.A. Lakers	45	37	.549	11	29-12	16-25	8-2	Won 5
Sacramento	28	54	.341	28	20-21	8-33	2-8	Lost 4
Phoenix	25	57	.305	31	17-24	8-33	2-8	Lost 1

Rockets Divisional History

The Rockets have played in the Western Division (1967-70), Pacific Division (1970-72), Central Division (1972-80), Midwest Division (1980-2004) and the Southwest Division (2004-2013).

Western Division Members (1967-70)
1967-68 - Chicago, L.A. Lakers, **San Diego**, San Francisco, Seattle, St. Louis
1968-70 - Atlanta, Chicago, L.A. Lakers, Phoenix, **San Diego**, San Francisco, Seattle

Pacific Division Members (1970-72)
1970-72 - Golden State, **Houston**, L.A. Lakers, Portland, Seattle

Central Division Members (1972-80)
1972-74 - Atlanta, Cleveland, **Houston**, Washington
1974-76 - Atlanta, Cleveland, **Houston**, New Orleans, Washington
1976-78 - Atlanta, Cleveland, **Houston**, New Orleans, San Antonio, Washington
1978-79 - Atlanta, Cleveland, Detroit, **Houston**, New Orleans, San Antonio
1979-80 - Atlanta, Cleveland, Detroit, **Houston**, Indiana, San Antonio

Midwest Division Members (1980-2004)
1980-85 - Dallas, Denver, **Houston**, Kansas City, San Antonio, Utah
1985-88 - Dallas, Denver, **Houston**, Sacramento, San Antonio, Utah
1988-89 - Dallas, Denver, **Houston**, Miami, San Antonio, Utah
1989-90 - Charlotte, Dallas, Denver, **Houston**, Minnesota, San Antonio, Utah
1990-91 - Dallas, Denver, **Houston**, Minnesota, Orlando, San Antonio, Utah
1991-95 - Dallas, Denver, **Houston**, Minnesota, San Antonio, Utah
1995-2001 - Dallas, Denver, **Houston**, Minnesota, San Antonio, Utah, Vancouver
2001-2004 - Dallas, Denver, **Houston**, Memphis, Minnesota, San Antonio, Utah

Southwest Division Members (2004-2013)
2004-2013 - Dallas, **Houston**, Memphis, New Orleans, San Antonio

2012-2013 NBA Awards

Kia NBA Most Valuable Player Award ..... LeBron James, Miami Heat
NBA Coach of the Year ..... George Karl, Denver Nuggets
Kia NBA Defensive Player of the Year Award ..... Marc Gasol, Memphis Grizzlies
Kia NBA Most Improved Player Award ..... Paul George, Indiana Pacer
Kia NBA Rookie of the Year ..... Damian Lillard, Portland Trail Blazers
Kia NBA Sixth Man Award ..... J.R. Smith, New York Knicks
NBA Sportsmanship Award ..... Jason Kidd, New York Knicks
NBA Executive of the Year ..... Masai Ujiri, Denver Nuggets
J. Walter Kennedy Citizenship Award ..... Kenneth Faried, Denver Nuggets

All-NBA Teams

First Team

Pos.	Player, Team
F	LeBron James, Miami Heat
F	Kevin Durant, Oklahoma City Thunder
C	Tim Duncan, San Antonio Spurs
G	Kobe Bryant, Los Angeles Lakers
G	Chris Paul, Los Angeles Clippers

Second Team

Pos.	Player, Team
F	Carmelo Anthony, New York Knicks
F	Blake Griffin, Los Angeles Clippers
C	Marc Gasol, Memphis Grizzlies
G	Tony Parker, San Antonio Spurs
G	Russell Westbrook, Oklahoma City Thunder

Third Team

Pos.	Player, Team
F	David Lee, Golden State Warriors
F	Paul George, Indiana Pacers
C	Dwight Howard, Los Angeles Lakers
G	Dwyane Wade, Miami Heat
G	**James Harden, Houston Rockets**

All-Defensive Teams

First Team

Pos.	Player, Team
F	LeBron James, Miami Heat
F	Serge Ibaka, Oklahoma City Thunder
C	Tyson Chandler, New York Knicks
C	Joakim Noah, Chicago Bulls
G	Tony Allen, Memphis Grizzlies
G	Chris Paul, Los Angeles Clippers

Second Team

Pos.	Player, Team
F	Tim Duncan, San Antonio Spurs
F	Paul George, Indiana Pacers
C	Marc Gasol, Memphis Grizzlies
G	Avery Bradley, Boston Celtics
G	Mike Conley, Memphis Grizzlies

T-Mobile All-Rookie Teams

First Team
Damian Lillard, Portland Trail Blazers
Bradley Beal, Washington Wizards
Anthony Davis, New Orleans Pelicans
Dion Waiters, Cleveland Cavaliers
Harrison Barnes, Golden State, Warriors

Second Team
Andre Drummond, Detroit Pistons
Jonas Valanciunas, Toronto Raptors
Michael Kidd-Gilchrist, Charlotte Bobcats
Kyle Singler, Detroit Pistons
Tyler Zeller, Cleveland Cavaliers

NBA Players of the Week

Ending	Players (East & West)
11/4/12	Brandon Jennings & **James Harden**
11/11/12	LeBron James & Kenneth Faried
11/18/12	LeBron James & Kevin Durant
11/25/12	Al Horford & Tim Duncan
12/2/12	Carmelo Anthony & Kevin Durant
12/9/12	Josh Smith & Blake Griffin
12/16/12	Paul George & David Lee
12/23/12	LeBron James & Chris Paul
12/30/12	Monta Ellis & Greivis Vasquez
1/6/13	Carmelo Anthony & **James Harden**
1/13/13	Brandon Jennings & Kevin Durant
1/20/13	Carlos Boozer & Kevin Durant
1/27/13	Kyrie Irving & Tony Parker
2/3/13	Nate Robinson & David Lee
2/10/13	LeBron James & Russell Westbrook
2/24/13	LeBron James & Kobe Bryant
3/3/13	Monta Ellis & Ty Lawson
3/10/13	Dwyane Wade & Kobe Bryant
3/17/10	John Wall & LaMarcus Aldridge
3/24/13	LeBron James & **James Harden**
3/31/13	J.R. Smith & Al Jefferson
4/7/13	Carmelo Anthony & Nikola Pekovic
4/14/13	Carmelo Anthony & Kobe Bryant

NBA Players of the Month

Month	Players (East & West)
Nov.	LeBron James & Kevin Durant
Dec.	LeBron James & Chris Paul
Jan.	LeBron James & Tony Parker
Feb.	LeBron James & Kobe Bryant
Mar.	LeBron James & Kevin Durant
Apr.	Carmelo Anthony & Stephen Curry

NBA Rookies of the Month

Month	Players (East & West)
Nov.	Michael Kidd-Gilchrist & Damian Lillard
Dec.	Bradley Beal & Damian Lillard
Jan.	Bradley Beal & Damian Lillard
Feb.	Dion Waiters & Damian Lillard
Mar.	Jonas Valanciunas & Damian Lillard
Apr.	Chris Copeland & Damian Lillard

NBA Coaches of the Month

Month	Coaches (East & West)
Nov.	Avery Johnson & Lionel Hollins
Dec.	Larry Drew & Vinny Del Negro
Jan.	Tom Thibodeau & George Karl
Feb.	Erik Spoelstra & Lionel Hollins
Mar.	Erik Spoelstra & George Karl
Apr.	Mike Woodson & Mike D'Antoni

Scoring Average

	G	FG	FT	PTS	AVG
Anthony, N.Y.	67	669	425	1920	28.7
Durant, OKC.	81	731	679	2280	28.1
Bryant, LA-L	78	738	525	2133	27.3
James, Mia.	76	765	403	2036	26.8
Harden, Hou.	78	585	674	2023	25.9
Westbrook, OKC.	82	673	460	1903	23.2
Curry, G.S.	78	626	262	1786	22.9
Wade, Mia.	69	569	308	1463	21.2
Aldridge, Por.	74	638	282	1560	21.1
Lopez, Brk.	74	570	297	1437	19.4
Ellis, Mil.	82	597	289	1577	19.2
Lillard, Por.	82	553	271	1562	19.0
D. Williams, Brk.	78	495	317	1476	18.9
Pierce, Bos.	77	476	333	1430	18.6
Lee, G.S.	79	602	255	1459	18.5
Gay, Mem.-Tor.	75	521	240	1366	18.2
DeRozan, Tor.	82	548	355	1485	18.1
J. Smith, N.Y.	80	527	237	1446	18.1
Griffin, LA-C	80	577	281	1440	18.0
Jefferson, Utah	78	611	167	1391	17.8
Walker, Cha.	82	526	296	1455	17.7
Jr. Holiday, Phi.	78	555	182	1383	17.7
Jennings, Mil.	80	497	230	1397	17.5
Smith, Atl.	76	550	166	1327	17.5
George, Ind.	79	493	221	1377	17.4
Horford, Atl.	74	576	134	1289	17.4
West, Ind.	73	502	242	1250	17.1
Cousins, Sac.	75	482	312	1280	17.1
Howard, LA-L	76	470	355	1296	17.1
Paul, LA-C	70	412	286	1186	16.9
Lawson, Den.	73	448	235	1216	16.7
Bosh, Mia.	74	485	241	1232	16.6
Thompson, G.S.	82	508	132	1359	16.6
Crawford, LA-C	76	445	216	1255	16.5
Deng, Chi.	75	466	230	1237	16.5

Rebounds Per Game

	G	OFF	DEF	TOT	AVG
Howard, LA-L	76	251	694	945	12.4
Vucevic, Orl.	77	273	644	917	11.9
Asik, Hou.	82	275	681	956	11.7
Randolph, Mem.	76	310	544	854	11.2
Lee, G.S.	79	218	668	886	11.2
Evans, Brk.	80	260	628	888	11.1
Hickson, Por.	80	266	562	828	10.4
Horford, Atl.	74	195	562	757	10.2
Cousins, Sac.	75	222	524	746	9.9
Boozer, Chi.	79	175	596	771	9.8
Monroe, Det.	81	236	541	777	9.6
Sanders, Mil.	71	224	448	672	9.5
Thompson, Cle.	82	306	467	773	9.4
Jefferson, Utah	78	156	564	720	9.2
Faried, Den.	80	260	474	734	9.2
Aldridge, Por.	74	175	495	670	9.1
Okafor, Was.	79	199	493	692	8.8
Smith, Atl.	76	133	506	639	8.4
Hibbert, Ind.	79	296	360	656	8.3
Griffin, LA-C	80	186	476	662	8.3
James, Mia.	76	97	513	610	8.0
Durant, OKC.	81	46	594	640	7.9
Gasol, Mem.	80	185	438	623	7.8
Ibaka, OKC.	80	222	395	617	7.7
West, Ind.	73	145	418	563	7.7
Aminu, N.O.	76	139	446	585	7.7
George, Ind.	79	88	515	603	7.6
Johnson, Tor.	81	227	384	611	7.5
T. Young, Phi.	76	182	389	571	7.5
Biyombo, Cha.	80	194	388	582	7.3
Jordan, LA-C	82	210	384	594	7.2
Hawes, Phi.	82	173	417	590	7.2
Ilyasova, Mil.	73	154	366	520	7.1
Millsap, Utah	78	177	377	554	7.1
Favors, Utah	77	184	362	546	7.1

Assists Per Game

	G	AST	AVG
Rondo, Bos.	38	420	11.1
Paul, LA-C	70	678	9.7
Vasquez, N.O.	78	704	9.0
Jr. Holiday, Phi.	78	625	8.0
D. Williams, Brk.	78	604	7.7
Parker, S.A.	66	499	7.6
Westbrook, OKC.	82	607	7.4
Dragic, Pho.	77	569	7.4
Nelson, Orl.	56	413	7.4
Rubio, Min.	57	418	7.3
James, Mia.	76	551	7.3
Teague, Atl.	80	579	7.2
Calderon, Tor.-Det.	73	518	7.1
Curry, G.S.	78	539	6.9
Lawson, Den.	73	501	6.9
Jennings, Mil.	80	521	6.5
Lillard, Por.	82	531	6.5
Lowry, Tor.	68	435	6.4
Conley, Mem.	80	487	6.1
Lin, Hou.	82	497	6.1
Ellis, Mil.	82	496	6.0
Bryant, LA-L	78	469	6.0
A. Miller, Den.	82	484	5.9
Harden, Hou.	78	455	5.8
Walker, Cha.	82	471	5.7
Jack, G.S.	79	438	5.5
Iguodala, Den.	80	433	5.4
Collison, Dal.	81	415	5.1
Batum, Por.	73	360	4.9
Pierce, Bos.	77	370	4.8
Hill, Ind.	76	355	4.7
Durant, OKC.	81	374	4.6
Mayo, Dal.	82	361	4.4
Robinson, Chi.	82	358	4.4
Turner, Phi.	82	354	4.3

Field Goal Percentage

	FG	FGA	PCT
Jordan, LA-C	314	488	.643
Howard, LA-L	470	813	.578
McGee, Den.	303	527	.575
Ibaka, OKC.	446	778	.573
James, Mia.	765	1354	.565
Hickson, Por.	418	744	.562
Splitter, S.A.	315	563	.560
Johnson, Tor.	336	606	.554
Faried, Den.	380	689	.552
Horford, Atl.	576	1060	.543
Asik, Hou.	332	614	.541
Landry, G.S.	325	602	.540
Griffin, LA-C	577	1072	.538
Bosh, Mia.	485	907	.535
Lopez, N.O.	384	719	.534
T. Young, Phi.	509	958	.531
Parker, S.A.	519	995	.522
Lopez, Brk.	570	1094	.521
Wade, Mia.	569	1093	.521
Pekovic, Min.	385	741	.520
Lee, G.S.	602	1160	.519
Vucevic, Orl.	461	889	.519
Davis, N.O.	349	676	.516
Marion, Dal.	355	690	.514
Patterson, Hou.-Sac.	319	623	.512
Blatche, Brk.	346	676	.512
Durant, OKC.	731	1433	.510
Kaman, Dal.	313	617	.507
Sanders, Mil.	306	605	.506
Duncan, S.A.	490	976	.502
Thompson, Sac.	374	745	.502
West, Ind.	502	1009	.498
Garnett, Bos.	422	850	.496
Jefferson, Utah	611	1236	.494
Gasol, Mem.	429	869	.494

3-Point Field Goal Percentage

	3FG	3GA	PCT
Calderon, Tor.-Det.	130	282	.461
Korver, Atl.	189	414	.457
Curry, G.S.	272	600	.453
Ilyasova, Mil.	95	214	.444
Nash, LA-L	57	130	.438
Battier, Mia.	136	316	.430
Green, S.A.	177	413	.429
Dunleavy, Mil.	128	299	.428
Green, LA-C	71	166	.428
Martin, OKC.	158	371	.426
Novak, N.Y.	149	351	.425
Webster, Was.	139	329	.422
Copeland, N.Y.	59	140	.421
Blake, LA-L	72	171	.421
Allen, Mia.	139	332	.419
Sefolosha, OKC.	108	258	.419
Miller, Mia.	73	175	.417

Fredette, Sac.	65	156	.417
Durant, OKC.	139	334	.416
Mason, N.O.	66	159	.415
Hayward, Utah	102	246	.415
Nowitzki, Dal.	65	157	.414
Watson, Brk.	88	214	.411
Foye, Utah	178	434	.410
Chalmers, Mia.	123	301	.409
Mayo, Dal.	142	349	.407
Carter, Dal.	162	399	.406
James, Mia.	103	254	.406
Robinson, Chi.	141	348	.405
Jack, G.S.	82	203	.404
Thompson, G.S.	211	526	.401
Matthews, Por.	169	425	.398
Martin, Was.	58	146	.397
Pondexter, Mem.	60	152	.395
Ellington, Mem.-Cle.	94	240	.392

Free Throw Percentage

	FT	FTA	PCT
Durant, OKC.	679	750	.905
Curry, G.S.	262	291	.900
Redick, Orl.-Mil.	171	190	.900
Martin, OKC.	219	246	.890
Allen, Mia.	140	158	.886
Paul, LA-C	286	323	.885
Thomas, Sac.	253	287	.882
Teague, Atl.	199	226	.881
Collison, Dal.	242	275	.880
Crawford, LA-C	216	248	.871
Nowitzki, Dal.	166	193	.860
Bass, Bos.	129	150	.860
D. Williams, Brk.	317	369	.859
Anderson, Tor.	126	147	.857
Afflalo, Orl.	191	223	.857
Irving, Cle.	248	290	.855
Harden, Hou.	674	792	.851
Webster, Was.	168	198	.848
Gasol, Mem.	268	316	.848
Batum, Por.	178	210	.848
Ridnour, Min.	139	164	.848
Parker, S.A.	279	330	.845
Anderson, N.O.	152	180	.844
Lillard, Por.	271	321	.844
Jack, G.S.	167	198	.843
Gordon, N.O.	187	222	.842
Thompson, G.S.	132	157	.841
A. Miller, Den.	163	194	.840
Belinelli, Chi.	141	168	.839
Bryant, LA-L	525	626	.839
Sessions, Cha.	291	347	.839
DeRozan, Tor.	355	427	.831
Anthony, N.Y.	425	512	.830
Conley, Mem.	234	282	.830
Hayward, Utah	243	294	.827

Steals Per Game

	G	STL	AVG
Paul, LA-C	70	169	2.41
Rubio, Min.	57	137	2.40
Conley, Mem.	80	174	2.18
Ellis, Mil.	82	169	2.06
Walker, Cha.	82	160	1.95
Wade, Mia.	69	128	1.86
Harden, Hou.	78	142	1.82
George, Ind.	79	143	1.81
Westbrook, OKC.	82	145	1.77
T. Young, Phi.	76	133	1.75
Iguodala, Den.	80	139	1.74
James, Mia.	76	129	1.70
Kidd, N.Y.	76	125	1.64
Lin, Hou.	82	134	1.63
World Peace, LA-L	75	122	1.63
Curry, G.S.	78	126	1.62
Dragic, Pho.	77	124	1.61
Jr. Holiday, Phi.	78	123	1.58
Jennings, Mil.	80	125	1.56
Chalmers, Mia.	77	118	1.53
Gay, Mem.-Tor.	75	113	1.51
Allen, Mem.	79	119	1.51
Lawson, Den.	73	107	1.47
Teague, Atl.	80	117	1.46
Cousins, Sac.	75	108	1.44
Brewer, Den.	82	118	1.44
Bledsoe, LA-C	76	109	1.43
Durant, OKC.	81	116	1.43
Bryant, LA-L	78	106	1.36
Millsap, Utah	78	102	1.31
Gee, Cle.	82	107	1.30
Monroe, Det.	81	105	1.30
Sefolosha, OKC.	81	103	1.27
J. Smith, N.Y.	80	100	1.25
Batum, Por.	73	91	1.25

Blocks Per Game

	G	BLK	AVG
Ibaka, OKC.	80	242	3.03
Sanders, Mil.	71	201	2.83
Duncan, S.A.	69	183	2.65
Hibbert, Ind.	79	206	2.61
Howard, LA-L	76	186	2.45
Noah, Chi.	66	141	2.14
Lopez, Brk.	74	154	2.08
McGee, Den.	79	157	1.99
Smith, Atl.	76	136	1.79
Biyombo, Cha.	80	143	1.79
Davis, N.O.	64	112	1.75
Gasol, Mem.	80	139	1.74
Favors, Utah	77	130	1.69
Lopez, N.O.	82	128	1.56
Hawes, Phi.	82	113	1.38
Jordan, LA-C	82	112	1.37
Bosh, Mia.	74	101	1.36
Johnson, Tor.	81	110	1.36
Maxiell, Det.	72	95	1.32
Durant, OKC.	81	105	1.30
Koufos, Den.	81	103	1.27
Brand, Dal.	72	90	1.25
Aldridge, Por.	74	91	1.23
Stiemsma, Min.	76	90	1.18
Jefferson, Utah	78	89	1.14
Batum, Por.	73	83	1.14
Udoh, Mil.	76	85	1.12
Perkins, OKC.	78	83	1.06
Asik, Hou.	82	87	1.06
Horford, Atl.	74	78	1.05
Davis, Tor.-Mem.	81	85	1.05
Faried, Den.	80	83	1.04
Vucevic, Orl.	77	79	1.03
Millsap, Utah	78	80	1.03
Okafor, Was.	79	77	0.97

Minutes Per Game

	G	MIN	AVG
Deng, Chi.	75	2903	38.7
Bryant, LA-L	78	3013	38.6
Lillard, Por.	82	3167	38.6
Durant, OKC.	81	3119	38.5
Batum, Por.	73	2807	38.5
Harden, Hou.	78	2985	38.3
Curry, G.S.	78	2983	38.2
James, Mia.	76	2877	37.9
Aldridge, Por.	74	2790	37.7
George, Ind.	79	2972	37.6
Jr. Holiday, Phi.	78	2926	37.5
Ellis, Mil.	82	3076	37.5
Horford, Atl.	74	2756	37.2
Anthony, N.Y.	67	2482	37.0
Lee, G.S.	79	2907	36.8
Noah, Chi.	66	2426	36.8
DeRozan, Tor.	82	3013	36.7
J. Johnson, Brk.	72	2642	36.7
D. Williams, Brk.	78	2842	36.4
Parsons, Hou.	76	2758	36.3
Jennings, Mil.	80	2897	36.2
Afflalo, Orl.	64	2307	36.0
Gay, Mem.-Tor.	75	2687	35.8
Howard, LA-L	76	2722	35.8
Thompson, G.S.	82	2936	35.8
Mayo, Dal.	82	2913	35.5
Smith, Atl.	76	2683	35.3
Turner, Phi.	82	2892	35.3
Gasol, Mem.	80	2796	35.0
Westbrook, OKC.	82	2861	34.9
Walker, Cha.	82	2859	34.9
Matthews, Por.	69	2403	34.8
Iguodala, Den.	80	2779	34.7
Irving, Cle.	59	2048	34.7
Wade, Mia.	69	2391	34.7

2013 NBA Playoff Results

Eastern Conference

First Round

Miami vs. Milwaukee (Heat win 4-0)

April	21	MIL	87	at	MIA	110	
April	23	MIL	86	at	MIA	98	
April	25	MIA	104	at	MIL	91	
April	28	MIA	88	at	MIL	77	

New York vs. Boston (Knicks win 4-2)

April	20	BOS	78	at	NY	85	
April	23	BOS	71	at	NY	87	
April	26	NY	90	at	BOS	76	
April	28	NY	90	at	BOS	97	(OT)
May	1	BOS	92	at	NY	86	
May	3	NY	88	at	BOS	80	

Indiana vs. Atlanta (Pacers win 4-2)

April	21	ATL	90	at	IND	107	
April	24	ATL	98	at	IND	113	
April	27	IND	69	at	ATL	90	
April	29	IND	91	at	ATL	102	
May	1	ATL	83	at	IND	106	
May	3	IND	81	at	ATL	73	

Brooklyn vs. Chicago (Bulls win 4-3)

April	20	CHI	89	at	BKN	106	
April	22	CHI	90	at	BKN	82	
April	25	BKN	76	at	CHI	79	
April	27	BKN	134	at	CHI	142	(3OT)
April	29	CHI	91	at	BKN	110	
May	2	BKN	95	at	CHI	92	
May	4	CHI	99	at	BKN	93	

Conference Semifinals

Miami vs. Chicago (Heat win 4-1)

May	6	CHI	93	at	MIA	86	
May	8	CHI	78	at	MIA	115	
May	10	MIA	104	at	CHI	94	
May	13	MIA	88	at	CHI	65	
May	15	CHI	91	at	MIA	94	

New York vs. Indiana (Pacers win 4-2)

May	5	IND	102	at	NY	95	
May	7	IND	79	at	NY	105	
May	11	NY	71	at	IND	82	
May	14	NY	82	at	IND	93	
May	16	IND	75	at	NY	85	
May	18	NY	99	at	IND	106	

Conference Finals

Miami vs. Indiana (Heat win 4-3)

May	22	IND	102	at	MIA	103	(OT)
May	24	IND	97	at	MIA	93	
May	26	MIA	114	at	IND	96	
May	28	MIA	92	at	IND	99	
May	30	IND	79	at	MIA	90	
June	1	MIA	77	at	IND	91	
June	3	IND	76	at	MIA	93	

Western Conference

First Round

Oklahoma City vs. Houston (Thunder win 4-2)

April	21	**HOU**	**91**	at	OKC	120	
April	24	**HOU**	**102**	at	OKC	105	
April	27	OKC	104	at	**HOU**	**101**	
April	29	OKC	103	at	**HOU**	**105**	
May	1	**HOU**	**107**	at	OKC	100	
May	3	OKC	103	at	**HOU**	**94**	

San Antonio vs. L.A. Lakers (Spurs win 4-0)

April	21	LAL	79	at	SA	91	
April	24	LAL	91	at	SA	102	
April	26	SA	120	at	LAL	89	
April	28	SA	103	at	LAL	82	

Denver vs. Golden State (Warriors win 4-2)

April	20	GS	95	at	DEN	97	
April	23	GS	131	at	DEN	111	
April	26	DEN	108	at	GS	110	
April	28	DEN	101	at	GS	115	
April	30	GS	100	at	DEN	107	
May	2	DEN	88	at	GS	92	

L.A. Clippers vs. Memphis (Grizzlies win 4-2)

April	20	MEM	91	at	LAC	112	
April	22	MEM	91	at	LAC	93	
April	25	LAC	82	at	MEM	94	
April	27	LAC	83	at	MEM	104	
April	30	MEM	103	at	LAC	93	
May	3	LAC	105	at	MEM	118	

Conference Semifinals

Oklahoma City vs. Memphis (Grizzlies win 4-1)

May	5	MEM	91	at	OKC	93	
May	7	MEM	99	at	OKC	93	
May	11	OKC	81	at	MEM	87	
May	13	OKC	97	at	MEM	103	
May	15	MEM	88	at	OKC	84	

San Antonio vs. Golden State (Spurs win 4-2)

May	6	GS	127	at	SA	129	(2OT)
May	8	GS	100	at	SA	91	
May	10	SA	102	at	GS	92	
May	12	SA	87	at	GS	97	(OT)
May	14	GS	91	at	SA	109	
May	16	SA	94	at	GS	82	

Conference Finals

San Antonio vs. Memphis (Spurs win 4-0)

May	19	MEM	83	at	SA	105	
May	21	MEM	89	at	SA	93	(OT)
May	25	SA	104	at	MEM	93	(OT)
May	27	SA	93	at	MEM	86	

2013 NBA Finals

Miami vs. San Antonio (Heat win 4-3)

June	6	SA	92	at	MIA	88	
June	9	SA	84	at	MIA	103	
June	11	MIA	77	at	SA	113	
June	13	MIA	109	at	SA	93	
June	16	MIA	104	at	SA	114	
June	18	SA	100	at	MIA	103	(OT)
June	20	SA	88	at	MIA	95	

2013 NBA Playoff Leaders

Scoring Average

	G	FG	FT	PTS	AVG
Durant, OKC.	11	112	93	339	30.8
Anthony, N.Y.	12	126	77	346	28.8
Harden, Hou.	6	45	53	158	26.3
James, Mia.	23	212	136	596	25.9
Curry, G.S.	12	102	35	281	23.4
Paul, LA-C	6	49	33	137	22.8
Lopez, Brk.	7	58	39	156	22.3
Lawson, Den.	6	48	28	128	21.3
Parker, S.A.	21	167	87	432	20.6
D. Williams, Brk.	7	45	37	144	20.6
Green, Bos.	6	37	38	122	20.3
George, Ind.	19	119	93	365	19.2
Pierce, Bos.	6	39	26	115	19.2
Parsons, Hou.	6	42	9	109	18.2
Duncan, S.A.	21	151	79	381	18.1
Iguodala, Den.	6	38	18	108	18.0
Randolph, Mem.	15	99	63	261	17.4
Gasol, Mem.	15	93	72	258	17.2
Jack, G.S.	12	78	43	206	17.2

Rebounds Per Game

	G	OFF	DEF	TOT	AVG
Garnett, Bos.	6	9	73	82	13.7
Evans, Brk.	7	16	70	86	12.3
Gasol, LA-L	4	7	39	46	11.5
Asik, Hou.	6	21	46	67	11.2
Bogut, G.S.	12	39	92	131	10.9
Howard, LA-L	4	10	33	43	10.8
Duncan, S.A.	21	54	160	214	10.2
Randolph, Mem.	15	59	91	150	10.0
Hibbert, Ind.	19	90	98	188	9.9
Boozer, Chi.	12	35	80	115	9.6
Noah, Chi.	12	52	63	115	9.6
Leonard, S.A.	21	50	140	190	9.0
Durant, OKC.	11	7	92	99	9.0
Horford, Atl.	6	12	41	53	8.8
Gasol, Mem.	15	25	102	127	8.5
James, Mia.	23	37	156	193	8.4
Ibaka, OKC.	11	39	53	92	8.4
Sanders, Mil.	4	11	22	33	8.3
Iguodala, Den.	6	9	39	48	8.0

Assists Per Game

	G	AST	AVG
D. Williams, Brk.	7	59	8.4
Curry, G.S.	12	97	8.1
Lawson, Den.	6	48	8.0
Conley, Mem.	15	107	7.1
Parker, S.A.	21	146	7.0
James, Mia.	23	152	6.6
Gasol, LA-L	4	26	6.5
Paul, LA-C	6	38	6.3
Durant, OKC.	11	69	6.3
Ellis, Mil.	4	22	5.5
Iguodala, Den.	6	32	5.3
Pierce, Bos.	6	32	5.3
George, Ind.	19	96	5.1
Ginobili, S.A.	21	105	5.0
Teague, Atl.	6	30	5.0
Wade, Mia.	22	105	4.8
Felton, N.Y.	12	56	4.7
Jack, G.S.	12	56	4.7
Harden, Hou.	6	27	4.5
Robinson, Chi.	12	53	4.4

Field Goal Percentage

	FG	FGA	PCT
Howard, LA-L	26	42	.619
Sanders, Mil.	19	33	.576
Dunleavy, Mil.	17	30	.567
Asik, Hou.	22	39	.564
Barnes, LA-C	24	44	.545
Leonard, S.A.	115	211	.545
Paul, LA-C	49	92	.533
Landry, G.S.	52	100	.520
Hibbert, Ind.	120	235	.511
Jack, G.S.	78	154	.506

3-Point Field Goal Percentage

	3FG	3GA	PCT
Tolliver, Atl.	7	11	.636
Cole, Mia.	17	32	.531
Iguodala, Den.	14	29	.483
Green, S.A.	55	114	.482
Copeland, N.Y.	11	23	.478
Fisher, OKC.	24	51	.471
Bonner, S.A.	15	32	.469
Garcia, Hou.	17	37	.459
Green, Bos.	10	22	.455
A. Miller, Den.	5	11	.455

Free Throw Percentage

	FT	FTA	PCT
Crawford, LA-C	11	11	1.000
Garnett, Bos.	16	17	.941
Curry, G.S.	35	38	.921
Korver, Atl.	11	12	.917
Martin, OKC.	39	43	.907
Jackson, OKC.	26	29	.897
Pierce, Bos.	26	29	.897
Jack, G.S.	43	48	.896
Paul, LA-C	33	37	.892
Dunleavy, Mil.	8	9	.889

Steals Per Game

	G	STL	AVG
Ellis, Mil.	4	10	2.50
Jennings, Mil.	4	9	2.25
Allen, Mem.	15	30	2.00
Harden, Hou.	6	12	2.00
Iguodala, Den.	6	12	2.00
Bradley, Bos.	6	11	1.83
Paul, LA-C	6	11	1.83
Smith, Atl.	6	11	1.83
James, Mia.	23	41	1.78
Leonard, S.A.	21	37	1.76

Blocks Per Game

	G	BLK	AVG
Ibaka, OKC.	11	33	3.00
Lopez, Brk.	7	21	3.00
Gasol, Mem.	15	33	2.20
Noah, Chi.	12	26	2.17
Howard, LA-L	4	8	2.00
Hibbert, Ind.	19	37	1.95
Asik, Hou.	6	10	1.67
Jordan, LA-C	6	10	1.67
Duncan, S.A.	21	34	1.62
Bosh, Mia.	23	36	1.57

Minutes Per Game

	G	MIN	AVG
Durant, OKC.	11	485	44.0
Green, Bos.	6	258	43.0
Pierce, Bos.	6	255	42.5
James, Mia.	23	960	41.8
D. Williams, Brk.	7	292	41.7
Curry, G.S.	12	497	41.4
Thompson, G.S.	12	495	41.3
George, Ind.	19	780	41.0
Butler, Chi.	12	490	40.8
Gasol, Mem.	15	609	40.6

Atlanta Hawks

Centennial Tower
101 Marietta Street, Suite 1900
Atlanta, GA 30303
(404) 878-3800

Mike Budenholzer

Directory

Managing Partners ..... Bruce Levenson, Michael Gearon
President, Hawks & Philips Arena ..... Bob Williams
President, Basketball Operations/GM ..... Danny Ferry
Head Coach ..... Mike Budenholzer
Assistant Coaches ..... Kenny Atkinson, Darvin Ham, Taylor Jenkins, Quin Snyder, Jim Thomas
Head Athletic Trainer ..... Wally Blase
Vice President, Public Relations ..... Garin Narain

General Information

2012-2013 Record ..... 44-38, 2nd Southeast
Home Arena ..... Philips Arena (18,118)
Team Colors ..... Red, White, Blue
Radio ..... WZGC 92.9 FM
Steve Holman
Television ..... SportSouth
Bob Rathbun, Dominique Wilkins, Andre Aldridge

2013-2014 Schedule vs. Rockets

Wed., Nov. 27 @ Toyota Center, 7:00 p.m., CSN
Fri., Jan. 10 @ Philips Arena, 6:30 p.m., CSN

All-Time Series Record

Regular Season: 73-69
Home: 53-19 Toyota Center: 9-1
Road: 20-50 Philips Arena: 5-8
Neutral: 0-0
Playoffs: 2-6 (1969, 1979 - losing both series)
Home: 2-2 Toyota Center: 0-0
Road: 0-4 Philips Arena: 0-0

2012-2013 Results (Rockets 2-0)

Nov. 2 @ Philips Arena, Rockets 109-102
Dec. 31 @ Toyota Center, Rockets 123-104

Series Information

Current Streak: Rockets, Won 5
Current Home Streak: Won 3
Current Road Streak: Won 2
Longest Winning Streak: 6 (Dec. 21, 1974-Dec. 19, 1975)
Longest Losing Streak: 6 (Mar. 7, 1981-Nov. 26, 1984)
Biggest Winning Margin: 31 (133-102; Dec. 23, 1970)
Biggest Losing Margin: 42 (129-87; Nov. 30, 1967)
Most Points Scored: 133 (Nov. 15, 1969)
Most Points Allowed: 155 (Feb. 11, 1970)
Fewest Points Scored: 74 (Feb. 21, 1997)
Fewest Points Allowed: 68 (Dec. 29, 2006)

2012-2013 Rockets vs. Hawks

			FIELD GOALS		3-POINT FG				REBOUNDS									
PLAYER	G-GS	MIN	FG-FGA	PCT	FG-FGA	PCT	FT-FTA	PCT	OFF	DEF	TOT	AST	PF-DQ	STL	TO	BLK	PTS	AVG
Harden	2-2	74	21-36	.583	4-10	.400	27-30	.900	2	7	9	7	4-0	2	6	1	73	36.5
Lin	2-2	80	12-27	.444	3-6	.500	10-11	.909	5	9	14	15	3-0	4	7	2	37	18.5
Morris	2-1	45	14-23	.609	4-10	.400	0-0	—	2	6	8	3	5-0	1	2	0	32	16.0
Delfino	2-0	55	10-18	.556	7-13	.538	2-2	1.000	0	6	6	10	1-0	3	2	0	29	14.5
Brooks (TOT)	1-0	22	5-7	.714	3-4	.750	0-0	—	0	1	1	4	2-0	0	1	0	13	13.0
Patterson	2-1	48	7-16	.438	3-7	.429	0-0	—	4	7	11	4	1-0	2	3	2	17	8.5
Smith	1-0	15	3-6	.500	0-0	—	0-0	—	1	3	4	0	2-0	0	0	0	6	6.0
Asik	2-2	67	5-14	.357	0-0	—	1-4	.250	9	27	36	1	3-0	1	4	2	11	5.5
Douglas	2-0	28	4-11	.364	1-5	.200	1-2	.500	1	3	4	5	5-0	1	2	0	10	5.0
Parsons	2-2	50	4-18	.222	1-7	.143	1-2	.500	2	3	5	7	2-0	4	3	0	10	5.0
Robinson (TOT)	1-0	16	2-3	.667	0-0	—	0-0	—	0	2	2	2	4-0	1	0	0	4	4.0
Motiejunas	1-0	2	1-2	.500	1-1	1.000	0-0	—	0	0	0	0	0-0	0	0	0	3	3.0
Aldrich	2-0	14	2-3	.667	0-0	—	0-0	—	1	0	1	0	3-0	0	1	0	4	2.0
Machado	1-0	2	0-0	—	0-0	—	0-0	—	0	0	0	0	0-0	0	0	0	0	0.0
ROCKETS	2	480	83-174	.477	24-59	.407	42-51	.824	27	71	98	52	29-0	18	32	7	232	116.0
HAWKS	2	480	83-175	.474	19-45	.422	21-24	.875	11	61	72	47	42-1	18	27	10	206	103.0

2012-2013 Hawks vs. Rockets

			FIELD GOALS		3-POINT FG				REBOUNDS									
PLAYER	G-GS	MIN	FG-FGA	PCT	FG-FGA	PCT	FT-FTA	PCT	OFF	DEF	TOT	AST	PF-DQ	STL	TO	BLK	PTS	AVG
L. Williams	2-1	63	16-33	.485	5-11	.455	6-7	.857	0	5	5	7	4-0	4	4	1	43	21.5
Smith	2-2	65	14-33	.424	2-3	.667	5-6	.833	3	14	17	2	3-0	1	5	7	35	17.5
Horford	2-2	68	15-26	.577	0-0	—	2-2	1.000	1	17	18	7	1-0	2	3	0	32	16.0
Jenkins	1-0	24	6-9	.667	2-3	.667	1-1	1.000	0	1	1	2	3-0	1	3	1	15	15.0
Teague	2-2	61	10-27	.370	2-5	.400	2-2	1.000	0	3	3	16	7-0	3	9	1	24	12.0
Stevenson	2-0	53	7-12	.583	6-9	.667	0-0	—	1	3	4	3	8-1	3	0	0	20	10.0
Harris	1-1	22	4-10	.400	1-5	.200	0-0	—	0	2	2	2	0-0	2	1	0	9	9.0
Pachulia	2-0	38	5-8	.625	0-0	—	5-6	.833	5	5	10	3	7-0	0	1	0	15	7.5
Jones (TOT)	2-1	33	3-9	.333	0-2	.000	7-8	.875	1	1	2	0	2-0	2	0	0	13	6.5
Scott	1-0	12	3-4	.750	0-0	—	0-0	—	0	1	1	1	0-0	0	0	0	6	6.0
I. Johnson	1-0	10	2-4	.500	0-1	.000	0-0	—	1	2	3	1	0-0	0	0	0	4	4.0
Korver	2-2	41	1-6	.167	1-5	.200	0-0	—	0	5	5	3	7-0	2	1	0	3	1.5
Petro	1-0	4	0-0	—	0-0	—	0-0	—	0	0	0	0	0-0	0	0	0	0	0.0
Tolliver	2-0	20	0-3	.000	0-3	.000	0-0	—	0	3	3	0	2-0	0	0	0	0	0.0
HAWKS	2	480	83-175	.474	19-45	.422	21-24	.875	11	61	72	47	42-1	18	27	10	206	103.0
ROCKETS	2	480	83-174	.477	24-59	.407	42-51	.824	27	71	98	52	29-0	18	32	7	232	116.0

Boston Celtics

226 Causeway Street
Fourth Floor
Boston, MA 02114
(617) 854-8000

Brad Stevens

Directory

Managing Partner, Governor & CEO ..... Wyc Grousbeck
President ..... Rich Gotham
President, Basketball Operations ..... Danny Ainge
Head Coach ..... Brad Stevens
Assistant Coaches ..... Ron Adams, Jamie Young, Jay Larranaga, Walter McCarty, Micah Shrewsberry
Head Athletic Trainer ..... Ed Lacerte
Vice President, Media Services/Alumni Relations ..... Jeff Twiss

General Information

2012-2013 Record ..... 41-40, 3rd Atlantic
Home Arena ..... TD Garden (18,624)
Team Colors ..... Green, Gold, Black, Brown, Beige, White
Radio ..... The Sports Hub 98.5 FM
Sean Grande, Cedric Maxwell
Television ..... Comcast SportsNet New England
Mike Gorman, Tom Heinsohn

2013-2014 Schedule vs. Rockets

Tue., Nov. 19 @ Toyota Center, 7:00 p.m., CSN
Mon., Jan. 13 @ TD Garden, 6:30 p.m., CSN

All-Time Series Record

Regular Season: 44-87
Home: 27-37 Toyota Center: 3-6
Road: 16-43 TD Garden: 10-7
Neutral: 1-7
Playoffs: 5-16 (1975, 1980, 1981, 1986 - losing all four series)
Home: 4-6 Toyota Center: 0-0
Road: 1-10 TD Garden: 0-0

2012-2013 Results (Even 1-1)

Dec. 14 @ Toyota Center, Rockets 101-89
Jan. 11 @ TD Garden, Celtics 103-91

Series Information

Current Streak: Celtics, Won 1
Current Home Streak: Won 2
Current Road Streak: Lost 2
Longest Winning Streak: 5 (Feb. 20, 2001-Feb. 24, 2003)
Longest Losing Streak: 10 (Nov. 21, 1967-Jan. 2, 1969)
Biggest Winning Margin: 35 (119-84; Feb. 18, 1993)
Biggest Losing Margin: 39 (142-103; Nov. 10, 1971)
Most Points Scored: 137 (Feb. 14, 1989)
Most Points Allowed: 147 (Feb. 25, 1970)
Fewest Points Scored: 72 (Feb. 26, 2007)
Fewest Points Allowed: 73 (Dec. 6, 2005)

2012-2013 Rockets vs. Celtics

			FIELD GOALS		3-POINT FG				REBOUNDS									
PLAYER	G-GS	MIN	FG-FGA	PCT	FG-FGA	PCT	FT-FTA	PCT	OFF	DEF	TOT	AST	PF-DQ	STL	TO	BLK	PTS	AVG
Harden	2-2	78	15-36	.417	4-15	.267	11-15	.733	0	6	6	10	2-0	5	7	1	45	22.5
Parsons	2-2	70	12-19	.632	3-7	.429	6-8	.750	3	8	11	10	6-0	2	3	0	33	16.5
Smith	2-0	42	11-13	.846	0-0	—	4-10	.400	5	9	14	0	5-0	1	3	3	26	13.0
Douglas	2-0	43	7-16	.438	3-4	.750	1-1	1.000	0	3	3	2	4-0	2	2	1	18	9.0
Lin	2-2	63	6-15	.400	2-6	.333	3-5	.600	1	7	8	13	5-0	4	3	2	17	8.5
Asik	2-2	54	7-12	.583	0-0	—	2-10	.200	6	15	21	2	5-0	0	3	2	16	8.0
Delfino	2-0	47	4-13	.308	4-12	.333	2-2	1.000	0	2	2	6	3-0	0	6	0	14	7.0
Patterson	2-1	46	6-16	.375	2-7	.286	0-0	—	1	6	7	2	5-0	1	2	0	14	7.0
Robinson (TOT)	2-0	27	5-6	.833	0-0	—	3-6	.500	2	4	6	1	6-0	1	4	2	13	6.5
Garcia (TOT)	2-1	37	4-13	.308	3-6	.500	0-0	—	0	2	2	0	1-0	1	3	0	11	5.5
Morris	2-1	35	3-13	.231	1-7	.143	0-0	—	3	8	11	1	2-0	1	2	0	7	3.5
Motiejunas	1-0	1	1-1	1.000	0-0	—	0-1	.000	0	0	0	0	0-0	0	0	0	2	2.0
Anderson (TOT)	2-0	7	1-4	.250	1-4	.250	0-0	—	0	1	1	0	0-0	0	1	0	3	1.5
Anderson (HOU)	1-0	1	0-2	.000	0-2	.000	0-0	—	0	0	0	0	0-0	0	0	0	0	0.0
Brooks (TOT)	1-0	6	0-0	—	0-0	—	1-2	.500	0	0	0	0	0-0	0	1	0	1	1.0
Honeycutt (TOT)	2-0	4	1-1	1.000	0-0	—	0-0	—	0	1	1	0	0-0	0	1	0	2	1.0
ROCKETS	2	480	72-156	.462	19-60	.317	29-52	.558	19	64	83	46	37-0	16	31	9	192	96.0
CELTICS	2	480	75-164	.457	17-43	.395	25-33	.758	17	67	84	44	45-1	23	29	11	192	96.0

2012-2013 Celtics vs. Rockets

			FIELD GOALS		3-POINT FG				REBOUNDS									
PLAYER	G-GS	MIN	FG-FGA	PCT	FG-FGA	PCT	FT-FTA	PCT	OFF	DEF	TOT	AST	PF-DQ	STL	TO	BLK	PTS	AVG
Pierce	2-2	70	13-32	.406	5-13	.385	10-13	.769	0	13	13	6	5-0	4	3	0	41	20.5
Crawford (TOT)	1-1	39	6-18	.333	3-9	.333	2-2	1.000	1	7	8	6	2-0	0	3	0	17	17.0
Garnett	2-2	59	14-24	.583	0-0	—	3-3	1.000	1	12	13	2	7-0	1	3	5	31	15.5
Rondo	2-2	69	11-26	.423	0-3	.000	5-5	1.000	2	7	9	21	4-0	6	11	1	27	13.5
Lee	2-1	48	8-14	.571	3-5	.600	3-4	.750	0	3	3	3	3-0	3	3	2	22	11.0
Sullinger	2-0	41	10-15	.667	0-0	—	1-2	.500	9	8	17	2	7-1	0	1	1	21	10.5
Green	2-0	43	8-20	.400	2-5	.400	0-0	—	3	7	10	2	2-0	2	1	0	18	9.0
Terry	2-0	42	5-14	.357	5-11	.455	0-0	—	0	4	4	4	5-0	5	3	0	15	7.5
Bradley	1-1	26	2-9	.222	2-6	.333	1-2	.500	0	2	2	0	4-0	1	1	0	7	7.0
Wilcox	1-0	15	2-3	.667	0-0	—	0-0	—	0	2	2	0	2-0	0	0	0	4	4.0
Bass	2-2	50	2-6	.333	0-0	—	2-2	1.000	1	6	7	2	4-0	0	2	2	6	3.0
Barbosa	1-0	6	0-1	.000	0-0	—	0-0	—	0	2	2	2	0-0	0	0	0	0	0.0
Collins	1-0	10	0-0	—	0-0	—	0-2	.000	1	1	2	0	2-0	1	0	0	0	0.0
CELTICS	2	480	75-164	.457	17-43	.395	25-33	.758	17	67	84	44	45-1	23	29	11	192	96.0
ROCKETS	2	480	72-156	.462	19-60	.317	29-52	.558	19	64	83	46	37-0	16	31	9	192	96.0

Brooklyn Nets

15 MetroTech Center
11th Floor
Brooklyn, NY 11201
(718) 933-3000

Jason Kidd

Directory

Principal Owner ..... Mikhail Prokhorov
CEO, Nets & Barclays Center ..... Brett D. Yormark
General Manager ..... Billy King
Head Coach ..... Jason Kidd
Assistant Coaches ..... Lawrence Frank, John Welch, Roy Rogers, Eric Hughes, Charles Klask, Joe Prunty
Head Athletic Trainer ..... Tim Walsh
Vice President, Public Relations ..... Gary Sussman

General Information

2012-2013 Record ..... 49-33, 2nd Atlantic
Home Arena ..... Barclays Center (17,732)
Team Colors ..... Black, White
Radio ..... WFAN 660 AM/101.9 FM, WADO 1280 AM
Chris Carrino, Tim Capstraw
Television ..... YES Network
Ian Eagle, Mike Fratello,
Ryan Ruocco, Jim Spanarkel, Sarah Kustok

2013-2014 Schedule vs. Rockets

Fri., Nov. 29 @ Toyota Center, 7:00 p.m., CSN
Tue., Apr. 1 @ Barclays Center, 7:00 p.m., TNT

All-Time Series Record

Regular Season: 55-27
Home: 30-10 Toyota Center: 7-2
Road: 25-17 Barclays Center: 1-0
Neutral: 0-0
Playoffs: Never Met
Home: 0-0 Toyota Center: 0-0
Road: 0-0 Barclays Center: 0-0

2012-2013 Results (Rockets 2-0)

Jan. 26 @ Toyota Center, Rockets 119-106
Feb. 22 @ Barclays Center, Rockets 106-96

Series Information

Current Streak: Rockets, Won 13
Current Home Streak: Won 6
Current Road Streak: Won 10
Longest Winning Streak: 13 (Dec. 27, 2006-Feb. 22, 2013)
Longest Losing Streak: 4 (Mar. 2, 1983-Jan. 13, 1985)
Biggest Winning Margin: 52 (139-87; Oct. 18, 1978)
Biggest Losing Margin: 39 (124-85; Mar. 2, 1983)
Most Points Scored: 139 (Oct. 18, 1978)
Most Points Allowed: 126 (2x: last Feb. 18, 1979)
Fewest Points Scored: 77 (2x: last Mar. 13, 2006)
Fewest Points Allowed: 69 (Nov. 15, 2004)

2012-2013 Rockets vs. Nets

			FIELD GOALS		3-POINT FG				REBOUNDS									
PLAYER	G-GS	MIN	FG-FGA	PCT	FG-FGA	PCT	FT-FTA	PCT	OFF	DEF	TOT	AST	PF-DQ	STL	TO	BLK	PTS	AVG
Harden	2-2	76	14-29	.483	6-12	.500	17-19	.895	1	7	8	11	2-0	3	3	1	51	25.5
Delfino	2-1	64	13-23	.565	9-14	.643	0-0	—	0	10	10	5	3-0	3	2	0	35	17.5
Asik	2-2	61	14-23	.609	0-0	—	2-6	.333	7	20	27	2	8-0	1	2	0	30	15.0
Parsons	2-2	79	10-18	.556	4-9	.444	2-2	1.000	2	9	11	15	7-0	2	4	2	26	13.0
Lin	2-2	71	9-25	.360	2-6	.333	3-4	.750	0	7	7	15	5-0	1	11	1	23	11.5
Smith	2-0	32	8-8	1.000	0-0	—	3-5	.600	3	2	5	1	4-0	0	1	1	19	9.5
Motiejunas	1-0	11	4-5	.800	0-1	.000	1-2	.500	1	0	1	0	3-0	0	3	0	9	9.0
Brooks (TOT)	2-1	44	6-9	.667	2-3	.667	3-5	.600	1	6	7	4	3-0	2	4	0	17	8.5
Patterson	1-1	23	3-7	.429	0-1	.000	1-1	1.000	0	2	2	1	2-0	0	1	0	7	7.0
Douglas	1-0	12	2-5	.400	2-3	.667	0-0	—	1	1	2	0	2-0	0	0	0	6	6.0
Robinson (TOT)	2-0	36	6-11	.545	0-0	—	0-2	.000	7	3	10	2	3-0	2	1	0	12	6.0
Morris	1-0	18	2-9	.222	1-4	.250	0-0	—	5	5	10	1	1-0	0	0	0	5	5.0
Beverley	2-0	15	3-7	.429	3-5	.600	0-0	—	0	1	1	2	3-0	0	0	1	9	4.5
Anderson (HOU)	2-0	16	2-5	.400	1-3	.333	0-0	—	1	2	3	3	0-0	1	0	1	5	2.5
Aldrich	1-0	1	0-0	—	0-0	—	0-0	—	0	0	0	0	0-0	0	0	0	0	0.0
Garcia (TOT)	1-1	21	0-4	.000	0-1	.000	0-0	—	0	1	1	2	0-0	1	0	1	0	0.0
Honeycutt (TOT)	1-0	5	0-2	.000	0-1	.000	0-0	—	1	0	1	2	1-0	0	0	1	0	0.0
ROCKETS	2	480	84-164	.512	28-58	.483	29-39	.744	21	66	87	56	40-0	11	29	7	225	112.5
NETS	2	480	76-171	.444	26-66	.394	24-32	.750	21	51	72	45	39-0	16	24	15	202	101.0

2012-2013 Nets vs. Rockets

			FIELD GOALS		3-POINT FG				REBOUNDS									
PLAYER	G-GS	MIN	FG-FGA	PCT	FG-FGA	PCT	FT-FTA	PCT	OFF	DEF	TOT	AST	PF-DQ	STL	TO	BLK	PTS	AVG
Lopez	2-2	68	19-34	.559	0-0	—	10-12	.833	7	6	13	1	5-0	0	1	6	48	24.0
D. Williams	2-2	82	15-32	.469	8-17	.471	4-4	1.000	0	6	6	24	6-0	2	7	3	42	21.0
J. Johnson	1-1	37	5-14	.357	3-7	.429	0-0	—	0	3	3	6	1-0	0	1	2	13	13.0
Watson	2-1	59	10-21	.476	5-12	.417	0-2	.000	2	3	5	8	4-0	1	1	1	25	12.5
Teletovic	2-0	29	8-15	.533	4-8	.500	1-1	1.000	1	5	6	1	3-0	1	1	0	21	10.5
Wallace	2-2	53	7-20	.350	1-6	.167	3-5	.600	2	7	9	2	3-0	7	5	0	18	9.0
Bogans	2-0	47	4-15	.267	4-14	.286	0-0	—	0	3	3	0	7-0	0	1	2	12	6.0
Stackhouse	1-0	8	2-3	.667	1-2	.500	1-2	.500	0	0	0	0	0-0	0	0	0	6	6.0
Brooks	2-0	12	2-3	.667	0-0	—	2-2	1.000	0	0	0	0	1-0	0	0	0	6	3.0
Blatche	2-0	19	2-5	.400	0-0	—	0-0	—	1	0	1	2	1-0	2	3	0	4	2.0
Humphries	2-0	16	1-2	.500	0-0	—	2-2	1.000	1	4	5	0	2-0	0	1	0	4	2.0
Evans	2-2	50	1-7	.143	0-0	—	1-2	.500	7	14	21	1	6-0	3	2	1	3	1.5
NETS	2	480	76-171	.444	26-66	.394	24-32	.750	21	51	72	45	39-0	16	24	15	202	101.0
ROCKETS	2	480	84-164	.512	28-58	.483	29-39	.744	21	66	87	56	40-0	11	29	7	225	112.5

Charlotte Bobcats

333 East Trade Street
Charlotte, NC 28202
(704) 688-8600

Steve Clifford

Directory

Chairman ..... Michael Jordan
President, Basketball Operations ..... Rod Higgins
General Manager ..... Rick Cho
Head Coach ..... Steve Clifford
Associate Head Coach ..... Patrick Ewing
Asst. Coaches ... Bob Beyer, Stephen Silas, Bob Weiss, Mark Price
Head Athletic Trainer ..... Steve Stricker
Vice President, Communications ..... Mike Cristaldi

General Information

2012-2013 Record ..... 21-61, 4th Southeast
Home Arena ..... Time Warner Cable Arena (19,077)
Team Colors ..... Navy, Light Blue, Cool Gray, Orange
Radio ..... WFNZ 610 AM
Scott Lauer
Television ..... FSN Carolinas/SportSouth
Steve Martin, Dell Curry, Stephanie Ready

2013-2014 Schedule vs. Rockets

Wed., Oct. 30 @ Toyota Center, 7:00 p.m., CSN
Mon., Mar. 24 @ Time Warner Cable Arena, 6:00 p.m., CSN

All-Time Series Record

Regular Season: 13-5

Home: 8-1	Toyota Center: 8-1
Road: 5-4	Time Warner Cable Arena: 5-3
Neutral: 0-0	Charlotte Coliseum: 0-1

Playoffs: Never Met

Home: 0-0	Toyota Center: 0-0
Road: 0-0	Time Warner Cable Arena: 0-0

2012-2013 Results (Rockets 2-0)

Jan. 21 @ Time Warner Cable Arena, Rockets 100-94
Feb. 2 @ Toyota Center, Rockets 109-95

Series Information

Current Streak: Rockets, Won 5
Current Home Streak: Won 8
Current Road Streak: Won 2
Longest Winning Streak: 7 (Jan. 25, 2006-Mar. 13, 2009)
Longest Losing Streak: 3 (Dec. 18, 2004-Jan. 10, 2006)
Biggest Winning Margin: 30 (92-62; Dec. 8, 2006)
Biggest Losing Margin: 10 (99-89; Nov. 26, 2010)
Most Points Scored: 109 (Feb. 2, 2013)
Most Points Allowed: 111 (Jan. 10, 2006)
Fewest Points Scored: 82 (Jan. 10, 2012)
Fewest Points Allowed: 62 (Dec. 8, 2006)

2012-2013 Rockets vs. Bobcats

			FIELD GOALS		3-POINT FG				REBOUNDS									
PLAYER	G-GS	MIN	FG-FGA	PCT	FG-FGA	PCT	FT-FTA	PCT	OFF	DEF	TOT	AST	PF-DQ	STL	TO	BLK	PTS	AVG
Harden	2-2	82	11-31	.355	1-8	.125	27-30	.900	2	16	18	18	6-0	3	7	1	50	25.0
Parsons	2-2	80	14-25	.560	5-9	.556	5-5	1.000	4	13	17	9	4-0	1	2	2	38	19.0
Asik	2-2	68	10-17	.588	0-0	—	5-11	.455	7	16	23	1	7-0	2	4	2	25	12.5
Patterson	2-2	37	10-15	.667	2-4	.500	2-2	1.000	2	6	8	1	5-0	0	2	0	24	12.0
Morris	2-0	52	7-14	.500	3-8	.375	4-6	.667	2	8	10	2	3-0	1	2	2	21	10.5
Beverley	1-0	24	3-6	.500	2-5	.400	2-3	.667	2	1	3	2	3-0	0	2	0	10	10.0
Anderson (TOT)	1-0	15	2-3	.667	1-1	1.000	3-4	.750	1	1	2	1	3-0	1	0	0	8	8.0
Delfino	2-0	31	6-16	.375	3-9	.333	1-2	.500	1	3	4	2	2-0	0	1	0	16	8.0
Douglas	1-0	20	3-11	.273	1-4	.250	0-0	—	1	2	3	1	2-0	0	1	0	7	7.0
Lin	2-2	58	5-15	.333	0-2	.000	3-3	1.000	1	3	4	11	4-0	4	6	1	13	6.5
Garcia (TOT)	1-0	17	2-4	.500	1-2	.500	0-0	—	0	2	2	2	3-0	0	0	0	5	5.0
Aldrich	2-0	28	2-6	.333	0-0	—	1-2	.500	3	4	7	0	6-0	1	0	0	5	2.5
Brooks (TOT)	1-0	18	0-4	.000	0-2	.000	2-2	1.000	0	2	2	3	1-0	0	1	0	2	2.0
Robinson (TOT)	1-0	1	0-1	.000	0-0	—	0-0	—	1	0	1	0	0-0	0	0	0	0	0.0
ROCKETS	2	480	71-156	.455	17-49	.347	50-64	.781	25	72	97	47	42-0	12	28	8	209	104.5
BOBCATS	2	480	67-160	.419	14-34	.412	41-48	.854	17	58	75	35	50-0	12	24	17	189	94.5

2012-2013 Bobcats vs. Rockets

			FIELD GOALS		3-POINT FG				REBOUNDS									
PLAYER	G-GS	MIN	FG-FGA	PCT	FG-FGA	PCT	FT-FTA	PCT	OFF	DEF	TOT	AST	PF-DQ	STL	TO	BLK	PTS	AVG
Walker	2-2	82	22-44	.500	8-13	.615	7-8	.875	3	3	6	8	7-0	5	6	1	59	29.5
Sessions	2-0	58	11-24	.458	1-5	.200	16-19	.842	0	10	10	11	2-0	0	4	0	39	19.5
Henderson	2-2	50	8-19	.421	0-2	.000	7-7	1.000	0	7	7	1	8-0	3	3	0	23	11.5
Taylor	2-0	45	9-13	.692	2-3	.667	2-4	.500	0	4	4	5	6-0	3	0	1	22	11.0
Warrick	1-1	24	4-9	.444	0-1	.000	2-2	1.000	1	2	3	2	2-0	0	2	0	10	10.0
Kidd-Gilchrist	2-2	44	5-12	.417	0-0	—	3-4	.750	1	8	9	1	7-0	0	2	2	13	6.5
Gordon	2-0	29	4-18	.222	3-10	.300	0-0	—	0	3	3	3	2-0	0	1	0	11	5.5
Adrien	2-1	36	1-7	.143	0-0	—	4-4	1.000	2	7	9	3	1-0	0	3	1	6	3.0
Biyombo	2-2	68	1-7	.143	0-0	—	0-0	—	6	6	12	0	7-0	1	1	11	2	1.0
Haywood	2-0	28	1-4	.250	0-0	—	0-0	—	4	5	9	0	6-0	0	1	1	2	1.0
Thomas	2-0	16	1-3	.333	0-0	—	0-0	—	0	3	3	1	2-0	0	0	0	2	1.0
BOBCATS	2	480	67-160	.419	14-34	.412	41-48	.854	17	58	75	35	50-0	12	24	17	189	94.5
ROCKETS	2	480	71-156	.455	17-49	.347	50-64	.781	25	72	97	47	42-0	12	28	8	209	104.5

Chicago Bulls

1901 West Madison Street
Chicago, IL 60612
(312) 455-4000

Tom Thibodeau

Directory

Chairman ..... Jerry Reinsdorf
Executive VP, Basketball Operations ..... John Paxson
General Manager ..... Gar Forman
Head Coach ..... Tom Thibodeau
Assistant Coaches ..... Andy Greer, Adrian Griffin, Ed Pinckney, Mike Wilhelm
Head Athletic Trainer ..... Fred Tedeschi
Senior Director, Public & Media Relations ..... Tim Hallam

General Information

2012-2013 Record ..... 45-37, 2nd Central
Home Arena ..... United Center (20,917)
Team Colors ..... Red, White, Black
Radio ..... WMVP 1000 AM, WRTO 1200 AM
Chuck Swirsky, Bill Wennington, Steve Kashul, Omar Ramos, Matt Moreno
Television ..... WGN, WCIU, Comcast SportsNet Chicago
Neil Funk, Stacey King

2013-2014 Schedule vs. Rockets

Wed., Dec. 18 @ Toyota Center, 8:30 p.m., CSN/ESPN
Thu., Mar. 13 @ United Center, 6:00 p.m., TNT

All-Time Series Record

Regular Season: 62-64
Home: 39-20 Toyota Center: 6-3
Road: 22-40 United Center: 9-9
Neutral: 1-4
Playoffs: Never Met
Home: 0-0 Toyota Center: 0-0
Road: 0-0 United Center: 0-0

2012-2013 Results (Rockets 2-0)

Nov. 21 @ Toyota Center, Rockets 93-89
Dec. 25 @ United Center, Rockets 120-97

Series Information

Current Streak: Rockets, Won 3
Current Home Streak: Won 1
Current Road Streak: Won 2
Longest Winning Streak: 6 (Jan. 20, 2006-Feb. 3, 2009)
Longest Losing Streak: 11 (Jan. 22, 1972-Mar. 6, 1974)
Biggest Winning Margin: 45 (123-78; Mar. 26, 2000)
Biggest Losing Margin: 53 (129-76; Feb. 1, 1983)
Most Points Scored: 146 (Dec. 3, 1969)
Most Points Allowed: 133 (Dec. 20, 1980)
Fewest Points Scored: 75 (Dec. 4, 2001)
Fewest Points Allowed: 66 (Nov. 3, 2003)

2012-2013 Rockets vs. Bulls

			FIELD GOALS		3-POINT FG				REBOUNDS									
PLAYER	G-GS	MIN	FG-FGA	PCT	FG-FGA	PCT	FT-FTA	PCT	OFF	DEF	TOT	AST	PF-DQ	STL	TO	BLK	PTS	AVG
Harden	2-2	78	15-27	.556	4-9	.444	20-26	.769	2	7	9	9	4-0	7	7	1	54	27.0
Parsons	2-2	76	16-28	.571	6-8	.750	3-5	.600	2	16	18	4	5-0	2	3	1	41	20.5
Patterson	1-1	38	8-16	.500	1-3	.333	3-5	.600	1	7	8	1	1-0	1	2	1	20	20.0
Asik	2-2	75	11-21	.524	0-0	—	2-5	.400	6	18	24	3	5-0	1	4	6	24	12.0
Lin	2-2	60	10-21	.476	0-3	.000	4-4	1.000	1	4	5	14	6-0	2	7	1	24	12.0
Douglas	2-0	44	4-11	.364	1-5	.200	8-8	1.000	3	1	4	3	6-0	0	6	0	17	8.5
Brooks (TOT)	1-0	23	3-10	.300	1-3	.333	0-1	.000	0	3	3	1	6-1	1	0	0	7	7.0
Delfino	1-0	26	3-6	.500	1-2	.500	0-0	—	0	4	4	1	4-0	2	1	0	7	7.0
Smith	2-0	29	6-10	.600	0-0	—	0-0	—	4	2	6	1	3-0	0	1	0	12	6.0
Garcia (TOT)	1-0	8	2-3	.667	1-2	.500	0-0	—	0	1	1	0	1-0	0	0	0	5	5.0
Morris	2-1	43	3-12	.250	2-8	.250	2-2	1.000	0	8	8	2	5-0	1	0	1	10	5.0
Robinson (TOT)	1-0	22	1-5	.200	0-0	—	1-2	.500	1	2	3	0	3-0	1	3	0	3	3.0
Aldrich	1-0	3	1-1	1.000	0-0	—	0-0	—	0	2	2	0	0-0	0	0	0	2	2.0
Motiejunas	1-0	3	1-1	1.000	0-0	—	0-0	—	1	1	2	0	0-0	0	0	0	2	2.0
Cook	1-0	4	0-0	—	0-0	—	0-0	—	0	0	0	0	0-0	0	0	0	0	0.0
Machado	1-0	3	0-2	.000	0-1	.000	0-0	—	0	0	0	2	0-0	0	2	0	0	0.0
ROCKETS	2	480	78-156	.500	15-39	.385	42-55	.764	20	70	90	40	39-0	16	33	11	213	106.5
BULLS	2	480	75-178	.421	8-36	.222	28-39	.718	23	56	79	42	41-0	17	27	10	186	93.0

2012-2013 Bulls vs. Rockets

			FIELD GOALS		3-POINT FG				REBOUNDS									
PLAYER	G-GS	MIN	FG-FGA	PCT	FG-FGA	PCT	FT-FTA	PCT	OFF	DEF	TOT	AST	PF-DQ	STL	TO	BLK	PTS	AVG
Robinson	2-0	53	18-38	.474	5-15	.333	7-9	.778	3	6	9	8	7-0	1	4	0	48	24.0
Deng	2-2	78	12-34	.353	1-6	.167	8-8	1.000	5	10	15	4	1-0	3	5	0	33	16.5
Boozer	2-2	47	9-25	.360	0-0	—	1-2	.500	3	15	18	3	6-0	2	2	1	19	9.5
Noah	2-2	72	8-12	.667	0-0	—	3-6	.500	6	10	16	8	5-0	3	7	6	19	9.5
Gibson	2-0	50	7-12	.583	0-0	—	4-6	.667	4	6	10	1	4-0	2	2	0	18	9.0
Teague	1-0	18	4-10	.400	0-0	—	0-0	—	0	0	0	3	2-0	0	1	1	8	8.0
Belinelli	2-1	41	5-11	.455	2-5	.400	3-3	1.000	0	1	1	3	3-0	0	0	1	15	7.5
Butler	2-0	54	6-12	.500	0-2	.000	2-3	.667	2	5	7	1	3-0	2	0	1	14	7.0
Hamilton	1-1	17	2-10	.200	0-2	.000	0-0	—	0	1	1	1	2-0	2	0	0	4	4.0
Hinrich	2-2	43	4-13	.308	0-5	.000	0-2	.000	0	1	1	10	8-0	0	4	0	8	4.0
Mohammed	1-0	3	0-0	—	0-0	—	0-0	—	0	0	0	0	0-0	0	0	0	0	0.0
Radmanovic	1-0	4	0-1	.000	0-1	.000	0-0	—	0	1	1	0	0-0	2	0	0	0	0.0
Thomas (TOT)	1-0	2	0-0	—	0-0	—	0-0	—	0	1	1	1	0-0	0	0	0	0	0.0
BULLS	2	480	75-178	.421	8-36	.222	28-39	.718	23	56	79	42	41-0	17	27	10	186	93.0
ROCKETS	2	480	78-156	.500	15-39	.385	42-55	.764	20	70	90	40	39-0	16	33	11	213	106.5

Cleveland Cavaliers

One Center Court
Cleveland, OH 44115-4001
(216) 420-2000

Mike Brown

Directory

Majority Owner/Chairman ..... Dan Gilbert
General Manager ..... Chris Grant
Vice President, Basketball Operations ..... David Griffin
Head Coach ..... Mike Brown
Assistant Coaches ..... Bernie Bickerstaff, Jim Boylan, Igor Kokoskov, Brent Brielmaier, Jamahl Mosley
Head Athletic Trainer ..... Stephen Spiro
Senior VP, Communications/Broadcasting ..... Tad Carper

General Information

2012-2013 Record ..... 24-58, 5th Central
Home Arena ..... Quicken Loans Arena (20,562)
Team Colors ..... Wine, Gold, Dark Blue
Radio ..... WTAM 1100 AM
John Michael, Jim Chones, Mike Snyder
Television ..... FOX Sports Ohio
Fred McLeod, Austin Carr, Allie Clifton

2013-2014 Schedule vs. Rockets

Sat., Feb. 1 @ Toyota Center, 7:00 p.m., CSN
Sat., Mar. 22 @ Quicken Loans Arena, 6:30 p.m., CSN

All-Time Series Record

Regular Season: 77-42
Home: 47-12 Toyota Center: 8-1
Road: 30-29 Quicken Loans Arena: 10-8
Neutral: 0-1
Playoffs: Never Met
Home: 0-0 Toyota Center: 0-0
Road: 0-0 Quicken Loans Arena: 0-0

2012-2013 Results (Rockets 2-0)

Jan. 5 @ Quicken Loans Arena, Rockets 112-104
Mar. 22 @ Toyota Center, Rockets 116-78

Series Information

Current Streak: Rockets, Won 2
Current Home Streak: Won 6
Current Road Streak: Won 1
Longest Winning Streak: 8 (Mar. 11, 1984-Nov. 19, 1987)
Longest Losing Streak: 4 (Jan. 7-Mar. 7, 1973)
Biggest Winning Margin: 38 (116-78; Mar. 22, 2013)
Biggest Losing Margin: 32 (121-89; Dec. 30, 1991)
Most Points Scored: 140 (Oct. 22, 1970)
Most Points Allowed: 130 (Mar. 4, 1972)
Fewest Points Scored: 70 (Jan. 6, 1998)
Fewest Points Allowed: 63 (Dec. 2, 2006)

2012-2013 Rockets vs. Cavaliers

			FIELD GOALS		3-POINT FG				REBOUNDS									
PLAYER	G-GS	MIN	FG-FGA	PCT	FG-FGA	PCT	FT-FTA	PCT	OFF	DEF	TOT	AST	PF-DQ	STL	TO	BLK	PTS	AVG
Harden	2-2	69	11-26	.423	6-14	.429	21-24	.875	0	3	3	5	4-0	9	9	1	49	24.5
Patterson	1-0	26	7-13	.538	1-4	.250	0-0	—	1	5	6	2	3-0	0	1	1	15	15.0
Lin	2-2	58	9-20	.450	3-7	.429	3-6	.500	1	4	5	11	7-0	1	7	0	24	12.0
Anderson (HOU)	1-0	12	5-6	.833	1-2	.500	0-0	—	2	2	4	1	1-0	0	0	0	11	11.0
Beverley	1-0	21	4-7	.571	1-2	.500	2-2	1.000	0	4	4	5	2-0	1	2	1	11	11.0
Morris	1-1	22	4-8	.500	1-4	.250	2-2	1.000	2	3	5	3	0-0	1	1	0	11	11.0
Motiejunas	1-1	21	3-5	.600	1-3	.333	3-6	.500	1	3	4	2	3-0	0	0	0	10	10.0
Robinson (HOU)	1-0	22	6-7	.857	0-0	—	3-3	1.000	2	4	6	1	2-0	3	5	2	15	15.0
Asik	2-2	44	8-12	.667	0-0	—	3-7	.429	6	11	17	2	6-0	0	2	3	19	9.5
Parsons	2-2	54	6-19	.316	2-9	.222	4-5	.800	2	7	9	4	0-0	0	4	1	18	9.0
Delfino	2-0	47	6-13	.462	4-11	.364	1-1	1.000	0	7	7	4	3-0	2	3	0	17	8.5
Garcia (HOU)	1-0	10	3-5	.600	1-3	.333	0-0	—	0	2	2	1	0-0	0	1	0	7	7.0
Smith	2-0	52	7-8	.875	0-0	—	1-5	.200	7	17	24	2	8-0	1	2	0	15	7.5
Brooks (HOU)	1-0	7	0-2	.000	0-2	.000	0-0	—	0	0	0	4	1-0	1	1	1	0	0.0
Douglas	1-0	15	2-5	.400	1-2	.500	1-2	.500	1	0	1	2	1-0	0	1	0	6	6.0
ROCKETS	2	480	81-156	.519	22-63	.349	44-63	.698	25	72	97	49	41-0	19	39	10	228	114.0
CAVALIERS	2	480	67-177	.379	11-43	.256	37-43	.860	27	49	76	34	49-1	20	29	6	182	91.0

2012-2013 Cavaliers vs. Rockets

			FIELD GOALS		3-POINT FG				REBOUNDS									
PLAYER	G-GS	MIN	FG-FGA	PCT	FG-FGA	PCT	FT-FTA	PCT	OFF	DEF	TOT	AST	PF-DQ	STL	TO	BLK	PTS	AVG
Irving	1-1	41	10-24	.417	3-8	.375	7-8	.875	1	3	4	6	2-0	4	8	0	30	30.0
Gee	2-2	61	9-21	.429	3-8	.375	8-8	1.000	1	7	8	2	9-1	1	2	0	29	14.5
Waiters	1-0	29	4-13	.308	1-5	.200	4-4	1.000	1	4	5	1	2-0	0	3	0	13	13.0
Thompson	2-2	62	8-17	.471	0-0	—	6-10	.600	9	15	24	3	7-0	2	2	1	22	11.0
Miles	2-1	41	7-22	.318	2-9	.222	2-2	1.000	1	2	3	3	6-0	2	0	0	18	9.0
Zeller	2-2	57	5-12	.417	0-0	—	4-4	1.000	4	6	10	6	7-0	4	3	2	14	7.0
Ellington (CLE)	1-1	21	6-13	.462	1-4	.250	0-0	—	0	0	0	1	2-0	1	1	0	13	13.0
Speights (CLE)	1-0	17	3-8	.375	0-0	—	0-0	—	2	4	6	2	5-0	1	2	0	6	6.0
Livingston (CLE)	2-1	47	5-13	.385	0-0	—	4-5	.800	0	2	2	5	4-0	3	1	2	14	7.0
Jones	2-0	24	4-9	.444	0-0	—	2-2	1.000	3	1	4	0	2-0	1	0	0	10	5.0
Selby (TOT)	1-0	14	1-4	.250	0-2	.000	3-4	.750	0	1	1	0	0-0	0	2	0	5	5.0
Walton	2-0	31	4-8	.500	1-1	1.000	0-0	—	3	3	6	3	2-0	0	1	1	9	4.5
Quinn	1-0	18	2-5	.400	0-1	.000	0-0	—	0	0	0	2	1-0	1	3	0	4	4.0
Casspi	1-0	7	0-3	.000	0-1	.000	0-0	—	1	0	1	0	0-0	0	1	0	0	0.0
Gibson	1-0	23	0-9	.000	0-6	.000	0-0	—	1	2	3	0	0-0	0	0	0	0	0.0
CAVALIERS	2	480	67-177	.379	11-43	.256	37-43	.860	27	49	76	34	49-1	20	29	6	182	91.0
ROCKETS	2	480	81-156	.519	22-63	.349	44-63	.698	25	72	97	49	41-0	19	39	10	228	114.0

Dallas Mavericks

American Airlines Center
2500 Victory Avenue
Dallas, TX 75219
(214) 665-4660

Rick Carlisle

Directory

Owner ..... Mark Cuban
Head Coach ..... Rick Carlisle
President of Basketball Operations ..... Donn Nelson
General Manager ..... Gersson Rosas
Assistant Coaches ..... Kaleb Canales, Monte Mathis, Tony Brown, Darrell Armstrong
Head Athletic Trainer ..... Casey Smith
Director, Basketball Communications ..... Sarah Melton

General Information

2012-2013 Record ..... 41-41, 4th Southwest
Home Arena ..... American Airlines Center (19,200)
Team Colors ..... Blue, Black, Silver
Radio ..... ESPN Radio 103.3 FM, KFLC 1270 AM
Chuck Cooperstein, Brad Davis, Victor Villalba
Television ..... FOX Sports Southwest
Mark Followill, Derek Harper, Jeff Wade

2013-2014 Schedule vs. Rockets

Fri., Nov. 1 @ Toyota Center, 7:00 p.m., CSN
Wed., Nov. 20 @ American Airlines Center, 8:30 p.m., CSN/ESPN
Mon., Dec. 23 @ Toyota Center, 7:00 p.m., CSN
Wed., Jan. 29 @ American Airlines Center, 7:30 p.m., CSN

All-Time Series Record

Regular Season: 79-76
Home: 44-33 Toyota Center: 6-13
Road: 34-43 America Airlines Center: 5-19
Neutral: 1-0
Playoffs: 4-7 (1988, 2005 - losing both series)
Home: 1-4 Toyota Center: 1-2
Road: 3-3 American Airlines Center: 2-2

2012-2013 Results (Mavericks 3-1)

Dec. 8 @ Toyota Center, Mavericks 116-109
Jan. 16 @ American Airlines Center, Mavericks 105-100
Mar. 3 @ Toyota Center, Rockets 136-103
Mar. 6 @ American Airlines Center, Mavericks 112-108

Series Information

Current Streak: Mavericks, Won 1
Current Home Streak: Won 1
Current Road Streak: Lost 6
Longest Winning Streak: 11 (Apr. 13, 1996-Mar. 24, 1999)
Longest Losing Streak: 9 (Nov. 29, 2010-Jan. 16, 2013)
Biggest Winning Margin: 48 (116-68; Feb. 4, 1981)
Biggest Losing Margin: 35 (131-96; Jan. 19, 1986)
Most Points Scored: 147 (Apr. 11, 1995)
Most Points Allowed: 156 (Apr. 11, 1995)
Fewest Points Scored: 72 (Mar. 21, 2006)
Fewest Points Allowed: 68 (Feb. 4, 1981)

2012-2013 Rockets vs. Mavericks

			FIELD GOALS		3-POINT FG				REBOUNDS									
PLAYER	G-GS	MIN	FG-FGA	PCT	FG-FGA	PCT	FT-FTA	PCT	OFF	DEF	TOT	AST	PF-DQ	STL	TO	BLK	PTS	AVG
Harden	4-4	153	25-67	.373	11-32	.344	47-53	.887	1	21	22	32	12-0	8	12	1	108	27.0
Parsons	4-4	154	32-59	.542	16-27	.593	11-12	.917	3	20	23	11	15-0	2	4	1	91	22.8
Lin	4-4	98	21-41	.512	5-12	.417	12-18	.667	1	5	6	19	5-0	4	10	0	59	14.8
Garcia (HOU)	2-0	41	5-13	.385	3-8	.375	2-2	1.000	0	2	2	2	5-0	1	1	1	15	7.5
Patterson	2-2	53	10-15	.667	1-2	.500	0-0	—	2	7	9	2	3-0	0	2	1	21	10.5
Asik	4-4	105	14-23	.609	0-0	—	12-26	.462	11	36	47	2	6-0	6	6	2	40	10.0
Douglas	2-0	42	5-10	.500	4-7	.571	2-3	.667	0	3	3	3	5-0	1	2	0	16	8.0
Motiejunas	2-2	46	6-14	.429	1-7	.143	2-4	.500	3	6	9	3	3-0	0	4	0	15	7.5
Delfino	4-0	99	10-34	.294	6-26	.231	3-3	1.000	0	10	10	6	8-0	1	8	0	29	7.3
Morris	1-0	16	2-6	.333	1-3	.333	2-2	1.000	0	3	3	1	4-0	0	0	0	7	7.0
Brooks (TOT)	2-1	45	4-11	.364	2-6	.333	3-4	.750	1	7	8	6	4-0	0	4	0	13	6.5
Beverley	3-0	60	5-10	.500	1-2	.500	5-6	.833	6	5	11	12	8-0	2	5	2	16	5.3
Robinson (HOU)	2-0	46	7-10	.700	0-0	—	4-6	.667	2	10	12	1	6-0	4	1	2	18	9.0
Smith	3-0	22	4-6	.667	0-0	—	2-2	1.000	2	11	13	0	8-0	0	1	3	10	3.3
Anderson (HOU)	1-0	9	1-3	.333	0-2	.000	1-1	1.000	0	1	1	1	0-0	1	0	0	3	3.0
Ohlbrecht	1-0	6	1-2	.500	0-0	—	1-1	1.000	0	0	0	1	1-0	1	1	0	3	3.0
Aldrich	1-0	12	1-1	1.000	0-0	—	0-2	.000	0	3	3	1	5-0	1	3	2	2	2.0
ROCKETS	4	960	149-314	.475	49-128	.383	106-141	.752	31	143	174	97	94-0	32	62	15	453	113.3
MAVERICKS	4	960	159-340	.468	38-99	.384	80-106	.755	36	116	152	100	98-0	27	51	13	436	109.0

2012-2013 Mavericks vs. Rockets

			FIELD GOALS		3-POINT FG				REBOUNDS									
PLAYER	G-GS	MIN	FG-FGA	PCT	FG-FGA	PCT	FT-FTA	PCT	OFF	DEF	TOT	AST	PF-DQ	STL	TO	BLK	PTS	AVG
Mayo	4-4	134	29-59	.492	12-19	.632	19-21	.905	3	18	21	27	13-0	5	4	1	89	22.3
Marion	3-3	94	24-42	.571	1-5	.200	5-13	.385	8	12	20	10	8-0	3	4	0	54	18.0
Nowitzki	3-3	93	18-38	.474	2-6	.333	11-11	1.000	4	13	17	8	10-0	1	5	3	49	16.3
Carter	4-0	93	15-36	.417	7-22	.318	7-7	1.000	1	16	17	7	13-0	3	10	1	44	11.0
Kaman	3-3	53	15-24	.625	0-0	—	2-2	1.000	5	10	15	1	4-0	0	6	2	32	10.7
B. Wright	3-2	75	15-21	.714	0-1	.000	2-4	.500	5	6	11	5	5-0	2	3	3	32	10.7
Collison	4-2	104	10-27	.370	4-13	.308	10-10	1.000	0	9	9	14	9-0	4	8	0	34	8.5
M. James	3-1	60	8-24	.333	5-12	.417	2-4	.500	2	3	5	13	10-0	1	2	0	23	7.7
Fisher	1-1	30	1-5	.200	1-3	.333	4-4	1.000	0	1	1	5	2-0	0	1	0	7	7.0
Crowder	4-0	67	9-26	.346	6-12	.500	3-10	.300	2	6	8	5	4-0	4	1	0	27	6.8
Da. Jones	2-1	33	3-9	.333	0-2	.000	7-8	.875	1	1	2	0	2-0	2	0	0	13	6.5
Brand	4-0	77	9-20	.450	0-0	—	4-6	.667	3	18	21	3	9-0	0	2	3	22	5.5
Beaubois	2-0	14	2-6	.333	0-4	.000	3-4	.750	0	3	3	0	1-0	2	2	0	7	3.5
Do. Jones	2-0	19	1-2	.500	0-0	—	0-0	—	1	0	1	2	1-0	0	3	0	2	1.0
B. James	2-0	15	0-1	.000	0-0	—	1-2	.500	1	0	1	0	7-0	0	0	0	1	0.5
MAVERICKS	4	960	159-340	.468	38-99	.384	80-106	.755	36	116	152	100	98-0	27	51	13	436	109.0
ROCKETS	4	960	149-314	.475	49-128	.383	106-141	.752	31	143	174	97	94-0	32	62	15	453	113.3

Denver Nuggets

Pepi Center
1000 Chopper Circle
Denver, CO 80204
(303) 405-1100

Brian Shaw

Directory

Owner ..... E. Stanley Kroenke
President & Governor ..... Josh Kroenke
GM & Executive VP, Basketball Operations ..... Tim Connelly
Head Coach ..... Brian Shaw
Assistant Coaches ..... Lester Conner, Melvin Hunt, Patrick Mutombo, Chris Farr
Head Athletic Trainer ..... Jim Gillen
Director, Media Relations ..... Tim Gelt

General Information

2012-2013 Record ..... 57-25, 2nd Northwest
Home Arena ..... Pepi Center (19,155)
Team Colors ..... Blue, Gold
Radio ..... KRWZ 950 AM, KCKK 1510 AM/93.7 FM Jason Kosmicki
Television ..... Altitude Sports & Entertainment Chris Marlowe, Scott Hastings

2013-2014 Schedule vs. Rockets

Sat., Nov. 16 @ Toyota Center, 7:00 p.m., CSN
Sun., Apr. 6 @ Toyota Center, 6:00 p.m., CSN
Wed., Apr. 9 @ Pepi Center, 8:00 p.m., CSN

All-Time Series Record

Regular Season: 84-81
Home: 51-32 Toyota Center: 10-9
Road: 33-49 Pepi Center: 11-15
Neutral: 0-0
Playoffs: 4-2 (1986 - winning the series)
Home: 3-0 Toyota Center: 0-0
Road: 1-2 Pepi Center: 0-0

2012-2013 Results (Nuggets 4-0)

Nov. 7 @ Toyota Center, Nuggets 93-87
Jan. 23 @ Toyota Center, Nuggets 105-95
Jan. 30 @ Pepi Center, Nuggets 118-110
Apr. 6 @ Pepi Center, Nuggets 132-114

Series Information

Current Streak: Nuggets, Won 7
Current Home Streak: Lost 4
Current Road Streak: Lost 3
Longest Winning Streak: 11 (Mar. 29, 1997-Jan. 20, 2000)
Longest Losing Streak: 7 (2x: last Mar. 2, 2012-Apr. 6, 2013)
Biggest Winning Margin: 30 (129-99; Feb. 26, 1991)
Biggest Losing Margin: 37 (130-93; Jan. 19, 1983)
Most Points Scored: 156 (Jan. 10, 1991)
Most Points Allowed: 141 (April 14, 1982)
Fewest Points Scored: 70 (Apr. 16, 2002)
Fewest Points Allowed: 74 (Jan. 31, 1995)

2012-2013 Rockets vs. Nuggets

			FIELD GOALS		3-POINT FG				REBOUNDS									
PLAYER	G-GS	MIN	FG-FGA	PCT	FG-FGA	PCT	FT-FTA	PCT	OFF	DEF	TOT	AST	PF-DQ	STL	TO	BLK	PTS	AVG
Harden	4-4	148	21-55	.382	3-16	.188	28-34	.824	4	11	15	18	10-0	9	22	1	73	18.3
Lin	4-4	123	21-46	.457	3-14	.214	15-19	.789	0	9	9	22	10-0	8	6	1	60	15.0
Delfino	3-0	87	14-33	.424	9-25	.360	5-6	.833	1	9	10	6	6-0	4	3	1	42	14.0
Jones	1-0	28	5-11	.455	2-4	.500	1-3	.333	4	2	6	0	2-0	1	2	2	13	13.0
Patterson	3-3	72	16-26	.615	3-7	.429	3-4	.750	5	6	11	1	5-0	4	4	3	38	12.7
Motiejunas	1-0	16	4-6	.667	1-3	.333	3-4	.750	0	3	3	0	2-0	0	4	2	12	12.0
Parsons	3-3	103	13-30	.433	6-17	.353	3-5	.600	2	8	10	8	15-0	3	9	2	35	11.7
Brooks (HOU)	1-0	10	3-5	.600	1-2	.500	0-0	—	0	0	0	2	2-0	0	0	2	7	7.0
Anderson (HOU)	2-0	23	6-13	.462	5-9	.556	0-1	.000	0	4	4	2	3-0	1	1	0	17	8.5
Douglas	3-0	48	9-26	.346	0-10	.000	5-6	.833	2	6	8	6	12-0	3	2	1	23	7.7
Asik	4-4	118	13-26	.500	0-0	—	4-8	.500	17	36	53	9	8-0	2	17	5	30	7.5
Garcia (HOU)	1-1	28	4-9	.444	4-8	.500	0-0	—	0	2	2	1	2-0	0	0	0	12	12.0
Morris	3-0	60	7-22	.318	3-9	.333	1-2	.500	3	11	14	2	9-0	0	3	1	18	6.0
Robinson (HOU)	1-0	12	2-4	.500	0-0	—	1-6	.167	3	1	4	1	0-0	1	1	0	5	5.0
Beverley	2-0	35	3-6	.500	1-4	.250	0-0	—	1	5	6	14	1-0	2	3	2	7	3.5
Smith	3-1	32	4-11	.364	0-0	—	2-2	1.000	1	4	5	1	4-0	1	2	1	10	3.3
Aldrich	2-0	17	1-2	.500	0-0	—	2-3	.667	1	3	4	1	3-0	0	0	1	4	2.0
ROCKETS	4	960	146-331	.441	41-128	.320	73-103	.709	44	120	164	94	94-0	39	84	25	406	101.5
NUGGETS	4	960	173-349	.496	34-92	.370	68-103	.660	49	127	176	103	77-0	43	68	24	448	112.0

2012-2013 Nuggets vs. Rockets

			FIELD GOALS		3-POINT FG				REBOUNDS									
PLAYER	G-GS	MIN	FG-FGA	PCT	FG-FGA	PCT	FT-FTA	PCT	OFF	DEF	TOT	AST	PF-DQ	STL	TO	BLK	PTS	AVG
Gallinari	3-3	110	22-45	.489	8-19	.421	6-10	.600	5	16	21	8	3-0	0	4	8	58	19.3
Lawson	3-3	105	21-47	.447	6-11	.545	10-16	.625	1	6	7	19	4-0	5	9	0	58	19.3
Fournier	1-0	23	7-14	.500	3-6	.500	0-0	—	0	3	3	5	5-0	3	2	0	17	17.0
Chandler	3-1	79	19-39	.487	6-13	.462	4-6	.667	4	14	18	4	7-0	5	3	0	48	16.0
Iguodala	4-4	148	22-48	.458	4-19	.211	12-16	.750	2	21	23	28	6-0	10	14	1	60	15.0
Brewer	4-0	93	16-41	.390	6-19	.316	15-21	.714	1	6	7	6	8-0	4	3	3	53	13.3
Faried	4-4	112	19-34	.559	0-0	—	10-17	.588	14	23	37	2	11-0	6	6	5	48	12.0
McGee	3-0	44	14-18	.778	0-0	—	4-4	1.000	5	6	11	0	3-0	1	4	3	32	10.7
Randolph	2-0	24	7-11	.636	0-1	.000	0-2	.000	2	5	7	1	3-0	4	2	0	14	7.0
A. Miller	4-1	103	10-24	.417	1-4	.250	4-6	.667	2	12	14	26	7-0	1	9	0	25	6.3
Koufos	4-4	89	11-20	.550	0-0	—	2-4	.500	9	12	21	2	14-0	3	5	4	24	6.0
Mozgov	2-0	21	3-3	1.000	0-0	—	1-1	1.000	3	3	6	1	6-0	1	2	0	7	3.5
Hamilton	1-0	5	1-2	.500	0-0	—	0-0	—	1	0	1	1	0-0	0	1	0	2	2.0
Q. Miller	1-0	3	1-3	.333	0-0	—	0-0	—	0	0	0	0	0-0	0	0	0	2	2.0
NUGGETS	4	960	173-349	.496	34-92	.370	68-103	.660	49	127	176	103	77-0	43	68	24	448	112.0
ROCKETS	4	960	146-331	.441	41-128	.320	73-103	.709	44	120	164	94	94-0	39	84	25	406	101.5

Detroit Pistons

6 Championship Drive
Auburn Hills, MI 48326
(248) 377-0100

Maurice Cheeks

Directory

Principal Owner ..... Tom Gores
Pres./CEO, Palace Sports & Ent./Pistons ..... Dennis Mannion
President, Basketball Operations ..... Joe Dumars
Head Coach ..... Maurice Cheeks
Assistant Coaches ..... Henry Bibby, John Loyer, Maz Trakh, Rasheed Wallace, Bernard Smith
Head Athletic Trainer ..... Mike Abdenour
Vice President, Public Relations ..... Kevin Grigg

General Information

2012-2013 Record ..... 29-53, 4th Central
Home Arena ..... The Palace of Auburn Hills (22,076)
Team Colors ..... Red, White, Blue
Radio ..... WXYT 97.1 FM
George Blaha, Mark Champion, Rick Mahorn
Television ..... FOX Sports Detroit
George Blaha, Greg Kelser

2013-2014 Schedule vs. Rockets

Sat., Dec. 21 @ The Palace of Auburn Hill, 6:30 p.m., CSN
Sat., Mar. 1 @ Toyota Center, 7:00 p.m., CSN

All-Time Series Record

Regular Season: 62-66
Home: 45-17 Toyota Center: 8-2
Road: 16-45 The Palace of Auburn Hills: 6-17
Neutral: 1-4
Playoffs: Never Met
Home: 0-0 Toyota Center: 0-0
Road: 0-0 The Palace of Auburn Hills: 0-0

2012-2013 Results (Rockets 2-0)

Oct. 31 @ The Palace of Auburn Hill, Rockets 105-96
Nov. 10 @ Toyota Center, Rockets 96-82

Series Information

Current Streak: Rockets, Won 5
Current Home Streak: Won 7
Current Road Streak: Won 2
Longest Winning Streak: 5 (3x: last Dec. 7, 2010-Nov. 10, 2012)
Longest Losing Streak: 6 (Jan. 7, 2004-Nov. 18, 2006)
Biggest Winning Margin: 20 (3x: last Jan. 27, 1986)
Biggest Losing Margin: 28 (105-77; Dec. 9, 2001)
Most Points Scored: 132 (2x: last Mar. 19, 1970)
Most Points Allowed: 140 (Mar. 6, 1968)
Fewest Points Scored: 66 (Jan. 7, 2004)
Fewest Points Allowed: 77 (Dec. 12, 2007)

2012-2013 Rockets vs. Pistons

			FIELD GOALS		3-POINT FG				REBOUNDS									
PLAYER	G-GS	MIN	FG-FGA	PCT	FG-FGA	PCT	FT-FTA	PCT	OFF	DEF	TOT	AST	PF-DQ	STL	TO	BLK	PTS	AVG
Harden	2-2	79	20-39	.513	6-16	.375	11-13	.846	1	10	11	14	2-0	4	9	1	57	28.5
Asik	2-2	60	10-18	.556	0-0	—	6-10	.600	5	12	17	0	5-0	5	7	2	26	13.0
Delfino	2-0	47	7-13	.538	6-10	.600	0-1	.000	1	9	10	1	4-0	2	3	0	20	10.0
Lin	2-2	61	7-19	.368	1-5	.200	4-4	1.000	1	7	8	16	5-0	5	4	0	19	9.5
Parsons	2-2	76	6-19	.316	3-10	.300	4-5	.800	2	10	12	8	4-0	0	3	0	19	9.5
Brooks (TOT)	2-0	46	7-20	.350	2-11	.182	2-2	1.000	0	5	5	7	7-0	1	1	0	18	9.0
Morris	2-1	45	9-17	.529	0-2	.000	0-2	.000	6	9	15	1	4-0	2	2	0	18	9.0
Douglas	2-0	33	3-12	.250	1-5	.200	6-6	1.000	0	2	2	3	3-0	1	5	0	13	6.5
Smith	2-0	29	4-6	.667	0-0	—	4-4	1.000	3	6	9	4	8-0	3	0	1	12	6.0
Garcia (TOT)	1-1	24	1-5	.200	1-3	.333	2-2	1.000	1	0	1	2	1-0	3	1	0	5	5.0
Jones	1-0	12	1-6	.167	1-3	.333	2-2	1.000	0	0	0	0	1-0	0	0	2	5	5.0
Motiejunas	1-0	5	1-1	1.000	0-0	—	1-2	.500	0	0	0	0	2-0	0	0	0	3	3.0
Cook	2-0	11	2-4	.500	1-2	.500	0-0	—	0	1	1	3	2-0	0	0	0	5	2.5
Aldrich	1-0	4	1-2	.500	0-0	—	0-0	—	0	0	0	0	1-0	0	0	0	2	2.0
Patterson	1-1	16	1-5	.200	0-0	—	0-0	—	1	1	2	1	0-0	0	1	0	2	2.0
Robinson (TOT)	2-0	15	2-5	.400	0-0	—	0-1	.000	4	3	7	1	3-0	1	3	1	4	2.0
ROCKETS	2	480	72-161	.447	19-53	.358	38-49	.776	20	67	87	51	41-0	22	35	6	201	100.5
PISTONS	2	480	67-159	.421	13-36	.361	31-42	.738	21	60	81	38	31-0	20	34	13	178	89.0

2012-2013 Pistons vs. Rockets

			FIELD GOALS		3-POINT FG				REBOUNDS									
PLAYER	G-GS	MIN	FG-FGA	PCT	FG-FGA	PCT	FT-FTA	PCT	OFF	DEF	TOT	AST	PF-DQ	STL	TO	BLK	PTS	AVG
Knight	2-2	71	11-25	.440	3-8	.375	6-8	.750	0	8	8	11	1-0	1	7	0	31	15.5
Calderon (TOT)	2-1	61	10-21	.476	5-13	.385	5-6	.833	0	10	10	21	1-0	1	0	1	30	15.0
Monroe	2-2	67	11-23	.478	0-0	—	4-7	.571	5	14	19	5	5-0	5	8	2	26	13.0
Prince	2-2	62	10-18	.556	1-2	.500	4-4	1.000	1	9	10	4	1-0	2	5	1	25	12.5
Stuckey	2-2	66	5-22	.227	0-5	.000	7-8	.875	1	3	4	8	1-0	1	1	0	17	8.5
English	1-0	14	3-6	.500	2-4	.500	0-0	—	0	0	0	3	1-0	2	1	0	8	8.0
Maxiell	2-2	43	7-13	.538	0-0	—	2-2	1.000	5	7	12	0	6-0	0	2	3	16	8.0
Jerebko	2-0	36	5-19	.263	2-7	.286	3-3	1.000	7	1	8	2	4-0	3	0	0	15	7.5
Daye	1-0	6	2-2	1.000	1-1	1.000	0-0	—	0	1	1	0	1-0	0	0	0	5	5.0
Singler	2-0	39	4-10	.400	2-4	.500	0-0	—	0	5	5	0	2-0	0	1	5	10	5.0
Bynum	2-0	27	4-10	.400	1-2	.500	0-0	—	0	3	3	4	5-0	1	4	1	9	4.5
Drummond	2-0	33	3-3	1.000	0-0	—	3-6	.500	2	7	9	0	3-0	3	2	1	9	4.5
Middleton	1-0	9	1-3	.333	0-0	—	2-2	1.000	0	0	0	0	1-0	2	0	0	4	4.0
Villanueva	1-0	9	1-5	.200	1-3	.333	0-2	.000	0	2	2	1	0-0	0	1	0	3	3.0
PISTONS	2	480	67-159	.421	13-36	.361	31-42	.738	21	60	81	38	31-0	20	34	13	178	89.0
ROCKETS	2	480	72-161	.447	19-53	.358	38-49	.776	20	67	87	51	41-0	22	35	6	201	100.5

Golden State Warriors

1011 Broadway
Oakland, CA 94607
(510) 986-2200

Mark Jackson

Directory

Co-Executive Chairman & CEO ..... Joe Lacob
Co-Executive Chairman ..... Peter Guber
General Manager ..... Bob Myers
Head Coach ..... Mark Jackson
Assistant Coaches ..... Pete Myers, Darren Erman, Brian Scalabrine, Jerry DeGregorio, Joe Boylan
Head Athletic Trainer ..... JoHan Wang
Vice President, Communications ..... Raymond Ridder

General Information

2012-2013 Record ..... 47-35, 2nd Pacific
Home Arena ..... ORACLE Arena (19,596)
Team Colors ..... Warriors Royal Blue, California Golden Yellow
Radio ..... KNBR 680/1050 AM
Tim Roye, Tom Tolbert
Television ..... Comcast SportsNet Bay Area
Bob Fitzgerald, Jim Barnett

2013-2014 Schedule vs. Rockets

Fri., Dec. 6 @ Toyota Center, 7:00 p.m., CSN
Fri., Dec. 13 @ ORACLE Arena, 9:30 p.m., CSN/ESPN
Thu., Feb. 20 @ ORACLE Arena, 9:30 p.m., CSN/TNT

All-Time Series Record

Regular Season: 116-80
Home: 61-36 Toyota Center: 14-4
Road: 52-41 ORACLE Arena: 23-7
Neutral: 3-3
Playoffs: Never Met
Home: 0-0 Toyota Center: 0-0
Road: 0-0 ORACLE Arena: 0-0

2012-2013 Results (Rockets 3-1)

Feb. 5 @ Toyota Center, Rockets 140-109
Feb. 12 @ ORACLE Arena, Rockets 116-107
Mar. 8 @ ORACLE Arena, Rockets 94-88
Mar. 17 @ Toyota Center, Warriors 108-78

Series Information

Current Streak: Warriors, Won 1
Current Home Streak: Lost 1
Current Road Streak: Won 2
Longest Winning Streak: 11 (Mar. 8, 1993-Nov. 3, 1995)
Longest Losing Streak: 8 (Dec. 5, 1972-Nov. 26, 1974)
Biggest Winning Margin: 41 (133-92; Nov. 14, 1979)
Biggest Losing Margin: 30 (2x: last 108-78; Mar. 17, 2013)
Most Points Scored: 144 (Mar. 25, 1989)
Most Points Allowed: 142 (Nov. 19, 1967)
Fewest Points Scored: 78 (Mar. 17, 2013)
Fewest Points Allowed: 65 (Jan. 5, 2004)

2012-2013 Rockets vs. Warriors

			FIELD GOALS		3-POINT FG				REBOUNDS										
PLAYER	G-GS	MIN	FG-FGA	PCT	FG-FGA	PCT	FT-FTA	PCT	OFF	DEF	TOT	AST	PF-DQ	STL	TO	BLK	PTS	AVG
Harden	4-4	151	21-66	.318	12-28	.429	32-39	.821	3	22	25	31	6-0	12	12	0	86	21.5
Lin	4-4	133	25-52	.481	9-18	.500	19-24	.792	1	10	11	27	7-0	2	5	0	78	19.5
Parsons	4-4	148	26-53	.491	14-28	.500	6-9	.667	5	17	22	22	6-0	1	6	2	72	18.0
Douglas	1-0	15	3-6	.500	2-4	.500	6-6	1.000	0	1	1	3	4-0	1	0	0	14	14.0
Morris	2-0	45	10-21	.476	5-13	.385	0-0	—	3	8	11	0	6-0	2	3	1	25	12.5
Patterson	2-2	55	11-22	.500	1-4	.250	1-2	.500	5	7	12	3	2-0	0	0	1	24	12.0
Brooks (HOU)	1-0	5	0-1	.000	0-0	—	0-0	—	1	0	1	0	1-0	0	0	0	0	0.0
Delfino	3-0	72	11-28	.393	6-20	.300	6-7	.857	0	8	8	2	3-0	5	2	2	34	11.3
Asik	4-4	136	15-28	.536	0-0	—	6-12	.500	14	44	58	4	12-0	1	5	3	36	9.0
Motiejunas	3-2	38	8-20	.400	2-8	.250	0-0	—	1	4	5	1	9-0	0	3	0	18	6.0
Beverley	4-0	50	5-15	.333	2-10	.200	6-8	.750	3	4	7	7	8-0	2	2	0	18	4.5
Anderson (HOU)	2-0	24	3-8	.375	2-5	.400	0-0	—	2	7	9	4	3-0	0	3	0	8	4.0
Garcia (HOU)	2-0	26	2-7	.286	2-6	.333	0-0	—	0	1	1	0	1-0	3	0	0	6	3.0
Smith	3-0	40	4-9	.444	0-0	—	1-1	1.000	1	9	10	0	8-0	0	3	3	9	3.0
Robinson (HOU)	2-0	15	0-5	.000	0-0	—	0-2	.000	4	3	7	0	1-0	2	2	0	0	0.0
Aldrich	1-0	8	0-1	.000	0-0	—	0-0	—	0	1	1	0	0-0	0	0	0	0	0.0
ROCKETS	4	960	144-342	.421	57-144	.396	83-110	.755	43	146	189	104	77-0	31	54	12	428	107.0
WARRIORS	4	960	156-353	.442	33-82	.402	67-90	.744	39	148	187	91	90-1	21	51	21	412	103.0

2012-2013 Warriors vs. Rockets

			FIELD GOALS		3-POINT FG				REBOUNDS										
PLAYER	G-GS	MIN	FG-FGA	PCT	FG-FGA	PCT	FT-FTA	PCT	OFF	DEF	TOT	AST	PF-DQ	STL	TO	BLK	PTS	AVG
Curry	4-4	150	33-74	.446	11-29	.379	10-13	.769	1	18	19	34	12-0	4	7	2	87	21.8
Thompson	4-4	144	31-64	.484	11-21	.524	3-5	.600	1	12	13	5	12-0	3	11	3	76	19.0
Jack	4-0	121	20-48	.417	8-15	.533	11-11	1.000	0	12	12	22	5-0	1	7	1	59	14.8
Lee	4-4	122	22-45	.489	0-0	—	12-15	.800	9	25	34	10	16-1	1	9	1	56	14.0
Bogut	4-4	112	13-29	.448	1-1	1.000	4-6	.667	11	33	44	9	12-0	4	4	6	31	7.8
Barnes	4-4	85	11-28	.393	1-6	.167	6-8	.750	2	9	11	1	5-0	1	6	1	29	7.3
Landry	4-0	69	9-21	.429	0-0	—	5-7	.714	4	13	17	5	6-0	1	2	0	23	5.8
Green	4-0	51	8-18	.444	1-6	.167	4-7	.571	3	10	13	2	9-0	4	1	3	21	5.3
Bazemore	2-0	27	4-11	.364	0-1	.000	2-6	.333	1	0	1	1	4-0	2	1	1	10	5.0
Jefferson	3-0	36	3-8	.375	0-3	.000	7-7	1.000	0	9	9	1	1-0	0	1	1	13	4.3
Ezeli	3-0	35	2-5	.400	0-0	—	2-4	.500	7	6	13	0	7-0	0	2	2	6	2.0
Jenkins	1-0	6	0-2	.000	0-0	—	1-1	1.000	0	0	0	0	1-0	0	0	0	1	1.0
Biedrins	1-0	0	0-0	—	0-0	—	0-0	—	0	0	0	0	0-0	0	0	0	0	0.0
Thomas	1-0	2	0-0	—	0-0	—	0-0	—	0	1	1	1	0-0	0	0	0	0	0.0
WARRIORS	4	960	156-353	.442	33-82	.402	67-90	.744	39	148	187	91	90-1	21	51	21	412	103.0
ROCKETS	4	960	144-342	.421	57-144	.396	83-110	.755	43	146	189	104	77-0	31	54	12	428	107.0

Indiana Pacers

125 S. Pennsylvania Street
Indianapolis, IN 46204
(317) 917-2500

Frank Vogel

Directory

Owner, Chairman & CEO ..... Herbert Simon
President, Basketball Operations ..... Larry Bird
Head Coach ..... Frank Vogel
Associate Head Coach ..... Nate McMillan
Assistant Coaches ..... Dan Burke, Popeye Jones
Scout/Assistant Coach ..... Jimmy Powell
Head Athletic Trainer ..... Josh Corbeil
Director, Pacers Media Relations ..... David Benner

General Information

2012-2013 Record ..... 49-32, 1st Central
Home Arena ..... Bankers Life Fieldhouse (18,165)
Team Colors ..... Navy Blue, Gold
Radio ..... 1070 The Fan
Mark Boyle, Bob Leonard, Kevin Lee
Television ..... FOX Sports Indiana
Chris Denari, Quinn Buckner, Austin Croshere, Brooke Olzendam

2013-2014 Schedule vs. Rockets

Fri., Dec. 20 @ Bankers Life Fieldhouse, 7:00 p.m., CSN/ESPN
Fri., Mar. 7 @ Toyota Center, 8:30 p.m., CSN/ESPN

All-Time Series Record

Regular Season: 48-33
Home: 28-13 Toyota Center: 4-6
Road: 20-20 Bankers Life Fieldhouse: 5-8
Neutral: 0-0
Playoffs: Never Met
Home: 0-0 Toyota Center: 0-0
Road: 0-0 Bankers Life Fieldhouse: 0-0

2012-2013 Results (Pacers 2-0)

Jan. 18 @ Bankers Life Fieldhouse, Pacers 105-95
Mar. 27 @ Toyota Center, Pacers 100-91

Series Information

Current Streak: Pacers, Won 3
Current Home Streak: Lost 2
Current Road Streak: Lost 1
Longest Winning Streak: 9 (Mar. 8, 1985-Apr. 11, 1989)
Longest Losing Streak: 4 (2x: last Nov. 26, 2008-Apr. 4, 2010)
Biggest Winning Margin: 30 (132-102; Jan. 16, 1988)
Biggest Losing Margin: 31 (133-102; Apr. 4, 2010)
Most Points Scored: 134 (Mar. 23, 1979)
Most Points Allowed: 141 (2x: last Nov. 29, 1991)
Fewest Points Scored: 71 (Dec. 23, 2003)
Fewest Points Allowed: 74 (Jan. 23, 2004)

2012-2013 Rockets vs. Pacers

			FIELD GOALS		3-POINT FG				REBOUNDS									
PLAYER	G-GS	MIN	FG-FGA	PCT	FG-FGA	PCT	FT-FTA	PCT	OFF	DEF	TOT	AST	PF-DQ	STL	TO	BLK	PTS	AVG
Harden	2-2	84	11-43	.256	6-17	.353	11-14	.786	1	8	9	15	4-0	2	8	4	39	19.5
Asik	2-2	56	11-18	.611	0-0	—	8-10	.800	9	8	17	1	5-0	2	6	4	30	15.0
Parsons	2-2	81	11-23	.478	2-7	.286	3-3	1.000	1	3	4	7	3-0	1	4	2	27	13.5
Delfino	2-0	40	8-17	.471	4-8	.500	2-2	1.000	1	4	5	5	4-0	3	1	0	22	11.0
Brooks (TOT)	2-1	65	8-19	.421	4-9	.444	0-0	—	1	6	7	3	11-1	2	5	1	20	10.0
Lin	2-2	51	7-13	.538	3-4	.750	1-1	1.000	0	6	6	7	4-0	2	7	0	18	9.0
Smith	2-0	50	6-14	.429	0-0	—	6-8	.750	9	14	23	0	9-0	0	3	1	18	9.0
Robinson (TOT)	3-0	59	9-22	.409	0-0	—	8-10	.800	6	5	11	3	8-0	3	4	3	26	8.7
Robinson (HOU)	1-0	22	4-8	.500	0-0	—	2-2	1.000	4	0	4	1	3-0	1	0	0	10	10.0
Beverley	2-0	45	6-14	.429	3-5	.600	2-2	1.000	1	5	6	3	2-0	3	2	2	17	8.5
Garcia (TOT)	2-0	29	6-10	.600	2-4	.500	0-0	—	0	2	2	0	4-0	1	1	0	14	7.0
Patterson	1-1	25	1-8	.125	1-4	.250	0-0	—	0	2	2	0	2-0	0	0	0	3	3.0
Motiejunas	2-1	14	1-3	.333	0-1	.000	0-0	—	0	2	2	0	5-0	0	0	1	2	1.0
Anderson (TOT)	1-0	1	0-0	—	0-0	—	0-0	—	0	0	0	0	0-0	0	0	0	0	0.0
Anderson (HOU)	1-0	1	0-0	—	0-0	—	0-0	—	0	0	0	0	0-0	0	0	0	0	0.0
Morris	1-0	11	0-5	.000	0-5	.000	0-0	—	0	0	0	0	1-0	0	1	0	0	0.0
ROCKETS	2	480	66-166	.398	19-51	.373	35-42	.833	26	52	78	39	42-0	14	32	14	186	93.0
PACERS	2	480	75-165	.455	17-37	.459	38-45	.844	23	63	86	41	41-0	20	28	14	205	102.5

2012-2013 Pacers vs. Rockets

			FIELD GOALS		3-POINT FG				REBOUNDS									
PLAYER	G-GS	MIN	FG-FGA	PCT	FG-FGA	PCT	FT-FTA	PCT	OFF	DEF	TOT	AST	PF-DQ	STL	TO	BLK	PTS	AVG
George	2-2	82	15-36	.417	9-18	.500	8-8	1.000	1	11	12	6	8-0	8	7	1	47	23.5
Hibbert	2-2	61	17-29	.586	0-0	—	6-8	.750	9	13	22	6	8-0	1	6	6	40	20.0
West	1-1	34	8-18	.444	0-0	—	4-6	.667	2	9	11	7	2-0	1	1	3	20	20.0
Stephenson	2-2	72	13-24	.542	2-5	.400	2-3	.667	4	4	8	7	4-0	2	3	0	30	15.0
T. Hansbrough	2-1	50	5-11	.455	0-0	—	10-11	.909	3	6	9	1	3-0	2	1	0	20	10.0
Hill	2-2	76	5-20	.250	2-7	.286	5-6	.833	0	8	8	8	3-0	5	2	0	17	8.5
Augustin	2-0	27	4-8	.500	1-4	.250	2-2	1.000	1	2	3	1	2-0	0	1	0	11	5.5
Johnson	2-0	23	3-4	.750	3-3	1.000	0-0	—	0	2	2	2	3-0	0	2	0	9	4.5
Green	1-0	5	1-3	.333	0-0	—	0-0	—	0	0	0	2	0-0	0	0	1	2	2.0
Pendergraph	2-0	24	2-8	.250	0-0	—	0-0	—	2	5	7	1	3-0	0	1	1	4	2.0
Young	1-0	4	1-1	1.000	0-0	—	0-0	—	0	0	0	0	0-0	0	0	0	2	2.0
Mahinmi	2-0	23	1-3	.333	0-0	—	1-1	1.000	1	3	4	0	5-0	1	1	2	3	1.5
McGuire (TOT)	2-1	26	1-4	.250	0-0	—	0-0	—	2	4	6	0	2-0	2	0	0	2	1.0
B. Hansbrough	1-0	1	0-0	—	0-0	—	0-0	—	0	0	0	0	0-0	0	0	0	0	0.0
PACERS	2	480	75-165	.455	17-37	.459	38-45	.844	23	63	86	41	41-0	20	28	14	205	102.5
ROCKETS	2	480	66-166	.398	19-51	.373	35-42	.833	26	52	78	39	42-0	14	32	14	186	93.0

Los Angeles Clippers

Los Angeles Clippers Training Center
6951 South Centinela Avenue
Playa Vista, CA 90094
(310) 862-6000

"Doc" Rivers

Directory

Chairman of the Board, Owner & NBA Governor .... Donald T. Sterling
Sr. VP, Basketball Operations/Head Coach ..... Glenn "Doc" Rivers
VP, Basketball Operations ..... Gary Sacks
Associate Head Coach ..... Alvin Gentry
Assistant Coaches ..... Kevin Eastman, Armond Hill, Tyronn Lue, Brenden O'Connor
Head Athletic Trainer ..... Jasen Powell
Director, Communications ..... Seth Burton

General Information

2012-2013 Record ..... 56-26, 1st Pacific
Home Arena ..... STAPLES Center (19,060)
Team Colors ..... Red, White, Blue
Radio ..... KFWB 980 AM, ESPN Deportes 1330 AM
Brian Sieman, Celso Gaspar
Television ..... Prime Ticket
Ralph Lawler, Michael Smith

2013-2014 Schedule vs. Rockets

Mon., Nov. 4 @ STAPLES Center, 9:30 p.m., CSN/NBA TV
Sat., Nov. 9 @ Toyota Center, 7:00 p.m., CSN
Wed., Feb. 26 @ STAPLES Center, 9:30 p.m., CSN/ESPN
Sat., Mar. 29 @ Toyota Center, 7:00 p.m., CSN/NBA TV

All-Time Series Record

Regular Season: 112-65
Home: 63-22 Toyota Center: 13-5
Road: 45-42 STAPLES Center: 14-11
Neutral: 4-1
Playoffs: 3-2 (1993 - winning the series)
Home: 2-1 Toyota Center: 0-0
Road: 1-1 STAPLES Center: 0-0

2012-2013 Results (Clippers 2-1)

Jan. 15 @ Toyota Center, Clippers 117-109
Feb. 13 @ STAPLES Center, Clippers 106-96
Mar. 30 @ Toyota Center, Rockets 98-81

Series Information

Current Streak: Rockets, Won 1
Current Home Streak: Won 1
Current Road Streak: Lost 4
Longest Winning Streak: 9 (2x: last Mar. 12, 2003-Apr. 18, 2005)
Longest Losing Streak: 5 (Jan. 4, 2012- Feb. 13, 2013)
Biggest Winning Margin: 32 (148-116; Mar. 15, 1986)
Biggest Losing Margin: 31 (128-97; Dec. 21, 1983)
Most Points Scored: 148 (Mar. 15, 1986)
Most Points Allowed: 138 (Mar. 7, 1979)
Fewest Points Scored: 74 (Nov. 4, 2000)
Fewest Points Allowed: 71 (Nov. 26, 2007)

2012-2013 Rockets vs. Clippers

			FIELD GOALS		3-POINT FG				REBOUNDS										
PLAYER	G-GS	MIN	FG-FGA	PCT	FG-FGA	PCT	FT-FTA	PCT	OFF	DEF	TOT	AST	PF-DQ	STL	TO	BLK	PTS	AVG
—	2-2	68	11-31	.355	3-10	.300	14-14	1.000	0	4	4	10	2-0	1	4	0	39	19.5
Harden	1-1	35	8-20	.400	2-9	.222	5-6	.833	0	4	4	3	4-0	1	5	0	23	23.0
Parsons	3-3	104	20-41	.488	4-13	.308	5-8	.625	5	12	17	12	6-0	2	8	1	49	16.3
Lin	3-3	101	13-33	.394	3-9	.333	12-16	.750	0	3	3	20	12-0	4	11	2	41	13.7
Morris	2-0	53	8-20	.400	4-11	.364	2-5	.400	2	12	14	1	8-0	1	2	0	22	11.0
Delfino	3-1	76	10-24	.417	5-17	.294	5-5	1.000	0	5	5	7	5-0	7	6	0	30	10.0
Asik	3-3	84	12-20	.600	0-0	—	4-9	.444	11	17	28	3	3-0	3	8	3	28	9.3
Garcia (HOU)	1-0	27	5-10	.500	3-7	.429	2-2	1.000	0	1	1	1	1-0	1	1	1	15	15.0
Patterson	2-2	40	8-16	.500	1-3	.333	0-0	—	3	5	8	1	7-0	2	1	0	17	8.5
Smith	2-1	51	6-10	.600	0-0	—	3-4	.750	4	8	12	0	3-0	0	0	1	15	7.5
Anderson (HOU)	3-1	53	6-15	.400	1-5	.200	8-9	.889	4	7	11	2	3-0	3	6	0	21	7.0
Douglas	1-0	14	3-6	.500	1-2	.500	0-2	.000	0	1	1	2	2-0	0	0	0	7	7.0
Motiejunas	3-0	27	7-13	.538	0-2	.000	4-6	.667	4	3	7	2	1-0	0	2	0	18	6.0
Beverley	3-0	43	6-14	.429	3-6	.500	2-2	1.000	4	5	9	6	8-0	3	4	0	17	5.7
Brooks (HOU)	1-0	3	0-2	.000	0-1	.000	0-0	—	0	0	0	0	1-0	0	0	0	0	0.0
Robinson (HOU)	1-0	3	0-0	—	0-0	—	0-0	—	0	2	2	0	0-0	0	0	0	0	0.0
Aldrich	2-0	3	0-0	—	0-0	—	0-0	—	0	0	0	0	0-0	0	0	0	0	0.0
Ohlbrecht	1-0	3	0-0	—	0-0	—	0-0	—	0	1	1	0	0-0	0	2	0	0	0.0
ROCKETS	3	720	112-244	.459	27-85	.318	52-74	.703	37	86	123	60	64-0	27	59	8	303	101.0
CLIPPERS	3	720	110-231	.476	31-73	.425	53-66	.803	23	87	110	64	66-0	29	56	15	304	101.3

2012-2013 Clippers vs. Rockets

			FIELD GOALS		3-POINT FG				REBOUNDS										
PLAYER	G-GS	MIN	FG-FGA	PCT	FG-FGA	PCT	FT-FTA	PCT	OFF	DEF	TOT	AST	PF-DQ	STL	TO	BLK	PTS	AVG
Crawford	3-0	85	22-45	.489	8-19	.421	6-6	1.000	1	5	6	2	1-0	2	6	0	58	19.3
Billups	1-1	20	6-9	.667	4-7	.571	3-3	1.000	0	1	1	2	2-0	0	0	0	19	19.0
Griffin	3-3	94	18-34	.529	0-0	—	15-18	.833	7	11	18	15	9-0	5	10	3	51	17.0
Paul	2-2	63	10-23	.435	3-7	.429	6-8	.750	0	8	8	18	7-0	6	2	0	29	14.5
Green	2-2	37	7-12	.583	4-5	.800	3-3	1.000	0	1	1	1	4-0	1	2	0	21	10.5
Barnes	3-0	70	10-25	.400	7-16	.438	4-6	.667	1	7	8	4	11-0	3	4	1	31	10.3
Butler	3-3	66	10-26	.385	4-12	.333	1-1	1.000	1	4	5	6	2-0	2	4	0	25	8.3
Bledsoe	3-1	78	9-21	.429	1-3	.333	4-4	1.000	2	12	14	10	3-0	5	5	1	23	7.7
Jordan	3-3	65	11-16	.688	0-0	—	1-4	.250	5	8	13	1	5-0	2	4	3	23	7.7
Hollins	2-0	39	3-5	.600	0-0	—	6-6	1.000	2	9	11	0	7-0	0	4	6	12	6.0
Hill	2-0	30	2-5	.400	0-0	—	2-5	.400	0	2	2	2	6-0	2	4	0	6	3.0
Wayns (LAC)	1-0	3	0-1	.000	0-1	.000	2-2	1.000	0	0	0	0	1-0	0	1	0	2	2.0
Odom	3-0	51	2-9	.222	0-3	.000	0-0	—	4	17	21	2	8-0	1	5	1	4	1.3
Turiaf	3-0	17	0-0	—	0-0	—	0-0	—	0	2	2	1	0-0	0	1	0	0	0.0
CLIPPERS	3	720	110-231	.476	31-73	.425	53-66	.803	23	87	110	64	66-0	29	56	15	304	101.3
ROCKETS	3	720	112-244	.459	27-85	.318	52-74	.703	37	86	123	60	64-0	27	59	8	303	101.0

Los Angeles Lakers

555 N. Nash Street
El Segundo, CA 90245
(310) 426-6000



Mike D'Antoni

Directory

President/Governor ..... Jeanie Buss
Executive VP, Basketball Operations/Alt. Governor ..... Jim Buss
General Manager ..... Mitch Kupchak
Head Coach ..... Mike DõAntoni
Assistant Coaches ..... Dan DõAntoni, Kurt Rambis, Johnny Davis, Mark Madsen, Larry Lewis
Head Athletic Trainer ..... Gary Vitti
Vice President, Public Relations ..... John Black

General Information

2012-2013 Record ..... 45-37, 3rd Pacific
Home Arena ..... STAPLES Center (18,997)
Team Colors ..... Purple, Gold
Radio ..... ESPN Radio 710 AM, ESPN Deportes 1330 AM
John Ireland, Mychal Thompson, Fernando Gonzalez, Pepe Mantilla
Television ..... Time Warner Cable SportsNet & Deportes
Bill Macdonald, Stu Lantz, Adrian Garcia Marquez, Francisco Pinto

2013-2014 Schedule vs. Rockets

Thu., Nov. 7 @ Toyota Center, 8:30 p.m., TNT
Wed., Jan. 8 @ Toyota Center, 8:30 p.m., CSN/ESPN
Wed., Feb. 19 @ STAPLES Center, 9:30 p.m., CSN/ESPN
Tue., Apr. 8 @ STAPLES Center, 9:30 p.m., TNT

All-Time Series Record

Regular Season: 66-132
Home: 39-57 Toyota Center: 8-9
Road: 26-74 STAPLES Center: 9-18
Neutral: 1-1
Playoffs: 15-20 (1981, 1986, 1990, 1991, 1996, 1999, 2004, 2009 - winning three series)
Home: 9-6 Toyota Center: 3-2
Road: 6-14 STAPLES Center: 1-6

2012-2013 Results (Even 2-2)

Nov. 18 @ STAPLES Center, Lakers 119-108
Dec. 4 @ Toyota Center, Rockets 107-105
Jan. 8 @ Toyota Center, Rockets 125-112
Apr. 17 @ STAPLES Center, Lakers 99-95 (OT)

Series Information

Current Streak: Lakers, Won 1
Current Home Streak: Won 4
Current Road Streak: Lost 2
Longest Winning Streak: 6 (Jan. 18, 1993-Mar. 24, 1994)
Longest Losing Streak: 15 (Dec. 31, 1967-Dec. 5, 1970)
Biggest Winning Margin: 32 (136-104; Dec. 27, 1972)
Biggest Losing Margin: 36 (152-116; Oct. 27, 1968)
Most Points Scored: 136 (Dec. 27, 1972)
Most Points Allowed: 152 (Oct. 27, 1968)
Fewest Points Scored: 74 (Nov. 15, 1991)
Fewest Points Allowed: 74 (2x: last Dec. 18, 2005)

2012-2013 Rockets vs. Lakers

			FIELD GOALS		3-POINT FG				REBOUNDS										
PLAYER	G-GS	MIN	FG-FGA	PCT	FG-FGA	PCT	FT-FTA	PCT	OFF	DEF	TOT	AST	PF-DQ	STL	TO	BLK	PTS	AVG
Harden	4-4	161	29-81	.358	8-28	.286	30-36	.833	7	19	26	25	11-0	3	19	0	96	24.0
Parsons	4-4	151	31-57	.544	9-21	.429	9-11	.818	3	12	15	13	10-0	3	8	1	80	20.0
Douglas	3-0	73	14-31	.452	4-12	.333	6-7	.857	4	5	9	7	10-0	2	4	0	38	12.7
Delfino	3-0	69	13-33	.394	8-19	.421	0-0	—	2	10	12	8	7-0	4	1	0	34	11.3
Lin	4-4	121	15-44	.341	4-15	.267	6-11	.545	0	11	11	26	13-0	5	14	0	40	10.0
Patterson	3-2	73	13-23	.565	0-3	.000	3-3	1.000	4	10	14	4	5-0	1	1	3	29	9.7
Smith	4-1	82	14-19	.737	0-1	.000	10-11	.909	10	17	27	2	9-0	0	2	6	38	9.5
Brooks (TOT)	2-1	40	6-13	.462	3-8	.375	1-1	1.000	1	6	7	5	3-0	2	1	0	16	8.0
Morris	3-1	59	9-25	.360	2-10	.200	2-3	.667	7	8	15	2	4-0	2	2	0	22	7.3
Asik	4-4	116	14-23	.609	0-0	—	0-9	.000	10	25	35	3	14-0	4	4	3	28	7.0
Aldrich	1-0	13	3-6	.500	0-0	—	0-0	—	1	3	4	1	3-0	0	1	0	6	6.0
Beverley	1-0	18	2-5	.400	0-2	.000	2-2	1.000	1	4	5	2	3-0	1	0	0	6	6.0
Jones	2-0	33	6-9	.667	0-1	.000	0-0	—	1	6	7	5	3-0	3	0	1	12	6.0
Garcia (TOT)	2-0	11	1-7	.143	0-3	.000	2-3	.667	1	0	1	0	1-0	0	0	0	4	2.0
Garcia (HOU)	1-0	9	1-3	.333	0-2	.000	2-3	.667	0	0	0	0	1-0	0	0	0	4	4.0
Motiejunas	1-0	1	1-1	1.000	0-0	—	0-0	—	0	0	0	0	0-0	0	0	0	2	2.0
Anderson (HOU)	1-0	1	0-0	—	0-0	—	0-0	—	0	0	0	1	0-0	0	0	0	0	0.0
Cook	1-0	5	0-2	.000	0-1	.000	0-0	—	0	0	0	0	0-0	1	0	0	0	0.0
ROCKETS	4	985	165-362	.456	35-115	.304	70-96	.729	50	130	180	99	93-0	29	57	14	435	108.8
LAKERS	4	985	160-349	.458	40-104	.385	75-109	.688	50	138	188	95	78-0	33	61	25	435	108.8

2012-2013 Lakers vs. Rockets

			FIELD GOALS		3-POINT FG				REBOUNDS										
PLAYER	G-GS	MIN	FG-FGA	PCT	FG-FGA	PCT	FT-FTA	PCT	OFF	DEF	TOT	AST	PF-DQ	STL	TO	BLK	PTS	AVG
Bryant	3-3	112	31-71	.437	5-20	.250	14-19	.737	4	18	22	20	11-0	8	11	0	81	27.0
Blake	1-1	48	6-20	.300	4-12	.333	8-8	1.000	2	5	7	7	2-0	0	1	0	24	24.0
Howard	3-3	119	21-42	.500	0-1	.000	18-38	.474	7	36	43	4	9-0	5	9	11	60	20.0
Gasol	2-2	80	14-30	.467	0-0	—	6-8	.750	8	17	25	14	0-0	1	4	2	34	17.0
Nash	1-1	34	6-10	.600	0-3	.000	4-4	1.000	1	4	5	10	1-0	0	2	0	16	16.0
World Peace	4-4	118	22-40	.550	8-15	.533	8-10	.800	6	10	16	5	14-0	7	8	0	60	15.0
Jamison	4-1	113	18-39	.462	8-18	.444	2-4	.500	8	9	17	4	8-0	2	4	3	46	11.5
Hill	2-0	31	7-11	.636	0-0	—	3-3	1.000	5	9	14	1	4-0	0	4	3	17	8.5
Meeks	4-1	107	9-34	.265	6-22	.273	7-8	.875	1	5	6	5	8-0	4	3	0	31	7.8
Morris	4-2	74	12-19	.632	5-6	.833	0-0	—	2	6	8	11	7-0	2	5	0	29	7.3
Duhon	3-1	72	6-10	.600	4-6	.667	2-3	.667	3	5	8	10	6-0	4	6	0	18	6.0
Sacre	2-1	29	4-10	.400	0-0	—	2-2	1.000	0	3	3	1	4-0	0	0	4	10	5.0
Clark	3-0	44	4-11	.364	0-1	.000	1-2	.500	2	11	13	3	4-0	0	2	2	9	3.0
Goudelock	1-0	6	0-2	.000	0-0	—	0-0	—	1	0	1	0	0-0	0	0	0	0	0.0
LAKERS	4	985	160-349	.458	40-104	.385	75-109	.688	50	138	188	95	78-0	33	61	25	435	108.8
ROCKETS	4	985	165-362	.456	35-115	.304	70-96	.729	50	130	180	99	93-0	29	57	14	435	108.8

Memphis Grizzlies

191 Beale Street
Memphis, TN 38103
(901) 205-1234

David Joerger

Directory

Chairman & Controlling Owner ..... Robert J. Pera
GM/Vice President, Basketball Operations ..... Chris Wallace
Vice President, Basketball Operations ..... John Hollinger
Head Coach ..... David Joerger
Assistant Coaches ..... Elston Turner, Duane Ticknor, Bob Thornton, Shawn Respert
Head Athletic Trainer ..... Drew Graham
Director, Communications & Publications ..... Jason Wallace

General Information

2012-2013 Record ..... 56-26, 2nd Southwest
Home Arena ..... FedExForum (18,119)
Team Colors ..... Memphis Midnight, Beale Street Blue, Smoke Blue, Grizzlies Gold
Radio ..... ESPN 92.9 FM/680AM
Eric Hasseltine, Hank McDowell, Elliot Perry
Television ..... SportSouth
Pete Pranica, Sean Tuohy, Brevin Knight, Rob Fischer

2013-2014 Schedule vs. Rockets

Mon., Nov. 25 @ FedExForum, 7:00 p.m., CSN
Thu., Dec. 26 @ Toyota Center, 7:00 p.m., CSN/TNT
Fri., Jan. 24 @ Toyota Center, 7:00 p.m., CSN
Sat., Jan. 25 @ FedExForum, 7:00 p.m., CSN

All-Time Series Record

Regular Season: 47-25
Home: 30-6 Toyota Center: 16-4
Road: 17-19 FedExForum: 8-16
Neutral: 0-0
Playoffs: Never Met
Home: 0-0 Toyota Center: 0-0
Road: 0-0 FedExForum: 0-0

2012-2013 Results (Grizzlies 3-1)

Nov. 9 @ FedExForum, Grizzlies 93-85
Dec. 22 @ Toyota Center, Rockets 121-96
Mar. 29 @ FedExForum, Grizzlies 103-94
Apr. 12 @ Toyota Center, Grizzlies 82-78

Series Information

Current Streak: Grizzlies, Won 2
Current Home Streak: Lost 1
Current Road Streak: Lost 5
Longest Winning Streak: 9 (Dec. 16, 1997-Dec. 6, 2000)
Longest Losing Streak: 4 (Nov. 25, 2005-Apr. 15, 2006)
Biggest Winning Margin: 27 (118-91; Dec. 16, 1997)
Biggest Losing Margin: 23 (109-86; Mar. 26, 2004)
Most Points Scored: 127 (Dec. 3, 2010)
Most Points Allowed: 115 (Jan. 21, 2011)
Fewest Points Scored: 71 (Nov. 1, 2003)
Fewest Points Allowed: 71 (Oct. 29, 2008)

2012-2013 Rockets vs. Grizzlies

			FIELD GOALS		3-POINT FG				REBOUNDS									
PLAYER	G-GS	MIN	FG-FGA	PCT	FG-FGA	PCT	FT-FTA	PCT	OFF	DEF	TOT	AST	PF-DQ	STL	TO	BLK	PTS	AVG
Harden	4-4	142	23-64	.359	10-23	.435	30-36	.833	3	11	14	22	7-0	7	17	4	86	21.5
Parsons	3-3	93	16-29	.552	7-14	.500	3-4	.750	1	9	10	7	4-0	2	5	1	42	14.0
Lin	4-4	140	18-44	.409	5-15	.333	14-15	.933	1	16	17	22	11-0	6	12	3	55	13.8
Morris	2-1	46	8-14	.571	4-6	.667	1-1	1.000	1	3	4	1	6-0	1	0	2	21	10.5
Douglas	1-0	27	4-13	.308	1-4	.250	1-1	1.000	1	1	2	1	1-0	1	0	0	10	10.0
Asik	4-4	121	15-28	.536	0-0	—	8-10	.800	11	29	40	5	8-0	0	12	4	38	9.5
Delfino	4-0	98	11-32	.344	7-25	.280	5-5	1.000	0	11	11	9	5-0	4	5	1	34	8.5
Patterson	1-1	31	4-10	.400	0-1	.000	0-0	—	1	3	4	4	5-0	0	1	0	8	8.0
Jones	1-0	28	3-7	.429	1-2	.500	0-0	—	5	7	12	2	4-0	1	2	2	7	7.0
Motiejunas	3-1	33	8-18	.444	2-6	.333	3-4	.750	3	2	5	0	4-0	1	3	1	21	7.0
Beverley	2-0	48	3-10	.300	2-7	.286	4-4	1.000	3	6	9	4	7-0	1	4	2	12	6.0
Smith	3-1	66	8-10	.800	0-0	—	1-6	.167	11	10	21	2	9-0	4	1	1	17	5.7
Anderson (HOU)	1-0	21	4-9	.444	0-3	.000	2-2	1.000	1	1	2	4	2-0	1	1	1	10	10.0
Garcia (HOU)	1-1	22	2-8	.250	2-7	.286	0-0	—	0	2	2	0	1-0	0	1	0	6	6.0
Machado	1-0	4	1-1	1.000	0-0	—	0-0	—	0	1	1	2	0-0	1	2	0	2	2.0
Aldrich	2-0	9	1-4	.250	0-0	—	0-0	—	1	2	3	0	2-0	0	1	1	2	1.0
Cook	2-0	11	1-2	.500	0-1	.000	0-0	—	0	2	2	0	1-0	0	1	0	2	1.0
ROCKETS	4	960	132-313	.422	41-114	.360	73-90	.811	47	118	165	86	82-0	30	70	23	378	94.5
GRIZZLIES	4	960	146-335	.436	17-61	.279	65-86	.756	51	112	163	81	76-0	39	49	25	374	93.5

2012-2013 Grizzlies vs. Rockets

			FIELD GOALS		3-POINT FG				REBOUNDS									
PLAYER	G-GS	MIN	FG-FGA	PCT	FG-FGA	PCT	FT-FTA	PCT	OFF	DEF	TOT	AST	PF-DQ	STL	TO	BLK	PTS	AVG
Randolph	4-4	130	21-45	.467	0-0	—	19-21	.905	17	27	44	8	9-0	2	5	5	61	15.3
Conley	4-4	132	21-50	.420	3-10	.300	12-17	.706	1	14	15	25	9-0	12	5	1	57	14.3
Gay	2-2	59	12-25	.480	1-6	.167	2-4	.500	3	8	11	5	6-0	1	6	0	27	13.5
Gasol	4-4	134	20-44	.455	0-1	.000	13-15	.867	7	19	26	14	11-0	3	5	5	53	13.3
Allen	4-4	90	20-41	.488	0-3	.000	5-12	.417	4	5	9	1	11-0	5	4	2	45	11.3
Bayless	4-0	95	17-39	.436	6-16	.375	4-5	.800	2	10	12	14	8-0	5	9	1	44	11.0
Prince (MEM)	2-2	75	7-16	.438	1-2	.500	4-4	1.000	0	11	11	3	3-0	1	2	1	19	9.5
Davis (MEM)	2-0	21	2-5	.400	0-0	—	0-0	—	3	3	6	1	4-0	0	0	2	4	2.0
Speights	2-0	36	5-13	.385	0-0	—	3-4	.750	8	2	10	2	1-0	1	1	3	13	6.5
Selby	1-0	14	1-4	.250	0-2	.000	3-4	.750	0	1	1	0	0-0	0	2	0	5	5.0
Pondexter	4-0	84	8-25	.320	3-12	.250	0-0	—	4	3	7	2	6-0	6	5	1	19	4.8
Arthur	3-0	42	6-14	.429	0-0	—	0-0	—	2	5	7	0	4-0	1	2	3	12	4.0
Daye (MEM)	1-0	9	1-4	.250	1-3	.333	0-0	—	0	1	1	2	0-0	0	1	0	3	3.0
Ellington	2-0	24	3-6	.500	1-3	.333	0-0	—	0	2	2	2	1-0	1	0	1	7	3.5
Dooling	1-0	12	1-3	.333	1-3	.333	0-0	—	0	0	0	1	2-0	0	0	0	3	3.0
Haddadi	1-0	4	1-1	1.000	0-0	—	0-0	—	0	1	1	1	1-0	1	1	0	2	2.0
GRIZZLIES	4	960	146-335	.436	17-61	.279	65-86	.756	51	112	163	81	76-0	39	49	25	374	93.5
ROCKETS	4	960	132-313	.422	41-114	.360	73-90	.811	47	118	165	86	82-0	30	70	23	378	94.5

Miami Heat

601 Biscayne Boulevard
Miami, FL 33132
(786) 777-4328

Erik Spoelstra

Directory

Managing General Partner ..... Micky Arison
Chief Executive Officer ..... Nick Arison
President ..... Pat Riley
Head Coach ..... Erik Spoelstra
Assistant Coaches ..... Bob McAdoo, Ron Rothstein, David Fizdale, Dan Craig, Juwan Howard
Head Athletic Trainer ..... Jay Sabol
Vice President, Sports Media Relations ..... Tim Donovan

General Information

2012-2013 Record ..... 66-16, 1st Southeast
Home Arena ..... AmericanAirlines Arena (19,600)
Team Colors ..... Red, Yellow, Black, White
Radio ..... The Ticket 790 AM/104.3 FM, WAQI 710 AM
Mike Inglis, John Crotty, José Pañeda, Joe Pujala
Television ..... Sun Sports
Eric Reid, Tony Fiorentino, Jason Jackson

2013-2014 Schedule vs. Rockets

Tue., Mar. 4 @ Toyota Center, 7:00 p.m., CSN
Sun., Mar. 16 @ AmericanAirlines Arena, 2:30 p.m., ABC

All-Time Series Record

Regular Season: 25-27
Home: 14-11 Toyota Center: 5-4
Road: 11-16 AmericanAirlines Arena: 4-10
Neutral: 0-0
Playoffs: Never Met
Home: 0-0 Toyota Center: 0-0
Road: 0-0 AmericaAirlines Arena: 0-0

2012-2013 Results (Heat 2-0)

Nov. 12 @ Toyota Center, Heat 113-110
Feb. 6 @ AmericanAirlines Arena, Heat 114-108

Series Information

Current Streak: Heat, Won 7
Current Home Streak: Lost 3
Current Road Streak: Lost 4
Longest Winning Streak: 11 (Nov. 19, 1989-Jan. 11, 1995)
Longest Losing Streak: 8 (Nov. 8, 1995-Jan. 6, 2000)
Biggest Winning Margin: 38 (132-94; Nov. 19, 1989)
Biggest Losing Margin: 33 (99-66; Feb. 9, 2010)
Most Points Scored: 132 (Nov. 19, 1989)
Most Points Allowed: 125 (2x: last Mar. 27, 2011)
Fewest Points Scored: 66 (2x: last Feb. 9, 2010)
Fewest Points Allowed: 70 (Nov. 11, 2004)

2012-2013 Rockets vs. Heat

			FIELD GOALS		3-POINT FG				REBOUNDS									
PLAYER	G-GS	MIN	FG-FGA	PCT	FG-FGA	PCT	FT-FTA	PCT	OFF	DEF	TOT	AST	PF-DQ	STL	TO	BLK	PTS	AVG
Harden	2-2	81	16-33	.485	5-13	.385	21-24	.875	2	13	15	12	7-0	4	6	1	58	29.0
Parsons	2-2	76	14-26	.538	6-14	.429	4-5	.800	1	4	5	5	6-0	2	3	0	38	19.0
Asik	2-2	67	11-19	.579	0-0	—	12-17	.706	8	20	28	3	5-0	1	4	1	34	17.0
Patterson	2-2	70	15-26	.577	1-2	.500	1-2	.500	5	7	12	1	5-0	0	2	1	32	16.0
Lin	2-2	66	6-18	.333	3-8	.375	7-8	.875	0	2	2	9	8-0	2	4	4	22	11.0
Robinson (TOT)	1-0	24	4-9	.444	0-0	—	2-2	1.000	7	3	10	2	3-0	0	1	0	10	10.0
Delfino	1-0	24	3-10	.300	2-7	.286	0-0	—	0	4	4	3	2-0	0	1	0	8	8.0
Anderson (TOT)	2-0	48	4-9	.444	1-4	.250	6-7	.857	0	6	6	7	6-0	0	2	1	15	7.5
Anderson (HOU)	1-0	28	2-7	.286	0-3	.000	2-2	1.000	0	2	2	4	4-0	0	2	0	6	6.0
Morris	2-0	32	4-11	.364	3-7	.429	0-0	—	3	4	7	0	6-1	0	1	0	11	5.5
Douglas	2-0	30	4-9	.444	1-5	.200	0-0	—	0	3	3	7	3-0	2	4	0	9	4.5
Honeycutt (TOT)	1-0	4	2-3	.667	0-1	.000	0-0	—	0	0	0	0	0-0	0	0	0	4	4.0
Garcia (TOT)	1-1	14	1-4	.250	1-4	.250	0-0	—	0	3	3	0	2-0	0	1	1	3	3.0
Aldrich	1-0	5	0-1	.000	0-0	—	0-0	—	0	1	1	0	0-0	0	0	1	0	0.0
Brooks (TOT)	1-0	10	0-4	.000	0-2	.000	0-0	—	0	1	1	1	1-0	1	1	1	0	0.0
Jones	1-0	1	0-0	—	0-0	—	0-0	—	0	0	0	0	0-0	0	0	0	0	0.0
ROCKETS	2	480	75-160	.469	21-59	.356	47-58	.810	19	60	79	44	46-1	11	27	8	218	109.0
HEAT	2	480	85-171	.497	20-44	.455	37-48	.771	21	61	82	49	40-0	13	21	10	227	113.5

2012-2013 Heat vs. Rockets

			FIELD GOALS		3-POINT FG				REBOUNDS									
PLAYER	G-GS	MIN	FG-FGA	PCT	FG-FGA	PCT	FT-FTA	PCT	OFF	DEF	TOT	AST	PF-DQ	STL	TO	BLK	PTS	AVG
James	2-2	77	25-44	.568	8-14	.571	12-18	.667	2	14	16	11	3-0	0	4	2	70	35.0
Wade	2-2	75	17-36	.472	0-2	.000	16-20	.800	2	9	11	15	4-0	5	4	2	50	25.0
Bosh	1-1	34	10-14	.714	0-0	—	4-4	1.000	4	6	10	3	3-0	0	3	1	24	24.0
Haslem	2-1	44	9-13	.692	0-0	—	1-1	1.000	7	13	20	0	5-0	1	0	0	19	9.5
Battier	2-2	64	6-9	.667	6-9	.667	0-0	—	0	1	1	5	6-0	1	1	3	18	9.0
Allen	2-0	46	4-15	.267	3-8	.375	2-2	1.000	2	2	4	4	2-0	2	2	0	13	6.5
Cole	2-0	40	6-16	.375	0-3	.000	0-0	—	0	2	2	2	6-0	1	5	0	12	6.0
Chalmers	2-2	53	3-10	.300	2-4	.500	1-1	1.000	0	6	6	8	5-0	2	2	0	9	4.5
Lewis	2-0	28	3-11	.273	1-4	.250	0-0	—	2	3	5	1	3-0	0	0	1	7	3.5
Andersen	1-0	12	1-2	.500	0-0	—	1-2	.500	1	3	4	0	2-0	0	0	1	3	3.0
Anthony	1-0	7	1-1	1.000	0-0	—	0-0	—	1	2	3	0	1-0	1	0	0	2	2.0
HEAT	2	480	85-171	.497	20-44	.455	37-48	.771	21	61	82	49	40-0	13	21	10	227	113.5
ROCKETS	2	480	75-160	.469	21-59	.356	47-58	.810	19	60	79	44	46-1	11	27	8	218	109.0

Milwaukee Bucks

1001 North Fourth Street
Milwaukee, WI 53203
(414) 227-0500

Larry Drew

Directory

President ..... Herb Kohl
General Manager ..... John Hammond
Assistant General Manager ..... David Morway
Head Coach ..... Larry Drew
Assistant Coaches ..... Jim Cleamons, Bob Bender, Nick Van Exel, Scott Williams, Josh Oppenheimer
Head Athletic Trainer ..... Scott Barthlama
Vice President, Public Relations ..... Dan Smyczek

General Information

2012-2013 Record ..... 38-44, 3rd Central
Home Arena ..... BMO Harris Bradley Center (18,717)
Team Colors ..... Forest Green, Red, Silver
Radio ..... WTMJ 620 AM
Ted Davis, Dennis Krause
Television ..... FOX Sports Wisconsin
Jim Paschke, Jon McGlocklin

2013-2014 Schedule vs. Rockets

Sat., Jan. 18 @ Toyota Center, 7:00 p.m., CSN
Sat., Feb. 8 @ BMO Harris Bradley Center, 7:30 p.m., CSN

All-Time Series Record

Regular Season: 50-65
Home: 34-23 Toyota Center: 8-2
Road: 15-39 Bradley Center: 11-12
Neutral: 1-3
Playoffs: Never Met
Home: 0-0 Toyota Center: 0-0
Road: 0-0 Bradley Center: 0-0

2012-2013 Results (Even 1-1)

Jan. 4 @ BMO Harris Bradley Center, Rockets 115-101
Feb. 27 @ Toyota Center, Bucks 110-107

Series Information

Current Streak: Bucks, Won 1
Current Home Streak: Lost 2
Current Road Streak: Won 1
Longest Winning Streak: 8 (Dec. 31, 2004-Dec. 31, 2008)
Longest Losing Streak: 11 (Mar. 22, 1969-Feb. 24, 1971)
Biggest Winning Margin: 28 (2x: last 127-99; Feb. 17, 2010)
Biggest Losing Margin: 39 (115-76; Feb. 20, 2002)
Most Points Scored: 137 (Dec. 2, 1976)
Most Points Allowed: 143 (Dec. 31, 1969)
Fewest Points Scored: 76 (2x: last Feb. 20, 2002)
Fewest Points Allowed: 80 (2x: last Jan. 23, 2006)

2012-2013 Rockets vs. Bucks

			FIELD GOALS		3-POINT FG				REBOUNDS									
PLAYER	G-GS	MIN	FG-FGA	PCT	FG-FGA	PCT	FT-FTA	PCT	OFF	DEF	TOT	AST	PF-DQ	STL	TO	BLK	PTS	AVG
Harden	2-2	76	19-36	.528	4-10	.400	12-17	.706	1	3	4	14	7-0	8	9	1	54	27.0
Douglas	1-0	26	8-14	.571	2-6	.333	0-0	—	0	1	1	3	3-0	1	1	0	18	18.0
Patterson	1-0	21	6-7	.857	3-4	.750	3-4	.750	2	2	4	1	3-0	0	1	0	18	18.0
Delfino	2-0	59	13-25	.520	7-13	.538	1-1	1.000	0	4	4	2	2-0	3	1	0	34	17.0
Asik	2-2	57	13-19	.684	0-0	—	3-7	.429	9	21	30	3	4-0	0	3	1	29	14.5
Parsons	2-2	77	11-25	.440	2-10	.200	1-4	.250	3	9	12	9	5-0	2	7	0	25	12.5
Brooks (TOT)	1-1	35	3-11	.273	1-7	.143	3-3	1.000	0	1	1	6	3-0	1	4	1	10	10.0
Lin	2-2	62	7-19	.368	0-5	.000	4-4	1.000	0	4	4	14	4-0	7	8	1	18	9.0
Motiejunas	2-1	28	4-9	.444	1-2	.500	4-4	1.000	3	4	7	5	4-0	2	2	0	13	6.5
Robinson (HOU)	1-0	8	1-1	1.000	0-0	—	0-2	.000	0	1	1	1	3-0	0	0	0	2	2.0
Beverley	1-0	19	1-3	.333	1-2	.500	0-0	—	1	2	3	2	2-0	1	0	0	3	3.0
Garcia (TOT)	1-1	22	1-5	.200	0-2	.000	1-2	.500	1	4	5	1	2-0	0	1	2	3	3.0
Smith	2-0	14	3-4	.750	0-0	—	0-1	.000	1	2	3	0	1-0	0	0	0	6	3.0
Machado	1-0	3	1-1	1.000	0-0	—	0-0	—	0	0	0	0	0-0	0	2	0	2	2.0
Aldrich	1-0	3	0-1	.000	0-0	—	0-0	—	0	2	2	0	1-0	0	0	0	0	0.0
Anderson (TOT)	2-0	14	0-2	.000	0-0	—	0-0	—	0	1	1	3	0-0	0	0	0	0	0.0
Anderson (HOU)	1-0	3	0-1	.000	0-0	—	0-0	—	0	0	0	0	0-0	0	0	0	0	0.0
Morris	1-1	25	0-7	.000	0-4	.000	0-0	—	1	6	7	2	1-0	0	2	1	0	0.0
ROCKETS	2	480	87-172	.506	20-56	.357	28-44	.636	21	61	82	56	40-0	24	38	4	222	111.0
BUCKS	2	480	82-176	.466	15-38	.395	32-43	.744	26	66	92	50	44-0	20	42	13	211	105.5

2012-2013 Bucks vs. Rockets

			FIELD GOALS		3-POINT FG				REBOUNDS									
PLAYER	G-GS	MIN	FG-FGA	PCT	FG-FGA	PCT	FT-FTA	PCT	OFF	DEF	TOT	AST	PF-DQ	STL	TO	BLK	PTS	AVG
Ellis	2-2	75	14-43	.326	2-9	.222	9-13	.692	2	6	8	20	5-0	8	7	0	39	19.5
Ilyasova	2-1	56	12-19	.632	3-5	.600	4-4	1.000	3	11	14	1	4-0	0	1	1	31	15.5
Dunleavy	2-0	55	10-19	.526	4-8	.500	4-4	1.000	2	8	10	3	3-0	2	5	1	28	14.0
Redick (MIL)	1-0	21	6-11	.545	2-6	.333	0-0	—	0	0	0	1	3-0	1	1	0	14	14.0
Jennings	2-2	68	9-23	.391	4-8	.500	2-2	1.000	0	7	7	13	6-0	3	5	0	24	12.0
Henson	2-0	40	10-16	.625	0-0	—	3-5	.600	8	12	20	2	5-0	2	6	2	23	11.5
Udrih	1-0	24	4-5	.800	0-0	—	3-5	.600	0	4	4	4	1-0	0	3	0	11	11.0
Sanders	2-2	53	7-14	.500	0-0	—	0-2	.000	5	8	13	3	8-0	3	5	6	14	7.0
Harris	1-0	3	3-6	.500	0-1	.000	0-0	—	1	0	1	0	0-0	0	0	0	6	6.0
Mbah a Moute	2-2	46	4-13	.308	0-0	—	3-4	.750	2	4	6	1	5-0	1	6	2	11	5.5
Udoh	2-1	29	3-4	.750	0-0	—	4-4	1.000	3	5	8	1	3-0	0	3	0	10	5.0
Daniels	1-0	3	0-2	.000	0-1	.000	0-0	—	0	0	0	0	0-0	0	0	0	0	0.0
Gooden	1-0	6	0-1	.000	0-0	—	0-0	—	0	1	1	1	1-0	0	0	1	0	0.0
BUCKS	2	480	82-176	.466	15-38	.395	32-43	.744	26	66	92	50	44-0	20	42	13	211	105.5
ROCKETS	2	480	87-172	.506	20-56	.357	28-44	.636	21	61	82	56	40-0	24	38	4	222	111.0

Minnesota Timberwolves

600 First Avenue North
Minneapolis, MN 55403
(612) 673-1600

Rick Adelman

Directory

Owner ..... Glen Taylor
Chief Executive Officer ..... Rob Moor
President, Basketball Ops. & Minority Owner ... Phil ñFlipò Saunders
Head Coach ..... Rick Adelman
Assistant Coaches ..... Terry Porter, Jack Sikma, T.R. Dunn, David Adelman, Bobby Jackson
Head Athletic Trainer ..... Gregg Farnam
Vice President, Communications ..... Brad Ruiter

General Information

2012-2013 Record ..... 31-51, 5th Northwest
Home Arena ..... Target Center (19,356)
Team Colors ..... Blue, Green, Silver
Radio ..... WCCO 830 AM
Alan Horton
Television ..... FOX Sports North
Dave Benz, Jim Petersen

2013-2014 Schedule vs. Rockets

Sat., Nov. 23 @ Toyota Center, 7:00 p.m., CSN
Mon., Feb. 10 @ Target Center, 7:00 p.m., CSN/NBA TV
Thu., Mar. 20 @ Toyota Center, 7:00 p.m., CSN
Fri., Apr. 11 @ Target Center, 7:00 p.m., CSN

All-Time Series Record

Regular Season: 59-38
Home: 32-15 Toyota Center: 10-7
Road: 27-23 Target Center: 27-23
Neutral: 0-0
Playoffs: 3-0 (1997 - winning the series)
Home: 2-0 Toyota Center: 0-0
Road: 1-0 Target Center: 1-0

2012-2013 Results (Rockets 2-1)

Dec. 26 @ Target Center, Rockets 87-84
Jan. 19 @ Target Center, Timberwolves 92-79
Mar. 15 @ Toyota Center, Rockets 108-100

Series Information

Current Streak: Rockets, Won 1
Current Home Streak: Won 1
Current Road Streak: Lost 1
Longest Winning Streak: 13 (Feb. 5, 2007-Jan. 24, 2011)
Longest Losing Streak: 6 (Jan. 25, 2000-Jan. 1, 2001)
Biggest Winning Margin: 31 (113-82; Jan. 11, 2008)
Biggest Losing Margin: 32 (122-90; Mar. 30, 2000)
Most Points Scored: 129 (Jan. 24, 2011)
Most Points Allowed: 125 (Jan. 24, 2011)
Fewest Points Scored: 75 (2x: last Dec. 16, 2003)
Fewest Points Allowed: 75 (Nov. 28, 2006)

2012-2013 Rockets vs. Timberwolves

			FIELD GOALS		3-POINT FG				REBOUNDS									
PLAYER	G-GS	MIN	FG-FGA	PCT	FG-FGA	PCT	FT-FTA	PCT	OFF	DEF	TOT	AST	PF-DQ	STL	TO	BLK	PTS	AVG
Harden	3-3	120	24-56	.429	7-22	.318	30-34	.882	6	14	20	16	12-0	4	12	1	85	28.3
Lin	3-3	100	14-36	.389	3-13	.231	13-16	.813	3	5	8	11	9-0	7	13	0	44	14.7
Delfino	3-0	98	12-34	.353	8-25	.320	3-4	.750	4	14	18	6	8-0	2	2	1	35	11.7
Parsons	3-3	108	13-34	.382	5-13	.385	2-2	1.000	4	10	14	8	8-0	4	6	1	33	11.0
Smith	3-0	64	12-17	.706	0-0	—	3-6	.500	3	11	14	1	3-0	1	2	0	27	9.0
Asik	3-3	74	8-17	.471	0-0	—	1-2	.500	8	25	33	0	11-0	1	8	2	17	5.7
Douglas	2-0	34	3-12	.250	3-8	.375	2-2	1.000	2	5	7	6	2-0	1	2	0	11	5.5
Morris	2-1	41	4-12	.333	1-5	.200	2-3	.667	2	4	6	3	4-0	1	3	0	11	5.5
Motiejunas	1-1	25	2-6	.333	0-3	.000	0-0	—	0	2	2	3	1-0	0	1	0	4	4.0
Brooks (TOT)	2-1	33	2-12	.167	1-6	.167	2-3	.667	2	1	3	5	4-0	0	0	0	7	3.5
Patterson	1-1	19	1-3	.333	1-1	1.000	0-0	—	3	1	4	0	1-0	0	0	1	3	3.0
Robinson (TOT)	3-0	31	2-6	.333	0-0	—	2-3	.667	1	13	14	1	4-0	3	2	0	6	2.0
Robinson (HOU)	1-0	6	1-2	.500	0-0	—	0-1	.000	1	3	4	0	1-0	1	1	0	2	2.0
Beverley	2-0	26	0-4	.000	0-3	.000	2-4	.500	4	0	4	3	7-0	0	3	0	2	1.0
Garcia (TOT)	2-0	20	0-3	.000	0-1	.000	0-0	—	1	0	1	1	3-0	1	1	0	0	0.0
Garcia (HOU)	1-0	5	0-0	—	0-0	—	0-0	—	0	0	0	1	1-0	0	1	0	0	0.0
ROCKETS	3	720	94-233	.403	28-93	.301	58-74	.784	40	94	134	58	68-0	22	55	6	274	91.3
TIMBERWOLVES	3	720	101-229	.441	16-66	.242	58-73	.795	30	93	123	57	56-0	20	42	15	276	92.0

2012-2013 Timberwolves vs. Rockets

			FIELD GOALS		3-POINT FG				REBOUNDS									
PLAYER	G-GS	MIN	FG-FGA	PCT	FG-FGA	PCT	FT-FTA	PCT	OFF	DEF	TOT	AST	PF-DQ	STL	TO	BLK	PTS	AVG
Barea	3-0	79	20-39	.513	5-14	.357	3-3	1.000	2	7	9	9	6-0	3	8	0	48	16.0
Kirilenko	2-2	71	10-17	.588	0-3	.000	9-14	.643	7	9	16	3	0-0	5	5	1	29	14.5
Williams	3-2	77	13-30	.433	5-11	.455	8-10	.800	4	9	13	2	5-0	1	7	0	39	13.0
Shved	2-1	49	9-22	.409	3-12	.250	3-4	.750	0	5	5	7	3-0	2	3	0	24	12.0
Ridnour	3-3	85	13-31	.419	3-10	.300	5-6	.833	1	11	12	8	9-0	1	7	1	34	11.3
Gelabale	2-1	52	8-14	.571	0-4	.000	5-7	.714	3	8	11	6	4-0	1	0	0	21	10.5
Rubio	3-2	90	7-21	.333	0-5	.000	15-18	.833	1	7	8	15	8-0	3	5	1	29	9.7
Johnson	2-0	29	4-6	.667	0-0	—	9-10	.900	3	4	7	0	7-0	0	0	3	17	8.5
Cunningham	2-0	58	7-16	.438	0-0	---	0-0	—	2	8	10	3	4-0	4	0	2	14	7.0
Love	1-1	36	3-14	.214	0-7	.000	1-1	1.000	3	9	12	3	1-0	0	5	1	7	7.0
Stiemsma	2-2	54	6-11	.545	0-0	—	0-0	—	1	9	10	1	6-0	0	0	6	12	6.0
Pekovic	1-1	23	1-7	.143	0-0	—	0-0	—	2	5	7	0	1-0	0	1	0	2	2.0
Amundson	1-0	16	0-1	.000	0-0	—	0-0	—	1	2	3	0	2-0	0	1	0	0	0.0
TIMBERWOLVES	3	720	101-229	.441	16-66	.242	58-73	.795	30	93	123	57	56-0	20	42	15	276	92.0
ROCKETS	3	720	94-233	.403	28-93	.301	58-74	.784	40	94	134	58	68-0	22	55	6	274	91.3

New Orleans Pelicans

5800 Airline Drive
Metairie, LA 70003
(504) 593-4700

Monty Williams

Directory

Owner/Chairman of the Board ..... Tom Benson
Owner/Vice Chairman of the Board ..... Rita Benson LeBlanc
General Manager ..... Dell Demps
Head Coach ..... Monty Williams
Assistant Coaches ..... Randy Ayers, Dave Hanners, Bryan Gates, Fred Vinson, Kevin Hanson
Head Athletic Trainer ..... Jon Ishop
Director, Basketball Communications ..... Matt Ryan

General Information

2012-2013 Record ..... 27-55, 5th Southwest
Home Arena ..... New Orleans Arena (17,003)
Team Colors ..... Blue, Gold, Red
Radio ..... WWL 105.3 FM
Sean Kelley, John DeShazier
Television ..... FOX Sports New Orleans
Joel Meyers, David Wesley, Jen Hale

2013-2014 Schedule vs. Rockets

Sat., Dec. 28 @ Toyota Center, 7:00 p.m., CSN
Wed., Jan. 15 @ New Orleans Arena, 7:00 p.m., CSN
Sat., Apr. 12 @ Toyota Center, 7:00 p.m., CSN
Wed., Apr. 16 @ New Orleans Arena, 7:00 p.m., CSN

All-Time Series Record

Regular Season: 41-27
Home: 23-11 Toyota Center: 11-8
Road: 18-16 New Orleans Arena: 7-9
Neutral: 0-0
Playoffs: Never Met
Home: 0-0 Toyota Center: 0-0
Road: 0-0 New Orleans Arena: 0-0

2012-2013 Results (Rockets 3-1)

Nov. 14 @ Toyota Center, Rockets 100-96
Jan. 2 @ Toyota Center, Rockets 104-92
Jan. 9 @ New Orleans Arena, Pelicans 88-79
Jan. 25 @ New Orleans Arena, Rockets 100-82

Series Information

Current Streak: Rockets, Won 1
Current Home Streak: Won 4
Current Road Streak: Won 1
Longest Winning Streak: 9 (Apr. 10, 1990-Dec. 7, 1993)
Longest Losing Streak: 5 (Jan. 2, 2010-Jan. 14, 2011)
Biggest Winning Margin: 20 (2x: last 86-66; Apr. 13, 2009)
Biggest Losing Margin: 21 (90-69; Mar. 19, 2008)
Most Points Scored: 123 (Apr. 14, 2007)
Most Points Allowed: 123 (Apr. 14, 2010)
Fewest Points Scored: 69 (Mar. 19, 2008)
Fewest Points Allowed: 66 (Apr. 13, 2009)

2012-2013 Rockets vs. Pelicans

			FIELD GOALS		3-POINT FG				REBOUNDS										
PLAYER	G-GS	MIN	FG-FGA	PCT	FG-FGA	PCT	FT-FTA	PCT	OFF	DEF	TOT	AST	PF-DQ	STL	TO	BLK	PTS	AVG
Harden	4-4	156	38-76	.500	7-22	.318	33-38	.868	1	12	13	22	11-0	2	19	1	116	29.0
Patterson	4-2	114	21-31	.677	2-5	.400	1-2	.500	12	26	38	3	9-0	0	2	2	45	11.3
Asik	4-4	107	18-34	.529	0-0	—	8-12	.667	8	26	34	2	13-0	1	7	5	44	11.0
Parsons	4-4	144	17-46	.370	4-16	.250	3-5	.600	8	23	31	8	6-0	2	8	4	41	10.3
Lin	4-4	154	12-38	.316	3-14	.214	8-10	.800	3	17	20	24	5-0	15	13	2	35	8.8
Morris	4-2	84	12-28	.429	8-15	.533	1-2	.500	2	8	10	2	9-0	1	6	3	33	8.3
Douglas	4-0	60	10-18	.556	5-10	.500	5-5	1.000	0	5	5	6	8-0	2	4	0	30	7.5
Delfino	4-0	89	9-30	.300	6-19	.316	2-3	.667	1	8	9	9	6-0	2	3	1	26	6.5
Smith	4-0	47	4-7	.571	0-0	—	3-5	.600	6	5	11	2	10-0	0	3	2	11	2.8
Beverley	1-0	1	0-1	.000	0-0	—	2-2	1.000	0	0	0	0	0-0	0	0	0	2	2.0
Brooks (TOT)	1-0	8	1-3	.333	0-1	.000	0-0	—	1	0	1	0	0-0	0	0	0	2	2.0
Garcia (TOT)	1-0	11	1-3	.333	0-2	.000	0-0	—	0	1	1	0	0-0	0	0	0	2	2.0
Robinson (TOT)	1-0	10	1-3	.333	0-0	—	0-0	—	1	3	4	1	3-0	0	0	0	2	2.0
Aldrich	1-0	1	0-0	—	0-0	—	0-0	—	0	1	1	0	0-0	0	0	0	0	0.0
Anderson (HOU)	1-0	1	0-0	—	0-0	—	0-0	—	0	0	0	0	0-0	0	0	0	0	0.0
ROCKETS	4	960	141-309	.456	35-101	.347	66-84	.786	41	131	172	78	77-0	25	68	20	383	95.8
PELICANS	4	960	138-338	.408	21-79	.266	61-77	.792	51	113	164	84	79-0	30	54	29	358	89.5

2012-2013 Pelicans vs. Rockets

			FIELD GOALS		3-POINT FG				REBOUNDS										
PLAYER	G-GS	MIN	FG-FGA	PCT	FG-FGA	PCT	FT-FTA	PCT	OFF	DEF	TOT	AST	PF-DQ	STL	TO	BLK	PTS	AVG
Vasquez	4-4	129	22-49	.449	7-12	.583	7-8	.875	0	13	13	40	11-0	3	10	0	58	14.5
Anderson	4-0	117	21-54	.389	4-27	.148	11-11	1.000	11	17	28	3	5-0	2	1	4	57	14.3
Gordon	2-2	58	8-26	.308	2-8	.250	7-10	.700	0	1	1	8	4-0	1	8	0	25	12.5
Aminu	4-3	110	16-40	.400	1-4	.250	4-6	.667	10	21	31	5	7-0	6	7	3	37	9.3
Lopez	4-4	80	16-30	.533	0-0	—	5-6	.833	7	7	14	2	8-0	2	3	3	37	9.3
Smith	4-0	83	14-31	.452	0-0	—	9-10	.900	6	14	20	5	12-0	2	5	7	37	9.3
Davis	4-4	102	13-30	.433	0-0	—	6-8	.750	9	12	21	2	10-0	8	5	7	32	8.0
Roberts	4-0	68	10-25	.400	1-10	.100	7-7	1.000	1	4	5	7	2-0	1	3	0	28	7.0
Rivers	4-2	92	7-29	.241	3-12	.250	3-9	.333	3	7	10	5	9-0	2	5	2	20	5.0
Mason	4-0	54	6-11	.545	3-5	.600	2-2	1.000	1	8	9	5	3-0	1	3	2	17	4.3
McGuire	1-0	16	1-3	.333	0-0	—	0-0	—	2	3	5	0	2-0	2	0	0	2	2.0
Thomas	3-1	21	3-7	.429	0-0	—	0-0	—	1	3	4	1	1-0	0	1	0	6	2.0
Henry	2-0	23	1-2	.500	0-0	—	0-0	—	0	3	3	1	4-0	0	0	0	2	1.0
Amundson (TOT)	1-0	16	0-1	.000	0-0	—	0-0	—	1	2	3	0	2-0	0	1	0	0	0.0
Miller	1-0	7	0-1	.000	0-1	.000	0-0	—	0	0	0	0	1-0	0	0	1	0	0.0
PELICANS	4	960	138-338	.408	21-79	.266	61-77	.792	51	113	164	84	79-0	30	54	29	358	89.5
ROCKETS	4	960	141-309	.456	35-101	.347	66-84	.786	41	131	172	78	77-0	25	68	20	383	95.8

New York Knicks

Madison Square Garden
Two Pennsylvania Plaza
New York, NY 10121-0091
(212) 465-6471

Mike Woodson

Directory

Executive Chairman, MSG & NBA Governor ..... James L. Dolan
Executive Vice President & GM ..... Glen Grunwald
Head Coach ..... Mike Woodson
Assistant Coaches ..... Jim Todd, Darrell Walker, Herb Williams
Head Athletic Trainer ..... Roger Hinds
Vice President, Public Relations ..... Jonathan Supranowitz

General Information

2012-2013 Record ..... 54-28, 1st Atlantic
Home Arena ..... Madison Square Garden (19,812)
Team Colors ..... Orange, White, Blue
Radio ..... ESPN Radio 98.7 FM
Spero Dedes, Brendan Brown
Television ..... MSG Network
Mike Breen, Walt Frazier

2013-2014 Schedule vs. Rockets

Thu., Nov. 14 @ Madison Square Garden, 7:00 p.m., TNT
Fri., Jan. 3 @ Toyota Center, 7:00 p.m., CSN/NBA TV

All-Time Series Record

Regular Season: 62-69
Home: 38-27 Toyota Center: 9-1
Road: 23-41 Madison Square Garden: 23-41
Neutral: 1-1
Playoffs: 6-4 (1975, 1994 - winning both series)
Home: 5-1 Toyota Center: 0-0
Road: 1-3 Madison Square Garden: 1-3

2012-2013 Results (Rockets 2-0)

Nov. 23 @ Toyota Center, Rockets 131-103
Dec. 17 @ Madison Square Garden, Rockets 109-96

Series Information

Current Streak: Rockets, Won 7
Current Home Streak: Won 8
Current Road Streak: Won 3
Longest Winning Streak: 8 (Jan. 21, 2005-Jan. 10, 2009)
Longest Losing Streak: 10 (Oct. 28, 1971-Jan. 12, 1973)
Biggest Winning Margin: 31 (111-79; Jan. 8, 2004)
Biggest Losing Margin: 30 (125-95; Feb. 11, 1993)
Most Points Scored: 139 (Mar. 19, 1980)
Most Points Allowed: 130 (Nov. 20, 1979)
Fewest Points Scored: 74 (2x: last Feb. 22, 1998)
Fewest Points Allowed: 71 (Jan. 21, 2004)

2012-2013 Rockets vs. Knicks

			FIELD GOALS		3-POINT FG				REBOUNDS									
PLAYER	G-GS	MIN	FG-FGA	PCT	FG-FGA	PCT	FT-FTA	PCT	OFF	DEF	TOT	AST	PF-DQ	STL	TO	BLK	PTS	AVG
Harden	2-2	77	16-33	.485	5-11	.455	24-25	.960	1	13	14	12	6-0	3	4	1	61	30.5
Parsons	2-2	73	17-26	.654	5-11	.455	1-2	.500	1	9	10	7	2-0	9	3	1	40	20.0
Lin	2-2	74	15-27	.556	2-8	.250	3-4	.750	1	10	11	12	5-0	4	8	0	35	17.5
Delfino	1-0	29	6-9	.667	4-7	.571	0-0	—	0	5	5	0	2-0	0	2	0	16	16.0
Asik	2-2	54	8-16	.500	0-0	—	8-10	.800	4	12	16	3	4-0	2	4	4	24	12.0
Robinson (TOT)	1-0	26	4-8	.500	0-0	—	3-4	.750	2	2	4	0	1-0	1	2	1	11	11.0
Brooks (TOT)	1-0	19	4-6	.667	2-3	.667	0-0	—	0	1	1	3	0-0	1	3	1	10	10.0
Patterson	1-1	20	5-7	.714	0-0	—	0-0	—	2	3	5	0	3-0	0	0	0	10	10.0
Douglas	2-0	35	6-15	.400	3-6	.500	3-3	1.000	2	5	7	3	2-0	1	6	0	18	9.0
Morris	2-1	46	6-14	.429	2-4	.500	3-4	.750	1	6	7	2	3-0	0	2	2	17	8.5
Smith	2-0	33	4-8	.500	0-0	—	2-4	.500	3	9	12	0	5-0	1	1	1	10	5.0
Cook	2-0	29	3-9	.333	3-6	.500	0-0	—	0	2	2	1	1-0	1	0	1	9	4.5
Garcia (TOT)	2-1	46	2-7	.286	2-7	.286	0-0	—	0	2	2	2	2-0	2	1	0	6	3.0
Jones	2-0	9	0-3	.000	0-1	.000	0-0	—	2	0	2	0	0-0	0	1	0	0	0.0
ROCKETS	2	480	86-167	.515	24-54	.444	44-52	.846	17	74	91	40	33-0	21	32	10	240	120.0
KNICKS	2	480	76-176	.432	26-70	.371	21-30	.700	19	56	75	37	39-0	16	33	11	199	99.5

2012-2013 Knicks vs. Rockets

			FIELD GOALS		3-POINT FG				REBOUNDS									
PLAYER	G-GS	MIN	FG-FGA	PCT	FG-FGA	PCT	FT-FTA	PCT	OFF	DEF	TOT	AST	PF-DQ	STL	TO	BLK	PTS	AVG
Anthony	1-1	35	14-24	.583	7-12	.583	2-2	1.000	1	3	4	2	4-0	0	7	0	37	37.0
Copeland	2-1	36	14-25	.560	3-7	.429	4-4	1.000	2	3	5	0	3-0	3	2	1	35	17.5
Felton	2-2	61	13-29	.448	4-10	.400	1-2	.500	1	2	3	12	1-0	1	7	1	31	15.5
J. Smith	2-0	55	9-26	.346	3-7	.429	8-10	.800	0	8	8	2	8-0	2	3	1	29	14.5
Prigioni	2-0	34	7-17	.412	3-12	.250	2-2	1.000	2	5	7	9	2-0	4	3	0	19	9.5
Chandler	2-2	63	6-11	.545	0-0	—	2-4	.500	10	15	25	2	8-0	0	2	4	14	7.0
Kidd	2-2	56	4-14	.286	2-8	.250	2-2	1.000	0	9	9	8	5-0	3	4	2	12	6.0
Novak	2-0	58	4-13	.308	4-12	.333	0-0	—	1	2	3	1	4-0	1	0	1	12	6.0
Brewer	2-2	35	3-6	.500	0-1	.000	0-2	.000	2	4	6	1	1-0	2	2	0	6	3.0
White	2-0	31	2-9	.222	0-1	.000	0-0	—	0	3	3	0	2-0	0	2	0	4	2.0
Thomas	2-0	14	0-2	.000	0-0	—	0-2	.000	0	2	2	0	1-0	0	0	1	0	0.0
KNICKS	2	480	76-176	.432	26-70	.371	21-30	.700	19	56	75	37	39-0	16	33	11	199	99.5
ROCKETS	2	480	86-167	.515	24-54	.444	44-52	.846	17	74	91	40	33-0	21	32	10	240	120.0

Oklahoma City Thunder

100 W. Reno
Oklahoma City, OK 73102
(405) 208-4800

Scott Brooks

Directory

Chairman ..... Clayton I. Bennett
Executive Vice President & General Manager ..... Sam Presti
Head Coach ..... Scott Brooks
Assistant Coaches ..... Mark Bryant, Rex Kalamian, Brian Keefe, Robert Pack, Mike Terpstra
Head Athletic Trainer ..... Joe Sharpe
Director, Basketball Communications ..... Matt Tumbleson

General Information

2012-2013 Record ..... 60-22, 1st Northwest
Home Arena ..... Chesapeake Energy Arena (18,203)
Team Colors ..... Blue, Red, Yellow, Dark Blue
Radio ..... WWLS 640 AM/98.1 FM, WKY 930 AM
Matt Pinto, Eleno Ornales
Television ..... FOX Sports Oklahoma
Brian Davis, Grant Long, Lesley McCaslin

2013-2014 Schedule vs. Rockets

Sun., Dec. 29 @ Chesapeake Energy Arena, 6:00 p.m., CSN/NBA TV
Thu., Jan. 16 @ Toyota Center, 8:30 p.m., TNT
Tue., Mar. 11 @ Chesapeake Energy Arena, 7:00 p.m., CSN
Fri., Apr. 4 @ Toyota Center, 8:30 p.m., CSN/ESPN

All-Time Series Record

Regular Season: 97-101
Home: 60-37 Toyota Center: 13-6
Road: 33-60 Chesapeake Energy Arena: 4-5
Neutral: 4-4
Playoffs: 13-24 (1982, 1987, 1989, 1993, 1996, 1997, 2013 - winning one series)
Home: 9-9 Toyota Center: 1-2
Road: 4-15 Chesapeake Energy Arena: 1-2

2012-2013 Results (Thunder 2-1)

Nov. 28 @ Chesapeake Energy Arena, Thunder 120-98
Dec. 29 @ Toyota Center, Thunder 124-94
Feb. 20 @ Toyota Center, Rockets 122-119

Series Information

Current Streak: Rockets, Won 1
Current Home Streak: Won 1
Current Road Streak: Lost 1
Longest Winning Streak: 13 (Jan. 3, 2007-Dec. 19, 2009)
Longest Losing Streak: 9 (Apr. 16, 1994-Apr. 15, 1996)
Biggest Winning Margin: 40 (113-73; Apr. 13, 1997)
Biggest Losing Margin: 56 (136-80; Dec. 6, 1986)
Most Points Scored: 148 (Nov. 14, 1969)
Most Points Allowed: 143 (Nov. 15, 1980)
Fewest Points Scored: 79 (Apr. 4, 2008)
Fewest Points Allowed: 66 (Apr. 4, 2008)

2012-2013 Rockets vs. Thunder

			FIELD GOALS		3-POINT FG				REBOUNDS									
PLAYER	G-GS	MIN	FG-FGA	PCT	FG-FGA	PCT	FT-FTA	PCT	OFF	DEF	TOT	AST	PF-DQ	STL	TO	BLK	PTS	AVG
Harden	3-3	115	23-52	.442	11-20	.550	31-37	.838	2	10	12	10	7-0	5	9	1	88	29.3
Morris	2-1	63	11-22	.500	5-10	.500	4-4	1.000	3	7	10	1	7-0	2	3	0	31	15.5
Patterson	2-1	48	11-23	.478	2-5	.400	5-6	.833	5	3	8	2	1-0	1	2	0	29	14.5
Lin	3-3	107	18-37	.486	3-9	.333	3-6	.500	0	11	11	22	8-0	7	10	0	42	14.0
Parsons	2-2	70	11-28	.393	2-12	.167	3-4	.750	3	7	10	9	3-0	5	8	1	27	13.5
Brooks (TOT)	1-1	23	4-8	.500	2-4	.500	3-3	1.000	1	1	2	1	3-0	0	3	0	13	13.0
Asik	3-3	78	13-27	.481	0-0	—	4-13	.308	10	20	30	0	7-0	2	3	1	30	10.0
Cook	2-1	50	7-20	.350	3-9	.333	1-2	.500	4	4	8	4	4-0	1	5	1	18	9.0
Delfino	1-1	42	3-12	.250	3-10	.300	0-0	—	0	6	6	5	5-0	4	2	0	9	9.0
Douglas	2-0	44	6-17	.353	2-4	.500	3-4	.750	0	2	2	4	4-0	6	2	0	17	8.5
Smith	3-0	43	7-9	.778	0-0	—	1-2	.500	6	9	15	2	7-0	0	4	1	15	5.0
Anderson (HOU)	1-0	6	1-1	1.000	0-0	—	0-0	—	0	0	0	1	0-0	1	0	0	2	2.0
Garcia (TOT)	1-0	13	1-6	.167	0-2	.000	0-0	—	0	0	0	1	1-0	2	0	0	2	2.0
Machado	2-0	10	1-2	.500	0-0	—	2-2	1.000	0	0	0	2	0-0	1	2	0	4	2.0
Motiejunas	3-0	15	1-8	.125	0-3	.000	0-0	—	0	3	3	1	1-0	0	2	1	2	0.7
Aldrich	1-0	8	0-0	—	0-0	—	0-0	—	0	0	0	0	3-0	0	4	0	0	0.0
Beverley	1-0	18	0-4	.000	0-2	.000	0-0	—	0	1	1	1	1-0	2	1	1	0	0.0
Jones	1-0	2	0-0	—	0-0	—	0-0	—	0	0	0	0	0-0	1	1	1	0	0.0
ROCKETS	3	720	113-262	.431	31-84	.369	57-80	.713	33	83	116	64	58-0	38	59	8	314	104.7
THUNDER	3	720	134-268	.500	33-79	.418	62-72	.861	40	107	147	73	62-1	32	61	31	363	121.0

2012-2013 Thunder vs. Rockets

			FIELD GOALS		3-POINT FG				REBOUNDS									
PLAYER	G-GS	MIN	FG-FGA	PCT	FG-FGA	PCT	FT-FTA	PCT	OFF	DEF	TOT	AST	PF-DQ	STL	TO	BLK	PTS	AVG
Durant	3-3	117	25-53	.472	6-15	.400	23-26	.885	2	19	21	17	7-0	5	10	4	79	26.3
Westbrook	3-3	109	25-57	.439	5-13	.385	15-20	.750	6	17	23	25	5-0	7	17	1	70	23.3
Sefolosha	3-3	102	20-32	.625	8-17	.471	4-4	1.000	2	14	16	5	10-0	4	2	4	52	17.3
Martin	3-0	86	17-41	.415	10-22	.455	7-8	.875	2	5	7	6	8-0	2	4	0	51	17.0
Ibaka	3-3	90	20-31	.645	1-2	.500	7-7	1.000	14	12	26	1	8-0	1	6	12	48	16.0
Collison	3-0	64	11-19	.579	0-0	—	2-2	1.000	10	12	22	8	12-1	6	7	1	24	8.0
Fisher (TOT)	1-1	30	1-5	.200	1-3	.333	4-4	1.000	0	1	1	5	2-0	0	1	0	7	7.0
Jackson	3-0	36	6-13	.462	0-5	.000	2-2	1.000	0	4	4	4	1-0	2	5	0	14	4.7
Lamb	2-0	8	3-4	.750	3-3	1.000	0-0	—	0	0	0	0	0-0	0	0	0	9	4.5
Brewer (TOT)	2-2	35	3-6	.500	0-1	.000	0-2	.000	2	4	6	1	1-0	2	2	0	6	3.0
Perkins	2-2	44	3-6	.500	0-0	—	0-1	.000	2	9	11	5	3-0	2	2	4	6	3.0
Jones	2-0	10	1-3	.333	0-0	—	2-2	1.000	1	3	4	0	0-0	0	0	1	4	2.0
Thabeet	3-1	37	3-6	.500	0-0	—	0-0	—	1	11	12	0	5-0	1	3	4	6	2.0
Maynor	2-0	18	0-3	.000	0-2	.000	0-0	—	0	1	1	2	3-0	2	3	0	0	0.0
THUNDER	3	720	134-268	.500	33-79	.418	62-72	.861	40	107	147	73	62-1	32	61	31	363	121.0
ROCKETS	3	720	113-262	.431	31-84	.369	57-80	.713	33	83	116	64	58-0	38	59	8	314	104.7

Orlando Magic

8701 Maitland Summit Boulevard
Orlando, FL 32810
(407) 916-2400

Jacque Vaughn

Directory

Senior Chairman ..... Rich DeVos
Chairman ..... Dan DeVos
General Manager ..... Rob Hennigan
Head Coach ..... Jacque Vaughn
Assistant Coaches ..... James Borrego, Wes Unseld Jr., Brett Gunning, Laron Profit, Luke Stuckey
Head Athletic Trainer ..... Keon Weise
Sr. Vice President, Public Relations ..... Joel Glass

General Information

2012-2013 Record ..... 20-62, 5th Southeast
Home Arena ..... Amway Center (18,846)
Team Colors ..... Blue, Silver, Black
Radio ..... ESPN 580 AM, ElOrlandoMagic.com
Dennis Neumann, Richie Adubato, Joey Colon
Television ..... FOX Sports Florida
David Steele, Jeff Turner

2013-2014 Schedule vs. Rockets

Sun., Dec. 8 @ Toyota Center, 6:00 p.m., CSN
Wed., Mar. 5 @ Amway Center, 6:00 p.m., CSN

All-Time Series Record

Regular Season: 24-25

Home: 14-10	Toyota Center: 5-4
Road: 10-15	Amway Center: 1-2
Neutral: 0-0	Amway Arena: 9-13

Playoffs: 4-0 (1995 - winning the series)

Home: 2-0	Toyota Center: 0-0
Road: 2-0	Amway Center: 0-0

2012-2013 Results (Rockets 2-0)

Mar. 1 @ Amway Center, Rockets 118-110
Apr. 1 @ Toyota Center, Rockets 111-103

Series Information

Current Streak: Rockets, Won 2
Current Home Streak: Won 1
Current Road Streak: Won 1
Longest Winning Streak: 6 (Jan. 8, 2003-Jan. 24, 2005)
Longest Losing Streak: 12 (Nov. 23, 1994-Feb. 16, 2001)
Biggest Winning Margin: 24 (119-95; Mar. 14, 1991)
Biggest Losing Margin: 32 (114-82; Mar. 30, 1991)
Most Points Scored: 146 (Apr. 8, 1990)
Most Points Allowed: 126 (Dec. 20, 1990)
Fewest Points Scored: 74 (2x: last Nov. 8, 2005)
Fewest Points Allowed: 76 (Nov. 8, 2005)

2012-2013 Rockets vs. Magic

			FIELD GOALS		3-POINT FG				REBOUNDS									
PLAYER	G-GS	MIN	FG-FGA	PCT	FG-FGA	PCT	FT-FTA	PCT	OFF	DEF	TOT	AST	PF-DQ	STL	TO	BLK	PTS	AVG
Harden	1-1	42	7-18	.389	0-5	.000	10-11	.909	0	7	7	8	3-0	3	2	1	24	24.0
Parsons	1-1	41	9-15	.600	3-7	.429	0-2	.000	0	2	2	4	1-0	2	1	0	21	21.0
Delfino	2-0	56	10-27	.370	6-19	.316	7-8	.875	4	5	9	3	4-0	0	0	0	33	16.5
Asik	2-2	62	15-19	.789	0-0	—	1-5	.200	11	19	30	3	7-0	0	3	0	31	15.5
Lin	2-2	56	11-22	.500	4-6	.667	4-6	.667	0	4	4	16	2-0	0	5	0	30	15.0
Motiejunas	2-1	58	11-23	.478	2-9	.222	4-6	.667	3	2	5	4	4-0	2	4	1	28	14.0
Brooks (TOT)	1-1	19	5-9	.556	1-3	.333	0-0	—	0	4	4	3	2-0	1	1	0	11	11.0
Garcia (TOT)	2-2	48	7-11	.636	5-8	.625	0-0	—	0	4	4	6	3-0	2	1	6	19	9.5
Garcia (HOU)	1-1	25	5-6	.833	4-5	.800	0-0	—	0	2	2	5	1-0	0	0	3	14	14.0
Beverley	2-0	45	7-15	.467	4-6	.667	0-0	—	2	3	5	8	3-0	3	1	1	18	9.0
Smith	2-1	30	5-8	.625	0-0	—	2-2	1.000	1	5	6	2	6-0	0	1	1	12	6.0
Anderson (TOT)	2-1	44	4-14	.286	1-5	.200	2-2	1.000	4	4	8	1	1-0	1	2	0	11	5.5
Anderson (HOU)	1-1	39	3-12	.250	1-4	.250	2-2	1.000	4	4	8	1	1-0	1	1	0	9	9.0
Robinson (TOT)	3-0	43	3-15	.200	0-0	—	4-10	.400	5	12	17	4	7-0	3	3	0	10	3.3
Robinson (HOU)	2-0	27	3-10	.300	0-0	—	3-8	.375	4	6	10	1	3-0	1	3	0	9	4.5
ROCKETS	2	480	86-175	.491	24-61	.393	33-50	.660	29	59	88	55	35-0	12	22	7	229	114.5
MAGIC	2	480	83-171	.485	15-37	.405	32-37	.865	20	59	79	52	43-0	14	27	10	213	106.5

2012-2013 Magic vs. Rockets

			FIELD GOALS		3-POINT FG				REBOUNDS									
PLAYER	G-GS	MIN	FG-FGA	PCT	FG-FGA	PCT	FT-FTA	PCT	OFF	DEF	TOT	AST	PF-DQ	STL	TO	BLK	PTS	AVG
Harkless	2-2	71	15-25	.600	5-8	.625	6-7	.857	5	5	10	4	4-0	2	3	0	41	20.5
Afflalo	1-1	42	6-14	.429	1-5	.200	6-9	.667	0	3	3	4	3-0	0	3	0	19	19.0
Harris (TOT)	3-1	75	20-38	.526	3-12	.250	8-9	.889	4	18	22	6	7-0	1	2	3	51	17.0
Harris (ORL)	2-1	72	17-32	.531	3-11	.273	8-9	.889	3	18	21	6	7-0	1	2	3	45	22.5
Vucevic	2-2	71	13-32	.406	0-0	—	4-4	1.000	7	16	23	3	5-0	3	3	2	30	15.0
Nicholson	2-1	29	11-14	.786	0-0	—	5-5	1.000	0	4	4	1	7-0	0	3	2	27	13.5
Udrih (TOT)	3-1	95	12-22	.545	3-5	.600	5-7	.714	0	6	6	22	5-0	2	6	0	32	10.7
Udrih (ORL)	2-1	70	8-17	.471	3-5	.600	2-2	1.000	0	2	2	18	4-0	2	3	0	21	10.5
O'Quinn	1-0	12	5-7	.714	0-0	—	0-0	—	4	4	8	0	3-0	0	1	0	10	10.0
Warrick (TOT)	1-1	24	4-9	.444	0-1	.000	2-2	1.000	1	2	3	2	2-0	0	2	0	10	10.0
Moore	2-1	59	6-19	.316	2-5	.400	1-1	1.000	1	5	6	16	4-0	2	2	1	15	7.5
Harrington	1-0	12	1-4	.250	1-3	.333	0-0	—	0	0	0	0	2-0	1	0	0	3	3.0
Jones	1-1	23	1-5	.200	0-0	—	0-0	—	0	2	2	0	1-0	3	1	2	2	2.0
Lamb (ORL)	2-0	18	0-2	.000	0-0	—	0-0	—	0	0	0	0	3-0	0	2	0	0	0.0
MAGIC	2	480	83-171	.485	15-37	.405	32-37	.865	20	59	79	52	43-0	14	27	10	213	106.5
ROCKETS	2	480	86-175	.491	24-61	.393	33-50	.660	29	59	88	55	35-0	12	22	7	229	114.5

Philadelphia 76ers

3 Crescent Drive
Suite 300
Philadelphia, PA 19112
(215) 339-7666



Brett Brown

Directory

Managing Owner ..... Josh Harris
Co-Managing Owner ..... David Blitzer
Chief Executive Officer ..... Scott O'Neil
President, Basketball Operations & GM ..... Sam Hinkie
Head Coach ..... Brett Brown
Assistant Coaches ..... TBD
Head Athletic Trainer ..... Kevin Johnson
Director, Public Relations ..... Mike Preston

General Information

2012-2013 Record ..... 34-48, T-4th Atlantic
Home Arena ..... Wells Fargo Center (20,328)
Team Colors ..... Red, White, Blue
Radio ..... The Fanatic 97.5 FM/950 AM
Tom McGinnis
Television ..... Comcast SportsNet, The Comcast Network
Marc Zumoff, Malik Rose

2013-2014 Schedule vs. Rockets

Wed., Nov. 13 @ Wells Fargo Center, 6:00 p.m., CSN
Thu., Mar. 27 @ Toyota Center, 7:00 p.m., CSN

All-Time Series Record

Regular Season: 64-67
Home: 39-25 Toyota Center: 5-5
Road: 22-39 Wells Fargo Center: 9-6
Neutral: 3-3
Playoffs: 2-4 (1977 - losing the series)
Home: 1-2 Toyota Center: 0-0
Road: 1-2 Wells Fargo Center: 0-0

2012-2013 Results (Even 1-1)

Dec. 19 @ Toyota Center, Rockets 125-103
Jan. 12 @ Wells Fargo Center, 76ers 107-100

Series Information

Current Streak: 76ers, Won 1
Current Home Streak: Won 2
Current Road Streak: Lost 2
Longest Winning Streak: 11 (Feb. 20, 1992-Jan. 10, 1997)
Longest Losing Streak: 5 (3x: last Dec. 28, 1982-Jan. 11, 1985)
Biggest Winning Margin: 50 (124-74; Mar. 18, 2007)
Biggest Losing Margin: 33 (134-101; Mar. 5, 1968)
Most Points Scored: 149 (Feb. 16, 1993)
Most Points Allowed: 159 (Jan. 25, 1970)
Fewest Points Scored: 73 (Dec. 8, 1999)
Fewest Points Allowed: 66 (Nov. 17, 2003)

2012-2013 Rockets vs. 76ers

			FIELD GOALS		3-POINT FG				REBOUNDS									
PLAYER	G-GS	MIN	FG-FGA	PCT	FG-FGA	PCT	FT-FTA	PCT	OFF	DEF	TOT	AST	PF-DQ	STL	TO	BLK	PTS	AVG
Harden	2-2	82	17-31	.548	4-12	.333	24-26	.923	1	10	11	13	6-0	2	6	1	62	31.0
Asik	2-2	71	11-14	.786	0-0	—	11-13	.846	5	20	25	2	5-0	0	2	0	33	16.5
Parsons	2-2	76	13-31	.419	2-14	.143	4-4	1.000	3	11	14	8	5-0	3	7	0	32	16.0
Lin	2-2	70	10-25	.400	1-6	.167	4-6	.667	2	4	6	11	6-0	4	2	0	25	12.5
Douglas	2-0	39	7-17	.412	5-10	.500	0-0	—	1	4	5	5	5-0	0	1	0	19	9.5
Morris	2-2	52	7-14	.500	2-5	.400	2-5	.400	2	5	7	5	2-0	0	4	1	18	9.0
Delfino	2-0	44	6-14	.429	4-9	.444	0-0	—	0	5	5	4	2-0	1	3	0	16	8.0
Smith	2-0	18	5-5	1.000	0-0	—	3-4	.750	2	5	7	0	3-0	0	0	0	13	6.5
Motiejunas	1-0	8	2-4	.500	0-1	.000	0-0	—	0	0	0	1	2-0	0	1	0	4	4.0
Patterson	1-0	12	1-4	.250	1-2	.500	0-0	—	0	0	0	0	2-0	0	0	0	3	3.0
Aldrich	1-0	3	0-0	—	0-0	—	0-0	—	0	2	2	0	0-0	0	0	1	0	0.0
Brooks (TOT)	1-0	7	0-2	.000	0-0	—	0-0	—	0	1	1	0	0-0	0	1	0	0	0.0
Cook	1-0	3	0-0	—	0-0	—	0-0	—	0	1	1	0	0-0	0	0	0	0	0.0
Garcia (TOT)	1-0	20	0-3	.000	0-1	.000	0-0	—	0	3	3	2	2-0	3	0	1	0	0.0
Jones	1-0	3	0-0	—	0-0	—	0-0	—	0	0	0	1	0-0	0	0	0	0	0.0
Robinson (TOT)	1-0	7	0-2	.000	0-0	—	0-0	—	1	1	2	0	0-0	0	1	0	0	0.0
ROCKETS	2	480	79-159	.497	19-59	.322	48-58	.828	16	67	83	50	38-0	10	27	3	225	112.5
76ERS	2	480	83-176	.472	12-35	.343	32-43	.744	22	60	82	47	39-0	14	22	8	210	105.0

2012-2013 76ers vs. Rockets

			FIELD GOALS		3-POINT FG				REBOUNDS									
PLAYER	G-GS	MIN	FG-FGA	PCT	FG-FGA	PCT	FT-FTA	PCT	OFF	DEF	TOT	AST	PF-DQ	STL	TO	BLK	PTS	AVG
Jr. Holiday	1-1	39	11-22	.500	1-3	.333	7-7	1.000	1	2	3	9	1-0	4	6	1	30	30.0
N. Young	1-0	35	8-18	.444	2-4	.500	3-5	.600	1	3	4	4	2-0	1	0	1	21	21.0
T. Young	2-2	71	15-26	.577	0-0	—	5-8	.625	3	15	18	8	4-0	3	4	1	35	17.5
Wright	2-0	65	10-21	.476	5-12	.417	3-4	.750	1	10	11	9	2-0	1	0	1	28	14.0
Richardson	2-2	63	12-25	.480	3-10	.300	0-0	—	2	5	7	2	5-0	1	2	0	27	13.5
Hawes	2-0	50	9-20	.450	0-2	.000	6-7	.857	5	9	14	3	9-0	1	5	3	24	12.0
Turner	2-2	55	9-17	.529	0-2	.000	0-0	—	1	8	9	9	2-0	0	3	0	18	9.0
Allen	2-1	46	5-14	.357	0-0	—	3-6	.500	7	4	11	3	8-0	0	0	1	13	6.5
Wilkins	2-0	20	1-5	.200	0-0	—	5-6	.833	0	2	2	0	2-0	1	1	0	7	3.5
Ivey	1-0	15	1-2	.500	1-1	1.000	0-0	—	0	0	0	0	3-0	0	0	0	3	3.0
Brown	1-1	4	1-1	1.000	0-0	—	0-0	—	0	1	1	0	1-0	0	0	0	2	2.0
Wayns	1-1	14	1-5	.200	0-1	.000	0-0	—	1	0	1	0	0-0	2	1	0	2	2.0
Jenkins (TOT)	1-0	6	0-2	.000	0-0	—	1-1	1.000	0	0	0	0	1-0	0	0	0	1	1.0
Moultrie	1-0	4	0-0	—	0-0	—	0-0	—	0	1	1	0	0-0	0	0	0	0	0.0
76ERS	2	480	83-176	.472	12-35	.343	32-43	.744	22	60	82	47	39-0	14	22	8	210	105.0
ROCKETS	2	480	79-159	.497	19-59	.322	48-58	.828	16	67	83	50	38-0	10	27	3	225	112.5

Phoenix Suns

201 E. Jefferson Street
Phoenix, AZ 85004
(602) 379-7900



Jeff Hornacek

Directory

Managing Partner ..... Robert Sarver
President, Basketball Operations ..... Lon Babby
General Manager ..... Ryan McDonough
Head Coach ..... Jeff Hornacek
Assistant Coaches ..... Jerry Sichting, Mike Longabardi, Kenny Gattison, Mark West
Head Athletic Trainer ..... Aaron Nelson
Vice President, Basketball Communications ..... Julie Fie

General Information

2012-2013 Record ..... 25-57, 5th Pacific
Home Arena ..... US Airways Center (18,422)
Team Colors ..... Purple, Orange, Black, Gray, Yellow
Radio ..... KTAR 620 AM, KSUN 1400 AM
Al McCoy, Tim Kempton,
Ivan Valenzuela, Arturo Ochoa
Television ..... FOX Sports Arizona
Steve Albert, Eddie Johnson, Ann Meyers Drysdale

2013-2014 Schedule vs. Rockets

Wed., Dec. 4 @ Toyota Center, 7:00 p.m., CSN
Wed., Feb. 5 @ Toyota Center, 7:00 p.m., CSN
Sun., Feb. 23 @ US Airways Center, 7:00 p.m., CSN

All-Time Series Record

Regular Season: 88-104
Home: 57-39 Toyota Center: 8-11
Road: 30-65 US Airways Center: 15-25
Neutral: 1-0
Playoffs: 8-6 (1994, 1995 - winning both series)
Home: 4-3 Toyota Center: 0-0
Road: 4-3 US Airways Center: 4-3

2012-2013 Results (Even 2-2)

Mar. 9 @ US Airways Center, Suns 107-105
Mar. 13 @ Toyota Center, Rockets 111-81
Apr. 9 @ Toyota Center, Rockets 101-98
Apr. 15 @ US Airways Center, Suns 119-112

Series Information

Current Streak: Suns, Won 1
Current Home Streak: Won 2
Current Road Streak: Lost 3
Longest Winning Streak: 5 (Dec. 6, 1968-Feb. 7, 1969)
Longest Losing Streak: 7 (2x: last Apr. 1, 2009-Mar. 8, 2011)
Biggest Winning Margin: 30 (111-81; Mar. 13, 2013)
Biggest Losing Margin: 34 (109-75; Feb. 16, 2006)
Most Points Scored: 141 (Mar. 15, 1969)
Most Points Allowed: 146 (Mar. 9, 1969)
Fewest Points Scored: 71 (Apr. 25, 1999)
Fewest Points Allowed: 75 (Mar. 16, 2003)

2012-2013 Rockets vs. Suns

			FIELD GOALS		3-POINT FG				REBOUNDS									
PLAYER	G-GS	MIN	FG-FGA	PCT	FG-FGA	PCT	FT-FTA	PCT	OFF	DEF	TOT	AST	PF-DQ	STL	TO	BLK	PTS	AVG
Harden	4-4	152	29-63	.460	12-30	.400	35-45	.778	1	16	17	20	9-0	5	25	1	105	26.3
Delfino	3-0	75	18-35	.514	12-19	.632	1-1	1.000	0	16	16	4	4-0	5	1	1	49	16.3
Parsons	3-3	100	18-40	.450	5-13	.385	8-11	.727	1	7	8	13	3-0	3	4	3	49	16.3
Lin	4-4	130	22-51	.431	4-17	.235	9-11	.818	1	7	8	20	12-1	5	11	1	57	14.3
Jones	2-0	52	11-19	.579	0-2	.000	1-2	.500	3	7	10	3	5-0	1	2	6	23	11.5
Asik	4-4	117	12-26	.462	0-0	—	8-9	.889	16	36	52	2	9-0	3	6	5	32	8.0
Brooks (TOT)	3-1	49	9-15	.600	2-5	.400	3-4	.750	0	3	3	4	5-0	0	8	2	23	7.7
Brooks (HOU)	1-0	5	1-1	1.000	1-1	1.000	0-0	—	0	0	0	0	0-0	0	3	0	3	3.0
Robinson (TOT)	4-0	70	14-25	.560	0-0	—	2-6	.333	14	18	32	2	2-0	2	10	0	30	7.5
Robinson (HOU)	2-0	29	5-10	.500	0-0	—	2-4	.500	4	5	9	0	1-0	1	4	0	12	6.0
Motiejunas	4-2	54	10-22	.455	4-10	.400	3-4	.750	4	7	11	2	8-0	0	3	2	27	6.8
Smith	4-2	74	12-22	.545	0-0	—	2-6	.333	10	12	22	1	12-0	2	6	3	26	6.5
Garcia (TOT)	5-2	95	10-27	.370	4-16	.250	2-3	.667	1	7	8	8	7-0	5	5	2	26	5.2
Garcia (HOU)	4-1	76	8-21	.381	4-14	.286	0-0	—	1	5	6	8	5-0	4	4	2	20	5.0
Beverley	4-0	77	8-25	.320	4-13	.308	0-0	—	7	3	10	11	5-0	5	3	2	20	5.0
Anderson (TOT)	3-0	20	2-5	.400	0-2	.000	2-2	1.000	1	2	3	4	0-0	2	1	0	6	2.0
Anderson (HOU)	3-0	20	2-5	.400	0-2	.000	2-2	1.000	1	2	3	4	0-0	2	1	0	6	2.0
ROCKETS	4	960	156-340	.459	46-121	.380	71-95	.747	49	123	172	88	73-1	36	78	26	429	107.3
SUNS	4	960	156-344	.453	28-74	.378	65-91	.714	44	117	161	91	79-0	46	69	25	405	101.3

2012-2013 Suns vs. Rockets

			FIELD GOALS		3-POINT FG				REBOUNDS									
PLAYER	G-GS	MIN	FG-FGA	PCT	FG-FGA	PCT	FT-FTA	PCT	OFF	DEF	TOT	AST	PF-DQ	STL	TO	BLK	PTS	AVG
Dragic	4-4	123	23-50	.460	4-11	.364	15-21	.714	6	11	17	29	6-0	12	9	1	65	16.3
Scola	4-4	95	26-47	.553	0-0	—	12-15	.800	6	25	31	9	11-0	3	9	2	64	16.0
Mark. Morris	4-4	105	17-40	.425	6-8	.750	9-10	.900	11	15	26	5	9-0	8	11	9	49	12.3
Dudley	4-0	106	16-31	.516	7-15	.467	3-4	.750	2	3	5	14	5-0	3	5	0	42	10.5
Johnson	4-4	90	17-40	.425	3-11	.273	4-5	.800	1	12	13	5	7-0	1	5	3	41	10.3
Tucker	4-2	104	13-28	.464	1-3	.333	10-10	1.000	10	12	22	3	10-0	3	3	0	37	9.3
Garrett	1-0	8	4-5	.800	1-1	1.000	0-0	—	0	0	0	1	0-0	1	1	0	9	9.0
Marshall	4-0	108	11-26	.423	4-11	.364	3-4	.750	0	6	6	18	4-0	5	8	1	29	7.3
Marc. Morris (TOT)	4-2	79	13-28	.464	1-7	.143	2-9	.222	4	7	11	1	12-0	5	3	1	29	7.3
Marc. Morris (PHO)	4-2	79	13-28	.464	1-7	.143	2-9	.222	4	7	11	1	12-0	5	3	1	29	7.3
Beasley	3-0	52	8-22	.364	1-7	.143	3-4	.750	0	9	9	4	3-0	2	4	1	20	6.7
O'Neal	2-0	49	5-18	.278	0-0	—	2-3	.667	1	8	9	2	7-0	1	4	3	12	6.0
Haddadi (TOT)	3-0	45	4-10	.400	0-0	—	2-6	.333	3	10	13	1	6-0	3	5	4	10	3.3
Haddadi (PHO)	2-0	41	3-9	.333	0-0	—	2-6	.333	3	9	12	0	5-0	2	4	4	8	4.0
SUNS	4	960	156-344	.453	28-74	.378	65-91	.714	44	117	161	91	79-0	46	69	25	405	101.3
ROCKETS	4	960	156-340	.459	46-121	.380	71-95	.747	49	123	172	88	73-1	36	78	26	429	107.3

Portland Trail Blazers

One Center Court
Suite 200
Portland, OR 97227
(503) 234-9291

Terry Stotts

Directory

Owner ..... Paul Allen
General Manager ..... Neil Olshey
Head Coach ..... Terry Stotts
Assistant Coaches ..... Jay Triano, David Vanterpool, Nate Tibbetts, Kim Hughes, Dale Osbourne
Director of Player Health & Performance ..... Chris Stackpole
Head Athletic Trainer ..... Geoff Clark
Vice President, Sports Communications ..... Jim Taylor

General Information

2012-2013 Record ..... 33-49, 4th Northwest
Home Arena ..... Moda Center (19,980)
Team Colors ..... Scarlet, Black, White
Radio ..... FOX Sports Radio 620 AM
Brian Wheeler, Antonio Harvey
Television ..... KGW (Ch. 8), Comcast SportsNet
Mike Barrett, Mike Rice

2013-2014 Schedule vs. Rockets

Tue., Nov. 5 @ Moda Center, 9:00 p.m., CSN
Thu., Dec. 12 @ Moda Center, 9:30 p.m., CSN/TNT
Mon., Jan. 20 @ Toyota Center, 7:00 p.m., CSN
Sun., Mar. 9 @ Toyota Center, 6:00 p.m., CSN

2012-2013 Results (Even 2-2)

Nov. 3 @ Toyota Center, Trail Blazers 95-85 (OT)
Nov. 16 @ The Rose Garden, Trail Blazers 119-117 (OT)
Feb. 8 @ Toyota Center, Rockets 118-103
Apr. 5 @ The Rose Garden, Rockets 116-98

All-Time Series Record

Regular Season: 97-78
Home: 55-31 Toyota Center: 14-3
Road: 40-47 Moda Center: 17-17
Neutral: 2-0
Playoffs: 10-4 (1987, 1994, 2009 - winning all three series)
Home: 7-0 Toyota Center: 3-0
Road: 3-4 Moda Center: 1-2

Series Information

Current Streak: Rockets, Won 2
Current Home Streak: Won 1
Current Road Streak: Won 1
Longest Winning Streak: 9 (Dec. 9, 2003-Mar. 5, 2006)
Longest Losing Streak: 9 (Nov. 11, 1982-Mar. 31, 1984)
Biggest Winning Margin: 30 (99-69; Jan. 26, 2007)
Biggest Losing Margin: 40 (111-71; Mar. 7, 1999)
Most Points Scored: 136 (Nov. 16, 1970)
Most Points Allowed: 141 (Mar. 16, 1973)
Fewest Points Scored: 66 (Apr. 8, 2003)
Fewest Points Allowed: 69 (Jan. 26, 2007)

2012-2013 Rockets vs. Trail Blazers

			FIELD GOALS		3-POINT FG				REBOUNDS										
PLAYER	G-GS	MIN	FG-FGA	PCT	FG-FGA	PCT	FT-FTA	PCT	OFF	DEF	TOT	AST	PF-DQ	STL	TO	BLK	PTS	AVG
Harden	4-4	157	40-79	.506	11-24	.458	30-36	.833	5	21	26	28	9-0	6	16	2	121	30.3
Parsons	3-3	132	20-39	.513	7-18	.389	1-2	.500	3	23	26	8	4-0	4	7	1	48	16.0
Lin	4-4	133	22-44	.500	5-12	.417	13-18	.722	2	11	13	30	10-0	6	12	2	62	15.5
Patterson	3-3	97	21-41	.512	1-6	.167	0-0	—	5	9	14	2	6-0	2	3	2	43	14.3
Morris	3-0	56	12-21	.571	7-11	.636	3-6	.500	6	0	6	2	5-0	1	3	1	34	11.3
Garcia (HOU)	1-1	26	4-9	.444	3-7	.429	0-0	—	0	2	2	0	2-0	3	1	0	11	11.0
Asik	4-4	139	14-34	.412	0-1	.000	10-13	.769	21	34	55	3	18-1	0	8	8	38	9.5
Smith	3-1	34	8-10	.800	0-0	—	9-12	.750	0	6	6	1	9-1	0	1	1	25	8.3
Brooks (HOU)	1-0	4	0-1	.000	0-1	.000	0-0	—	0	1	1	0	0-0	0	0	0	0	0.0
Motiejunas	2-0	28	3-11	.273	1-5	.200	3-4	.750	3	4	7	2	2-0	0	0	0	10	5.0
Robinson (HOU)	1-0	4	1-1	1.000	0-0	—	0-2	.000	0	0	0	0	0-0	1	0	0	2	2.0
Beverley	2-0	43	3-5	.600	1-3	.333	2-2	1.000	1	5	6	12	2-0	3	1	1	9	4.5
Aldrich	3-0	32	6-8	.750	0-0	—	0-0	—	2	9	11	1	5-0	1	1	2	12	4.0
Douglas	3-0	41	3-17	.176	0-6	.000	5-5	1.000	1	2	3	3	3-0	6	0	0	11	3.7
Delfino	2-0	42	3-14	.214	1-10	.100	0-0	—	0	4	4	2	5-0	1	0	0	7	3.5
Anderson (HOU)	2-0	26	1-2	.500	1-1	1.000	0-0	—	0	5	5	0	1-0	0	2	0	3	1.5
Jones	1-0	14	0-2	.000	0-0	—	0-0	—	0	1	1	0	1-0	0	2	0	0	0.0
Ohlbrecht	1-0	3	0-1	.000	0-0	—	0-0	—	0	0	0	0	0-0	0	1	0	0	0.0
ROCKETS	4	1010	161-339	.475	38-105	.362	76-100	.760	49	137	186	94	82-2	34	61	20	436	109.0
TRAIL BLAZERS	4	1010	161-358	.450	30-95	.316	63-85	.741	49	125	174	93	75-0	27	56	22	415	103.8

2012-2013 Trail Blazers vs. Rockets

			FIELD GOALS		3-POINT FG				REBOUNDS										
PLAYER	G-GS	MIN	FG-FGA	PCT	FG-FGA	PCT	FT-FTA	PCT	OFF	DEF	TOT	AST	PF-DQ	STL	TO	BLK	PTS	AVG
Aldridge	4-4	163	50-90	.556	0-0	—	19-26	.731	9	32	41	13	12-0	2	4	4	119	29.8
Batum	3-3	128	25-42	.595	13-22	.591	13-15	.867	4	13	17	11	4-0	7	12	10	76	25.3
Lillard	4-4	158	28-58	.483	9-22	.409	11-14	.786	3	14	17	27	5-0	4	12	0	76	19.0
Matthews	4-4	158	20-64	.313	5-31	.161	6-11	.545	2	12	14	17	14-0	5	6	0	51	12.8
Hickson	4-4	106	16-32	.500	0-0	—	3-5	.600	11	22	33	4	9-0	2	5	1	35	8.8
Barton	3-0	45	6-17	.353	1-6	.167	2-3	.667	2	9	11	6	3-0	1	3	2	15	5.0
Leonard	4-0	88	5-14	.357	0-0	—	6-8	.750	9	10	19	3	12-0	1	1	3	16	4.0
Claver	4-1	62	6-14	.429	1-5	.200	1-1	1.000	4	4	8	3	4-0	2	5	2	14	3.5
N. Smith	3-0	24	3-9	.333	0-0	—	2-2	1.000	4	3	7	2	4-0	1	3	0	8	2.7
Babbitt	2-0	11	1-4	.250	1-4	.250	0-0	—	0	4	4	0	0-0	0	1	0	3	1.5
Price	2-0	16	1-5	.200	0-1	.000	0-0	—	0	0	0	2	4-0	0	0	0	2	1.0
Freeland	2-0	9	0-2	.000	0-0	—	0-0	—	1	1	2	1	0-0	0	0	0	0	0.0
Jeffries	2-0	18	0-1	.000	0-0	—	0-0	—	0	0	0	2	3-0	1	0	0	0	0.0
Maynor (POR)	1-0	15	0-4	.000	0-2	.000	0-0	—	0	1	1	1	1-0	1	3	0	0	0.0
Pavlovic	2-0	10	0-2	.000	0-2	.000	0-0	—	0	0	0	1	0-0	0	0	0	0	0.0
TRAIL BLAZERS	4	1010	161-358	.450	30-95	.316	63-85	.741	49	125	174	93	75-0	27	56	22	415	103.8
ROCKETS	4	1010	161-339	.475	38-105	.362	76-100	.760	49	137	186	94	82-2	34	61	20	436	109.0

Sacramento Kings

One Sports Parkway
Sacramento, CA 95834
(916) 928-0000

Michael Malone

Directory

Owner & Chairman ..... Vivek Ranadivé
President ..... Chris Granger
General Manager ..... Pete DÕAlessandro
Head Coach ..... Michael Malone
Assistant Coaches ..... Brendan Malone, Corliss Williamson, Chris Jent, Micah Nori, Dee Brown, Ryan Bowen
Director, Sports Medicine ..... Pete Youngman
Vice President, Communications ..... Donna Schwartze

General Information

2012-2013 Record ..... 28-54, 4th Pacific
Home Arena ..... Sleep Train Arena (17,317)
Team Colors ..... Purple, Black, Silver
Radio ..... KHTK 1140 AM
Gary Gerould
Television ..... News10, Comcast SportsNet
Grant Napear, Jerry Reynolds, Kayte Christensen

2013-2014 Schedule vs. Rockets

Sun., Dec. 15 @ Sleep Train Arena, 5:00 p.m., CSN
Tue., Dec. 31 @ Toyota Center, 6:00 p.m., CSN
Wed., Jan. 22 @ Toyota Center, 7:00 p.m., CSN
Tue., Feb. 25 @ Sleep Train Arena, 9:00 p.m., CSN

All-Time Series Record

Regular Season: 115-85
Home: 71-29 Toyota Center: 12-6
Road: 43-54 Sleep Train Arena: 26-21
Neutral: 1-2
Playoffs: 7-1 (1981, 1986 - winning both series)
Home: 4-0 Toyota Center: 0-0
Road: 3-1 Sleep Train Arena: 0-0

2012-2013 Results (Rockets 2-1)

Feb. 10 @ Sleep Train Arena, Kings 117-111
Apr. 3 @ Sleep Train Arena, Rockets 112-102
Apr. 14 @ Toyota Center, Rockets 121-100

Series Information

Current Streak: Rockets, Won 2
Current Home Streak: Won 3
Current Road Streak: Won 1
Longest Winning Streak: 11 (Nov. 1, 1996-Mar. 28, 1999)
Longest Losing Streak: 9 (Nov. 28, 2000-Dec. 1, 2002)
Biggest Winning Margin: 40 (133-93; Dec. 12, 1995)
Biggest Losing Margin: 36 (113-77; Nov. 19, 2001)
Most Points Scored: 151 (Mar. 12, 1970)
Most Points Allowed: 165 (Mar. 12, 1970)
Fewest Points Scored: 74 (2x: last Nov. 28, 2003)
Fewest Points Allowed: 77 (Nov. 2, 1998)

2012-2013 Rockets vs. Kings

			FIELD GOALS		3-POINT FG				REBOUNDS										
PLAYER	G-GS	MIN	FG-FGA	PCT	FG-FGA	PCT	FT-FTA	PCT	OFF	DEF	TOT	AST	PF-DQ	STL	TO	BLK	PTS	AVG
Harden	3-3	111	28-55	.509	8-21	.381	16-24	.667	5	12	17	22	3-0	3	11	3	80	26.7
Patterson	1-1	35	8-16	.500	2-4	.500	0-0	—	1	5	6	2	1-0	0	1	0	18	18.0
Parsons	3-3	94	19-37	.514	5-15	.333	4-5	.800	1	11	12	15	1-0	4	4	2	47	15.7
Asik	3-3	96	18-26	.692	0-0	—	10-12	.833	9	25	34	2	12-1	2	7	3	46	15.3
Delfino	2-0	55	10-24	.417	7-18	.389	2-2	1.000	0	4	4	7	4-0	0	1	1	29	14.5
Lin	3-3	89	14-29	.483	5-9	.556	9-9	1.000	0	7	7	18	11-1	2	6	2	42	14.0
Jones	2-0	49	9-19	.474	0-3	.000	5-6	.833	8	7	15	2	5-0	5	2	5	23	11.5
Morris	1-0	13	3-5	.600	2-4	.500	0-0	—	0	4	4	0	2-0	1	2	0	8	8.0
Motiejunas	2-0	26	6-12	.500	1-3	.333	0-0	—	3	3	6	1	6-0	0	3	1	13	6.5
Smith	2-2	42	6-10	.600	0-0	—	1-2	.500	1	9	10	2	9-0	2	2	1	13	6.5
Beverley	3-0	50	6-16	.375	1-8	.125	2-2	1.000	4	5	9	13	8-0	2	7	3	15	5.0
Garcia (HOU)	2-0	25	2-4	.500	1-3	.333	0-0	—	0	3	3	1	2-0	2	2	0	5	2.5
Robinson (HOU)	1-0	6	1-1	1.000	0-0	—	0-0	—	0	2	2	2	0-0	1	2	1	2	2.0
Anderson (HOU)	2-0	10	1-3	.333	1-2	.500	0-0	—	0	2	2	2	0-0	0	1	1	3	1.5
Aldrich	1-0	13	0-0	—	0-0	—	0-0	—	0	5	5	0	2-0	0	0	0	0	0.0
Brooks (HOU)	1-0	5	0-1	.000	0-0	—	0-0	—	0	0	0	0	0-0	0	0	0	0	0.0
ROCKETS	3	720	131-258	.508	33-90	.367	49-62	.790	32	104	136	89	66-2	24	52	23	344	114.7
KINGS	3	720	113-274	.412	25-66	.379	68-78	.872	43	88	131	65	62-1	31	40	16	319	106.3

2012-2013 Kings vs. Rockets

			FIELD GOALS		3-POINT FG				REBOUNDS										
PLAYER	G-GS	MIN	FG-FGA	PCT	FG-FGA	PCT	FT-FTA	PCT	OFF	DEF	TOT	AST	PF-DQ	STL	TO	BLK	PTS	AVG
Cousins	3-3	73	19-36	.528	0-0	—	10-16	.625	7	14	21	3	13-1	5	5	0	48	16.0
Thomas	3-3	97	9-35	.257	4-13	.308	23-23	1.000	0	2	2	21	6-0	3	5	1	45	15.0
Evans	3-3	70	14-35	.400	3-9	.333	7-9	.778	5	6	11	5	8-0	5	5	1	38	12.7
Salmons	3-3	101	11-26	.423	7-15	.467	8-8	1.000	1	1	2	11	6-0	3	3	1	37	12.3
Thompson	3-3	86	15-33	.455	0-0	—	6-8	.750	6	20	26	4	11-0	2	2	5	36	12.0
Garcia	1-0	18	4-7	.571	3-4	.750	0-0	—	0	3	3	1	1-0	1	1	0	11	11.0
Outlaw	2-0	25	7-11	.636	1-3	.333	6-6	1.000	0	3	3	3	1-0	0	2	1	21	10.5
Thornton	3-0	49	9-23	.391	4-12	.333	2-2	1.000	0	3	3	1	0-0	2	5	0	24	8.0
Fredette	2-0	29	6-17	.353	1-3	.333	0-0	—	1	5	6	5	3-0	3	1	0	13	6.5
Aldrich (SAC)	2-0	38	6-8	.750	0-0	—	0-0	—	6	12	18	0	2-0	1	2	5	12	6.0
Robinson	1-0	15	3-11	.273	0-0	—	0-0	—	6	1	7	0	1-0	1	2	0	6	6.0
Hayes	2-0	33	2-4	.500	0-0	—	6-6	1.000	3	10	13	4	2-0	1	1	0	10	5.0
Patterson (SAC)	2-0	42	5-15	.333	0-1	.000	0-0	—	5	2	7	3	2-0	2	1	2	10	5.0
Douglas (SAC)	2-0	37	2-10	.200	2-6	.333	0-0	—	3	4	7	4	5-0	2	5	0	6	3.0
Brooks	1-0	7	1-3	.333	0-0	—	0-0	—	0	2	2	0	1-0	0	0	0	2	2.0
KINGS	3	720	113-274	.412	25-66	.379	68-78	.872	43	88	131	65	62-1	31	40	16	319	106.3
ROCKETS	3	720	131-258	.508	33-90	.367	49-62	.790	32	104	136	89	66-2	24	52	23	344	114.7

San Antonio Spurs

One AT&T Center
San Antonio, TX 78219
(210) 444-5500



Gregg Popovich

Directory

Chairman & CEO ..... Peter M. Holt
President, Basketball Operations/Head Coach ..... Gregg Popovich
President, Sports Franchises/General Manager ..... R.C. Buford
Assistant General Manager ..... Scott Layden
Assistant Coaches ..... Jim Boylen, Ime Udoka, Sean Marks, Chip Engelland, Chad Forcier
Head Athletic Trainer ..... Will Sevening
Sr. Director, Communications ..... Tom James

General Information

2012-2013 Record ..... 58-24, 1st Southwest
Home Arena ..... AT&T Center (18,581)
Team Colors ..... Metallic Silver, Black
Radio ..... WOAI 1200 AM, KCOR 1350 AM
Bill Schoening, Paul Castro
Television ..... KENS (Ch. 5), KMYS (Ch. 35), FOX Sports Southwest
Bill Land, Sean Elliott, Andrew Monaco

2013-2014 Schedule vs. Rockets

Sat., Nov. 30 @ AT&T Center, 7:30 p.m., CSN
Wed., Dec. 25 @ AT&T Center, 7:00 p.m., CSN/ESPN
Tue., Jan. 28 @ Toyota Center, 7:00 p.m., CSN
Mon., Apr. 14 @ Toyota Center, 7:00 p.m., CSN/NBA TV

All-Time Series Record

Regular Season: 76-97
Home: 50-37 Toyota Center: 10-10
Road: 26-60 AT&T Center: 4-18
Neutral: 0-0
Playoffs: 10-6 (1980, 1981, 1995 - winning all three series)
Home: 4-4 Toyota Center: 0-0
Road: 6-2 AT&T Center: 0-0

2012-2013 Results (Spurs 3-1)

Dec. 7 @ AT&T Center, Spurs 114-92
Dec. 10 @ Toyota Center, Spurs 134-126 (OT)
Dec. 28 @ AT&T Center, Spurs 122-116
Mar. 24 @ Toyota Center, Rockets 96-95

Series Information

Current Streak: Rockets, Won 1
Current Home Streak: Won 1
Current Road Streak: Lost 7
Longest Winning Streak: 7 (Mar. 8, 1986-Mar. 12, 1987)
Longest Losing Streak: 11 (Jan. 26, 1998-Feb. 3, 2001)
Biggest Winning Margin: 34 (138-104; Jan. 20, 1984)
Biggest Losing Margin: 38 (128-90; Jan. 15, 1982)
Most Points Scored: 143 (Dec. 26, 1979)
Most Points Allowed: 138 (Dec. 8, 1979)
Fewest Points Scored: 67 (Dec. 11, 2003)
Fewest Points Allowed: 67 (Jan. 15, 2005)

2012-2013 Rockets vs. Spurs

			FIELD GOALS		3-POINT FG				REBOUNDS										
PLAYER	G-GS	MIN	FG-FGA	PCT	FG-FGA	PCT	FT-FTA	PCT	OFF	DEF	TOT	AST	PF-DQ	STL	TO	BLK	PTS	AVG
Harden	3-3	116	26-54	.481	8-15	.533	31-37	.838	4	13	17	18	7-0	8	9	2	91	30.3
Parsons	4-4	154	29-60	.483	8-24	.333	5-8	.625	6	18	24	11	6-0	2	11	1	71	17.8
Lin	4-4	131	24-54	.444	5-14	.357	16-18	.889	3	12	15	24	10-0	9	13	3	69	17.3
Douglas	3-0	91	15-32	.469	11-21	.524	0-0	—	1	6	7	9	6-0	4	5	0	41	13.7
Beverley	1-0	24	4-6	.667	2-3	.667	1-2	.500	1	2	3	2	5-0	1	0	1	11	11.0
Jones	1-0	8	4-5	.800	1-1	1.000	0-0	—	0	3	3	2	0-0	0	0	0	9	9.0
Patterson	2-2	54	9-24	.375	0-5	.000	0-0	—	4	3	7	6	0-0	2	3	1	18	9.0
Delfino	3-1	85	9-29	.310	5-16	.313	0-1	.000	0	9	9	7	3-0	5	6	1	23	7.7
Asik	4-4	118	9-31	.290	0-0	—	12-20	.600	14	25	39	7	14-0	3	13	5	30	7.5
Morris	3-1	72	7-20	.350	3-12	.250	5-8	.625	2	9	11	4	6-0	4	3	0	22	7.3
Motiejunas	2-1	18	4-8	.500	2-4	.500	0-0	—	1	0	1	0	5-0	0	0	0	10	5.0
Smith	4-0	50	7-14	.500	0-0	—	2-2	1.000	4	6	10	0	9-0	1	2	3	16	4.0
Cook	3-0	28	4-13	.308	2-6	.333	1-1	1.000	1	2	3	1	1-0	2	0	0	11	3.7
Aldrich	3-0	26	4-6	.667	0-0	—	0-0	—	3	4	7	1	5-0	0	3	1	8	2.7
Garcia (TOT)	2-0	21	1-8	.125	0-2	.000	0-0	—	0	1	1	3	1-0	1	0	1	2	1.0
Robinson (HOU)	1-0	11	0-2	.000	0-0	—	0-0	—	1	3	4	1	2-0	0	1	0	0	0.0
Brooks (TOT)	1-0	19	0-5	.000	0-2	.000	0-0	—	0	1	1	2	1-0	0	0	0	0	0.0
ROCKETS	4	985	155-358	.433	47-121	.388	73-97	.753	45	115	160	93	79-0	41	72	18	430	107.5
SPURS	4	985	173-334	.518	42-95	.442	77-84	.917	23	148	171	104	70-0	39	75	29	465	116.3

2012-2013 Spurs vs. Rockets

			FIELD GOALS		3-POINT FG				REBOUNDS										
PLAYER	G-GS	MIN	FG-FGA	PCT	FG-FGA	PCT	FT-FTA	PCT	OFF	DEF	TOT	AST	PF-DQ	STL	TO	BLK	PTS	AVG
Parker	4-4	141	34-59	.576	1-4	.250	29-31	.935	1	21	22	36	7-0	4	11	3	98	24.5
Neal	2-2	61	17-29	.586	7-14	.500	0-0	—	0	0	0	2	5-0	2	2	0	41	20.5
Duncan	4-4	124	27-60	.450	0-0	—	15-17	.882	5	32	37	8	9-0	2	11	9	69	17.3
Ginobili	4-0	107	19-38	.500	9-20	.450	13-14	.929	2	15	17	16	8-0	6	9	1	60	15.0
Green	4-4	120	15-39	.385	11-25	.440	5-5	1.000	2	15	17	7	11-0	8	8	7	46	11.5
Splitter	4-2	92	18-25	.720	0-0	—	8-10	.800	5	18	23	9	9-0	2	6	3	44	11.0
Leonard	2-2	57	5-11	.455	2-6	.333	2-2	1.000	1	10	11	1	3-0	2	0	1	14	7.0
Jackson	2-0	44	5-10	.500	3-6	.500	0-0	—	0	4	4	1	7-0	3	1	0	13	6.5
Blair	3-2	40	7-11	.636	0-0	—	3-3	1.000	3	7	10	2	4-0	1	4	1	17	5.7
Diaw	4-0	83	9-18	.500	2-5	.400	2-2	1.000	3	10	13	12	2-0	2	8	3	22	5.5
Mills	3-0	32	6-11	.545	3-6	.500	0-0	—	0	3	3	0	1-0	3	2	0	15	5.0
Joseph	1-0	8	2-4	.500	0-0	—	0-0	—	0	0	0	3	1-0	0	1	0	4	4.0
De Colo	4-0	48	6-12	.500	3-6	.500	0-0	—	0	6	6	6	3-0	3	7	0	15	3.8
Bonner	3-0	15	2-4	.500	1-2	.500	0-0	—	1	4	5	0	0-0	1	0	0	5	1.7
Anderson	2-0	15	1-3	.333	0-1	.000	0-0	—	0	3	3	1	0-0	0	1	1	2	1.0
SPURS	4	985	173-334	.518	42-95	.442	77-84	.917	23	148	171	104	70-0	39	75	29	465	116.3
ROCKETS	4	985	155-358	.433	47-121	.388	73-97	.753	45	115	160	93	79-0	41	72	18	430	107.5

Toronto Raptors

50 Bay Street, Suite 500
Toronto, Ontario, Canada
M5J 2L2
(416) 815-5600

Dwane Casey

Directory

Chairman of the Board & NBA Governor .... Lawrence Tanenbaum
President & General Manager ..... Masai Ujiri
Head Coach ..... Dwane Casey
Assistant Coaches ..... Bill Bayno, Nick Nurse, Jesse Mermuys, Tom Sterner, Jama Mahlalela, Alex McKechnie
Head Athletic Trainer ..... Scott McCullough
Director, Media Relations ..... Jim LaBumbard

General Information

2012-2013 Record ..... 34-48, T-4th Atlantic
Home Arena ..... Air Canada Centre (19,800)
Team Colors ..... Red, Black, Silver
Radio ..... Sportsnet 590 AM The Fan, TSN Radio 1010 AM Paul Jones, Eric Smith, Jack Armstrong
Television ..... TSN, TSN2, Sportsnet, Sportsnet ONE, Sportsnet 360 Matt Devlin, Leo Rautins, Jack Armstrong, Sherman Hamilton

2013-2014 Schedule vs. Rockets

Mon., Nov. 11 @ Toyota Center, 7:00 p.m., CSN
Wed., Apr. 2 @ Air Canada Centre, 6:00 p.m., CSN

All-Time Series Record

Regular Season: 20-15
Home: 15-3 Toyota Center: 8-2
Road: 5-12 Air Canada Centre: 3-11
Neutral: 0-0
Playoffs: Never Met
Home: 0-0 Toyota Center: 0-0
Road: 0-0 Air Canada Centre: 0-0

2012-2013 Results (Even 1-1)

Nov. 27 @ Toyota Center, Rockets 117-101
Dec. 16 @ Air Canada Centre, Raptors 103-96

Series Information

Current Streak: Raptors, Won 1
Current Home Streak: Won 6
Current Road Streak: Lost 6
Longest Winning Streak: 4 (Feb. 20, 1997-Mar. 25, 1999)
Longest Losing Streak: 3 (Dec. 21, 2005-Feb. 28, 2007)
Biggest Winning Margin: 30 (127-97; Nov. 20, 1997)
Biggest Losing Margin: 21 (94-73; Jan. 2, 2009)
Most Points Scored: 127 (Nov. 20, 1997)
Most Points Allowed: 116 (Mar. 7, 2012)
Fewest Points Scored: 73 (Jan. 2, 2009)
Fewest Points Allowed: 76 (Nov. 2, 2002)

2012-2013 Rockets vs. Raptors

			FIELD GOALS		3-POINT FG				REBOUNDS									
PLAYER	G-GS	MIN	FG-FGA	PCT	FG-FGA	PCT	FT-FTA	PCT	OFF	DEF	TOT	AST	PF-DQ	STL	TO	BLK	PTS	AVG
Harden	2-2	85	16-37	.432	4-11	.364	16-18	.889	2	8	10	16	3-0	4	6	2	52	26.0
Patterson	1-1	31	7-14	.500	2-4	.500	6-7	.857	2	3	5	1	3-0	1	0	0	22	22.0
Morris	2-1	52	10-17	.588	4-7	.571	6-7	.857	2	5	7	1	7-0	1	3	0	30	15.0
Parsons	2-2	82	11-24	.458	3-8	.375	5-7	.714	2	11	13	9	3-0	1	5	0	30	15.0
Lin	2-2	71	10-18	.556	2-4	.500	1-2	.500	1	4	5	12	5-0	6	6	0	23	11.5
Asik	2-2	64	9-16	.563	0-0	—	2-6	.333	5	26	31	2	5-0	3	4	0	20	10.0
Delfino	1-0	22	4-11	.364	2-7	.286	0-0	—	1	3	4	1	1-0	1	0	0	10	10.0
Brooks (TOT)	2-1	50	5-12	.417	2-4	.500	6-8	.750	1	1	2	7	6-0	3	5	0	18	9.0
Smith	2-0	32	5-12	.417	0-0	—	3-4	.750	3	6	9	0	3-0	0	0	0	13	6.5
Robinson (TOT)	2-0	39	4-6	.667	0-0	—	4-7	.571	3	5	8	4	5-0	2	4	1	12	6.0
Cook	1-0	10	2-4	.500	1-2	.500	0-0	—	0	1	1	0	1-0	0	0	0	5	5.0
Douglas	2-0	25	2-7	.286	2-5	.400	2-2	1.000	1	2	3	2	3-0	0	1	0	8	4.0
Garcia (TOT)	1-1	23	1-7	.143	1-5	.200	0-0	—	0	2	2	2	5-0	2	0	3	3	3.0
Jones	2-0	5	0-1	.000	0-1	.000	0-0	—	1	0	1	0	0-0	0	1	0	0	0.0
Motiejunas	1-0	1	0-0	—	0-0	—	0-0	—	0	0	0	0	0-0	0	0	0	0	0.0
ROCKETS	2	480	76-161	.472	20-49	.408	41-53	.774	20	69	89	44	34-0	17	26	2	213	106.5
RAPTORS	2	480	81-171	.474	16-53	.302	26-32	.813	16	66	82	54	39-0	12	23	15	204	102.0

2012-2013 Raptors vs. Rockets

			FIELD GOALS		3-POINT FG				REBOUNDS									
PLAYER	G-GS	MIN	FG-FGA	PCT	FG-FGA	PCT	FT-FTA	PCT	OFF	DEF	TOT	AST	PF-DQ	STL	TO	BLK	PTS	AVG
Anderson	1-0	25	6-12	.500	3-7	.429	9-9	1.000	0	2	2	2	5-0	0	0	0	24	24.0
Bargnani	1-1	31	8-12	.667	3-4	.750	2-2	1.000	1	3	4	2	0-0	1	3	0	21	21.0
DeRozan	2-2	62	13-29	.448	1-3	.333	4-5	.800	0	10	10	4	6-0	5	6	1	31	15.5
Calderon	2-1	61	10-21	.476	5-13	.385	5-6	.833	0	10	10	21	1-0	1	0	1	30	15.0
Ross	2-0	59	13-27	.481	2-9	.222	0-2	.000	3	4	7	2	4-0	1	3	1	28	14.0
Gay (TOT)	2-2	59	12-25	.480	1-6	.167	2-4	.500	3	8	11	5	6-0	1	6	0	27	13.5
Davis	2-1	46	11-15	.733	0-0	—	3-3	1.000	3	7	10	2	6-0	1	4	4	25	12.5
Lowry	1-1	27	3-10	.300	0-3	.000	1-1	1.000	1	7	8	5	4-0	1	3	0	7	7.0
Valanciunas	2-2	46	6-12	.500	0-0	—	2-3	.667	2	5	7	2	0-0	0	3	3	14	7.0
Johnson	2-0	40	6-11	.545	0-2	.000	0-1	.000	5	8	13	4	7-0	1	0	5	12	6.0
Lucas	2-0	26	3-11	.273	2-6	.333	0-0	—	0	3	3	6	1-0	1	0	0	8	4.0
Pietrus	1-1	21	1-3	.333	0-2	.000	0-0	—	0	2	2	1	1-0	0	0	0	2	2.0
Kleiza	2-0	25	1-7	.143	0-4	.000	0-0	—	0	3	3	3	4-0	0	1	0	2	1.0
Gray	1-0	1	0-0	—	0-0	—	0-0	—	1	1	2	0	0-0	0	0	0	0	0.0
McGuire	1-1	10	0-1	.000	0-0	—	0-0	—	0	1	1	0	0-0	0	0	0	0	0.0
RAPTORS	2	480	81-171	.474	16-53	.302	26-32	.813	16	66	82	54	39-0	12	23	15	204	102.0
ROCKETS	2	480	76-161	.472	20-49	.408	41-53	.774	20	69	89	44	34-0	17	26	2	213	106.5

Utah Jazz

301 W. South Temple
Salt Lake City, UT 84101
(801) 325-2500

Tyrone Corbin

Directory

Owner ..... Gail Miller
Executive VP, Basketball Operations ..... Kevin O'Connor
General Manager ..... Dennis Lindsey
Head Coach ..... Tyrone Corbin
Assistant Coaches ..... Sidney Lowe, Michael Sanders, Brad Jones, Mark McKown
Head Athletic Trainer ..... Gary Briggs
Director, Communications ..... Jonathan Rinehart

General Information

2012-2013 Record ..... 43-39, 3rd Northwest
Home Arena ..... Energy*Solutions* Arena (19,911)
Team Colors ..... Navy, Dark Yellow, Dark Green, Gray
Radio ..... KZNS 1280 AM/97.5 FM David Locke, Ron Boone
Television ..... ROOT Sports Craig Bolerjack, Matt Harpring

2013-2014 Schedule vs. Rockets

Sat., Nov. 2 @ Energy*Solutions* Arena, 8:00 p.m., CSN
Mon., Dec. 2 @ Energy*Solutions* Arena, 8:00 p.m., CSN
Mon., Mar. 17 @ Toyota Center, 7:00 p.m., CSN

All-Time Series Record

Regular Season: 82-97
Home: 54-36 Toyota Center: 12-7
Road: 28-60 Energy*Solutions* Arena: 12-31
Neutral: 0-1
Playoffs: 18-21 (1985, 1994, 1995, 1997, 1998, 2007, 2008 - winning two series)
Home: 12-8 Toyota Center: 4-3
Road: 6-13 Energy*Solutions* Arena: 5-12

2012-2013 Results (Rockets 3-1)

Nov. 19 @ Energy*Solutions* Arena, Jazz 102-91
Dec. 1 @ Toyota Center, Rockets 124-116
Jan. 28 @ Energy*Solutions* Arena, Rockets 125-80
Mar. 20 @ Toyota Center, Rockets 100-93

Series Information

Current Streak: Rockets, Won 3
Current Home Streak: Won 2
Current Road Streak: Won 1
Longest Winning Streak: 8 (Feb. 23, 1981-Apr. 16, 1982)
Longest Losing Streak: 12 (Jan. 25, 1997-Mar. 9, 2000)
Biggest Winning Margin: 45 (125-80; Jan. 28, 2013)
Biggest Losing Margin: 37 (117-80; Mar. 7, 1989)
Most Points Scored: 134 (Dec. 10, 1985)
Most Points Allowed: 138 (Dec. 15, 1983)
Fewest Points Scored: 69 (Apr. 10, 2004)
Fewest Points Allowed: 63 (Jan. 3, 2004)

2012-2013 Rockets vs. Jazz

			FIELD GOALS		3-POINT FG				REBOUNDS									
PLAYER	G-GS	MIN	FG-FGA	PCT	FG-FGA	PCT	FT-FTA	PCT	OFF	DEF	TOT	AST	PF-DQ	STL	TO	BLK	PTS	AVG
Harden	4-4	122	21-51	.412	5-16	.313	31-32	.969	2	7	9	16	8-0	4	10	3	78	19.5
Lin	4-4	121	27-47	.574	3-6	.500	11-12	.917	3	10	13	24	9-0	4	10	0	68	17.0
Patterson	3-3	82	22-40	.550	3-7	.429	4-4	1.000	2	8	10	3	7-0	1	5	5	51	17.0
Brooks (TOT)	2-2	64	12-15	.800	6-8	.750	0-0	—	1	1	2	5	1-0	4	2	0	30	15.0
Parsons	4-4	137	21-41	.512	5-17	.294	5-6	.833	2	22	24	13	6-0	6	5	1	52	13.0
Delfino	3-0	63	14-24	.583	8-16	.500	0-0	—	1	9	10	6	3-0	3	0	0	36	12.0
Jones	1-0	30	4-12	.333	0-1	.000	4-4	1.000	4	4	8	0	0-0	0	0	0	12	12.0
Morris	3-0	55	8-19	.421	5-9	.556	7-11	.636	3	5	8	5	9-0	3	1	1	28	9.3
Anderson (HOU)	1-0	10	3-6	.500	2-4	.500	0-0	—	0	3	3	3	0-0	1	0	0	8	8.0
Asik	4-4	124	9-23	.391	0-0	—	11-17	.647	12	38	50	2	7-0	1	10	8	29	7.3
Douglas	3-0	53	8-22	.364	3-10	.300	1-1	1.000	1	2	3	6	4-0	4	3	0	20	6.7
Smith	4-0	59	7-15	.467	0-0	—	11-16	.688	9	9	18	0	11-0	1	0	3	25	6.3
Motiejunas	2-1	34	4-14	.286	3-7	.429	0-2	.000	2	5	7	1	6-0	1	2	1	11	5.5
Beverley	2-0	30	4-7	.571	2-3	.667	0-0	—	2	1	3	5	3-0	5	2	2	10	5.0
Cook	1-0	14	2-5	.400	1-3	.333	0-0	—	0	0	0	1	3-0	1	0	0	5	5.0
Robinson (HOU)	1-0	17	2-7	.286	0-1	.000	0-0	—	1	5	6	0	2-0	0	2	0	4	4.0
Garcia (TOT)	1-0	18	1-5	.200	0-0	—	0-0	—	0	2	2	0	2-0	0	1	4	2	2.0
Aldrich	2-0	9	1-1	1.000	0-0	—	1-2	.500	0	3	3	1	2-0	0	0	0	3	1.5
ROCKETS	4	960	157-334	.470	40-100	.400	86-107	.804	44	131	175	86	80-0	35	52	24	440	110.0
JAZZ	4	960	153-346	.442	30-76	.395	55-73	.753	45	123	168	93	86-0	23	59	31	391	97.8

2012-2013 Jazz vs. Rockets

			FIELD GOALS		3-POINT FG				REBOUNDS									
PLAYER	G-GS	MIN	FG-FGA	PCT	FG-FGA	PCT	FT-FTA	PCT	OFF	DEF	TOT	AST	PF-DQ	STL	TO	BLK	PTS	AVG
Hayward	3-1	91	22-39	.564	7-14	.500	12-15	.800	1	10	11	5	7-0	1	7	2	63	21.0
Jefferson	4-4	135	28-64	.438	0-1	.000	6-8	.750	8	35	43	10	11-0	4	6	4	62	15.5
Foye	4-4	114	20-45	.444	10-23	.435	3-3	1.000	1	4	5	9	7-0	4	6	3	53	13.3
Millsap	4-4	108	15-39	.385	1-2	.500	11-12	.917	8	17	25	8	10-0	3	3	4	42	10.5
Mo Williams	3-3	87	13-31	.419	2-5	.400	0-0	—	1	3	4	20	11-0	1	5	0	28	9.3
Favors	3-1	73	8-20	.400	0-1	.000	8-12	.667	6	10	16	4	10-0	2	6	8	24	8.0
Burks	4-0	70	9-23	.391	1-4	.250	11-14	.786	3	4	7	7	6-0	2	3	2	30	7.5
Ma. Williams	3-1	72	8-18	.444	4-9	.444	1-4	.250	1	11	12	3	2-0	0	0	1	21	7.0
Murphy	2-0	16	5-9	.556	1-2	.500	0-0	—	0	1	1	0	0-0	0	0	0	11	5.5
Carroll	3-1	43	7-17	.412	0-3	.000	2-2	1.000	4	3	7	5	2-0	2	2	1	16	5.3
Kanter	4-0	60	10-21	.476	0-0	—	1-2	.500	7	14	21	6	5-0	0	6	5	21	5.3
Tinsley	3-1	45	4-11	.364	4-10	.400	0-0	—	1	6	7	12	4-0	4	8	0	12	4.0
Evans	3-0	25	3-5	.600	0-1	.000	0-1	.000	3	3	6	0	6-0	0	1	1	6	2.0
Watson	2-0	22	1-4	.250	0-1	.000	0-0	—	1	2	3	4	5-0	0	4	0	2	1.0
JAZZ	4	960	153-346	.442	30-76	.395	55-73	.753	45	123	168	93	86-0	23	59	31	391	97.8
ROCKETS	4	960	157-334	.470	40-100	.400	86-107	.804	44	131	175	86	80-0	35	52	24	440	110.0

Washington Wizards

Verizon Center
601 F Street N.W.
Washington, DC 20004
(202) 661-5000

Randy Wittman

Directory

Majority Owner ..... Ted Leonsis
President ..... Ernie Grunfeld
Head Coach ..... Randy Wittman
Assistant Coaches ..... Don Newman, Don Zierden, Sam Cassell, Ryan Saunders, Pat Sullivan
Head Athletic Trainer ..... Eric Waters
Sr. Director, Communications ..... Scott Hall

General Information

2012-2013 Record ..... 29-53, 3rd Southeast
Home Arena ..... Verizon Center (20,278)
Team Colors ..... Red, White, Blue
Radio ..... The Fan 106.7 FM
Dave Johnson, Glenn Consor
Television ..... Comcast SportsNet
Steve Buckhantz, Phil Chenier, Chris Miller

2013-2014 Schedule vs. Rockets

Sat., Jan. 11 @ Verizon Center, 6:00 p.m., CSN
Wed., Feb. 12 @ Toyota Center, 7:00 p.m., CSN

All-Time Series Record

Regular Season: 63-76
Home: 39-28 Toyota Center: 9-1
Road: 22-44 Verizon Center: 9-6
Neutral: 2-4
Playoffs: 4-2 (1977 - winning the series)
Home: 2-1 Toyota Center: 0-0
Road: 2-1 Verizon Center: 0-0

2012-2013 Results (Even 1-1)

Dec. 12 @ Toyota Center, Rockets 99-93
Feb. 23 @ Verizon Center, Wizards 105-103

Series Information

Current Streak: Wizards, Won 1
Current Home Streak: Won 4
Current Road Streak: Lost 1
Longest Winning Streak: 7 (Jan. 3, 2006-Nov. 21, 2008)
Longest Losing Streak: 12 (Jan. 8, 1969-Jan. 23, 1971)
Biggest Winning Margin: 30 (123-93; Feb. 15, 2005)
Biggest Losing Margin: 42 (156-114; Mar. 1, 1968)
Most Points Scored: 138 (Nov. 18, 1969)
Most Points Allowed: 156 (Mar. 1, 1968)
Fewest Points Scored: 82 (Dec. 6, 2001)
Fewest Points Allowed: 69 (2x: last Feb. 26, 2008)

2012-2013 Rockets vs. Wizards

			FIELD GOALS		3-POINT FG				REBOUNDS										
PLAYER	G-GS	MIN	FG-FGA	PCT	FG-FGA	PCT	FT-FTA	PCT	OFF	DEF	TOT	AST	PF-DQ	STL	TO	BLK	PTS	AVG
Harden	2-2	82	20-43	.465	5-17	.294	13-13	1.000	2	6	8	8	2-0	6	8	0	58	29.0
Parsons	2-2	76	16-29	.552	8-17	.471	2-4	.500	4	11	15	6	2-0	1	2	1	42	21.0
Beverley	1-0	22	6-9	.667	3-5	.600	0-0	—	2	2	4	3	2-0	0	2	0	15	15.0
Patterson	1-1	32	4-11	.364	1-1	1.000	4-7	.571	0	4	4	3	3-0	0	2	3	13	13.0
Douglas	1-0	20	4-9	.444	2-4	.500	2-2	1.000	0	1	1	1	3-0	1	2	0	12	12.0
Motiejunas	1-0	23	4-6	.667	2-4	.500	1-2	.500	3	3	6	2	2-0	0	0	0	11	11.0
Garcia (TOT)	2-0	31	7-12	.583	4-7	.571	1-1	1.000	0	4	4	1	5-0	3	1	1	19	9.5
Lin	2-2	56	6-17	.353	1-4	.250	2-4	.500	0	6	6	12	4-0	3	5	1	15	7.5
Asik	2-2	72	5-10	.500	0-0	—	4-6	.667	6	20	26	3	7-0	1	7	3	14	7.0
Delfino	2-1	49	5-19	.263	4-15	.267	0-0	—	1	8	9	4	5-0	1	6	0	14	7.0
Robinson (TOT)	2-0	35	4-11	.364	0-0	—	1-1	1.000	3	2	5	2	4-0	1	3	2	9	4.5
Brooks (TOT)	1-0	8	2-3	.667	0-0	—	0-0	—	0	1	1	1	1-0	0	0	0	4	4.0
Anderson (TOT)	2-0	11	2-6	.333	2-4	.500	0-0	—	1	1	2	0	2-0	0	1	0	6	3.0
Anderson (HOU)	1-0	4	1-3	.333	1-2	.500	0-0	—	0	1	1	0	0-0	0	0	0	3	3.0
Morris	1-0	13	1-1	1.000	1-1	1.000	0-0	—	0	1	1	0	1-0	0	0	0	3	3.0
Smith	2-0	30	0-3	.000	0-0	—	2-6	.333	1	4	5	1	7-0	0	0	3	2	1.0
ROCKETS	2	480	72-160	.450	28-70	.400	30-44	.682	19	67	86	43	38-0	13	34	11	202	101.0
WIZARDS	2	480	76-169	.450	14-41	.341	32-39	.821	19	64	83	49	38-1	18	28	14	198	99.0

2012-2013 Wizards vs. Rockets

			FIELD GOALS		3-POINT FG				REBOUNDS										
PLAYER	G-GS	MIN	FG-FGA	PCT	FG-FGA	PCT	FT-FTA	PCT	OFF	DEF	TOT	AST	PF-DQ	STL	TO	BLK	PTS	AVG
Beal	2-2	75	13-30	.433	5-11	.455	10-12	.833	4	5	9	9	9-1	4	4	1	41	20.5
Ariza	1-0	33	8-12	.667	2-4	.500	0-0	—	1	3	4	6	0-0	4	3	0	18	18.0
Okafor	2-2	68	17-28	.607	0-0	—	2-5	.400	4	13	17	3	5-0	4	5	5	36	18.0
Crawford	1-1	39	6-18	.333	3-9	.333	2-2	1.000	1	7	8	6	2-0	0	3	0	17	17.0
Webster	2-2	68	12-22	.545	3-9	.333	1-1	1.000	1	7	8	5	6-0	2	2	1	28	14.0
Wall	1-1	35	4-10	.400	0-0	—	4-4	1.000	0	4	4	11	2-0	0	2	1	12	12.0
Hilario	2-1	53	7-15	.467	0-0	—	7-9	.778	5	13	18	6	6-0	0	4	0	21	10.5
Booker	1-0	14	3-4	.750	0-1	.000	2-2	1.000	1	0	1	1	0-0	0	0	1	8	8.0
Price	1-0	13	1-4	.250	1-2	.500	2-2	1.000	0	0	0	1	0-0	0	0	0	5	5.0
Seraphin	1-0	18	2-9	.222	0-0	—	0-0	—	1	3	4	0	3-0	1	1	1	4	4.0
Livingston	1-0	15	0-1	.000	0-0	—	2-2	1.000	0	2	2	1	0-0	1	0	0	2	2.0
Martin	1-0	15	1-6	.167	0-3	.000	0-0	—	0	1	1	0	2-0	1	1	0	2	2.0
C. Singleton	2-1	32	2-10	.200	0-2	.000	0-0	—	1	6	7	0	3-0	1	1	4	4	2.0
Barbosa (TOT)	1-0	6	0-1	.000	0-0	—	0-0	—	0	2	2	2	0-0	0	0	0	0	0.0
Collins (TOT)	1-0	10	0-0	—	0-0	—	0-2	.000	1	1	2	0	2-0	1	0	0	0	0.0
Temple	1-0	2	0-0	—	0-0	—	0-0	—	0	0	0	0	0-0	0	0	0	0	0.0
WIZARDS	2	480	76-169	.450	14-41	.341	32-39	.821	19	64	83	49	38-1	18	28	14	198	99.0
ROCKETS	2	480	72-160	.450	28-70	.400	30-44	.682	19	67	86	43	38-0	13	34	11	202	101.0

Rio Grande Valley Vipers

Uptown Plaza
4500 North 10th Street, Suite 315
McAllen, TX 78504
(956) 972-1144

Gianluca Pascucci

Directory

Principal Owner ..... Alonzo Cantu
CEO ..... Rene Borrego
President ..... Bert Garcia
General Manager ..... Gianluca Pascucci
Head Coach ..... TBD
Assistant Coach ..... Doug West
Media Contact ..... Rebecca Sweat
rsweat@rgvipers.com

General Information

NBA Affiliation ..... Houston Rockets
2012-2013 Record ..... 35-15, 1st Central Division
Home Arena ..... State Farm Arena (5,600)
2600 North 10th Street
Hidalgo, TX 78557
Team Colors ..... Red, White
Radio ..... FOX Sports 1700 AM and La Tremenda 1530 AM
Team Broadcaster ..... Dennis Scott

All-Time Record

		Regular Season			Playoffs		
Season	**Coach**	**W**	**L**	**Pct.**	**W**	**L**	**Pct.**
2007-08	Bob Hoffman/ Brian Walsh	21	29	.420	-	-	-
2008-09	Clay Moser	21	29	.420	-	-	-
2009-10	Chris Finch	34	16	.680	6	2	.750
2010-11	Chris Finch	33	17	.660	5	3	.625
2011-12	Nick Nurse	24	26	.480	-	-	-
2012-13	Nick Nurse	35	15	.700	6	0	1.000

Championships

2009-10 NBA D-League Western Conference Champions
2009-10 NBA D-League Champions
2010-11 NBA D-League Western Conference Champions
2012-13 NBA D-League Central Division Champions
2012-13 NBA D-League Champions

2012-2013 Rio Grande Valley Vipers

PLAYER	G-GS	MIN	FIELD GOALS FG-FGA	FIELD GOALS PCT	3-POINT FG FG-FGA	3-POINT FG PCT	FT-FTA	PCT	REBOUNDS OFF	REBOUNDS DEF	REBOUNDS TOT	AST	PF	TO	STL	BLK	PTS	AVG
Andrew Goudelock (RGV)	37-37	1360	302-615	.491	76-188	.404	111-132	.841	23	129	152	215	57	109	49	5	791	21.4
Andrew Goudelock (TOT)	51-51	1879	411-864	.476	96-260	.369	157-188	.835	30	170	200	263	81	143	59	7	1075	21.1
Donatas Motiejunas	7-7	242	59-114	.518	4-23	.174	20-32	.625	16	52	68	21	17	17	6	3	142	20.3
Terrence Jones	24-15	739	167-349	.479	30-101	.297	93-134	.694	57	160	217	59	50	42	36	32	457	19.0
Jeff Adrien	5-5	166	36-64	.563	1-2	.500	15-26	.577	10	46	56	9	14	10	4	9	88	17.6
Vernon Macklin	22-4	528	134-242	.554	0-1	.000	54-89	.607	57	66	123	23	48	41	11	19	322	14.6
Patrick Beverley	3-3	111	14-41	.341	7-19	.368	6-6	1.000	4	16	20	21	10	11	6	1	41	13.7
Tim Ohlbrecht	32-29	854	164-271	.605	1-16	.063	99-122	.811	93	143	236	23	104	55	36	52	428	13.4
Glen Rice Jr.	42-25	993	190-387	.491	67-174	.385	100-133	.752	77	185	262	78	85	69	37	31	547	13.0
Terrel Harris	12-7	358	56-113	.496	23-49	.469	15-26	.577	23	63	86	40	30	30	13	1	150	12.5
Maalik Wayns	9-3	199	37-83	.446	13-34	.382	25-29	.862	4	21	25	27	23	28	10	1	112	12.4
Greg Smith	3-0	70	17-32	.531	0-0	—	3-5	.600	12	16	28	7	13	4	4	0	37	12.3
Royce White	16-8	408	64-144	.444	1-10	.100	54-82	.659	24	67	91	53	56	42	14	12	183	11.4
D.J. Kennedy (RGV)	14-4	452	49-121	.405	16-46	.348	44-53	.830	15	70	85	60	30	28	20	1	158	11.3
D.J. Kennedy (TOT)	49-39	1835	264-602	.439	57-160	.356	230-275	.836	58	319	377	252	123	149	78	9	815	16.6
Chris Daniels (RGV)	13-9	280	55-105	.524	5-26	.192	25-36	.694	18	44	62	11	44	25	4	26	140	10.8
Chris Daniels (TOT)	16-10	346	63-123	.512	5-28	.179	30-45	.667	24	55	79	11	57	33	5	33	161	10.1
Chris Johnson	39-24	1049	143-335	.427	78-205	.380	49-66	.742	58	105	163	30	73	37	58	13	413	10.6
Scott Machado	18-9	521	60-152	.395	19-54	.352	46-60	.767	9	44	53	110	41	56	18	4	185	10.3
Tyler Honeycutt (RGV)	8-2	145	29-56	.518	8-18	.444	15-17	.882	10	33	43	12	18	15	15	6	81	10.1
Tyler Honeycutt (TOT)	15-5	363	59-121	.488	13-32	.406	26-31	.839	31	79	110	22	34	33	31	18	157	10.5
Mike Singletary (RGV)	27-9	646	92-208	.442	37-83	.446	53-69	.768	35	78	113	54	39	34	18	8	274	10.1
Mike Singletary (TOT)	49-22	1228	172-399	.431	58-143	.406	92-114	.807	71	168	239	94	72	71	36	12	494	10.1
Toure' Murry	46-30	1081	139-305	.456	26-72	.361	79-115	.687	31	86	117	127	68	92	74	7	383	8.3
Kyle Fogg	37-10	666	70-190	.368	36-107	.336	62-77	.805	16	79	95	58	71	37	29	5	238	6.4
TaJuan Porter	15-0	230	31-83	.373	11-37	.297	15-18	.833	4	16	20	44	9	19	4	0	88	5.9
Damian Saunders	11-4	244	22-60	.367	10-39	.256	10-20	.500	14	26	40	12	23	15	12	17	64	5.8
Hassan Whiteside (RGV)	29-0	309	64-120	.533	0-1	.000	36-54	.667	49	88	137	5	36	24	9	59	164	5.7
Hassan Whiteside (TOT)	36-3	424	92-162	.568	0-1	.000	52-79	.658	67	124	191	7	49	34	14	69	236	6.6
Wesley Witherspoon	15-2	180	17-50	.340	10-31	.323	27-39	.692	0	17	17	13	33	12	9	3	71	4.7
DeVon Hardin	10-4	131	16-29	.552	0-0	—	13-20	.650	13	31	44	4	29	11	2	10	45	4.5
Demetri McCamey	9-0	84	7-31	.226	3-18	.167	2-2	1.000	0	6	6	6	7	5	5	0	19	2.1
VIPERS	50	12045	2034-4300	.473	482-1354	.356	1071-1462	.733	672	1687	2359	1122	1028	868	503	325	5621	112.4
OPPONENTS	50	12045	1962-4459	.440	395-1203	.328	948-1277	.742	712	1542	2254	1081	1138	879	475	268	5267	105.3

NBA Development League
Olympic Tower
645 5th Avenue, 18th Floor
New York, NY 10022
Tel: (212) 407-8000; Fax: (212) 759-1412
President: Dan Reed

Austin Toros
12885 N. Highway 183, Suite 207
Austin, TX 78750
Tel: (512) 236-8333; Fax: (512) 236-8444
Arena: Cedar Park Center
Media Relations Contact: Perri Travillion
(ptravillion@austintoros.com)
NBA Affiliation: San Antonio

Bakersfield Jam
1400 Norris Road
Bakersfield, CA 93308
Tel: (661) 615-6550; Fax: (661) 615-6555
Arena: Dignity Health Event Center
Media Relations Contact: William Aquije
(william@bakersfieldjam.com)
NBA Affiliations: Atlanta, Los Angeles Clippers, Phoenix, Toronto, Utah

Canton Charge
1101 Market Avenue North
Canton, OH 44702
Tel: (330) 489-1701; Fax: (330) 489-1703
Arena: Canton Memorial Civic Center
Media Relations Contact: Sean Wyatt
(swyatt@cantoncharge.com)
NBA Affiliation: Cleveland

Delaware 87ers
300 Martin Luther King Blvd, Suite 200
Wilmington, DE 19801
Tel: (302) 504-7587; Fax: TBD
Arena: Bob Carpenter Sports/Convocation Center
Media Relations Contact: Nicole Pender
(nicolepender@sevens.com)
NBA Affiliation: Philadelphia

Erie BayHawks
110 East 8th Street
Erie, PA 16501
Tel: (814) 790-5600; Fax: (814) 790-5608
Arena: Erie Insurance Arena
Media Relations Contact: Jason Vaughan
(jason.vaughan@nbaerie.com)
NBA Affiliation: New York

Fort Wayne Mad Ants
1910 St. Joe Center Rd, Suite 61
Fort Wayne, IN 46825
Tel: (260) 469-4667; Fax: (260) 469-4674
Arena: Allen County War Memorial Coliseum
Media Relations Contact: Audrey Siebrase
(audrey@fortwaynehoops.com)
NBA Affiliations: Charlotte, Detroit, Indiana, Memphis, Milwaukee, Orlando

Idaho Stampede
233 South Capitol Blvd., Suite 100
Boise, ID 83702
Tel: (208) 388-4667; Fax: (208) 388-3845
Arena: CenturyLink Arena
Media Relations Contact: Ty Carter
(ty@idahostampede.com)
NBA Affiliation: Portland

Iowa Energy
730 3rd Street
Des Moines, Iowa 50309
Tel: (515) 564-8550; Fax: (515) 564-8551
Arena: Wells Fargo Arena
Media Relations Contact: Randi Burrell, Patrick Jacobson
(rburrell@iowanba.com, pjacobson@iowanba.com)
NBA Affiliations: Chicago, Denver, New Orleans, Minnesota, Washington

Los Angeles D-Fenders
555 North Nash Street
El Segundo, CA 90245
Tel: (310) 426-6000; Fax: (310) 426-6031
Arena: Toyota Sports Center
Media Relations Contact: Daniel Ramirez
(dramirez@d-fenders.com)
NBA Affiliation: Los Angeles Lakers

Maine Red Claws
413 Congress Street
Portland, ME 04101
Tel: 207-210-6655; Fax: 207-210-6659
Arena: Portland Exposition Building
Media Relations Contact: TBD
NBA Affiliation: Boston

Reno Bighorns
9393 Gateway Drive, Suite BH
Reno, NV 89511
Tel: (775) 284-2622; Fax: (775) 853-1601
Arena: Reno Events Center
Media Relations Contact: Allison Strekal
(abeck@renobighorns.com)
NBA Affiliation: Sacramento

Santa Cruz Warriors
903 Pacific Avenue, Suite 101
Santa Cruz, CA 95060
Tel: (831) 731-4396; Fax: (831) 466-3201
Arena: Kaiser Permanente Arena
Media Relations Contact: Matt De Nesnera
(mdenesnera@santacruzbasketball.com)
NBA Affiliation: Golden State

Sioux Falls Skyforce
2131 South Minnesota Ave
Sioux Falls, SD 57105
Tel: (605) 332-0605; Fax: (605) 332-2305
Arena: Sanford Pentagon
Media Relations Contact: Brett Hansen
(brett@skyforceonline.com)
NBA Affiliation: Miami

Springfield Armor
1 Monarch Place, Suite 220
Springfield, MA 01144
Tel: (413) 746-3263; Fax: (413) 746-3262
Arena: MassMutual Center
Media Relations Contact: Eli Pearlstein
(epearlstein@armorhoops.com)
NBA Affiliation: Brooklyn

Texas Legends
2601 Avenue of the Stars, Suite 300
Frisco, TX 75034
Tel: (214) 469-0822; Fax: (214) 469-0823
Arena: Dr. Pepper Arena
Media Relations Contact: Britney Wynn
(bwynn@texlegends.com)
NBA Affiliation: Dallas

Tulsa 66ers
10425 South 82nd East Avenue, Suite 105
Tulsa, OK 74133
Tel: (918) 585-8447; Fax: (918) 398-6930
Arena: SpiritBank Event Center
Media Relations Contact: Ben Coldagelli
(bcoldagelli@tulsa66ers.com)
NBA Affiliation: Oklahoma City

NBA D-League Information

2012-2013 D-League Standings

Central Division	Overall	Pct.	Home	Road
Rio Grande Valley	**35-15**	**.700**	**20-5**	**15-10**
Austin	27-23	.540	15-10	12-13
Tulsa	27-23	.540	16-9	11-14
Sioux Falls	25-25	.500	13-12	12-13
Texas	21-29	.420	13-12	8-17
Iowa	14-36	.280	10-15	4-21

East Division	Overall	Pct.	Home	Road
Canton	30-20	.600	16-9	14-11
Fort Wayne	27-23	.540	16-9	11-14
Maine	26-24	.520	14-11	12-13
Erie	26-24	.520	14-11	12-13
Springfield	18-32	.360	12-13	6-19

West Division	Overall	Pct.	Home	Road
Bakersfield	36-14	.720	22-3	14-11
Santa Cruz	32-18	.640	19-6	12-12
Los Angeles	21-29	.420	14-11	7-18
Idaho	19-31	.380	10-15	9-16
Reno	16-34	.320	11-13	5-20

2013 D-League Playoffs

NBA D-League Quarterfinals
Austin Toros 2, Bakersfield Jam 0
Rio Grande Valley Vipers 2, Maine Red Claws 0
Santa Cruz Warriors 2, Fort Wayne Mad Ants 0
Tulsa 66ers, 2, Canton Charge 1

NBA D-League Semifinals
Santa Cruz Warriors 2, Austin Toros 0
Rio Grande Valley Vipers 2, Tulsa 66ers 0

NBA D-League Finals
Rio Grande Valley 2, Santa Cruz 0
April 25 Vipers 112, Warriors 102
April 27 Vipers 102, Warriors 91

Regular Season Champions
Bakersfield Jam

Postseason Champions
Rio Grande Valley

2012-2013 D-League Award Winners

Most Valuable Player ..... Andrew Goudelock, Rio Grande Valley Vipers
Dennis Johnson Coach of the Year ..... Alex Jensen, Canton Charge
Defensive Player of the Year ..... Stefhon Hannah, Santa Cruz Warriors
Rookie of the Year ..... Tony Mitchell, Fort Wayne Mad Ants
Jason Collier Sportsmanship Award ..... Ron Howard, Fort Wayne Mad Ants
Impact Player of the Year ..... Rasual Butler, Tulsa 66ers
Most Improved Player ..... Cameron Jones, Santa Cruz Warriors

2012-2013 D-League to NBA Call-Ups

(31 Players, 36 Call-Ups)

Player	D-League Team	NBA Team
Andrew Goudelock	Rio Grande Valley	L.A. Lakers
C. Douglas-Roberts	Texas	Dallas
Chris Johnson	Santa Cruz	Minnesota
Chris Johnson	Rio Grande Valley	Memphis
Chris Quinn	Tulsa	Cleveland
Chris Wright	Iowa	Dallas
DaJuan Summers	Maine	L.A. Clippers
Damion James	Bakersfield	Brooklyn
Daniel Orton	Tulsa	Oklahoma City
Donald Sloan	Sioux Falls	New Orleans
Dwayne Jones	Texas	Golden State
Garrett Temple	Reno	Washington
Henry Sims	Erie	New Orleans
James Anderson	**Rio Grande Valley**	**Houston,** San Antonio
Jarvis Varnado	Sioux Falls	Boston, Miami
Jeff Adrien	Rio Grande Valley	Charlotte
Jerel McNeal	Bakersfield	Utah
Justin Dentmon	Texas	Dallas
Justin Holiday	Idaho	Philadelphia
Kevin Jones	Canton	Cleveland
Kris Joseph	Springfield	Brooklyn
Lazar Hayward	Los Angeles	Minnesota
Maalik Wyans	Rio Grande Valley	L.A. Clippers
Malcolm Thomas	Los Angeles	Golden State Chicago
Mike James	Texas	Dallas
Scott Machado	Santa Cruz	Golden State
Shelvin Mack	Maine	Washington, Philadelphia, Atlanta
Terrel Harris	Erie	New Orleans
Tim Ohlbrecht	**Rio Grande Valley**	**Houston**
Travis Leslie	Santa Cruz	Utah
Willie Reed	Springfield	Memphis

Vipers forward Terrence Jones was selected as a 2013 NBA D-League All-Star.

NBA Personnel Facts

Active List
Each team is able to maintain 13 players on its Active List, but must have a minimum of eight players dressed and able to participate in all preseason and regular season games or nine players for playoff games. A team may periodically carry 11 or 12 players on its Active List, but for no more than two consecutive weeks at a time. Each team is responsible for delivering the teamÕs Active List to the Official Scorer prior to each game.

Inactive List
A team may carry a maximum of two players on its Inactive List (subject to hardship rules). Teams with 11 or 12 active players are required to maintain at least one player on the Inactive List for all regular season games. These teams may carry zero players on the Inactive List, but for no more than two consecutive weeks at a time. A team that has 13 players on its Active List is not required to have a player on its Inactive List. Players may move freely between the Active List and Inactive List.

10-Day Contract
A player can be signed to a 10-day contract beginning on Jan. 6 or the next business day if Jan. 6 is not a business day. No team may be a party at any time to more 10-day contracts than the number of players on its Inactive List. Players signed to 10-day contracts can be placed on either the Active List or the Inactive List.

NBA D-League Assignment
Any player who is assigned by his team to the NBA D-League must be placed and maintained on his NBA teamÕs Inactive List for the duration of his D-League assignment.

Waivers
From Aug. 15 to the end of the regular season, clubs may claim waived players within 48 hours after notice. Players waived any other time may be claimed within seven days. If no teams claim the waived player, he becomes a free agent. If more than one club claims a waived player, the one with the lesser record at that time claims the player.

Guaranteed Contract Date
On Jan. 10 of the regular season, all player contracts become guaranteed for the remainder of the season.

Trading Deadline
The trading deadline is Feb. 20, 2014 at 2 p.m. (CT). From that point to the end of the regular season, player additions must be made through the waiver procedure or by signing free agents.

NBA Key Dates

2013

Sept. 27	2013 NBA Media Days for Global Games Participants
Sept. 28	2013 Training Camps Open or Global Games Participants
Sept. 30	2013 NBA Team Media Days
Oct. 1	2013 NBA Training Camps Open for Practice
Oct. 5-18	NBA Global Games 2013
Oct. 28	Rosters Set for Opening Day (4 p.m. CT)
Oct. 29	2013-14 Season Tips Off
Dec. 4	NBA Global Games Mexico City 2013

2014

Jan. 6	10-Day Contracts can be Signed
Jan. 10	All Contracts Guaranteed for Remainder of the Season
Jan. 16	NBA Global Games London 2014
Feb. 14-16	2014 NBA All-Star Weekend (New Orleans, LA)
Feb. 20	2014 NBA Trade Deadline (2 p.m. CT)
Apr. 16	Last Day of Regular Season
Apr. 16-19	Portsmouth Invitational Tournament (Portsmouth, VA)
Apr. 19	2014 NBA Playoffs Begin
Apr. 27	NBA Draft Early Entry Eligibility Deadline (10:59 p.m. CT)
May 5	Conference Semifinals Begin
May 20	Conference Finals Begin & 2014 NBA Draft Lottery
June 5	The Finals 2014 Begin
June 16	NBA Draft Early Entry Withdrawal Deadline (4 p.m. CT)
June 26	2014 NBA Draft

2013-2014 NBA Officiating Crew

6	Tony Brown
7	Derrick Stafford
8	Marc Davis
10	Ron Garretson
11	Derrick Collins
12	Violet Palmer
13	Monty McCutchen
14	Ed Malloy
15	Bennett Salvatore
16	David Guthrie
17	Joe Crawford
18	Matt Boland
19	James Capers
20	Leroy Richardson
22	Bill Spooner
23	Jason Phillips
24	Mike Callahan
25	Tony Brothers
26	Pat Fraher
27	Dick Bavetta
28	Zach Zarba
29	Mark Lindsay
30	John Goble
31	Scott Wall
32	Eddie F. Rush
33	Sean Corbin
34	Kevin Cutler
35	Kane Fitzgerald
36	David Jones
37	Eric Dalen
38	Michael Smith
39	Brenda Pantoja
40	Leon Wood
41	Ken Mauer
42	Eric Lewis
43	Dan Crawford
44	Eli Roe
45	Brian Forte
46	Ben Taylor
47	Bennie Adams
48	Scott Foster
49	Tom Washington
50	Olandis Poole
51	Mitchell Ervin
52	Scott Twardoski
53	Lauren Holtkamp
54	Nick Buchert
55	Bill Kennedy
56	Mark Ayotte
58	Josh Tiven
59	Gary Zielinski
60	James Williams
61	Courtney Kirkland
62	Dedric Taylor
63	Derek Richardson
64	Justin Van Duyne
65	Sean Wright
66	Haywoode Workman
67	Brett Nansel
68	Marat Kogut
70	Brent Barnaky
71	Rodney Mott
72	JT Orr
73	Tre Maddox
74	Curtis Blair
75	CJ Washington
76	Steve Anderson
77	Karl Lane
78	Scott Bolnick
79	Kevin Scott

UNITED
SM
Rockets
friendly
© 2013 United Airlines, Inc. All rights reserved.
Official Airline of the Houston Rockets.
fly the friendly skies℠

2013
2014

SEASON SCHEDULE

2013 OCTOBER

PRESEASON

SUN	MON	TUE	WED	THU	FRI	SAT
		1	2	3	4	5 NO ★ 7:00
6	7	8	9	10 IND ★ 6:30am	11	12
13 ** IND ● 12:30am	14	15	16 ORL ★ 7:00	17	18	19
20	21 DAL ★ 7:00	22	23	24 SA ★● 7:00	25 MEM ★ 7:00	26
27	28	29	30 CHA ★ 7:00	31		

GLOBAL GAME

* Global Game played in Manila, Philippines (Mall of Asia Arena)
** Global Game played in Taipei, Taiwan (Taipei Arena)

2013 NOVEMBER

SUN	MON	TUE	WED	THU	FRI	SAT
					1 DAL ★ 7:00	2 UTA ★ 8:00
3	4 LAC ★■ 9:30	5 POR ★ 9:00	6	7 LAL ● 8:30	8	9 LAC ★ 7:00
10	11 TOR ★ 7:00	12	13 PHI ★ 6:00	14 NY ● 7:00	15	16 DEN ★ 7:00
17	18	19 BOS ★ 7:00	20 DAL ★★ 8:30	21	22	23 MIN ★ 7:00
24	25 MEM ★ 7:00	26	27 ATL ★ 7:00	28	29 BKN ★ 7:00	30 SA ★ 7:30

2013 DECEMBER

SUN	MON	TUE	WED	THU	FRI	SAT
1	2 UTA ★ 8:00	3	4 PHX ★ 7:00	5	6 GS ★ 7:00	7
8 ORL ★ 6:00	9	10	11	12 POR ★● 9:30	13 GS ★★ 9:30	14
15 SAC ★ 5:00	16	17	18 CHI ★★ 8:30	19	20 IND ★★ 7:00	21 DET ★ 6:30
22	23 DAL ★ 7:00	24	25 SA ★★ 7:00	26 MEM ★● 7:00	27	28 NO ★ 7:00
29 OKC ★■ 6:00	30	31 SAC ★ 6:00				

2014 JANUARY

SUN	MON	TUE	WED	THU	FRI	SAT
			1	2	3 NY ★■ 7:00	4
5	6	7	8 LAL ★★ 8:30	9	10 ATL ★ 6:30	11 WAS ★ 6:00
12	13 BOS ★ 6:30	14	15 NO ★ 7:00	16 OKC ● 8:30	17	18 MIL ★ 7:00
19	20 POR ★ 7:00	21	22 SAC ★ 7:00	23	24 MEM ★ 7:00	25 MEM ★ 7:00
26	27	28 SA ★ 7:00	29 DAL ★ 7:30	30	31	

2014 FEBRUARY

SUN	MON	TUE	WED	THU	FRI	SAT
						1 CLE ★ 7:00
2	3	4	5 PHX ★ 7:00	6	7	8 MIL ★ 7:30
9	10 MIN ★■ 7:00	11	12 WAS ★ 7:00	13	14	15 NBLR-14
16 NBLR-14	17	18	19 LAL ★★ 9:30	20 GS ★● 9:30	21	22
23 PHX ★ 7:00	24	25 SAC ★ 5:00	26 LAC ★★ 9:30	27	28	

2014 MARCH

SUN	MON	TUE	WED	THU	FRI	SAT
						1 DET ★ 7:00
2	3	4 MIA ★ 7:00	5 ORL ★ 6:00	6	7 IND ★★ 8:30	8
9 POR ★ 6:00	10	11 OKC ★ 7:00	12	13 CHI ● 6:00	14	15
16 MIA ▲ 2:30	17 UTA ★ 7:00	18	19	20 MIN ★ 7:00	21	22 CLE ★ 6:30
23 30	24 CHA 8:00 31	25	26	27 PHI ★ 7:00	28	29 LAC ★■ 7:00

2014 APRIL

SUN	MON	TUE	WED	THU	FRI	SAT
		1 BKN ● 7:00	2 TOR ★ 6:00	3	4 OKC ★★ 8:30	5
6 DEN ★ 6:00	7	8 LAL ● 9:30	9 DEN ★ 8:00	10	11 MIN ★ 7:00	12 ★ 7:00
13	14 SA ★■ 7:00	15	16 NO ★ 7:00	17	18	19
20	21	22	23	24	25	26
27	28	29	30			

TV SCHEDULE KEY

★ ESPN ● TNT ■ NBATV ▲ ABC ★CSN

All games broadcast on CSN

HOME AWAY

(unless stated otherwise)

All games broadcast on SportsTalk 790 and 850 AM. All times CDT/CST and PM unless specified. Date and times subject to change.

2013 2014 SEATING MAP

- Rockets Club East/West
- Lower Bowl
- Upper Bowl

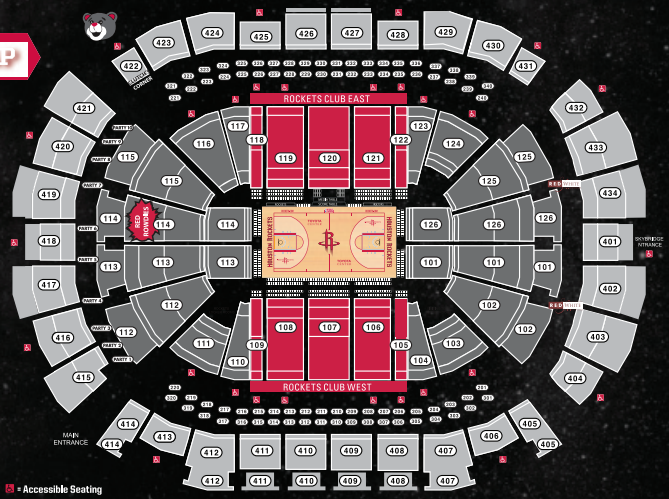

TOYOTA CENTER

= Accessible Seating