



#PURSUIT 

2014-2015 MEDIA GUIDE

Houston Rockets

Roster

2014-2015 Roster

No.	Name	Pos.	Ht.	Wt.	Birthdate	Prior to NBA/Home Country	NBA Exp.
4	Jeff Adrien	F	6-7	245	2/10/1986	Connecticut/USA	4
1	Trevor Ariza	F	6-8	220	6/30/1985	UCLA/USA	10
2	Patrick Beverley	G	6-1	185	7/12/1988	Arkansas/USA	2
10	Tarik Black	C	6-11	250	11/22/1991	Kansas/USA	R
0	Isaiah Canaan	G	6-0	188	5/2/1991	Murray State/USA	1
15	Clint Capela	C	6-10	245	5/18/1994	Elan Chalons/France	R
33	Robert Covington	F	6-9	215	12/14/1990	Tennessee State/USA	1
30	Troy Daniels	G	6-4	204	7/15/1991	Virginia Commonwealth/USA	1
8	Joey Dorsey	C	6-8	268	12/16/1983	Memphis/USA	3
32	Francisco Garcia	G-F	6-7	195	12/31/1981	Louisville/Dominican Republic	9
13	James Harden	G	6-5	220	8/26/1989	Arizona State/USA	5
12	Dwight Howard	C-F	6-11	265	12/8/1985	SW Atlanta Christian Academy (GA)/USA	10
3	Nick Johnson	G	6-3	200	12/22/1992	Arizona/USA	R
6	Terrence Jones	F	6-9	252	1/9/1992	Kentucky/USA	2
25	Akil Mitchell	G	6-3	180	6/26/1992	Virginia/USA	R
20	Donatas Motiejunas	F-C	7-0	222	9/20/1990	Asseco Prokom (Poland)/Lithuania	2
16	Kostas Papanikolaou	F	6-8	225	7/31/1990	Trikala, Thessaly/Greece	R
21	Josh Powell	F	6-9	240	1/25/1983	North Carolina State/USA	7
5	Ish Smith	G	6-0	175	7/5/1988	Wake Forest/USA	4
31	Jason Terry	G	6-2	180	9/15/1977	Arizona/USA	15

Head Coach


Assistant Coaches

Sports Performance & Rehabilitation

Kevin McHale (Minnesota)
 J.B. Bickerstaff (Minnesota)
 T.R. Dunn (Alabama)
 Chris Finch (Franklin & Marshall College)
 Greg Buckner (Clemson)
 Keith Jones (Arkansas)
 Jason Biles (North Florida)
 Joe Rogowski (DePauw)

Numerical Roster

No.	Name	No.	Name
0	Isaiah Canaan	13	James Harden
1	Trevor Ariza	15	Clint Capela
2	Patrick Beverley	16	Kostas Papanikolaou
3	Nick Johnson	20	Donatas Motiejunas
4	Jeff Adrien	21	Josh Powell
5	Ish Smith	25	Akil Mitchell
6	Terrence Jones	30	Troy Daniels
8	Joey Dorsey	31	Jason Terry
10	Tarik Black	32	Francisco Garcia
12	Dwight Howard	33	Robert Covington



**Houston Rockets
2014-2015
Media Guide**

**Toyota Center
1510 Polk Street
Houston, TX 77002
(713) 758-7200**

**Edited and Compiled by
Brian Travis**

**Cover Design by
Jose Lopez**

**Editorial Assistance by
Tracey Hughes, Jenny
Zehentner & Alex Juszczak**

© 2014 Houston Rockets

The information contained in this publication was compiled by the Houston Rockets and is provided as a courtesy to our fans and the press and may be used only for personal or editorial purposes. Any commercial use of this information is prohibited without the prior written consent of the Houston Rockets. All NBA and team insignia depicted in this publication are property of NBA Properties, Inc. and the respective teams and may not be reproduced for commercial purposes without the prior written consent of NBA Properties, Inc. Photography by Bill Baptist, Troy Fields, Bob Levey, James Nielsen, Layne Murdoch and NBA Photos. Printing by CPY of Houston.

Table of Contents

General Information

2014-2015 Rockets Roster.....	Inside Front Cover
Media Guide Credits.....	1
Table of Contents.....	2
Media Information.....	3
Rockets Directory.....	4-5
Owner Leslie L. Alexander.....	6-8

The Basketball Staff

Head Coach Kevin McHale.....	10-11
Assistant Coaches.....	12-13
Rockets Basketball Staff.....	14

The Players

Jeff Adrien.....	16-17
Trevor Ariza.....	18-20
Patrick Beverley.....	22-23
Isaiah Canaan.....	24-25
Robert Covington.....	26-27
Troy Daniels.....	28-29
Joey Dorsey.....	30-31
Francisco Garcia.....	32-33
James Harden.....	34-37
Dwight Howard.....	38-41
Terrence Jones.....	42-43
Donatas Motiejunas.....	44-45
Kostas Papanikolaou.....	46-47
Josh Powell.....	48-49
Ish Smith.....	50-51
Jason Terry.....	52-54
2014 NBA Draft Class.....	55-57
Rookie Free Agents.....	58-59
Players in the System.....	60-61

The Business Team

Rockets Executives.....	64
Rockets Broadcasters.....	64
Rockets Business Team.....	65-71
Rockets Entertainers.....	72-73
Houston Media Directory.....	74-75
Clutch City Foundation & Community.....	76-78
Toyota Center.....	79
Rockets Championships.....	80-81

2013-2014 In Review

Final Statistics.....	84
Rockets Transactions.....	84-85
Miscellaneous Statistics.....	85
Game-by-Game Results.....	86-87
Team Highs & Lows.....	88
Individual Highs.....	89
Game Highs.....	90-91

The Records

Rockets Career Leaders.....	94-95
Rockets 40-Point Club.....	96-97
Opponents 40-Point Club.....	98-99
Rockets Team Records.....	100-102
Opponents Team Records.....	103-105
Rockets Individual Records.....	106-109
Opponents Individual Records.....	110
Rockets Rookie Records.....	111
Rockets All-Time Coaching Summary.....	111
Toyota Center Team Records.....	112-113
Toyota Center Individual Records.....	114-115
Rockets All-Time Preseason Records.....	115
Triple-Doubles.....	116
Record by Months.....	117
Rockets Versus.....	118
Yearly Streaks.....	119
Record vs. Opponents & Overtime.....	120
High Scorers vs. Opponents.....	121
Rockets Miscellaneous Records.....	122

The History

History of the Rockets.....	124-126
The 22-Game Winning Streak.....	127
Overall Record & Ownership Chronology.....	128

Home Attendance.....	129
Retired Numbers: Clyde Drexler.....	130-131
Retired Numbers: Moses Malone.....	132-133
Retired Numbers: Calvin Murphy.....	134-135
Retired Numbers: Hakeem Olajuwon.....	136-137
Retired Numbers: Rudy Tomjanovich.....	138-139
Carroll Dawson.....	140
Rockets in the Hall of Fame.....	141-142
Rockets NBA Honors.....	142-143
Rockets in All-Star Games.....	144-145
Rockets on U.S. National Teams.....	146
Rockets All-Decade Teams.....	146
Rockets Dates & Deals.....	147-159
The Last Time.....	160
Rockets in the Draft.....	161-163
All-Time Starting Lineups.....	164-166
All-Time Uniform Numbers.....	167-169
Year-by-Year Team Statistics.....	171-216
Rockets All-Time Roster.....	217-251

The Playoffs

Rockets in the Playoffs.....	254
Year-by-Year Results.....	255-260
Year-by-Year Statistics.....	261-267
Cumulative Playoff Statistics.....	268
Rockets All-Time Playoff Leaders.....	269-270
Best Playoff Series.....	270
Playoff 40-Point Club.....	271
Playoff Statistical Achievements.....	271
Playoff Records.....	272-275
Playoff Series Records.....	276

The NBA

NBA Directory.....	278
2014-2015 National Television Schedule.....	279
2013-2014 NBA Standings.....	280
Divisional History.....	280
2012-2013 NBA Awards.....	281
2012-2013 NBA Leaders.....	282-283
2013 NBA Playoff Results & Leaders.....	284-285
Rio Grande Valley Vipers.....	316
NBA D-League Information.....	318-319
NBA Personnel Facts & Key Dates.....	320
2013-2014 NBA Officiating Crew.....	320

Opponents Information

Atlanta Hawks.....	287
Boston Celtics.....	288
Brooklyn Nets.....	289
Charlotte Hornets.....	290
Chicago Bulls.....	291
Cleveland Cavaliers.....	292
Dallas Mavericks.....	293
Denver Nuggets.....	294
Detroit Pistons.....	295
Golden State Warriors.....	296
Indiana Pacers.....	297
Los Angeles Clippers.....	298
Los Angeles Lakers.....	299
Memphis Grizzlies.....	300
Miami Heat.....	301
Milwaukee Bucks.....	302
Minnesota Timberwolves.....	303
New Orleans Pelicans.....	304
New York Knicks.....	305
Oklahoma City Thunder.....	306
Orlando Magic.....	307
Philadelphia 76ers.....	308
Phoenix Suns.....	309
Portland Trail Blazers.....	310
Sacramento Kings.....	311
San Antonio Spurs.....	312
Toronto Raptors.....	313
Utah Jazz.....	314
Washington Wizards.....	315

Media Information

Houston Rockets • Toyota Center • 1510 Polk Street • Houston, TX 77002
Phone: (713) 758-7200 • Fax: (713) 758-7339 • Web Site: www.rockets.com

Credentials

All requests for working press, photo and broadcast credentials for Houston Rockets home games should be made in writing on company letterhead at least two days prior to the game in question. Direct all requests to Rockets Director of Media & Player Relations Tracey Hughes (traceyh@rocketball.com). All credentials can be acquired at Toyota Center media entrance located at the intersection of La Branch Street and Clay Street.

Directions from:

George Bush Intercontinental Airport to Toyota Center: Take U.S. 59 South to Downtown Exit ... turn right on Congress Street ... turn left on La Branch Street ... Toyota Center is located at the intersection of La Branch Street and Polk Street.

Hobby Airport to Toyota Center: Take I-45 North ... exit Scott Street towards Downtown ... turn left on Pease Street ... turn right on Austin Street ... turn right on Clay Street ... turn right on La Branch Street ... Toyota Center is located at the intersection of La Branch Street and Clay Street.

Production Requests

All television/radio production requests should be directed to Rockets Director of Broadcasting Joel Blank at (713) 758-7348 (joelb@rocketball.com).

Game Night

The media entrance is located on the La Branch Street side of Toyota Center. The press door opens two-and-a-half hours prior to tipoff. Press parking is available at Toyota Tundra Parking Garage (connected to the arena) at the intersection of Jackson and Leeland. Parking is for working media only with proper credentials.

Interviews

All interview requests should be directed to the Media Relations Department. The Rockets coaching staff and players are available for interviews after practice only. Players are generally available before games during a 30-minute period that begins 75 minutes prior to tip off; following games – after a 10-minute cooling-off period – Rockets Head Coach Kevin McHale will be available in the post-game interview room. Anyone wearing a media credential will not be allowed to obtain autographs.

Rockets Media Relations

Tracey Hughes (713) 758-7335
 Director, Media & Player Relations traceyh@rocketball.com
Brian Travis (713) 758-7352
 Manager, Media Relations briant@rocketball.com
Jenny Zehentner (713) 758-7206
 Media Relations Coordinator jennyz@rocketball.com

Practices

All practice sessions will be closed. Players and staff will be available for interviews during a designated access period after practice. For updated practice schedules and times, please call the Rockets Practice Hotline at (713) 758-7775.

Photographers

The photography areas in Toyota Center are on the baselines opposite both team benches. No photographers will be allowed on the sideline areas in front or behind the team benches or in front of press row. Please make all requests to purchase strobe lighting to the Media Relations Department at least two days prior to the game in question. Please observe the NBA rules for player escape routes – an open area approximately five feet on both sides of the basket. For player safety, we also ask that you do not leave your camera unattended in your working area. No tripods are permitted on the floor.

Media Central

All game notes, rosters, statistics and box scores will be available on FaxBack and online at Media Central (<http://mediacentral.nba.com>).

Statistical Services

Complete game statistics, including the final box score, running play-by-play and quotes will be provided. For those sitting on press row, screens with the box score, percentages, notes and other data continuously updated, are provided. A stats screen is provided in the auxiliary press areas and in the press room as well. Scores of other games will also be made available. The Rockets Media Relations Department will provide faxing service to all working media upon request.

Taxicabs

Taxicabs can pick up and drop off at the administration entrance of Toyota Center on La Branch Street. To order a cab, contact United at (713) 699-0000 or Yellow Cab at (713) 236-1111.

Telephone Services

Telephones are provided on press row for use by visiting media members. Other phones are available in the media workroom. For additional phone lines, please contact Telecommunications Supervisor Danny Jackson at (713) 758-7290.

General Information

Home Arena Toyota Center
Arena Sellout 18,055
First Regular Season Game in Arena Oct. 30, 2003
Team Colors Red, Silver, White
Conference Affiliation Western
Divisional Affiliation Southwest
2013-2014 Record 54-28 (Second, Southwest)
2014 Playoffs 2-4 (Lost to Portland, First Round)

Rockets Directory

Executive

Owner.....	Leslie L. Alexander
Chief Executive Officer.....	Thaddeus B. Brown
Chief Financial Officer.....	Marcus Jolibois
Vice President, Corporate Development.....	John R. Croley
Vice President, Finance.....	Larry Kaiser
Vice President, Marketing.....	Ken Sheirr
Vice President, Sales & Services.....	Gretchen Sheirr
Assistant General Manager of Toyota Center/Vice President, Arena Operations.....	Scott Manley
Assistant General Manager of Toyota Center/Vice President, Booking & Event Operations.....	Amanda Mann
General Counsel.....	Rafael Stone
Associate General Counsel.....	Clay Allen
Executive Assistant to Owner & Chief Executive Officer.....	Barbara Arnold
Executive Assistant.....	Leticia Magana

Basketball Operations

General Manager.....	Daryl Morey
Head Coach.....	Kevin McHale
Assistant Coaches.....	John-Blair Bickerstaff, Greg Buckner, Chris Finch, T.R. Dunn
Senior Consultant.....	Carroll Dawson
Senior Vice President of Basketball Operations.....	Keith Jones
Sports Performance & Rehabilitation.....	Jason Biles, Joe Rogowski
Basketball Operations Staff.....	Derrick Alston, Matt Brase, Ian Buchanan, John Cho, Brent Johnson, Monte McNair, Anthony Nila, Gianluca Pascucci, Jim Paulis, Marko Radovanovic, Jason Staudt, Mitchell Vanya, Eli Witus
Team Healthcare Provider.....	Memorial Hermann Dr. Walter Lowe, Dr. James Muntz, Dr. Steven Flores, Dr. David Crumie, Dr. Rod Foroozan, Thomas O'Brien, D.D.S., Russ Paine Tara Boenig, Chef Ray Dathard

Box Office

Director, Ticket Operations.....	Eric Marglous
Manager, Ticket Operations.....	Calvin Washington
Ticket Operations Representative.....	Zanetta Jones, Chrystal Martin
Ticket Operations Coordinator.....	Vanessa Dominguez Grimaldi
Box Office Supervisor.....	Theresa Dibrell
Box Office Assistant Supervisor.....	Orinthia Gregory

Broadcasting

Director, Broadcasting.....	Joel Blank
Television Announcers.....	Bill Worrell, Matt Bullard, Clyde Drexler (Comcast SportsNet Houston)
Radio Announcers.....	Craig Ackerman, Joel Blank (KBME SportsTalk 790 AM)
Spanish Radio Announcer.....	Adrian Chavarria (KEYH 850 AM)
Team Videographer.....	Evan Gelber (Comcast SportsNet Houston)

Community Relations

Director, Community Relations.....	Sarah Joseph
Manager, Community Relations.....	Hai Duong

Corporate Development

Director, Corporate Partner Services.....	Dawn Keen
Director, Corporate Sales.....	Thomas Wyatt, Geno Zicarelli
Managers, Corporate Sales.....	Aaron Cook, Jeff Huebel, Brandon Preece
Managers, Partnership Activation.....	Zack Devine, Matt Dingas, Shannon Fischer, Kim Jones, Taryn Smith, Lauren Ward
Corporate Development Coordinator.....	Randelyn Carpenter
Corporate Sales Design Coordinator.....	Tina Yang

Finance & Administration

Director, Human Resources.....	Kristen Harper
Director, IT & Telecommunications.....	Okpara Young
Controller.....	Nicolas Somoano
Manager, Administrative Services.....	Terri Glenn
Telecommunications Supervisor.....	Danny Jackson
Staff Accountants.....	Megan Gilchrist, Vanessa Kienast, Sonia Ortiz
Payroll Coordinator.....	Laura Bosche
Business & Travel Coordinator.....	Geraldine Chell
Human Resources Generalist.....	Sonia Jethva
Accounts Payable Coordinator.....	Eloise Gamez
Employment Coordinator.....	Noelia Montero
Administrative Services Coordinator.....	Michael Moore
IT Helpdesk Coordinator.....	Billy Mouchan
Senior Receptionist.....	Sandra Banks

Marketing & Strategy

Director, Production & Game Presentation.....	Joe Abercrombie
Creative Director.....	José Lopez
Director, Events.....	Mike Schnieders
Digital Marketing Director.....	Paul Suarez
Director, Strategy & Analytics.....	Winston Lin
Senior Manager, Game Presentation.....	Jim Adessa
Entertainment Manager.....	Natalie Alvarado

Rockets Directory

Mascot Event Specialist	Robert Boudwin
Manager, Content & Digital Communication.....	Chad Shanks
Manager, Marketing Operations	Lisa Gudino
Production Manager	Matthew Tape
Rockets Video Editor & Videographer	Terra'nce Daniels
Motion Graphics Designer	Michael Canella
Graphic Designers.....	Eduardo Diaz-Munoz, Joe Gonzalez
Senior Coordinator, Events.....	Leilani Borbon Costa
Mascot Coordinator	Dominic Davila
Digital Marketing Coordinator	Hiren Joshi
Events Coordinator.....	Chrislord Templonuevo
Game Operations Coordinator	Danell Winfield
Production Coordinator.....	Taylor French

Media Relations

Director, Media & Player Relations.....	Tracey Hughes
Media Relations Manager.....	Brian Travis
Media Relations Coordinator	Jenny Zehentner

Retail Operations

Director, Retail Operations	Kara Infante
Senior Manager, Retail Operations	Grace Renteria
Assistant Manager, Retail Operations	Paul Espinosa

Sales & Services


Senior Director, Member Experience & Retention.....	Zee French
Director, Ticket Services.....	Chris Costa
Director, Suite Activation & Development.....	Sarah Gibson
Director, Ticket Sales.....	Rob Zuer
Senior Manager, Group Sales	Cris Garthe
Manager, Inside Sales.....	Cody Haynes
Manager, Suite Sales	April Josey
Managers, Premium Accounts.....	Brandon Moss, Kelsey Smith
Manager, Season Ticket Sales	Jesse Salazar
Senior Ticket Sales Account Executives.....	Ragnar Hartzheim
Group Sales Account Executives	Andrew Cornutt, Melissa Ezell, Joelle Hardin, Josh Massey, Josh Randall
Ticket Sales Account Executives	Jayllan Barnes, Jonathan Branham, Michael Dimitroff, Zachary Hall, Elizabeth Lloyd, Brittney Randolph, Chris Saxton, Jessica Zakem
Ticket Services Executives	Andre Barron, Alexa Hughes Samer Faris, Stephen Jones, Lindsay Abowd, Shelita Young
Suite Sales Consultant	Martha Carvajal, Jared Capozzi, John Donovan, Jemina MacHarry
Suite Activation Executives.....	Courtney Aldrich, Cortez Nichols
Suite Sales Coordinator	Tina MacArthur
Arena Group Sales Coordinator	Andrea Palacios
Ticket Sales and Services Coordinator	Lindsay Abowd, Sarah Schanzer

Toyota Center Operations

Director, Facility Operations	Greg Poole
Director, Security & Guest Services	Bryant Savage
Director, Scoreboard Operations	Doug Swan
Director, Event Operations	Hillary Thomas
Event Sales Executive.....	Hunter Segesta
Chief Engineer.....	Edgar Portillo
Manager, Security.....	Michael Drummond
Manager, Audio/Visual.....	Scott Foulkrod
Manager, Event Marketing.....	Mandy Love Walsh
Manager, Facility Services.....	Carlos Sepulveda
Manager, Guest Services	Jessica Spangle
Lead Operator	Roderick Collins
Lead Carpenter.....	Marcellus Henderson
Lead Security Officer	Robert Nellis
Building Operators.....	Tajma Baker, Alex Guajardo, Kelly Lemond, Paul Purczinsky, Devin Zaring
Building Electrician	Daniel O'Malley
Maintenance Electrician	Joel Poff
Building Carpenter.....	Don Allen
Maintenance Supervisor.....	Troy Ford
Facility Services Supervisors.....	Juan Castillo, Mike Muse
Facility Services Assistant Supervisor	Cyrus Mitchell, Inmar Alvarez
Facility Services Event Staff	Eddie Allen, Andre Coleman, Kenya Freeman
Facility Services/Shipping and Receiving.....	DJ Washington
Event Services Coordinators	Byron Johnson, Rebecca Traylor
Guest Services Coordinator	Aryon Crockett
Audio/Visual Coordinator.....	Chris Walker
Event Operations Coordinator.....	Dawn Malone
Event Marketing Coordinator.....	Andi Zambrano
Facility Services Administrative Assistant.....	Chandre Woods
Shift Security Supervisors	Robert Daffit, Clarence Kirby
Security Officers	Paul Avalos, Ramona Carrion, David Casarez, Sean Chambers, Charles Ellis, Kermit Jones, Donnia Thompson, Tommie Tillman, Rita Williams, Leroy Woollett

Leslie L. Alexander

Owner



Owner

Owner

Leslie Alexander assumed ownership of the Houston Rockets on July 30, 1993, and – over the last 21 years – has devoted his efforts to making his teams champions both on the basketball court and in the community. Alexander's dedication to winning has resulted in two NBA championships with the Rockets and four WNBA titles during his 10-year (1997-2006) operation of the Houston Comets, giving Houston its first major professional sports championships. Only three other NBA teams have posted more winning seasons than the Rockets (17) during Alexander's tenure as owner. Additionally, Houston's winning percentage (.561, 940-734) is the seventh best in the league over that same 21-season time frame. Off the court, the Rockets franchise has set the standard for community involvement.

"I've always believed that sports teams are in the unique position to make a real difference in their communities," Alexander said. "When I bought the Rockets, that was my dream. I hoped to make a difference for the people of Houston, both emotionally and financially."

In 2008, Forbes recognized the integral role Alexander has played in his team's success by naming him the NBA's best owner. Alexander was also named by SI.com (Sports Illustrated) as one of the five best owners in the league in 2008-09. Alexander, who has held the longest ownership tenure in franchise history, continues to strive for peak success both on and off the court.

Now 21 seasons into his ownership, Alexander has taken his championship tandem of Hakeem Olajuwon and Clyde Drexler and molded it into the current pairing of Dwight Howard and James Harden. The dominant center and dynamic guard combination that delivered a second consecutive title in 1995 has been reborn with that same aspiration of bringing another championship to Houston.

An active participant in all phases of the team's operations, Alexander has continually proven his commitment to success. Since naming Daryl Morey as the successor to Carroll Dawson as general manager of the team, Alexander's Rockets have recorded the third-longest winning streak in NBA history (22 in a row: 1/29/08-3/16/08) and posted 50-plus victories in three consecutive seasons (2006-09) for the first time in club annals. On June 1, 2011, Alexander hired Hall-of-Famer Kevin McHale as just the 12th head coach in team history.

Since Alexander's arrival, he has spared no expense in engineering numerous bold moves designed to make the Rockets a perennial contender:

- In 1995, Alexander orchestrated a deal with Portland to acquire Houston native Drexler. The trade helped to deliver Houston's second consecutive title just four months later.
- In 1996, Alexander signed Olajuwon to a long-term contract extension and obtained NBA All-Star Charles Barkley from Phoenix.
- In 1999, Alexander acquired the draft rights to Steve Francis from Vancouver.
- In 2002, the Rockets made history with the top pick in the 2002 NBA Draft by selecting Yao Ming, making him the first-ever player from an international league to be drafted first overall.
- In 2004, Alexander approved a seven-player trade with Orlando to bring in two-time NBA scoring champion Tracy McGrady.
- In 2005, Alexander signed Yao to a multi-year

contract extension.

- In 2006, Alexander endorsed the acquisition of Shane Battier from Memphis.
- In 2007, Alexander authorized the trade for international-star Luis Scola.
- In 2008, Alexander approved the trade for Ron Artest from Sacramento.
- In 2010, Alexander authorized a three-team, nine-player trade that netted Kevin Martin from Sacramento and sent McGrady to New York.
- In 2011, Alexander named McHale as head coach.
- In 2012, Alexander brought in restricted free agents Jeremy Lin and Omer Asik, as well as signing off on the blockbuster deal to acquire Harden.
- In 2013, Alexander signed unrestricted free agent Howard.

Since 1993, Alexander has dedicated himself to building the Rockets in every area. His vision to construct a downtown arena took shape in Nov. 2000, as Harris County voters approved a referendum to build a new home for the Rockets. Groundbreaking for the arena took place on July 31, 2001. Alexander's tireless efforts became a reality in Sept. 2003 with the opening of Toyota Center – Houston's state-of-the-art, multi-purpose facility.

In 2010, Alexander and Toyota Center earned LEED Silver Certification for Existing Buildings: Operations & Maintenance from the U.S. Green Building Council (USGBC), making Toyota Center the first professional sports facility in Texas to receive a LEED Certification. Awarded by the USGBC under its Leadership in Energy and Environmental Design program, the certification identifies and rewards best practices by a building in areas that include energy conservation, environmental awareness, water efficiency and natural resource performance.

While Alexander's teams have enjoyed success on the basketball court, unique to the Houston franchise is its off-the-court commitment to the community. Building a better quality of life for Houstonians is a driving force for Alexander and his organization.

In 1995, Alexander established the Clutch City Foundation with the goal of providing help, hope and inspiration to those who might otherwise be forgotten. The Clutch City Foundation funds and operates comprehensive programs benefiting thousands of children each year, as well as serving as the umbrella organization for all Rockets community initiatives. Over 18 years of active community involvement has resulted in over \$15 million raised for local charities, allowing the Rockets to impact tens of thousands of Houstonians each year. One of its premier fundraising events is the Clutch City Foundation Tux & Tennies Charity Gala, which has raised over \$5 million since 1996. Alexander and the Clutch City Foundation have also aided international efforts spearheaded by Yao Ming and Dikembe Mutombo, committing \$850,000 to help those devastated by the earthquake in China on May 12, 2008, and to assist in building the Women & Children's Center within the Biamba Marie Mutombo Hospital and Research Center located in the Democratic Republic of the Congo.

"It's so important to me that the Rockets find a way to thank the fans for their overwhelming support," Alexander said. "One way we try to do that is by reaching out to young people and those who are under-served in our community through our community programs and fundraising initiatives."

Owner

Owner

Alexander and the Rockets organization have received numerous community service awards, including the Pro Team Community Award in 1997, given by the World Sports Humanitarian Hall of Fame. The award recognizes one professional team each year that exemplifies community service and acts as a catalyst for community pride and spirit.

In 1998, Alexander's organization was awarded the Leadership Houston "Leadership in Action" Award for outstanding community service to education, one year after winning the same award for outstanding community service to youth.

Alexander and the Rockets were also honored with the 2005 Texas Association of Partners in Education "Outstanding Business Partnership" award in the Houston Independent School District (HISD). The Clutch City Foundation was also inducted into the HISD Partners Hall of Fame for understanding the value of education, as well as an active commitment to enhancing the educational experiences of HISD students.

When flooding from Tropical Storm Allison devastated the Houston area in June 2001, the franchise helped to raise over \$230,000 for flood relief by auctioning off hundreds of memorabilia items, including authentic rings from each of the organization's six championships. In addition to donating all of the memorabilia for the auction along with the funds raised, Alexander, the NBA and WNBA contributed \$150,000 to the flood relief effort.

Since 2002, Alexander has donated over \$1 million to the *Houston Chronicle* project, Goodfellows, which provides holiday gifts to needy children. In addition to several of the largest single contributions in the program's history, Alexander hosts an annual holiday party for the Goodfellows children and their families.

In Sept. 2005, just days after Hurricane Katrina ravaged many parts of Louisiana, Alabama and Mississippi, Alexander immediately stepped in to assist the thousands of displaced residents who took shelter in Houston by organizing Houston HopeFest. The unprecedented three-day relief effort held at Toyota Center consisted of a day-long donation drive, followed by two days of providing basic humanitarian assistance, which included job skills training and placement services, housing assistance, as well as medical and counseling services.

After Hurricane Ike hit the Houston area in Sept. 2008, Alexander quickly responded to help those individuals affected by the storm. In conjunction with Feed the Children, Alexander purchased several semi-truck loads of pre-packaged, non-perishable

food and basic essential toiletries. Rockets players and staff then distributed those supplies to area residents on Sept. 18, 2008. Alexander also named the Bush-Clinton Coastal Recovery Fund as a beneficiary of the 2009 Tux & Tannies Charity Gala, raising an additional \$100,000 to assist with the rebuilding efforts in Houston and along the Gulf Coast.

In 2009, Alexander's organization teamed with Memorial Hermann and The University of Texas Medical School at Houston to create the Memorial Hermann Foundation – HEARTS program (Houston Early Age Risk Testing and Screening). A first-of-its-kind program in the United States, HEARTS aims to reach out to children who may be, or already are, at-risk for life threatening but correctable heart abnormalities. This integrated youth screening program helps to detect potential heart problems that without the program might go undetected.

In July 2011, Alexander and the team launched the Rockets Give Back community outreach. Rockets Give Back launched with the "10,000 Hugs-to-Help" fundraising campaign to assist the three surviving children of Houston residents Joshua and Robin Berry, who were killed in a tragic automobile accident in July 2011, as well as a Charity of the Month program where team members spend time volunteering in the community.

Alexander and the Rockets also raised \$65,000 to support 100 military families in need of assistance during the holidays by donating proceeds of all single-game ticket sales from the 2011 preseason opener vs. San Antonio (12/17/11). The Rockets partnered with the Veteran's Administration Hospital to identify families of service members in need.

Alexander is Chairman of the Board of the Clutch City Foundation and sits on the Board of Directors of Memorial Hermann Children's Hospital, as well as the Houston Police Foundation. He was also the recipient of the 2009 American Advertising Federation-Houston Trailblazer Award, which recognizes an influential business leader for enhancing the overall image of Houston through marketing. In addition, Alexander is a staunch animal-rights advocate, and founded the Evelyn Alexander Home for Animals Foundation, which strives to provide a permanent home to abandoned and abused animals. Alexander has also donated \$2.5 million to the Humane Society of the United States and millions of dollars to other charitable causes worldwide.

Through the Clutch City Foundation, Alexander and his organization will continue to make a difference in the lives of Houstonians for years to come.



Basketball Operations



Basketball Operations



**KEVIN
MCHALE**
HEAD COACH

COACHING EXPERIENCE
5 Seasons

COLLEGE
University of Minnesota

HIGH SCHOOL
Hibbing High School (Hibbing, MN)

BIRTHDATE
December 19, 1957

BIRTHPLACE
Hibbing, Minnesota

MCHALE'S COACHING STATS

Season	Team	Record	Pct.	Playoffs	Pct.	Playoff Result
2004-05	Minnesota	19-12	.613	—	—	—
2008-09	Minnesota	20-43	.317	—	—	—
2011-12	Houston	34-32	.515	—	—	—
2012-13	Houston	45-37	.549	2-4	.333	Lost in First Round to OKC
2013-14	Houston	54-28	.659	2-4	.333	Lost in First Round to POR
Totals	5 Seasons	172-152	.531	4-8	.333	
Rockets	3 Seasons	133-97	.578	4-8	.333	

Kevin McHale

Kevin McHale was named the 12th head coach in Rockets history on June 1, 2011, joining Houston after spending the prior two seasons as an analyst for NBA TV and Turner Sports. McHale's time in the NBA spans over three decades as a player, executive, coach and television commentator. He currently stands as one of six members from Boston's 1985-86 championship team to serve as an NBA head coach (Larry Bird, Danny Ainge, Dennis Johnson, Sam Vincent and Rick Carlisle). Overall, McHale owns a record of 172-152 (.531) in five seasons as head coach of the Minnesota Timberwolves (39-55) and Houston Rockets (133-97).

In 2013-14, McHale took Rockets to their second consecutive playoff berth, finishing with a mark of 54-28 (.659) in his third season at the helm. This marked the fifth best season in franchise history by winning percentage. Overall, the Rockets ranked second in the NBA in points per game (107.7) and third in the NBA in blocked shots per game on the defensive end (5.6). After setting the NBA record for three point field goals made in 2012-13 (867 three point field goals), Houston again led the entire NBA in three point field goals per game (9.5).

In his each of McHale's three campaigns with the Houston Rockets, he has made significant leaps in both total wins and winning percentage. After finishing the lockout shortened 2011-12 season 34-32 (.515), McHale led the team to a 45-37 (.549) in his second season. After a 54-28 (.659) season in 2013-14, the Rockets have witnessed win improvements of 11 wins and nine wins in each new season under McHale.

McHale previously recorded a 39-55 (.415) mark in two stints as head coach of Minnesota. He became the sixth head coach in Timberwolves annals on Feb. 12, 2005, taking over after Flip Saunders was relieved of his coaching duties. He compiled a 19-12 record over the remainder of the 2004-05 season. On Dec. 8, 2008, McHale stepped down as Vice President of Basketball Operations and transitioned into his second stint as head coach of the Timberwolves by taking over for Randy Wittman. Beginning with a victory at New York (12/26/08), McHale helped the Timberwolves rebound with a 12-4 mark over their next 16 outings, which included a five-game winning streak (1/2/09-1/10/09). McHale was also named Western Conference Coach of the Month for Jan. 2009 after guiding the Timberwolves to a 10-4 mark during that month.

Upon his retirement as an NBA player, McHale joined the Timberwolves as a television analyst and special assistant. On Aug. 18, 1994, Timberwolves Owner Glen Taylor promoted him to Assistant General Manager. He continued to broadcast Minnesota games and work as an executive until May 11, 1995, when he succeeded Jack McCloskey as Vice President of Basketball Operations. In this role, McHale was credited for hiring Saunders as head coach and made the decision to draft high school phenom Kevin Garnett with the fifth-overall pick of the 1995 NBA Draft. Overall, all eight playoff appearances by Minnesota

and all four 50-win squads in team history came while he was overseeing team personnel.

His biggest transaction came on July 31, 2007, when McHale acquired an up-and-coming Al Jefferson from Boston in a trade that sent Garnett to the Celtics. McHale and his staff also signed Jefferson to a multi-year deal to remain with Minnesota. The next big splash came on June 26, 2008, when McHale orchestrated a draft-night deal that netted the Timberwolves a talented big man in forward Kevin Love and veteran sharpshooter Mike Miller from the Memphis Grizzlies in exchange for the draft rights to O.J. Mayo. Through deals with Boston, Miami, Philadelphia and Houston, McHale also acquired a number of future draft picks, including three additional first-round selections and another three second-round picks.

Prior to his NBA front office career, McHale displayed a history of success in the game of basketball. On Oct. 1, 1999, McHale was recognized for his achievements on the court with induction into the Naismith Memorial Basketball Hall of Fame. On July 8, 2000, he was inducted into the National High School Sports Hall of Fame. During the 1997 NBA All-Star Game, he was honored as one of the NBA's Top-50 Players for the league's first half-century. To coincide with the University of Minnesota's 100th Anniversary, he was selected as top player in the history of Minnesota men's basketball on Feb. 18, 1995. McHale's #32 jersey was retired by the Boston Celtics on Jan. 30, 1994. In 1992, McHale was elected to the Minnesota State High School League Hall of Fame.

McHale played 13 seasons for Boston before retiring in the spring of 1993. A seven-time NBA All-Star (1984, 1986, 1987, 1988, 1989, 1990 and 1991), McHale helped lead the Celtics to three NBA championships (1981, 1984 and 1986), five Eastern Conference titles and eight Atlantic Division crowns. He was voted the NBA's Sixth Man of the Year twice (1984 and 1985) and was selected to the All-NBA First Team in 1987. He was also named to the NBA All-Defensive First Team three times (1986, 1987 and 1988) and the Second Team on another three occasions (1983, 1989 and 1990). Overall, the 6-10 forward/center averaged 17.9 points and 7.3 rebounds in 971 career regular season games. In 169 playoff contests, McHale increased his averages to 18.8 points and 7.4 rebounds. A first-round selection (third overall) by the Celtics in the 1980 NBA Draft, McHale went on to earn First-Team NBA All-Rookie accolades in 1981.

As a collegian, McHale posted career averages of 15.2 points and 8.5 rebounds per game in four seasons at Minnesota, earning First-Team All-Big Ten honors in 1979 and 1980. In high school, McHale was named Minnesota Mr. Basketball of 1976 and led his squad to a runner-up finish in the Minnesota Class AA State Basketball Championship Game.

McHale and his wife, Lynn, have five children, Kristyn, Michael, Joseph, Thomas and the late Sasha (10/27/89-11/24/12).



Assistant Coaches

John-Blair Bickerstaff

Assistant Coach

John-Blair "J.B." Bickerstaff begins his fourth season as an assistant coach with the Houston Rockets. Bickerstaff joined the Rockets after spending four seasons (2007-11) as an assistant coach with the Minnesota Timberwolves.

Prior to joining the Timberwolves, Bickerstaff spent three seasons (2004-07) as an assistant coach to his father, Bernie Bickerstaff, with the Charlotte Bobcats. He also served as head coach of Charlotte's Summer League teams in 2005 and 2006. The youngest assistant coach in the NBA at age 25 when he began with the Bobcats in 2004-05, J.B. followed in the footsteps of his father, who was the youngest assistant coach when he joined the NBA at 29 years old in 1973.

Around basketball his whole life, Bickerstaff provided color analysis on radio broadcasts in 2003-04 for the Timberwolves when the team won the Midwest Division and advanced to the Western Conference Finals. Prior to that, he served as the director of operations for the University of Minnesota men's basketball program where he oversaw all administrative areas of the program and assisted the coaching staff with recruiting, scouting and coaching.

Born March 10, 1979, Bickerstaff played his first two collegiate seasons at Oregon State University, where he was the youngest NCAA Division I player as a 17-year-old freshman, and finished his career at the University of Minnesota. He played two seasons with the Golden Gophers (1999-2001) and averaged 9.4 points and 5.8 rebounds. As a senior, he averaged 10.9 points and 6.1 rebounds while pacing the team in field goal percentage.



Greg Buckner

Assistant Coach

Greg Buckner enters his fourth season with the Houston Rockets as a player development coach. Buckner joined the Rockets after a successful 10-year playing career in the NBA. Selected by Dallas in the second round (53rd overall) of the 1998 NBA Draft, Buckner averaged 5.0 points, 2.0 rebounds and 1.3 assists in 570 career games (117 starts) with the Mavericks, Philadelphia 76ers, Denver Nuggets, Minnesota Timberwolves and Memphis Grizzlies. Buckner was also regarded as an outstanding defensive player over his career. His teams reached the postseason in six of his 10 NBA seasons. Overall, he averaged 4.1 points and 2.6 rebounds in 38 career playoff games.

As a collegian, Buckner was regarded as one of the top players in Clemson history. He was the first Tiger to ever lead his team in scoring four straight years (1994-98) and guided Clemson to three NCAA Tournament bids. Buckner started all 122 games of his career and never missed a contest, setting the school record for consecutive games started. He finished with 1,754 career points and was the third Tiger player to log career totals of at least 1,000 points, 500 rebounds and 200 assists. Inducted into the Clemson Athletic Hall of Fame in 2005, Buckner remains the lone Tiger to ever win the ACC Rookie of the Year award (1994-95).

Born on Sept. 16, 1976, in Hopkinsville, Kentucky, Buckner's playing career also included a stint with the Grand Rapids Hoops (1998-99) of the Continental Basketball Association before beginning his NBA tenure.



Assistant Coaches

T.R. Dunn

Assistant Coach

T.R. Dunn begins his first season on the Houston Rockets coaching staff under Kevin McHale, but his fifth season with the Rockets overall (Spent 2007-2011 on Rick Adelman's staff). He returns to the Rockets after three campaigns as an assistant coach for the Minnesota Timberwolves. Dunn also was an assistant under Adelman in Sacramento from 2004-2007.

Prior to joining the Kings, Dunn spent two seasons (2002-04) as an assistant coach for the Denver Nuggets. In 2001-02, Dunn worked as an assistant coach at his alma mater, the University of Alabama. Prior to that, he coached in the WNBA for the Charlotte Sting, serving as head coach in 2000 and as an assistant coach during the 1999 season. Dunn also served a prior stint as an assistant for the Nuggets in 1997-98 and was an assistant coach for the Charlotte Hornets from 1991-97.

During his 14-year NBA playing career, Dunn was regarded as one of the premiere defensive players of his time. He was named to the NBA's All-Defensive Second Team three times (1983-85) and was considered one of the top rebounding guards in the NBA throughout his career. He missed just six games due to injury over a 10-year span (1978-88), finishing with career averages of 5.1 points, 4.4 rebounds and 1.6 assists in 993 regular season games. Drafted by Portland with the 41st overall pick of the 1977 NBA Draft, Dunn spent his first three campaigns with the Trail Blazers before being traded to Denver. He also played one season with the Phoenix Suns (1988-89) before returning to the Nuggets for his final two years.

In 10 seasons as a member of the Nuggets (1980-88 and 1989-91), Dunn scored 3,585 points and became a mainstay in the franchise's record books. He still ranks second all-time in steals (1,070), fourth in games played (734) and fifth in minutes played (18,322). In the playoffs, Dunn recorded 238 career points for the



Basketball Operations

Chris Finch

Assistant Coach

Chris Finch enters his fourth season as an assistant coach with the Rockets after spending two campaigns as head coach of Houston's single-affiliation NBA Development League partner the Rio Grande Valley Vipers.

In two seasons at the helm of the Vipers, Finch registered a mark of 67-33 (.670) and guided Rio Grande Valley to back-to-back D-League Finals. In 2009-10, Finch took home the Dennis Johnson Coach of the Year Award en route to capturing the 2009-10 D-League championship. Finch also led the Western Conference All-Stars to a win at the 2009 D-League All-Star Game in Dallas. Finch signed on with the Vipers after serving as an assistant coach for the Dallas Mavericks during the 2009 NBA Summer League in Las Vegas.

Prior to his return to the United States, Finch built a successful overseas coaching career that included taking over a dormant Great Britain National Team in May 2006 and winning FIBA's 2007 Division B Promotional Competition. In 2009, his squad qualified for the European Championships for the first time since 1981. Finch also led the British National Team in the 2012 Summer Olympics in London.

In addition to his work with the British National Team, Finch was a head coach of teams in England (Sheffield Sharks), Germany (Giessen 46ers) and Belgium (Euphony Bree, Dexia Mons-Hainaut) from 1997-2009. Finch, who has three titles and three BBL Cup Finals on his resume, qualified for the playoffs in 11 of his 12 seasons overseas. A three-time Coach of the Year, he was also selected as a FIBA EuroCup All-Star head coach. He began his career with Sheffield, which was the same club that he played on during his four-year professional playing career. Under Finch's tutelage, the Sharks enjoyed the franchise's most successful run in its history. Finch was named the BBL Coach of the Year after winning the regular season title with Sheffield in 1998-99. He also led Euphony Bree to their first-ever championship in 2005.

Raised in Reading, Pennsylvania, Finch graduated in 1992 as a two-time All-American at Franklin & Marshall College. The 6-foot-4 guard/forward was inducted into the F&M Sports Hall of Fame in 2002. Overall, he started the final 115 games of his collegiate career and compiled a 102-13 record (.887) over that span, which stood as the most career wins as a starter in NCAA Division III history.



Basketball Staff

Basketball Operations



Daryl Morey
General Manager



Carroll Dawson
Senior Consultant



Gersson Rosas
Executive Vice President
Basketball Operations



Keith Jones
Sr. Vice President
Basketball Operations



Gianlucca Pascucci
Vice President
Player Personnel



Eli Witus
Vice President
Basketball Operations



Jason Biles
Head Athletic Trainer



Joe Rogowski
Sports Performance
& Rehabilitation



Derrick Alston
Basketball
Operations



Matt Brase
Basketball
Operations



Ian Buchanan
Basketball
Operations



John Cho
Basketball
Operations



Brent Johnson
Basketball
Operations



Monte McNair
Basketball
Operations



Anthony Nila
Basketball
Operations



Jason Staudt
Basketball
Operations



Jim Paulis
Basketball
Operations



Marko Radovanovic
Basketball
Operations



Mitch Vanya
Basketball
Operations



Basketball Staff



Dr. Walter Lowe
Team Orthopedic
Surgeon



Dr. James Muntz
Team Physician/
Internist



Dr. Steven Flores
Orthopedic
Consultant



Dr. David Crumie
Orthopedic
Consultant



Dr. Rod Foroozan
Ophthalmology
Consultant



Thomas O'Brien, D.D.S.
Dental
Consultant



Russ Paine
Physical Therapy
Consultant


Basketball Operations

#PURSUIT 

The Players



Players



4

JEFF

ADRIEN

FORWARD

HEIGHT/WEIGHT

6-7/245

NBA EXPERIENCE

4

COLLEGE

Connecticut

HIGH SCHOOL

Brewster Academy (Wolfeboro, NH)

BIRTHDATE

February 10, 1986

BIRTHPLACE

Brookline, MA

HOW ACQUIRED

Signed as a free agent on July 18, 2014

ADRIEN'S CAREER HIGHS

Minutes	41, 04/05/2014, vs Toronto	Defensive Rebounds	11, 04/09/2014, vs Indiana
Field Goals	9, 04/14/2014, at Toronto (2)	Rebounds	17, 04/09/2014, vs Indiana
Field Goal Attempts	17, 04/05/2014, vs Toronto	Assists	4, 04/16/2014, vs Atlanta
Three-Point Field Goals	0	Steals	2, 04/09/2014, vs Indiana (2)
Three-Point Attempts	0	Turnovers	5, 04/12/2014, at Washington
Free Throws	10, 03/07/2014, at New Orleans	Blocked Shots	4, 11/18/2013, at Chicago
Free Throw Attempts	11, 03/07/2014, at New Orleans	Points	21, 04/04/2014, at Chicago
Offensive Rebounds	7, 11/02/2013, at New Orleans		

ADRIEN'S CAREER STATS

REGULAR SEASON										REBOUNDS									
YEAR	G-S	MIN	FGM-A	PCT	3FGM-A	PCT	FTM-A	PCT		OFF-DEF-TOT	AST	PF-D	ST	TO	BLK	TP	RPG	APG	PPG
2010-11 (GSW)	23-0	186	23-64	.426	0-0	--	11-19	.579		23-35-58	10	28	4	9	5	57	2.5	0.4	2.5
2011-12 (HOU)	8-0	63	7-16	.438	0-0	--	7-12	.583		5-17-22	1	13	0	2	2	21	2.8	0.1	2.6
2012-13 (CHA)	52-5	713	72-168	.429	0-2	.000	65-100	.650		68-128-196	36	80	18	32	27	209	3.8	0.7	4.0
2013-14 (TOT)	53-12	961	143-275	.520	0-0	--	76-119	.639		102-204-306	38	108	24	39	36	362	5.8	0.7	6.8
Totals	136-17	1933	245-513	.478	0-2	.000	159-250	.636		198-368-562	85	229	46	82	70	649	4.3	0.6	4.8

#4 Adrien

2013-2014

Appeared in 53 games in his fourth NBA season split between Milwaukee and Charlotte, and averaged career-bests in points (6.8 ppg), rebounds (5.8 rpg) and field goal percentage (.520) in 18.1 minutes per game ... posted 2.3 points and 3.5 rebounds in 25 games for the Bobcats before being dealt to Milwaukee, where he increased his numbers to 10.9 points and 7.8 rebounds in 28 games (12 starts) for the Bucks ... averaged 13.0 points and 8.9 assists in 32.2 minutes in his 12 starts ... scored in double figures 16 times (all with the Bucks), including a career-long streak of five consecutive games with 10+ points from 3/31 - 4/9 ... recorded 11 games with 10+ rebounds, with eight of those efforts coming in a Bucks uniform ... posted 6 points and a game-high 11 rebounds in his Bucks debut on 2/22 vs. IND ... scored a career-high 20 points on 3/7 at NOP and added 10 rebounds for his first double-double of the season ... finished the campaign with four double-doubles, including a 13-point and career-high 17-rebound effort vs. IND on 4/9 ... led the Bucks in rebounds in 15 of his 28 games.

Professional

Appeared in 136 career NBA games over four seasons for the Warriors, Rockets, Bobcats and Bucks ... also appeared in 27 career D-League games for Erie and Rio Grande Valley, averaging 18.3 points, 11.4 rebounds, 1.5 assists, 1.4 blocks and 1.0 steals in 32.7 minutes ... named 2010-11 NBA D-League Impact Player of the Year by the league's head coaches ... also named to the D-League All-Star Team in 2011 and named D-League Player of the Month for January 2011. **2012-13:** Signed with the Bobcats as a free agent on Dec. 9... Appeared in 52 games, posting career highs in nearly every statistical category... Averaged career bests of 4.0 points and 3.8 rebounds in 13.7 minutes... Scored in double figures twice and grabbed double-figure rebounds three times... Scored a career-high 14 points and grabbed a career-high-tying 10 rebounds on Jan. 28 against Chicago to record his first career double-double... Scored 12 points on March 8 against Oklahoma City... Also had 10 rebounds on Dec. 31 at Chicago and Feb. 13 at Indiana... Led or tied for the team lead in rebounds five times, in steals three times and in blocks six times **2011-12:** Signed as a free agent with Houston on Dec. 21... Appeared in eight games with the Rockets, averaging 2.6 points and 2.8 rebounds in 7.9 minutes... Scored a season-high seven points and grabbed five rebounds on Jan. 6 at Oklahoma City... Led Houston with a season-high nine rebounds and a season-high two blocked shots on Feb. 6 at Denver... Waived by the Rockets on Feb. 7 **2010-11:** Appeared in 23 games over two stints with Golden State, averaging 2.5 points and 2.5 rebounds in 8.5 minutes... Made the Warriors opening night roster after going to training camp as a non-roster invitee... Scored 12 points in a 31 minutes on Nov. 26 at Memphis... Averaged 2.9 points and 3.3 rebounds in 15

games before being waived on Dec. 9... Re-signed by the Warriors as a call-up from the Rio Grande Valley Vipers of the NBA D-League on Feb. 25... Appeared in eight games after being called up, averaging 1.6 points and 1.0 rebound in 4.1 minutes... Appeared in 27 D-League games between the Erie BayHawks and Rio Grande Valley, averaging 18.3 points, 11.4 rebounds, 1.5 assists, 1.4 blocks and 1.0 steals in 32.7 minutes... Named 2010-11 NBA D-League Impact Player of the Year (as voted by the league's head coaches) after helping the Vipers to an 18-4 record in his 22 games with the team following a trade from Erie ... In 22 games with Rio Grande Valley, averaged 19.9 points and 12.2 rebounds in 34.4 minutes per game... Named D-League Player of the Month for Jan. 2011 after averaging 20.7 points and 12.9 rebounds in 11 games, leading the Vipers to a 10-1 record in the month... Also named to the D-League All-Star Team... Led the D-League with 20 double-doubles... Originally signed with Erie on Dec. 15, 2010, averaging 11.2 points and 8.0 rebounds in five games before being traded to Rio Grande Valley on Dec. 30, 2010

College

Finished his college career at the University of Connecticut with 1,603 points and 1,126 rebounds, becoming the first player in school history with over 1,600 points and 1,100 rebounds in a career... Was the fifth player in school history to amass over 1,000 points and 1,000 rebounds in a career... Ranks third in school history in rebounds, sixth in games played (133), eighth in field goals (602) and 14th in scoring... As a senior in 2008-09, helped lead UConn to the NCAA Final Four ... Named Third Team All-Big East as a senior, First Team All-Big East as a junior and Second Team All-Big East as a sophomore, as well as to the Big East All-Rookie Team as a freshman


Personal

Son of Linette Adrien... Has one sister, Judith... Majored in liberal arts at UConn... Was a consensus Top-50 recruit at Brewster Academy (NH), averaging 18 points and 12 rebounds per game in just one season ... Averaged 27 points and 14 rebounds as a senior at Brookline High School, earning First-Team All-League, League MVP and named to the Boston Globe Super Team and Boston Herald Dream Team.

Transactions

Went undrafted in the 2009 NBA Draft. Signed with the Golden State Warriors on August 27, 2010. Re-signed with Golden State on February, 25, 2011. Signed with the Houston Rockets on December 20, 2011. Signed with the Charlotte Bobcats on September 24, 2012. Acquired by the Milwaukee Bucks in a trade from Charlotte on February 20, 2014. Signed with the Houston Rockets as a free agent on July 17, 2014.





1

TREVOR ARIZA
FORWARD

HEIGHT/WEIGHT

6-8/220

NBA EXPERIENCE

10

COLLEGE

UCLA

HIGH SCHOOL

Westchester (Los Angeles, CA)

BIRTHDATE

June 30, 1985

BIRTHPLACE

Miami, FL

HOW ACQUIRED

Three team trade with Washington, New Orleans on July 15, 2014

ARIZA'S CAREER HIGHS

Minutes	57, 01/13/2010, vs Minnesota	Defensive Rebounds	12, 01/11/2014, vs Houston (2)
Field Goals	14, 03/01/2014, at Philadelphia	Rebounds	15, 11/21/2012, at Atlanta
Field Goal Attempts	23, 03/01/2014, at Philadelphia (2)	Assists	10, 04/14/2010, vs New Orleans
Three-Point Field Goals	10, 02/12/2014, at Houston	Steals	6, 12/30/2013, at Detroit (3)
Three-Point Attempts	14, 02/12/2014, at Houston	Turnovers	7, 01/02/2010, at New Orleans
Free Throws	10, 02/25/2007, vs Houston	Blocked Shots	4, 03/17/2010, vs Memphis
Free Throw Attempts	12, 02/25/2007, vs Houston (2)	Points	40, 03/01/2014, at Philadelphia
Offensive Rebounds	8, 01/25/2005, vs Phoenix		

ARIZA'S CAREER STATS

REGULAR SEASON										REBOUNDS									
YEAR	G-S	MIN	FGM-A	PCT	3FGM-A	PCT	FTM-A	PCT		OFF-DEF-TOT	AST	PF-D	ST	TO	BLK	TP	RPG	APG	PPG
2004-05 (NYK)	80-12	1382	172-389	.442	3-13	.231	121-174	.695		89-153-242	85	150	70	73	18	468	3.0	1.1	5.9
2005-06 (TOT)	57-10	999	93-226	.412	1-5	.200	77-127	.606		78-140-218	61	100	57	62	11	264	3.8	1.1	4.6
2006-07 (ORL)	57-7	1278	200-371	.539	0-7	.000	106-171	.620		98-151-249	65	134	59	84	19	506	4.4	1.1	8.9
2007-08 (TOT)	35-3	546	69-136	.507	5-18	.278	49-75	.653		30-78-108	44	45	31	23	11	192	3.1	1.3	5.5
2008-09 (LAL)	82-20	1999	274-596	.460	61-191	.319	120-169	.710		111-241-352	145	166	137	87	24	729	4.3	1.8	8.9
2009-10 (HOU)	72-71	2629	394-999	.394	136-407	.334	148-228	.649		78-325-403	276	162	126	161	40	1072	5.6	3.8	14.9
2010-11 (NOH)	75-75	2600	303-762	.398	82-271	.303	138-197	.701		61-347-408	162	180	120	118	31	826	9.1	3.6	18.4
2011-12 (NOH)	41-41	1350	168-403	.417	29-87	.333	79-102	.775		41-174-215	135	73	69	76	25	444	5.2	3.3	10.8
2012-13 (WAS)	56-15	1471	188-451	.417	76-209	.364	78-95	.821		44-222-266	113	72	72	84	20	530	4.8	2.0	9.5
2013-14 (WAS)	77-77	2723	389-853	.456	180-442	.407	149-193	.772		99-376-475	191	179	126	132	20	1107	6.2	2.5	14.4
Totals	632-331	16977	2250-5186	.434	573-1650	.347	1065-1531	.696		729-2207-2936	1277	1261	867	900	219	6138	4.6	2.0	9.7

REGULAR SEASON										REBOUNDS									
YEAR	G-S	MIN	FGM-A	PCT	3FGM-A	PCT	FTM-A	PCT		OFF-DEF-TOT	AST	PF-D	ST	TO	BLK	TP	RPG	APG	PPG
2006-07 (ORL)	4-0	47	5-16	.313	0-0	—	1-4	.250		5-4-9	5	9	1	4	0	11	2.3	1.3	2.8
2007-08 (LAL)	8-0	45	7-12	.583	1-4	.250	2-4	.500		3-8-11	1	7	1	1	1	17	1.4	0.1	2.1
2008-09 (LAL)	23-23	722	92-185	.497	40-84	.476	36-64	.563		22-75-97	54	73	36	38	10	260	4.2	2.3	11.3
2010-11 (NOH)	6-6	241	35-85	.412	7-21	.333	16-22	.727		7-32-39	20	16	8	7	3	93	6.5	3.3	15.5
2013-14 (WAS)	11-11	407	52-108	.481	25-56	.446	21-27	.778		21-77-98	19	26	17	14	4	150	8.9	1.7	13.6
Totals	52-40	1462	191-406	.470	73-165	.442	76-121	.628		58-196-254	99	131	63	64	18	531	4.9	1.9	10.2

#1 Ariza

2013-2014

Averaged 14.4 points, 6.2 rebounds and 2.5 assists per game in 77 games (all starts)...Led the Wizards in three-pointers made (180) and three-point field goal percentage (.407)...Finished 14th in the NBA in three-pointers made with 180 and 16th in three-point field goal percentage at .407 (180-442)...Had a career-high 40 points at PHI (3/1)...Posted three games of 30+ points...Had 18 games of 20+ points...Scored a career-high 40 points at PHI on 14-of-23 shooting from the field (8-of-12 from three-point range, 6-of-6 in the first quarter)...Scored 32 points at Houston (2/12) and made a career and franchise-high 10 three-pointers, also made a franchise record eight consecutive three pointers (7-of-7 in third quarter)...Became the first player in NBA history at Houston (2/12) to nail 10 three-pointers and grab 11 rebounds in the same game...Became the first NBA player to have two games in a single season with six three-pointers made in a quarter (3rd quarter at HOU-2/12, 1st quarter at Philadelphia-3/1) since J.R. Smith did it for the Denver Nuggets during the 2007-08 season...Had a career-high tying six steals at DET (12/30)...Had 10 games of at least five three-pointers made...Posted 11 double-doubles...Grabbed a season-high 14 rebounds twice...Missed five games due to a strained right hamstring (11/16-11/23).

Professional

Over the course of ten seasons with six different teams, Ariza has appeared in 632 games including 331 starts. He holds career averages of 9.7 points, 4.6 rebounds, 2.0 assists and 1.4 steals per game in 26.9 minutes. **2012-13:** Averaged 9.5 points, 4.8 rebounds and 2.0 assists in 56 games (15 starts)...Had four games of 20+ points...Posted two double-doubles on the season...Averaged 11.7 points and 5.2 rebounds while shooting .415 from three-point range in 22 games after the All-Star break...Surpassed the 5,000 career-point mark vs. CHI (4/2)...Scored a season-high 26 points to go along with 10 rebounds vs. CHA (3/9)...Pulled down a career-high 15 rebounds at Atlanta (11/21)...Scored 25 points and nailed a career-high seven three-pointers at LA Lakers (3/22)...Missed 26 games due to injury/illness; 17 games due to a left calf strain (12/4-16); one due to a sore left knee (3/16); three games due to the flu (3/23-3/27); five due to a sore left knee (4/9-4/17). **2011-12:** Averaged 10.8 points, 5.2 rebounds and 3.3 assists in 41 games...Led the Hornets in scoring six times, rebounding four times and assists three times...Recorded five 20-plus games, and recorded double-digit points 20 times...Was the only Hornet to start every game in which he played...Had 20 points, six assists, four rebounds and four steals at Sacramento (3/7)...Totaled 21 points, six rebounds, five assists, one steal and one block at Indiana (2/21)...Scored 25 points to go along with eight rebounds, three steals and two blocks at NY Knicks (2/17), becoming just the second Hornet in franchise history to record those totals in a game...Recorded a season-high 46 minutes played while leading the team with 23 points and nine rebounds and also contributing five assists and two steals vs. Portland (2/10)...Poured in 26 points, seven rebounds, four assists and three steals at Detroit (2/4)...Had 18 points, seven assists, five rebounds and four steals in first game back from injury vs. Memphis (1/18)...Missed 15 games due to injury (eight due to a groin strain, five due to sore right ankle and two with an illness), and 10 games due to coach's decision. **2010-11:** Averaged 11.0 points, 5.4 rebounds and 1.6 steals in 34.4 minutes over 75 games for the Hornets (all starts)...Ranked ninth in the NBA in steals per game...Scored in double figures in 47 games, had 20-plus points three times and had three double-doubles on the season...Scored 21 points with eight rebounds and three steals vs. Phoenix (4/8)...Had 19 points and six steals vs. HOU (4/6)...Had 15 points and 10 rebounds vs. GSW (1/5)...Missed seven games due to injury (three for right medial ankle sprain, two for strained left abductor

and one for tendinitis, right ankle). **2009-10:** In his only season with the Rockets, averaged career highs of 14.9 points, 5.6 rebounds, 3.8 assists and 1.75 steals in 72 games (71 starts)...Also made a career-high 136 three-pointers (.334, 136-407 3FG)...Joined Oklahoma City's Russell Westbrook (+2.6) and teammate Aaron Brooks (+2.3) as the only qualifying players in the NBA with an increase of two assists per game from 2008-09 (1.8) to 2009-10 (3.8)...Finished sixth in the NBA in steals per game (1.75), which included 42 multi-steal outings...Nabbed at least one steal in 19 straight appearances (11/6-12/16)...Recorded 12 20-point games, including the first two 30-point efforts of his career...Reached double-digit scoring in a season-best 13 straight contests (12/26-1/22)...Had six double-doubles, including the first triple-double of his career with 26 points, 10 assists and 10 rebounds vs. New Orleans (4/14)...Netted a career-high 33 points vs. Portland (10/31), including a 16-point first quarter and a 21-point first half...Served a one-game NBA suspension (12/15/09)...NVT for one game (2/9/10) due to a left hip pointer...On the Inactive List for seven games (2/24/10-3/7/10) with a severe left hip pointer...Originally suffered the injury in the fourth quarter vs. Philadelphia (2/6/10) and re-aggravated the hip vs. Indiana on 2/20...DND for one game (4/2) due to flu-like symptoms. **2008-09:** Appeared in a career-high 82 games (20 starts) with the Los Angeles Lakers, averaging 8.9 points 4.3 rebounds, 1.8 assists and 1.67 steals...Ranked ninth in the NBA in steals per game (1.67) and second in the league in steals-per-turnover ratio (1.57, 137 steals, 87 turnovers)...Scored in double figures 39 times, including one 20-point outing. **2007-08:** Played in 35 total games (three starts) and averaged 5.5 points, 3.1 rebounds and 1.3 assists with the Magic and Lakers...Acquired by the Lakers from Orlando on (11/20)...Averaged 3.3 points and 2.2 rebounds in 11 games with the Magic...In 24 contests with the Lakers (three starts), averaged 6.5 points, 3.5 rebounds, 1.5 assists and 1.08 steals...Missed the final 44 games of the regular season due to a fractured right foot (1/21-4/15)...Scored in double-figures eight times overall (six with the Lakers). **2006-07:** Appeared in 57 games (seven starts) for the Magic and averaged 8.9 points, 4.4 rebounds, 1.1 assists and 1.04 steals per game...In his seven starts, averaged 10.4 points, 4.6 rebounds, 2.0 assists and 1.71 steals in 29.0 minutes...On the Inactive List for a total of 24 games, missing five contests (11/1-11/8) due to a sore right foot and 19 games (1/12-2/21) due to a sprained MCL (right knee)...Was a DNP-CD one game (2/23)...scored in double figures 24 times, including a pair of 20-point performances...Registered one double-double with 16 points and a season-high 10 rebounds (12/30) vs. MIA. **2005-06:** Appeared in 57 contests with both New York and Orlando and averaged 4.6 points, 3.8 rebounds, 1.1 assists and 1.0 steals per game...Was a DNP (CD) 12 times (eight with Orlando)...On the inactive list 12 games, including two outings (1/30-1/31) due to back spasms...Began the season with the Knicks and averaged 4.6 points, 3.8 rebounds, 1.3 assists and 1.19 steals in 36 games (10 starts)...In 21 games with the Magic, averaged 4.7 points and 3.9 rebounds...Scored in double figures seven times (four with Orlando). **2004-05:** Played in 80 games during his rookie campaign with New York and averaged 5.9 points, 3.0 rebounds and 1.1 assists per game...At the time, became the youngest player to ever wear a Knicks uniform (19 years, four months and four days old)...His 80 games and 1,382 minutes were the most played by a Knicks rookie since Greg Anthony (82 GP in 1991-92).

#1 Ariza

Players

Playoffs

Owens career playoff averages of 10.2 points, 4.9 rebounds and 1.2 steals in 52 postseason games (40 starts) with Orlando, the L.A. Lakers, New Orleans and Washington...**2014**: Made 25 of 56 three point attempts during the 2014 playoffs good for a 44.6% from beyond the arc. **2011**: Started in all six games for New Orleans and averaged 15.5 points per game (playoff career-high average) in six games against the LA Lakers. **2009**: Started all 23 postseason games for the Lakers during their title run in 2009 and averaged 11.3 points (.497, 92-185 FG), 4.2 rebounds, 2.3 assists and 1.57 steals...Led the Lakers with 40 3-point field goals made and ranked among the postseason leaders in steals per game (13th overall).

College

Declared for the NBA Draft following his freshman campaign at UCLA...Played in 25 games (23 starts) in his lone season with the Bruins...Averaged 11.6 points, 6.5 rebounds and a team-high 1.7 steals in 2003-04 during his freshman season...Earned All-Pac 10 Freshman Team honors.

Personal

Born Trevor Anthony Ariza on June 30, 1985, in Miami, Fla....Has three children...Named a Parade Second-Team All-American after prep career at Westchester High School in Los Angeles...Had jersey #4 retired by Westchester...Draws inspiration from the memory of his younger brother, Tajh, who died in a 1996 accident...Founded The Trevor Ariza Foundation, which is a non-profit organization dedicated to the support, information, education and advocacy of asthma disease...Primary goal of foundation is to increase awareness and educate patients and the general public about factors contributing to health problems in allergic and non-allergic asthmatic athletes and children...Served food to senior citizens at the Senior Luncheon in December of 2011...Met with students of the Most Valuable Pupils program presented by Chevron prior to the January 16, 2012, contest vs. POR...Volunteered to help rebuild a house with Habitat for Humanity in February of 2012...Participated in a Reading Timeout to stress the importance of reading at Woodland West Elementary...Donated and passed out 200 turkeys in November of 2012 for Thanksgiving at the Grace Calloway Food Ministry in Washington, DC.

Transactions

Selected by New York in the second round (43rd overall) of the 2004 NBA Draft...Traded by New York along with Anfernee Hardaway to Orlando in exchange for Steve Francis on Feb. 22, 2006...Re-signed as a free agent with the Magic (7/27/06)...Acquired by the L.A. Lakers from the Magic in exchange for Brian Cook and Maurice Evans (11/20/07)...Signed by Houston as a free agent (7/8/09)...Traded to New Orleans in a four-team trade that sent James Posey and Darren Collison to Indiana, Courtney Lee from New Jersey to Houston, and Troy Murphy from Indiana to New Jersey (8/11/10)...Traded to Washington along with Emeka Okafor in exchange for Rashard Lewis and a 2012 second-round pick (46th overall) (6/20/12)...Acquired by Houston along with Alonzo Gee, Scotty Hopson and a protected first round pick in a three team trade with Washington and New Orleans in exchange for Omer Asik and Omri Casspi (7/14/14).



HOUSTON FANS, WE HAVE TWIST OFF

If it's Rockets Basketball, it's gotta be crisp and refreshing Bud Light. Official Beer Partner of the Houston Rockets.





BUD LIGHT

SMOOTH & REFRESHING
12 FL. OZ. • BEER
A-B, ST. LOUIS, MO

OFFICIAL BEER PARTNER OF THE NBA

ENJOY RESPONSIBLY
©2013 A-B, Bud Light® Beer, St. Louis, MO
The NBA and individual NBA member team identifications are the intellectual property of NBA Properties, Inc. and the respective NBA member teams. ©2013 NBA Properties, Inc. All rights reserved.





2 |

PATRICK BEVERLEY

GUARD

HEIGHT/WEIGHT

6-1/185

NBA EXPERIENCE

2

COLLEGE

Arkansas

HIGH SCHOOL

John Marshall Metro (Chicago, IL)

BIRTHDATE

July 12, 1988

BIRTHPLACE

Chicago, IL

HOW ACQUIRED

Signed as a free agent on January 7, 2013

BEVERLEY'S CAREER HIGHS

Minutes	42, 12/04/2013, vs Phoenix (2)	Defensive Rebounds	7, 02/01/2014, vs Cleveland
Field Goals	7, 12/13/2013, at Golden State	Rebounds	11, 12/12/2013, at Portland
Field Goal Attempts	15, 03/01/2014, vs Detroit	Assists	9, 04/06/2013, at Denver
Three-Point Field Goals	5, 03/04/2014, vs Miami (3)	Steals	5, 02/01/2014, vs Cleveland
Three-Point Attempts	9, 03/22/2014, at Cleveland (2)	Turnovers	5, 01/29/2014, at Dallas
Free Throws	7, 02/23/2014, at Phoenix	Blocked Shots	3, 02/08/2014, at Milwaukee
Free Throw Attempts	8, 02/23/2014, at Phoenix (2)	Points	20, 04/12/2014, vs New Orleans (2)
Offensive Rebounds	5, 12/12/2013, at Portland		

BEVERLEY'S CAREER STATS

REGULAR SEASON										REBOUNDS									
YEAR	G-S	MIN	FGM-A	PCT	3FGM-A	PCT	FTM-A	PCT		OFF-DEF-TOT	AST	PF-D	ST	TO	BLK	TP	RPG	APG	PPG
2012-13 (HOU)	41-0	713	79-189	.418	36-96	.375	34-41	.829		45-64-109	117	83	37	44	21	228	2.7	2.9	5.6
2013-14 (HOU)	56-55	1751	199-481	.414	92-255	.361	83-102	.814		72-124-196	151	174	77	66	23	573	3.5	2.7	10.2
Totals	97-55	2464	278-670	.415	128-351	.365	117-143	.818		117-188-305	268	257	114	110	44	801	3.1	2.8	8.3

REGULAR SEASON										REBOUNDS									
YEAR	G-S	MIN	FGM-A	PCT	3FGM-A	PCT	FTM-A	PCT		OFF-DEF-TOT	AST	PF-D	ST	TO	BLK	TP	RPG	APG	PPG
2012-13 (HOU)	6-5	200	28-65	.431	8-24	.333	7-7	1.000		11-22-33	17	24	7	6	4	71	5.5	2.8	11.8
2013-14 (HOU)	6-6	202	19-50	.380	7-22	.318	7-10	.700		13-12-25	11	21	3	4	2	52	4.2	1.8	8.7
Totals	12-11	402	47-115	.409	15-46	.326	14-17	.824		24-34-58	28	45	10	10	6	123	4.8	2.3	10.3

#2 Beverley

2013-2014

Totaled 19 points (6-13 FG, 3-8 3FG, 4-4 FT) to go along with four steals and two blocks vs. the L.A. Clippers (11/9/13) ... registered 12 points (4-8 FG), nine rebounds, five assists, three steals and one block in a career-most 42:21 of action at Philadelphia (11/13/13) ... netted 17 points (5- 7 FG) off a career-high five 3-pointers (5-8 3FG) vs. Minnesota (11/23/13) ... picked up 12 points (4-10 FG) and eight boards in 41:54 of action vs. Phoenix (12/4/13) ... pulled down a career-high 11 rebounds at Portland (12/12/13) ... tallied nine of his 16 points (7-9 FG) in the fourth quarter of a 116-112 win at Golden State (12/13/13), including a pair of buckets to cap a 9-2 run in the final minutes to put the Rockets ahead for good ... suffered right hand injury at Detroit (12/21/13) ... returned to the lineup vs. Portland (1/ 20/14) after missing 14 games and collected 17 points (5-11 FG, 3-8 3FG) ... dished a season-high eight assists in a 119-98 win vs. Sacramento (1/22/14) ... recorded 10 rebounds, a season-high-tying eight assists and a career best five steals in a 106-92 win vs. Cleveland (2/1/14), but failed to register any points ... became the first NBA player with at least 10 boards, eight assists, five thefts and no points in a game since steals became official in 1973-74 ... netted 15 points (6-12 FG, 3-5 3FG) and had a career-best three blocks at Milwaukee (2/8/14) ... scored a career-high 20 points (6-12 FG, 7-8 FT) at Phoenix (2/23/14), including 12 fourth-quarter points (3-5 FG, 1-1 3FG, 5-6 FT) in a 115- 112 comeback win over the Suns ... collected 19 points (6- 15 FG) behind a 5-of-9 outing from beyond the arc vs. Detroit (3/1/14), matching his career high for 3-pointers made ... added 19 points (6-12 FG) on another career-best 5-of-8 from downtown in a 106-103 win vs. Miami (3/4/14) ... suffered a broken nose at Orlando (3/7/14) ... totaled 19 points (6-9 FG, 5-5 FT), seven rebounds and three assists in a 124-86 win vs. Utah (3/17/14) ... had 14 points (5-10 FG, 4-7 3FG) vs. Minnesota (3/20/14) ... picked up 15 points (6-12 FG, 3-9 3FG) and five assists at Cleveland (3/ 22/14), giving him double-figure scoring in four consecutive games to set the longest such streak of his career ... Named to the 2013-14 NBA All-Defense Second Team.

Professional

Through two seasons, holds career averages of 8.3 points, 3.1 rebounds, 2.8 assists and 1.2 steals per game in 25.4 minutes. Has appeared in 97 regular season contests with 55 starts. **2012-13:** Averaged 5.6 points, 2.7 rebounds and 2.9 assists per game in 41 contests as a rookie after being called up from the D-League.

Playoffs

Holds combined playoff averages of 10.3 points, 4.8 rebounds and 2.3 assists per game in 12 total playoff games. **2014:** In his second career postseason, averaged 8.7 points, 4.2 rebounds and 1.8 assists in six games (six starts) with the Rockets. Tallied playoff

career-high 16 points in Game 3 win at Portland. **2013:** In his first career postseason, averaged 11.8 points, 5.5 rebounds, 2.8 assists and 1.17 steals in six games (five starts) with the Rockets ... made his NBA playoff debut in Game One at Oklahoma City (4/21/13), registering 11 points (2-5 3FG), four assists and two steals ... made the first start of his career in Game Two at Oklahoma City (4/24/13), racking up playoff bests of 16 points (7-13 FG, 2-4 3FG), 12 rebounds (5 offensive), six assists, two steals and one block ... matched his playoff-high 16 points (5-10 FG, 2-4 3FG, 4-4 FT) in Game Four vs. Oklahoma City (4/29/13).

International Play

Joined the Rockets from Spartak St. Petersburg in Russia, where he earned Eurocup MVP for the 2011-12 season and 2012 All-Eurocup First-Team honors ... played two seasons at Arkansas before leaving school to sign a professional contract with BC Dnipro of the Ukrainian UBL for the 2008- 09 season ... drafted by the L.A. Lakers in the 2009 NBA Draft and later traded to Miami, but decided to stay in Europe and signed with Olympiakos in Greece on Aug. 26, 2009.

College

Was a 2008 Wooden Award and Naismith Trophy candidate ... started 33 of 35 games as a sophomore, ranking first on Razorbacks in rebounding (6.6 rpg), steals (1.3 spg) and 3-point percentage (.378) ... was also second on the team in points (12.1 ppg) and third in assists (2.4 apg) in 2007-08 ... was named SEC Freshman of the Year and earned Second-Team All-SEC honors in 2006-07.


Life

Born Patrick Beverley on July 12, 1988, in Chicago, Illinois ... son of Lisa Beverley ... helped his mother open her own nail salon studio in Houston even before signing with the Rockets ... featured in the 2007 documentary *Hoop Reality*, which is the sequel to the 1995 documentary *Hoop Dreams* ... as a senior at John Marshall Metropolitan High School, he led the state in scoring (37.3 ppg) and was named Co-Player of the Year ... selected to play in the Roundball Classic on April 8, 2006, a national All-Star Game played at United Center in Chicago.

Transactions

Originally drafted by the L.A. Lakers in the second round (42nd overall) of the 2009 NBA Draft and later traded to Miami ... signed by the Heat on Aug. 2, 2010 ... waived by Miami on Oct. 25, 2010 ... signed as a free agent by Houston to a multi-year deal on Jan. 7, 2013, and assigned to Rio Grande Valley of the NBA D-League ... recalled by the Rockets from the Vipers on Jan. 14, 2013.





HEIGHT/WEIGHT

6-0/188

NBA EXPERIENCE

1

COLLEGE

Murray State

HIGH SCHOOL

Biloxi High School (Biloxi, MS)

BIRTHDATE

May 21, 1991

BIRTHPLACE

Chicago, IL

HOW ACQUIRED

Drafted in the second round (34th overall) of 2013 NBA Draft

01

ISAIAH CANAAN

GUARD

CANAAN'S CAREER HIGHS

Minutes	27, 04/08/2014, at L.A. Lakers	Defensive Rebounds	4, 03/29/2014, vs L.A. Clippers
Field Goals	6, 04/08/2014, at L.A. Lakers	Rebounds	4, 04/02/2014, at Toronto (2)
Field Goal Attempts	10, 04/09/2014, at Denver	Assists	6, 04/09/2014 Houston at Denver
Three-Point Field Goals	4, 04/06/2014, vs Denver	Steals	2, 04/09/2014, at Denver (2)
Three-Point Attempts	8, 04/09/2014, at Denver	Turnovers	4, 04/09/2014, at Denver (2)
Free Throws	6, 03/29/2014, vs L.A. Clippers	Blocked Shots	2, 04/09/2014, at Denver
Free Throw Attempts	8, 03/29/2014, vs L.A. Clippers	Points	15, 04/08/2014, at L.A. Lakers (2)
Offensive Rebounds	2, 04/09/2014, at Denver (2)		

CANAAN'S CAREER STATS

REGULAR SEASON										REBOUNDS									
YEAR	G-S	MIN	FGM-A	PCT	3FGM-A	PCT	FTM-A	PCT		OFF-DEF-TOT	AST	PF-D	ST	TO	BLK	TP	RPG	APG	PPG
2013-14 (HOU)	22-0	252	31-87	.356	18-55	.327	21-29	.724		7-17-24	22	25	8	21	4	101	1.1	1.0	4.6
Totals	22-0	252	31-87	.356	18-55	.327	21-29	.724		7-17-24	22	25	8	21	4	101	1.1	1.0	4.6

24

#0 Canaan

2013-2014

Assigned to NBA D-League affiliate Rio Grande Valley on Nov. 6 and recalled on Dec.23 ... took the court in his first NBA game at San Antonio (12/25/13) ... scored the first four points (1-3 FG, 2-2 FT) of his NBA career at Oklahoma City (12/29/13) ... reassigned to the Vipers on Jan. 20 and recalled on Jan. 30 ... suffered a strained right hamstring in Rio Grande Valley's game vs. the Tulsa 66ers (1/27/14) ... re-assigned to Rio Grande Valley on Feb. 17 and recalled Feb. 21 ... came off the bench with 14 points (3-5 FG, 2-4 3FG, 6-8 FT), four rebounds and three assists in 20:29 of action vs. the L.A. Clippers (3/29/14) ... recorded seven points (2-5 3FG) and four rebounds at Toronto (4/2/14) ... netted a career-high 15 points (5-8 FG) off a career-best four made treys (4-7 3FG) vs. Denver (4/6/14) ... matched his career-high of 15 points (6-8 FG, 3-4 3FG) in a win at the L.A. Lakers (4/8/14) ... recorded a career-high 6 assists at Denver (4/9/14) ... blocked a career-high 2 shots vs. the Nuggets (4/9/14) ... re-assigned to Rio Grande Valley on Apr. 14 ... again recalled by Houston on Apr. 15 ... averaged 21.8 points, 8.2 assists and 4.0 rebounds in 18 games (17 starts) with the Vipers this season ... at the time of his last recall, stood second in the D-League in assists per game (8.2) and ranked eighth in the league in scoring average (21.8) ... was named along with Pierre Jackson of the Idaho Stampede as the NBA D-League Co-Performers of the Week for games played Dec. 2-8 ... again named along with Terrence Williams of the L.A. D-Fenders as D-League Co-Performers of the Week for games played Jan. 20-26 ... named to the NBA D-League All-Star Game, but was unable to attend due to injury (strained right hamstring).

Playoffs

In his first career postseason ... Inactive for six games (4/20/14-5/2/14) ... re-assigned to the Rio Grande Valley Vipers on Apr. 21 ... averaged 34.3 points and 5.3 assists with the Vipers in the D-League playoffs ... recalled by Houston on Apr. 22.

College

Played in 132 career games over four seasons at Murray State, averaging 15.5 points, 2.8 rebounds and 2.9 assists ... first MSU player to be drafted into the NBA since Marcus Brown in 1996 ... finished his career as the sixth Murray State player to reach 2,000 points (2,050) and was 17th alltime in the Ohio Valley Conference ... hit 304-of-725 (.419) from beyond the arc over his collegiate career ... was named Ohio Valley Conference Player of the Year as a junior and OVC Co-Player of the Year as a senior ... also earned Honorable Mention All-America honors from The Associated Press as a senior after ranking first on team in scoring (21.8 ppg), assists (4.3 apg) and steals (1.52 spg) ... scored in double figures in all 31 games in 2012-13 ... netted a seasonhigh 35 points against Morehead ... added 22 points, a career high 10 assists and nine rebounds against Belmont State ... as a junior, also ranked first on team in scoring (19.0 ppg) and assists (3.6 apg) ... stood first on the Racers in scoring (11.7 ppg) and third in assists (2.4 apg) as a sophomore ... led the Racers to their second straight OVC regular season championship in 2010-11 ... named Freshman of the Year after ranking second on squad in scoring (10.4 ppg) and fourth in assists (1.6 apg).


Personal

Born Isaiah André Canaan on May 21, 1991, in Biloxi, Mississippi ... son of Sardie Canaan and Nicole Martin ... grandmother is Bettye Ramsey ... majored in advertising in college ... family lived out of a FEMA trailer for two years after Hurricane Katrina hit Biloxi ... does not know where he got his first and only NBA jersey, but he remembers it fondly as a No. 1 Tracy McGrady Rockets jersey, which he lost in Hurricane Katrina ... played in a summer Adidas Nations camp where his coach was former Rockets assistant Kelvin Sampson ... was named a finalist for Mississippi Mr. Basketball after leading Biloxi High School to the 5A State championship and a 30-3 record ... was also the Mississippi State Tournament MVP ... named All-State as a junior and senior at Biloxi.

Transactions

Selected by Houston with the 34th overall pick in the 2013 NBA Draft ... Rockets announced his signing on July 14, 2013.





33

ROBERT COVINGTON

FORWARD

HEIGHT/WEIGHT

6-9/215

NBA EXPERIENCE

1

COLLEGE

Tennessee State

HIGH SCHOOL

Proviso West (Hillside, IL)

BIRTHDATE

December 14, 1990

BIRTHPLACE

Bellwood, IL

HOW ACQUIRED

Signed as a free agent on July 13, 2013

COVINGTON'S CAREER HIGHS

Minutes	11, 04/09/2014, at Denver	Defensive Rebounds	1, 04/16/2014, at New Orleans (3)
Field Goals	2, 04/09/2014, at Denver (3)	Rebounds	2, 04/09/2014, at Denver
Field Goal Attempts	5, 01/22/2014, vs Sacramento	Assists	0
Three-Point Field Goals	2, 01/25/2014, at Memphis	Steals	1, 04/09/2014, at Denver (2)
Three-Point Attempts	4, 01/25/2014, at Memphis (2)	Turnovers	1, 04/09/2014, at Denver
Free Throws	0	Blocked Shots	0
Free Throw Attempts	0	Points	6, 01/25/2014, at Memphis
Offensive Rebounds	1, 04/09/2014, at Denver (2)		

COVINGTON'S CAREER STATS

REGULAR SEASON																			
YEAR	G-S	MIN	FGM-A	PCT	3FGM-A	PCT	FTM-A	PCT	REBOUNDS		AST	PF-D	ST	TO	BLK	TP	RPG	APG	PPG
2013-14 (HOU)	7-0	34	6-14	.429	4-11	.364	0-0	--	OFF-DEF-TOT	2-3-5	0	3	2	1	0	16	0.7	0.0	2.3
Totals	7-0	34	6-14	.429	4-11	.364	0-0	--	2-3-5	0	3	2	1	0	16	0.7	0.0	2.3	

#33 Covington

2013-2014

Assigned to NBA D-League affiliate Rio Grande Valley on Nov. 6 and recalled on Jan. 18 ... took the court in his first NBA game vs. Milwaukee (1/18/14) ... grabbed his first career rebound vs. Portland (1/20/14) ... netted the first five points (2-5 FG, 1-4 3FG) of his NBA career in 10:02 of action vs. Sacramento (1/22/14) ... recorded six points (2-4 3FG) at Memphis (1/25/14) ... re-assigned to the Vipers on Feb. 6 and recalled on Feb. 9 ... re-assigned to the Vipers on Feb. 13 ... recalled from the Rio Grande Valley on Apr. 9 and re-assigned Apr. 12 ... recalled on Apr. 12 and re-assigned back to the Rio Grande Valley on Apr. 14 ... again recalled on Apr. 15 from the Rio Grande valley ... averaged 21.4 points, 9.0 rebounds, 2.0 assists, 2.35 steals and 1.30 blocks in his first 23 games (22 starts) with Rio Grande Valley ... at the time of his recall Feb. 9, stood 10th in the D-League in scoring (21.4) and third in the league in steals per game (2.35) ... selected to the NBA D-League All-Star Game, which was held during NBA All-Star Weekend in New Orleans (2/15/14) ... named 2014 D-League All-Star Game MVP after scoring 22 (7-13 FG, 3-5 3FG, 5-6 FT) of his D-League All-Star Game record 33 points (12-23 FG, 4-8 3FG, 5-6 FT) in the second half to lift the Prospects to a 145-142 win ... also grabbed a key defensive rebound with just seconds left to play in securing victory for the Prospects, which also helped him match the team high in boards with six. Named 2014 D-League Rookie of the Year.

College

Averaged 14.8 points, 7.4 rebounds, 1.53 steals and 1.27 blocks in 118 career games (112 starts) over four seasons at Tennessee State ... finished career seventh all-time in school history with 1,750 points and seventh with 876 rebounds ... named Second Team All-Ohio Valley Conference as a senior and sophomore, while earning First Team All-OVC honors as a junior ... also named to the Ohio Valley Conference All Newcomer Team as a freshman ... as a senior in 2012-13, ranked first on team in scoring (17.0 ppg), steals (2.17 spg) and blocks (1.70 bpg), while ranking second in rebounds (8.0 rpg) ... named to the 2013 Portsmouth Invitational All-Tournament Team ... was also first on the team in scoring (17.8 ppg), rebounds (7.9 rpg), steals (2.2 spg).

Playoffs

In his first career postseason ... Inactive for six games (4/20/14-5/2/14) ... re-assigned to the Rio Grande Valley Vipers on Apr.17 ... averaged 17.5 points and 8.7 rebounds with the Vipers in the D-League playoffs ... recalled by Houston on Apr. 22.

Personal

Born Robert Covington on Dec. 14, 1990, in Bellwood, Illinois... son of Dennis Covington and Teresa Bryant ... majored in human performance and sports science at Tennessee State ... led Proviso West High to the West Suburban championship as a senior year, earning West Suburban Conference Player of the Year.


Transactions

Went undrafted in 2013 NBA Draft...Houston announced his signing on July 14, 2013



Players





30 | TROY DANIELS

GUARD

HEIGHT/WEIGHT

6-4/204

NBA EXPERIENCE

1

COLLEGE

Virginia Commonwealth

HIGH SCHOOL

William Fleming (Roanoke, VA)

BIRTHDATE

July 15, 1991

BIRTHPLACE

Chicago, IL

HOW ACQUIRED

Signed as a free agent on January 4, 2014

DANIELS' CAREER HIGHS

Minutes	44, 04/16/2014, at New Orleans	Defensive Rebounds	2, 04/09/2014, at Denver
Field Goals	8, 04/16/2014, at New Orleans	Rebounds	2, 04/09/2014, at Denver
Field Goal Attempts	16, 04/16/2014, at New Orleans	Assists	5, 04/16/2014, at New Orleans
Three-Point Field Goals	6, 04/16/2014, at New Orleans	Steals	0
Three-Point Attempts	11, 04/16/2014, at New Orleans	Turnovers	1, 04/16/2014, at New Orleans (3)
Free Throws	0	Blocked Shots	0
Free Throw Attempts	0	Points	22, 04/16/2014, at New Orleans
Offensive Rebounds	0		

DANIELS' CAREER STATS

REGULAR SEASON										REBOUNDS									
YEAR	G-S	MIN	FGM-A	PCT	3FGM-A	PCT	FTM-A	PCT		OFF-DEF-TOT	AST	PF-D	ST	TO	BLK	TP	RPG	APG	PPG
2013-14 (HOU)	5-1	75	15-31	.484	12-25	.480	0-0	--		0-4-4	5	6	0	3	0	42	0.8	1.0	8.4
Totals	5-1	75	15-31	.484	12-25	.480	0-0	--		0-4-4	5	6	0	3	0	42	0.8	1.0	8.4

PLAYOFFS										REBOUNDS									
YEAR	G-S	MIN	FGM-A	PCT	3FGM-A	PCT	FTM-A	PCT		OFF-DEF-TOT	AST	PF-D	ST	TO	BLK	TP	RPG	APG	PPG
22013-14 (HOU)	4-1	68	9-17	.529	8-15	.533	5-5	1.000		3-6-9	1	10	2	2	0	31	2.3	0.3	7.8
2013-14 (HOU)	4-1	68	9-17	.529	8-15	.533	5-5	1.000		3-6-9	1	10	2	2	0	31	2.3	0.3	7.8

28

#30 Daniels

2013-2014

Scored a career high 22 points and (8-16 FG, 6-11 3FG) and assisted on a career high 5 field goals at New Orleans (4/14/14)... Played in six games with the Rockets averaging 8.4 points and 0.83 assists... Took the court in his first NBA game at Orlando (3/5/14) ... scored the first five points (2-4 FG, 1-3 3FG) of his NBA career in 5:32 off the bench vs. Indiana (3/7/14). In his time spent with Rio Grande Valley Vipers during the 2013-14 season, Daniels averaged 21.5 points, 4.5 rebounds, and 1.9 assists in 48 games (37 starts)... He led the D-League in three pointers made (240) ...ranked eighth in the league in scoring average (21.5).

Playoffs

In his first career postseason, averaged 7.8 points, 2.3 rebounds and 0.3 assists in four games with the rockets ... was a DNP (CD) for two games (4/20/14-4/23/14) ... made his first career postseason appearance at Portland (4/25/14) scoring nine points (3-6 3FG) ... hit the go-ahead 3-point shot with 11.9 left in overtime to propel the Rockets to a 121-116 win over the Blazers (4/25/14) ... scored a new playoff career-high 17 points (5-7 FG, 4-5 3FG, 3-3 FT) in Game 4 at Portland (4/27/14) ... also set a new career-high of four three-pointers made in a single game at Portland (4/27/14).

College

Appeared in 125 games at Virginia Commonwealth University over the course of his four-year career. Led his conference in three-point field goals made in 2011-12 and 2012-13. Holds career averages of 7.3 points and 2.1 rebounds per game. Averaged a career-high 12.3 points and 3.1 rebounds per game in his senior season.

Personal

Born Troy Daniels on July 15, 1991 in Roanoke, Virginia... His "can't lose" attitude derived from being an undrafted free-agent out of college.


Transactions

Went undrafted in the 2013 draft, later joining the Charlotte Bobcats for 2013 NBA Summer League... On September 23, 2013 he signed with the Bobcats, but was waived on October 10. On October 17, 2013 he signed with the Houston Rockets, but was waived on October 26, 2013... In November he was acquired by the Rio Grande Valley Vipers... On February 21, 2014 Daniels signed with the Houston Rockets and was assigned to the Vipers... On March 5, 2014 he made his NBA debut.



Players





8

JOEY DORSEY

CENTER

HEIGHT/WEIGHT

6-8/268

NBA EXPERIENCE

3

COLLEGE

Memphis

HIGH SCHOOL

Laurinburg Institute (Laurinburg, NC)

BIRTHDATE

December 16, 1983

BIRTHPLACE

Baltimore, MD

HOW ACQUIRED

Signed as a free agent on July 18, 2014

DORSEY'S CAREER HIGHS

Minutes	37, 1/2/11, vs. Boston	Defensive Rebounds	10, 4/11/11, at Milwaukee
Field Goals	5, 1/2/11, vs. Boston	Rebounds	20, 4/11/11, at Milwaukee
Field Goal Attempts	12, 4/11/11, at Milwaukee	Assists	3, 12/27/10, at Memphis
Three-Point Field Goals	0	Steals	4, 4/13/11 vs. Miami
Three-Point Attempts	0	Turnovers	4, 12/31/10, at Houston (2)
Free Throws	4, 4/11/11, at Milwaukee	Blocked Shots	3, 12/31/10 at Houston
Free Throw Attempts	8, 1/2/11, vs. Boston	Points	13, 1/2/11, vs. Boston
Offensive Rebounds	10, 4/11/11, at Milwaukee		

DORSEY'S CAREER STATS

REGULAR SEASON												REBOUNDS									
YEAR	G-S	MIN	FGM-A	PCT	3FGM-A	PCT	FTM-A	PCT	OFF-DEF-TOT	AST	PF-D	ST	TO	BLK	TP	RPG	APG	PPG			
2008-09 (HOU)	3-0	6	1-2	.500	0-0	--	0-0	--	0-1-1	1	0	0	0	0	2	0.3	0.3	0.7			
2009-10 (TOT)	15-0	106	9-20	.450	0-0	--	5-12	0.417	16-27-43	2	21	3	6	2	23	2.9	0.1	1.5			
2010-11 (TOR)	43-9	522	52-99	.525	0-0	--	31-65	0.477	79-111-190	27	78	24	39	17	135	4.4	0.6	3.1			
Totals	61-9	634	62-121	.512	0-0	--	36-77	0.468	95-139-234	30	99	27	45	19	160	3.8	0.5	2.6			

#8 Dorsey

2013-2014

Spent the 2013-14 season with FC Barcelona in the Spanish ACB...In 76 games played (10 starts), Dorsey tallied 5.3 points, 5.4 rebounds and 0.9 blocks per game in 15.4 minutes played.

Professional

Dorsey played internationally from 2011-2014 for the Olympiacos of Greece, Laboral Kutxa of the Spanish ACB, Royal Hali Gaziantep of the Turkish Premier League and FC Barcelona of the Spanish ACB appearing in 148 total contests in three seasons...NBA: Prior to international play, Dorsey spent three years in the NBA, appeared in 61 games (nine starts) and holds career averages of 2.6 points, and 3.8 rebounds per game in 10.4 minutes played. Dorsey spent the 2010-11 season with the Toronto Raptors appearing in 43 contests, including nine starts...Dorsey appeared in eight contests for the Sacramento Kings in 2009-10 after mid-season trade from the Houston Rockets where he had appeared in seven games...Dorsey appeared in three contests with the Rockets during his rookie season in 2008-09. D-League: Over the course of the 2008-09 and 2009-10 season, Dorsey appeared in 23 games with the Rio Grande Valley Vipers and averaged 13.2 points, 12.0 rebounds and 1.4 blocks per game in 31.4 minutes played.

College

As a four year player at Memphis University, Dorsey appeared in 149 games and garnered several accolades...Dorsey was named to the Conference USA All Freshman Team in 2005, All-Tournament Team in 2006 and 2007, All-Defensive Team in 2007 and 2008, All-Conference First Team in 2007 and All-Conference Second Team in 2008. He also was named Conference USA Defensive Player of the Year in 2007 and 2008 and helped lead the Tigers to the NCAA Tournament National Championship Game in 2008...He held career averages of 6.7 points, 8.2 rebounds, 1.8 blocks and 1.0 steals per game in 21.7 minutes played.

Personal

Full name is Richard E. Dorsey, son of Charlene Dorsey.

In Transactions

Drafted by the Portland Trail Blazers in the second round (33rd overall) of the 2008 NBA Draft...Acquired in a draft night trade by the Houston Rockets...Acquired by the Sacramento Kings as a part of a three team nine player trade with the Houston Rockets and New York Knicks. Signed with the Toronto Raptors on February 18, 2010...Signed with the Houston Rockets on July 18, 2014.





32

FRANCISCO

GARCIA

GUARD/FORWARD

HEIGHT/WEIGHT

6-7/195

NBA EXPERIENCE

9

COLLEGE

Louisville

HIGH SCHOOL

The Winchendon School (Winchendon, MA)

BIRTHDATE

December 31, 1981

BIRTHPLACE

Santo Domingo, Dominican Republic

HOW ACQUIRED

Re-signed on August 20, 2014

GARCIA'S CAREER HIGHS

Minutes	50, 01/25/2006, at New York	Defensive Rebounds	9, 01/12/2008, vs Indiana
Field Goals	13, 11/21/2007, at Phoenix	Rebounds	12, 01/12/2008, vs Indiana
Field Goal Attempts	25, 11/21/2007, at Phoenix	Assists	7, 02/01/2009, vs Oklahoma City (2)
Three-Point Field Goals	7, 12/10/2012, at Dallas	Steals	5, 04/14/2008, vs San Antonio (4)
Three-Point Attempts	12, 12/10/2012, at Dallas	Turnovers	6, 01/04/2008, at Cleveland
Free Throws	10, 04/05/2008, at Denver (2)	Blocked Shots	5, 02/05/2006, vs Utah
Free Throw Attempts	13, 01/02/2008, at New York	Points	31, 04/08/2008, at Golden State (2)
Offensive Rebounds	6, 04/10/2007, at Memphis		

GARCIA'S CAREER STATS

REGULAR SEASON										REBOUNDS									
YEAR	G-S	MIN	FGM-A	PCT	3FGM-A	PCT	FTM-A	PCT		OFF-DEF-TOT	AST	PF-D	ST	TO	BLK	TP	RPG	APG	PPG
2005-06 (SAC)	67-11	1301	130-325	.400	39-137	.285	78-101	.772		39-146-185	94	135	41	75	47	377	2.8	1.4	5.6
2006-07 (SAC)	79-5	1410	163-380	.429	53-149	.356	95-114	.833		53-152-205	87	190	45	70	43	474	2.6	1.1	6.0
2007-08 (SAC)	79-20	2086	348-762	.463	113-289	.391	162-208	.779		52-212-264	128	232	96	128	50	971	3.3	1.6	12.3
2008-09 (SAC)	65-36	1975	295-665	.444	88-221	.398	146-178	.820		56-162-218	150	196	80	112	67	824	3.4	2.3	12.7
2009-10 (SAC)	25-4	575	82-176	.466	23-59	.390	15-17	.882		11-55-66	45	49	10	21	19	202	2.6	1.8	8.1
2010-11 (SAC)	58-34	1386	207-475	.436	81-224	.362	65-76	.855		24-109-133	71	126	51	45	49	560	2.3	1.2	9.7
2011-12 (SAC)	49-3	798	86-229	.376	38-131	.290	24-30	.800		11-88-99	31	73	36	22	37	234	2.0	0.6	4.8
2012-13 (TOT)	58-20	1029	118-300	.393	67-179	.374	18-21	.857		8-83-91	63	88	46	32	38	321	1.6	1.1	5.5
2012-13 (SAC)	40-15	710	77-205	.376	40-109	.367	12-14	.857		7-61-68	43	66	32	20	31	206	1.7	1.1	5.2
2012-13 (HOU)	18-5	319	41-95	.432	27-70	.386	6-7	.857		1-22-23	20	22	14	12	7	115	1.3	1.1	6.4
2013-14 (HOU)	55-4	1083	118-294	.401	69-193	.358	10-19	.526		21-101-122	63	120	27	30	33	315	2.2	1.1	5.7
Totals	535-137	11653	1547-3596	.430	571-1582	.361	613-764	.802		275-1108-1383	732	1209	432	535	383	4278	2.6	1.4	8.0

PLAYOFFS										REBOUNDS									
YEAR	G-S	MIN	FGM-A	PCT	3FGM-A	PCT	FTM-A	PCT		OFF-DEF-TOT	AST	PF-D	ST	TO	BLK	TP	RPG	APG	PPG
2005-06 (SAC)	6-0	41	5-11	.455	1-4	.250	2-2	1.000		0-2-2	1	5	2	0	2	13	0.3	0.2	2.2
2012-13 (HOU)	6-3	164	22-50	.440	17-37	.459	3-5	.600		3-17-20	9	21	4	4	5	64	3.3	1.5	10.7
2013-14 (HOU)	2-0	22	2-6	.333	0-3	.000	3-4	.750		1-1-2	0	3	0	0	0	7	1.0	0.0	3.5
Totals	14-3	227	29-67	.433	18-44	.409	8-11	.727		4-20-24	10	29	6	4	7	84	1.7	0.7	6.0

32

#32 Garcia

2013-2014

Averaged 5.7 points, 2.2 rebounds and 1.1 assists per game in 55 games (four starts)... went 5-of-9 (.556) from beyond the arc en route to 19 points (7-13 FG) vs. Charlotte (10/30/13) ... came off the bench with a season-high 21 points (9-14 FG, 3-6 3FG) vs. Atlanta (11/27/13) ... registered 15 points on 5-of-7 from downtown vs. Brooklyn (11/29/13), adding five assists and three blocks... started for Chandler Parsons (back spasms) at Utah (12/2/13), recording 13 points (5-10 FG), six boards and a season-high four blocked shots in 34:31 of action ... started again at forward vs. Phoenix (12/4/13) ... recorded 16 points (6-11 FG, 4-8 3FG) in a start at guard for James Harden (ankle) at Detroit (12/21/13) ... made another start at guard and handed out a season-high six assists vs. Dallas (12/23/13)... tied his season high of six boards vs. Denver (4/6/14) DND for one game (11/11/13) with flu symptoms... placed on the inactive list for one game (1/18/14) and DND seven games (1/20/14-2/1/14) due to a sore left knee ... NWT two games (3/22/14-3/24/14) for personal reasons.

Professional

Has averaged 8.0 points, 2.6 rebounds and 1.4 assists in 535 career games (137 starts) with Houston and Sacramento ... owns 26 career 20-point performances, including three outings of 30 or more points ... has posted three career double-doubles ... was the longest tenured King when acquired by the Rockets, averaging 8.3 points, 2.7 rebounds and 1.4 assists in 462 career games (128 starts) with Sacramento. **2012-13:** In his first season with Houston, averaged 6.4 points, 1.3 rebounds, 1.1 assists and 0.78 steals in 18 games (five starts) with the Rockets averaged 5.2 points, 1.7 boards and 1.1 assists in 17.8 minutes per outing over 40 games (15 starts) ... recorded a season-high 25 points (9-16 FG) and three blocks with the Kings at Dallas (12/10/12), setting his career best in 3-pointers made (7-12 3FG) ... made his Rockets debut vs. Dallas (3/3/13), scoring eight points (2-4 3FG) ... matched his season-high three steals at Golden State (3/8/13) and three at Phoenix (3/9/13) ... ler Parsons (sickness) vs. Orlando (4/1/13), totaling 14 points (5-6 FG, 4-5 3FG), a season-high five assists and three blocks ... got start at small forward with Parsons out (calf) at Portland (4/5/13), notching 11 points (3-7 3FG) and a season-high-tying three steals ... netted 12 points on 4-of-8 shots from downtown in a start for Parsons (calf) at Denver (4/6/13) ... recorded 15 points (6-13 FG, 3-10 3FG) in another start vs. Phoenix (4/9/13) ... also started vs. Memphis (4/12/13). **2011-2012:** With the Kings, averaged 4.8 points, 2.0 rebounds, 0.6 assists and 16.3 minutes in 49 games (three starts) ... scored in double-figures in 12 games ... **2010-2011:** Averaged 9.7 points, 2.3 rebounds, 1.2 assists and 23.9 minutes in 58 games (34 starts) with Sacramento ... as a starter, averaged 11.0 points, 2.6 rebounds, 1.4 assists, 1.09 steals and 26.8 minutes in 34 games. **2009-2010:** With Sacramento, averaged 8.1 points, 2.6 rebounds, 1.8 assists and 23.0 minutes in 25 games (four starts) ... missed the first 52 games of the campaign after undergoing successful surgery to repair a fractured right forearm and ligament damage in the wrist. **2008-2009:** Averaged a career-high 12.7 points, 3.4 rebounds, a career-high 2.3 assists, 1.23 steals, a career-high 1.03 blocks and 30.4 minutes in 65 games (36 starts) with the Kings. **2007-2008:** With Sacramento, averaged 12.3 points, 3.3 rebounds, 1.6 assists, 1.22 steals and 26.5 minutes in 79 games (20 starts) ... averaged 16.4 points, 4.6 rebounds, 2.6 assists and 1.74 steals as a starter ... tallied 20 or more points in a career-high 14 games and 30 or more in three outings ... scored a career-high 31 points at Phoenix (11/21/07) and matched total with 31 points at Golden State (4/8/08) ... recorded 22 points (9-18 FG) and a career-best 12 rebounds vs. Indiana (1/12/08). **2006-2007:** Averaged 6.0 points, 2.6 rebounds, 1.1 assists and 17.8 minutes in 79 games (five starts) with the Kings ... tallied 20 or more points in one game

... as a starter, averaged 15.4 points, 6.0 rebounds, 2.8 assists, 1.2 steals and 35.0 minutes in five outings. **2005-2006:** Saw action in 67 games as a rookie in with Sacramento, averaging 5.6 points, 2.8 rebounds, 1.4 assists and 19.5 minutes ... recorded one double-double with 21 points and 10 rebounds vs. Phoenix (1/17/06).

Playoffs

Owns career averages of 6.0 points, 1.7 rebounds and 0.7 assists in 14 playoff games (three starts) with Sacramento and Houston. **2014:** Totaled seven points in 22 minutes played during two appearances in the six game series against the Portland Trail Blazers. **2013:** Averaged 10.7 points, 3.3 rebounds and 1.5 assists in six games (three starts) with the Rockets ... registered a playoff-career-high 18 points (7-13 FG, 4-8 3FG), five rebounds and three blocked shots in Game Three vs. Oklahoma City (4/27/13) ... made his first career playoff start in Game Four vs. Oklahoma City (4/29/13) ... equaled his playoff-best 18 points (6-14 FG) in a start in Game Five at Oklahoma City (5/1/13), which included setting his playoff high of five 3-pointers made (5-12 3FG) ... scored 11 points (3-6 3FG) in another start in Game Six vs. Oklahoma City (5/3/13), adding playoff bests of six rebounds and five assists. **2006:** Appeared in six games against San Antonio, totaling 13 points, two rebounds, two steals, two blocks and one assist.

International Play

Played with the Dominican Republic National Team in the 2009 Tournament of the Americas held in San Juan, Puerto Rico ... led the Dominican Republic National Team to a bronze medal in the 2008 Centrobasket Tournament in Mexico ... participated in the 2005 FIBA America's World Championship Qualifying Tournament held in the Dominican Republic ... won a silver medal in the 2003 Pan American Games.

College


Averaged 14.4 points, 3.9 rebounds, 3.5 assists, 1.48 steals and 1.37 blocks in 98 games (80 starts) at Louisville (2002-03 to 2003-04) ... finished collegiate career ranked fourth in Cardinal history in 3-pointers made (180), third in free throw percentage, eighth in blocked shots (134), and 23rd in points scored (1,413) ... as a sophomore (2003-04), earned First-Team All-Conference USA honors ... honored as the C-USA Freshman of the Year (2002-03) and earned C-USA All-Tournament honors.

Personal

Born Francisco Alberto Garcia on Dec. 31, 1981, in Santo Domingo, Dominican Republic ... nickname is "Flaco" ... son of Miguelina Garcia ... father to daughter, Abigail Marie ... younger brother, Hector Lopez, died in Dec. 2003 ... joins Atlanta's Al Horford as the only current NBA players born in the Dominican Republic ... named the 2009 Oscar Robertson Triple-Double Award winner, bestowed annually to a Kings player that personifies excellence on and off the basketball court ... twice named to the Louisville Athletic Director's Honor Roll recognizing athletes with a GPA of 3.0 or better ... majored in communications at Louisville ... played baseball and basketball in high school at The Winchendon School (MA) ... also attended Cheshire Academy (CT).

Transactions

Selected by Sacramento as an early entry candidate out of Louisville with the 23rd overall pick in the 2005 NBA Draft ... signed a multi-year contract with the Kings on July 6, 2005... re-signed by Sacramento to a multi-year contract extension on Sept. 29, 2008 ... acquired by Houston in a trade with Sacramento on Feb. 20, 2013. Re-signed by Houston on August 21, 2014.



13 | JAMES HARDEN

GUARD

HEIGHT/WEIGHT

6-5/220

NBA EXPERIENCE

5

COLLEGE

Arizona State

HIGH SCHOOL

Artesia (Los Angeles, CA)

BIRTHDATE

August 26, 1989

BIRTHPLACE

Bellflower, CA

HOW ACQUIRED

Trade with Oklahoma City on October 27, 2013

HARDEN'S CAREER HIGHS

Minutes	48, 11/11/2013, vs Toronto	Defensive Rebounds	11, 02/02/2013, vs Charlotte
Field Goals	14, 02/20/2014, at Golden State (5)	Rebounds	12, 02/06/2013, at Miami
Field Goal Attempts	28, 03/09/2014, vs Portland	Assists	13, 04/12/2014, vs New Orleans (2)
Three-Point Field Goals	7, 03/09/2014, vs Portland (3)	Steals	7, 01/05/2013, at Cleveland
Three-Point Attempts	13, 04/17/2013, at L.A. Lakers	Turnovers	9, 04/09/2013, vs Phoenix
Free Throws	22, 12/26/2013, vs Memphis	Blocked Shots	4, 01/18/2013, at Indiana
Free Throw Attempts	25, 12/26/2013, vs Memphis	Points	46, 02/20/2013, vs Oklahoma City
Offensive Rebounds	5, 12/04/2012, vs L.A. Lakers		

HARDEN'S CAREER STATS

REGULAR SEASON										REBOUNDS									
YEAR	G-S	MIN	FGM-A	PCT	3FGM-A	PCT	FTM-A	PCT		OFF-DEF-TOT	AST	PF-D	ST	TO	BLK	TP	RPG	APG	PPG
2009-10 (OKC)	76-0	1738	233-578	.403	93-248	.375	194-240	.808		47-197-244	137	200	80	106	20	753	3.2	1.8	9.9
2010-11 (OKC)	82-5	2189	298-684	.436	113-324	.349	289-343	.843		42-213-255	176	207	92	106	24	998	3.1	2.1	12.2
2011-12 (OKC)	62-2	1946	309-629	.491	114-292	.390	312-369	.846		30-222-252	229	150	62	137	15	1044	4.1	3.7	16.8
2012-13 (HOU)	78-78	2985	585-1337	.438	179-486	.368	674-792	.851		62-317-379	455	178	142	295	38	2023	4.9	5.8	25.9
2013-14 (HOU)	73-73	2777	549-1205	.456	177-483	.366	576-665	.866		61-283-344	446	177	115	265	29	1851	4.7	6.1	25.4
Totals	371-158	11635	1974-4433	.445	676-1833	.369	2045-2409	.849		242-1232-1474	1443	912	491	909	126	6669	4.0	3.9	18.0

PLAYOFFS										REBOUNDS									
YEAR	G-S	MIN	FGM-A	PCT	3FGM-A	PCT	FTM-A	PCT		OFF-DEF-TOT	AST	PF-D	ST	TO	BLK	TP	RPG	APG	PPG
2008-10 (OKC)	6-0	120	12-31	.387	6-16	.375	16-19	.842		1-14-15	11	14	6	3	1	46	2.5	1.8	7.7
2010-11 (OKC)	17-0	537	66-139	.475	23-76	.303	66-80	.825		10-81-91	61	48	21	28	13	221	5.4	3.6	13.0
2011-12 (OKC)	20-0	630	93-214	.435	32-78	.410	108-126	.857		13-89-102	68	67	31	42	2	326	5.1	3.4	16.3
2012-13 (HOU)	6-6	243	45-115	.391	15-44	.341	53-66	.803		5-35-40	27	18	12	27	6	158	6.7	4.5	26.3
2013-14 (HOU)	6-6	263	50-133	.376	16-54	.296	45-50	.900		5-23-28	35	21	12	21	1	161	4.7	5.8	26.8
Totals	55-12	1793	266-632	.421	92-268	.343	288-341	.845		34-242-276	202	168	82	121	23	912	5.0	3.7	16.6

34

#13 Harden

2013-14

Selected by the head coaches as a reserve for the 2014 NBA All-Star Game, which marked his second consecutive All-Star selection ... named as a replacement starter for the 2014 NBA All-Star Game (2/16/14), totaling eight points (2-6 3FG), five assists, one board and one steal in 23:46 of action ... twice named Western Conference Player of the Week for games played Feb. 24-Mar. 2 and Mar. 3-Mar. 9, marking the fifth such honor of his career (10/30/12-11/4/12, 12/31/12-1/6/13 and 3/18/13-3/24/13) ... first Rockets player ever to pick up Player of the Week honors in consecutive weeks in the same season ... Named to All-NBA First Team...recorded 35 points (14-16 FT), nine rebounds, five assists, four steals and two blocked shots vs. the L.A. Lakers (11/7/13), becoming the first Rockets player to reach those totals in a game since Hakeem Olajuwon posted 42 points, 13 boards, six assists, five thefts and four blocks back in 1992-93 vs. the L.A. Clippers (4/6/93) ... finished with 26 points (7-19 FG, 9-11 FT), 10 assists and three steals in a 110-104 2OT win vs. Toronto (11/11/13) ... collected 36 points (9-17 FG, 16-18 FT) and nine boards in a 109-106 victory at New York (11/14/13) ... scored 16 of his 31 points (10-19 FG, 8-13 FT) in the fourth quarter of a 112-106 win at San Antonio (11/30/13) ... registered 37 points (12-22 FG, 10-10 FT) and a game-high eight assists at Utah (12/2/13) ... totaled 34 points (13-22 FG), seven boards and four assists in a 105-83 win vs. Golden State (12/6/13) ... finished with 27 points (7-17 FG, 10-11 FT), 10 assists and eight boards vs. Orlando (12/8/13) ... netted 16 (6-7 FG, 2-2 3FG, 2-2 FT) of his game-high 28 points in the fourth quarter of a 111-98 win at San Antonio (12/25/13) ... became the first player in NBA history to register at least 27 points on two or fewer field goals made (2-9 FG) vs. Memphis (12/26/13), finishing a career-best 22-of-25 from the stripe and tying the Rockets single-game record for free throws made (22-27 FT) by Sleepy Floyd on 2/3/91 vs. Golden State ... registered 38 points (12-26 FG, 5-11 3FG, 9-10 FT) and a season-high 10 rebounds vs. Sacramento (12/31/13) ... racked up 37 points (10-19 FG, 5-10 3FG), seven rebounds and six assists in a 102-100 win vs. New York (1/3/14), which included a perfect 12-of-12 outing from the free throw line ... scored 38 points (14-23 FG, 8-11 FT) and made five steals in a 113-99 win vs. the L.A. Lakers (1/8/14) ... became the first Rockets player to score at least 37 points in three consecutive games since Olajuwon back in 1994-95 (three games: 42 on 12/29/94, 37 on 12/30/94 and 41 on 1/3/95) ... made a season-high three blocks in a 104-92 win at Boston (1/13/14) ... recorded 22 points (7-16 FG) and five steals vs. Milwaukee (1/18/14) ... collected 10 points (5-6 FT) and a career-high 13 assists vs. Memphis (1/24/14) ... played in his 120th game with Houston vs. Phoenix (2/5/14), scoring 23 points on 12-for-12 from the foul line to become just the third player to score at least 3,000 points in his first 120 games played with the Rockets: Elvin Hayes (3,320), Tracy McGrady (3,056) and Harden (3,022) ... scored the deciding bucket with seven-tenths of a second left in a 113-112 win vs. Washington (2/12/14), finishing with 35 points (8-14 FG), six boards and six assists, while matching his career best for most free throws made without a miss (16-16 FT). DND for one game (11/13/13) with a bruised left foot ... DND three other games (11/23/13-11/27/13) with a sore left foot ... did not start at Detroit (12/21/13) due to a sprained left ankle, but made himself available in second half due to injuries ... DND for one game (12/23/13) with a sprained left ankle ... DND for two games (1/28/14-1/29/14) with a bruised left thumb suffered at Memphis (1/25/14).

Professional

In just five seasons James Harden has appeared in the All-Star Game twice (starting in 2014), won the 2011-12 NBA Sixth Man of the Year Award and been named the

NBA Player of the Week five times over the course of three different seasons. Harden holds career averages of 18.0 points, 4.0 rebounds, 3.9 assists and 1.3 steals per game in 371 career appearances. **2012-13:** Named to the 2012-13 All-NBA Third Team, marking his first career All-NBA Team selection ... just the seventh player in Rockets history to earn All-NBA recognition ... had one of the greatest statistical seasons in team history in his first campaign with Houston ... averaged 25.9 points, 4.9 rebounds and 5.8 assists in 78 games (78 starts) ... ranked fifth in the NBA in points per game (25.9), second in free throws made (674) and first in free throw attempts (792) ... also ranked seventh in the NBA in steals per game (1.82), notching a team-high 21 games with at least three steals ... topped the Rockets (or tied) in scoring on 59 occasion and led the squad in assists 38 times ... became just the fifth player in team history to reach 2,000 points in one campaign (2,023 points) ... DND for one game (12/10/12) with a sprained right ankle that he suffered vs. Dallas (12/8/12) ... DNP for one other game (2/13/13) with a right ankle sprain that he suffered at Golden State (2/12/13) ... also DND for two games (3/30/13-4/1/13) with a sore right foot ... recorded two 40-point games and netted a career single-season best 23 30-point performances (Rockets record: 16-7) ... also had a career single-season high 65 20-point outings ... registered the first nine double-doubles of his career (Rockets record: 7-2) ... surpassed Moses Malone's team mark for free throws made in a season (630 FTM in 1981-82), joining Malone as the only two Rockets players to ever reach 600 free throws made in a single season ... joined Gilbert Arenas (2005-06 and 2006-07), Kobe Bryant (2005-06 and 2007-08) and Jerry Stackhouse (2000-01) as the only four players in NBA history to record at least 600 free throws made and hit 150 or more 3-pointers in one season ... named NBA Western Conference Player of the Week three times in his career with all coming in 2012-13 (Oct. 30-Nov. 4, Dec. 31-Jan. 6 and Mar. 18-Mar. 24) ... joined Tracy McGrady (four times in 2004-05) and Hakeem Olajuwon (three times in 1992-93) as the only Rockets to ever capture Player of the Week honors three or more times in one season ... named as a reserve for the 2013 NBA All-Star Game, marking the first time in his career to be selected as an All-Star ... recorded 15 points (6-13 FG, 3-8 3FG), six rebounds and three assists in a 143-138 win by the West in the 2013 NBA All-Star Game in Houston (2/17/13) ... also competed in the 2013 Sears Shooting Stars as part of State Farm All-Star Saturday Night (2/16/13) ... coached the West team to a 58-38 win at the 2013 Sprint NBA All-Star Celebrity Game (2/15/13) ... became the first-ever NBA player to score 37 or more points while registering a double-digit assist total in his team debut, posting 37 points (14-25 FG, 4-10 3FG, 5-6 FT), a career-high 12 assists, six rebounds, four steals and one block in a 105-96 win at Detroit (10/31/12) ... just the fourth NBA player in the last 25 years to post those totals in a single game and matched the third-highest point total for any NBA player in his team debut (most for Rockets debut) ... totaled 45 points (14-19 FG, 2-4 3FG, 15-17 FT) at Atlanta (11/2/12) ... his 82 total points were the most scored by a player in his first two games with a team in NBA history, surpassing the previous mark held by Wilt Chamberlain, who scored 79 points in his first two career games with the Philadelphia Warriors in 1959 ... left the game (upper respiratory distress) in the second quarter at Utah (11/19/12) ... led the Rockets with 33 points (7-15 FG, 3-5 3FG) and a game-high nine assists in a 131-103 win vs. New York (11/23/12), which included going a perfect 16-of-16 from the free throw line ... had a game-high 24 points (9-19 FG, 4-8 3FG) and a career-high-tying 12 assists vs. Toronto (11/27/12) ... recorded 15 points (9-11 FT) and 10 rebounds vs. the L.A. Lakers (12/4/12) ... topped Houston with 39 points (10-17 FG, 4-9 3FG, 15-16 FT) and nine assists vs. Dallas (12/8/12), notching 30 points (8-10 FG, 3-4 3FG, 11-11 FT) in the first half alone ... led Houston with 28 points (9-18 FG) and 10 rebounds

#13 Harden

at New York (12/17/12) ... totaled 33 points (7-12 FG, 17-18 FT) and seven assists vs. Philadelphia (12/19/12) ... collected 31 points (9-13 FG, 3-3 3FG, 10-12 FT), eight assists and three steals vs. Memphis (12/22/12), despite sitting out the entire fourth quarter of a 121-96 win ... netted 30 points (11-22 FG) at Minnesota (12/26/12), which included scoring 17 fourth-quarter points to lift the Rockets to an 87-84 win ... scored a game-high 33 points (10-22 FG, 10-13 FT) to go with seven assists at San Antonio (12/28/12) ... collected 29 points (6-17 FG, 14-15 FT) and a career-high seven steals at Cleveland (1/5/13) ... finished with 31 points (11-19 FG, 8-8 FT), nine assists and six boards vs. the L.A. Lakers (1/8/13) ... netted 25 or more points in 14 straight games (12/16/12-1/9/13) to set the franchise record previously held by Malone at 13 in a row (1/26/82-2/23/82) ... had a career-best four blocks at Indiana (1/18/13) ... recorded a streak of 20-plus point games in a career-high 22 consecutive outings (12/7/12-1/16/13), which ranks as the fifth longest such streak in Rockets history ... led the Rockets in scoring outright (no ties) in 20 consecutive games (12/12/12-1/16/13), which stands as the second longest streak in team history (23 games by Malone from 2/26/82-4/11/82) ... totaled career highs in free throws made (19) and attempted (21) in a 100-94 win at Charlotte (1/21/13), which included going 10-of-10 from the charity stripe in the fourth quarter alone ... recorded a career-best streak of 36 consecutive free throws made (1/21/13-1/26/13) ... registered the first triple-double of his career with 21 points (6-11 FG, 8-9 FT), 11 rebounds and 11 assists vs. Charlotte (2/2/13) ... led the Rockets with 36 points (10-16 FG, 4-7 3FG, 12-13 FT), a career-best 12 rebounds, seven assists and three steals at Miami (2/6/13), becoming the first Rockets player to amass such totals in a single game since Olajuwon (3/23/96 on vs. Minnesota) ... finished with a game-high 35 points (13-16 FG, 4-5 3FG, 5-6 FT), 11 assists and seven boards vs. Portland (2/8/13), which included going a perfect 8-of-8 (2-2 3FG, 2-2 FT) from the field for 20 points in the first half alone ... tallied a game-high 30 points (10-20 FG, 8-11 FT) at Sacramento (2/10/13), giving him 30-plus points in a career-best three straight games (2/6/13-2/10/13) ... registered a career-high 46 points (14-19 FG, 11-12 FT), seven rebounds and six assists in a 122-119 win vs. Oklahoma City (2/20/13), which included setting his career best in 3-pointers made (7-8 3FG) ... led all Western Conference scorers in the month of Feb. 2013 (28.7 ppg) and was third in the West in steals per game (2.10 spg) ... hit a perfect 16-of-16 from the free throw line at Dallas (3/6/13), finishing with 28 points (5-17 FG) and nine assists ... scored 20 points (3-17 FG, 11-14 FT) and dished out 11 assists at Golden State (3/8/13) ... registered 38 points (11-17 FG, 9-12 FT) and eight assists at Phoenix (3/9/13), which included matching his career high in 3-pointers made (7-10 3FG) ... had at least one theft in a career-best 28 straight games (1/9/13-3/9/13), which was the longest such streak by a Rockets player since Steve Francis (29 from 2/9/04-4/9/04) ... posted 37 points (8-16 FG, 5-10 3FG, 16-18 FT), eight assists and seven boards vs. Minnesota (3/15/13), including a 25-point second half in a 108-100 comeback win over the Wolves ... posted 21 points (6-16 FG, 6-6 FT), 10 rebounds, eight assists and three steals vs. Golden State (3/17/13) ... scored a game-high 29 points (5-14 FG) vs. Utah (3/20/13) off a 17-of-18 performance from the free throw line ... finished with 29 points (6-16 FG, 15-17 FT), nine rebounds, six assists, two steals and two blocks vs. San Antonio (3/24/13), hitting a shot with 4.5 seconds left to lift the Rockets to a 96-95 win over the Spurs ... racked up 33 points (11-21 FG, 4-9 3FG) in a 116-98 win at Portland (4/5/13) ... went 10-for-10 from the stripe at Denver (4/6/13) to surpass Malone's Rockets record for free throws made in a season ... finished with 33 points (9-21 FG, 13-14 FT), six boards, six assists and three thefts vs. Phoenix (4/9/13), as goaltending was ruled on his 3-point attempt as time

expired to give the Rockets a 101-98 win ... registered 30 points (7-24 FG, 5-10 3FG, 11-14 FT) vs. Memphis (4/12/13) and totaled 30 more points (8-25 FG, 10-12 FT) at the L.A. Lakers (4/17/13). **2011-2012:** Averaged 16.8 points, 4.1 rebounds and 3.7 assists in 62 games (two starts) with Oklahoma City ... received the 2011-12 NBA Sixth Man Award (received 584 of a possible 595 points, including 115 of a possible 119 first-place votes) ... was the leading bench scorer in the NBA with a 16.8 point per game average (min. 40 games off the bench) ... scored in double-figures in all but four of his appearances during the season ... scored 20-plus points on 15 occasions (Thunder record: 14-1), including two 30-point efforts (record: 2-0) and one 40-point outing ... scored a season-high 40 points (12-17 FG) at Phoenix (4/18/12), becoming the first NBA player in a reserve role to score 40 points since Dallas guard Rodrigue Beaubois (3/27/10) ... also had 33 points (11-16 FG) vs. Charlotte (3/10/12) ... had a season-high nine assists at Dallas (2/1/12). **2010-2011:** In his second season with Oklahoma City, came off the bench to score 10-plus points in 27 of the final 29 games of the season (included a season-long 18-game streak 2/15/10-3/25/11) ... Thunder went 4-1 with him in the starting lineup and 7-3 when he scored 20-plus points ... scored 10-plus points on 54 occasions, including a season-high 26 points (8-12 FG) vs. Phoenix (3/6/11). **2009-2010:** Named to the NBA's All-Rookie Second Team as a member of the Thunder ... recorded the fourth highest 3-point percentage in NBA history (.375) for a player under the age of 21 (min. of 150 attempts) ... posted a season-high 26 points vs. Golden State (12/7/09) ... connected on seven straight 3-point field goals over two games, recording the most consecutive 3-point makes by a rookie since Houston guard Michael Dickerson made eight straight (5/4/99-5/5/99) ... ranked sixth in his rookie class in 3-point field goal percentage (.375; 93-248 3FG) and shot .808 from the free throw line, which was seventh among NBA rookies (min. 30 attempts).

In the Playoffs

Has appeared in the postseason in each of his five NBA seasons ... owns career playoff averages of 16.6 points, 5.0 rebounds, 3.7 assists and 1.5 steals in 55 career postseason game (12 starts) with Oklahoma City and Houston. **2014:** Averaged 26.8 points, 4.7 rebounds, 5.8 assists, and 2.0 steals in six games for the Rockets in their opening-round playoff series with Portland **2013:** Averaged 26.3 points, 6.7 rebounds, 4.5 assists, 2.00 steals and 1.00 blocks in six starts with the Rockets in their opening-round playoff series with Oklahoma City ... finished with playoff career highs of 36 points (9-24 FG) and 11 boards in Game Two at Oklahoma City (4/24/13), while recording the third most free throws made in a Rockets playoff game (17) and tying for the most attempts (20) ... made a playoff-career-high five steals in Game Four vs. Oklahoma City (4/29/13) ... topped the Rockets with 31 points (10-16 FG) in Game Five at Oklahoma City (5/1/13), which included making his first seven 3-point attempts en route to setting his playoff career high in treys (7-9 3FG) ... marked his fourth career 30-point performance in the playoffs (30 on 5/29/12 at San Antonio) ... matched his postseason-best seven assists in Game Six vs. Oklahoma City (5/3/13). **2012:** Scored in double figures on 17 occasions with the Thunder during 2012 postseason ... scored 15 of his game-high 29 points in the fourth quarter of Game Four's series-clinching victory at Dallas in the First Round ... registered 30 points on 10-of-13 shooting in Game Two at San Antonio (5/29/12) in the Western Conference Finals ... leading 103-101, connected on 3-point field goal with 29 seconds left in Game Five at San Antonio to give the Thunder a five-point advantage. **2011:** Scored 10-plus points 11 times with the Thunder, including three 20-point efforts ... topped all reserves with 23 points in a Game Two victory vs. Dallas ... made four 3-pointers in the second half en route to 17 points and

#13 Harden

four steals during a Game Seven victory in the Semifinal vs. Memphis ... also led all reserves with 19 points (10-10 FT) during Game Four's triple-OT victory over Memphis. **2010:** Played in six games with the Thunder in his first postseason appearance.

College

Was a two-time First-Team All-Pac 10 selection at Arizona State ... as a sophomore, was named an AP First-Team All American and the Pac-10 Player of the Year ... was the third Sun Devil in school history to earn Pac-10 Player of the Year honors, joining Eddie House and Ike Diogu ... joined Jason Kidd and Mike Bibby in becoming just the third sophomore in league history to win the award ... became just the fifth player in Pac-10 history to lead the league in scoring (20.1 ppg) and steals (1.69 spg) when he accomplished the feat in 2008-09.

International Play

Won a gold medal as a member of Team USA during the 2012 Olympics in London and FIBA World Championship as a captain of Team USA during the 2014 FIBA World Cup in Spain.

Personal

Born James Edward Harden Jr. on Aug. 26, 1989, in Bellflower, California ... lists his mother, Monja Willis, as the biggest influence in his life ... supports the community through his James Harden Foundation ... joined his mother and other family members in hosting five Houston area families on a shopping spree at Super Target on Dec. 21, 2012 ... families were selected by Houston Children's Charities because of their need for assistance during the 2012 holiday season ... hosted the James Harden Basketball Camp in 2013 and 2014 in The Woodlands, Texas ... led Artesia High School to a 33-2 record in his senior year and second straight state title, as well as earning Trophy-Case Player of the year honors ... went to the same high school that produced Ed and Charles O'Bannon and Jason Kapono ... enjoys playing video games ... favorite food is chicken pasta.


In Transactions

Drafted by Oklahoma City with the third overall pick in the 2009 NBA Draft ... acquired by the Rockets along with Cole Aldrich, Daequan Cook and Lazar Hayward from the Thunder in exchange for Kevin Martin, Jeremy Lamb and three future draft selections on Oct. 27, 2013 ... signed a multi-year contract extension with Houston on Oct. 31, 2013.



Players





HEIGHT/WEIGHT

6-11/265

NBA EXPERIENCE

10

HIGH SCHOOL

S.W. Atlanta Christian Academy (Atlanta, GA)

BIRTHDATE

December 8, 1985

BIRTHPLACE

Atlanta, GA

HOW ACQUIRED

Signed as an unrestricted free agent on July 13, 2013

12 | DWIGHT HOWARD

CENTER / FORWARD

HOWARD'S CAREER HIGHS

Minutes

51, 03/28/2007, at Boston

Field Goals

16, 03/05/2012, at Toronto (3 times)

Field Goal Attempts

24, 11/10/2007, vs Phoenix

Three-Point Field Goals

1, 01/18/2014, vs Milwaukee (4 times)

Three-Point Attempts

1, 04/16/2014, at New Orleans (46 times)

Free Throws

25, 03/12/2013, at Orlando

Free Throw Attempts

39, 03/12/2013, at Orlando (Twice)

Offensive Rebounds

11, 02/10/2005, vs Atlanta

Defensive Rebounds

23, 01/06/2013, vs Denver

Rebounds

26, 10/30/2013, vs Charlotte (3 times)

Assists

7, 11/13/2013, at Philadelphia (3 times)

Steals

5, 03/27/2013, at Minnesota (5 times)

Turnovers

11, 02/26/2007, at Chicago

Blocked Shots

10, 11/12/2008, at Oklahoma City

Points

45, 01/12/2012, at Golden State (Twice)

HOWARD'S CAREER STATS

REGULAR SEASON

YEAR	G-S	MIN	FGM-A	PCT	3FGM-A	PCT	FTM-A	PCT	REBOUNDS	OFF-DEF-TOT	AST	PF-D	ST	TO	BLK	TP	RPG	APG	PPG
2004-05 (ORL)	82-82	2670	352-677	.520	0-2	.000	277-413	.671	287-536-823	75	232	77	165	136	981	10.0	0.9	12.0	
2005-06 (ORL)	82-81	3021	468-881	.531	0-2	.000	356-598	.595	288-734-1022	125	277	65	217	115	1292	12.5	1.5	15.8	
2006-07 (ORL)	82-82	3023	526-873	.603	1-2	.500	390-666	.586	283-725-1008	158	245	70	317	156	1443	12.3	1.9	17.6	
2007-08 (ORL)	82-82	3088	583-974	.599	0-4	.000	529-897	.590	279-882-1161	110	274	74	263	176	1695	14.2	1.3	20.7	
2008-09 (ORL)	79-79	2821	560-979	.572	0-2	.000	504-849	.594	336-757-1093	112	270	77	240	231	1624	13.8	1.4	20.6	
2009-10 (ORL)	82-82	2843	510-834	.612	0-7	.000	483-816	.592	284-798-1082	144	287	75	274	228	1503	13.2	1.8	18.3	
2010-11 (ORL)	78-78	2935	619-1044	.593	0-7	.000	546-916	.596	309-789-1098	107	258	107	279	186	1784	14.1	1.4	22.9	
2011-12 (ORL)	54-54	2070	416-726	.573	0-7	.000	281-572	.491	200-585-785	104	159	81	175	116	1113	14.5	1.9	20.6	
2012-13 (LAL)	76-76	2722	470-813	.578	1-6	.167	355-721	.492	251-694-945	108	291	84	225	186	1286	12.4	1.4	17.1	
2013-14 (HOU)	71-71	2396	473-800	.591	2-7	.286	349-638	.547	231-635-866	131	240	60	229	128	1297	12.2	1.8	18.3	
Totals	768-767	27589	4977-8601	.579	4-46	.087	4070-7086	.574	2748-7135-9883	1174	2533	770	2384	1658	14028	12.9	1.5	18.3	

PLAYOFFS

YEAR	G-S	MIN	FGM-A	PCT	3FGM-A	PCT	FTM-A	PCT	REBOUNDS	OFF-DEF-TOT	AST	PF-D	ST	TO	BLK	TP	RPG	APG	PPG
2006-07 (ORL)	4-4	167	23-42	.548	0-0	--	15-33	.455	16-43-59	7	13	2	17	4	61	14.8	1.8	15.3	
2007-08 (ORL)	10-10	421	72-124	.581	0-0	--	45-83	.542	60-98-158	9	38	8	32	34	189	15.8	0.9	18.9	
2008-09 (ORL)	23-23	903	161-268	.601	0-2	.000	145-228	.636	99-254-353	43	102	20	67	60	467	15.3	1.9	20.3	
2009-10 (ORL)	14-14	497	86-140	.614	0-0	--	82-158	.519	38-117-155	19	59	11	51	49	254	11.1	1.4	18.1	
2010-11 (ORL)	6-6	258	51-81	.630	0-1	.000	60-88	.682	27-66-93	3	25	4	33	11	162	15.5	0.5	27.0	
2012-13 (LAL)	4-4	126	26-42	.619	0-0	--	16-36	.444	10-33-43	4	17	2	16	8	68	10.8	1.0	17.0	
2013-14 (HOU)	6-6	231	58-106	.547	0-0	--	40-64	.625	27-55-82	11	25	4	19	17	156	13.7	1.8	26.0	
Totals	67-67	2603	477-803	.594	0-3	.000	403-690	.584	277-666-943	96	279	51	235	183	1357	14.1	1.4	20.3	

38

#12 Howard

2013-2014

Named a reserve for the 2014 NBA All-Star Game, which marked the eighth time in his career to be selected an All-Star ... posted eight points (4-6 FG), a game-high 11 rebounds and three assists in 13:17 of action in the 2014 NBA All-Star Game in New Orleans (2/16/14) ... Named to All-NBA Second Team...made his Rockets regular season debut by posting 17 points (8-14 FG), 26 boards (20 defensive) and two blocks vs. Charlotte (10/30/13), equaling his career high of 26 rebounds done twice before (26 on 4/15/06 vs. Philadelphia and 26 on 1/6/13 vs. Denver) ... totaled 18 points (7-12 FG), 24 rebounds and five blocked shots vs. Toronto (11/11/13), including 17 points (7-11 FG), 11 boards and three blocks in the first half alone ... netted 25 points (4-6 FG) off a 17-of-24 (.708) night from the free throw line vs. Denver (11/16/13), scoring 18 of his 25 points in the fourth quarter by going 14-of-20 from the stripe ... made his first 11 shots of the game and posted 33 points (12-16 FG, 9-13 FT) to go along with 11 boards at Dallas (11/20/13) ... tied his career high for most consecutive field goals made to start a game (11-11 FG on 2/24/10 at Houston) ... had 15 points (7-9 FT) and 18 rebounds (8 offensive) vs. Phoenix (12/4/13) ... added 22 points (5-8 FG, 12-20 FT), 18 boards and three steals in a 105-83 win vs. Golden State (12/6/13) ... posted 20 points (6-12 FG, 8-14 FT), 22 rebounds (8 offensive), three assists, three blocks and two steals vs. Orlando (12/8/13), becoming the first Rockets player to post a 20-20 game since Luis Scola on 3/6/10 at Minnesota (25 pts., 21 rebs.) ... also became the first Rockets player since Ralph Sampson in 1985-86 to pull down 18 or more rebounds in three consecutive games ... topped the Rockets with 32 points (14-22 FG), 17 rebounds and three blocks at Portland (12/12/13) ... netted 18 points (5-6 FG, 1-1 3FG) at Golden State (12/13/13), going a perfect 7-for-7 from the stripe for the second most free throws made without a miss in his career (8-8 FT on 3/2/05 vs. Sacramento) ... scored a season-high 35 points (13-18 FG, 9-14 FT), grabbed 19 boards, dished five assists and had three blocks in leading the Rockets to a 114-97 win at Detroit (12/21/13) ... registered 15 points (7-12 FG) and a game-high 20 rebounds in a 111-98 win at San Antonio (12/25/13) ... posted 20 points (5-14 FG) behind a 10-of-24 outing from the stripe in a 113-99 win vs. the L.A. Lakers (1/8/14), adding 13 rebounds, a season-best four steals, three assists and one block ... became the first Rockets player to ever attempt at least 24 free throws in two separate games within a single season ... led the Rockets with 32 points (11-17 FG, 10-18 FT) and 11 rebounds in a 104-92 win at Boston (1/13/14) ... posted 20 points (8-11 FG) and 14 rebounds vs. Milwaukee (1/18/14), including his second 3- pointer of the season (1-1 3FG) ... topped Houston with 23 points (5-15 FG) and 16 rebounds in a 97-90 win vs. San Antonio (1/28/14), while making 13-of-25 free throws ... notched a game-high 34 points (11-17 FG, 12-18 FT), 14 boards, three steals and two blocks in a 122-108 win vs. Phoenix (2/5/14) ... topped Houston in points (27), rebounds (13) and assists (5) in a 101-95 win at Milwaukee (2/8/14) ... in his return trip to Los Angeles to face the Lakers (2/19/14), posted 20 points (9-14 FG), a game-high 13 rebounds and three blocks in a 134-108 win ... made 21 rebounds and four blocks at Golden State (2/20/14) ... marked his fifth 20-rebound game of the season (67 career) ... led the Rockets with 22 points (8-13 FG, 6-8 FT) and a game-high 16 rebounds in a 106-103 win vs. Miami (3/4/14), forcing a missed 3-pointer by LeBron James as time expired ... became the first Rockets player to reach 40 double-doubles in a season since Charles Barkley (42) in 1997-98 ... posted 21 points (9-12 FG), 14 boards, five assists and two blocks at Miami (3/16/14) ... recorded his 47th double-double of the season vs. the San Antonio Spurs (4/14/14) pouring in 20 points (9-11 FG, 2-2 FT) and grabbing 17 rebounds. Missed ten games (3/17/14-3/22/14; 3/29/14-4/8/14) with a left ankle strain ... placed on inactive list for two games (4/9/14-4/11/14)

In the NBA

Howard is an eight-time NBA All-Star, three time NBA Defensive Player of the Year and has been named NBA Player of the month six times in his career, while being named Player of the Week 18 times... Holds career averages of 18.3 points, 12.9 rebounds and 2.2 blocks per game in 35.9 minutes played over the course of 768 career appearances in 10 seasons. **2012-13** Named to the 2012-13 All-NBA Third Team ... appeared in 76 games (76 starts) with the L.A. Lakers, averaging 17.1 points, 12.4 rebounds, 1.11 steals and 2.45 blocks in 35.8 minutes per outing ... missed six games with a torn labrum in his right shoulder (1/8/13-1/11/13; 2/1/13-2/5/13) ... ranked among league leaders in scoring (27th/17.1 ppg), rebounds (1st/12.4 rpg), field goal percentage (2nd/.578), blocks (5th/2.45 bpg) and minutes (23rd/35.8 mpg) ... scored 20-plus points 27 times, including three 30-point performances ... posted 48 double-doubles and one 20-20 game ... grabbed 10-plus rebounds 54 times and 20 or more boards four times ... voted a starter for the Western Conference All-Star Team (sixth straight start and seventh overall All-Star appearance) ... totaled 33 points, 14 rebounds and a season-high five assists at Portland (10/31/12) ... registered 14 points, a career-high-tying 26 rebounds and four blocks vs. Denver (1/6/13) ... notched 31 points, 16 rebounds and four blocks vs. Milwaukee (1/15/13) ... posted a season-high 39 points and 16 rebounds in his return to Orlando (3/12/13), recording a Lakers franchise-record 25 free throws made (fourth highest FTM total in NBA history) on an NBA record-tying 39 free throw attempts ... registered 25 points, 16 rebounds, a career-high-tying five steals and five blocks at Minnesota (3/27/13), becoming just the fourth NBA player ever to record at least 25 points, 15 boards, five thefts and five blocks in a single game ... finished with 16 points and 18 rebounds vs. Houston (4/17/13) to become the youngest player ever to record 9,000 rebounds in NBA history (27 years, 130 days), surpassing Wilt Chamberlain (27 years, 144 days old) and Bill Russell (27 years, 357 days). **2011-2012:** All-NBA First Team for the fifth consecutive season ... selected to the NBA's All-Defensive First Team for the fourth straight time ... named a 2012 NBA All-Star starter (led all players with 1,600,390 votes) ... appeared in 54 games (all starts) with Orlando, averaging 20.6 points, an NBA-high 14.5 rebounds, 1.9 assists, 1.50 steals and 2.15 blocks in 38.3 minutes ... led the NBA in rebounding while ranking second in FG percentage (.573, 416-726 FG), third in blocked shots and fifth in minutes played ... named NBA's Eastern Conference Player of the Week for the week ending Jan. 22 ... had 20-plus points 27 times and 30-plus points on five occasions ... netted a career-high-tying 45 points at Golden State (1/12/12), while setting an NBA record for most free throws attempted in a regular season game with 39 (21-39 FT, previous record was 34 by Wilt Chamberlain with Phi. on Feb. 22, 1962 vs. St. Louis) ... missed 12 games due to injury: four games (4/1/12-4/3/12, 4/9/12-4/10/12) due to back spasms, eight games (4/13/12-4/26/12) due to a herniated disc in his lower back ... underwent surgery (4/20/12). **2010-2011:** Named All-NBA First Team for the fourth straight season ... voted NBA Defensive Player of the Year for the third consecutive season, becoming the first player in NBA history to capture the award three straight times ... selected to the NBA's All-Defensive First Team for the third straight season ... finished second in voting for NBA Most Valuable Player ... played in and started 78 games with Orlando, averaging a career-high 22.9 points, 14.1 rebounds, 1.4 assists, 2.38 blocks and 1.37 steals in a team-high 37.6 minutes per outing ... ranked second in the NBA in rebounding, second in field goal percentage (.593, 619-1,044 FG), fourth in blocked shots, 11th in scoring, 13th in minutes played and 19th in steals ... named NBA's Eastern Conference Player of the Month twice (Oct./Nov. 2010 and Feb. 2011) ... earned NBA's Eastern Conference Player of the Week six times (weeks ending: Nov. 8, Nov. 28, Jan. 23, Feb. 13, Feb. 27 and

#12 Howard

Mar. 27) ... scored 20-plus points 51 times, 30-plus points 16 times and 40-plus points twice, including a season-high 40 points at Chicago (1/28/11) and 40 vs. Oklahoma City (2/25/11) ... also hit the game-winning putback with 4.0 seconds left on at Washington (11/27/10) ... had an NBA-high 66 double-doubles, grabbed double figures in rebounds 68 times, including 15-plus boards 35 times and 20-plus rebounds eight times ... had 20-plus rebounds in three consecutive games (12/18/10-12/21/10) ... became the youngest player in NBA history to amass 7,000 career rebounds (25 years, 83 days) vs. New York (3/1/11), passing Chamberlain (26 years, 128 days) ... tallied 1,000-plus rebounds for the sixth consecutive season ... named a 2011 NBA All-Star starter, leading all Eastern Conference players (and second most overall) with 2,099,024 votes ... scored 10,000th career NBA regular season point at Phoenix (3/13/11), becoming the fifth-youngest player in NBA history (25 years, 95 days) to do so ... missed two games (12/3/10-12/4/10) due to a stomach virus ... suspended by NBA on Mar. 7 after receiving his 16th technical foul and again on Apr. 10 after receiving his 18th technical foul. **2009-2010:** Voted on unanimously to the All-NBA First Team ... named NBA Defensive Player of the Year for the second consecutive season and was a unanimous selection to the NBA's All-Defensive First Team ... finished fourth in voting for NBA Most Valuable Player ... voted in as an NBA All-Star starter ... started all 82 games with Orlando, averaging a team-high 18.3 points, an NBA-best 13.2 rebounds, 1.8 assists and an NBA-high 2.78 blocks in a team-high 34.7 minutes ... shot an NBA-best .612 (510-834 FG) from the floor ... topped the NBA in rebounding, blocked shots and field goal percentage, while finishing tied for 26th in scoring ... became the first player in NBA history to lead the league in both rebounding and blocks more than once ... also the first player in league annals to lead the league in rebounding, blocked shots and field goal percentage in the same campaign ... became just the fifth player in NBA history to lead the league in rebounding for three or more consecutive seasons ... named NBA's Eastern Conference Player of the Week four times (weeks ending: Nov. 1, Dec. 20, Feb. 21 and Apr. 11) ... posted an NBA-high 64 double-doubles, including three 20-point, 20-rebound outings ... tallied 20 consecutive double-doubles (1/15/10-2/26/10) ... scored 20 or more points 36 times, including 30-plus points five times. **2008-2009:** Named NBA Defensive Player of the Year and to the NBA's All-Defensive First Team ... also earned All-NBA First Team accolades ... voted a 2009 NBA All-Star starter (NBA-record 3,151,181 votes) ... finished fourth in voting for NBA Most Valuable Player ... started in 79 games for Orlando, averaging 20.6 points, an NBA-high 13.8 boards, 1.4 assists and led the NBA with a career-high 2.92 blocks in 35.7 minutes ... became just the fifth player in NBA history to lead the league in both rebounding and blocked shots in the same season (Abdul-Jabbar, Walton, Olajuwon, B. Wallace) ... also became the youngest player to ever lead the NBA in blocks (23 years, 128 days), as well as to reach 5,000 career rebounds (23 years, 112 days on 3/30/09 at Miami) ... ranked fourth in the league in field goal percentage (.572, 560-979 FG) and 18th in scoring ... named NBA's Eastern Conference Player of the Week four times (weeks ending: Jan. 11, Feb. 22, Mar. 29 and Apr. 5) ... scored 20 or more points 42 times with nine 30-point outings ... scored a career-high 45 points vs. Charlotte (2/17/09), adding 19 rebounds and eight blocked shots to become the first player in NBA history since blocks became an official stat in 1973-74 to record those numbers in a single game ... had double-digit rebounds 63 times, including 15-plus boards 34 times and 20-plus boards 10 times ... posted 63 double-doubles (second in NBA), including nine 20-point, 20-rebound efforts ... did not play three times due to a sore left knee: inactive twice (12/13/08-12/15/08) and DNP once (4/13/09), missing the first game of his NBA

career at Utah (12/13/08) ... became Orlando's all-time leader in free throws made (1,820) at Toronto (2/1/09) and free throws attempted (2,937) at Atlanta (1/7/09). **2007-2008:** Named All-NBA First Team and NBA All-Defensive Second Team ... voted a 2008 NBA All-Star starter and captured the 2008 NBA Slam Dunk Championship at All-Star Weekend ... named NBA's Eastern Conference Player of the Week twice (weeks ending: Nov. 18 and Dec. 2) and NBA's Eastern Conference Player of the Month twice (Nov. 2007 and Dec. 2007) ... finished fifth in voting for the NBA Most Valuable Player Award and tied for seventh in voting for the league's Defensive Player of the Year ... started all 82 games with Orlando, averaging 20.7 points, an NBA-best 14.2 rebounds, 1.3 assists and 2.13 blocks in 37.7 minutes per outing ... topped the NBA in rebounding, becoming the youngest player in NBA history to lead the league (22 years, 130 days) ... also ranked third in the NBA in field goal percentage (.599, 583-974 FG), fifth in blocked shots, tied for 20th in minutes played and 21st in scoring ... recorded an NBA-high and franchise-record 69 double-doubles, which included an NBA-high eight 20-point, 20-rebound games ... had 20-plus points 43 times and 30-plus points 11 times ... pulled down double figures in rebounding 72 times, 15-plus boards in 35 games and 20-plus rebounds 11 times ... became the youngest player in NBA history to reach 3,000 (11/16/07 at New Jersey) and 4,000 (4/15/08 at Atlanta) career rebounds ... registered 46 multi-block games. **2006-2007:** Named All-NBA Third Team after averaging 17.6 points, 12.3 rebounds, 1.9 assists and 1.90 blocks in 36.9 minutes per game over 82 starts with Orlando ... ranked second in the NBA in field goal percentage (.603, 526-873 FG), third in rebounding and 12th in blocked shots ... named to his first NBA All-Star team, where he had 20 points, a game-high 12 rebounds and one block in 21 minutes ... named NBA Eastern Conference Player of the Month for Nov. 2006 ... earned NBA Eastern Conference Player of the Week for the week ending Nov. 26 ... had team-best 60 double-doubles, including four 20-point, 20-rebound games ... netted 20-plus points 30 times with six 30-point games. **2005-2006:** Played in all 82 games (81 starts) with Orlando, averaging 15.8 points, a team-high 12.5 boards and a team-best 1.40 blocks in 36.8 minutes ... one of only 28 NBA players to appear in all 82 contests ... named NBA's Eastern Conference Player of the Month for Apr. 2006 ... participated in the 2006 Rookie Challenge at NBA All-Star Weekend ... ranked second in the NBA in rebounding, sixth in field goal percentage (.531, 468-881 FG) and 23rd in blocked shots ... posted a team-high 60 double-doubles (second in NBA) ... scored in double figures 74 times with 20-plus points 18 times ... recorded double figures in rebounding 62 times with 15-plus boards in 26 outings (most in NBA), including a career-high 26 rebounds vs. Philadelphia (4/15/06) ... became the youngest player in NBA history (19 years, 342 days) with a 20-point, 20-rebound game (21 points, 20 rebounds) vs. Charlotte (11/15/05) ... **2004-2005:** Unanimous selection to the NBA's All-Rookie First Team ... finished third in voting for NBA Rookie of the Year ... started all 82 games for Orlando, averaging 12.0 points, a team-high 10.0 boards and a team-best 1.66 blocks in 32.6 minutes per contest ... one of only eight players in the NBA to average a double-double and the first rookie (along with Charlotte's Emeka Okafor) to average a double-double since Shaquille O'Neal and Alonzo Mourning accomplished the feat in 1992-93 ... became the first player in NBA history directly out of high school to start in all 82 games during his rookie season ... one of only 11 overall NBA players to start in all 82 games ... participated in 2005 Rookie Challenge at NBA All-Star Weekend ... ranked eighth in the NBA in rebounding, 10th in field goal percentage (.520, 352-677 FG) and 19th in blocked shots ... became the youngest player in NBA history with 20-plus boards in a game vs. Toronto (12/1/04) ... also had 20 rebounds vs. Atlanta (2/10/05) and at Toronto (3/9/05), becoming the first

#12 Howard

rookie since Tim Duncan in 1997-98 with multiple 20-plus rebound games in a rookie season ... first NBA rookie since Shaquille O'Neal in 1992-93 (12 games) to record 10-plus rebounds in the first nine regular season games of his career ... scored in double figures 51 times, including 20-plus points in 11 games ... had a team-high 32 double-doubles ... notched two or more blocks in 39 games ... nabbed a season-high four steals three times ... made his NBA regular season debut with start vs. Milwaukee (11/3/04), posting 12 points, a game-high-tying 10 rebounds, four blocks and three steals.

Playoffs

He has started 67 career postseason contests, averaging 20.3 points, 14.1 rebounds and 2.7 blocks ... led the 2008-09 Magic to the NBA Finals ... has recorded 53 career double-doubles during the postseason. **2014:** Averaged 20.3 points, 14.1 rebounds, and 2.7 blocks per game in 38.5 minutes during the six game series against the Portland Trail Blazers. **2013:** Averaged 17.0 points, 10.8 rebounds and 2.00 blocks in four starts with the L.A. Lakers. **2012:** Underwent back surgery (4/20/12), missing the entire 2012 NBA Playoffs due to the procedure. **2011:** Started in all six playoff contests with the Magic, averaging 27.0 points, 15.5 boards and 1.83 blocks in 43.0 minutes per outing ... poured in a playoff-career-high 46 points vs. Atlanta (4/16/11). **2010:** Started in all 14 playoff games with Orlando, averaging 18.1 points, 11.1 rebounds and 3.50 blocks in 35.5 minutes ... tied his own franchise record with nine blocked shots vs. Charlotte (4/18/10) ... shot .844 (27-32 FG) from the floor during the Eastern Conference Semifinals vs. Atlanta, establishing a new NBA Playoffs record for highest field goal percentage in any single series. **2009:** Started in 23 postseason games and led the Magic to the NBA Finals, averaging 20.3 points, 15.3 rebounds and 2.61 blocks over 39.3 minutes ... had 21 double-doubles, including two 20-point, 20-rebound efforts ... scored 40 points in Game Six vs. Cleveland (5/30/09), helping Orlando capture the Eastern Conference title ... pulled down a playoff-career-high 24 rebounds vs. Philadelphia (4/28/09) ... set an NBA Finals record with a playoff-career-high nine blocked shots vs. L.A. Lakers (6/11/09) ... did not play at Philadelphia (4/30/09) due to an NBA suspension after elbowing Samuel Dalembert of the 76ers. **2008:** Started all 10 playoff games, averaging 18.9 points, 15.8 boards and 3.40 blocks in 42.1 minutes ... recorded three 20-point, 20-rebound games in First Round series win against Toronto, becoming the first player to record three 20-20 outings in a series since Chamberlain in the 1972 NBA Finals. **2007:** Started all four games in the playoffs against Detroit, averaging 15.3 points, 14.8 boards and 1.00 blocks in 41.8 minutes ... set Magic playoff record with 14 defensive rebounds during Game One at Detroit (4/21/07).

International Play

Member of Team USA which capture the gold medal at the 2008 Olympic Games in Beijing, China.


Personal

Born Dwight David Howard on Dec. 8, 1985, in Atlanta, Georgia ... father, Dwight Sr., is a Georgia State trooper and serves as Athletic Director of Southwest Atlanta Christian Academy ... mother, Sheryl, played on the inaugural women's team at Morris Brown College ... recognized for his efforts in the community with the Rich & Helen DeVos Community Enrichment Award five times (2005, 2008-12) ... recipient of the NBA Community Assist award four times (July 2007, Jan. 2009, Oct. 2010 and March 2014) ... served as a spokesperson for the NBA Fit program ... established the D12 Foundation in 2011 (www.d12foundation.org) ... D12 Foundation formed the "Block Out Violence" Program, a grassroots, student driven competition focused on promoting non-violence, anti-bullying, respect and acceptance, with the goal of creating safe campuses and ultimately, safe communities ... donated \$17,500 to the Pine Hills Boys & Girls Club for new computers, televisions and furniture in the summer of 2007 ... helped create a state-of-the-art game room designed especially for teenagers at the Florida Hospital for Children, providing an initial \$30,000 to fund the new room ... launched dwiththoward.com in 2009 ... has held a father/son basketball clinic during the summer in his hometown of Atlanta ... donated 300 pairs of shoes to the students at Orange Center Elementary School for their hard work towards improving their FCATs ... hosted a prayer breakfast for 150 Central Florida high school students ... spent part of summer 2005 in Manila as part of NBA Madness, an interactive basketball lifestyle event for fans ... helped build a playground in the Central Florida community ... participated in ABC's *Extreme Makeover: Home Edition* for a local Florida family ... wrote several goals down while in the eighth grade - among those were to lead his team to a State championship and to become the first overall selection in the NBA Draft ... favorite players are Michael Jordan and Kevin Garnett ... traveled to India in summer of 2010 to participate in a series of events to further the growth of basketball and the NBA in the world's second-largest nation ... also toured China and Taiwan to support a developmental program for children ages 7-12 ... finished career at Southwest Atlanta Christian Academy with 2,146 points (16.6 ppg), 1,728 rebounds (13.4 rpg) and 811 blocked shots (6.29 bpg) in 129 games ... winner of the 2004 Naismith Award, signifying the nation's top high school player ... named Mr. Basketball in the State of Georgia in 2004 ... led SACA to the Class A Georgia State championship as a senior (2003-04) ... during his junior season (2002-03), led SACA to a 30-3 record and a runner-up finish in the State's Class A Division.

Transactions

Selected by Orlando first overall in the 2004 NBA Draft ... signed a contract extension with the Magic on July 12, 2007 ... acquired by the L.A. Lakers from Orlando along with Earl Clark and Chris Duhon in a four-team trade (Denver, Philadelphia) on July 10, 2012, in exchange for Josh McRoberts, Christian Eyenga, a 2017 protected first-round draft pick and a 2015 protected second-round draft pick with Andrew Bynum going to Philadelphia ... signed with Houston as an unrestricted free agent on July 13, 2013.





6 |

TERRENCE JONES

FORWARD

HEIGHT/WEIGHT

6-9/252

NBA EXPERIENCE

2

COLLEGE

Kentucky

HIGH SCHOOL

Jefferson (Portland, OR)

BIRTHDATE

January 9, 1992

BIRTHPLACE

Portland, OR

HOW ACQUIRED

Drafted in the first round (18th overall) of the 2012 NBA Draft

JONES' CAREER HIGHS

Minutes	42, 12/25/2013, at San Antonio	Defensive Rebounds	14, 01/11/2014, at Washington
Field Goals	14, 01/18/2014, vs Milwaukee	Rebounds	17, 01/11/2014, at Washington
Field Goal Attempts	20, 01/18/2014, vs Milwaukee (Twice)	Assists	6, 12/18/2013, vs Chicago
Three-Point Field Goals	3, 03/17/2014, vs Utah	Steals	4, 03/27/2014, vs Philadelphia
Three-Point Attempts	4, 03/20/2014, vs Minnesota (6 times)	Turnovers	4, 03/05/2014, at Orlando
Free Throws	7, 01/18/2014, vs Milwaukee	Blocked Shots	6, 01/15/2014, at New Orleans (Twice)
Free Throw Attempts	10, 01/18/2014, vs Milwaukee (Twice)	Points	36, 01/18/2014, vs Milwaukee
Offensive Rebounds	8, 04/03/2013, at Sacramento		

JONES' CAREER STATS

REGULAR SEASON										REBOUNDS									
YEAR	G-S	MIN	FGM-A	PCT	3FGM-A	PCT	FTM-A	PCT		OFF-DEF-TOT	AST	PF-D	ST	TO	BLK	TP	RPG	APG	PPG
2012-13 (HOU)	19-0	276	43-94	.457	5-19	.263	13-17	.765		28-37-65	15	21	12	13	19	104	3.4	0.8	5.5
2013-14 (HOU)	76-71	2078	386-712	.542	31-101	.307	118-195	.605		162-366-528	87	139	53	71	99	921	6.9	1.1	12.1
Totals	95-71	2354	429-806	.532	36-120	.300	131-212	.618		190-403-593	102	160	65	84	118	1025	6.2	1.1	10.8

PLAYOFFS										REBOUNDS									
YEAR	G-S	MIN	FGM-A	PCT	3FGM-A	PCT	FTM-A	PCT		OFF-DEF-TOT	AST	PF-D	ST	TO	BLK	TP	RPG	APG	PPG
2012-13 (HOU)	2-0	35	4-10	.400	0-2	.000	0-3	.000		5-10-15	1	2	0	1	1	8	3.0	0.2	1.6
2013-14 (HOU)	6-2	138	20-39	.513	0-1	.000	6-12	.500		17-20-37	8	13	5	2	3	46	6.2	1.3	7.7
Totals	8-2	173	24-49	.490	0-3	.000	6-15	.400		22-30-52	9	15	5	3	4	54	6.5	1.1	6.8

#6 Jones

2013-14

Selected for the 2014 BBVA Compass Rising Stars Challenge played during 2014 NBA All-Star Weekend in New Orleans (2/14/14), recording 14 points (7-10 FG) and six rebounds in 16:19 ... posted 10 points (2-4 3FG), 11 rebounds and three blocks at Philadelphia (11/13/13) ... scored 14 points (6-11 FG) to go with 12 boards and three blocks vs. Denver (11/16/13) ... led the Rockets with a game-high 24 points (10-12 FG) vs. Boston (11/19/13), notching 17 points (8-8 FG), six rebounds and one block in the first half alone ... reached double-figuring scoring in a career-high eight consecutive games (11/16/13-11/30/13) ... recorded 16 points (7-12 FG), 10 rebounds, three steals and three blocks vs. Golden State (12/6/13), marking the first time in his career to reach each of those statistical categories in a single game ... racked up 19 points (7-14 FG, 5-5 FT), a career-high 17 rebounds (14 defensive) and three blocks in a 114-107 win at Washington (1/11/14) ... collected 12 points (6-11 FG), 12 boards, three blocks and two steals in a 104-92 victory at Boston (1/13/14) ... scored 25 points (10-17 FG) in a 103-100 comeback win at New Orleans (1/15/14) and matched his career high of six blocked shots (4/15/13 at Phoenix) ... led Houston with a career-high 36 points (14-20 FG, 7-10 FT), 11 rebounds (6 offensive) and two blocks in a 114-104 win vs. Milwaukee (1/18/14), matching his previous career high in points in the first half alone (25 points) behind a 21-point second quarter (7-7 FG, 7-8 FT) ... became the second youngest player in Rockets history to post his first 30-point game at 22 years and nine days (30 by Hakeem Olajuwon on 12/4/84 at 21 years and 318 days) ... added 17 points (8-10 FG), 11 boards and two blocks in a 101-89 win at Orlando (3/5/14), giving him three consecutive double-doubles for the first time in his career ... registered a game-high 30 points (11-15 FG, 3-4 3FG, 5-7 FT) and four blocks in a 124-86 win vs. Utah (3/17/14) ... posted 20 points (8-15 FG), seven rebounds, a career-high four steals and two blocks vs. Philadelphia (3/27/14) ... posted 16 points (7-12 FG), 11 rebounds and two blocks in a 111-107 win vs. Oklahoma City (4/4/14).

Professional

Spent two seasons with Houston Rockets and holds career averages of 10.8 points, 6.2 rebounds and 1.2 blocks in 95 career appearances. **2012-13:** In his rookie season with Houston, averaged 5.5 points, 3.4 rebounds and 1.00 blocks in 19 games ... made his NBA debut vs. Detroit (11/10/12), posting five points (1-3 3FG) and two blocks ... came off the bench with eight points (4-7 FG), four rebounds, three assists, two steals and one block at the L.A. Lakers (11/18/12) ... recorded 12 points (4-12 FG, 4-4 FT) and eight rebounds at Utah (11/19/12) ... assigned to Houston's single-affiliation NBA D-League partner Rio Grande Valley on Nov. 30 and recalled on Dec. 3 ... re-assigned to the Vipers on Dec. 14 and recalled on Dec. 16 ... re-assigned to Rio Grande Valley on Dec. 26 and recalled on Jan. 14 ... re-assigned to the Vipers on Jan. 16 and recalled on Jan. 22 ... underwent a minor procedure on his left big toe on Jan. 22 ... re-assigned to the Vipers on Feb. 1 ... selected as a 2013 NBA D-League All-Star ... recalled from Rio Grande Valley on Feb. 14 ... re-assigned to the Vipers on Mar. 21 and recalled on Apr. 1 ... averaged 19.0 points, 9.0 rebounds and 2.5 assists in 24 games (15 starts) with Rio Grande Valley ... at the time of his recall, stood seventh in the D-League in scoring average (19.0) and seventh in the league in rebounds per game (9.0) ... posted his first career double-double with a career-best 14 points (6-11 FG), a career-high 12 rebounds (8 offensive) and two steals at Sacramento (4/3/13) ... totaled 13 points (5-11 FG, 2-4 3FG), six boards and two blocks at Denver (4/6/13) ... led the Rockets with a career-high-tying 12 rebounds vs. Memphis (4/12/13) ... had five blocked shots to go with a career-high three steals vs. Sacramento (4/14/13) ... in consecutive games he set the team's overall season high in blocks with a

career-best six blocked shots at Phoenix (4/15/13), adding 12 points (6-11 FG) and four boards, was a DNP (CD) for 24 games placed on the inactive list for 39 games. Appeared in 24 games with the Rio Grande Valley Vipers averaging 19.0 points, 9.0 rebounds, 2.5 assists, 1.5 steals and 1.3 blocks per game in 31 minutes.

Playoffs

Has appeared in 8 total playoff games averaging 6.8 points, 6.5 rebounds and 1.1 assists per game in 21.6 minutes over the course of two post-seasons. **2014:** In a six game series against the Portland Trail Blazers, averaged 7.7 points, 6.2 rebounds, and 1.3 assists per game in 23.0 minutes. Recorded playoff career-highs for total rebounds (13) in Game One and for points (13) in Game Two. **2013:** In his first career postseason, averaged 4.0 points and 7.5 rebounds in two games with the Rockets ... was a DNP (CD) for four games (4/24/13; 4/29/13-5/3/13) ... made his NBA playoff debut in Game One at Oklahoma City (4/21/13), leading the Rockets with eight rebounds and one block.

College


An early entry candidate for the 2012 NBA Draft, averaged 14.0 points, 8.0 rebounds and 1.8 blocks in 76 games (69 starts) over his two seasons at Kentucky ... was one of just six players in UK history to record 1,000 points, 500 rebounds and 140 blocks in a career ... as a sophomore, helped the Wildcats win the 2012 National Championship, while earning Second-Team All-SEC honors ... in 2010-11, was selected SEC Freshman of the Year, First-Team All-SEC and was a member of the SEC All-Freshman Team ... averaged 15.7 points and 8.8 rebounds as a freshman, leading the SEC in rebounding average and double-doubles (11), as well as ranking sixth in scoring and blocks per game (1.9 bpg).

Personal

Born Terrence Alexander Jones on Jan. 9, 1992, in Portland, Oregon ... cousin of former Arizona All-American and NBA Rookie of the Year Damon Stoudamire ... was a McDonald's All-American out of Jefferson High School (Portland, OR) ... played high school basketball with Terrence Ross (Toronto Raptors) ... averaged 30.0 points, 14.0 rebounds and 6.0 assists as a senior, leading Jefferson High to its third consecutive State Championship, which is a feat no other 5A or 6A Oregon school had ever accomplished ... one of only three players to twice be named *The Oregonian* Class 5A Player of the Year (others: UCLA's Kevin Love and Oregon's Fred Jones) ... also played quarterback and wide receiver in football ... enjoys playing ping pong and video games ... favorite athlete while growing up was Magic Johnson.

Transactions

Selected by Houston with the 18th overall pick in the 2012 NBA Draft ... Rockets announced his signing on July 26, 2012.



HEIGHT/WEIGHT

7-0/222

NBA EXPERIENCE

2

BIRTHDATE

September 20, 1990

BIRTHPLACE

Kaunas, Lithuania

HOW ACQUIRED

Trade with Minnesota on June 23, 2011

20

DONATAS

MOTIEJUNAS

FORWARD/CENTER

MOTIEJUNAS' CAREER HIGHS

Minutes	34, 04/01/2013, vs Orlando	Defensive Rebounds	11, 04/08/2014, at L.A. Lakers
Field Goals	9, 03/20/2014, vs Minnesota	Rebounds	15, 04/08/2014, at L.A. Lakers
Field Goal Attempts	12, 03/13/2013, vs Phoenix (2)	Assists	5, 02/27/2013, vs Milwaukee
Three-Point Field Goals	3, 01/16/2014, vs Oklahoma City	Steals	2, 03/27/2014, vs Philadelphia (6 times)
Three-Point Attempts	5, 03/09/2013, at Phoenix (2)	Turnovers	5, 03/17/2014, vs Utah
Free Throws	4, 04/16/2014, at New Orleans (5)	Blocked Shots	3, 12/26/2013, vs Memphis
Free Throw Attempts	6, 03/11/2014, at Oklahoma City (4)	Points	20, 03/20/2014, vs Minnesota
Offensive Rebounds	7, 04/16/2014, at New Orleans		

MOTIEJUNAS' CAREER STATS

REGULAR SEASON										REBOUNDS									
YEAR	G-S	MIN	FGM-A	PCT	3FGM-A	PCT	FTM-A	PCT	OFF-DEF-TOT	AST	PF-D	ST	TO	BLK	TP	RPG	APG	PPG	
2012-13 (HOU)	44-14	538	97-213	.455	24-83	.289	32-51	.627	36-57-93	31	73	7	37	10	250	2.1	0.7	5.7	
2013-14 (HOU)	62-3	952	131-296	.443	21-84	.250	58-96	.604	60-165-225	34	132	20	49	21	341	3.6	0.5	5.5	
Totals	106-17	1490	228-509	.448	45-167	.269	90-147	.612	96-222-318	65	205	27	86	31	591	3.0	0.6	5.6	

PLAYOFFS										REBOUNDS									
YEAR	G-S	MIN	FGM-A	PCT	3FGM-A	PCT	FTM-A	PCT	OFF-DEF-TOT	AST	PF-D	ST	TO	BLK	TP	RPG	APG	PPG	
2012-13 (HOU)	1-0	5	2-2	1.000	0-0	--	1-1	1.000	1-0-1	0	0	0	0	0	5	1.0	0.0	5.0	
Totals	1-0	5	2-2	1.000	0-0	--	1-1	1.000	1-0-1	0	0	0	0	0	5	1.0	0.0	5.0	

#20 Motiejunas

2013-14

Averaged 5.5 points and 3.6 rebounds in 15.4 minutes over the course of 62 appearances... Netted 12 points on 5-of-6 shooting vs. Denver (11/16/13) ... notched a career-high three blocked shots vs. Memphis (12/26/13) ... posted six points (2-7 FG), five rebounds and one block in just 10:23 off the bench in a 113-99 win vs. the L.A. Lakers (1/8/14) ... collected 10 points (4-7 FG), five rebounds and one block in a 103-100 win at New Orleans (1/15/14) ... came off the bench with 15 points (6-9 FG) and seven boards vs. Oklahoma City (1/16/14), which included a career-high three 3-pointers made (3-4 3FG) ... made his first start of the season replacing an injured Terrence Jones (deep left thigh bruise) vs. Portland (1/20/14), pulling down nine rebounds to go with nine points (4-8 FG) ... made another start at power forward and grabbed nine more boards vs. Sacramento (1/22/14) ... matched his career high of two steals (4/1/13 vs. Orlando) vs. Milwaukee (1/18/14) and vs. Memphis (1/24/14) ... posted the first double-double of his career with 12 points (4-5 FG, 4-6 FT) and 13 rebounds in a 117-115 win at Dallas (1/29/14) ... totaled 12 points (5-11 FG, 2-4 3FG), five boards, two steals and one block in a 134-108 win at the L.A. Lakers (2/19/14) ... posted seven points (3-7 FG), 11 boards, three assists, two steals and one block in a 124-86 win vs. Utah (3/17/14) ... scored a career-high 20 points (9-11 FG) to go with six rebounds in a 129-106 win vs. Minnesota (3/20/14), surpassing a 19-point effort vs. Phoenix (3/13/13) ... went a perfect 5-of-5 shooting (1-1 FT) for 11 points at Cleveland (3/22/14), converting 10 consecutive field goal attempts after having made his final five shots vs. Minnesota (3/20/14) ... also started for Jones (flu-like symptoms) at Brooklyn (4/1/14) ... posted 13 points (5-11 FG, 3-5 FT) along with a season and career-high 15 rebounds at the L.A. Lakers (4/8/14) ... grabbed 10 rebounds and scored 11 points (3-9 FG, 1-1 3FG, 4-4 FT) at New Orleans (4/16/14) ... marked his third double-figure rebounding game of 2013-14 ... also posted the third double-double of his career at New Orleans (4/16/14).

NBA

Has spent first two seasons with Houston Rockets and holds career averages of 5.6 points and 3.0 rebounds in 106 career appearances. **2012-13:** In his rookie season with Houston, averaged 5.7 points and 2.1 rebounds in 44 games (14 starts) ... was a DNP (CD) for 26 games ... made his NBA debut with three points (1-1 FG) vs. Detroit (11/10/12) ... assigned to Houston's single-affiliation NBA D-League partner Rio Grande Valley on Nov. 13 ... recalled from the Vipers on Nov. 25 ... re-assigned to Rio Grande Valley on Dec. 14 and recalled on Dec. 18 ... re-assigned to the Vipers on Jan. 22 and recalled on Jan. 28 ... averaged 20.3 points, 9.7 rebounds and 3.0 assists in seven games (seven starts) with Rio Grande Valley ... totaled 13 points (5-8 FG, 3-4 FT) at the L.A. Clippers (2/13/13) ... registered his first career start vs. Milwaukee (2/27/13), scoring 13 points (4-9 FG, 4-4 FT) to go along with seven boards and a career-best five assists ... netted 17 points (7-12 FG, 2-5 3FG) at Orlando (3/1/13) ... grabbed a career-best eight rebounds vs. Dallas (3/3/13) ... led the Rockets with a career-high 19 points (7-12 FG, 2-4 3FG, 3-4 FT), five rebounds, two assists and one block in a 111-81 win vs. Phoenix (3/13/13) ... recorded a team-high-tying 16 points (7-11 FG, 2-3 3FG) at Memphis (3/29/13) ... collected 11 points (4-11 FG, 3-4 FT), a career-high two steals and one block in 33:38 of action vs. Orlando (4/1/13) ... averaged 16.3 points and 7.8 rebounds in four games (four starts) with the Rockets during the 2012 NBA Summer League in Las Vegas, earning NBA Summer League 2012 All-Star honors.

Playoffs

2013: In his first career postseason was a DNP (CD) for five games (4/24/13-5/3/13) ... made his NBA playoff debut in Game One at Oklahoma City (4/21/13), recording five points (2-2 FG, 1-1 FT) and one rebound. **2014:** DNP (CD) for six games of series versus Portland.

International Play


Member of the Lithuanian National Team ... played the 2011-12 season with Polish League champion Asseco Prokom Gdynia, averaging 15.7 points, 6.6 rebounds and 1.36 steals in just over 26 minutes per game ... in Game Seven of the 2012 Polish League Finals, recorded game highs in points (23) and rebounds (11) while leading his club to the title ... pulled down a career-high 21 boards against Union Olimpija (12/7/11), as his 18 defensive rebounds were the most in a Euroleague game in the ULEB era (since 2000-01) ... played with Italy's Benetton Treviso from 2009-11 ... winner of the 2010-11 Eurocup Rising Star Trophy for the best U-23 player in the ULEB's Eurocup competition ... played in the 2009 Lithuanian All-Star Game ... in 2008-09, played with Aisčiai Kaunas and earned All-Star honors in Lithuania's top league ... won the 2008 Lithuanian National Cup with BC Žalgiris Kaunas ... won the 2008 Baltic League with BC Žalgiris Kaunas ... made his debut with the senior team in 2007-08, while splitting time with the junior squad ... won the 2007-08 Lithuanian National Championship with BC Žalgiris Kaunas ... spent 2005-07 playing exclusively for Žalgiris-Sabonio mokykla Kaunas, which is Žalgiris Kaunas' junior team in Lithuania's second division ... has been member of the Lithuanian U-16, U-18, U-19 and U-20 National Teams ... won the silver medal at the 2008 European U-18 Championship ... won a silver medal at the 2008 European U-20 Championship ... played at the 2006 U-16, 2007 U-18 and 2009 U-20 European Championships ... played at the 2009 World U-19 Championship ... also represented Lithuania in Junior National Team competition ... honors included MVP of the 2008 Nike International Junior Tournament and MVP of the 2008 U-18 European Championship ... member of the World Select Team at the 2009 Nike Hoop Summit.

Personal

Born Donatas Motiejunas on Sept. 20, 1990, in Kaunas, Lithuania ... name is pronounced doh-NAH-tahs moe-tee-YOU-nus ... nicknames include "Donny" and "D-Mo" ... has a large tattoo on his chest of an eagle clutching a basketball ... "I really like the attitudes of eagles. They never give up. When they grab a fish or something else, they never let it go. It doesn't matter. In a book, they write they find a skeleton of [an] eagle and there is no fish. It means that the fish beat him and killed him, but he didn't let go."

Transactions

An early entry candidate, selected by Minnesota in the first round (20th overall) in the 2011 NBA Draft ... Houston acquired his draft rights from the Timberwolves along with Jonny Flynn and Minnesota's 2012 second-round selection in exchange for Brad Miller, the rights to Nikola Mirotic (23rd overall pick), a future first-round pick and cash considerations on June 23, 2011 ... signed a multi-year contract with the Rockets on July 6, 2012 ... assigned to the D-League Rio Grande Valley Vipers on Nov. 13, 2012, and was recalled on Nov. 25 ... re-assigned to Rio Grande Valley on Dec. 14, 2012, and recalled on Dec. 18 ... re-assigned to the Vipers on Jan. 22, 2013, and recalled on Jan. 28.



16 | **KOSTAS PAPANIKOLAOU**
FORWARD

HEIGHT/WEIGHT
6-8/225

NBA EXPERIENCE
R

BIRTHDATE
July 31, 1990

BIRTHPLACE
Trikala, Thessaly (Greece)

HOW ACQUIRED
Trade with Portland on July 10, 2013

46

#16 Papanikolaou

International Play

Spent the 2013-14 season with FC Barcelona of the Spanish ACB averaging 6.8 points, 3.8 rebounds and 1.5 assists per game in 24.2 minutes played...Appeared in 71 games with FC Barcelona, including 64 starts, as the team won the Liga ACB Championship for the 2013-14 season...Spent the 2011-12 and 2012-13 season with Olympiacos Piraeus in the Greek League...Over the course of two seasons, averaged 8.1 points, 4.2 rebounds and 1.2 assists in 119 appearances...voted the Euroleague Rising Star Trophy winner for the 2012-13 season and helped Olympiacos capture the 2013 Euroleague Championship ... the Reds defeated Real Madrid, 100-88, at The O2 in London to become just the fourth team to win back-to-back Euroleague titles in the Final Four era ... in 2011-12, led Olympiacos past CSKA Moscow in the Euroleague Championship Game, scoring a season-high 18 points on 3-for-3 3-point shooting in leading the Reds back from an 18-point deficit to a thrilling 62-61 victory ... made his pro debut in the Greek League with Aris Thessaloniki in 2008-09, earning the 2009 Greek League's Best Young Player honor and was named MVP of the 2009 Greek Youth All-Star Game ... is also a member of the Greek National Team.

Personal

Born Kostas Papanikolaou on July 31, 1990, in Trikala, Thessaly (Greece)...name is pronounced KOE-stahs PAPA-nick-o-lao.


In Transactions

Selected 38th overall in the 2012 NBA Draft by the New York Knicks...Draft rights traded to the Portland Trail Blazers on July 16, 2012. Draft rights acquired by the Houston Rockets on July 10, 2013...Signed by the Rockets on September 23, 2014.



Players





21 | JOSH POWELL

FORWARD

HEIGHT/WEIGHT

6-9/240

NBA EXPERIENCE

7

COLLEGE

North Carolina State

HIGH SCHOOL

Riverdale High School (Riverdale, GA)

BIRTHDATE

January 25, 1983

BIRTHPLACE

Charleston, SC

HOW ACQUIRED

Signed as a free agent on April 15, 2014

POWELL'S CAREER HIGHS

Minutes	51, 03/05/2008, vs Sacramento	Defensive Rebounds	10, 04/02/2008, at Seattle
Field Goals	11, 04/06/2008, vs Houston	Rebounds	13, 04/03/2008, at Sacramento
Field Goal Attempts	15, 03/15/2008, at Washington	Assists	5, 02/27/2007, at Milwaukee
Three-Point Field Goals	1, 04/14/2010, at L.A. Clippers (7)	Steals	2, 12/07/2010, vs New Jersey (4)
Three-Point Attempts	2, 11/12/2009, vs Phoenix (2)	Turnovers	5, 04/02/2008, at Seattle
Free Throws	7, 04/19/2006, vs L.A. Clippers	Blocked Shots	3, 11/21/2008, vs Denver
Free Throw Attempts	10, 04/19/2006, vs L.A. Clippers	Points	22, 04/06/2008, vs Houston
Offensive Rebounds	7, 04/16/2008, at Houston (2)		

POWELL'S CAREER STATS

REGULAR SEASON										REBOUNDS									
YEAR	G-S	MIN	FGM-A	PCT	3FGM-A	PCT	FTM-A	PCT		OFF-DEF-TOT	AST	PF-D	ST	TO	BLK	TP	RPG	APG	PPG
2005-06 (DAL)	37-2	429	37-81	.457	0-0	--	36-45	.800		28-53-81	9	52	7	22	4	110	2.2	0.2	3.0
2006-07 (TOT)	37-0	353	43-93	.462	0-0	--	30-42	.714		24-64-88	21	61	5	29	12	116	2.4	0.6	3.1
2007-08 (LAC)	64-25	1228	145-315	.460	0-3	.000	63-87	.724		115-216-331	47	130	14	65	23	353	5.2	0.7	5.5
2008-09 (LAL)	60-1	703	106-239	.444	0-0	--	38-50	.760		71-105-176	27	98	9	51	17	250	2.9	0.5	4.2
2009-10 (LAL)	63-0	581	71-194	.366	7-16	.438	20-31	.645		44-72-116	35	71	9	33	6	169	1.8	0.6	2.7
2010-11 (ATL)	54-0	653	94-208	.452	0-1	.000	36-45	.800		49-86-135	22	78	5	53	5	224	2.5	0.4	4.1
2013-14 (HOU)	1-0	19	2-6	.333	0-0	--	0-0	--		0-5-5	0	1	0	1	1	4	5.0	0.0	4.0
Totals	316-28	3966	498-1136	.438	7-20	.350	223-300	.743		331-601-932	161	491	49	254	68	1226	2.9	0.5	3.9

PLAYOFFS										REBOUNDS									
YEAR	G-S	MIN	FGM-A	PCT	3FGM-A	PCT	FTM-A	PCT		OFF-DEF-TOT	AST	PF-D	ST	TO	BLK	TP	RPG	APG	PPG
2005-06 (DAL)	6-0	25	0-4	.000	0-0	--	0-0	--		2-0-2	1	5	0	1	0	0	0.3	0.2	0.0
2006-07 (GSW)	4-0	6	0-0	--	0-0	--	1-2	.500		1-0-1	0	0	0	0	1	1	0.3	0.0	0.3
2008-09 (LAL)	14-0	73	11-26	.423	1-1	1.000	6-6	1.000		7-10-17	4	8	0	4	1	29	1.2	0.3	2.1
2009-10 (LAL)	13-0	40	3-8	.375	0-1	.000	3-4	.750		2-4-6	1	9	0	1	0	9	0.5	0.1	0.7
2010-11 (ATL)	9-0	48	5-9	.556	0-0	--	0-0	--		3-6-9	1	8	0	2	0	10	1.0	0.1	1.1
Totals	46-0	192	19-47	.404	1-2	.500	10-12	.833		15-20-35	7	30	0	8	2	49	0.8	0.2	1.1

#21 Powell

2013-14

Appeared in one game for the Houston Rockets, 4/16/14 at New Orleans scoring four points and grabbing one rebound in 21 minutes.

Professional

Outside of one appearance with the Rockets in 2013-14, Powell has been playing internationally from 2011-2014...Powell appeared in games with the Guangdong Southern Tigers and Liaoning of the Chinese Basketball Association, the Barangay Ginebra Kings of the Philippines, Olympiacos of the Greek League, and the Brujos de Guayama of the Puerto Rican league. Powell last stint in the NBA was with the Atlanta Hawks (2011)... Along with the Hawks, he has played for the Dallas Mavericks (2005-06), Indiana Pacers (2006-07), Golden State Warriors (2007), Los Angeles Clippers (2007-08) and Lakers (2008-10) where he helped win two championships... During his NBA career, he has played in 315 games... Powell averaged 3.9 points, 2.9 rebounds and also had a short stay with the D-League Fort Worth Flyers (2006).

In the Playoffs

Has appeared in 46 total playoff games with Atlanta, Los Angeles Lakers, Golden State and Dallas...Hold's career playoff averages of 1.0 points and 0.8 rebounds in 4.2 minutes played...Powell won two championships with the Lakers in 2009 and 2010.

In College

Powell was a two year player at North Carolina State appearing in 65 games during his stint with the Wolfpack...In his collegiate career, he averaged 9.7 points, 4.5 rebounds and 1.0 assists per game in 23.1 minutes played.


Personal

Josh Powell was born January 25, 1983 in Charleston, SC...Attended Riverdale High School in metro Atlanta...Was a business management major at NC State...Maintained a 3.45 grade-point average his freshman year, and was named to the ACC Honor Roll...Enjoys playing pool and listening to music...Has been actively involved in community efforts at each of his NBA stops.

In Transactions

Signed by the Rockets on April 14, 2014...Signed by the Hawks as a free agent on July 26, 2010...Signed with the LA Lakers on August 14, 2008...Signed with the LA Clippers on August 14, 2007...Acquired by the Warriors, along with Stephen Jackson, Sarunas Jasikevicius and Al Harrington in exchange for Troy Murphy, Mike Dunleavy, Ike Diogu and Keith McCleod, from the Indiana Pacers on January 17, 2007...Traded from Dallas to Indiana on July 23, 2006, Along with Darrell Armstrong and Rawle Marshall, in exchange for Anthony Johnson...Signed with the Dallas Mavericks on August 2, 2005 after going undrafted Powell last stint in the NBA was with the Atlanta Hawks (2011). Along with the Hawks, he has played for the Dallas Mavericks (2005-06), Indiana Pacers (2006-07), Golden State Warriors (2007), Los Angeles Clippers (2007-08) and Lakers (2008-10) where he helped win two championships... During his NBA career, he has played in 315 games... Powell averaged 3.9 points and 2.9 rebounds.





5

ISH SMITH

GUARD

HEIGHT/WEIGHT

6-0/175

NBA EXPERIENCE

4

COLLEGE

Wake Forest

HIGH SCHOOL

Central Cabarrus High School (Concord, NC)

BIRTHDATE

July 5, 1988

BIRTHPLACE

Charlotte, NC

HOW ACQUIRED

Signed as a free agent on July 18, 2014

SMITH'S CAREER HIGHS

Minutes	42, 11/07/2010, vs Minnesota	Defensive Rebounds	8, 02/26/2014, at Utah
Field Goals	7, 02/21/2014, vs San Antonio	Rebounds	8, 03/06/2014, vs Oklahoma City (Twice)
Field Goal Attempts	16, 11/06/2010, at San Antonio	Assists	8, 04/16/2014, at Sacramento (3 times)
Three-Point Field Goals	2, 04/12/2013, at Atlanta (3 times)	Steals	4, 02/25/2014, vs Minnesota
Three-Point Attempts	4, 11/19/2013, at Sacramento (Twice)	Turnovers	6, 04/13/2013, at Charlotte
Free Throws	4, 02/23/2012, at Atlanta	Blocked Shots	2, 02/21/2014, vs San Antonio (4 times)
Free Throw Attempts	4, 03/04/2014, vs L.A. Clippers (7 times)	Points	15, 02/21/2014, vs San Antonio
Offensive Rebounds	3, 01/02/2014, vs Memphis (Twice)		

SMITH'S CAREER STATS

REGULAR SEASON										REBOUNDS									
YEAR	G-S	MIN	FGM-A	PCT	3FGM-A	PCT	FTM-A	PCT	OFF-DEF-TOT	AST	PF-D	ST	TO	BLK	TP	RPG	APG	PPG	
2010-11 (TOT)	43-3	442	43-115	.374	3-10	.300	12-21	.571	7-40-47	79	37	18	34	2	101	1.1	1.8	2.3	
2011-12 (TOT)	26-1	234	31-81	.383	3-9	.333	7-10	.700	7-28-35	41	15	15	13	2	72	1.3	1.6	2.8	
2012-13 (TOT)	52-3	516	56-159	.352	8-27	.296	3-7	.429	12-49-61	87	26	21	37	9	123	1.2	1.7	2.4	
2013-14 (PHO)	70-1	1006	119-281	.423	1-23	.043	22-39	.564	31-98-129	179	66	49	65	13	261	1.8	2.6	3.7	
Totals	191-8	2198	249-636	.392	15-69	.217	44-77	.571	57-215-272	386	144	103	149	26	557	1.4	2.0	2.9	

PLAYOFFS										REBOUNDS									
YEAR	G-S	MIN	FGM-A	PCT	3FGM-A	PCT	FTM-A	PCT	OFF-DEF-TOT	AST	PF-D	ST	TO	BLK	TP	RPG	APG	PPG	
2010-11 (MEM)	5-0	10	2-3	.667	0-0	--	0-0	--	0-2-2	2	1	1	1	0	4	0.4	0.4	0.8	
2011-12 (ORL)	1-0	5	0-0	--	0-0	--	0-0	--	0-1-1	0	0	0	0	1	0	1.0	0.0	0.0	
2012-13 (MIL)	4-0	11	0-1	.000	0-0	--	0-0	--	0-1-1	3	1	0	1	0	0	0.3	0.8	0.0	
Totals	10-0	26	2-4	.500	0-0	--	0-0	--	0-4-4	5	2	1	2	1	4	0.4	0.5	0.4	

#5 Smith

2013-14

In his fourth NBA season, first with the Suns and first season playing the entire season with one team, had career-highs of 3.7 points, 2.6 assists, 1.4 rebounds, 0.7 steals and 14.4 minutes in a career-high 70 games (one start)... Had career-high four games with 10+ points... Led Suns in assists 12 times, steals 10 times and blocks five times... Scored a career-high 15 points (7-9 FG), tied a career-high with two blocks, in addition to seven rebounds, four assists and two steals vs. San Antonio on Feb. 21... Scored 10 points on 5-5 FG in the second quarter on Feb. 21 to fuel a 26-3 Phoenix run... Made one start and played a season-high 36 minutes, also posting 13 points and team-highs of eight rebounds (also career-high) and five assists at Utah on Feb. 26... Set a career-high with eight assists in just 16 minutes at New Orleans on Nov. 5... Had eight points and tied career-high with eight assists in 19 minutes vs. Milwaukee on Jan. 4... Tied career-high with eight assists in season finale at Sacramento on Apr. 16... Nabbed a career-high four steals vs. Minnesota on Feb. 25... Did not miss a game due to injury.

Professional

Four-year NBA veteran with career averages of 2.9 points, 2.0 assists and 1.4 rebounds in 191 games with eight starts... **2012-13** Appeared in 52 games (three starts) split between Orlando (36) and Milwaukee (16)... Averaged 2.4 points, 1.2 rebounds and 1.7 assists overall... Posted two double-figure scoring games, one with Milwaukee (10 points at Atlanta on April 12) and a then career-high 13 points with Orlando on Dec. 29 vs. Toronto... Appeared in all four of the Bucks' playoff games against Miami and had three assists in a collective 11 minutes for the series... **2011-12**: played in 26 combined games with both Golden State and Orlando, averaging 2.8 points, 1.6 assists and 1.3 rebounds in 9.0 minutes... Led or tied for team-lead with the Magic in assists twice... Tied career highs with seven assists and three steals on April 9 vs. Detroit... Played in six games with the Warriors and made one start on Dec. 28 vs. New York, in which he recorded season-highs with 11 points and six rebounds, also had four assists and two steals in a season-best 29 minutes... **2010-11**: played in 43 combined games with Houston and Memphis, averaging 2.3 points, 1.8 assists and 1.1 rebounds in 10.3 minutes... Played in 15 games with the Grizzlies and averaged 1.8 points and 1.0 assists... Appeared in 28 games (three starts) with the Rockets... Dished out a career-high seven assists on Dec. 6 at San Antonio... Also played in eight games (five starts) with the Rio Grande Valley Vipers of the D-League, averaging 12.5 points and 7.9 assists.

Playoffs

Played in the playoffs in each of his first three seasons with three different teams... Holds career averages of 0.4 points, 0.5 assists and 0.4 rebounds in 10 games...

Played in one playoff game with the Magic in 2012 and in five games with the Grizzlies in 2011, in addition to four games with Milwaukee in 2013... Became the eighth player in NBA history (Ed Sadowski, Ed Mikan, Bill Closs, Jerry Chambers, Terry Furlow, Billy Thomas, Jamarion Moon) to play in the playoffs in each of his first three NBA seasons with three different franchises... Just missed the playoffs in 2014 with the Suns where he would have become the first player in NBA history to play in the playoffs in each of his first four NBA seasons with four different teams.

College

Played in 121 career games (91 starts) during his four-year career at Wake Forest, averaging 9.2 points, 5.1 assists, 3.7 rebounds and 1.26 steals... Became the first player in Wake Forest history to post more than 1,000 points (1,114) and 600 assists (612) during his career... Finished his career ranked second all-time on the Demon Deacons list in assists... As a senior (2009-10), started all 31 games, averaging 13.2 points, 6.0 assists (seventh in the nation), 4.9 rebounds and 1.68 steals, earning Second Team All-ACC honors... As a freshman (2006-07), became the first freshman in ACC history to lead the conference in assists (6.0 per game) and the first Wake Forest player to do so since Muggsy Bogues in 1987.


Personal

Full name is Ishmael Larry Smith... Son of Gwen and Larry Smith... Earned a degree in religion from Wake Forest... Finished his high school career with 1,775 points and a school-record 687 assists... Named the Charlotte Observer's Piedmont Player of the Year, while earning all-conference honors his junior and senior years (2005-06)... As a senior (2006), averaged 24.8 ppg and 9.8 apg, earning MECA-6 Conference Player of the Year... Favorite vacation spots are Bahamas and Clearwater Beach, Fla... Favorite video games are Madden and NCAA Football... Favorite offseason activity is traveling with family... Favorite comfort food is fried chicken and mac and cheese.

In Transactions

Undrafted in the 2010 NBA Draft... Signed as a free agent with Houston on August 23, 2010... Traded by Houston to Memphis along with Shane Battier in exchange for DeMarre Carroll, Hasheem Thabeet and a first round draft pick on Feb. 24, 2011... Waived by Memphis on Dec. 14, 2011... Awarded to Golden State off waivers on Dec. 26, 2011... Waived by Golden State on Jan. 13, 2012... Signed as a free agent by Orlando on Feb. 2, 2012... Traded to Milwaukee along with Gustavo Ayon and J.J. Redick in exchange for Tobias Harris, Doron Lamb and Beno Udrih on Feb. 21, 2013... Acquired by the Suns along with Slava Kravtsov from Milwaukee in exchange for Caron Butler on Aug. 29, 2013... Signed by the Houston Rockets on July 18, 2014.





HEIGHT/WEIGHT

6-2/180

NBA EXPERIENCE

15

COLLEGE

Arizona

HIGH SCHOOL

Benjamin Franklin High School (Seattle, WA)

BIRTHDATE

September 15, 1977

BIRTHPLACE

Seattle, WA

HOW ACQUIRED

Trade with Sacramento on September 12, 2014

31 | JASON TERRY

GUARD

TERRY'S CAREER HIGHS

Minutes

55, 03/14/2007, vs Phoenix

Defensive Rebounds

9, 12/19/2003, vs Sacramento (3 times)

Field Goals

16, 04/13/2002, vs Cleveland

Rebounds

10, 02/28/2003, at Chicago

Field Goal Attempts

34, 04/13/2002, vs Cleveland

Assists

16, 03/25/2003, vs L.A. Lakers

Three-Point Field Goals

7, 03/15/2009, at L.A. Lakers (Twice)

Steals

6, 12/03/2002, at New Jersey (Twice)

Three-Point Attempts

16, 03/15/2009, at L.A. Lakers

Turnovers

8, 03/25/2007, at Atlanta

Free Throws

13, 03/23/2005, at Golden State (Twice)

Blocked Shots

3, 01/22/2010, at Philadelphia

Free Throw Attempts

17, 01/15/2002, vs Dallas

Points

46, 01/15/2002, vs Dallas

Offensive Rebounds

4, 01/05/2007, at San Antonio

TERRY'S CAREER HIGHS

REGULAR SEASON

YEAR	G-S	MIN	FGM-A	PCT	3FGM-A	PCT	FTM-A	PCT	REBOUNDS	OFF-DEF-TOT	AST	PF-D	ST	TO	BLK	TP	RPG	APG	PPG	
1999-00 (ATL)	81-27	1888	249-600	.415	46-157	.293	113-140	.807	24-142-166	346	42-227-269	403	133	90	156	10	657	2.0	4.3	8.1
2000-01 (ATL)	82-77	3089	596-1367	.436	124-314	.395	303-358	.846	40-230-270	444	37-242-279	600	175	126	249	14	1395	3.4	7.4	17.2
2001-02 (ATL)	78-78	2967	524-1219	.430	172-444	.387	284-340	.835	49-287-336	437	30-178-208	264	170	88	92	18	1269	2.5	3.2	15.5
2002-03 (ATL)	81-81	3081	488-1141	.428	160-431	.371	259-292	.887	31-127-158	306	39-138-177	251	141	97	119	20	1447	2.4	3.4	19.6
2003-04 (ATL)	81-78	3018	499-1196	.417	146-421	.347	215-260	.827	19-121-140	292	16-133-149	226	69	73	127	11	950	2.4	3.6	15.1
2004-05 (DAL)	80-57	2401	372-743	.501	103-245	.420	146-173	.844	16-133-149	226	19-140-169	198	110	66	102	11	799	2.0	2.5	10.1
2005-06 (DAL)	80-80	2798	516-1099	.470	171-416	.411	168-210	.800	4-33-37	56	48	13	27	0	159	1.1	1.6	4.5		
2006-07 (DAL)	81-80	2846	514-1063	.484	162-370	.438	160-199	.804	453-2467-2920	5008	2223	1402	2231	214	17445	2.6	4.4	15.4		
2007-08 (DAL)	82-34	2579	471-1008	.467	136-363	.375	191-223	.857												
2008-09 (DAL)	74-11	2491	541-1168	.463	167-456	.366	198-225	.880												
2009-10 (DAL)	77-12	2540	456-1041	.438	136-373	.365	232-268	.866												
2010-11 (DAL)	82-10	2564	492-1091	.451	127-351	.362	182-214	.850												
2011-12 (DAL)	63-1	2000	357-830	.430	138-365	.378	98-111	.883												
2012-13 (BOS)	79-24	2124	281-648	.434	123-331	.372	114-131	.870												
2013-14 (BRK)	35-0	570	55-152	.362	39-103	.379	10-15	.667												
Totals	1136-650	36956	6411-14366	.446	1950-5140	.379	2673-3159	.846												

PLAYOFFS

YEAR	G-S	MIN	FGM-A	PCT	3FGM-A	PCT	FTM-A	PCT	REBOUNDS	OFF-DEF-TOT	AST	PF-D	ST	TO	BLK	TP	RPG	APG	PPG
2004-05 (DAL)	13-13	501	81-160	.506	27-55	.491	38-43	.884	9-45-54	60	28	17	30	7	227	4.2	4.6	17.5	
2005-06 (DAL)	22-22	844	163-369	.442	31-101	.307	59-71	.831	12-52-64	83	55	26	44	1	416	2.9	3.8	18.9	
2006-07 (DAL)	6-6	229	39-92	.424	9-32	.281	15-18	.833	3-11-14	22	12	5	17	2	102	2.3	3.7	17.0	
2007-08 (DAL)	5-3	180	26-60	.433	14-32	.438	13-15	.867	1-7-8	24	15	2	5	1	79	1.6	4.8	15.8	
2008-09 (DAL)	10-1	325	49-126	.389	22-59	.373	23-30	.767	6-22-28	19	18	6	16	3	143	2.8	1.9	14.3	
2009-10 (DAL)	6-0	174	26-69	.377	12-30	.400	12-16	.750	2-13-15	12	16	4	6	1	76	2.5	2.0	12.7	
2010-11 (DAL)	21-0	684	128-268	.478	42-95	.442	70-83	.843	6-34-40	67	44	26	32	3	368	1.9	3.2	17.5	
2011-12 (DAL)	4-1	139	20-44	.455	10-20	.500	5-8	.625	1-8-9	15	11	1	8	0	55	2.3	3.8	13.8	
2012-13 (BOS)	6-1	189	24-54	.444	15-34	.441	9-11	.818	0-13-13	12	9	4	5	2	72	2.2	2.0	12.0	
Totals	93-47	3265	556-1242	.448	182-458	.397	244-295	.827	40-205-245	314	208	91	163	20	1538	2.6	3.4	16.5	

52

#31 Terry

2013-14

Averaged 4.5 points, 1.0 rebounds and 1.6 assists per game in 16.3 minutes as a member of the Brooklyn Nets. Appeared in 35 contests with no starts. Missed 28 games with the Sacramento Kings for left knee rehabilitation.

Professional

2012-13 Averaged 10.1 points, 2.0 rebounds, 2.5 assists and 0.84 steals in 26.9 minutes per game...Made his Celtic regular season debut against Miami on 10/30 and recorded eight points, one assist and one steal in 25 minutes...Had his first start as a Celtic with 15 points and two assists in 22 minutes against Milwaukee on Nov. 10...Recorded 20 points on 7-of-10 shooting and shot 4-of-7 from three against Toronto on Nov. 17... Tied a season-high of 20 points at Sacramento on Dec. 30... Recorded a new season-high of 26 points to go along with three steals against Denver on Feb. 10... Tied a season-high with five threes against Atlanta on Mar. 29 en route to 24 points on 7-for-10 shooting...Recorded his 1,100th career game against Brooklyn on Apr. 10... Recorded his 17,000th career point against Denver on Feb. 10

2011-12: Averaged 15.1 points, 3.6 assists, 1.2 steals and 31.7 minutes in 63 games (1 start) while shooting 43.0% (357-830 FGs) from the field, 37.8% (138-365 3FGs) from 3-point range and 88.3% (98-111 FTs) from the line...ranked 2nd in the NBA in 3FGM in 2011-12 behind Ryan Anderson (166)...also ranked 2nd in 3FGM in the 4th quarter with 49 (49-113, .434)...only Steve Novak (52) made more...among NBA leaders, ranked 40th in scoring, 38th in assists and T-33rd in steals...1 30-point game...11 games with 20+ points...4 games with 3+ steals... with his 4th 3-pointer (1,783rd career) at the 4:20 mark of 1OT on 4/16/12, he tied Chauncey Billups for 4th place on the NBA's all-time 3FGM list...**2010-11:** Averaged 15.8 points, 1.9 rebounds, 4.1 assists and 31.1 minutes in 82 games (10 starts) while shooting 45.1% (492-1091 FGs) from the field, 36.2% (127-351 3FGs) from 3-point range and 85.2% (182-214 FTs) from the line...was the only Maverick to appear in all 82 games in 2010-11...1 double-double...1 30-point game...20 games with 20+ points...11 games with 3+ steals...22 points (10-15 FGs, 2-4 3FGs), 6 assists, 4 steals in 35 minutes vs. CHA (10/27/10)... **2009-10:** Averaged 16.6 points, 1.8 rebounds, 3.8 assists, 1.2 steals and 33.0 minutes in 77 games (12 starts) while shooting 43.8% (456-1041 FGs) from the field, 36.5% (136-373 3FGs) from 3-point range and 86.6% (232-268 FTs) from the line...among NBA leaders, ranked in FT% (13th)...3 games with 30 points, 24 games with 20 points (17 off bench), 1 double-double...single-handedly matched or outscored opposing bench times 13 (9-4)... **2008-09:** Averaged 19.6 points, 2.4 rebounds, 3.4 assists, 1.3 steals, 33.7 minutes in 74 games (11 starts)...shot 46.3% (541-1168 FGs) from the field, 36.6% (167-456 3FGs) from 3-point range and 88.0% (198-225 FTs) from the line...among NBA leaders, ranked 11th in FT%, 10th in 3FGs (167), 17th in steals per game...3 30-point games, 40 20-point games (33 off bench), single-handedly outscored opposing bench 26 times (18-8 record)...made at least 1 3FG in 42 straight games between at HOU (11/18/08) and vs. SA (3/4/09)... **2007-08:** As only Maverick to appear in all 82 games (34 starts), averaged 15.5 points, 2.5 rebounds, 3.2 assists, 1.1 steals in 31.4 minutes...shot 46.7% (471-1008 FGs) from the floor, 37.5% (136-363 3FGs) from beyond the arc, 85.7% (191-223 FTs) from the line... **2006-07:** In a team-high tying 81 games (team-high 80 starts), averaged 16.7 points, 5.2 assists, 2.9 rebounds and 1.0 steals in 35.1 minutes...ranked 6th in 3FG%...10+ points 68 times, including outings of 20+ points on 26 occasions and of 30+ points 3 times...finished the final 28 games of the season averaging 18.5 points (54.7% FG)... **2005-06:** In 80 games, averaged 17.1 points, 2.0 rebounds, team-high 3.8 assists and 1.3 steals in 35.0 minutes per

game...shot 47.0% (516-1099 FGs) from the floor, 41.1% (171-416 3FGs) from 3-point range and 80.0% (168-210 FTs) from the line...among NBA leaders, ranked 18th in 3FG% and 10th in 3FGs...20+ points 30 times and 30+ twice...29 points (11-18 FGs, 4-8 3FGs) in 44 minutes vs. HOU (11/22/05)...26 points (11-18 FGs, 4-6 3FGs), including the game-winner, in 41 minutes without a turnover at TOR (11/28/05)...37 points (14-23 FGs, 3-5 3FGs, 6-8 FTs) in 51 minutes without a turnover at MIL (11/29/05)...17 of 27 points (11-20 FGs, 4-8 3FGs) in the 3rd quarter while adding 7 assists in 44 minutes at DEN (1/6/06)...21 of 29 points (10-18 FGs, 7-8 FTs) in the 2nd half while adding 7 assists in 33 minutes vs. GS (3/23/06)...missed 2 games with a sore right hamstring (12/6, 12/9/05)... **2004-05:** Appeared in a team-high 80 games (started 57 of final 58 games)...averaged 12.4 points, 2.4 rebounds, team-high 5.4 assists and 1.4 steals in 30.0 minutes per game...shot a career-high 50.1% (372-743 FGs) from the floor, career-high 42.0% (103-245 3FGs) from 3-point range and 84.4% (146-173 FTs) from the line...joined Steve Nash as the only other player to shoot at least 50% from the floor, 40% from 3-point range and 80% from the foul line...made first start vs. ATL (12/18/04) and averaged 13.8 points, 6.2 assists, 2.5 rebounds and 1.4 steals in 32.4 minutes per game the rest of the season...1st double-double as a Maverick with 13 points and 11 assists with 4 steals in 33 minutes at WAS (11/14/04)...season-high 28 points (9-10 FGs, 5-5 3FGs, 5-6 FTs) in 32 minutes vs. LAL (1/5/05)...13 of 17 points (6-9 FGs, 5-5 FTs) in the 4th quarter, including the game-winning "and-one" play in 31 minutes at SAC (2/11/05)... missed 1 game with a sprained right ankle (11/19/04) and 1 game with a sore right ankle (4/19/05)... **2003-04:** In 81 games (78 starts), averaged 16.8 points, career-high 4.1 rebounds, team-high 5.4 assists and 1.5 steals in 37.3 minutes...ranked 18th in the NBA in assists per game, 16th in steals per game and 13th in 3FGs (146)...20+ points 30 times...3+ 3-pointers 24 times...season-high 30 points (11-16 FGs) vs. NJ (4/12/04)...**2002-03:** Started all but 1 game, averaging 17.2 points, 7.4 assists, 3.4 rebounds and 1.6 steals in 38.0 minutes...ranked 6th in the NBA in FT% (career-high .887) and 7th in 3FGs (160)...20 double-doubles...1st career triple-double with 23 points, 10 rebounds and 13 assists at CHI (2/28/03)...**2001-02:** Started 78 games, averaging 19.3 points, 5.7 assists, 3.5 rebounds and career-high 1.9 steals in 38.0 minutes...40+ points 2 times, including career-high 46 points vs. DAL (1/15/02)...20+ points 31 times and 30+ 7 times...**2000-01:** Was only ATL player to appear in all 82 games (77 starts)...averaged a team and career-high 19.7 points with 3.3 rebounds, 4.9 assists and 1.3 steals...increased scoring average by 11.6 points over his rookie campaign...20+ points 20 times and 30+ 14 times...**1999-2000:** As a rookie, appeared in 81 games...averaged 8.1 points, team-high 4.3 assists, 2.0 rebounds and 1.1 steals in 23.3 minutes...started final 27 games, averaging 10.6 points and 7.0 assists...20+ points 3 times.

Playoffs

2011-12: Averaged 13.8 points, 2.3 rebounds, 3.8 assists and shot 50.0% from three in four games during the first round...**2010-11:** Averaged 17.5 points, 1.9 rebounds, 3.2 assists and 32.6 minutes in 21 games as a reserve...shot 47.8% (128-268 FGs) from the field, 44.2% (42-95 3FGs) from 3-point range and 84.3% (70-83 FTs) from the line...1 30-point game...9 games with 20+ points...in 6 first round games vs. POR, averaged 17.3 points, 1.8 rebounds, 3.8 assists and 1.0 steals in 33.2 minutes...game-high 29 points (10-13 FGs, 5-7 3FGs, 4-5 FTs), 7 assists, 40 minutes in Game 3 at POR (4/21/11)...in 4-game Western Conference Semifinal series vs. LAL, averaged 19.8 points, 2.3 rebounds, 3.8 assists, 1.3 assists and 31.0 minutes...23 points (7-10 FGs, 2-4 3FGs, 7-8 FTs) in 36 minutes in Game 3 vs. LAL (5/6/11)...playoff-high 32 points (11-14 FGs,

#31 Terry

Players

9-10 3FGs, 1-2 FTs) in 25 minutes in Game 4 vs. LAL (5/8/11)...his 9 3-pointers tied an NBA playoff record (Rex Chapman, PHO at SEA, 4/25/97)...in 5-game Western Conference Finals series vs. OKC, averaged 15.4 points, 1.6 rebounds, 2.0 assists, 1.4 steals and 33.0 minutes...21 points (8-12 FGs, 3-5 3FGs, 2-2 FTs), 4 rebounds, 6 assists, 30 minutes in Game 5 vs. MIA (6/9/11) to become the first sub to record at least 20 points and 5 assists in a Finals game since Michael Cooper (21 points and 9 assists) in Game 2 of the 1987 Finals...game-high 27 points (11-16 FGs, 3-7 3FGs, 2-4 FTs) in 34 minutes in series-clinching Game 6 at MIA (6/12/11). **2009-10:** In 6 first-round games vs. SA, averaged 12.7 points, 2.5 rebounds, 2.0 assists and 29.0 minutes...game-high (playoff-best) 27 points (9-19 FGs, 3-7 3FGs, 6-6 FTs), 2 rebounds, 3 assists and 1 block in 41 minutes while outscoring SA bench 27-24 in Game 2 vs. SA (4/21/10)...17 points (6-15 FGs, 4-8 3FGs, 1-2 FTs), 2 rebounds, 2 assists, 37 minutes in Game 3 at SA (4/23/10)... **2008-09:** In 10 games (1 start), averaged 14.3 points, 2.8 rebounds, 1.9 assists and 32.5 minutes...averaged 13.4 points, 2.4 rebounds, 1.4 assists and 31.2 minutes in 5 first-round games vs. SA...19 points (7-14 FGs, 3-5 3FGs, 2-2 FTs), 2 rebounds, 4 assists, 33 minutes in Game 5 at SA (4/28/09)...in 5 Western Conference Semifinal games (1 start) vs. DEN, averaged 15.2 points, 3.2 rebounds, 2.4 assists and 33.8 minutes...21 points (7-18 FGs, 3-8 3FGs, 4-6 FTs), 3 rebounds, 6 assists, 39 minutes in Game 2 at DEN (5/5/09)...17 points (5-12 FGs, 2-4 3FGs, 5-6 FTs), 4 rebounds, 1 assist, 33 minutes in Game 3 vs. DEN (5/9/09)... **2007-08:** In 5 games (3 starts) of the first-round vs. NO, averaged 15.8 points, 1.6 rebounds, playoff career-high 4.8 assists and 36.0 minutes...shot 43.3% (26-60 FGs) from the field, 43.8% (14-32 3FGs) from 3-point range and 86.7% (13-15 FTs) from the line...playoff-high 22 points (8-18 FGs, 3-8 3FGs, 3-4 FTs), 6 assists in Game 3 (4/25/08)... **2006-07:** In 6 first-round games vs. GS, averaged 17.0 points, 2.3 rebounds, 3.7 assists and 38.2 minutes... **2005-06:** Started all 22 games, averaging 18.9 points, 3.8 assists, 2.9 rebounds and 1.2 steals in 38.4 minutes...32 points (12-25 FGs, 2-6 3FGs, 6-6 FTs) in 51 minutes in Game 4 vs. SA (5/15/06)...32 points (13-18 FGs, 4-7 3FGs, 2-2 FTs) in 37 minutes in Game 1 vs. MIA (6/8/06) to become the fifth player to score at least 30 points in his first NBA Finals game (Michael Jordan, Shawn Kemp, Tim Duncan, Allen Iverson)...35 points (13-23 FGs, 4-9 3FGs, 5-5 FTs) in 50 minutes in Game 5 at MIA (6/18/06)... **2004-05:** Started all 13 games and averaged 17.5 points, 4.2 rebounds, 4.6 assists and 1.3 steals...shot 50.6% (81-160 FGs) from the floor, 49.1% (27-55 FGs) from 3-point range and 88.4% (38-43 FTs) from the line...32 points (11-18 FGs, 6-8 3FGs, 4-4 FTs) in 41 minutes in Game 4 at HOU (4/30/05)...31 points (8-14 FGs, 3-5 3FGs, 12-12 FTs) in 41 minutes in Game 7 vs. HOU (5/7/05)...36 points (13-25 FGs, 4-7 3FGs, 6-9 FTs) in 48 minutes in Game 6 vs. PHO (5/20/05).

College

Named First Team All-America by Associated Press as a senior after averaging 21.9 points per game (44.3% FG, 83.9% FT)...received First Team honors from The Sporting News and was selected as the National Player of the Year by Sports Illustrated, CBS/Chevrolet and Basketball Times...was a finalist for the John R. Wooden, USBWA/Oscar Robertson and Naismith National Player of the Year awards...finished four-year career as the Wildcats' all-time leader in steals (245), ranking 4th on the all-time Pac-10 list...concluded his career at Arizona ranked 12th in points list (1,461), 5th in assists (493) and 2nd in 3-point field goals (192)...currently, he is the only player in Arizona history to finish with 1,000 career points and 200 career steals...compiled a 103-28 record in his four years as a Wildcat...helped Arizona win the NCAA Championship in 1997...named Pac-10 Player of the Year and was an All-Conference First Team selection as a senior...became first player in the Pac-10 to lead the league in scoring (21.9 ppg, 14th in nation), assists (5.5 apg) and steals (2.8 spg) since 1989-90 (Gary Payton)...as a junior, helped the Wildcats reach the NCAA Elite Eight in his role as sixth man, averaging 10.6 points per game...as a sophomore on Arizona's NCAA Championship team, made 18 starts and was the Wildcats' fourth-leading scorer at 10.6 points (also averaged 4.4 assists and 2.5 steals).

Personal

Jason Terry won back to back state titles at Benjamin Franklin High School in Seattle, WA. He is one of ten children and is the cousin of fellow NBA player Martell Webster of the Washington Wizards.

Transactions

Selected 10th overall in the 1999 NBA Draft. Signed with the Atlanta Hawks on July 11th, 1999. On September 11, 2003 signed an offer sheet with the Utah Jazz. Atlanta Hawks matched offer sheet on September 25, 2003. Acquired in a trade by the Dallas Mavericks on September 4, 2004. Signed multiyear contract with the Dallas Mavericks on July 24, 2006. Signed multiyear contract with the Boston Celtics on July 17, 2012. Acquired by the Brooklyn Nets in a trade with the Boston Celtics on July 12, 2013. Acquired in a trade by the Sacramento Kings on February 19, 2014. Acquired from the Kings by the Rockets on September 17, 2014 in exchange for Alonzo Gee and Scotty Hopson.



2014 Draft Class



#15 Clint Capela

Position: Center • **Height:** 6-10 • **Weight:** 245

NBA Experience: R

Prior to Draft: Elan Chalon (France)

Birthdate: May 18, 1994, Geneva, Switzerland

How Acquired: Drafted in the first round (25th overall) of the 2014 NBA Draft

International

Has played two seasons with Elan Chalon's senior squad in France...With Switzerland in FIBA play: '11 U18 Euros (15.7 ppg, 15.7 rpg – 1st in event, 2.4 bpg – 4th); '10 U16 Euros (20.2 ppg – 2nd, 16.1 rpg – 1st); '09 U16 Euros (12.2 ppg)...With the senior national team, averaged 12.9 points and 8.1 rebounds per game to propel Switzerland to top spot in Group C of the EuroBasket 2015 1st Qualification Round. Posted five points, four boards and a block in 14 minutes for World Select Team in the '14 Nike Hoop Summit...**2013-14:** As of April 27, currently averaging 9.8 points, 7.4 rebounds and 1.7 blocks for Elan Chalon in France's top pro league. Ranks fifth in the LNB in rebounding, second in blocks and two-point field goal percentage (.667) and first in dunks (1.97/gm). Posted a season-high 22 points on 10-of-13 shooting along with 10 rebounds (6 off.) and four assists vs. Antibes in just 22 minutes...Set a French League record with the highest efficiency record in a game for a player under 20 with a 41 on 21 points, nine boards and seven assists vs. Roanne, surpassing Tony Parker's 38 in May 2001. Recorded a personal-best 17 rebounds along with 10 points and three blocks vs. Gravelines. Notched 14 points and 14 boards in 33 minutes vs. Orleans...Tallied 19 points on 8-of-9 shooting and 10 rebounds vs. ASVEL and 17 points on 7-of-8 shooting and 11 rebounds and two blocks vs. Limoges...Collected 17 points on 7-of-7 shooting and nine rebounds vs. Strasbourg. Had nine or more rebounds in seven of the last 10 games to end the regular season. Saw action in 10 games in the Eurocup (the ULEB's second division version of the Euroleague). Averaged 11.2 points, 6.5 rebounds and 1.1 blocks in 19.8 minutes. Ranked first in field goal percentage (.718), 14th in blocks (11) and 20th in rebounds (65). 2012-13: Made his debut in France Pro A (LNB) with Elan Chalon. Averaged 3.2 points, 2.9 rebounds and 0.4 blocks in 9.1 minutes over 14 games. Also made seven Euroleague appearances, posting 2.3 points and 3.0 rebounds in 8.0 minutes per outing...Turned heads with 12 points, 12 rebounds and four blocks in 26 minutes vs. Unicaja Malaga. Also played for Elan Chalon's under-21 team (11.4 ppg, 6.8 rpg, 1.4 bpg).

Transactions

Drafted 25th overall by the Houston Rockets in the 2014 NBA Draft...Signed with the Rockets on July 23, 2014.

Players



2014 Draft Class



#3 Nick Johnson

Position: Guard • **Height:** 6-3 • **Weight:** 200

NBA Experience: R

College: Arizona

High School: Findlay Prep (Las Vegas, NV)

Birthdate: December 22, 1992, Tempe, AZ

How Acquired: Drafted in the second round (32nd overall) by the Houston Rockets

College

Earned numerous All-American honors as a junior as well as Pac-12 Player of the Year. A finalist for several National Player of the Year awards. Led Arizona (33-5) to the Elite Eight and a Pac-12 title. 2013-14: Paced Arizona in scoring with an average of 16.3 points per game, and also ranked second on the team in assists (2.8 apg) and steals (1.1 spg). Shot 43.2 percent from the floor, while averaging a career-high 4.1 rebounds and 0.7 blocks. Reached the 20-point mark a team-high 11 times and had one double-double. Scored in double figures in all but three games. Ranked eighth in the Pac-12 in scoring and 11th in three-point field goals per game (1.6). Named a First Team All-American by the NABC, Sporting News, USBWA and Wooden Award. A Second-Team selection by the AP. Voted as Pac-12 Player of the Year, First Team All-Pac-12, Pac-12 All-Defensive Team, USBWA District IX Player of the Year and NABC and USBWA All-District. Selected the Most Outstanding Player at the NIT Season Tip-Off. A member of the Pac-12 Tournament All-Tournament Team. A finalist for all three major National Player of the Year awards. 2012-13: Averaged 11.5 points, 3.2 assists and 1.9 steals in 31.4 minutes per game. Honorable Mention Pac-12 All-Defensive Team. Had 23 games with 10 or more points. Collected 12 games with three or more steals and 10 games with

five or more assists. 2011-12: Voted to the Pac-12 All-Freshman Team. Totaled four blocked shots vs. UCLA in Pac-12 Tournament. Posted 20 points at Washington. Scored 12 of his game-high 18 points vs. Utah in the second half, including 10 in the final 6:24 to go with three steals. Tallied 19 points vs. Oregon State. Poured in 19 points in his first career start at New Mexico State. Had 14 points and six assists vs. Valparaiso in NCAA debut.

Personal

Father, Joey, played basketball at Arizona State. Nick's uncle, the late Dennis Johnson, was inducted into the Naismith Memorial Basketball Hall of Fame and played 14 seasons in the NBA, earning five trips to the All-Star Game, three NBA titles, one NBA Finals MVP (1979), and nine All-Defensive team appearances

Transactions

Selected by the Houston Rockets with the 32nd overall pick in the 2014 NBA Draft...Signed with the Rockets on July 25, 2014

Players

COLLEGE		REBOUNDS																
YEAR	G-S	MIN	FGM-A	PCT	3FGM-A	PCT	FTM-A	PCT	OFF-DEF-TOT	AST	PF-D	ST	TO	BLK	TP	RPG	APG	PPG
2011-2012 (Arizona)	35-28	983	99-268	0.369	40-125	0.320	74-109	0.679	20-94-114	85	79	26	67	19	312	3.3	2.4	8.9
2012-2013 (Arizona)	35-35	1099	137-306	0.448	42-107	0.393	87-122	0.713	14-113-127	112	65	68	66	20	403	3.6	3.2	11.5
2013-2014 (Arizona)	38-38	1255	205-474	0.432	62-169	0.367	146-187	0.781	31-123-154	107	76	43	64	25	618	4.1	2.8	16.3
Totals	108-101	3337	441-1048	0.421	144-401	0.359	307-416	0.734	65-330-395	304	220	137	197	64	1333	3.7	2.8	12.3



2014 Draft Class



Alessandro Gentile

Position: Forward • **Height:** 6-6 • **Weight:** 228

NBA Experience: R

Prior to Draft: EA7 Emporio Armani Milano

Birthdate: November 12, 1992, Maddaloni, Caserta, Italy

How Acquired: Drafted in the second round (53rd overall) of the 2014 NBA Draft

International

Began career with Italy's Benetton Treviso in 2008-09. At 18 years old, became the youngest player in the Italian League playoff history to score at least 20 points in a game. Joined EA7 Emporio Armani Milano midseason 2011-12, where he continues to play. Competed in the Italian All-Star Game in 2011 and 2013 (game-high 18 points). Member of Italy's national team. Posted 14.2 ppg in Eurobasket 2013. Led the 2010 European U18 Championship in scoring (23.0 ppg). Also competed in the 2011 U20 Euros (18.2 ppg), 2010 U20 Euros (17.2 ppg) and 2008 U16 Euros (4.0 ppg). 2013-14: Suffered a left leg injury in April which sidelined him. As of April 25, averaging 11.0 points, 3.6 rebounds, 2.8 assists and 0.9 steals in 23.8 minutes over 25 Italian League games with Olimpia Milano. Recorded 29 points vs. Sutor and 28 vs. Cantu. Also posted 11.4 points and 2.3 assists in 25.0 minutes in 21 Euroleague games. Totaled 24 points vs. FC Barcelona in Euroleague action. 2012-13: Averaged 11.9 points, 3.5 rebounds and 2.1 assists in 23.5 minutes over 31 Italian League games with Olimpia Milano. Shot 44.4 percent overall and 27.4 percent from three. Played an exhibition game in Italy vs. the Boston Celtics. Shot 3-of-13 from the field, 1-of-3 from three-point range and 4-of-6 from free throw line for 11 points. Also recorded, six assists, four rebounds, one steal, four turnovers and

two fouls in 34 minutes. 2011-12: Started the season with Benetton Treviso. Shared floor with four players with NBA experience including Brian Scalabrine. Averaged 12.7 points in 10 Italian League games. Signed with Olimpia Milano in December. Averaged 8.9 points in 23.2 minutes over 35 Italian League games with both teams.

Personal

Father Nando is a former point guard for Italy's national team who led Olimpia Milano to its last championship in 1996 and won the 2000 Euroleague title with Panathinaikos.

Players



Rookie Free Agents



#10 Tarik Black

Position: Center • **Height:** 6-11 • **Weight:** 250

NBA Experience: R

College: Kansas

High School: Ridgeway High School (Memphis, TN)

Birthdate: November 22, 1991, Memphis, TN

How Acquired: Signed as a rookie free agent on August 27, 2014

College

Started 15 and played in 33 games in 2013-14... Averaged 15.0 ppg in the NCAA Tournament, including a game-high 18 points vs. Stanford (3/23)... Averaged 11.0 rebounds per game in the Big 12 Championship... Season-high 19 points on 9-of-9 shooting on Senior Night, best efficiency by a Jayhawk since 1990... Finished his career with 1,128 points... Big 12 Newcomer of the Week (12/23). Junior (2012-13): Played in 32 games with five starts... Averaged 20.8 minutes, 8.1 points and 4.8 rebounds per game... His 4.8 boards were second best on the Memphis team... Led Conference USA in field goal percentage (58.9 percent) for the second-straight season... Had 10 games with double-figure scoring and one with 10-plus boards... Pulled down five-plus rebounds in 15 games... Named to the Tiger Academic 30 for the 2013 spring semester for having the highest grade-point average on the team... Sophomore (2011-12): Played in all 35 games and made 31 starts... Averaged 10.7 points, 4.9 rebounds and 1.5 blocked shots... Led Memphis in rebounding nine times... Pulled down five or more rebounds 16 times and 10-plus boards four times... Had 18 games with double-figure scoring... Set the Memphis single-season field goal percentage record at 68.9 percent... Ranked among the C-USA leaders in field goal percentage (first, 69.8) and blocked shots (sixth, 1.5)... Shot 76.5 percent in postseason play (C-USA and NCAA tournaments)... Had a double-double with 15 points and a career-high-tying 13 rebounds vs. UTEP (3/8) in the C-USA Tournament quarterfinals... Shot

71.7 percent from the field in league play.... Freshman (2010-11): Played in all 35 games and made 24 starts, including 18 of the final 19 contests... Averaged 9.1 points and 5.0 rebounds... Led Memphis in rebounding 10 times... Grabbed five or more rebounds 21 times.

Personal

Full name is Tarik Bernard Black... Born in Memphis, Tenn... Parents are Lawrence and Judith Black... Graduated from Memphis with a degree in organizational leadership.

In Transactions

Undrafted Free Agent in 2014 NBA Draft. Signed as free agent with Houston on August 27, 2014.

COLLEGE				REBOUNDS															
YEAR	G-S	MIN	FGM-A	PCT	3FGM-A	PCT	FTM-A	PCT	OFF-DEF-TOT	AST	PF-D	ST	TO	BLK	TP	RPG	APG	PPG	
2010-2011 (Memphis)	35-24	792	122-231	0.528	0-0	0.000	74-126	0.587	96-80-176	12	113	27	47	56	318	5.0	0.3	9.1	
2011-2012 (Memphis)	35-31	895	144-209	0.689	0-0	0.000	85-143	0.594	72-98-170	6	114	22	45	53	373	4.9	0.2	10.7	
2012-2013 (Memphis)	32-5	662	103-175	0.589	0-0	0.000	52-116	0.448	58-97-155	14	105	22	43	20	258	4.8	0.4	8.1	
2013-2014 (Kansas)	33-15	446	74-107	0.692	0-1	0.000	33-55	0.600	41-87-128	9	93	10	23	17	181	3.9	0.3	5.5	
Totals	135-75	2795	443-722	0.614	0-1	0.000	244-440	0.555	267-362-629	41	425	81	158	146	1130	4.7	0.3	8.4	



Rookie Free Agents



#25 Akil Mitchell

Position: Guard • **Height:** 6-3 • **Weight:** 180

NBA Experience: R

College: Virginia

High School: Charlotte Christian School (Charlotte, NC)

Birthdate: June 26, 1992, Charlotte, NC

How Acquired: Signed as a rookie free agent on September 26, 2014

College

Ranks third all-time in school history with 133 games played. Ranks seventh all-time in school history with 798 rebounds. Ranks 14th all-time in school history with 15 double-doubles. Named First Team All-ACC Defensive Team as a senior. Named Third Team All-ACC Team as a senior. Named Third Team All-ACC as a junior. Senior (2013-14): Ranked first on team in rebounds (7.0 rpg). Scored in double figures in seven of 37 games played. Scored a season-high 15 points against Notre Dame. Grabbed a season-high 15 rebounds against Duke. Grabbed 13 rebounds along with 11 points against Florida State. Junior (2012-13): Ranked second on team in scoring (13.1 ppg) and first in rebounds (8.9 rpg). Scored in double figures in 27 of 35 games played. Scored a season-high 20 points twice, against Mississippi Valley State and Green Bay. Grabbed a season-high 16 rebounds against Seattle. Scored 19 points along with 12 rebounds against Duke. Sophomore (2011-12): Averaged 4.1 points and 4.4 rebounds per game. Scored a season-high 10 points three times, against North Carolina State, Wake Forest, and Boston

College. Grabbed a season-high 12 rebounds against North Carolina State. Grabbed 10 rebounds against Maryland Freshman (2010-11): Averaged 2.4 points and 3.0 rebounds per game. Scored a season-high nine points against LSU. Grabbed a season-high eight rebounds against Miami.

Personal

Son of Vernetta and Anthony Mitchell. Has a younger brother, Akim. Father played basketball at Howard University and Florida A&M University, while also playing professionally in Italy. Was a National Honor Society member in high school.

Transactions

Undrafted in 2014 NBA Draft. Signed as a free agent on September 24, 2014 with the Houston Rockets.

COLLEGE				REBOUNDS															
YEAR	G-S	MIN	FGM-A	PCT	3FGM-A	PCT	FTM-A	PCT	OFF-DEF-TOT	AST	PF-D	ST	TO	BLK	TP	RPG	APG	PPG	
2010-2011 (Virginia)	29-1	436	27-80	0.338	1-8	0.125	15-29	0.517	22-64-86	24	51	18	17	6	70	3.0	0.8	2.4	
2011-2012 (Virginia)	32-15	705	52-103	0.505	0-0	0.000	27-53	0.509	39-102-141	27	71	21	26	10	131	4.4	0.8	4.1	
2012-2013 (Virginia)	35-35	1070	177-325	0.545	0-2	0.000	106-153	0.693	94-218-312	52	74	45	63	14	460	8.9	1.5	13.1	
2013-2014 (Virginia)	37-36	952	105-187	0.561	0-1	0.000	41-96	0.427	72-187-259	44	70	29	49	21	251	7.0	1.2	6.8	
Totals	133-87	3163	361-695	0.519	1-11	0.091	189-331	0.571	227-571-798	147	266	113	155	51	912	6.0	1.1	6.9	



Players in the System

Jon Diebler

Pos: G/F • **Ht:** 6-6 • **Wt:** 205 • **DOB:** 6/22/88
College: Ohio State

NBA

Houston acquired his rights from Portland as part of a three-team trade on July 20, 2012 ... originally drafted in the second round (51st overall) by the Trail Blazers in the 2011 NBA Draft.

College

Averaged 10.7 points (.416, 374-900 3FG), 2.8 rebounds and 1.9 assists over his four seasons at Ohio State ... set the Big Ten record for career 3-pointers made with 374, including a school-record 10 in one game at Penn State ... picked Third-Team All-Big Ten as a senior ... led the nation in 3-point shooting in 2010-11 (.502, 114-227 3FG), setting both the Ohio State and Big Ten records for 3-pointers made.

International Play

Spent the 2011-12 season with Greek team Panionios ... signed a contract with Pınar Karsıyaka of the Turkish Basketball League in the summer of 2012. Has appeared in 96 combined games for Pınar Karsıyaka the past two seasons

Axel Hervelle

Pos: F • **Ht:** 6-9 • **Wt:** 240 • **DOB:** 5/12/83
Country: Belgium (Liège)

NBA

Selected by Denver in the second round (52nd overall) of the 2005 NBA Draft ... played with the Nuggets in the 2005 Summer League ... Houston acquired his draft rights from Denver in exchange for James White on Sept. 22, 2009.

International Play

Has played the last five seasons with Bizkaia Bilbao Basket (Spain) after joining the club in Jan. 2010 ... participated at the 2011 European Championship ... played with Real Madrid (Spain) from the 2004-05 season through Dec. 2009 ... captured two ACB League titles (2004-05, 2006-07) and one ULEB Cup (2006-07) with Real Madrid ... played with RBC Verviers-Pepinster (Belgium) in the Belgian First Division (2000-04) before signing with Real Madrid ... spent his early basketball years with Hannut Liège ... also a member of the Belgian National Team ... played at the 2011 European Championship ... participated in the 1999 European Championship for Cadets (U-16), the 2000 European Championship for Junior Men (U-18) and the 2002 European Championship for Young Men (U-20).

Maarty Leunen

Pos: F • **Ht:** 6-9 • **Wt:** 220 • **DOB:** 9/3/85
College: Oregon

NBA

Selected by Houston in the second round (54th overall) of the 2008 NBA Draft. **2014:** Appeared in 8 games for the Rockets in Vegas Summer League averaging 3.9 points per game in 15.0 minutes. 4 appearances in Orlando Summer League averaging 9.5 points per game in 23.8 minutes. **2010:** Averaged 2.6 points and 2.8 boards in five games (one start) with Houston in the 2010 NBA Summer League. **2009:** Averaged 9.8 points, 5.4 boards and 2.6 assists in five games (five starts) with the Rockets in the 2009 NBA Summer League. **2008:** Averaged 16.0 points and 4.8 boards over five games with Houston in the 2008 NBA Summer League.

College

Averaged 9.9 points (.503, 418-831 FG; .397, 131-330 3FG), 7.1 rebounds and 1.8 assists over his college career ... named Second-Team All-Pac-10 as a senior and earned Honorable Mention All-Conference honors as a junior ... finished collegiate career as Oregon's second all-time leader in rebounds (903) ... also ranked 17th all-time in scoring (1,259 points), seventh in steals (121) and ninth in 3-point field goal percentage (.397) ... led the Ducks in rebounds per game (9.2, fourth in Pac-10) and ranked second in scoring average (15.2) as a senior ... also ranked second in the league in 3-point field goal percentage (.492) and seventh in field goal percentage (.559).

International Play

Has played with Pallacanestro Cantù (Italy) for the last five seasons (2009-14) ... saw action with Darussafaka Istanbul (Turkey) in 2008-09 ... participated as a member of Team USA at the 2007 Pan American Games and played in the 2004 Global Games.

Sergei Lishouk

Pos: F/C • **Ht:** 6-11 • **Wt:** 250 • **DOB:** 3/31/82
Country: Ukraine (Khimik Yuzhny)

NBA

Originally selected by the Memphis Grizzlies in the second round (50th overall) of the 2004 NBA Draft ... his draft rights were later acquired by Houston on Feb. 21, 2008... The LA Lakers acquired Lishouk's rights from Houston on Dec. 15, 2010 before Houston again acquired his draft rights in a trade with the Lakers on July 13, 2014.

International Play

Re-signed with Valencia Basket on July 22, 2014. Has played for Valencia Basket from 2009 until the present while also participating on the Ukrainian National Team.

Players in the System

Sergio Llull

Pos: G • **Ht:** 6-3 • **Wt:** 190 • **DOB:** 11/15/87
Country: Spain (Mahon)

In the NBA

Selected by the Denver Nuggets in the second round (34th overall) of the 2009 NBA Draft ... Houston acquired his draft rights from Denver in exchange for cash considerations on June 25, 2009.

In International Play

Currently plays with Real Madrid and Spain ... Played seven games for the Spanish National Team during the 2014 FIBA World Cup...won the 2012 King's Cup (Spanish National Cup) with Real Madrid ... named the 2012 King's Cup Final MVP ... earned 2011 All-Euroleague Second Team with Real Madrid ... helped Spain capture the EuroBasket title at the 2009 and 2011 FIBA European Basketball Championship ... also participated with Spain in the FIBA World Championship 2010 in Turkey ... won silver medals at the Copa del Rey and the ACB Super Cup in 2009-10 with Real Madrid ... played in his second full season with Real Madrid in 2008-09 ... joined Real Madrid late during the 2006-07 season, helping to capture the ACB League title in 2006-07 ... made his pro debut in 2005-06 with Basquet Manresa in the Spanish ACB and played for Finques Olesa in the EBA ... also competed for Basquet Manresa in the LEB through 2006-07 ... was a member of Spain's U-18 and U-20 National Teams, winning a gold medal at the U-20 European Championship in 2004 and a silver medal at the U-20 Championship in 2007.

Brad Newley

Pos: G • **Ht:** 6-6 • **Wt:** 195 • **DOB:** 2/18/85
Country: Australia (Adelaide)

In the NBA

Chosen by Houston with a second-round selection (54th overall) in the 2007 NBA Draft, which was acquired by the Rockets from Orlando for cash considerations on June 28, 2007 ... pick was originally obtained by the Magic from the Cleveland Cavaliers. **2009:** Averaged 6.8 points, 2.6 rebounds and 0.6 assists in five games (three starts) with Houston in the 2009 NBA Summer League. **2007:** Averaged 3.3 points and 3.0 rebounds in three games with the Rockets in the 2007 NBA Summer League.

In International Play

Participated with the Australian National Team in the 2014 FIBA World Cup... Recently re-signed with Gran Canaria (Spain) on July 9, 2014 whom he as played with since Jan. 2012 ... signed with Lithuanian champion Lietuvos Rytas Vilnius for 2010-11 ... was a Lithuanian Basketball League All-Star in 2011 ... participated with Australia in the FIBA World Championship 2010 in Turkey ... played with Besiktas ColaTurka Istanbul (Turkey) in 2009-10, averaging 17.6 points, 4.5 rebounds and 1.3 assists in 28 Turkish League games ... averaged 10.6 points, 4.4 rebounds and 0.8 assists in 28 league games for Panellinios Athens (Greece) in 2008-09 ... in the 2008 Olympics, averaged 12.7 points, 2.5 rebounds and 1.3 assists ... played with Panionios Athens (Greece) in 2007-08 ... averaged 19.2 points per game over the previous three seasons with the Townsville Crocodiles in the NBL, which is Australia's premier professional basketball league ... in 2006-07, averaged 22.4 points, 5.4 rebounds and 3.2 assists to earn Second-Team All-NBL honors ... also collected 2005 NBL Rookie of the Year and Best Sixth Man honors, becoming the first player in league history to win both awards ... selected to the 2005 and 2006 NBL All-Star Games, winning MVP honors in 2005 after recording 35 points, seven assists and four rebounds ... averaged 12.7 points (.571, 28-49 FG; .450, 9-20 3FG) in six games played with Australia during the 2008 Beijing Olympic Games ... also played with the Australian National Team at the 2006 World Championships held in Japan, averaging 8.2 points in six games.

Marko Todorovic

Pos: C • **Ht:** 6-11 • **Wt:** 240 • **DOB:** 4/19/92
Country: Montenegro (Podgorica)

In the NBA

Last name is pronounced toe-DOE-row-vitch ... an early entry candidate, drafted by Portland in the second round (45th overall) of the 2013 NBA Draft ... Houston acquired his draft rights in a trade with the Trail Blazers on July 10, 2013.

In International Play

After spending the last two seasons with FC Barcelona (Spain), signed with Bilbao Basket on Aug. 30, 2014. Made his ACB debut at the age of 18 with Spanish team DKV Joventut Badalona ... played two seasons with Joventut before moving to F.C. Barcelona in 2012-13 ... also competed for Prat Joventut in LEB Silver (Spain's third division) from 2010-12 ... with the National Team, represented Montenegro at the youth level in international play in the 2011 U-20 European Championship and at the 2008 U-16 European Championship.

A photograph of Dwight Howard, a professional basketball player, in a white Houston Rockets jersey with the number 12. He is shown from the waist up, reaching high with both arms to shoot or pass a basketball. He is wearing red and white compression sleeves on his forearms. The background is dark, making the player stand out.

UNDEFEATED IN SPORTS MEDICINE

Go where the pros go to get better.

Better. It's the ultimate objective for pros like Dwight Howard, as well as weekend warriors around town. So whether you're facing a sports injury or simply want to up your game, get "better" quicker by working with the affiliated physicians from UTHealth Medical School and our team of experienced therapists and sports performance specialists.

Learn more at IRONMAN.memorialhermann.org

OFFICIAL HEALTHCARE PROVIDER



TEXAS MEDICAL CENTER
MEMORIAL CITY | THE WOODLANDS

IRONMAN[®]
Sports Medicine Institute

MEMORIAL[®]
HERMANN

ADVANCING HEALTH

The Business Team



Business Operations

Rockets Business Executives



Tad Brown
Chief Executive
Officer



Marcus Jolibois
Chief Financial
Officer



John R. Croley
Vice President
Corporate Development



Larry Kaiser
Vice President
Finance



Ken Sheirr
Vice President
Marketing



Gretchen Sheirr
Vice President
Sales & Service



Rafael Stone
General Counsel



Scott Manley
Asst. GM of Toyota
Center/VP of Arena
Operations



Tilman J. Fertitta
Advisory Director



Amanda Mann
Asst. GM of Toyota
Center/VP of Booking &
Event Operations



Michael Goldberg
Outside Counsel
Baker Botts L.L.P.

Rockets Broadcast Team



Bill Worrell
Rockets Television
Play-by-Play



Matt Bullard
Rockets Television
Analyst



Clyde Drexler
Rockets Television
Analyst



Craig Ackerman
Rockets Radio
Play-by-Play



Joel Blank
Rocket Radio Analyst
& Studio Host



Adrian Chavarria
Rockets Spanish Radio
Play-by-Play

Rockets Business Team



Joe Abercrombie
Director of Production
& Game Presentation



Lindsay Abowd
Ticket Sales &
Service Coordinator



Jim Adessa
Senior Manager
Game Presentation



Courtney Aldrich
Suite Activation
Executive



Don Allen
Building Carpenter



Eddie Allen
Facilities Services
Event Staff



Clay Allen
Associate
General Counsel



Natalie Alvarado
Entertainment Manager



Inmar Alvarez
Facility Services
Assistant Supervisor



Barbara Arnold
Executive Assistant
to Owner & CEO



Paul Avalos
Security Officer



Tajma Baker
Building Operator



Sandra Banks
Senior Receptionist



Bill Baptist
Team Photographer



Joel Blank
Director of
Broadcasting



Leilani Borbon Costa
Senior Coordinator
Events



Laura Bosche
Payroll Coordinator



Robert Boudwin
Mascot Event
Specialist



Jonathan Branham
Ticket Sales
Account Executive



Michael Canella
Motion Graphics
Designer



Jared Capozzi
Suite Sales
Consultant



Randelyn Carpenter
Corporate Development
Coordinator



Ramona Carrion
Security Officer



Martha Carvajal
Suite Sales
Consultant



David Casarez
Security Officer

Rockets Business Team

Business Operations



Juan Castillo
Facility Services
Supervisor



Sean Chambers
Security Officer



Geraldine Chell
Business & Travel
Coordinator



Andre Coleman
Facility Services
Event Staff



Roderick Collins
Lead Operator



Aaron Cook
Manager
Corporate Sales



Andrew Cornutt
Group Sales
Account Executive



Chris Costa
Director
Ticket Services



Aryon Crockett
Guest Services
Coordinator



Robert Daff
Shift Security
Supervisor



Terra'nce Daniels
Rockets Video Editor
& Videographer



Dominic Davila
Mascot Coordinator




Zachary Devine
Partnership Activation
Manager



Eduardo Diaz Muñoz
Graphic Designer



Theresa Dibrell
Box Office
Supervisor



Michael Dimitroff
Ticket Sales
Account Executive



Matt Dingas
Partnership Activation
Manager



Vanessa Dominguez
Grimaldi
Ticket Operations
Coordinator



John Donovan
Suite Sales
Consultant



Michael Drummond
Manager
Security



Hai Duong
Manager
Community Relations



Charles Ellis
Security Officer



Melissa Ezell
Group Sales
Account Executive



Samer Faris
Ticket Services
Executive



Shannon Fischer
Partnership Activation
Manager

Rockets Business Team



Troy Ford
Maintenance
Supervisor



Scott Foulkrod
Manager
Audio/Visual



Kenya Freeman
Facility Services
Event Staff



Zee French
Senior Director
Member Experience &
Retention



Taylor French
Production
Coordinator



Eloise Gamez
Accounts Payable
Coordinator



Cris Garthe
Senior Manager
Group Sales



Sarah Gibson
Director of Suite
Activation &
Development



Megan Gilchrist
Staff Accountant



Terri Glenn
Manager
Administrative
Services



Joe Gonzalez
Graphic Designer



Orinthia Gregory
Box Office
Assistant Supervisor



Alex Guajardo
Building Operator



Lisa Gudino
Manager
Marketing Operations



Zachary Hall
Ticket Sales
Account Executive



Joelle Hardin
Group Sales
Account Executive



Kristen Harper
Director
Human Resources



Ragnar Hartzheim
Senior Ticket Sales
Account Executive



Cody Haynes
Manager
Inside Sales



Marcellus Henderson
Lead Carpenter



Jeffrey Huebel
Manager
Corporate Sales



Tracey Hughes
Director Media &
Player Relations



Alexa Hughes
Ticket Services
Executive



Kara Infante
Director
Retail Operations



Danny Jackson
Telecommunications
Supervisor

Business Operations

Rockets Business Team

Business Operations



Sonia Jethva
Human Resources
Generalist



Byron Johnson
Event Services
Coordinator



Kermit Jones
Security Officer



Kimberly Jones
Partnership Activation
Manager



Stephen Jones
Ticket Services
Executive



Zanetta Jones
Ticket Operations
Representative



Sarah Joseph
Director
Community Relations



April Josey
Manager
Suite Sales



Hiren Joshi
Digital Marketing
Coordinator



Dawn Keen
Director
Corporate Partner
Services



Vanessa Kienast
Staff Accountant



Clarence Kirby
Shift Security
Supervisor



Kelly Lemond
Building Operator



Winston Lin
Director
Strategy & Analytics



Elizabeth Lloyd
Ticket Sales
Account Executive



Jose Lopez
Creative Director



Mandy Love Walsh
Manager
Event Marketing



Tina MacArthur
Suite Sales
Coordinator



Jemina MacHarry
Suite Sales
Consultant



Leticia Magana
Executive Assistant



Dawn Malone
Event Operations
Coordinator



Eric Marglous
Director
Ticket Operations



Chrystal Martin
Ticket Operations
Representative



Josh Massey
Group Sales
Account Executive



Cyrus Mitchell
Facility Services
Assistant Supervisor

Rockets Business Team



Noelia Montero
Employment
Coordinator



Michael Moore
Administrative
Services Coordinator



Brandon Moss
Manager
Premium Accounts



Billy Mounchan
IT Helpdesk
Coordinator



Mike Muse
Facility Services
Supervisor



Robert Nellis
Lead Security
Officer



Cortez Nichols
Suite Activation
Executive



Daniel O'Malley
Building Electrician



Sonia Ortiz
Staff Accountant



Andrea Palacios
Arena Group
Sales Coordinator



Joel Poff
Maintenance Electrician



Gregory Poole
Director
Facility Operations



Edgar Portillo
Chief Engineer



Brandon Preece
Manager
Corporate Sales



Paul Purczinsky
Building Operator



Joshua Randall
Group Sales
Account Executive



Brittney Randolph
Ticket Sales
Account Executive



Jesse Salazar
Manager
Season Ticket Sales



Bryant Savage
Director
Security & Guest
Services



Chris Saxton
Ticket Sales
Account Executive



Sarah Schanzer
Ticket and Services
Coordinator



Mike Schnieders
Director
Events



Hunter Segesta
Event Sales
Executive



Carlos Sepulveda
Manager
Facility Services



Chad Shanks
Manager
Content & Digital
Communication

Business Operations

Rockets Business Team

Business Operations



Kelli Smith
Manager
Premium Accounts



Kelsey Smith
Manager
Premium Accounts



Taryn Smith
Partnership Activation
Manager



Nicolas Somoano
Controller



Jessica Spangle
Manager
Guest Services



Paul Suarez
Digital Marketing
Director



Doug Swan
Director
Scoreboard Operations



Mathew Tape
Production
Manager



Chrislord Templonuevo
Events
Coordinator



Hillary Thomas
Director
Event Operations



Donia Thompson
Security Officer



Tommie Tillman
Security Officer



Brian Travis
Media Relations
Manager



Rebecca Traylor
Event Services
Coordinator



Chris Walker
Audio/Visual
Coordinator



Lauren Ward
Partnership Activation
Manager



Calvin Washington
Manager
Ticket Operations



DJ Washington
Shipping and Receiving



Rita Williams
Security Officer



Danelle Winfield
Game Operations
Coordinator



Chandre Woods
Facility Services
Administrative
Assistant



Leroy Woollett
Security Officer



Tom Wyatt
Director
Corporate Sales



Tina Yang
Corporate Sales
Design Coordinator



Okpara Young
Director IT &
Telecommunications

Rockets Business Team



Shelita Young
Ticket Services
Executive



Jessica Zakem
Ticket Services
Executive



Andi Zambrano
Event Marketing
Coordinator



Devin Zaring
Building Operator



Jenny Zehentner
Media Relations
Coordinator



Geno Zicarelli
Director
Corporate Sales



Robert Zuer
Director
Ticket Sales

Mission Statement

We are One Team committed to creating championship-caliber experiences for our fans, our partners and our employees both on the court and throughout the Houston community.

One Team All-Star

One Team All-Stars are those team members that have been recognized for consistently delivering excellence in job performance. These team members repeatedly reinforce the core behaviors of the organization: Passion, Accountability, Customer Focus and Teamwork.



2005-06

Joe Abercrombie
Sandra Banks
Dominic Davila
Clay Allen
Greg Poole
Mike Schnieders

2006-07

Juan Castillo
José Lopez
Eric Marglous
Eloise Gamez
Anthony Lopez
Bryant Savage

2007-08

Carlos Sepulveda
Bob Schranz
Hillary Thomas
Calvin Washington
Hai Duong
Eddie Romero
Barbara Arnold

2008-09

Paul Suarez
Scott Foulkrod
Chrystal Martin
Shelita Young
April Josey
Jimmy Coatsworth
Roderick Collins
Joel Poff

2009-10

Jim Adessa
Clarence Kirby
Laura Ortiz
Jessica Spangle
Cara Tamburello
Chrislord Templonuevo

2010-11

Dawn Keen
Xiomara Urias Pena
Rob Zuer
Geraldine Chell
Michael Drummond
Nicolas Somoano
Heather Radow
Terra'nce Daniels

2011-12

Elizabeth Lloyd
Theresa Dibrell
Tommie Tillman
Rachel Gottschalk
Lindsay Riley
Tracey Hughes
Jason Friedman

2012-13

Vanessa Dominguez Grimaldi
Kelsey Smith
Joelle Hardin
Lisa Gudino
Chad Shanks
Winston Lin
Laura Bosche

2013-14

TBD

Rockets Entertainers



Clutch "The Roceks Bear"

Now in his 20th season as the Rockets mascot, Clutch the Bear has become one of the most celebrated mascots in sports. With his imaginative skits and mischievous antics, Clutch personifies NBA entertainment at its best. Clutch also enjoys inspiring Houston youth to make future-oriented decisions by performing over 120 annual Building A Future Elementary School Shows with over 1,500 performed over the past two decades in front of more than 1 MILLION students.

Clutch is HOUSTON'S #1 FAN and can be seen cheering on his team at all Rockets home games. Whether he is creating impromptu comedy, cheerleading, signing autographs, dancing with the Power Dancers, doling out hugs, or performing on-court skits, Clutch is always a fan favorite. While Clutch loves entertaining fans at Toyota Center, he also makes close to 300 appearances each year, visiting fans in Houston and around the world having performed across the U.S. and internationally in ten countries. In addition to being an accomplished performer, the character has also authored seven children's books, which are distributed at school shows and appearances city-wide with almost a 1/2 million books distributed free to students. Clutch was named the first-ever NBA Mascot of the Year in 2005 and took the award home again in 2013. He was inducted into the Mascot Hall of Fame in 2006. In 2009, Clutch had a story published in Chicken Soup for the Soul: Inside Basketball, which is available in bookstores nationwide. This ostentatious Houston icon

also brought home back-to-back NBA Mascot Leadership Awards in 2009, 2010, and most recently in 2014. In addition to scores of yearly Rockets Community Service events and projects, Clutch is heavily involved with and fundraises for Life Gift, which is an organ donor awareness organization. In Jan. 2014 Clutch ran the entire Houston 1/2 Marathon, all 13.1 miles "In Full Gear", raising tens of thousands of dollars for the cause and creating countless stories in the media inspiring many to register as official organ donors. You can register to be a donor in Texas at donatelifetexas.org.

Clutch is equally entertaining in front of an arena filled with tens of thousands of fans, a school cafeteria filled with hundreds of students, a meeting room filled with a 100 business people, or a living room filled with 10 kids. Perfect for every occasion where fun is the agenda, Clutch is available for your next function. You can schedule Clutch for an appearance by calling his right hand man, Dominic Davila at (713) 758-7347.

Rockets Power Dancers

The Rockets Power Dancers have long been fan favorites at Rockets games and in the Greater Houston area for their tremendous energy, hard-hitting routines and love for the game. This world-class group of dancers has inspired Rockets fans in rooting for the home team since the 1994-95 season. The team comprised of business professionals and students perform at all home games and at numerous community, corporate and private events. The dancers join with the Rockets players, coaches and business team to help make a difference in the lives of children in the local community. In addition to the time they spend with fans at local events, in recent years, the dancers have been proud to represent the Rockets at the NBA All-Star Game, as well as at international events throughout mainland China, Hong Kong, the Philippines, Taiwan, Bosnia, Kosovo and the United Kingdom. These versatile ladies have been featured on SportsCenter, CNN, Fox and FSN, as well as in Sports Illustrated, Maxim and Complex magazines. The Rockets Power Dancers are led by Entertainment Manager Natalie Alvarado. This former seven-year member of RPD also toured the nation as a music performer with Universal Records. Her self-titled debut album "Natalie" premiered at No. 16 on the Billboard Top-200 Charts.



Rockets Entertainers

Rockets Launch Crew

The Rockets Launch Crew took off in 2004-05 and hasn't looked back. This group of talented tumblers, break dancers, pop-lockers and cheer stunters are the best in the business. You can see them performing explosive routines, throwing t-shirts to fans and helping with on-court contests, all while bringing their special brand of spirit. The Launch Crew team members show their skills at home games, performing during timeouts and energizing the crowd at key moments in the game. They also make numerous community and corporate appearances throughout the year. Launch Crew has been invited to represent the Rockets at the NBA All-Star Game 6 years in a row. In 2013, the Launch Crew was named, "The Best Entertainment Team in Sports" by Gameops.com.



Rockets Little Dippers

The Little Dippers are the cutest addition to Rockets game entertainment. This coed squad of talented kids, ages 7-14, debuted in 2006-07 and was an immediate hit. The group of all-star kids from all over Houston perform hip-hop and novelty dance routines at weekend and special games throughout the year. Their energetic performances include tumbling, stunting and break dancing which always bring the crowd to its feet. The Little Dippers love to participate in the Rockets game experience and also perform at community events..

Rockets Space City Seniors

The Space City Seniors are another performance group for the Rockets. Consisting of several "young at heart" retirees, these seniors wow Toyota Center crowds on a regular basis with their current and old-school hip hop moves. Their high energy and enthusiasm for dance and the Rockets are unmatched in the NBA.

Sonic Boom Drumline

The Sonic Boom Drumline is the newest and loudest Entertainment Group of the Houston Rockets. It is comprised of snare, bass, tenor drums and cymbals. The Sonic Boom Drumline produces energy from their instruments to create shock waves of pandemonium in the arena. Whether it's standing alone as a unit or providing an explosive beat for the other Entertainment Groups, they never fail to bring the boom!



Front Row (L-R): Desiree C., Mari, Carly, Nicole, Jasmine
Middle Row (L-R): Casey P., Mayem, Taryn
Back Row (Standing, L-R): Willy, Alysse, Paige (Captain), Casey C., Desiree J.

Houston Media Outlets

Print

HOUSTON CHRONICLE

801 Texas Avenue
Houston, TX 77002
Main Number: (713) 362-7171
Sports: (713) 362-7891
Fax: (713) 362-7866
Internet Address: www.chron.com
Beat Writers: Jonathan Feigen,
Jenny Dial Creech; Sports Editor:
Nick Mathews; Deputy Sports Editor:
Reid Laymance; Deputy Sports
Editor: Jay Lee; Columnists: Randy
Harvey, Jerome Solomon; General
Assignment: Dale Robertson; Sports
TV-Radio/Olympics: David Barron;
Deputy Managing Editor/News: Dan
Cunningham; Photo Editor: Steve
Gonzales; Business Section Editor:
Laura Goldberg; Deputy Managing
Editor/Features: Kyrie O'Connor;
Deputy Managing Editor/News:
George Haj; Deputy Metro Editor/
Print: Tony Freemantle. Chronicle
Staff E-Mail: first name.last name@
chron.com

ASSOCIATED PRESS

16945 Northchase Dr.,
Suite 2110
Houston, TX 77060
Main Number: (281) 872-8900
Fax: (281) 872-9988
Beat Writer: Kristie Ricken

AUSTIN-AMERICAN STATESMAN

305 South Congress Avenue
Austin, TX 78704
Main Number: (512) 445-3500
Sports: (512) 445-3600
Fax: (512) 445-3868

BAYTOWN SUN

1301 Memorial Drive
Baytown, TX 77520
Main Number: (281) 422-8302
Fax: (281) 427-6283

BEAUMONT ENTERPRISE

380 Main Street, P.O. Box 3071
Beaumont, TX 77701
Sports: (409) 833-3311, Ext. 806
Fax: (409) 880-0757

GALVESTON COUNTY DAILY NEWS

8522 Teichman Road
P.O. Box 628
Galveston, TX 77553
Sports: (409) 683-5242
Fax: (409) 740-3421
Sports Editor: John DeLapp

HOUSTON BUSINESS JOURNAL

5444 Westheimer
Suite 1700
Houston, TX 77056
Main Number: (713) 688-8811
Fax: (713) 963-0482

HOUSTON DEFENDER

12401 South Post Oak
Suite 223
Houston, TX 77045
Main Number: (713) 663-6996
Fax: (713) 663-7116

HOUSTON FORWARD TIMES

4411 Alameda Rd.
Houston, TX 77004
Main Number: (713) 526-4727
Fax: (713) 526-3170

PORT ARTHUR NEWS

3501 Turtle Creek Dr.
P.O. Box 789
Port Arthur, TX 77642
Main Number: (409) 729-6397
Fax Number: (409) 724-6849
E-Mail: panews@panews.com

WORLD JOURNAL

(Chinese Daily News)
5855 Sovereign, Suite C
Houston, TX 77036
Main Number: (713) 771-4363
Fax: (713) 270-8222

Radio

KBME 790 AM/KTRH 740 AM

2000 West Loop South, Suite 300
Houston, TX 77027
Sports: (713) 212-8000/8845
Fax: (713) 212-8957
Operations Manager: Bryan
Erickson; Assistant Program
Director: Chris Gordy; Adam
Clanton, N.D. Kalu, Greg Koch,
Charlie Pallilo, Matt Thomas, Lance
Zierlein; Producers: Michael Connor,
Alex Middleton, Ross Villarreal

KBXX 97.9 FM

24 Greenway Plaza, Suite 900
Houston, TX 77046
Main Number: (713) 623-2108
Fax: (713) 300-5763

KCOH 1230 AM

5011 Alameda
Houston, TX 77004
Main Number: (713) 522-1001
Fax: (713) 521-0769
Sports Director: Ralph Cooper

KEYH 850 AM

Liberman Broadcasting - Houston
3000 Bering Drive
Houston, TX 77057
Main Number: (713) 315-3400
Fax: (713) 315-3506

KFNC ESPN 97.5 FM/KGOW 1560 AM YAHOO! SPORTS RADIO

5353 West Alabama, Suite 415
Houston, TX 77056
Main Number: (713) 479-5300
Fax: (713) 479-5333
Program Director: Dave Tepper;
Assistant Program Director/
Producer: Jong Lee; Fred Faour,
John Granato, Dylan Gwinn, John
Harris, AJ Hoffman, Mike Lebischak,

Sean Pendergast, Jerome
Solomon.; Reporter: David Dalati;
Producers: Michael Carrell, Albert
Ceniceros, Will Moriarty

KGOL 1180 AM/ESPN Deportes

5353 West Alabama
Houston, TX 77056
Main Number: (713) 349-9880
Fax: (713) 349-9365

KGLK 107.5 FM

1990 Post Oak Blvd., Suite 2300
Houston, TX 77056
Main Number: (713) 963-1200
Fax: (713) 622-5457

KHMX 96.5 FM

24 E. Greenway Plaza, Suite 1900
Houston, TX 77046
Main Number: (713) 881-5100
Fax: (713) 881-5950

KIKK 650 AM

24 E. Greenway Plaza, Suite 1900
Houston, TX 77046
Main Number: (713) 881-5100
Fax: (713) 881-5950

KILT 610 AM/100.3 FM

24 E. Greenway Plaza, Suite 1900
Houston, TX 77046
Main Number: (713) 881-5100
Fax: (713) 881-5499
Program Director: Ryan McCredden;
Sports Director: Robert Henslee;
Fred Davis, Ted Johnson, John P.
Lopez, Rich Lord, Mike Meltzer, Seth
Payne, Brien Straw, Nick Wright;
Reporters: Patrick Creighton, Paul
Gallant, Nate Griffin, Will Grubb,
Joshua Reese, Adam Spolane, Mike
Williams; Producers: Lara Hall, Chris
Jones, Jim Mudd, Job Tennant

KKBQ 92.9 FM

1990 Post Oak Blvd., Suite 2300
Houston, TX 77056
Main Number: (713) 963-1200
Fax: (713) 622-5457

KKRW 93.7 FM

2000 West Loop South, Suite 300
Houston, TX 77027
Main Number: (713) 212-8000
Fax: (713) 212-8937

KLAT 1010 AM

5100 Southwest Freeway
Houston, TX 77056
Main Number: (713) 965-2400
Fax: (713) 965-2401

KLLO 101.1 FM

24 E. Greenway Plaza, Suite 1900
Houston, TX 77046
Main Number: (713) 881-5100
Fax: (713) 881-5950

KMJQ 102.1 FM

24 E. Greenway Plaza, Suite 900
Houston, TX 77046
Main Number: (713) 623-2108
Fax: (713) 300-5764

Houston Media Outlets

KODA 99.1

2000 West Loop South, Suite 300
Houston, TX 77027
Main Number: (713) 212-8000
Fax: (713) 212-8991

KRBE 104.1 FM

9801 Westheimer, Suite 700
Houston, TX 77042
Main Number: (713) 266-1000
Fax: (713) 954-2344

KROI 92.1 FM/NEWS 92 FM

24 Greenway Plaza, Suite 900
Houston, TX 77046
Main Number: (713) 623-2108
Fax: (713) 300-5751
Sports Editor: Craig Roberts; Staff:
Danny Mata, Jorge Vargas

KTBS 94.5 FM

2000 West Loop South, Suite 300
Houston, TX 77027
Main Number: (713) 212-8000
Fax: (713) 212-8945

KXYZ 1320 AM

Texas Chinese Radio
1782 W. Sam Houston Pkwy.
North Houston, TX 77043
Main Number: (713) 465-3310

KYST 920 AM

7322 Southwest Freeway
Suite 500
Houston, TX 77074
Main Number: (713) 771-7995
Fax: (713) 779-1661

Television

KPRC-TV NBC-2

8181 Southwest Freeway
Houston, TX 77074
Main Number: (713) 778-0065
Sports: (713) 778-4986
Fax: (713) 778-8970
Sports Director: Randy McIlvoy;
Staff: Simone Eli, James Starks,
Chester Pitts

KHOU-TV CBS-11

1945 Allen Parkway
Houston, TX 77019
Main Number: (713) 526-1111
Fax: (713) 520-7763
Sports Director: Bob Allen;
Staff: Matt Musil, Daniel Gotera;
Producer: Drew Shirley

KTRK-TV ABC-13

3310 Bissonnet
Houston, TX 77005
Main Number: (713) 666-0713
Fax: (713) 663-4648
Sports Director: Greg Bailey (713)
663-2847; Staff: David Nuño,
Bob Slovak; Producer/Editor: Joe
Gleason

KRIV-TV FOX-26/KTXH-TV my20

4261 Southwest Freeway
Houston, TX 77027
Main Number: (713) 479-2801

Fax: (713) 479-2859
Sports Director: Mark Berman;
Assignment Manager: Crystal
Solomon

KIAH-TV Ch-39 NEWSFIX

7700 Westpark Drive
Houston, TX 77063
Main Number: (713) 781-3939
Fax: (713) 787-0528
Managing Editor: Steve Mark;
Reporter: Phil Jean; Assignment
Editor/Content Coordinator: Brittany
Rodgers; Assignment Manager: Joe
McGinty

KXLN-TV Univision-45

5100 Southwest Freeway
Houston, TX 77056
Main Number: (713) 662-4545
Fax: (713) 965-2604
Sports Director: Stefano Fusaro;
Reporter/Producer: Enrique
Gonzalez; Producer: Suzanne Ruiz

KTMD-TV Telemundo-47

1235 North Loop West, Suite 125
Houston, TX 77008
Main Number: (713) 974-4848
Fax: (713) 266-6397
Assignment Editor: Erika Ramirez

KUBE-TV THE KUBE-57

2401 Fountainview, Suite 300
Houston, TX 77057
Main Number: (713) 467-5757
Sports Director: Todd Freed; Staff:
Brooke Bentley

COMCAST SPORTSNET HOUSTON

1201 San Jacinto, Suite 200
Houston, TX 77002
Main Number: (713) 457-6700
President & GM: Matt Hutchings;
V.P. Production/Executive Producer:
Murphy Brown; Senior News
Director: Doug Brown; Coordinating
Producer-Live Events: Brian
Mitchell; Booking Producer: Cristin
Dunn; Communications Manager:
Rich Bocchini, Assignment Desk
Manager: Daniel Kramer

Rockets on the Radio

All Houston Rockets games are broadcast on the team's radio network, with KBME SportsTalk 790 AM serving as the flagship station. All contests are also broadcast in Spanish on KEYH 850 AM. The Rockets distribute their radio broadcasts on satellite via the Skyview Satellite Network, which makes it possible to send special programming to all of the affiliates.

Houston Rockets Radio Network Affiliates

KBME (SportsTalk 790 AM)	Houston, TX (Flagship)
KTRH (740 AM) *Select Games*	Houston, TX
KODA (99.1 FM) *Select Games*	Houston, TX
KEYH (850 AM)	Houston, TX (Spanish)
KGAS (1590 AM & 104.3 FM)	Carthage, TX
KWRD (1470 AM)	Henderson, TX
KPXi (100.7 FM)	Henderson, TX
KMHT (1450 AM & 103.9 FM)	Marshall, TX
KOGT (1600 AM)	Orange, TX

Clutch City Foundation

Established by Rockets Owner Leslie Alexander in 1995, the Clutch City Foundation provides hope, help and inspiration for those who might otherwise be forgotten. The Clutch City Foundation serves as the umbrella organization for all Rockets community initiatives. Through the foundation, Rockets players, coaches and staff participate in a myriad of programs for those who are in need; especially children. Since its inception, the Clutch Foundation has raised over \$15 million for those in need here in Houston and throughout the world.



Tux & Tannies Charity Gala

Recognized as the premier fundraising event of the Clutch City Foundation, and held on the Rockets court at Toyota Center, more than 400 annual guests wear their favorite sneakers, spend time with the Rockets team and bid on exclusive and rare autographed memorabilia in the silent auction.

Rockets Give Back Program

Houston Rockets and Toyota Center employees take part in the Rockets Give Back Program by volunteering with our community partners. Last season, more than 800 volunteer hours were spent serving homeless families, assisting in food pantries, delivering meals to children, playing basketball and video games with

youth, and helping out in animal shelters – just to name a few projects.

United Way of Greater Houston

The Rockets are committed to working with the United Way of Greater Houston in its efforts to provide a safety net for thousands of Houstonians who depend on social agencies for support. Over the past 10 years, Owner Leslie Alexander and Rockets employees have contributed over \$950,000 to the United Way Annual Campaign. In addition, the organization participates in the annual Days of Caring, a city-wide, two-day community service initiative dedicated to helping non-profit organizations with projects that enhance their facilities, including painting, landscaping, construction and other projects.

Food for Families - Food Drive

For the past three seasons, the Rockets have hosted "Food for Families" Food Drive in support of families who need support. Held in October as part of "Rockets Launch" activities, Rockets and Toyota Center employees, school partners and fans donate more than 50,000 non-perishable goods to Casa deEsperanza and Target Hunger to replenish their food pantries.

A Season of Giving

During the holiday season, Rockets players, coaches and staff host a series of events for members of the community who are less fortunate. Each year, hundreds of children and their families are the recipients of private parties, gifts and surprise visits by players.



Houston Rockets Player Ticket Program

Charity begins at home for Rockets players, so each year many purchase blocks of season tickets to be donated to underserved children and their families. Non-profit or community groups that serve underprivileged youth and families, please visit the online community section at www.rockets.com and complete the application, or send a written request on your organization's letterhead to: Houston Rockets, Community Relations, 1510 Polk St., Houston, TX 77002 or by fax to (713) 758-7358.

Grassroots Basketball

Rockets grassroots basketball programs provide opportunities and resources for youth to remain active and physically fit by participating in basketball related activities. From camps, to clinics, to leagues, hundreds of children each year enroll in Rockets year-round grassroots basketball programs.

Grass Roots Programs

Best Shot ... Serving Boys & Girls Clubs of Greater Houston

The Rockets and the Boys & Girls Clubs of Greater Houston have been in partnership for the past 18 seasons. Students at 11 Boys & Girls Club locations participate in the Best Shot Basketball League, a 10-week after-school program that provides students with academic tutoring, cultural awareness workshops and drug prevention education. More than 1,400 students participate annually.

Houston Rockets Skills Camps

Continuing to expand upon grassroots basketball initiatives, the Rockets host a series of Skills Camps throughout the year. Each camp offers specialized training in basketball fundamentals, while teaching the importance of teamwork and good sportsmanship. Visit the community section at www.rockets.com for dates and locations.

Be Fit Challenge with Memorial Hermann

The Rockets and Memorial Hermann reward children who make nutritious eating and regular exercise a daily habit, as well as encourage parents to become involved in their children's healthy lifestyles. The Be Fit Challenge is implemented in Houston schools and provides children with nutritional and activity tips. It also includes a Be Fit game where students can win Rockets prizes. Additionally, one school is rewarded with an exciting Be Fit Rally, starring Rockets entertainment and Memorial Hermann fitness and nutrition experts.

Grassroots Education

The Rockets are committed to partnering with local school districts and education experts in an effort to help improve student academic performance. Therefore, the Rockets implement educational programs in collaboration with school administrators and educators that are designed around existing school curriculum.

Programs include:

Save Smart, Score Big Presented by East West Bank

Teaching elementary students the importance of financial literacy is a newly added education initiative. The program teaches basic money concepts, such as saving money, banking and dangers of credit. SMSB targets 5th grade students in low social economic neighborhoods who may not have been exposed to the idea of saving money.

Rockets Read Nation

The Rockets are proud to present the Read Nation program to elementary students throughout Greater Houston. The program is designed to promote the value and fun of reading. Participating students are rewarded with Rockets prizes and have the opportunity to host reading time outs at their school.



Rockets SAT Training Camp Presented by Comcast/XFINITY

Hosted in partnership with the Princeton Review, SAT Training Camp is a college prep day for high school students. The SAT Training Camp provides a full menu of information to help guide parents and students through the college application process. Workshops include admissions, financial aid, SAT/PSAT prep classes, test dates and much more.

Heroes Program Presented by Bowen, Miclette & Britt and Burns & McDonnell

Each home game the Rockets recognize men and women who commit their lives to serving others. The Heroes Program honors members of the armed forces, police and fire departments, and people from all walks of life who contribute to make Houston a world-class city. Honorees and their guests are hosted in the Heroes Suite during the game and are recognized on-court for their contributions.

Block Out Violence - Dwight Howard/D12 Foundation

Dwight Howard launched "Block Out Violence" as a personal mission to stem the tide of violence and bullying amongst youth. As part of the program, junior and senior high schools hosts campus-wide campaigns that encourage tolerance and acceptance. In addition to on-campus BOV events, thousands of students launch vigorous social media campaigns on FB, Twitter, and Instagram to help spread the positive message of non-violence. Winning schools are rewarded with a "Block Party" school rally hosted by Dwight.

Green Initiatives & NBA Cares

Green Initiatives

Toyota Center and the Houston Rockets are leaders in the Houston community on environmental best practices and aim to drive community activation on environmentally responsible behavior changes. In 2010, Toyota Center became the first professional sports facility in Texas to receive a LEED Certification, earning LEED Silver for existing buildings: Operations and Maintenance. Environmentally friendly practices include the following: recycling paper, cardboard, plastic and aluminum from employee/office spaces, as well as patrons attending events; toilet paper, soap and hand towels throughout the building are EPA and Green Seal certified; efficient hand towel and soap dispensers; motion light sensors in offices make Toyota Center more energy efficient; Controlled Building Automation System; Integrated Pest Management; compact fluorescent lighting throughout the venue; and food containers at concession stands are biodegradable.

Team "green" events have included tree plantings, litter control participation and clean ups in the community. The team also host an annual recycling event for electronics (i.e. televisions, computers and components), as well as an annual "Environmental Awareness" Game in which a "green" item is distributed to patrons and eco-friendly organizations educate patrons on "going green."

Green programs include PSAs at each home game promoting environmental best practice factoids, working with an energy provider to increase renewable credits of energy procurement, paperless ticketing via Flash Seats at all events to Toyota Center, and the "Green Team of the Game," where local youth groups help collect recyclable items during a home game and are recognized as the "Green Team of the Game" presented by Republic Services.

NBA Cares

NBA Cares is the league's global social responsibility program that builds on the NBA's mission of addressing important social issues in the United States and around the world. Through this program, the NBA, its teams and players have donated more than \$237 million to charity, completed more than 3 million hours of hands-on community service, and created more than 895 places where kids and families can live, learn, or play, in 25 countries and territories on five continents. NBA Cares works with internationally recognized youth-serving programs that support education, youth and family development, and health-related causes, including: Ka-BOOM!, Special Olympics, YMCA, Boys and Girls Clubs of America, UNICEF, the Make-A-Wish Foundation, Share Our Strength and GLAAD.



Toyota Center

Toyota Center

Located in the heart of Downtown Houston, Toyota Center is the premier sports and entertainment venue in the nation's fourth-largest market. Since opening its doors 11 years ago, Toyota Center has been home to the Houston Rockets and host to some of the world's most well known national and international touring artists, as well as the 2006 & 2013 NBA All-Star Games and the 2008 Latin Grammys. This state-of-the-art facility accommodates up to 18,000 guests with flexible seating configurations and proudly boasts the largest indoor center-hung scoreboard in the United States. Regardless if your event calls for arena accommodations or use of one of our 10 banquet spaces and lounges, within our 60,000 square feet of space, we are dedicated to ensuring you receive a first-class experience.

Facts & Figures

Arena Sellout for Basketball18,055
Suites (112 total).....80 Traditional, 31 Theatre,
14 Courtside, 4 Platinum Lounge
3 Woodforest Club, 2 Reserve Loft
and 1 Penthouse
Box Office Hours Mon.-Fri. 9 a.m.-6 p.m.,
Sat. 10 a.m.-3 p.m. (in season),
Sun. Closed (open at 12pm, event days only)
Team Shop Hours..... Open for all home games
and Tues. & Wed. 11 a.m.-5 p.m.
First Regular Season Game Oct. 30, 2003

History

Harris County voters approved a referendum to build a new arena in Nov. 2000. Groundbreaking for the arena took place on July 31, 2001. Houston's state-of-the-art, multi-purpose facility opened in Oct. 2003.

Parking

Toyota Center has daily access to the adjacent Toyota Tundra parking garage, which features up to 2,500 parking spaces. Also surrounding Toyota Center are over 10,000 parking spaces within just a few blocks. Valet parking can also be contracted for events.

Levy Restaurants

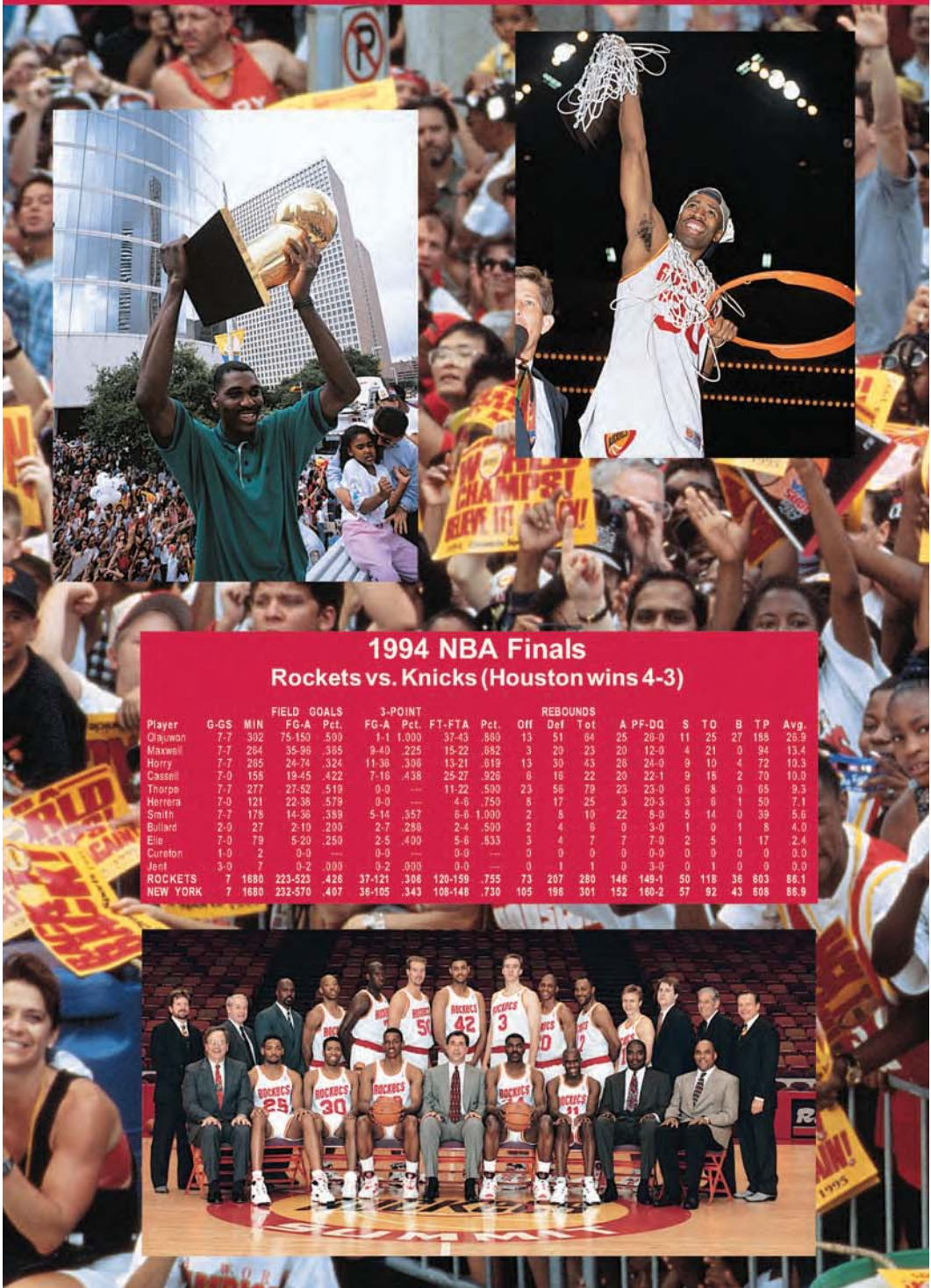
Toyota Center is proud to partner with Levy Restaurants Sports & Entertainment Group. Hold on for a culinary adventure as Levy Restaurants takes your taste buds on a delicious ride. Guests can savor specialties from a restaurant-style menu featuring contemporary cuisine and dishes from Levy's patented 1,000-degree, wood-burning oven. For those of you looking for the authentic experience, game-night favorites such as hot dogs and popcorn are always available. Levy Restaurants offers guests the opportunity to work directly with an in-house catering manager to custom create menus or choose one of their innovative "Chef's tables" concepts to create a distinctive dining experience.

Booking

Toyota Center is the perfect place to host your next meeting or event for 10 to 18,000 people. The arena is conveniently located with access to all of Houston's major highways and is adjacent to downtown hotels. With all of its luxurious spaces available to rent, Toyota Center can make any event or meeting a truly unique experience. To book your next event e-mail Dawn Malone at dawnm@rocketball.com or call (713) 758-7758. Visit www.houstontoyotacenter.com/events/book-an-event for more information.



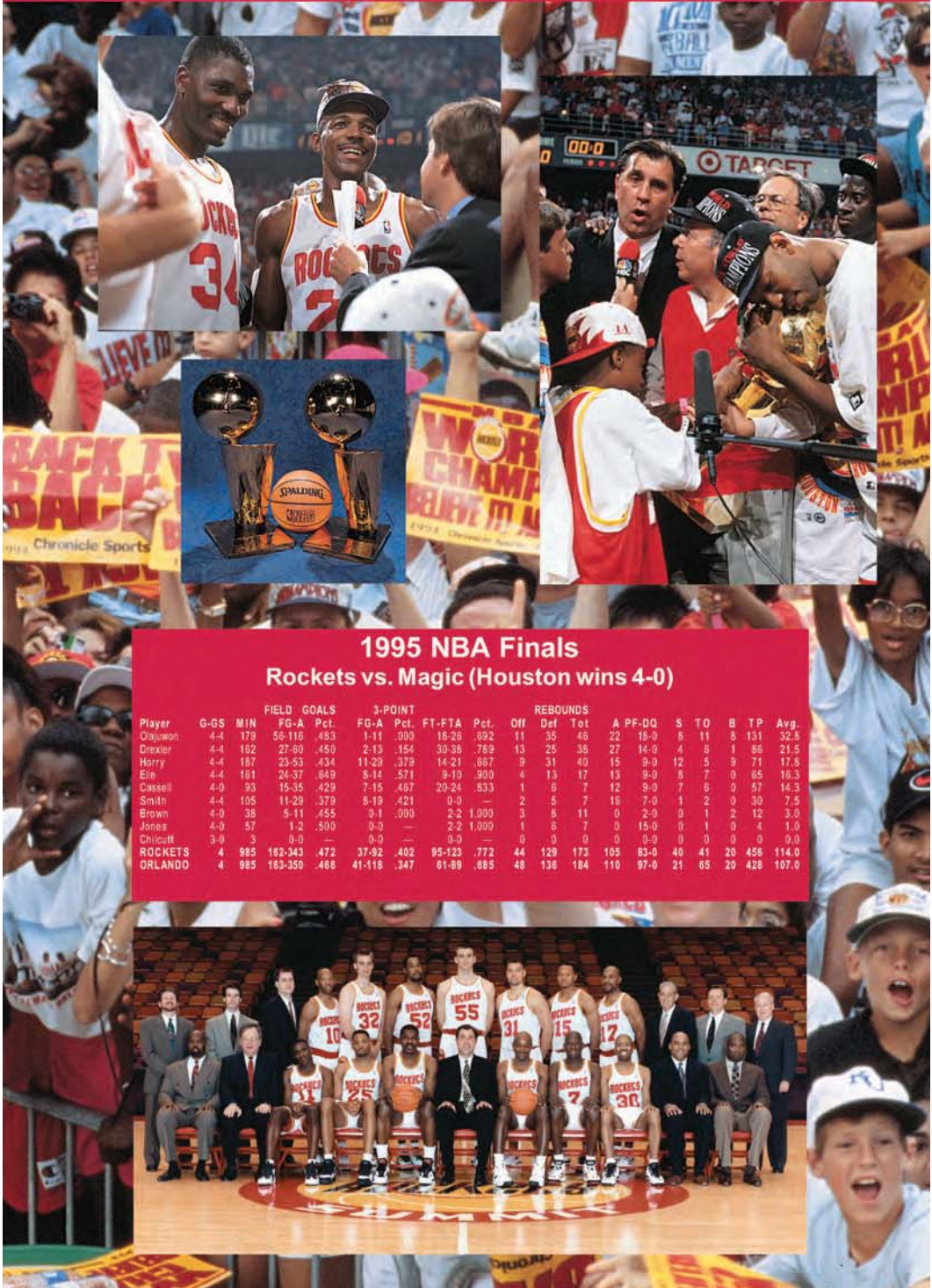
1994 NBA CHAMPIONS



1994 NBA Finals Rockets vs. Knicks (Houston wins 4-3)

Player	G-GS	MIN	FIELD GOALS		3-POINT		REBOUNDS				PF	DQ	S	TO	B	TP	Avg.	
			FG-A	Pct.	FG-A	Pct.	FT-FTA	Pct.	Off	Def								Tot
Clayton	7-7	302	75-150	.500	1-1	1.000	37-43	.860	13	51	64	25	28-0	11	25	27	155	25.9
Maxwell	7-7	284	35-98	.365	9-40	.225	15-22	.682	3	20	23	20	12-0	4	21	0	94	13.4
Horry	7-7	285	24-74	.324	11-38	.289	13-21	.619	13	30	43	28	24-0	9	10	4	72	10.3
Cassell	7-0	155	19-45	.422	7-16	.438	25-27	.926	6	16	22	20	22-1	9	15	2	70	10.0
Thorpe	7-7	277	27-52	.519	0-0	---	11-22	.500	23	58	79	23	23-0	6	8	0	85	9.3
Herrera	7-0	121	22-38	.579	0-0	---	4-5	.750	8	17	25	3	20-3	3	0	1	50	7.1
Smith	7-7	176	14-38	.368	5-14	.357	8-9	1.000	2	8	10	22	8-0	5	14	0	39	5.6
Billups	2-0	27	2-10	.200	2-7	.286	2-4	.500	2	4	6	0	3-0	1	0	1	8	4.0
Ellis	7-0	79	5-23	.217	2-5	.400	5-6	.833	3	4	7	7	7-0	2	5	1	17	2.4
Cureton	1-0	2	0-0	---	0-0	---	0-0	---	0	0	0	0	0-0	0	0	0	0	0.0
Jant	3-0	7	0-2	.000	0-2	.000	0-0	---	0	1	1	0	3-0	0	1	0	0	0.0
ROCKETS	7	1680	223-523	.426	37-121	.306	120-159	.755	73	207	280	146	149-1	50	118	36	603	86.1
NEW YORK	7	1680	232-570	.407	36-105	.343	108-148	.730	105	198	301	152	180-2	57	92	43	608	86.9

1995 NBA CHAMPIONS



TAKE ADVANTAGE OF **FLASH SEATS**

NOW!

THE HOUSTON ROCKETS OFFICIAL MARKETPLACE



EASY • SAFE • PAPERLESS

- Manage your season tickets online from anywhere
- No tickets to forget
- Enter games with your credit card
- Transfer or sell tickets you can't use



rockets.flashseats.com

2013-14 Season in Review



2013-14 Review

2013-14 Final Statistics

Regular Season Statistics (54-28)

PLAYER	G-GS	MIN	FIELD GOALS		3-POINT FG		FT-FTA	PCT	REBOUNDS			AST	PF-DQ	STL	TO	BLK	PTS	AVG
			FG-FGA	PCT	FG-FGA	PCT			OFF	DEF	TOT							
Harden	73-73	2777	549-1205	0.456	177-483	0.366	576-665	0.866	61	283	344	446	177-0	115	265	29	1851	25.4
Howard	71-71	2396	473-800	0.591	2-7	0.286	349-638	0.547	231	635	866	131	240-0	60	229	128	1297	18.3
Parsons	74-74	2783	466-987	0.472	130-351	0.370	164-221	0.742	69	340	409	298	168-1	88	144	29	1226	16.6
Lin	71-33	2054	295-662	0.446	82-229	0.358	218-265	0.823	34	153	187	294	166-0	68	176	27	890	12.5
Jones	76-71	2078	386-712	0.542	31-101	0.307	118-195	0.605	162	366	528	87	139-0	53	71	99	921	12.1
Beverley	56-55	1751	199-481	0.414	92-255	0.361	83-102	0.814	72	124	196	151	174-4	77	66	23	573	10.2
Daniels	5-1	75	15-31	0.484	12-25	0.480	0-0	---	0	4	4	5	6-0	0	3	0	42	8.4
Brooks	43-0	716	104-263	0.395	54-132	0.409	37-44	0.841	23	39	62	83	76-0	25	51	6	299	7.0
Casspi	71-2	1283	173-410	0.422	61-176	0.347	83-122	0.680	55	205	260	88	100-0	44	72	14	490	6.9
Hamilton (TOT)	60-12	1020	147-376	0.391	70-198	0.354	40-51	0.784	32	162	194	52	67-0	44	46	20	404	6.7
Hamilton (HOU)	21-1	349	48-122	0.393	25-69	0.362	17-20	0.850	9	52	61	18	36-0	13	19	7	138	6.6
Asik	48-19	968	101-190	0.532	0-0	---	78-126	0.619	101	277	378	25	92-1	14	59	37	280	5.8
Garcia	55-4	1083	118-294	0.401	69-193	0.358	10-19	0.526	21	101	122	63	120-1	27	30	33	315	5.7
Motiejunas	62-3	952	131-296	0.443	21-84	0.250	58-96	0.604	60	165	225	34	132-4	20	49	21	341	5.5
Canaan	22-0	252	31-87	0.356	18-55	0.327	21-29	0.724	7	17	24	22	25-0	8	21	4	101	4.6
Powell	1-0	19	2-6	0.333	0-0	---	0-0	---	0	5	5	0	1-0	0	1	1	4	4.0
Smith	11-0	100	18-28	0.643	0-0	---	2-5	0.400	11	16	27	0	17-1	1	5	2	38	3.5
Covington	7-0	34	6-14	0.429	4-11	0.364	0-0	---	2	3	5	0	3-0	2	1	0	16	2.3
Brewer	23-3	158	3-15	0.200	1-8	0.125	0-2	0.000	2	12	14	10	4-0	6	2	1	7	0.3
Pittman (TOT)	2-0	3	0-1	0.000	0-0	---	0-2	0	3	0	3	0	0-0	0	0	0	0	0.0
ROCKETS	82	19830	3118-6603	0.472	779-2179	0.358	1814-2549	0.712	920	2797	3717	1755	1676-12	621	1323	461	8829	107.7
OPPONENTS	82	19830	3197-7218	0.443	666-1889	0.353	1395-1844	0.757	977	2439	3416	1821	1993-16	704	1149	460	8455	103.1

PLAYER	SINGLE-GAME HIGHS							AVERAGE PER GAME							CAREER HIGHS (C=SET, T=TIED THIS SEASON)										
	MIN	REB	A	S	TO	BLK	PTS	MIN	REB	AST	STL	TO	BLK	PTS	FG	FGA	FT	FTA	REB	AST	PTS	FG	FGA	FT	FTA
Harden	48	10	13	6	8	3	43	38	4.7	6.1	1.58	3.6	0.4	25.4	14T	28C	22C	25C	12	13C	46	14T	28C	22C	25C
Howard	45	26	7	4	8	6	35	33.8	12.2	1.8	0.85	3.2	1.8	18.3	16	24	25	39	26T	7T	45	16	24	25	39
Parsons	50	12	11	4	5	4	34	37.6	5.5	4	1.19	1.9	0.39	16.6	13	24C	10C	11C	13	11T	34C	13	24C	10C	11C
Lin	49	11	11	4	8	2	34	28.9	2.6	4.1	0.96	2.5	0.38	12.5	13	24	12	13	11C	14	38	13	24	12	13
Jones	42	17	6	4	4	6	36	27.3	6.9	1.1	0.7	0.9	1.3	12.1	14C	20C	7C	10C	17C	6C	36C	14C	20C	7C	10C
Beverley	42	11	8	5	5	3	20	31.3	3.5	2.7	1.38	1.2	0.41	10.2	7C	15C	7C	8T	11C	9	20C	7C	15C	7C	8T
Daniels	44	2	5	0	1	0	22	15	0.8	1	0	0.6	0	8.4	8C	16C	0C	0C	2C	5C	22C	8C	16C	0C	0C
Brooks	34	4	7	3	4	1	26	16.7	1.4	1.9	0.58	1.2	0.14	7	14	30	12	13	10	17	43	14	30	12	13
Casspi	33	12	7	3	5	2	20	18.1	3.7	1.2	0.62	1	0.2	6.9	10	19	8	9	12T	7C	24	10	19	8	9
Hamilton (TOT)	33	9	7	5	5	2	19	17	3.2	0.9	0.73	0.8	0.33	6.7	8C	14T	4C	4T	9T	7C	19C	8C	14T	4C	4T
Hamilton (HOU)	33	8	3	2	3	1	16	16.6	2.9	0.9	0.62	0.9	0.33	6.6											
Asik	43	23	3	3	3	4	18	20.2	7.9	0.5	0.29	1.2	0.77	5.8	11	14	11	14	23C	4	22	11	14	11	14
Garcia	35	6	6	3	3	4	21	19.7	2.2	1.1	0.49	0.5	0.6	5.7	13	25	10	13	12	7	31	13	25	10	13
Motiejunas	30	15	3	2	5	3	20	15.4	3.6	0.5	0.32	0.8	0.34	5.5	9C	12	4T	6T	15C	5	20C	9C	12	4T	6T
Canaan	27	4	6	2	4	2	15	11.5	1.1	1	0.36	1	0.18	4.6	6C	10C	6C	8C	4C	6C	15C	6C	10C	6C	8C
Powell	19	5	0	0	1	1	4	19.4	5	0	0	1	1	4	11	15	7	10	13	5	22	11	15	7	10
Smith	20	9	0	1	1	1	12	9.1	2.5	0	0.09	0.5	0.18	3.5	8	12	9	12	19	4	21	8	12	9	12
Covington	11	2	0	1	1	0	6	4.8	0.7	0	0.29	0.1	0	2.3	2C	5C	0C	0C	2C	0C	6C	2C	5C	0C	0C
Brewer	25	2	2	1	1	1	3	6.9	0.6	0.4	0.26	0.1	0.04	0.3	11	19	9	14	13	10	26	11	19	9	14
Pittman (TOT)	2	3	0	0	0	0	0	1.5	1.5	0	0	0	0	0	7	11	4	4	7	3	16	7	11	4	4
ROCKETS	290	60	36	15	26	15	145	241.8	45.3	21.4	7.57	16.1	5.62	107.7	67	138	47	65	89	50	156	67	138	47	65
OPPONENTS	290	56	38	14	24	10	137	241.8	41.7	22.2	8.59	14	5.61	103.1	67	131	46	62	82	47	165	67	131	46	62

2013-14 Dates & Deals

June 27 Selected **Isaiah Canaan** with the 34th overall pick in the 2013 NBA Draft.

June 30 Declined the option on the contract of **Francisco Garcia** and waived **Aaron Brooks** and **Carlos Delfino**.

July 10 Acquired the draft rights to **Kostas Papanikolaou** and **Marko Todorovic**, as well as two future second-round draft picks from the Portland Trail Blazers in exchange for **Thomas Robinson**.

July 13 Traded **Royce White**, the draft rights to **Furkan Aldemir** and cash considerations to the Philadelphia 76ers for future draft considerations. Rockets also waived **James Anderson** and **Tim Ohlbrecht**.

July 13 Signed **Dwight Howard** to a four-year maximum contract.

July 14 Signed rookies **Isaiah Canaan**, **Robert Covington** and **B.J. Young**.

July 16 Signed unrestricted free agent **Omri Casspi**.

July 19 Re-signed **Aaron Brooks** and added **Reggie Williams**.

July 29 Signed unrestricted free agent **Marcus Camby**.

Aug. 2 Re-signed unrestricted free agent **Francisco Garcia** and announced the signing of **Jordan Henriquez**.

Aug. 28 Added free agent **Ronnie Brewer**.

Oct. 2 Waived **B.J. Young**.

Oct. 4 Released **Jordan Henriquez**.

Oct. 17 Signed rookie free agent **Troy Daniels**.

Oct. 26 Waived **Troy Daniels**.

Oct. 27 Released **Marcus Camby**.

Oct. 28 Waived **Reggie Williams**.

Nov. 6 Assigned **Isaiah Canaan** and **Robert Covington** to Houston's single-affiliation NBA-D-League partner Rio Grande Valley.

Dec. 23 Recalled **Isaiah Canaan** from the Vipers.

Dec. 26 Re-hired **Gersson Rosas** to co-lead Houston's Scouting & Player Personnel Department along with **Gianluca Pascucci**.

Jan. 18 Recalled **Robert Covington** from Rio Grande Valley.

Jan. 20 Re-assigned **Isaiah Canaan** to the Vipers.

Jan. 30 Recalled **Isaiah Canaan** from Rio Grande Valley.

Feb. 6 Re-assigned **Robert Covington** to the Vipers.

Feb. 9 Recalled **Robert Covington** from Rio Grande Valley.

Feb. 13 Re-assigned **Robert Covington** to the Vipers.

Feb. 17 Re-assigned **Isaiah Canaan** to Rio Grande Valley.

Feb. 20 Acquired **Jordan Hamilton** in a trade with the Denver Nuggets in exchange for **Aaron Brooks**.

Feb. 21 Recalled **Isaiah Canaan** from the Vipers. Rockets also waived **Ronnie Brewer** and re-signed **Troy Daniels** from Rio Grande Valley and assigned

2013-14 Dates & Deals

to the Vipers.
Mar. 2 Recalled **Troy Daniels** from Rio Grande Valley.
Mar. 8 Re-assigned Troy Daniels to the Vipers.
Apr. 9 Recalled **Robert Covington** and **Troy Daniels** from Rio Grande Valley.
Apr. 10 Signed **Dexter Pittman** and waived **Greg Smith**.
Apr. 12 Re-assigned **Robert Covington** and **Troy Daniels** to the Vipers.
Apr. 12 Recalled **Robert Covington** and **Troy Daniels** from Rio Grande Valley.
Apr. 14 Re-assigned **Isaiah Canaan** and **Robert Covington** to Rio Grande Valley.
Apr. 14 Waived **Dexter Pittman**.
Apr. 15 Recalled **Isaiah Canaan** and **Robert Covington** from Rio Grande Valley.
Apr. 16 Signed **Josh Powell** from the Philippine Basketball Association club Barangay Ginebra San Miguel.
Apr. 17 Re-assigned **Robert Covington** and **Isaiah Canaan** to the Rio Grande Valley Vipers.
Apr. 22 Recalled **Isaiah Canaan** and **Robert**

Covington from Rio Grande Valley.
Jun. 26 Selected **Clint Capela** (25th overall) and **Nick Johnson** (42nd overall) in the 2014 NBA Draft. Acquired draft rights to **Alessandro Gentile** from Minnesota.
Jun. 30 Tendered Qualifying Offers to **Troy Daniels** and **Chandler Parsons**.
Jul. 13 Acquired draft rights to **Sergei Lishouk** from LA Lakers in exchange for **Jeremy Lin**.
Jul. 14 Acquired **Trevor Ariza** from Washington in a sign-and-trade.
Jul. 15 Acquired **Scotty Hopson** and **Alonzo Gee** from New Orleans in exchange for **Omer Asik** and **Omri Casspi**.
Jul. 17 Signed **Jeff Adrien** as a free agent.
Jul. 18 Signed **Joey Dorsey** and **Ish Smith**.
Jul. 23 Signed draftee **Clint Capela**.
Jul. 25 Signed draftee **Nick Johnson**.
Aug. 27 Signed undrafted free agent **Tarik Black**.

2013-14 Miscellaneous Statistics

Record Breakdown

	Record	Home	Road	OT
Overall	54-28	33-8	21-20	3-2
Atlantic	7-3	5-0	2-3	1-1
Central	8-2	5-0	3-2	0-0
Southeast	8-2	5-0	3-2	0-0
Eastern	23-7	15-0	8-7	1-1
Southwest	11-5	6-2	5-3	0-0
Northwest	11-7	8-1	3-6	2-0
Pacific	9-9	4-5	5-4	0-1
Western	31-21	18-8	13-13	2-1

Monthly Record

	Record	Home	Road	OT
October	1-0	1-0	1-0	0-0
November	12-5	7-2	5-3	1-1
December	8-8	5-3	3-5	0-0
January	10-4	6-2	4-2	0-0
February	8-2	3-0	5-2	0-1
March	10-4	7-1	3-3	1-0
April	5-5	4-0	1-5	1-0

Daily Record

	Record	Home	Road	OT
Sunday	4-3	3-0	1-3	2-0
Monday	8-3	4-1	4-2	1-0
Tuesday	6-3	3-1	3-2	0-0
Wednesday	12-7	7-1	5-6	0-1
Thursday	4-5	3-2	1-3	0-1
Friday	7-4	6-1	1-3	0-0
Saturday	13-3	7-2	6-1	0-0

Streaks

Longest Overall Win Streak: 8
 (Jan. 28 vs. San Antonio - Feb. 19 at L.A. Lakers)
Longest Overall Losing Streak: 3
 (2x: last Mar. 29 vs. LA Clippers - Apr. 2 at Toronto)
Longest Home Win Streak: 11
 (Jan. 28 vs. San Antonio - Mar. 27 vs. Philadelphia)
Longest Home Losing Streak: 2
 (Nov. 7 vs. L.A. Clippers - Nov. 9 vs. LA Lakers)
Longest Road Win Streak: 4
 (Jan. 29 at Dallas - Feb. 19 at LA Lakers)
Longest Road Losing Streak: 3
 (2x: last Apr. 9 at Denver - Apr. 16 at New Orleans)

Rockets Record When ...

Leading after first quarter	40-9
Trailing after first quarter	13-18
Tied after first quarter	1-1
Leading at halftime	44-8
Trailing at halftime	9-20
Tied at halftime	1-0
Leading after third quarter	44-5
Trailing after third quarter	8-20
Tied after third quarter	2-3
Outrebounding their opponent	38-15
Being outrebounded	13-12
Tied in rebounding	3-1
Shooting .500 or better	26-3
Shooting under .500	28-25
Opponents shooting .500 or better	2-10
Opponents shooting under .500	53-18
Making more free throws	42-16
Making fewer free throws	8-11
Making same number of free throws	4-1
Making more 3-pointers	36-10
Making fewer 3-pointers	13-14
Making same number of 3-pointers	5-4
Committing more turnovers	32-20
Committing fewer turnovers	17-7
Committing same number of turnovers	5-1

When the Rockets Score ...

100 points or more	50-13
Less than 100 points	4-15

When the Opponent Scores ...

100 points or more	28-23
Less than 100 points	26-5

Attendance

Overall	1,457,622 (17,776)
Home	743,082 (18,124)
Road	High: 18,460 (38 sellouts) 714,540 (17,428)

Back-to-Backs

Swept: 5		Split: 13		Opponents Swept: 2	
	Overall	H-R	R-H	R-R	H-H
First Game:	11-9	6-1	2-2	3-6	0-0
Second Game:	12-8	4-3	3-1	5-4	0-0

Win-Loss Margins

Margins	1	2	3	4	5	6	7	8	9	10	11	12	13	14	15	16	17	18	19	20	21+
Won	1	2	4	2	2	4	5	3	1	2	4	2	3	3	3	0	1	1	1	0	10
Lost	2	1	3	2	1	2	3	2	3	0	1	1	1	0	1	0	0	1	1	0	3

2013-2014 Houston Rockets Results

Record: 54-28 (Home: 33-8, Road: 21-20)
vs. West: 31-21 (Southwest: 11-5, Northwest: 11-7, Pacific: 9-9), vs. East: 23-7 (Atlantic: 7-3, Central: 8-2, Southeast: 8-2)

Date	Opponent	Result	Home	Road	Total	High Scorer	High Rebounder	High Assist	Opp. High Scorer	Attendance
30-Oct	CHARLOTTE	W 96-83	1-0	0-0	1-0	Harden-21	Howard-26	Harden-5	McRoberts-15	18,083
1-Nov	DALLAS	W113-105	2-0	0-0	2-0	Harden-34	Howard-16	Lin-4	Nowitzki-22	18,142
2-Nov	@Utah	W104-93	2-0	1-0	3-0	Parsons-24	Parsons-12	Parsons-6	Jefferson-18	19,498
4-Nov	@L.A. Clipper	L118-137	2-0	1-1	3-1	Casspi-19	Howard-9	Lin-8	Redick-26	19,404
5-Nov	@Portland	W116-101	2-0	2-1	4-1	Harden-33	Howard-13	Casspi-5	Lillard-22	17,491
7-Nov	L.A. LAKERS	L 98-99	2-1	2-1	4-2	Harden-35	Howard-14	Harden-5	Meeks-18	18,133
9-Nov	L.A. CLIPPERS	L 94-107	2-2	2-1	4-3	Parsons-23	Howard-8	Lin-7	Redick-22	18,108
11-Nov	TORONTO	W110-104(2OT)	3-2	2-1	5-3	Lin-31	Parsons-8	Harden-10	Griffin-22	18,134
13-Nov	@Philadelphia	L117-123(OT)	3-2	2-2	5-4	Lin-34	Howard-24	Lin-11	Gay-29	11,671
14-Nov	@New York	W109-106	3-2	3-2	6-4	Harden-36	Howard-15	Lin-3	Anderson-36	11,812
16-Nov	DENVER	W122-111	4-2	3-2	7-4	Howard-25	Jones-12	Harden-9	Anthony-45	19,812
19-Nov	BOSTON	W109-85	5-2	3-2	8-4	Jones-24	Howard-12	Parsons-6	Lawson-28	18,147
20-Nov	@Dallas	L120-123	5-2	3-3	8-5	Howard-33	Howard-11	Parsons-11	Lee-17	18,232
23-Nov	MINNESOTA	W112-101	6-2	3-3	9-5	Brooks-26	Howard-13	Parsons-5	Ellis-37	20,045
25-Nov	@Memphis	W 93-86	6-2	4-3	10-5	Parsons-17	Asik-10	Lin-5	Love-27	18,196
27-Nov	ATLANTA	W113-84	7-2	4-3	11-5	Brooks-21	Asik-9	Tied with-2	Prince-16	15,246
29-Nov	BROOKLYN	W114-95	8-2	4-3	12-5	Parsons-21	Howard-7	Parsons-4	Millsap-16	18,051
30-Nov	@San Antonio	W112-106	8-2	5-3	13-5	Harden-31	Jones-16	Harden-7	Teletovic-18	18,138
2-Dec	@Utah	L103-109	8-2	5-4	13-6	Harden-37	Howard-9	Harden-6	Parker-27	18,581
4-Dec	PHOENIX	L 88-97	8-3	5-4	13-7	Brooks-17	Howard-18	Harden-8	Hayward-29	15,801
6-Dec	GOLDEN STATE	W105-83	9-3	5-4	14-7	Harden-34	Howard-18	Brooks-6	Bledsoe-20	18,151
8-Dec	ORLANDO	W 98-88	10-3	5-4	15-7	Harden-32	Howard-22	Parsons-5	Curry-22	18,145
12-Dec	@Portland	L104-111	10-3	5-5	15-8	Howard-27	Howard-17	Harden-10	Davis-18	16,407
13-Dec	@Golden State	W116-112	10-3	6-5	16-8	Harden-26	Howard-11	Harden-9	Aldridge-31	19,997
15-Dec	@Sacramento	L 91-106	10-3	6-6	16-9	Harden-25	Howard-10	Parsons-5	Lee-23	19,596
18-Dec	CHICAGO	W109-94	11-3	6-6	17-9	Howard-23	Howard-9	Jones-6	Gay-26	15,606
20-Dec	@Indiana	L 81-114	11-3	6-7	17-10	Howard-19	Parsons-9	Harden-6	Butler-20	18,242
21-Dec	Detroit	W114-97	11-3	7-7	18-10	Howard-35	Howard-12	Harden-2	George-24	18,165
23-Dec	DALLAS	L104-111	11-4	7-7	18-11	Howard-29	Howard-19	Harden-2	Smith-19	14,606
25-Dec	@San Antonio	W111-98	11-4	8-7	19-11	Harden-28	Howard-15	Casspi-7	Nowitzki-31	18,328
26-Dec	MEMPHIS	W100-92	12-4	8-7	20-11	Harden-27	Howard-20	Garola-6	Ginobili-22	18,581
28-Dec	NEW ORLEANS	W107-98	13-4	8-7	21-11	Howard-24	Parsons-11	Harden-5	Randolph-23	18,201
29-Dec	@Oklahoma Cit	L 86-117	13-4	8-8	21-12	Brooks-17	Howard-18	Lin-5	Anderson-22	18,233
31-Dec	SACRAMENTO	L106-110	13-5	8-8	21-13	Harden-38	Jones-9	Harden-3	Durant-33	18,203
3-Jan	NEW YORK	W102-100	14-5	8-8	22-13	Harden-37	Jones-11	Lin-6	Gay-25	18,232
8-Jan	L.A. LAKERS	W113-99	15-5	8-8	23-13	Harden-38	Parsons-11	Harden-6	Stumpert-26	18,304
							Howard-13	Lin-4	Young-25	18,229

Date	Opponent	Result	Home	Road	Total	High Scorer	High Rebounder	High Assist	Opp. High Scorer	Attendance
10-Jan	@Atlanta	L 80-83	15-5	8-9	23-14	Harden-25	Howard-11	Harden-7	Korver-20	13,115
11-Jan	@Washington	W114-107	15-5	9-9	24-14	Harden-25	Jones-17	Lin-8	Ariza-23	17,454
13-Jan	@Boston	W104-92	15-5	10-9	25-14	Howard-32	Jones-12	Lin-9	Bradley-24	17,750
15-Jan	@New Orleans	W103-100	15-5	11-9	26-14	Harden-26	Howard-11	Harden-7	Gordon-35	15,918
16-Jan	OKLAHOMA CITY	L 92-104	15-6	11-9	26-15	Jones-16	Jones-13	Harden-8	Durant-36	18,231
18-Jan	MILWAUKEE	W114-104	16-6	11-9	27-15	Harden-36	Howard-14	Lin-4	Knight-26	18,082
20-Jan	PORTLAND	W126-113	17-6	11-9	28-15	Parsons-31	Howard-12	Harden-4	Aldridge-27	18,135
22-Jan	SACRAMENTO	W119-98	18-6	11-9	29-15	Howard-26	Howard-13	Parsons-7	Williams-22	16,488
24-Jan	MEMPHIS	L 87-88	18-7	11-9	29-16	Parsons-34	Howard-12	Harden-13	Lee-19	16,998
25-Jan	@Memphis	L 81-99	18-7	11-10	29-17	Harden-16	Howard-12	Jones-3	Conley-17	17,512
28-Jan	SAN ANTONIO	W 97-90	19-7	11-10	30-17	Howard-23	Howard-16	Lin-8	Diazo-22	18,314
29-Jan	@Dallas	W117-115	19-7	12-10	31-17	Parsons-26	Motiejunas-13	Lin-7	Nowitzki-38	19,359
1-Feb	CLEVELAND	W106-92	20-7	12-10	32-17	Harden-28	Lin-11	Lin-10	Deng-24	18,309
5-Feb	PHOENIX	W122-108	21-7	12-10	33-17	Howard-34	Howard-14	Parsons-6	Dragic-23	18,217
8-Feb	@Milwaukee	W101-95	21-7	13-10	34-17	Howard-27	Howard-13	Howard-5	Knight-23	15,923
10-Feb	@Minnesota	W107-89	21-7	14-10	35-17	Parsons-20	Howard-15	Lin-7	Love-31	12,002
12-Feb	WASHINGTON	W113-112	22-7	14-10	36-17	Harden-35	Howard-16	Harden-6	Ariza-32	18,314
19-Feb	@L.A. Lakers	W134-108	22-7	15-10	37-17	Harden-39	Howard-13	Harden-11	Johnson-24	18,997
20-Feb	@Golden State	L 99-102(OT)	22-7	15-11	37-18	Harden-29	Howard-21	Harden-5	Lee-28	19,596
23-Feb	@Phoenix	W115-112	22-7	16-11	38-18	Howard-25	Howard-9	Harden-7	Dragic-35	15,510
25-Feb	@Sacramento	W129-103	22-7	17-11	39-18	Harden-43	Howard-11	Harden-8	Gay-25	16,057
26-Feb	@L.A. Clipper	L 93-101	22-7	17-12	39-19	Howard-23	Howard-11	Lin-3	Griffin-23	19,258
1-Mar	DETROIT	W118-110	23-7	17-12	40-19	Jones-22	Jones-10	Harden-3	Stuckey-23	18,330
4-Mar	MIAMI	W106-103	24-7	17-12	41-19	Howard-22	Howard-16	Harden-12	Beasley-24	18,523
5-Mar	@Orlando	W101-89	24-7	18-12	42-19	Harden-31	Howard-13	Harden-11	Affalo-18	16,012
7-Mar	INDIANA	W112-86	25-7	18-12	43-19	Harden-28	Asik-6	Parsons-6	West-15	18,332
9-Mar	PORTLAND	W118-113(OT)	26-7	18-12	44-19	Harden-41	Howard-12	Harden-6	Aldridge-28	18,321
11-Mar	@Oklahoma City	L 98-106	26-7	18-13	44-20	Harden-28	Howard-10	Harden-9	Durant-42	18,203
13-Mar	@Chicago	L 87-111	26-7	18-14	44-21	Lin-21	Howard-10	Lin-3	Dunleavy-21	21,747
16-Mar	@Miami	L104-113	26-7	18-15	44-22	Harden-30	Howard-14	Parsons-5	Allen-25	19,666
17-Mar	UTAH	W124-86	27-7	18-15	45-22	Jones-30	Asik-11	Parsons-5	Favors-15	18,156
20-Mar	MINNESOTA	W129-106	28-7	18-15	46-22	Harden-28	Parsons-9	Lin-9	Love-29	18,315
22-Mar	@Cleveland	W118-111	28-7	16-15	47-22	Harden-37	Asik-8	Harden-10	Walters-26	19,058
24-Mar	PHILADELPHIA	W100-89	28-7	20-15	48-22	Harden-31	Howard-10	Harden-5	Walker-22	15,511
27-Mar	@Charlotte	W120-98	29-7	20-15	49-22	Harden-32	Howard-13	Harden-10	Anderson-30	18,334
29-Mar	L.A. CLIPPERS	L107-118	29-8	20-15	49-23	Harden-26	Asik-11	Harden-6	Paul-30	18,337
1-Apr	@Brooklyn	L 96-105	29-8	20-16	49-24	Harden-32	Asik-23	Harden-9	Johnson-32	17,732
2-Apr	@Toronto	L103-107	29-8	20-17	49-25	Harden-26	Asik-15	Harden-6	DeRozan-29	18,294
4-Apr	OKLAHOMA CITY	W111-107	30-8	20-17	50-25	Harden-39	Asik-12	Harden-7	Durant-28	18,407
6-Apr	DENVER	W130-125(OT)	31-8	20-17	51-25	Harden-32	Asik-23	Harden-10	Fournier-26	18,325
8-Apr	@L.A. Lakers	W145-130	31-8	21-17	52-25	Jones-33	Motiejunas-15	Harden-12	Young-32	18,131
9-Apr	@Denver	L116-123	31-8	21-18	52-26	Lin-18	Asik-12	Lin-6	Foye-30	15,322
11-Apr	MINNESOTA	L110-112	31-8	21-19	52-27	Harden-33	Asik-15	Harden-10	Brewer-51	16,689
12-Apr	NEW ORLEANS	W111-104	32-8	21-19	53-27	Harden-33	Asik-8	Harden-13	Babbitt-24	18,372
14-Apr	SAN ANTONIO	W104-98	33-8	21-19	54-27	Parsons-21	Howard-17	Harden-7	Bainelli-17	18,406
16-Apr	@New Orleans	L100-105	33-8	21-20	54-28	Daniels-22	Motiejunas-10	Daniels-5	Evans-25	17,421

2013-2014 Team Highs & Lows

Rockets Highs

Points	145	at L.A. Lakers	4/8/14
Biggest Winning Margin	38	vs. Utah	3/17/14
Field Goals Made	56	at L.A. Lakers	4/8/14
Field Goals Attempted	104	at L.A. Lakers	2/19/14
Field Goal Pct. (Game)	.582	vs. Utah	3/17/14
Field Goal Pct. (Half)	.722	vs. Boston (1st)	11/19/13
Field Goal Pct. (Qtr.)	.800	vs. Boston (1st)	11/19/13
3-Point FGs Made	19	vs. Brooklyn	11/29/13
3-Point FGs Attempted	41	at Philadelphia (OT)	11/13/13
3-Point FG Pct.	.688	vs. Phoenix	2/5/14
Free Throws Made	38	at New York	11/14/13
Free Throws Attempted	52	vs. L.A. Lakers	11/7/13
Free Throw Pct.	.900	at Minnesota	2/10/14
Offensive Rebounds	21	at Golden State (OT)	2/20/14
Defensive Rebounds	46	2x: last at L.A. Lakers	4/8/14
Total Rebounds	60	2x: last at GSW (OT)	2/20/14
Assists	36	vs. Minnesota	3/20/14
Personal Fouls	30	2x: last at Toronto	4/2/14
Steals	15	3x: last at Denver	4/6/14
Turnovers	26	vs. Washington	2/12/14
Blocked Shots	15	at Philadelphia (OT)	11/13/13
Points in the Paint	80	5x: last at L.A. Lakers	4/8/14
2nd Chance Points	26	at L.A. Lakers	4/8/14
Fast Break Points	36	2x: at Denver	4/6/14

Rockets Lows

Points	80	at Atlanta	1/10/14
Biggest Losing Margin	33	at Indiana	12/20/13
Field Goals Made	28	at Chicago	3/13/14
Field Goals Attempted	64	vs. Washington	2/12/14
Field Goal Pct. (Game)	.352	vs. Phoenix	12/4/13
Field Goal Pct. (Half)	.194	vs. OKC (2nd)	1/16/14
Field Goal Pct. (Qtr.)	.167	at Memphis (2nd)	11/25/13
3-Point FGs Made	4	2x: last at New Orleans	1/15/14
3-Point FGs Attempted	13	at New Orleans	1/15/14
3-Point FG Pct.	.182	at Indiana	12/20/13
Free Throws Made	9	3x: last at Milwaukee	2/8/14
Free Throws Attempted	13	at Milwaukee	2/8/14
Free Throw Pct.	.480	at L.A. Lakers	2/19/14
Offensive Rebounds	5	3x: last at Cleveland	3/22/14
Defensive Rebounds	22	at Dallas	11/20/13
Total Rebounds	30	at Dallas	11/20/13
Assists	8	at Oklahoma City	12/29/13
Personal Fouls	11	vs. New Orleans	12/28/13
Steals	2	vs. L.A. Clippers	3/29/14
Turnovers	8	at Portland	12/12/13
Blocked Shots	1	4x: last at Toronto	4/2/14
Points in the Paint	30	vs. Memphis	1/24/14
2nd Chance Points	4	at Sacramento	2/25/14
Fast Break Points	7	vs. Charlotte	10/30/13

Rockets High/Low Quarters

	Highs		Lows
1st Qtr.	42 2/25 at Sacramento	14	2x: last 1/25 at MEM
2nd Qtr.	47 4/6 vs. Denver	12	11/25 at Memphis
1st Half	73 1/16 vs. OKC	32	11/25 at Memphis
3rd Qtr.	49 2/19 at L.A. Lakers	10	1/16 vs. OKC
4th Qtr.	38 11/25 at Memphis	9	1/16 vs. OKC
2nd Half	89 4/8 at L.A. Lakers	19	1/16 vs. OKC
OT	13 4/6 at Denver	8	11/11 vs. TOR (2OT)
2OT	15 11/11 vs. Toronto (2OT)	--	--
3OT	--	--	--

Opponents Highs

Points	137	at L.A. Clippers	11/4/13
Biggest Winning Margin	33	at Indiana	12/20/13
Field Goals Made	51	vs. Denver	4/6/14
Field Goals Attempted	114	vs. Toronto (2OT)	11/11/13
Field Goal Pct. (Game)	.583	at Dallas	11/20/13
Field Goal Pct. (Half)	.600	at Indiana (2nd)	12/20/13
Field Goal Pct. (Qtr.)	.737	at Dallas (4th)	11/20/13
3-Point FGs Made	16	2x: last vs. Washington	2/12/14
3-Point FGs Attempted	41	vs. L.A. Clippers	3/29/14
3-Point FG Pct.	.588	at Utah	12/2/13
Free Throws Made	30	at Dallas	1/29/14
Free Throws Attempted	39	at Toronto	4/2/14
Free Throw Pct.	1.000	at Minnesota	2/10/14
Offensive Rebounds	22	vs. Portland (OT)	3/9/14
Defensive Rebounds	45	at Oklahoma City	12/29/13
Total Rebounds	56	2x: last vs. Portland (OT)	3/9/14
Assists	38	at L.A. Lakers	4/8/14
Personal Fouls	38	vs. Toronto (2OT)	11/11/13
Steals	14	3x: last at Orlando	3/5/14
Turnovers	24	vs. L.A. Lakers	11/7/13
Blocked Shots	10	2x: last vs. LAC	3/29/14
Points in the Paint	68	vs. Detroit	3/1/14
2nd Chance Points	34	vs. Denver	4/6/14
Fast Break Points	38	at L.A. Lakers	4/8/14

Opponents Lows

Points	83	3x: last at Atlanta	1/10/14
Biggest Losing Margin	38	vs. Utah	3/17/14
Field Goals Made	27	vs. Golden State	12/6/13
Field Goals Attempted	72	at Dallas	11/20/13
Field Goal Pct. (Game)	.323	vs. Boston	11/19/13
Field Goal Pct. (Half)	.256	vs. Toronto - (1st)	11/11/13
Field Goal Pct. (Qtr.)	.182	vs. Toronto - (2nd)	11/11/13
3-Point FGs Made	1	at Detroit	12/21/13
3-Point FGs Attempted	7	vs. Memphis	1/24/14
3-Point FG Pct.	.083	at Detroit	12/21/13
Free Throws Made	6	vs. New Orleans	12/28/13
Free Throws Attempted	8	vs. New Orleans	12/28/13
Free Throw Pct.	.500	vs. Washington	2/12/14
Offensive Rebounds	3	2x: last at Toronto	4/2/14
Defensive Rebounds	19	at Portland	11/5/13
Total Rebounds	30	at Portland	11/5/13
Assists	10	2x: last vs. GSW	12/6/13
Personal Fouls	13	2x: last at SAS	12/25/13
Steals	3	at Utah	12/2/13
Turnovers	7	vs. Orlando	12/8/13
Blocked Shots	1	at Sacramento	2/25/14
Points in the Paint	26	3x: last at OKC	3/11/14
2nd Chance Points	4	3x: last at OKC	3/11/14
Fast Break Points	2	3x: last at Cleveland	3/22/14

Opponents High/Low Quarters

	Highs		Lows
1st Qtr.	42 11/4 at L.A. Clippers	10	1/10 at Atlanta
2nd Qtr.	40 2/23 at Phoenix	13	11/11 vs. TOR (2OT)
1st Half	78 11/4 at L.A. Clippers	33	11/11 vs. TOR (2OT)
3rd Qtr.	39 4/4 vs. Oklahoma City	13	11/19 vs. Boston
4th Qtr.	39 12/13 at Golden State	11	2/10 at Minnesota
2nd Half	68 12/12 at Portland	31	2/10 at Minnesota
OT	17 11/13 at PHI (OT)	7	3/9 vs. Portland (OT)
2OT	9 11/11 vs. TOR (2OT)	--	--
3OT	--	--	--

2013-2014 Individual Highs & Lows

Rockets Highs

Rockets Points

43	James Harden2/25/14 at Sacramento
41	James Harden3/9/14 vs. Portland (OT)
39	James Harden2/20/14 at Golden State (OT)
39	James Harden4/4/14 vs. Oklahoma City

Rockets Points in a Half

30	Chandler Parsons (2nd)1/24/14 vs. Memphis
30	James Harden (2nd)2/20/14 at Golden State (OT)
30	James Harden (1st)2/25/14 at Sacramento
27	James Harden (2nd)1/3/14 vs. New York

Rockets Points in a Quarter

22	James Harden (1st)2/25/14 at Sacramento
21	Terrence Jones (2nd)1/18/14 vs. Milwaukee
19	James Harden (3rd)4/12/14 vs. New Orleans
18	Dwight Howard (4th)11/16/13 vs. Denver

Rockets Minutes

49:57	Chandler Parsons11/11/13 vs. Toronto (2OT)
48:59	Chandler Parsons3/9/14 vs. Portland (OT)
46:01	Chandler Parsons	(regulation high) 3/29/14 vs. LAC

Rockets Field Goals Made

14	Dwight Howard12/12/13 at Portland
14	James Harden1/8/14 vs. L.A. Lakers
14	Terrence Jones1/18/14 vs. Milwaukee
14	James Harden2/20/14 at Golden State (OT)

Rockets Field Goals Attempted

28	James Harden3/9/14 vs. Portland (OT)
27	James Harden2/20/14 at Golden State (OT)
26	James Harden12/31/13 vs. Sacramento

Rockets 3-Point Field Goals Made

10	Chandler Parsons1/24/14 vs. Memphis
9	Jeremy Lin11/13/13 at Philadelphia (OT)
7	James Harden3/9/14 vs. Portland (OT)

Rockets 3-Point Field Goals Attempted

15	Jeremy Lin11/13/13 at Philadelphia (OT)
14	Chandler Parsons1/24/14 vs. Memphis
12	2x: last James Harden3/16/14 at Miami

Rockets Free Throws Made

22	James Harden12/26/13 vs. Memphis
17	Dwight Howard11/16/13 vs. Denver
17	James Harden4/4/14 vs. Oklahoma City

Rockets Free Throws Attempted

25	James Harden12/26/13 vs. Memphis
25	Dwight Howard1/28/14 vs. San Antonio
24	Dwight Howard11/16/13 vs. Denver

Rockets Offensive Rebounds

8	Dwight Howard12/4/13 vs. Phoenix
8	Dwight Howard12/8/13 vs. Orlando
7	2x: last Donatas Motiejunas4/16/14 vs. NOP

Rockets Defensive Rebounds

20	Dwight Howard10/30/13 vs. Charlotte
18	Dwight Howard11/11/13 vs. Toronto (2OT)
17	Omer Asik4/1/14 at Brooklyn

Rockets Total Rebounds

26	Dwight Howard10/30/13 vs. Charlotte
24	Dwight Howard11/11/13 vs. Toronto (2OT)
23	2x: last Omer Asik4/6/14 vs. Denver

Rockets Assists

13	2x: James Harden4/12/14 vs. New Orleans
12	Jeremy Lin11/13/13 at Philadelphia (OT)
12	2x: last James Harden4/8/14 at LA Lakers
11	3x: last James Harden3/4/14 vs. Miami

Rockets Steals

6	2x: last James Harden4/11/2014 at Minnesota
5	James Harden1/8/14 vs. LA Lakers
5	James Harden1/18/14 vs. Milwaukee
5	Pat Beverley2/1/14 vs. Cleveland

Rockets Turnovers

8	James Harden11/5/13 at Portland
8	Jeremy Lin11/13/13 at Philadelphia (OT)
8	Dwight Howard12/28/13 vs. New Orleans

Rockets Blocked Shots

6	Dwight Howard11/13/13 at Philadelphia (OT)
6	Terrence Jones1/15/14 at New Orleans
5	3x: last Dwight Howard12/20/13 at Indiana

Opponents Highs

Opponents Points

51	Corey Brewer04/11/14 at Minnesota
45	Carmelo Anthony3/11/14 at NY Knicks
42	Kevin Durant3/11/14 at Oklahoma City
38	Dirk Nowitzki1/29/14 at Dallas

Opponents Points in a Half

26	2x: last Corey Brewer (1st)4/11/14 at Minnesota
25	Goran Dragic (1st)2/23/14 at Phoenix
25	2x: last Corey Brewer (2nd)4/11/14 at Minnesota
23	4x: last Kevin Love (1st)2/10/14 at Minnesota

Opponents Points in a Quarter

22	Randy Foye (3rd)4/9/14 at Denver
21	Trevor Ariza (3rd)2/12/14 vs. Washington
19	Goran Dragic (2nd)2/23/14 at Phoenix
18	Gerald Green (3rd)2/23/14 at Phoenix

Opponents Minutes

52:53	DeMar DeRozan11/11/13 vs. Toronto (2OT)
49:23	Rudy Gay11/11/13 vs. Toronto (2OT)
47:03	Aaron Brooks4/9/2014 vs. Denver

Opponents Field Goals Made

19	Corey Brewer4/11/14 at Minnesota
17	Carmelo Anthony11/14/13 at New York
14	Goran Dragic2/23/14 at Phoenix

Opponents Field Goals Attempted

37	Rudy Gay11/11/13 vs. Toronto (2OT)
30	2x: Corey Brewer4/11/14 at Minnesota
27	2x: last LaMarcus Aldridge3/9/14 vs. POR (OT)

Opponents 3-Point Field Goals Made

10	Trevor Ariza2/12/14 vs. Washington
6	7x: Randy Foye4/9/14 at Denver

Opponents 3-Point Field Goals Attempted

14	Trevor Ariza2/12/14 vs. Washington
11	Jamal Crawford11/4/13 at L.A. Clippers
11	Wesley Matthews3/9/14 vs. Portland (OT)

Opponents Free Throws Made

18	Kevin Durant1/16/14 vs. Oklahoma City
13	Kevin Durant3/11/14 3/11/14 at Oklahoma City
12	2x: last Wesley Matthews3/19/14 vs. POR

Opponents Free Throws Attempted

20	Kevin Durant1/16/14 vs. Oklahoma City
16	Kevin Durant3/11/14 at Oklahoma City
15	Corey Brewer4/11/14 at Minnesota

Opponents Offensive Rebounds

10	Gorgui Dieng4/11/14 at Minnesota
8	Marreese Speights12/13/13 at Golden State
8	Zach Randolph12/26/13 vs. Memphis

Opponents Defensive Rebounds

20	LaMarcus Aldridge12/12/13 at Portland
14	DeMarcus Cousins12/31/13 vs. Sacramento
13	4x: last Gorgui Dieng3/20/14 vs. Minnesota

Opponents Total Rebounds

25	LaMarcus Aldridge12/12/13 at Portland
21	Gorgui Dieng3/20/14 vs. Minnesota
20	2x: last Gorgui Dieng4/11/2014 at Minnesota

Opponents Assists

17	Chris Paul11/4/13 at L.A. Clippers
17	Ty Lawson11/16/13 vs. Denver
16	Kendall Marshall2/19/14 at L.A. Lakers

Opponents Steals

6	Tony Allen11/25/13 at Memphis
6	Reggie Jackson1/16/14 vs. Oklahoma City
6	Corey Brewer4/11/14 at Minnesota

Opponents Turnovers

8	Stephen Curry12/6/13 vs. Golden State
7	Kevin Durant1/16/14 vs. Oklahoma City
7	Nicolas Batum3/9/14 vs. Portland (OT)
7	Damian Lillard3/9/14 vs. Portland (OT)

Opponents Blocked Shots

6	Tim Duncan12/25/13 at San Antonio
6	DeAndre Jordan3/29/14 vs. L.A. Clippers
6	Serge Ibaka4/4/14 vs. Oklahoma City
5	5x: last Jeff Withey4/16/14 at New Orleans

2013-2014 Game Highs

PLAYER	MIN	FGM	FTM	3PTM	OFF	REBOUNDS		AST	ST	TO	BLK	PTS
						DEF	TOT					
OMER ASIK	43 APR. 6 vs Den.	6 APR. 6 vs Den.	6 APR. 6 vs Den.	0	7 APR. 6 vs Den.	17T APR. 1 at Brk.	23C(2) APR. 6 vs Den.	3 MAR. 20 vs Minn.	3 APR. 6 vs Den.	3 (4) APR. 8 at LA-L	4 MAR. 20 vs Minn.	18 APR. 6 vs Den.
PATRICK BEVERLEY	42C(2) DEC. 4 vs Phoe.	7C DEC. 13 at G.S.	7C FEB. 23 at Phoe.	5 (3) MAR. 4 vs. Mia.	5C DEC. 12 at Port.	7C FEB. 1 vs Clev.	11C DEC. 12 at Port.	8 (2) FEB. 1 vs Clev.	5C FEB. 1 vs Clev.	5C JAN. 29 at Dall.	3C FEB. 8 at Milw.	20C(2) APR. 12 vs N.O.
RONNIE BREWER	25 JAN. 10 at Atl.	1 (3) JAN. 11 at Wash.	0	1 NOV. 27 vs. Atl.	1 (2) JAN. 11 at Wash.	2 (5) JAN. 20 vs Port.	2 (5) JAN. 20 vs Port.	2 (2) DEC. 21 at Det.	1 (6) JAN. 11 at Wash.	1 (2) JAN. 10 at Atl.	1 JAN. 13 at Bos.	3 NOV. 27 vs Atl.
AARON BROOKS	34 DEC. 21 at Det.	10 NOV. 23 vs Minn.	5 NOV. 1 vs Dall.	6 NOV. 23 vs Minn.	2 (4) JAN. 16 vs OKC.	4 NOV. 4 at LA-C	4 (3) DEC. 4 vs Phoe.	7 (2) DEC. 21 at Det.	3 (3) DEC. 4 vs Phoe.	4 (2) NOV. 30 at S.A.	1 (6) FEB. 12 vs Wash.	26 NOV. 23 vs Minn.
ISAIAH CANAAN	27C APR. 8 at LA-L	6C APR. 8 at LA-L	6C MAR. 29 vs LA-C	4 APR. 6 vs. Den.	2C(2) APR. 9 at Den.	4C MAR. 29 vs LA-C	4C(2) APR. 2 at Tor.	6C APR. 9 at Den.	2C(2) APR. 9 at Den.	4C(2) APR. 9 at Den.	2C APR. 9 at Den.	15C(2) APR. 8 at LA-L
OMRI CASSPI	33 (2) JAN. 22 vs Sac.	9 JAN. 22 vs Sac.	6 NOV. 25 at Mem.	3 (6) MAR. 1 vs. Det.	3 (5) JAN. 22 vs Sac.	9 JAN. 22 vs Sac.	12T JAN. 22 vs Sac.	7C DEC. 21 at Det.	3 (3) DEC. 31 vs Sac.	5C DEC. 4 vs Phoe.	2T MAR. 22 at Clev.	20 JAN. 22 vs Sac.
ROBERT COVINGTON	11C APR. 9 at Den.	2C(3) APR. 9 at Den.	0C	2 JAN. 25 at Mem.	1C(2) APR. 9 at Den.	1C(3) APR. 16 at N.O.	2C APR. 9 at Den.	0C	1C(2) APR. 9 at Den.	1C APR. 9 at Den.	0C	6C JAN. 25 at Mem.
TROY DANIELS	44C APR. 16 at N.O.	8C APR. 16 at N.O.	0C	6C APR. 16 at N.O.	0C	2C APR. 9 at Den.	2C APR. 9 at Den.	5C APR. 16 at N.O.	0C	1C(3) APR. 16 at N.O.	0C	22C APR. 16 at N.O.
FRANCISCO GARCIA	35 (3) DEC. 23 vs Dall.	9 NOV. 27 vs Atl.	2 (3) DEC. 31 vs Sac.	5 (2) NOV. 29 vs Bkn.	2 (2) DEC. 15 at Sac.	6 (2) DEC. 6 vs G.S.	6 (3) APR. 6 vs Den.	6 DEC. 23 vs Dall.	3 DEC. 12 at Port.	3 NOV. 25 at Mem.	4 (2) DEC. 6 vs G.S.	21 NOV. 27 vs Atl.
JORDAN HAMILTON	33C(2) MAR. 1 Den.-Hou.	8C NOV. 8 vs Det.	4C(2) MAR. 13 at Chi.	4 (2) APR. 16 at N.O.	3 (2) APR. 9 at Den.	7 (5) MAR. 13 at Chi.	9T NOV. 8 at Phoe.	7C FEB. 12 at Minn.	5C DEC. 21 at LA-C	5C NOV. 8 at Phoe.	2T(3) JAN. 11 vs Orl.	19C NOV. 8 at Phoe.
JORDAN HAMILTON	33T MAR. 1 Hou.	6 (2) MAR. 1 vs Det.	4T MAR. 13 at Chi.	4(3) APR. 16 at N.O.	3 (2) APR. 9 at Den.	7 MAR. 13 at Chi.	8 APR. 9 at Den.	3 (2) APR. 16 at N.O.	2 (4) APR. 9 at Den.	3 MAR. 7 vs Ind.	1 (7) APR. 9 at Den.	16 FEB. 26 at LA-C
JAMES HARDEN	48C NOV. 11 vs Tor.	14T(2) FEB. 20 at G.S.	22C DEC. 26 vs Mem.	7C MAR. 9 vs. Por.	4 (2) MAR. 27 vs Phil.	9 APR. 4 vs OKC.	10 (3) MAR. 27 vs Phil.	13C(2) APR. 12 vs N.O.	6 (2) APR. 11 at Minn.	8 NOV. 5 at Port.	3 JAN. 13 at Bos.	43 FEB. 25 at Sac.
DWIGHT HOWARD	45 (2) DEC. 31 vs Sac.	14 DEC. 12 at Port.	17 NOV. 16 vs Den.	1C (2) JAN. 18 vs Mil.	8 (2) DEC. 8 vs Orl.	20 OCT. 30 vs Cha.	26T OCT. 30 vs Cha.	7T NOV. 13 at Phil.	4 JAN. 8 vs LA-L	8 DEC. 28 vs N.O.	6 NOV. 13 at Phil.	35 DEC. 21 at Det.
TERRENCE JONES	42C DEC. 25 at S.A.	14C JAN. 18 vs Milw.	7C JAN. 18 vs Milw.	3C MAR. 17 vs Utah	6 (2) JAN. 18 vs Milw.	14C JAN. 11 at Wash.	17C JAN. 11 at Wash.	6C DEC. 18 vs Chi.	4C MAR. 27 vs Phil.	4C MAR. 5 at Orl.	6T JAN. 15 at N.O.	36C JAN. 18 vs Milw.
JEREMY LIN	49C NOV. 13 at Phil.	10 (2) NOV. 13 at Phil.	10 MAR. 9 vs Port.	9C NOV. 13 at Phil.	3 MAR. 1 vs Det.	10C FEB. 1 vs Clev.	11C FEB. 1 vs Clev.	11 NOV. 13 at Phil.	4 APR. 12 vs N.O.	8 NOV. 13 at Phil.	2 (4) MAR. 17 vs Utah	34 NOV. 13 at Phil.
DONATAS MOTIEJUNAS	30 APR. 9 at Den.	9C MAR. 20 vs Minn.	4T(4) APR. 16 at N.O.	3C JAN. 16 vs. OKC.	7C APR. 16 at N.O.	11C APR. 8 at LA-L	15C APR. 8 at LA-L	3 (2) MAR. 17 vs Utah	2T(5) MAR. 27 vs Phil.	5C MAR. 17 vs Utah	3C DEC. 26 vs Mem.	20C MAR. 20 vs Minn.
CHANDLER PARSONS	50C NOV. 11 vs Tor.	12 JAN. 20 vs Port.	10C APR. 4 vs OKC.	10C JAN. 24 vs Mem.	5C FEB. 12 vs Wash.	11 DEC. 26 vs Mem.	12 (2) FEB. 12 vs Wash.	11T NOV. 20 at Dall.	4 (3) APR. 11 at Minn.	5 NOV. 13 at Phil.	4C NOV. 13 at Phil.	34C JAN. 24 vs Mem.
DEXTER PITTMAN	2 FEB. 25 Atl.-Hou.	0 vs Chi.	0	0	3 FEB. 25 vs Chi.	0	3 FEB. 25 vs Chi.	0	0	0	0	0

2013-2014 Game Highs

	MIN	FGM	3FGM	FTM	OFF	REBOUNDS DEF	TOT	AST	ST	TO	BLK	PTS
ROCKETS High Games	290 NOV. 11 vs Tor.	56 APR. 8 at LA-L	38 NOV. 14 at N.Y.	19 NOV. 29 vs Bkn.	21 (2) FEB. 20 at G.S.	46 (2) APR. 8 at LA-L	60 (2) FEB. 20 at G.S.	36 MAR. 20 vs Minn.	15 (3) APR. 6 vs Den.	26 FEB. 12 vs Wash.	15 NOV. 13 at Phil.	145 APR. 8 at LA-L
ROCKETS Low Games	240 (77) APR. 16 at N.O.	28 MAR. 13 at Chi.	9 (3) FEB. 8 at Milw.	4 (3) APR. 14 vs S.A.	5 (3) MAR. 22 at Clev.	22 NOV. 20 at Dall.	30 NOV. 20 at Dall.	8 DEC. 29 at OKC.	2 MAR. 29 vs LA-C	6 APR. 14 vs S.A.	1 (4) APR. 2 at Tor.	80 JAN. 10 at Atl.
OPPONENTS High Games	290 NOV. 11 vs Tor.	51 APR. 6 vs Den.	30 JAN. 29 at Dall.	16 (2) FEB. 12 vs Wash.	22 MAR. 9 vs Port.	45 DEC. 29 at OKC.	56 (2) MAR. 9 vs Port.	38 APR. 8 at LA-L	14 (3) MAR. 5 at Orl.	24 NOV. 7 vs LA-L	10 (3) APR. 16 at N.O.	137 NOV. 4 at LA-C
OPPONENTS Low Games	240 (77) APR. 16 at N.O.	27 DEC. 6 vs G.S.	6 DEC. 28 vs N.O.	1 DEC. 21 at Det.	3 (2) APR. 2 at Tor.	19 NOV. 5 at Port.	30 NOV. 5 at Port.	10 (2) DEC. 6 vs G.S.	3 (2) APR. 14 vs S.A.	6 APR. 14 vs S.A.	1 FEB. 25 at Sac.	83 (3) JAN. 10 at Atl.

"C" indicates a new career high, "T" a tied career high. Numbers in parentheses indicate the number of games in which a player or team has reached a given total (if more than one).



2013-14 Review

#PURSUIT 

**HE WOULDN'T LEAVE YOU.
PLEASE DON'T LEAVE HIM.**



**MAKE ARRANGEMENTS
FOR YOUR ANIMALS
IN THE EVENT OF A NATURAL DISASTER.**

***PETA* HELPINGANIMALS.COM**

The Records



Records

Rockets All-Time Leaders

(Minimum 75 Rockets Games Played; Current Rockets Players Bolded)

Points

Player	Yrs	G	FGM	FGA	3FGM	3FGA	FTM	FTA	Pts.	Avg.
1. Hakeem Olajuwon	17	1,177	10,555	20,573	25	122	5,376	7,537	26,511	22.5
2. Calvin Murphy	13	1,002	7,247	15,030	10	72	3,445	3,864	17,949	17.9
3. Rudy Tomjanovich	11	768	5,630	11,240	34	130	2,089	2,666	13,383	17.4
4. Elvin Hayes	7	572	4,725	10,614	2	11	2,310	3,500	11,762	20.6
5. Moses Malone	6	464	4,047	7,879	1	15	3,024	4,108	11,119	24.0
6. Yao Ming	9	486	3,380	6,445	2	10	2,485	2,984	9,247	19.0
7. Robert Reid	10	762	3,747	8,031	76	270	1,253	1,710	8,823	11.6
8. Mike Newlin	8	604	3,191	6,917	—	—	2,098	2,428	8,480	14.0
9. Otis Thorpe	7	518	3,215	5,747	3	33	1,744	2,604	8,177	15.8
10. Cuttino Mobley	6	436	2,654	6,141	672	1,807	1,468	1,750	7,448	17.1

Scoring Average

Player	G	Points	Avg.
1. James Harden	151	3,874	25.7
2. Moses Malone	464	11,119	24.0
3. Tracy McGrady	303	6,888	22.7
4. Hakeem Olajuwon	1,177	26,511	22.5
5. Kevin Martin	144	3,068	21.3
6. Elvin Hayes	572	11,762	20.6
7. Ralph Sampson	305	5,995	19.7
8. Don Kojis	206	4,037	19.6
9. Clyde Drexler	219	4,155	19.0
Steve Francis	384	7,281	19.0
Yao Ming	486	9,247	19.0

Rebounding Average

Player	G	Reb.	Avg.
1. Moses Malone	464	6,959	15.0
2. Charles Barkley	183	2,235	12.2
Elvin Hayes	572	6,974	12.2
4. Hakeem Olajuwon	1,177	13,382	11.4
5. Ralph Sampson	305	3,189	10.5
6. Omer Asik	130	1,334	10.3
7. Otto Moore	95	952	10.0
8. Otis Thorpe	518	5,010	9.7
9. Yao Ming	486	4,494	9.2
10. Don Kojis	206	1,874	9.1

Assists Average

Player	G	Ast.	Avg.
1. John Lucas Jr.	325	2,358	7.3
2. Steve Francis	384	2,411	6.3
3. Art Williams	238	1,418	6.0
4. James Harden	151	901	6.0
5. Rafer Alston	267	1,519	5.7
6. Tracy McGrady	303	1,699	5.6
Kyle Lowry	218	1,212	5.6
8. Clyde Drexler	219	1,192	5.4
Sleepy Floyd	439	2,363	5.4
10. Kenny Smith	468	2,457	5.3

Field Goal Percentage

(min. 350 made)

Player	FGM	FGA	Pct.
1. Carl Landry	677	1,189	.569
2. Otis Thorpe	3,215	5,747	.559
3. Chucky Brown	405	729	.556
4. Kelvin Cato	764	1,455	.525
Lewis Lloyd	1,853	3,531	.525
6. Yao Ming	3,380	6,445	.524
7. Rodney McCray	1,940	3,720	.522
8. Bill Willoughby	390	751	.519
9. Chuck Hayes	811	1,566	.518
10. Moses Malone	4,047	7,879	.514

Free Throw Percentage

(min. 150 made)

Player	FTM	FTA	Pct.
1. Rick Barry	303	322	.941
2. Kevin Martin	925	1,033	.895
3. Calvin Murphy	3,445	3,864	.892
4. Jimmy Walker	244	277	.881
5. Steve Harris	176	200	.880
6. Mike Newlin	2,098	2,428	.864
7. Mario Elie	748	870	.860
Purvis Short	283	329	.860
9. James Harden	1,250	1,457	.858
10. Kenny Smith	1,049	1,224	.857

3-Point Field Goal Percentage

(min. 55 made)

Player	3PM	3PA	Pct.
1. Kenny Smith	521	1,280	.407
Scott Brooks	72	177	.407
3. Courtney Lee	158	391	.404
4. Walt Williams	278	692	.402
5. Luther Head	383	977	.392
6. Pete Chilcutt	72	184	.391
Jim Jackson	216	552	.391
Scott Padgett	86	220	.391
9. Matt Bullard	557	1,432	.389
10. Shane Battier	576	1,483	.388

Steals Average

Player	G	Stl.	Avg.
1. Clyde Drexler	219	412	1.88
2. Hakeem Olajuwon	1,177	2,088	1.77
3. James Harden	151	257	1.70
4. Steve Francis	384	619	1.61
5. Calvin Murphy	1,002	—	1.50

Blocked Shots Average

Player	G	Blk.	Avg.
1. Hakeem Olajuwon	1,177	3,740	3.18
2. Ralph Sampson	305	585	1.92
3. Yao Ming	486	920	1.89
4. Eddie Griffin	150	245	1.63
Moses Malone	464	758	1.63

Rockets All-Time Leaders

Years

1. Hakeem Olajuwon	17
2. Calvin Murphy	13
3. Rudy Tomjanovich	11
4. Robert Reid	10
Allen Leavell	10
6. Matt Bullard	9
Yao Ming	9
8. Mike Newlin	8
9. Elvin Hayes	7
Otis Thorpe	7
Moochie Norris	7

Games

1. Hakeem Olajuwon	1,177
2. Calvin Murphy	1,002
3. Rudy Tomjanovich	768
4. Robert Reid	762
5. Allen Leavell	700
6. Mike Newlin	604
7. Elvin Hayes	572
8. Matt Bullard	538
9. Otis Thorpe	518
10. Yao Ming	486

Minutes

1. Hakeem Olajuwon	42,844
2. Calvin Murphy	30,607
3. Rudy Tomjanovich	25,714
4. Robert Reid	21,718
5. Elvin Hayes	20,782
6. Otis Thorpe	18,631
7. Moses Malone	17,780
8. Mike Newlin	17,646
9. Cuttino Mobley	16,343
10. Allen Leavell	16,248

Rebounds

1. Hakeem Olajuwon	13,382
2. Elvin Hayes	6,974
3. Moses Malone	6,959
4. Rudy Tomjanovich	6,198
5. Otis Thorpe	5,010
6. Yao Ming	4,494
7. Robert Reid	3,706
8. Ralph Sampson	3,189
9. Luis Scola	2,984
10. Kevin Kunnert	2,891

Assists

1. Calvin Murphy	4,402
2. Allen Leavell	3,339
3. Hakeem Olajuwon	2,992
4. Mike Newlin	2,581
5. Kenny Smith	2,457
6. Steve Francis	2,411
7. Sleepy Floyd	2,363
8. John Lucas Jr.	2,358
9. Robert Reid	2,253
10. Vernon Maxwell	1,730

Steals

1. Hakeem Olajuwon	2,088
2. Calvin Murphy	1,165
3. Allen Leavell	929
4. Robert Reid	881
5. Steve Francis	619
6. Vernon Maxwell	559
7. Cuttino Mobley	526
8. Sleepy Floyd	470
9. John Lucas Jr.	469
10. Mike Newlin	467
Kenny Smith	467

Blocked Shots

1. Hakeem Olajuwon	3,740
2. Yao Ming	920
3. Moses Malone	758
4. Ralph Sampson	585
5. Kelvin Cato	431
6. Kevin Kunnert	413
7. Robert Reid	364
8. Shane Battier	351
9. Robert Horry	343
10. Dikembe Mutombo	293

Field Goals Made

1. Hakeem Olajuwon	10,555
2. Calvin Murphy	7,247
3. Rudy Tomjanovich	5,630
4. Elvin Hayes	4,725
5. Moses Malone	4,047
6. Robert Reid	3,747
7. Yao Ming	3,380
8. Otis Thorpe	3,215
9. Mike Newlin	3,191
10. Cuttino Mobley	2,654

Field Goals Attempted

1. Hakeem Olajuwon	20,573
2. Calvin Murphy	15,030
3. Rudy Tomjanovich	11,240
4. Elvin Hayes	10,614
5. Robert Reid	8,031
6. Moses Malone	7,879
7. Mike Newlin	6,917
8. Yao Ming	6,445
9. Cuttino Mobley	6,141
10. Tracy McGrady	5,962

3-Pointers Made

1. Vernon Maxwell	730
2. Cuttino Mobley	672
3. Shane Battier	576
4. Matt Bullard	557
5. Kenny Smith	521
6. Rafer Alston	517
7. Tracy McGrady	472
8. Steve Francis	470
9. Aaron Brooks	462
10. Luther Head	383

3-Pointers Attempted

1. Vernon Maxwell	2,241
2. Cuttino Mobley	1,807
3. Shane Battier	1,483
4. Rafer Alston	1,478
5. Tracy McGrady	1,464
6. Matt Bullard	1,432
7. Steve Francis	1,363
8. Kenny Smith	1,280
9. Aaron Brooks	1,251
10. Clyde Drexler	1,072

Free Throws Made

1. Hakeem Olajuwon	5,376
2. Calvin Murphy	3,445
3. Moses Malone	3,024
4. Yao Ming	2,485
5. Elvin Hayes	2,310
6. Mike Newlin	2,098
7. Rudy Tomjanovich	2,089
8. Steve Francis	1,797
9. Otis Thorpe	1,744
10. Cuttino Mobley	1,468

Free Throws Attempted

1. Hakeem Olajuwon	7,537
2. Moses Malone	4,108
3. Calvin Murphy	3,864
4. Elvin Hayes	3,500
5. Yao Ming	2,984
6. Rudy Tomjanovich	2,666
7. Otis Thorpe	2,604
8. Mike Newlin	2,428
9. Steve Francis	2,278
10. Tracy McGrady	1,905

Personal Fouls

1. Hakeem Olajuwon	4,236
2. Calvin Murphy	3,250
3. Robert Reid	2,502
4. Rudy Tomjanovich	1,937
5. Mike Newlin	1,916

Disqualifications

1. Hakeem Olajuwon	80
2. Calvin Murphy	53
3. Kevin Kunnert	47
4. Ralph Sampson	45
5. Robert Reid	34

Turnovers

1. Hakeem Olajuwon	3,569
2. Moses Malone	1,448
3. Steve Francis	1,399
4. Allen Leavell	1,324
5. Otis Thorpe	1,320

Double-Doubles

1. Hakeem Olajuwon	771
2. Moses Malone	386
3. Elvin Hayes	357
4. Rudy Tomjanovich	227
5. Otis Thorpe	226

Rockets 40-Point Club



Hakeem Olajuwon (32 Games)

Date	Opponent	FGM-A	FTM-A	TP
Apr. 19, 1990	vs. Denver	21-34	10-13	52
Jan. 18, 1996	vs. Boston	20-37	11-14	51
Jan. 30, 1997	vs. Denver	24-40	0-0	48
Jan. 13, 1995	vs. San Antonio	21-35	5-7	47
Mar. 23, 1996	vs. Minnesota	16-23	14-18	46
Apr. 10, 1993	vs. San Antonio	16-30	13-13	45
Jan. 13, 1994	at Washington	16-27	13-14	45
Mar. 29, 1997	vs. Denver	14-24	16-17	45
Dec. 30, 1986	at L.A. Clippers	19-27	6-8	44
Apr. 8, 1989	at Miami	15-29	13-19	43
Nov. 9, 1994	at Indiana	15-25	13-18	43
Dec. 6, 1984	at Golden State	18-22	6-9	42
Jan. 16, 1993	vs. New York	15-26	12-14	42
Apr. 6, 1993	vs. L.A. Clippers	17-25	8-11	42
Apr. 12, 1994	vs. Minnesota	18-29	6-7	42
Dec. 29, 1994	vs. Golden State	12-25	14-18	42
Feb. 29, 1996	vs. Philadelphia	15-25	12-17	42
Mar. 10, 1996	at Vancouver	16-26	10-11	42
Nov. 5, 1985	vs. Portland	14-25	13-17	41
Dec. 20, 1989	at Golden State	15-23	11-15	41
Mar. 1, 1990	vs. Phoenix	15-30	11-11	41
Mar. 15, 1994	vs. Portland	17-24	7-8	41
Jan. 3, 1995	at Dallas	16-28	9-10	41
Jan. 14, 1995	at Denver	16-26	9-10	41
Feb. 2, 1995	vs. Utah	15-22	11-15	41
Jan. 25, 1997	vs. Utah	14-29	12-14	41
Mar. 14, 1989	at Sacramento	14-28	12-16	40
Feb. 11, 1992	at Seattle	16-22	8-8	40
Jan. 3, 1993	at Portland	16-22	8-10	40
Jan. 22, 1994	vs. Utah	13-25	14-19	40
Mar. 7, 1995	vs. Phoenix	16-23	8-10	40
Feb. 19, 1996	vs. Sacramento	17-35	6-8	40

Elvin Hayes (25 Games)

Date	Opponent	FGM-A	FTM-A	TP
Nov. 13, 1968	vs. Detroit	20-45	14-17	54
Nov. 20, 1970	vs. Seattle	18-35	14-16	50
Jan. 30, 1970	vs. Seattle	18-35	13-19	49
Nov. 25, 1970	at Cincinnati	17-30	14-15	48
Feb. 25, 1970	at Boston	17-34	12-16	46
Nov. 22, 1968	at Seattle	19-36	7-8	45
Nov. 7, 1970	at San Francisco	19-38	7-10	45
Jan. 30, 1971	at Cincinnati	15-28	14-23	44
Dec. 21, 1971	at Portland	18-28	8-9	44
Nov. 22, 1969	vs. Boston	17-34	9-10	43
Dec. 30, 1971	vs. Atlanta	16-26	10-15	42
Jan. 11, 1972	at Seattle	17-33	8-10	42
Feb. 14, 1970	vs. San Francisco	16-23	9-14	41
Feb. 3, 1971	vs. Milwaukee	15-34	11-16	41
Nov. 12, 1968	at Chicago	15-29	10-16	40
Dec. 18, 1968	at Detroit	16-26	8-12	40
Dec. 27, 1968	vs. New York	16-31	8-12	40
Dec. 28, 1968	at Phoenix	16-31	8-11	40
Jan. 29, 1969	vs. L.A. Lakers	16-35	8-10	40
Dec. 6, 1969	vs. L.A. Lakers	16-24	8-10	40
Mar. 12, 1970	at Cincinnati	17-27	6-11	40
Oct. 22, 1970	vs. Cleveland	17-27	6-8	40
Oct. 28, 1970	at Cleveland	16-27	8-10	40
Dec. 13, 1970	at Cleveland	16-35	8-11	40
Jan. 1, 1971	at L.A. Lakers	19-41	2-4	40

Moses Malone (22 Games)

Date	Opponent	FGM-A	FTM-A	TP
Feb. 2, 1982	vs. San Diego	19-30	15-18	53
Mar. 11, 1981	vs. Golden State	20-28	11-12	51
Mar. 13, 1982	vs. Portland	17-26	15-19	49
Feb. 7, 1982	at Kansas City	18-28	11-15	47
Mar. 26, 1982	at Seattle	19-33	8-11	46
Feb. 18, 1979	at New Jersey	14-23	17-19	45
Nov. 13, 1979	at Chicago	17-25	11-13	45
Feb. 5, 1982	vs. Phoenix	17-26	11-14	45
Oct. 17, 1979	vs. Indiana	16-22	12-14	44
Feb. 17, 1982	at Cleveland	15-26	14-17	44
Feb. 27, 1982	at Dallas	15-26	14-17	44
Feb. 26, 1982	vs. Golden State	13-28	17-20	43
Mar. 2, 1982	vs. San Antonio	13-27	17-22	43
Oct. 31, 1981	at San Diego	15-25	12-14	42
Dec. 26, 1981	at Utah	17-24	8-10	42
Oct. 21, 1980	vs. Denver	12-20	17-21	41
Nov. 15, 1980	at Seattle	15-22	11-15	41
Jan. 14, 1981	vs. Chicago	17-27	7-9	41
Mar. 25, 1982	at Portland	17-31	7-10	41
Jan. 8, 1980	at Cleveland	18-32	4-5	40
Nov. 28, 1980	at San Antonio	14-21	12-15	40
Jan. 2, 1981	at Dallas	13-25	14-19	40

Tracy McGrady (15 Games)

Date	Opponent	FGM-A	FTM-A	TP
Dec. 2, 2004	at Dallas	19-36	4-7	48
Nov. 1, 2007	at Utah	17-27	11-14	47
Jan. 9, 2005	at Denver	15-26	10-14	45
Jan. 16, 2007	at Dallas	17-29	7-9	45
Mar. 28, 2005	at Utah	15-21	11-16	44
Apr. 5, 2005	at Golden State	18-34	6-6	44
Jan. 5, 2007	vs. Utah	14-31	13-16	44
Jan. 22, 2006	at Detroit	17-33	7-8	43
Dec. 31, 2004	vs. Milwaukee	13-24	13-16	42
Jan. 23, 2006	at Milwaukee	17-32	4-4	41
Nov. 13, 2007	at Memphis	16-28	6-10	41
Mar. 8, 2008	vs. New Orleans	17-27	4-4	41
Feb. 4, 2005	at Minnesota	11-26	14-18	40
Apr. 8, 2007	at Sacramento	14-28	9-12	40
Dec. 1, 2007	at Sacramento	14-30	7-8	40

Rockets 40-Point Club

Calvin Murphy (7 Games)

Date	Opponent	FGM-A	FTM-A	TP
Mar. 18, 1978	vs. New Jersey	24-40	9-12	57*
Mar. 10, 1978	vs. Washington	21-38	4-4	46
Dec. 28, 1974	vs. Buffalo	18-25	9-10	45
Apr. 7, 1978	vs. New Orleans	17-32	8-8	42
Jan. 3, 1981	vs. Denver	16-27	10-10	42
Jan. 7, 1978	at Atlanta	18-31	5-6	41
Oct. 31, 1975	at Detroit	15-23	10-10	40

*Franchise record

Clyde Drexler (4 Games)

Date	Opponent	FGM-A	FTM-A	TP
Nov. 5, 1997	at L.A. Clippers	15-25	10-11	43
Mar. 30, 1995	at L.A. Clippers	12-23	14-18	41
Dec. 2, 1995	vs. Charlotte	17-23	2-4	41
Apr. 6, 1995	at Golden State	14-22	10-14	40

James Harden (4 Games)

Date	Opponent	FGM-A	FTM-A	TP
Feb. 20, 2013	vs. Oklahoma City	14-19	11-12	46
Nov. 2, 2012	at Atlanta	14-19	15-17	45
Feb. 25, 2014	at Sacramento	11-20	15-16	43
Mar. 9, 2014	vs. Portland	12-28	10-11	41

Ralph Sampson (4 Games)

Date	Opponent	FGM-A	FTM-A	TP
Nov. 17, 1984	vs. San Antonio	19-27	5-6	43
Feb. 7, 1985	vs. Golden State	17-24	8-12	42
Feb. 8, 1984	at Philadelphia	16-26	9-10	41
Feb. 16, 1985	at Cleveland	13-25	15-17	41

One Game Each (14 Rockets)

Player	Date	Opponent	FGM-A	FTM-A	TP
Mike Dunleavy	Dec. 6, 1980	vs. Denver	19-30	10-13	48
Steve Francis	Jan. 17, 2003	vs. L.A. Lakers	12-21	14-17	44
Luis Scola	Mar. 13, 2010	vs. New Jersey	20-25	4-6	44
Charles Barkley	Nov. 29, 1997	at Golden State	15-20	12-14	43
Stu Lantz	Oct. 20, 1970	vs. Phoenix	16-27	11-13	43
Aaron Brooks	Jan. 13, 2010	vs. Minnesota	14-30	9-12	43
Jim Barnett	Feb. 18, 1970	vs. Seattle (at Eugene)	18-29	6-10	42
Henry Finkel	Mar. 7, 1968	vs. L.A. Lakers	13-22	16-18	42
Allen Leavell	Feb. 2, 1983	vs. Denver	14-26	11-12	42
Kenny Smith	Dec. 26, 1993	at L.A. Lakers	16-24	6-6	41
Eric Floyd	Feb. 26, 1991	at Denver	16-25	7-7	40
Robert Horry	Nov. 16, 1995	at Milwaukee	16-26	0-1	40
Don Kojis	Dec. 3, 1969	vs. Chicago	17-19	6-6	40
Otis Thorpe	Dec. 7, 1993	vs. Charlotte	14-19	12-12	40

Cuttino Mobley (3 Games)

Date	Opponent	FGM-A	FTM-A	TP
Jan. 18, 2001	at Golden State	14-26	11-13	41
Jan. 24, 2002	vs. New Jersey	13-24	12-12	41
Feb. 23, 2002	vs. Boston	13-26	10-10	40

Rudy Tomjanovich (3 Games)

Date	Opponent	FGM-A	FTM-A	TP
Jan. 13, 1974	vs. Buffalo	16-27	10-13	42
Dec. 6, 1974	vs. Boston	19-31	3-3	41
Jan. 12, 1977	vs. Boston	17-27	6-8	40

Kevin Martin (2 Games)

Date	Opponent	FGM-A	FTM-A	TP
Jan. 5, 2011	vs. Portland	13-18	13-15	45
Dec. 11, 2010	vs. Cleveland	12-19	13-14	40

Vernon Maxwell (2 Games)

Date	Opponent	FGM-A	FTM-A	TP
Jan. 26, 1991	vs. Cleveland	14-25	19-22	51
Apr. 5, 1991	at Denver	14-25	9-10	45

Yao Ming (2 Games)

Date	Opponent	FGM-A	FTM-A	TP
Feb. 22, 2004	vs. Atlanta	15-21	11-13	41
Dec. 20, 2004	vs. Toronto	13-16	14-18	40



Records

Opponents 40-Point Club

Kobe Bryant (8 Games)

Date	Team	FGM-A	FTM-A	TP
Dec. 15, 2006	at L.A. Lakers	17-38	14-16	53
Mar. 30, 2007	at L.A. Lakers	19-44	12-14	53
Feb. 18, 2003	at L.A. Lakers	19-28	11-11	52
Nov. 17, 2002	at L.A. Lakers	18-37	9-11	46
Dec. 21, 2000	L.A. Lakers	20-26	4-6	45
Oct. 30, 2007	at L.A. Lakers	13-32	18-27	45
Apr. 2, 2006	at L.A. Lakers	19-32	2-2	43
Nov. 4, 2009	L.A. Lakers	15-30	11-15	41

Kareem Abdul-Jabbar (7 Games)

Date	Team	FGM-A	FTM-A	TP
Jan. 25, 1973	Milwaukee	24-32	0-0	48
Feb. 6, 1986	L.A. Lakers	21-30	4-4	46
Mar. 3, 1974	Milwaukee	19-33	6-9	44
Mar. 16, 1986	at L.A. Lakers	16-24	11-16	43
Mar. 18, 1972	Milwaukee	17-27	8-12	42
Feb. 3, 1978	Milwaukee	17-30	7-8	41
Feb. 5, 1985	L.A. Lakers	16-29	8-9	40

George Gervin (5 Games)

Date	Team	FGM-A	FTM-A	TP
Mar. 30, 1979	at San Antonio	15-24	16-18	46
Dec. 30, 1981	at San Antonio	17-33	8-9	42
Jan. 25, 1985	San Antonio	21-26	0-0	42
Feb. 12, 1980	at San Antonio	15-25	8-8	41
Jan. 13, 1984	at San Antonio	15-26	10-12	40

Michael Jordan (5 Games)

Date	Team	FGM-A	FTM-A	TP
Jan. 18, 1998	at Chicago	16-29	11-12	45
Dec. 12, 1987	at Chicago	16-28	12-12	44
Mar. 16, 1987	Chicago	15-28	14-14	44
Jan. 15, 1987	at Chicago	17-43	8-9	43
Apr. 5, 1998	Chicago	18-31	3-5	40

Jerry West (4 Games)

Date	Team	FGM-A	FTM-A	TP
Feb. 3, 1968	L.A. Lakers	15-25	12-15	42
Nov. 29, 1970	at L.A. Lakers	16-27	9-10	41
Jan. 1, 1971	at L.A. Lakers	17-34	7-8	41
Dec. 30, 1968	L.A. Lakers	15-30	10-13	40

Julius Erving (3 Games)

Date	Team	FGM-A	FTM-A	TP
Oct. 13, 1979	at Philadelphia	15-22	14-14	44
Feb. 8, 1984	at Philadelphia	15-25	11-13	42
Nov. 23, 1979	Philadelphia	17-29	7-7	41

Gail Goodrich (3 Games)

Date	Team	FGM-A	FTM-A	TP
Mar. 9, 1969	at Phoenix	16-32	15-18	47
Feb. 5, 1974	L.A. Lakers	18-29	8-10	44
Dec. 8, 1971	L.A. Lakers	16-29	10-12	42

Allen Iverson (3 Games)

Date	Team	FGM-A	FTM-A	TP
Jan. 15, 2002	at Philadelphia	21-42	14-14	58*
Feb. 3, 2000	Philadelphia	16-25	7-12	40
Mar. 1, 2006	Philadelphia	16-29	7-9	40

*Franchise record

Bob McAdoo (3 Games)

Date	Team	FGM-A	FTM-A	TP
Mar. 18, 1975	Buffalo	22-31	7-9	51
Mar. 28, 1973	Buffalo (at S.A.)	20-36	5-6	45
Mar. 22, 1975	at Buffalo	18-30	6-9	42

Geoff Petrie (3 Games)

Date	Team	FGM-A	FTM-A	TP
Jan. 20, 1973	Portland	19-35	13-14	51
Mar. 16, 1973	at Portland	19-28	13-16	51
Mar. 7, 1971	Portland	16-32	8-9	40

Carmelo Anthony (3 Games)

Date	Team	FGM-A	FTM-A	TP
Feb. 7, 2011	at Denver	16-24	16-18	50
Mar. 15, 2010	Denver	18-35	6-7	45
Nov. 14, 2013	at New York	17-30	9-11	45

Nate Archibald (2 Games)

Date	Team	FGM-A	FTM-A	TP
Nov. 18, 1972	Kansas City	17-34	17-18	51
Feb. 13, 1973	at Kansas City	22-33	5-5	49

Gilbert Arenas (2 Games)

Date	Team	FGM-A	FTM-A	TP
Jan. 3, 2006	at Washington	13-25	13-16	44
Dec. 9, 2006	at Washington	13-30	8-13	41

Larry Bird (2 Games)

Date	Team	FGM-A	FTM-A	TP
Mar. 17, 1985	at Boston	17-32	14-15	48
Feb. 9, 1988	Boston	17-27	9-10	44

Tom Chambers (2 Games)

Date	Team	FGM-A	FTM-A	TP
Jan. 6, 1988	at Seattle	15-23	15-15	46
Mar. 10, 1987	Seattle	14-27	11-12	42

Adrian Dantley (2 Games)

Date	Team	FGM-A	FTM-A	TP
Jan. 4, 1984	Utah (at Las Vegas)	9-15	28-29	46
Nov. 14, 1980	at Utah	16-27	11-11	43

Monta Ellis (2 Games)

Date	Team	FGM-A	FTM-A	TP
Oct. 27, 2010	at Golden State	18-24	9-12	46
Dec. 20, 2010	at Golden State	15-20	11-14	44

Alex English (2 Games)

Date	Team	FGM-A	FTM-A	TP
Nov. 19, 1985	at Denver	21-30	12-12	54
Dec. 30, 1985	at Denver	17-33	8-11	42

Antonio McDyess (2 Games)

Date	Team	FGM-A	FTM-A	TP
Nov. 30, 2000	at Denver	15-28	10-12	40
Jan. 20, 2000	Denver	15-25	10-11	40

Glen Rice (2 Games)

Date	Team	FGM-A	FTM-A	TP
Jan. 21, 1997	Charlotte	13-25	14-16	42
Dec. 9, 1993	Miami	14-29	8-10	40

Dominique Wilkins (2 Games)

Date	Team	FGM-A	FTM-A	TP
Dec. 21, 1985	at Atlanta	19-32	10-10	49

Opponents 40-Point Club

One Game Each (59 Opponents)

Player	Date	Team	FGM-A	FTM-A	TP
Dirk Nowitzki	Dec. 2, 2004	at Dallas	15-32	21-22	53
Rick Barry	Jan. 17, 1973	Golden State (at S.A.)	24-33	3-4	51
Phil Smith	Dec. 11, 1976	at Golden State	18-27	15-20	51
Corey Brewer	Apr. 11, 2014	at Minnesota	19-30	11-15	51
Dana Barros	Mar. 14, 1995	at Philadelphia	21-26	6-8	50
Cazzie Russell	Dec. 11, 1973	at Golden State	22-43	5-6	49
Lou Hudson	Mar. 11, 1970	at Atlanta	22-33	4-5	48
Mike Woodson	Feb. 20, 1983	Kansas City	22-24	3-6	48
Mitch Richmond	Dec. 15, 1995	Sacramento	17-29	10-13	47
Mike Mitchell	Feb. 8, 1980	Cleveland	20-36	6-7	46
Jerry Stackhouse	Jan. 4, 2001	Detroit	15-27	13-14	46
Kevin Durant	Mar. 11, 2014	at Oklahoma City	12-22	13-16	45
World B. Free	Feb. 16, 1985	at Cleveland	17-30	5-5	45
Walt Hazzard	Dec. 28, 1967	Seattle	17-34	11-13	45
Karl Malone	Apr. 19, 1995	at Utah	16-24	13-18	45
Kiki Vandeweghe	Mar. 6, 1984	at Denver	16-26	13-14	45
Dwyane Wade	Dec. 29, 2010	Miami	17-24	10-10	45
Connie Hawkins	Mar. 22, 1970	Phoenix	15-30	14-18	44
Gus Johnson	Feb. 11, 1968	at Baltimore	19-28	6-8	44
Drazen Petrovic	Jan. 24, 1993	at New Jersey	17-23	7-7	44
Jalen Rose	Mar. 16, 2002	Chicago	18-34	5-5	44
Tom Van Arsdale	Feb. 13, 1971	Cincinnati	19-31	6-8	44
David West	Dec. 29, 2009	New Orleans	18-30	6-8	44
Vince Carter	Mar. 5, 2002	Toronto	18-31	5-6	43
Walt Frazier	Oct. 30, 1969	at New York	14-22	15-19	43
Kevin Grevey	Mar. 10, 1978	Washington	15-24	13-15	43
Antawn Jamison	Jan. 18, 2001	at Golden State	14-27	13-16	43
Jason Kidd	Mar. 29, 2001	Phoenix	16-34	6-8	43
Bob Love	Mar. 6, 1974	Chicago	18-29	7-7	43
Pete Maravich	Feb. 6, 1977	at New Orleans	17-33	9-10	43
George McGinnis	Jan. 9, 1980	Denver	14-17	15-17	43
Gary Payton	Apr. 16, 2000	Seattle	17-31	7-8	43
Stephen Jackson	Jan. 12, 2010	at Charlotte	15-22	10-11	43
Otis Birdsong	Dec. 5, 1980	at Kansas City	19-25	4-4	42
Butch Carter	Nov. 1, 1983	at Indiana	16-23	8-14	42
Bob Lanier	Nov. 4, 1972	Detroit (at S.A.)	17-33	8-8	42
Jack Marin	Nov. 7, 1971	Baltimore	18-28	6-7	42
Jamal Mashburn	Apr. 11, 1995	Dallas	16-37	9-16	42
Sidney Moncrief	Feb. 24, 1983	Milwaukee	14-24	14-14	42
Bob Rule	Feb. 18, 1970	Seattle (at Eugene)	16-33	10-12	42
Brandon Roy	Oct. 31, 2009	Portland	12-20	13-13	42
Michael Adams	Apr. 5, 1991	at Denver	15-34	5-5	41
Elgin Baylor	Feb. 25, 1968	L.A. Lakers	16-23	9-15	41
Billy Cunningham	Oct. 14, 1971	Philadelphia	14-21	13-17	41
John Drew	Feb. 18, 1978	Atlanta	12-26	17-19	41
Clyde Drexler	Mar. 20, 1990	Portland	18-26	5-8	41
Shaquille O'Neal	Jan. 19, 2001	at L.A. Lakers	17-23	7-18	41
Charlie Scott	Feb. 17, 1973	Phoenix	15-28	11-13	41
David Thompson	Jan. 12, 1978	Denver	17-24	7-8	41
John Williamson	Feb. 18, 1979	at New Jersey	17-30	7-10	41
Baron Davis	Apr. 5, 2005	at Golden State	11-20	15-16	40
Mike Davis	Nov. 18, 1969	at Baltimore	17-30	6-7	40
Rudy LaRusso	Feb. 1, 1968	San Francisco	17-28	6-8	40
Jeff Malone	Nov. 28, 1992	Utah	16-21	8-10	40
Stephon Marbury	Feb. 17, 1999	Minnesota	16-24	8-11	40
Don Nelson	Feb. 25, 1970	at Boston	13-18	14-15	40
Jim Paxson	Jan. 15, 1985	at Portland	16-18	7-8	40
David Robinson	Mar. 12, 1994	San Antonio	15-26	10-14	40
O.J. Mayo	Dec. 8, 2012	Dallas	15-26	4-4	40

Rockets Team Records

Most Points Scored

Season:	9,732	(118.7 per game)	1969-70
	9,456	(115.3 per game)	1968-69
	9,379	(114.4 per game)	1985-86
Game:	156	at Denver	1/10/91
	151	at Cincinnati	3/12/70
	150	vs. Cincinnati	2/15/70
Half:	94	at Denver, 2nd	1/10/91
	89	at LA Lakers, 2nd	4/8/14
Quarter:	50	at Denver, 4th	1/10/91
1st Qtr.:	44	vs. Denver	11/6/90
2nd Qtr.:	47	vs. Denver	4/6/14
3rd Qtr.:	49	at LA Lakers	2/19/14
4th Qtr.:	50	at Denver	1/10/91
Overtime:	23	vs. Dallas (2OT), 1st OT	4/11/95

Fewest Points Scored

Season:	4,711	(94.2 per game)	1998-99
	6,474	(98.1 per game)	2011-12
	7,362	(89.8 per game)	2003-04
Game:	66	vs. Miami	12/21/96
	66	vs. Portland	4/8/03
	66	at Detroit	1/7/04
	66	at Miami	2/9/10
Half:	19	vs. Oklahoma City, 2nd	1/19/14
	24	at San Antonio, 1st	11/13/01
	24	vs. New Orleans (OT), 2nd	1/19/12
Quarter:	7	at L.A. Lakers, 4th	11/15/91
	7	vs. New Orleans, 3rd	12/29/02
	7	vs. New Orleans (OT), 4th	1/19/12
1st Qtr.:	8	3x: last at San Antonio	12/13/03
2nd Qtr.:	8	vs. San Antonio	12/11/03
3rd Qtr.:	7	vs. New Orleans	12/29/02
4th Qtr.:	7	at L.A. Lakers	11/15/91
	7	vs. New Orleans (OT)	1/19/12
Overtime:	0	vs. Portland (OT)	1/22/83

Largest Margin of Victory

Game:	52	vs. New Jersey	10/18/78
	(139-87)		

Largest Margin of Defeat

Game:	56*	vs. Seattle	12/6/86
	(80-136)		

*NBA record for visiting team

Most Field Goals Made

Most Field Goals Made			
Season:	3,866		1969-70
	3,772		1972-73
	3,759		1985-86
Game:	67	at Cincinnati	3/12/70
	64	vs. L.A. Clippers	3/15/86
	63	vs. Cincinnati	2/15/70
	63	vs. San Antonio	1/20/84

Fewest Field Goals Made

Season:	1,755		1998-99
	2,489		2011-12
	2,708		2005-06
Game:	23	vs. Miami	12/21/96
	23	at Cleveland	1/6/98
	23	at Portland	3/7/99
	23	vs. New York	12/27/02
	23	vs. Memphis	4/12/13

Most Field Goals Attempted

Season:	8,867		1969-70
	8,631		1968-69
	8,547		1967-68
Game:	138	vs. San Francisco	11/19/67
	133	at Cincinnati	3/12/70
	130	vs. San Antonio (OT)	4/13/84

Fewest Field Goals Attempted

Season:	3,798	1998-99	
	5,543	2011-12	
	6,195	2003-04	
Game:	54	vs. Utah	2/4/02
	59	at Chicago	1/5/76
	60	vs. Minnesota	12/8/92
	60	at Golden State	2/6/99
	60	at Vancouver	3/6/99
	60	at Memphis	11/25/05

Highest Field Goal Percentage

Season:	.504		1984-85
	.497		1978-79
	.495		1983-84
Game:	.685	vs. Philadelphia	2/16/93
	(61-89)		
	.667	at Portland	4/5/84
	(50-75)		
	.654	at Boston	10/24/73
	(53-81)		
Quarter:	.950	vs. New York	3/19/80
	(19-20)		

Lowest Field Goal Percentage

Season:	.417		1967-68
	.421		1970-71
	.428		1968-69
Game:	.295	vs. New York	12/27/02
	(23-78)		
	.295	vs. Portland	4/8/03
	(26-88)		
	.299	vs. Sacramento	3/28/02
	(26-87)		

Most Consecutive Field Goals Made

Game:	22	vs. Portland	2/22/83
--------------	----	--------------	---------

Most 3-Point Field Goals Made

Season:	867	2012-13
	779	2013-14
	705	2006-07
Game:	23*	vs. Golden State 2/5/13
	19	vs. Brooklyn 11/29/13
	19	at Phoenix 3/9/13

*Tied NBA record

Fewest 3-Point Field Goals Made

Season:	21		1980-81
	30		1983-84
	41		1984-85
Game:	0	multiple, last vs. San Antonio	3/18/06

Most 3-Point Field Goals Attempted

Season:	2,369	2012-13	
	2,179	2013-14	
	1,893	2006-07	
	1,843	2010-11	
Game:	46	at Washington	2/23/13
	41	at Phoenix	4/16/96
	41	at Phoenix	3/9/13
	41	at Philadelphia (OT)	11/13/13

Fewest 3-Point Field Goals Attempted

Season:	118	1980-81
	154	1983-84
	176	1981-82
Game:	0	multiple, last vs. San Antonio 2/28/88

Rockets Team Records

Highest 3-Point Field Goal Percentage

Season:	.375	2008-09
	.372	2006-07
	.368	1994-95
	.368	1998-99
Game:	.750	vs. Golden State 4/7/94
	(12-16)	
	.714	vs. L.A. Lakers 12/21/00
	(5-7)	
	.696	at Milwaukee 2/17/10
	(16-23)	
	.696	at Memphis 12/3/10
	(16-23)	

Lowest 3-Point Field Goal Percentage

Season:	.178	1980-81
	.195	1983-84
	.220	1984-85
Game:	.000	at Orlando 3/30/91
	(0-15)	
	.000	vs. Indiana 1/5/91
	(0-11)	
	.000	at Minnesota 3/30/00
	(0-11)	
	.000	vs. Portland 2/13/05
	(0-11)	

Most Free Throws Made

Season:	2,188	1970-71
	2,083	1967-68
	2,074	1968-69
Game:	47	at Seattle 12/28/67
	46	vs. Cleveland 10/22/70
	46	at Phoenix 11/25/87

Fewest Free Throws Made

Season:	865	1998-99
	1,018	2011-12
	1,342	2007-08
Game:	2	at Denver 1/27/78
	3	vs. Portland 2/22/83
	4	at Philadelphia 12/15/78
	4	vs. L.A. Lakers 12/3/92
	4	at Detroit 12/22/92
	4	vs. Milwaukee 12/23/96
	4	at San Antonio 11/16/07
	4	at Phoenix 2/9/12

Most Free Throws Attempted

Season:	3,039	1968-69
	2,929	1967-68
	2,921	1970-71
Game:	65	at Seattle 12/28/67
	57	vs. St. Louis 1/3/68
	57	at Philadelphia 11/17/71

Fewest Free Throws Attempted

Season:	1,187	1998-99
	1,301	2011-12
	1,774	2003-04
Game:	4	at Denver 1/27/78
	6	vs. Cleveland 2/8/77
	6	at Philadelphia 12/15/78
	6	at Cleveland 11/25/89
	6	at San Antonio 11/16/07
	6	vs. Denver 3/2/08
	6	at Phoenix 2/9/12

Highest Free Throw Percentage

Season:	.812	1973-74
	.805	2008-09
	.801	2010-11
Game:	1.000	at Sacramento 4/12/10
	(23-23)	
	1.000	at Golden State 4/5/05
	(19-19)	
	1.000	vs. Boston 10/21/78
	(18-18)	
	1.000	at Portland 12/16/79
	(18-18)	
	1.000	vs. Dallas 3/11/95
	(18-18)	
Quarter:	1.000	vs. Portland, 4th 11/5/91
	(19-19)	

Most Consecutive Free Throws Made

Season:	34	3/7/95-3/13/95
----------------	----	----------------

Lowest Free Throw Percentage

Season:	.682	1968-69
	.699	1984-85
	.711	1967-68
Game:	.214	vs. Portland 2/22/83
	(3-14)	
	.273	vs. Detroit 12/12/07
	(6-22)	
	.353	vs. Minnesota 2/21/02
	(6-17)	

Most Rebounds

Season:	5,418	1967-68
	5,026	1968-69
	4,786	1969-70
Game:	89	vs. Seattle 1/4/69
	83	vs. Baltimore 1/10/69
	82	vs. San Francisco 12/2/67

Fewest Rebounds

Season:	2,075	1998-99
	2,783	2011-12
	3,320	1994-95
Game:	23	at Minnesota 2/21/96
	24	vs. Utah 12/23/02
	25	3x: last at Utah 4/18/07

Most Offensive Rebounds

Season:	1,403	1981-82
	1,394	1979-80
	1,325	1984-85
Game:	35	vs. San Antonio 4/13/84
	33	vs. Seattle 2/11/82
	33	vs. Phoenix 2/16/91

Fewest Offensive Rebounds

Season:	536	1998-99
	769	2011-12
	847	2003-04
Game:	1	at Chicago 11/3/03
	2	at Cleveland 11/9/73
	2	at Portland 12/19/89
	2	at Detroit 2/8/01

Most Defensive Rebounds

Season:	2,797	2013-14
	2,673	2006-07
	2,662	2008-09
Game:	50	vs. Dallas 2/4/81
	50	vs. Denver 11/6/90
	49	vs. Indiana (3OT) 3/13/01

Rockets Team Records

Fewest Defensive Rebounds

Season:	1,539	1998-99
	2,014	2011-12
	2,217	1979-80
Game:	15	at Boston 3/12/80
	15	at Portland 2/22/83
	17	3x: last at Minnesota 2/21/96

Largest Rebound Margin (Rockets)

Game:	32	vs. Seattle 1/4/69
	(89-57)	
	32	at New York (OT) 1/19/71
	(81-49)	
	32	vs. Dallas 2/4/81
	(65-33)	
	32	vs. Seattle 2/11/82
	(61-29)	

Fewest Rebounds, Two Teams

Game:	54	Utah 30, at Houston 24	12/23/02
--------------	----	------------------------	----------

Most Assists

Season:	2,318	1985-86
	2,302	1978-79
	2,239	1984-85
Game:	50	vs. L.A. Clippers 3/15/86
	45	vs. Cincinnati 2/15/70
	44	vs. San Antonio 1/20/84
	44	vs. Golden State 2/25/95

Fewest Assists

Season:	1,058	1998-99
	1,404	2011-12
	1,482	2001-02
Game:	6	at Atlanta 2/23/69
	6	at Washington 4/1/77
	7	at Chicago 1/16/68

Most Steals

Season:	809	1989-90
	796	1990-91
	789	1988-89
Game:	21	vs. Cleveland 11/16/86
	20	vs. New Jersey 2/4/88
	20	vs. Sacramento 11/1/96
	20	vs. Charlotte 2/10/07

Fewest Steals

Season:	386	1998-99
	496	2011-12
	537	2001-02
Game:	0	at Dallas 11/12/91
	0	vs. Golden State 12/31/05
	1	10x: last vs. Denver 3/2/12

Most Blocked Shots

Season:	597	1984-85
	571	1991-92
	555	1986-87
Game:	20	at Denver 11/16/84
	19	at Chicago 12/9/83
	18	at Denver 1/2/85
	18	vs. Golden State 1/7/86
	18	at Golden State 11/26/88

Fewest Blocked Shots

Season:	260	1998-99
	286	1978-79
	294	1997-98
Game:	0	57x: last vs. Dallas 3/3/13

Most Blocked Shots, Two Teams

Game:	31	Houston 20, at Denver 11	11/16/84
--------------	----	--------------------------	----------

Fewest Blocked Shots, Two Teams

Game:	0	at L.A. Lakers	1/22/78
--------------	---	----------------	---------

Most Personal Fouls

Season:	2,317	1983-84
	2,188	1967-68
	2,132	1976-77
Game:	41	at Atlanta 10/19/74
	40	vs. New Jersey 1/25/83
	40	vs. L.A. Lakers 1/10/84
	40	at Kansas City 11/1/84

Fewest Personal Fouls

Season:	960	1998-99
	1,347	2011-12
	1,476	2001-02
Game:	7	at Milwaukee 2/20/02
	7	at Sacramento 12/1/03
	8	at Minnesota 2/4/00
	8	at New Jersey 3/29/11

Most Disqualifications

Season:	52	1983-84
	39	1970-71
	36	1973-74
	36	1975-76

Fewest Disqualifications

Season:	4	2002-03
	5	1998-99
	6	2011-12
	6	2012-13

Most Turnovers

Season:	1,759	1974-75
	1,605	1984-85
	1,571	1982-83
Game:	34	vs. Chicago 10/27/73
	34	vs. Kansas City (Omaha) 3/17/74
	33	vs. Cleveland 11/28/79

Fewest Turnovers

Season:	812	1998-99
	955	2011-12
	1,110	2010-11
Game:	4	vs. Sacramento 1/23/86
	5	at Phoenix 3/22/08
	5	vs. Phoenix 4/11/08
	5	vs. Milwaukee 1/17/11

Opponents Team Records

Most Points Scored

Season:	9,986	(121.8 per game)	1969-70
	9,920	(121.0 per game)	1967-68
	9,472	(115.5 per game)	1968-69
Game:	165	at Cincinnati	3/12/70
	159	at Philadelphia	1/25/70
Half:	97	vs. Atlanta, 2nd	2/11/70
	90	at Boston, 2nd	2/25/70
	89	at Cincinnati, 1st	3/12/70
Quarter:	54	vs. Atlanta, 3rd	2/11/70
	54	at Boston, 4th	2/25/70
	50	vs. San Antonio, 2nd	11/17/84
1st Qtr.:	47	at Boston	1/26/73
2nd Qtr.:	50	vs. San Antonio	11/17/84
3rd Qtr.:	54	vs. Atlanta	2/11/70
4th Qtr.:	54	at Boston	2/25/70
Overtime:	23	vs. Dallas (2OT), 1st OT	4/11/95

Fewest Points Scored

Season:	4,595	(91.9 per game)	1998-99
	6,459	(97.9 per game)	2011-12
	7,220	(88.0 per game)	2003-04
Game:	62	at Charlotte	12/8/06
	63	vs. Utah	1/3/04
	63	vs. Cleveland	12/2/06
	65	vs. Golden State	1/5/04
Half:	23	vs. Washington, 1st	2/26/08
	24	vs. New Jersey, 1st	3/8/03
	25	at Seattle, 2nd	4/4/08
Quarter:	6	at Seattle, 3rd	3/8/05
	6	vs. New Orleans	4/26/12
	7	at Sacramento, 4th	11/2/97
	7	vs. Utah, 4th	1/3/04
1st Qtr.:	8	vs. San Francisco	12/2/67
2nd Qtr.:	8	5x: last vs. New Jersey	3/8/03
3rd Qtr.:	6	at Seattle	3/8/05
4th Qtr.:	6	vs. New Orleans	4/26/12
Overtime:	2	vs. Phoenix (OT)	3/20/99

Most Field Goals Made

Season:	3,947		1969-70
	3,837		1967-68
	3,824		1972-73
Game:	67	at Cincinnati	3/12/70
	64	vs. Baltimore	3/1/68
	63	at Philadelphia	1/25/70
	63	at Golden State	3/15/73

Fewest Field Goals Made

Season:	1,793		1998-99
	2,474		2011-12
	2,636		2003-04
Game:	21	at Chicago	11/3/03
	22	vs. Cleveland	12/2/06
	23	vs. Denver	3/9/99
	23	at Miami	11/25/00
	23	at Philadelphia	11/17/03
	23	vs. Boston	12/6/05
	23	vs. Utah	12/27/05
	23	at Charlotte	12/8/06

Most Field Goals Attempted

Season:	8,635		1969-70
	8,586		1968-69
	8,189		1967-68
Game:	131	at Cincinnati	3/12/70
	130	at San Francisco	10/18/69
	128	vs. Philadelphia (N.Y.)	12/10/68
	128	vs. Dallas	4/11/95

Fewest Field Goals Attempted

Season:	4,136		1998-99
	5,427		2011-12
	6,310		2005-06
Game:	59	vs. Cleveland	3/21/96
	61	at Utah	4/10/06
	64	at Minnesota	1/19/13

Highest Field Goal Percentage

Season:	.503		1982-83
	.498		1978-79
	.497		1981-82
Game:	.676	at San Antonio	4/7/85
	(48-71)		
	.675	at Utah	2/27/10
	(52-77)		
	.662	at Atlanta	3/2/74
	(51-77)		

Lowest Field Goal Percentage

Season:	.412		2003-04
	.423		2004-05
	.429		2005-06
	.429		2006-07
Game:	.266	at Chicago	11/3/03
	(21-79)		
	.268	at L.A. Clippers	2/28/00
	(26-97)		
	.282	vs. Cleveland	12/2/06
	(22-78)		

Most 3-Point Field Goals Made

Season:	666		2013-14
	661		2012-13
	541		2005-06
Game:	17	vs. Phoenix	1/17/07
	17	vs. New York	11/23/12
	16	5x: vs. Washington	2/12/14

Fewest 3-Point Field Goals Made

Season:	33	1982-83
	42	1983-84
	48	1981-82
Game:	0	many times, last vs. Memphis 12/30/11

Most 3-Point Field Goals Attempted

Season:	1,889	2013-14	
	1,798	2012-13	
	1,547	1996-97	
Game:	41	vs. LA Clippers	3/29/14
	39	vs. New York	11/23/12
	37	at Golden State (OT)	12/14/05
	36	vs. Brooklyn	1/26/13

Fewest 3-Point Field Goals Attempted

Season:	125	1982-83
	157	1983-84
	171	1980-81
Game:	0	many times, last vs. Boston 2/18/93

Opponents Team Records

Highest 3-Point Field Goal Percentage

Season:	.376	1994-95
	.372	2003-04
	.369	2005-06
Game:	.800	vs. San Antonio
	(8-10)	
	.778	at San Antonio
	(7-9)	
	.778	at Portland
	(7-9)	

Lowest 3-Point Field Goal Percentage

Season:	.238	1981-82
	.264	1982-83
	.268	1983-84
Game:	.000	vs. Philadelphia
	(0-14)	
	.000	vs. Cleveland
	(0-13)	
	.000	vs. Memphis
	(0-13)	
	.000	at Phoenix
	(0-11)	
	.000	vs. Atlanta
	(0-11)	

Most Free Throws Made

Season:	2,246	1967-68
	2,116	1983-84
	2,092	1969-70
Game:	46	at Phoenix
	46	at Denver
	44	at Phoenix
	44	at Denver

Fewest Free Throws Made

Season:	779	1998-99
	1,142	2011-12
	1,221	2001-02
Game:	1	vs. New Orleans
	3	at Milwaukee
	3	at Memphis
	3	at Milwaukee

Most Free Throws Attempted

Season:	3,133	1967-68
	2,950	1968-69
	2,804	1969-70
Game:	62	vs. St. Louis
	59	at Phoenix
	59	at Portland

Fewest Free Throws Attempted

Season:	1,062	1998-99
	1,490	2011-12
	1,623	2001-02
Game:	3	at Milwaukee
	4	at Memphis
	4	at Utah

Highest Free Throw Percentage

Season:	.788	1979-80
	.781	2010-11
	.779	1986-87
	.779	1999-2000
Game:	1.000	at Golden State
	(33-33)	
	1.000	vs. Chicago
	(25-25)	
	1.000	at Minnesota
	(21-21)	

Lowest Free Throw Percentage

Season:	.707	1995-96
	.708	1968-69
	.717	1967-68

Most Rebounds

Season:	4,959	1968-69
	4,933	1967-68
	4,550	1969-70
Game:	82	at San Francisco
	79	vs. Detroit (N.Y.)
	77	at Chicago
	77	at Detroit

Fewest Rebounds

Season:	2,055	1998-99
	2,756	2011-12
	3,258	2003-04
Game:	20	vs. Buffalo
	24	4x: last vs. Atlanta

Most Offensive Rebounds

Season:	1,290	1979-80
	1,261	1987-88
	1,242	1990-91
Game:	31	at Denver
	31	at San Antonio

Fewest Offensive Rebounds

Season:	664	1998-99
	729	2011-12
	800	2006-07
Game:	1	at Cleveland
	2	vs. Cleveland
	2	at Golden State
	2	vs. Dallas
	2	vs. Sacramento
	2	vs. Indiana
	2	at Toronto
	2	vs. New Jersey

Most Defensive Rebounds

Season:	2,710	1982-83
	2,632	2009-10
	2,619	1973-74
Game:	50	at San Antonio
	49	at San Antonio
	48	at Buffalo

Fewest Defensive Rebounds

Season:	1,391	1998-99
	2,027	2011-12
	2,222	1984-85
Game:	13	vs. Buffalo
	13	vs. New Jersey
	14	vs. New York

Largest Rebound Margin (Opponent)

Game:	34	at Baltimore
	(73-39)	
	34	vs. San Diego
	(66-32)	

Most Assists

Season:	2,278	1978-79
	2,252	1982-83
	2,223	1979-80
Game:	47	vs. Phoenix (Tucson)
	46	at Milwaukee
	45	vs. Kansas City
	45	at San Antonio
	45	at Milwaukee

Opponents Team Records

Fewest Assists

Season:	1,034	1998-99
	1,321	2011-12
	1,548	2007-08
Game:	7	vs. Baltimore (Chicago) 2/8/68
	7	vs. New Orleans 12/29/03
	7	vs. Denver 1/27/10
	8	vs. Milwaukee (Astrodome) 1/22/70
	8	vs. Boston 12/6/05
	8	vs. Denver 11/24/07

Most Steals

Season:	800	1988-89
	790	1989-90
	782	1983-84
Game:	24	vs. Charlotte 11/30/89
	21	at New York 11/16/82
	20	3x: last vs. Dallas 3/7/04

Fewest Steals

Season:	441	1998-99
	495	2011-12
	547	1976-77
Game:	0	vs. Sacramento 1/23/86
	0	vs. Orlando 1/22/11
	1	10x: last at Orlando 12/26/11

Most Blocked Shots

Season:	532	2009-10
	498	2012-13
	460	2013-14
Game:	18	at Detroit 1/19/80
	17	at L.A. Lakers 11/4/73
	16	3x: last at Philadelphia 2/8/84

Fewest Blocked Shots

Season:	245	1998-99
	308	1974-75
	311	1975-76
Game:	0	43x: last vs. Denver 12/16/08

Most Personal Fouls

Season:	2,265	1968-69
	2,190	1967-68
	2,141	1970-71
Game:	43	at Seattle 12/28/67
	41	at New Jersey 2/18/79
	40	at Phoenix 1/19/69

Fewest Personal Fouls

Season:	1,030	1998-99
	1,215	2011-12
	1,615	2007-08
Game:	9	at Denver 1/27/78
	9	vs. L.A. Clippers 4/12/85
	9	at N.O./Okla. City 3/25/07
	9	vs. Washington 2/26/08

Most Disqualifications

Season:	48	1968-69
	43	1978-79
	41	1970-71

Fewest Disqualifications

Season:	2	1998-99
	4	2011-12
	7	2001-02
	7	2012-13

Most Turnovers

Season:	1,596	1979-80
	1,504	1982-83
	1,495	1984-85
Game:	35	vs. Portland 2/18/75
	34	vs. New Orleans 12/17/74
	33	at Boston 1/26/73

Fewest Turnovers

Season:	653	1998-99
	972	2011-12
	988	2001-02
Game:	3	vs. Toronto 1/16/01
	3	at L.A. Lakers 12/30/01
	4	vs. Atlanta 2/25/99



Rockets Individual Records

(Current Rockets Players Bolded)

Seasons Played

Career:	17	Hakeem Olajuwon	1984-2001
	13	Calvin Murphy	1970-83
	11	Rudy Tomjanovich	1970-81

Games Played

Career:	1,177	Hakeem Olajuwon	1984-2001
Season:	82	83 times by 43 Rockets: last by Omer Asik and Jeremy Lin	2012-13
Consecutive:	442	Elvin Hayes	1968-72, 1981-83 (1/6/83)
	388	Sleepy Floyd	3/4/88-1/14/92
	328	Otis Thorpe	1988-92

Minutes Played

Career:	42,844	Hakeem Olajuwon	1984-2001
Season:	3,695	Elvin Hayes	1968-69
	3,665	Elvin Hayes	1969-70
	3,633	Elvin Hayes	1970-71
Game:	59	Cuttino Mobley	vs. Atlanta (3OT) 2/22/04
	59	Aaron Brooks	vs. Minnesota (3OT) 1/13/10
	58	Charles Barkley	vs. L.A. Lakers (2OT) 11/12/96
	58	Cuttino Mobley	vs. Indiana (3OT) 3/13/01
	58	Steve Francis	vs. Atlanta (3OT) 2/22/04

Points

Career:	26,511	Hakeem Olajuwon	1984-2001
Season:	2,520	Moses Malone	1981-82
	2,350	Elvin Hayes	1970-71
	2,327	Elvin Hayes	1968-69
Game:	57	Calvin Murphy	vs. New Jersey 3/18/78
	54	Elvin Hayes	vs. Detroit 11/13/68
	53	Moses Malone	vs. San Diego 2/2/82
	52	Hakeem Olajuwon	vs. Denver (OT) 4/19/90
	51	Moses Malone	vs. Golden State 3/11/81
	51	Vernon Maxwell	vs. Cleveland 1/26/91
	51	Hakeem Olajuwon	vs. Boston 1/18/96
	50	Elvin Hayes	vs. Seattle 11/20/70
Half:	37	Vernon Maxwell	vs. Cleveland, 2nd 1/26/91
	34	Sleepy Floyd	at Denver, 2nd 2/26/91
	32	Calvin Murphy	vs. New Jersey, 1st 3/18/78
	32	Kevin Martin	vs. Cleveland, 1st 12/11/10
Quarter:	30	Vernon Maxwell	vs. Cleveland, 4th 1/26/91
	23	Yao Ming	at Washington, 4th 12/9/06
	22	Sleepy Floyd	at Denver, 3rd 2/26/91
	22	Hakeem Olajuwon	vs. San Antonio, 2nd 4/10/93
	22	Tracy McGrady	at Utah, 2nd 3/28/05
	22	Kevin Martin	vs. Cleveland, 1st 12/11/10
Overtime:	12	Derrick Chievous	vs. Golden State (2OT) 12/15/88

Most Consecutive Games, Scoring

Double Figures:	319	Moses Malone	11/4/78-4/18/82
	258	Hakeem Olajuwon	3/13/92-11/23/95
	250	Elvin Hayes	10/17/68-10/20/71
20+ Points:	29	Moses Malone	1/16/82-3/18/82
30+ Points:	13	Moses Malone	1/26/82-2/23/82
40+ Points:	3	Moses Malone	2 times (2/2/82-2/7/82, 2/26/82-3/2/82)

Scoring Average

Career:	25.9	James Harden	2012-13
	24.0	Moses Malone	1976-82
	22.7	Tracy McGrady	2004-10
Season:	31.1	Moses Malone	1981-82
	28.7	Elvin Hayes	1970-71
	28.4	Elvin Hayes	1968-69

Most Field Goals Made

Career:	10,555	Hakeem Olajuwon	1984-2001
Season:	948	Elvin Hayes	1970-71
	930	Elvin Hayes	1968-69
	914	Elvin Hayes	1969-70
Game:	24	Calvin Murphy	vs. New Jersey 3/18/78
	24	Hakeem Olajuwon	vs. Denver 1/30/97
	21	Calvin Murphy	vs. Washington 3/10/78
	21	Hakeem Olajuwon	vs. Denver (OT) 4/19/90

Rockets Individual Records

Most Field Goals Attempted

Career:	20,573	Hakeem Olajuwon		1984-2001
Season:	2,215	Elvin Hayes		1970-71
	2,082	Elvin Hayes		1968-69
	2,020	Elvin Hayes		1969-70
Game:	45	Elvin Hayes	vs. Detroit	11/23/68
	41	Elvin Hayes	at Milwaukee	10/27/70
	41	Elvin Hayes	at L.A. Lakers	1/1/71

Field Goal Percentage

Career:	.569	Carl Landry		2007-10
	.559	Otis Thorpe		1988-95
Season:	.592	Otis Thorpe		1991-92
(NBA qualifiers)	.591	Dwight Howard		2013-14
	.558	Otis Thorpe		1992-93
Game:	1.000	Yao Ming	vs. Miami	1/17/09
(min. 10 att.)	(12-12)			
	1.000	Joe Meriweather	at Atlanta	4/11/76
	(10-10)			

3-Point Field Goals Made

Career:	730	Vernon Maxwell		1989-95
Season:	209	Aaron Brooks		2009-10
	192	Rafer Alston		2006-07
	179	James Harden		2012-13
Game:	10	Chandler Parsons	vs. Memphis	1/24/14
	9	Jeremy Lin	at Philadelphia (OT)	11/13/13
	9	Robert Horry	at Cleveland	2/22/96
	8	3x: last Rafer Alston	vs. L.A. Lakers	3/16/08
Consecutive, Without Miss:	10	Kenny Smith		1/22/91-2/6/91
Consecutive Games:	39	Aaron Brooks		12/22/09-3/17/10
	37	Luther Head		11/4/06-1/13/07
	29	James Harden		2/1/14-4/8/14
	27	2x: last Shane Battier		3/20/09-11/25/09

3-Point Field Goals Attempted

Career:	2,241	Vernon Maxwell		1989-95
Season:	529	Rafer Alston		2006-07
	525	Aaron Brooks		2009-10
	510	Vernon Maxwell		1990-91
Game:	17	Vernon Maxwell	vs. Boston	12/17/95
	15	Vernon Maxwell	vs. Seattle	3/21/95
	15	Tracy McGrady	vs. Miami	1/29/06

3-Point Field Goal Percentage

Career:	.407	Kenny Smith		1990-96
	.407	Scott Brooks		1992-95
Season:	.451	Jon Barry		2004-05
	.446	Matt Bullard		1999-2000
	.441	Luther Head		2006-07
Game:	1.000	Aaron Brooks	vs. Memphis	3/17/10
(min. 5 made)	(7-7)			
	1.000	Shane Battier	at Milwaukee	2/17/10
	(6-6)			
	1.000	Chandler Parsons	vs. Brooklyn	11/29/13
	(6-6)			

Most Free Throws Made

Career:	5,376	Hakeem Olajuwon		1984-2001
Season:	674	James Harden		2012-13
	630	Moses Malone		1981-82
	609	Moses Malone		1980-81
Game:	22	James Harden	vs. Memphis	12/26/13
	22	Sleepy Floyd	vs. Golden State	2/3/91
	21	Moses Malone	vs. Washington	2/27/80
	19	3x: last: James Harden	at Charlotte	1/21/13
Consecutive:	78	Calvin Murphy		12/27/80-2/20/81

Rockets Individual Records

Most Free Throws Attempted

Career:	7,537	Hakeem Olajuwon		1984-2001
Season:	827	Moses Malone		1981-82
	811	Moses Malone		1978-79
	804	Moses Malone		1980-81
Game:	27	Sleepy Floyd	vs. Golden State	2/3/91
	26	Moses Malone	at Philadelphia	4/4/79
	25	Dwight Howard	vs. San Antonio	1/28/14
	25	James Harden	vs. Memphis	12/26/13

Free Throw Percentage

Career:	.941	Rick Barry		1978-80
Season:	.958	Calvin Murphy		1980-81
	.947	Rick Barry		1978-79
	.935	Rick Barry		1979-80
Game:	1.000	Kevin Martin	vs. Utah	3/20/11
(min. 15 made)	(18-18)			
	1.000	Kevin Martin	at Golden State	10/27/10
	(17-17)			
	1.000	Kevin Martin	at Sacramento	4/12/10
	(16-16)			
	1.000	James Harden (3x)	vs. Washington	2/12/14
	(16-16)			

Rebounds

Career:	13,382	Hakeem Olajuwon		1984-2001
Season:	1,444	Moses Malone		1978-79
	1,406	Elvin Hayes		1968-69
	1,386	Elvin Hayes		1969-70
Game:	37	Moses Malone	at New Orleans	2/9/79
	35	Elvin Hayes	at New York	1/19/71
	33	Charles Barkley	at Phoenix	11/2/96
Half:	21	Toby Kimball	vs. San Francisco	2/2/67
	19	Moses Malone	at New Orleans, 1st	2/9/79
	18	Otis Thorpe	vs. New York, 1st	2/15/90
	18	Marcus Camby	vs. Phoenix, 1st	4/13/12
Quarter:	14	Moses Malone	at New Orleans, 1st	2/9/79
	12	Hakeem Olajuwon	at Seattle, 3rd	2/11/92
	12	Chuck Hayes	at Cleveland, 1st	2/23/11

Most Games in a Season, Rebounds

10+ Rebounds:	78	Moses Malone		1978-79, 1980-81
20+ Rebounds:	32	Moses Malone		1978-79
	25	Elvin Hayes		1968-69

Most Consecutive Games, Rebounds

10+ Rebounds:	60	Elvin Hayes		10/30/68-2/22/69
	57	Moses Malone		12/29/78-10/12/79
20+ Rebounds:	5	Elvin Hayes		12/1/70-12/12/70

Highest Rebounding Average

Career:	15.0	Moses Malone		1976-82
Season:	17.6	Moses Malone		1978-79
	16.9	Elvin Hayes		1969-70
	16.6	Elvin Hayes		1970-71

Offensive Rebounds

Career:	3,936	Hakeem Olajuwon		1984-2001
Season:	587	Moses Malone		1978-79
	573	Moses Malone		1979-80
	558	Moses Malone		1981-82
Game:	21	Moses Malone	vs. Seattle	2/11/82
	19	Moses Malone	at New Orleans	2/9/79
	16	Moses Malone	vs. Buffalo	11/16/77

Rockets Individual Records

Defensive Rebounds

Career:	9,446	Hakeem Olajuwon		1984-2001
Season:	857	Moses Malone		1978-79
	850	Hakeem Olajuwon		1989-90
	767	Hakeem Olajuwon		1988-89
Game:	25	Charles Barkley	at Phoenix	11/2/96
	22	Hakeem Olajuwon	at Detroit	2/27/90
	22	Charles Barkley	vs. Boston	12/4/96

Assists

Career:	4,402	Calvin Murphy		1970-83
Season:	768	John Lucas Jr.		1977-78
	709	Sleepy Floyd		1988-89
	603	Calvin Murphy		1973-74
Game:	22	Art Williams	at Phoenix	12/28/68
	22	Art Williams	vs. San Francisco	2/14/70
	22	Allen Leavell	vs. New Jersey	1/25/83
	21	Larry Siegfried	at Portland	11/16/70
Half:	14	John Lucas Jr.	vs. Milwaukee, 2nd	10/27/77
Quarter:	12	John Lucas Jr.	vs. Milwaukee, 3rd	10/27/77
	10	Art Williams	at Atlanta, 2nd	10/29/69

Highest Assists Per Game Average

Career:	7.3	John Lucas Jr.	1976-78, 1984-86, 1989-90
Season:	9.4	John Lucas Jr.	1977-78
	8.8	John Lucas Jr.	1985-86
	8.6	Sleepy Floyd	1988-89

Most Double-Figure Assist Games

Career:	76	John Lucas Jr.	1976-78, 1984-86, 1989-90
Season:	33	John Lucas Jr.	1977-78
	29	Sleepy Floyd	1988-89
	24	Calvin Murphy	1973-74
Consecutive:	8	John Lucas Jr.	10/22/77-11/9/77
	5	Sleepy Floyd	2x: last 2/8/90-2/19/90

Steals

Career:	2,088	Hakeem Olajuwon		1984-2001
Season:	213	Hakeem Olajuwon		1988-89
	174	Hakeem Olajuwon		1989-90
	165	Allen Leavell		1982-83
Game:	10	Clyde Drexler	vs. Sacramento	11/1/96
	9	Calvin Murphy	vs. Boston	12/14/73
	9	Rafer Alston	vs. Charlotte	2/10/07

Blocked Shots

Career:	3,740	Hakeem Olajuwon*		1984-2001
Season:	376	Hakeem Olajuwon		1989-90
	342	Hakeem Olajuwon		1992-93
	304	Hakeem Olajuwon		1991-92
Game:	13	Elvin Hayes	vs. Milwaukee	3/19/71
	13	Elvin Hayes	vs. Phoenix	3/21/71
	13	Ralph Sampson	at Chicago	12/9/83

(Blocks not officially kept by NBA until 1973-74)
*NBA record holder

Personal Fouls

Career:	4,236	Hakeem Olajuwon		1984-2001
Season:	361	Kevin Kunnert		1976-77
	344	Don Adams		1970-71
	344	Hakeem Olajuwon		1984-85

Disqualifications

Career:	80	Hakeem Olajuwon		1984-2001
Season:	17	Kevin Kunnert		1976-77

Turnovers

Career:	3,569	Hakeem Olajuwon		1984-2001
Season:	326	Moses Malone		1978-79
	326	Ralph Sampson		1984-85
	316	Hakeem Olajuwon		1989-90
Game:	12	Moses Malone	at Phoenix	2/6/81

Opponents Single-Game Records

Points

Game:	58	Allen Iverson	at Philadelphia (OT)	1/15/02
	54	Alex English	vs. Denver	11/19/85
	53	Dirk Nowitzki	at Dallas (OT)	12/2/04
	53	Kobe Bryant	at L.A. Lakers (2OT)	12/15/06
	53	Kobe Bryant	at L.A. Lakers (OT)	3/30/07
	52	Kobe Bryant	at L.A. Lakers	2/18/03
	51	Nate Archibald	vs. Kansas City	11/18/72
	51	Rick Barry	vs. Golden State	1/17/73
	51	Geoff Petrie	vs. Portland	1/20/73
	51	Geoff Petrie	vs. Portland	3/16/73
	51	Bob McAdoo	vs. Buffalo	3/18/75
	51	Phil Smith	vs. Golden State	12/11/76
	51	Corey Brewer	at Minnesota	4/11/14
	50	2x: last Carmelo Anthony	at Denver	2/7/11
Half:	32	Drazen Petrovic	at New Jersey, 2nd	1/24/93
	32	LeBron James	vs. Miami, 2nd	11/12/12
Quarter:	26	Michael Redd	at Milwaukee, 4th	2/20/02

Most Field Goals Made

Game:	24	Kareem Abdul-Jabbar	vs. Milwaukee	1/25/73
	24	Rick Barry	vs. Golden State	1/17/73

Most Field Goals Attempted

Game:	44	Kobe Bryant	at L.A. Lakers (OT)	3/30/07
	43	Cazzie Russell	vs. Golden State	12/11/73
	43	Michael Jordan	vs. Chicago	1/15/87

Field Goal Percentage

Game:	1.000	Dwight Howard	vs. Orlando	2/24/10
(10+ Att.)	(11-11)			
	.933	Dwight Jones	vs. Atlanta	3/2/74
	(14-15)			

3-Point Field Goals Made

Game:	10	Trevor Ariza	vs. Washington	2/12/14
-------	----	--------------	----------------	---------

3-Point Field Goals Attempted

Game:	16	Mookie Blaylock	vs. Atlanta	3/13/95
-------	----	-----------------	-------------	---------

Most Free Throws Made

Game:	28	Adrian Dantley	vs. Utah	1/4/84
-------	----	----------------	----------	--------

Most Free Throws Attempted

Game:	29	Adrian Dantley	vs. Utah	1/4/84
-------	----	----------------	----------	--------

Free Throw Percentage

Game:	1.000	Amaré Stoudemire	at Phoenix	3/22/08
	(20-20)			

Rebounds

Game:	32	Dave Cowens	vs. Boston	3/20/73
-------	----	-------------	------------	---------

Offensive Rebounds

Game:	15	George Johnson	vs. Golden State	11/24/76
-------	----	----------------	------------------	----------

Defensive Rebounds

Game:	23	Al Jefferson	vs. Minnesota (3OT)	1/13/10
-------	----	--------------	---------------------	---------

Assists

Game:	29	Kevin Porter	at New Jersey	2/24/78
-------	----	--------------	---------------	---------

Steals

Game:	10	Alvin Robertson	vs. San Antonio	1/11/89
-------	----	-----------------	-----------------	---------

Blocked Shots

Game:	14	Elmore Smith	vs. L.A. Lakers	11/4/73
-------	----	--------------	-----------------	---------

Turnovers

Game:	12	Scottie Pippen	vs. Chicago	1/30/96
-------	----	----------------	-------------	---------

Rockets Rookie Records

(Current Rockets Players Bolded)

Season

Points:	2,327	Elvin Hayes (1968-69)
Rebounds:	1,406	Elvin Hayes (1968-69)
Assists:	507	Steve Francis (1999-2000)
Steals:	125	John Lucas Jr. (1976-77)
Blocked Shots:	220	Hakeem Olajuwon (1984-85)
Minutes Played:	3,695*	Elvin Hayes (1968-69)
FGM:	930	Elvin Hayes (1968-69)
FGA:	2,082	Elvin Hayes (1968-69)
FG%:	.538	Hakeem Olajuwon (1984-85)
FTM:	467	Elvin Hayes (1968-69)
FTA:	746	Elvin Hayes (1968-69)
FT%:	.820	Calvin Murphy (1970-71)
3-PTM:	154	Matt Maloney (1996-97)
3-PTA:	381	Matt Maloney (1996-97)
3-PT%:	.433	Michael Dickerson (1998-99)
Scoring Average:	28.4	Elvin Hayes (1968-69)
Rebounding Average:	17.2	Elvin Hayes (1968-69)
Assists Average:	6.6	Steve Francis (1999-2000)

*Franchise record

Game

Points:	54	Elvin Hayes vs. Detroit (Nov. 13, 1968)
Rebounds:	27	Elvin Hayes at Milwaukee (Dec. 13, 1968)
	27	Elvin Hayes at Milwaukee (Feb. 9, 1969)
	27	Elvin Hayes at Cincinnati (Feb. 12, 1969)
Assists:	14	John Lucas Jr. vs. Buffalo (Nov. 17, 1976)
	14	John Lucas Jr. vs. Denver (Apr. 19, 1977)
	14	Steve Francis vs. Golden State (Jan. 27, 2000)
	14	Steve Francis vs. L.A. Clippers (Mar. 23, 2000)
Steals:	8	Allen Leavell at L.A. Lakers (Feb. 24, 1980)
Blocked Shots:	13*	Ralph Sampson at Chicago (Dec. 9, 1983)
Minutes Played:	53	Elvin Hayes vs. Philadelphia (Nov. 24, 1968)
FGM:	20	Elvin Hayes vs. Detroit (Nov. 13, 1968)
FGA:	45*	Elvin Hayes vs. Detroit (Nov. 13, 1968)
FG%:	1.000	Joe Meriweather at Atlanta (Apr. 11, 1976)
	(10-10)	
FTM:	14	Elvin Hayes vs. Detroit (Nov. 13, 1968)
	14	Steve Francis at Dallas (Jan. 17, 2000)
FTA:	18	Elvin Hayes at Milwaukee (Feb. 9, 1969)
FT%:	1.000	Don Adams vs. Detroit (Dec. 18, 1970)
	(11-11)	
3-PTM:	7	Michael Dickerson vs. Toronto (Mar. 25, 1999)
	7	Cuttino Mobley vs. Toronto (Mar. 25, 1999)
3-PTA:	13	Steve Francis at San Antonio (Nov. 20, 1999)
3-PT%:	1.000	Oscar Torres vs. Cleveland (Dec. 11, 2001)

Rockets All-Time Coaching Summary

Name	Regular Season			Playoffs			Years
	Won	Lost	Pct.	Won	Lost	Pct.	
Rudy Tomjanovich	503	397	.559	51	39	.567	1992-2003 (12)
Bill Fitch	216	194	.527	21	18	.525	1983-88 (5)
Rick Adelman	193	135	.588	9	10	.474	2007-2011 (4)
Jeff Van Gundy	182	146	.555	7	12	.368	2003-2007 (4)
Don Chaney	164	134	.550	2	9	.182	1988-92 (4)
Del Harris	141	187	.430	15	16	.484	1979-83 (4)
Kevin McHale	133	97	.578	4	8	.333	2011-2013 (3)
John Egan	129	152	.459	3	5	.375	1973-76 (4)
Tom Nissalke	124	122	.504	6	8	.429	1976-79 (3)
Jack McMahon	61	129	.321	2	4	.333	1967-70 (3)
Alex Hannum	58	80	.420	—	—	—	1969-71 (2)
Tex Winter	51	78	.395	—	—	—	1971-73 (2)



Toyota Center Team Records

Rockets

Most Points

Game:	140	vs. Golden State	2/5/13
Half:	77	vs. Golden State, 1st	2/5/13
	73	vs. Oklahoma City, 1st	3/3/13
Quarter:	47	vs. Denver, 2nd	3/3/13
Overtime:	19	vs. Utah (2OT), 2nd OT	12/27/08

Fewest Points

Game:	67	vs. San Antonio	12/11/03
Half:	19	vs. Oklahoma City, 2nd	1/16/14
Quarter:	7	vs. New Orleans (OT), 4th	1/19/12
Overtime:	5	3x: last vs. Dallas (OT), 1st OT	4/11/11

Most Field Goals Made

Game:	50	vs. Washington	2/15/05
-------	----	----------------	---------

Fewest Field Goals Made

Game:	23	vs. Memphis	4/12/13
-------	----	-------------	---------

Most Field Goals Attempted

Game:	107	vs. Phoenix	11/17/07
-------	-----	-------------	----------

Fewest Field Goals Attempted

Game:	64	5x: last vs. Washington	2/2/14
-------	----	-------------------------	--------

Highest Field Goal Percentage

Game:	.595	vs. Washington	2/15/05
	(50-84)		
	.595	vs. Portland	2/8/13
	(47-79)		

Lowest Field Goal Percentage

Game:	.308	vs. New Orleans	4/1/05
	(24-78)		

Most 3-Point Field Goals Made

Game:	23	vs. Golden State	2/5/13
-------	----	------------------	--------

Fewest 3-Point Field Goals Made

Game:	0	vs. Portland	2/13/05
	0	vs. San Antonio	3/18/06

Most 3-Point Field Goals Attempted

Game:	40	vs. Golden State	2/5/13
-------	----	------------------	--------

Fewest 3-Point Field Goals Attempted

Game:	5	vs. San Antonio	12/11/03
-------	---	-----------------	----------

Highest 3-Point Field Goal Percentage

Game:	.688	2x: last vs. Phoenix	2/5/14
	(11-16)		

Lowest 3-Point Field Goal Percentage

Game:	.000	vs. Portland	2/13/05
	(0-11)		
	.000	vs. San Antonio	3/18/06
	(0-7)		

Most Free Throws Made

Game:	39	vs. Minnesota	11/7/10
	39	vs. Golden State	11/24/10

Fewest Free Throws Made

Game:	5	5x: last vs. Indiana	4/1/12
-------	---	----------------------	--------

Most Free Throws Attempted

Game:	52	vs. LA Lakers	11/7/13
-------	----	---------------	---------

Fewest Free Throws Attempted

Game:	6	vs. San Antonio	12/11/03
	6	vs. Denver	3/2/08

Highest Free Throw Percentage

Game:	1.000	vs. Phoenix	2/3/12
	(17-17*)	*Most attempts no misses	

Lowest Free Throw Percentage

Game:	.273	vs. Detroit	12/12/07
	(6-22)		

Most Rebounds

Game:	60	2x last: vs. Orlando	12/8/13
-------	----	----------------------	---------

Fewest Rebounds

Game:	26	vs. Minnesota	2/17/12
-------	----	---------------	---------

Most Offensive Rebounds

Game:	25	vs. San Antonio	11/6/07
-------	----	-----------------	---------

Fewest Offensive Rebounds

Game:	3	vs. San Antonio	11/29/08
-------	---	-----------------	----------

Most Defensive Rebounds

Game:	47	vs. New York	1/10/09
-------	----	--------------	---------

Fewest Defensive Rebounds

Game:	18	vs. Minnesota	2/17/12
-------	----	---------------	---------

Most Assists

Game:	36	vs. Minnesota	3/20/14
	35	2x: last vs. Golden State	2/5/13

Fewest Assists

Game:	9	vs. Dallas	2/15/07
-------	---	------------	---------

Most Steals

Game:	20	vs. Charlotte	2/10/07
-------	----	---------------	---------

Fewest Steals

Game:	0	vs. Golden State	12/31/05
-------	---	------------------	----------

Most Blocked Shots

Game:	14	vs. Toronto (2OT)	11/11/13
-------	----	-------------------	----------

Fewest Blocked Shots

Game:	0	7x: last vs. Dallas	3/3/13
-------	---	---------------------	--------

Most Personal Fouls

Game:	35	vs. Utah	12/27/05
-------	----	----------	----------

Fewest Personal Fouls

Game:	9	vs. New York	1/10/09
-------	---	--------------	---------

Most Turnovers

Game:	30	vs. Dallas	3/7/04
-------	----	------------	--------

Fewest Turnovers

Game:	5	vs. Phoenix	4/11/08
	5	vs. Milwaukee	1/17/11

Toyota Center Team Records

Opponents

Most Points

Game:	134	vs. San Antonio (OT)	12/10/12
	130	vs. Dallas	11/25/09
Half:	71	vs. Indiana, 2nd	2/20/10
Quarter:	42	vs. Minnesota, 3rd	1/30/12
Overtime:	15	vs. Phoenix (OT), 1st OT	1/31/10
	15	vs. New Orleans (OT), 1st OT	1/14/11

Fewest Points

Game:	63	2x: last vs. Cleveland	12/2/06
Half:	23	vs. Washington, 1st	2/26/08
Quarter:	6	vs. New Orleans, 4th	4/26/12
Overtime:	4	vs. New Jersey (OT), 1st OT	1/13/05

Most Field Goals Made

Game:	55	vs. Dallas	11/25/09
-------	----	------------	----------

Fewest Field Goals Made

Game:	22	vs. New Orleans	4/1/05
	22	vs. Cleveland	12/2/06

Most Field Goals Attempted

Game:	114	vs. Toronto (2OT)	11/11/13
-------	-----	-------------------	----------

Fewest Field Goals Attempted

Game:	65	vs. Charlotte	1/25/06
	65	vs. Minnesota	11/28/06

Highest Field Goal Percentage

Game:	.655	vs. Dallas	11/25/09
	(55-84)		

Lowest Field Goal Percentage

Game:	.282	vs. Cleveland	12/2/06
	(22-78)		

Most 3-Point Field Goals Made

Game:	17	vs. Phoenix	1/17/07
	17	vs. New York	11/23/12

Fewest 3-Point Field Goals Made

Game:	0	vs. Atlanta	12/29/06
	0	vs. Minnesota	1/11/08
	0	vs. Atlanta	2/9/08
	0	vs. New Jersey	3/10/08
	0	vs. Memphis	10/29/08
	0	vs. Oklahoma City	11/1/08
	0	vs. Philadelphia	2/22/12

Most 3-Point Field Goals Attempted

Game:	41	vs. LA Clippers	3/29/14
-------	----	-----------------	---------

Fewest 3-Point Field Goals Attempted

Game:	4	vs. Philadelphia	1/15/08
	4	vs. Oklahoma City	11/1/08

Highest 3-Point Field Goal Percentage

Game:	.750	vs. Philadelphia	1/15/08
	(3-4)		

Lowest 3-Point Field Goal Percentage

Game:	.000	vs. Memphis	10/29/08
	(0-13*)	*Most attempts no makes	

Most Free Throws Made

Game:	34	vs. Miami	12/29/10
-------	----	-----------	----------

Fewest Free Throws Made

Game:	5	4x: last vs. L.A. Clippers	4/9/11
-------	---	----------------------------	--------

Most Free Throws Attempted

Game:	44	vs. Denver	2/14/11
-------	----	------------	---------

Fewest Free Throws Attempted

Game:	7	vs. Atlanta	12/31/12
-------	---	-------------	----------

Highest Free Throw Percentage

Game:	.960	vs. L.A. Clippers	3/14/07
	(24-25)		

Lowest Free Throw Percentage

Game:	.389	vs. Phoenix	4/3/05
	(7-18)		

Most Rebounds

Game:	65	vs. Minnesota (3OT)	1/13/10
-------	----	---------------------	---------

Fewest Rebounds

Game:	28	3x: last vs. San Antonio	11/6/07
-------	----	--------------------------	---------

Most Offensive Rebounds

Game:	24	vs. Sacramento	3/3/10
-------	----	----------------	--------

Fewest Offensive Rebounds

Game:	2	3x: last vs. New Jersey	2/17/09
-------	---	-------------------------	---------

Most Defensive Rebounds

Game:	46	vs. Minnesota (3OT)	1/13/10
	46	vs. Phoenix (OT)	1/31/10

Fewest Defensive Rebounds

Game:	18	vs. Utah (OT)	12/3/03
-------	----	---------------	---------

Most Assists

Game:	35	vs. Utah (2OT)	12/27/08
-------	----	----------------	----------

Fewest Assists

Game:	7	vs. Denver	1/27/10
-------	---	------------	---------

Most Steals

Game:	20	vs. Dallas	3/7/04
-------	----	------------	--------

Fewest Steals

Game:	0	vs. Orlando	1/22/11
-------	---	-------------	---------

Most Blocked Shots

Game:	15	vs. Dallas (OT)	3/24/12
-------	----	-----------------	---------

Fewest Blocked Shots

Game:	0	4x: last vs. Denver	12/16/08
-------	---	---------------------	----------

Most Personal Fouls

Game:	38	vs. Toronto (2OT)	11/11/13
-------	----	-------------------	----------

Fewest Personal Fouls

Game:	9	vs. Washington	2/26/08
-------	---	----------------	---------

Most Turnovers

Game:	27	vs. Charlotte	2/10/07
-------	----	---------------	---------

Fewest Turnovers

Game:	6	5x: last vs. San Antonio	4/14/14
-------	---	--------------------------	---------

Toyota Center Individual Records

(Current Rockets Players Bolded)

Rockets

Most Points

Game:	46	James Harden	vs. Oklahoma City	2/20/13
	45	Kevin Martin	vs. Portland	1/5/11

Most Field Goals Made

Game:	20	Luis Scola	vs. New Jersey	3/13/10
-------	----	------------	----------------	---------

Most Field Goals Attempted

Game:	37	Tracy McGrady	vs. Miami	1/29/06
-------	----	---------------	-----------	---------

Most 3-Point Field Goals Made

Game:	10	Chandler Parsons	vs. Memphis	1/24/14
-------	----	------------------	-------------	---------

Most 3-Point Field Goals Attempted

Game:	15	Tracy McGrady	vs. Miami	1/29/06
-------	----	---------------	-----------	---------

Most Free Throws Made

Game:	22	James Harden	vs. Memphis	12/26/13
-------	----	--------------	-------------	----------

Most Free Throws Attempted

Game:	25	James Harden	vs. Memphis	12/26/13
	25	Dwight Howard	vs. San Antonio	11/16/13

Most Rebounds

Game:	26	Dwight Howard	vs. Charlotte	10/30/13
	24	Dwight Howard	vs. Toronto (2OT)	11/11/13

Most Offensive Rebounds

Game:	9	Samuel Dalembert	vs. New Orleans (OT)	1/19/12
-------	---	------------------	----------------------	---------

Most Defensive Rebounds

Game:	20	Dwight Howard	vs. Charlotte	10/30/13
	18	Dwight Howard	vs. Toronto (2OT)	11/11/13

Most Assists

Game:	18	Kyle Lowry	vs. Memphis	12/17/10
	18	Kyle Lowry	vs. Atlanta	12/31/11

Most Steals

Game:	9	Rafer Alston	vs. Charlotte	2/10/07
-------	---	--------------	---------------	---------

Most Blocked Shots

Game:	7	5x: last Samuel Dalembert	vs. Denver	4/16/12
-------	---	---------------------------	------------	---------

Most Minutes Played

Game:	59	Cuttino Mobley	vs. Atlanta (3OT)	2/22/04
	59	Aaron Brooks	vs. Minnesota (3OT)	1/13/10

Most Turnovers

Game:	10	Yao Ming	vs. Charlotte	12/22/04
-------	----	----------	---------------	----------

Opponents

Most Points

Game:	45	Carmelo Anthony	vs. Denver	3/15/10
	45	Dwyane Wade	vs. Miami	12/29/10

Most Field Goals Made

Game:	18	David West	vs. New Orleans	12/29/09
	18	Carmelo Anthony	vs. Denver	3/15/10

Most Field Goals Attempted

Game:	37	Rudy Gay	vs. Toronto (2OT)	11/11/13
-------	----	----------	-------------------	----------

Most 3-Point Field Goals Made

Game:	10	Trevor Ariza	vs. Washington	2/12/14
-------	----	--------------	----------------	---------

Most 3-Point Field Goals Attempted

Game:	14	Trevor Ariza	vs. Washington	2/12/14
-------	----	--------------	----------------	---------

Toyota Center Individual Records

Most Free Throws Made

Game: 18 Kevin Durant vs. Oklahoma City 1/16/14

Most Free Throws Attempted

Game: 20 Kevin Durant vs. Oklahoma City 1/16/14

Most Rebounds

Game: 26 Al Jefferson vs. Minnesota (3OT) 1/13/10

Most Offensive Rebounds

Game: 10 Jeff Foster vs. Indiana 3/8/06

Most Defensive Rebounds

Game: 23 Al Jefferson vs. Minnesota (3OT) 1/13/10

Most Assists

Game: 17 2x: last Ty Lawson vs. Denver 11/16/13

Most Steals

Game: 9 Dirk Nowitzki vs. Dallas 3/7/04

Most Blocked Shots

Game: 7 Tim Duncan vs. San Antonio 12/9/04
7 Brandan Wright vs. Dallas (OT) 3/24/12

Most Minutes Played

Game: 55 Tayshaun Prince vs. Detroit (2OT) 3/18/09

Most Turnovers

Game: 8 Steph Curry vs. Golden State 12/6/13

Rockets All-Time Preseason Records

Year	W	L	PCT	Year	W	L	PCT
1967	6	3	.667	1992	5	2	.714
1968	6	6	.500	1993	5	3	.625
1969	6	3	.667	1994	5	3	.625
1970	4	6	.400	1995	*6	2	.750
1971	4	4	.500	1996	4	4	.500
1972	7	1	.875	1997	5	3	.625
1973	3	5	.375	1998	1	1	.500
1974	3	2	.600	1999	3	5	.375
1975	4	1	.800	2000	4	3	.571
1976	5	3	.625	2001	5	3	.625
1977	5	0	1.000	2002	4	3	.571
1978	4	4	.500	2003	4	4	.500
1979	5	3	.625	2004	3	4	.429
1980	4	2	.667	2005	6	2	.750
1981	4	2	.667	2006	5	2	.714
1982	1	4	.200	2007	3	4	.429
1983	1	7	.125	2008	5	2	.714
1984	4	3	.571	2009	4	4	.500
1985	7	1	.875	2010	4	4	.500
1986	4	4	.500	2011	1	1	.500
1987	4	4	.500	2012	5	2	.714
1988	3	5	.375	2013	6	1	.857
1989	2	5	.286	Total	195	144	.581
1990	6	3	.667	*McDonald's Cup World Champions			
1991	6	2	.750				

Rockets Triple-Doubles

Rockets Quadruple-Double Club

Hakeem Olajuwon (1 Game)

Mar. 29, 1990 vs. Milwaukee (18 pts., 16 rebs., 11 blks., 10 assts.)

Rockets Triple-Double Club

Hakeem Olajuwon (14 Games)

Jan. 7, 1986 vs. Golden State (26 pts., 12 rebs., 11 blks.)
 Mar. 10, 1987 vs. Seattle (38 pts., 17 rebs., 12 blks.) - 2OT
 Apr. 21, 1988 vs. San Antonio (38 pts., 10 rebs., 10 blks.)
 Nov. 11, 1989 vs. Utah (24 pts., 21 rebs., 12 blks.)
 Dec. 17, 1989 vs. Orlando (32 pts., 25 rebs., 10 blks.)
 Mar. 3, 1990 vs. Golden State (29 pts., 18 rebs., 11 blks., 9 assts.)
 Mar. 29, 1990 vs. Milwaukee (18 pts., 16 rebs., 11 blks., 10 assts.)
 Dec. 20, 1990 vs. Orlando (24 pts., 16 rebs., 11 blks.)
 Apr. 7, 1994 vs. Golden State (26 pts., 13 rebs., 10 assts.)
 Dec. 1, 1994 at Golden State (37 pts., 13 rebs., 12 assts.)
 Dec. 13, 1995 at Vancouver (15 pts., 14 rebs., 10 blks.)
 Dec. 28, 1995 vs. New Jersey (22 pts., 18 rebs., 10 assts.)
 Apr. 13, 1996 vs. Dallas (31 pts., 13 rebs., 10 blks.)
 Mar. 4, 1997 at L.A. Clippers (22 pts., 16 rebs., 10 assts.)

Elvin Hayes (7 Games)

Feb. 12, 1969 at Cincinnati (12 pts., 27 rebs., 10 blks.)
 Jan. 8, 1970 vs. San Francisco (10 pts., 19 rebs., 10 blks.)
 Feb. 14, 1970 vs. San Francisco (41 pts., 27 rebs., 10 blks.)
 Mar. 19, 1971 vs. Milwaukee (20 pts., 14 rebs., 13 blks.)
 Mar. 21, 1971 vs. Phoenix (34 pts., 13 rebs., 13 blks.)
 Dec. 1, 1971 at Cleveland (11 pts., 11 rebs., 11 assts.)
 Apr. 13, 1984 vs. San Antonio (16 pts., 17 rebs., 11 assts.) - OT

Clyde Drexler (7 Games)

Apr. 11, 1995 vs. Dallas (29 pts., 11 rebs., 11 assts.)
 Jan. 27, 1996 vs. Detroit (24 pts., 10 rebs., 10 assts.)
 Feb. 1, 1996 at Charlotte (16 pts., 10 rebs., 14 assts.)
 Feb. 13, 1996 vs. Dallas (21 pts., 14 rebs., 12 assts.)
 Nov. 1, 1996 vs. Sacramento (25 pts., 10 rebs., 10 stls.)
 Jan. 19, 1997 vs. Chicago (17 pts., 11 assts., 10 rebs.)
 Mar. 22, 1997 vs. Phoenix (17 pts., 11 assts., 10 rebs.)

Steve Francis (6 Games)

Jan. 27, 2000 vs. Golden State (27 pts., 17 rebs., 14 assts.)
 Jan. 26, 2001 vs. Vancouver (13 pts., 10 rebs., 12 assts.)
 Mar. 13, 2001 vs. Indiana (16 pts., 10 rebs., 11 assts.)
 Jan. 18, 2002 at Boston (26 pts., 15 rebs., 10 assts.)
 Jan. 24, 2002 vs. New Jersey (23 pts., 12 rebs., 11 assts.)
 Mar. 21, 2003 at Golden State (13 pts., 11 rebs., 12 assts.)

Otis Thorpe (3 Games)


Mar. 16, 1989 vs. Milwaukee (10 pts., 11 rebs., 11 assts.)
 Jan. 14, 1992 vs. Denver (16 pts., 13 rebs., 10 assts.)
 Dec. 17, 1992 at San Antonio (12 pts., 19 rebs., 10 assts.)

Art Williams (3 Games)

Nov. 4, 1967 vs. New York (15 pts., 11 rebs., 13 assts.)
 Dec. 10, 1968 vs. Philadelphia at N.Y. (20 pts., 12 rebs., 11 assts.)
 Mar. 22, 1970 vs. Phoenix (19 pts., 11 rebs., 14 assts.)

Rockets Triple-Doubles (One Game Each)

Trevor Ariza: Apr. 14, 2010 vs. New Orleans (26 pts., 10 rebs., 10 assts.)
Jim Barnett: Feb. 14, 1969 at L.A. Lakers (18 pts., 11 rebs., 10 assts.)
Goran Dragic: Apr. 13, 2011 at Minnesota (11 pts., 11 rebs., 11 assts.)
Eric Floyd: Dec. 19, 1987 vs. Denver (23 pts., 13 rebs., 10 assts.)
Chuck Hayes: Mar. 23, 2011 vs. Golden State (13 pts., 14 rebs., 11 assts.)
Cedric Maxwell: Mar. 31, 1988 at Indiana (23 pts., 15 rebs., 10 assts.)
Ed Ratleff: Mar. 26, 1974 vs. Buffalo (12 pts., 10 rebs., 11 assts.)
Ralph Sampson: Dec. 9, 1983 at Chicago (28 pts., 18 rebs., 13 blks.)



Charles Barkley (2 Games)

Nov. 23, 1996 at Golden State (27 pts., 17 rebs., 12 assts.)
 Dec. 2, 1997 vs. Denver (15 pts., 12 assts., 11 rebs.)

James Harden (2 Games)

Feb. 2, 2013 vs. Charlotte (21 pts., 11 rebs., 11 assts.)
 Mar. 27, 2014 vs. Philadelphia (26 pts., 10 assts., 10 rebs.)

Lewis Lloyd (2 Games)

Oct. 29, 1983 vs. San Antonio (28 pts., 11 rebs., 10 assts.)
 Jan. 14, 1986 vs. Utah (28 pts., 10 rebs., 10 assts.)

Kyle Lowry (2 Games)

Mar. 20, 2011 vs. Utah (28 pts., 11 rebs., 10 assts.)
 Jan. 23, 2012 at Minnesota (16 pts., 10 rebs., 10 assts.)

Rodney McCray (2 Games)

Nov. 20, 1986 vs. Utah (13 pts., 10 rebs., 14 assts.)
 Apr. 9, 1987 vs. Sacramento (20 pts., 13 rebs., 10 assts.)

Tracy McGrady (2 Games)

Dec. 5, 2007 vs. Memphis (17 pts., 10 rebs., 12 assts.)
 Dec. 16, 2008 vs. Denver (20 pts., 14 rebs., 10 assts.)

Scottie Pippen (2 Games)

Feb. 25, 1999 vs. Atlanta (15 pts., 11 assts., 10 rebs.)
 Apr. 23, 1999 at L.A. Clippers (23 pts., 10 assts., 10 rebs.)

Rockets Record by Month

Year	October	November	December	January	February	March	April	May	Totals
1967-68	1-7	3-15	7-8	3-9	1-17	0-11	—	—	15-67
1968-69	3-3	7-9	6-10	6-9	7-8	8-6	—	—	37-45
1969-70	1-6	7-8	7-11	4-8	4-11	4-11	—	—	27-55
1970-71	6-6	8-7	3-14	8-5	8-3	7-7	—	—	40-42
1971-72	2-8	4-10	8-7	8-6	7-8	5-9	—	—	34-48
1972-73	5-3	5-9	6-7	5-13	6-8	6-9	—	—	33-49
1973-74	4-7	4-8	4-12	6-10	8-4	6-9	—	—	32-50
1974-75	4-3	7-7	8-5	5-10	9-6	7-9	1-1	—	41-41
1975-76	0-3	8-5	7-7	8-8	7-8	8-7	2-4	—	40-42
1976-77	3-1	8-4	8-6	7-9	7-6	13-5	3-2	—	49-33
1977-78	3-2	4-10	6-8	3-11	8-7	1-13	3-3	—	28-54
1978-79	5-3	5-7	6-5	8-7	7-6	9-5	4-2	—	47-35
1979-80	2-7	10-4	5-9	8-8	8-5	8-8	—	—	41-41
1980-81	4-5	7-8	5-9	8-7	9-5	7-8	—	—	40-42
1981-82	4-1	5-10	6-7	9-4	11-3	9-7	5-4	—	46-36
1982-83	0-2	2-10	2-13	4-11	3-10	2-14	1-8	—	14-68
1983-84	1-0	5-10	6-9	7-7	4-9	5-11	1-7	—	29-53
1984-85	2-0	10-5	6-8	8-7	8-4	9-6	5-4	—	48-34
1985-86	2-2	11-4	7-6	12-2	6-7	8-8	5-2	—	51-31
1986-87	—	7-7	4-10	11-4	8-4	7-11	5-4	—	42-40
1987-88	—	7-6	7-6	9-5	9-4	9-7	5-8	—	46-36
1988-89	—	9-6	9-5	7-6	6-6	8-8	6-6	—	45-37
1989-90	—	9-6	3-12	8-5	4-8	11-5	6-5	—	41-41
1990-91	—	8-7	8-6	7-8	9-3	14-1	6-5	—	52-30
1991-92	—	9-4	7-9	8-6	6-8	7-9	5-4	—	42-40
1992-93	—	7-4	7-7	10-7	9-3	11-4	11-2	—	55-27
1993-94	—	14-0	10-4	7-6	7-5	12-4	8-5	—	58-24
1994-95	—	10-3	8-6	8-6	9-5	7-8	5-7	—	47-35
1995-96	—	11-4	11-4	7-8	9-4	4-9	6-5	—	48-34
1996-97	—	15-1	9-5	8-7	5-7	11-3	9-2	—	57-25
1997-98	1-0	7-5	7-6	6-11	7-6	9-7	4-6	—	41-41
1998-99	—	—	—	—	8-6	14-3	6-10	3-0	31-19
1999-2000	—	4-11	6-9	7-7	5-8	5-10	7-3	—	34-48
2000-2001	0-1	9-6	5-8	8-8	9-4	9-6	5-4	—	45-37
2001-2002	1-0	6-9	2-13	6-9	5-5	6-10	2-8	—	28-54
2002-2003	0-1	9-5	8-7	8-7	5-8	8-8	5-3	—	43-39
2003-2004	1-0	8-7	8-7	9-6	8-5	8-6	3-6	—	45-37
2004-2005	—	6-10	9-5	10-6	7-3	12-4	7-3	—	51-31
2005-2006	—	4-11	6-7	5-11	10-3	7-8	2-8	—	34-48
2006-2007	—	10-5	9-7	10-4	6-6	12-4	5-4	—	52-30
2007-2008	1-0	8-8	6-8	10-4	13-0	11-4	6-3	—	55-27
2008-2009	2-0	9-7	10-5	8-7	8-3	11-4	5-3	—	53-29
2009-2010	2-1	7-7	11-5	5-9	4-7	8-8	5-3	—	42-40
2010-2011	0-3	5-9	11-4	6-11	8-4	9-5	4-3	—	43-39
2011-2012	—	—	2-2	10-7	9-6	7-9	6-8	—	34-32
2012-2013	1-0	6-8	10-6	8-9	6-5	9-5	5-4	—	45-37
2013-14	1-0	12-5	8-8	10-4	8-2	10-4	5-5	—	54-28
Totals	62-75 .453	326-311 .512	314-342 .479	343-339 .503	335-273 .551	378-337 .529	184-174 .514	3-0 1.000	1955-1851 .514



Rockets Versus Conferences & Divisions

Year	Western Conference	Midwest/ Southwest Division	Northwest Division	Pacific Division	Year	Eastern Conference	Atlantic Division	Central Division	Southeast Division
	W-L	W-L	W-L	W-L		W-L	W-L	W-L	W-L
1967-68	11-29	—	—	—	1967-68	4-38	—	—	—
1968-69	20-20	—	—	—	1968-69	17-25	—	—	—
1969-70	17-23	—	—	—	1969-70	10-32	—	—	—
1970-71	21-24	7-16	—	14-8	1970-71	19-18	8-11	11-7	—
1971-72	14-31	5-16	—	9-15	1971-72	20-17	8-11	12-6	—
1972-73	12-24	4-12	—	8-12	1972-73	21-25	12-12	9-13	—
1973-74	11-25	3-13	—	8-12	1973-74	21-25	12-12	9-13	—
1974-75	20-16	11-5	—	9-11	1974-75	21-25	5-11	16-14	—
1975-76	17-19	9-7	—	8-12	1975-76	23-23	9-11	14-12	—
1976-77	26-16	14-9	—	12-7	1976-77	23-17	10-10	13-7	—
1977-78	13-29	8-15	—	5-14	1977-78	15-25	9-11	6-14	—
1978-79	23-19	10-10	—	13-9	1978-79	24-16	12-8	12-8	—
1979-80	11-11	5-5	—	6-6	1979-80	30-30	10-20	20-10	—
1980-81	32-28	19-11	—	13-17	1980-81	8-14	2-8	6-6	—
1981-82	35-25	17-13	—	18-12	1981-82	11-11	6-4	5-7	—
1982-83	9-51	4-26	—	5-25	1982-83	5-17	2-8	3-9	—
1983-84	21-39	9-21	—	12-18	1983-84	8-14	1-9	7-5	—
1984-85	36-24	20-10	—	16-14	1984-85	12-10	4-6	8-4	—
1985-86	38-22	20-10	—	18-12	1985-86	13-9	6-4	7-5	—
1986-87	31-29	19-11	—	12-18	1986-87	11-11	3-7	8-4	—
1987-88	33-27	13-17	—	20-10	1987-88	13-9	6-4	7-5	—
1988-89	33-25	19-11	—	14-14	1988-89	12-12	5-7	7-5	—
1989-90	28-28	13-15	—	15-13	1989-90	13-13	5-7	8-6	—
1990-91	33-23	20-8	—	13-15	1990-91	19-7	9-3	10-4	—
1991-92	26-28	12-14	—	14-14	1991-92	16-12	10-4	6-8	—
1992-93	36-18	19-7	—	17-11	1992-93	19-9	9-5	10-4	—
1993-94	38-16	15-11	—	23-5	1993-94	20-8	11-3	9-5	—
1994-95	27-27	13-13	—	14-14	1994-95	20-8	9-5	11-3	—
1995-96	31-21	14-10	—	17-11	1995-96	17-13	6-8	11-5	—
1996-97	40-12	19-5	—	21-7	1996-97	17-13	9-5	8-8	—
1997-98	29-23	14-10	—	15-13	1997-98	12-18	5-9	7-9	—
1998-99	28-16	12-9	—	16-7	1998-99	3-3	1-2	2-1	—
1999-00	23-29	8-16	—	15-13	1999-00	11-19	5-9	6-10	—
2000-01	20-32	11-13	—	9-19	2000-01	25-5	9-5	16-0	—
2001-02	18-34	9-15	—	9-19	2001-02	10-20	5-9	5-11	—
2002-03	26-26	11-13	—	15-13	2002-03	17-13	9-5	8-8	—
2003-04	21-31	8-16	—	13-15	2003-04	24-6	11-3	13-3	—
2004-05	33-19	10-6	12-6	11-7	2004-05	18-12	7-3	6-4	5-5
2005-06	19-33	1-15	10-8	8-10	2005-06	15-15	5-5	5-5	5-5
2006-07	28-24	8-8	10-8	10-8	2006-07	24-6	8-2	7-3	9-1
2007-08	33-19	8-8	14-4	11-7	2007-08	22-8	5-5	9-1	8-2
2008-09	35-17	9-7	14-4	12-6	2008-09	18-12	5-5	5-5	8-2
2009-10	28-24	9-7	11-7	8-10	2009-10	14-16	7-3	4-6	3-7
2010-11	25-27	5-11	9-9	11-7	2010-11	18-12	7-3	7-3	4-6
2011-12	23-25	6-8	8-10	9-7	2011-12	11-7	4-2	2-3	5-2
2012-13	24-28	6-10	8-10	10-8	2012-13	21-9	7-3	7-3	7-3
2013-14	31-21	11-5	11-7	9-9	2013-14	23-7	7-3	8-2	8-2
Totals	1187-1157	487-498	107-73	545-514	Totals	768-694	305-290	370-274	62-35
	.506	.494	.594	.515		.525	.513	.575	.639

Records



Rockets Longest Yearly Streaks

Overall Winning Streaks

1967-68	2
1968-69	5
1969-70	4
1970-71	7
1971-72	4
1972-73	3
1973-74	5
1974-75	7
1975-76	5
1976-77	9
1977-78	4
1978-79	4
1979-80	7
1980-81	5
1981-82	8
1982-83	2
1983-84	5
1984-85	8
1985-86	7
1986-87	5
1987-88	4
1988-89	6
1989-90	6
1990-91	13
1991-92	4
1992-93	15/11
1993-94	15
1994-95	9
1995-96	7
1996-97	9
1997-98	9
1998-99	9
1999-00	6
2000-01	4
2001-02	3
2002-03	5
2003-04	5
2004-05	8
2005-06	5
2006-07	5
2007-08	22
2008-09	6
2009-10	4
2010-11	5
2011-12	7
2012-13	5
2013-14	8

Home Winning Streaks

1967-68	2
1968-69	6
1969-70	5
1970-71	7
1971-72	5
1972-73	4
1973-74	4
1974-75	7
1975-76	5
1976-77	11
1977-78	5
1978-79	7
1979-80	5
1980-81	7
1981-82	8
1982-83	3
1983-84	6
1984-85	8
1985-86	20
1986-87	7
1987-88	7
1988-89	8
1989-90	10
1990-91	11

1991-92	8
1992-93	9
1993-94	11/10
1994-95	4
1995-96	7
1996-97	8
1997-98	8
1998-99	9
1999-2000	6
2000-2001	6
2001-2002	2
2002-2003	7
2003-2004	7
2004-2005	4
2005-2006	4
2006-2007	6
2007-2008	15
2008-2009	12
2009-2010	8
2010-2011	8
2011-2012	5
2012-2013	6
2013-2014	11

Road Winning Streaks

1967-68	2
1968-69	2
1969-70	2
1970-71	2
1971-72	4
1972-73	2
1973-74	4
1974-75	3
1975-76	2
1976-77	4
1977-78	1
1978-79	2
1979-80	3
1980-81	3
1981-82	5
1982-83	1
1983-84	1
1984-85	5
1985-86	3
1986-87	4
1987-88	3
1988-89	3
1989-90	3
1990-91	5
1991-92	4
1992-93	6
1993-94	9
1994-95	6
1995-96	5
1996-97	8
1997-98	3
1998-99	5
1999-00	4
2000-01	3
2001-02	1
2002-03	2
2003-04	3
2004-05	4
2005-06	4
2006-07	5
2007-08	12
2008-09	4
2009-10	3
2010-11	6
2011-12	4
2012-13	3
2013-14	4

Overall Losing Streaks

1967-68	17
1968-69	6
1969-70	9
1970-71	10
1971-72	8
1972-73	10
1973-74	8
1974-75	6
1975-76	5
1976-77	4
1977-78	13
1978-79	4
1979-80	6
1980-81	5
1981-82	6
1982-83	10
1983-84	6
1984-85	4
1985-86	3
1986-87	4
1987-88	4
1988-89	7
1989-90	4
1990-91	4
1991-92	6
1992-93	7
1993-94	4
1994-95	5
1995-96	7
1996-97	6
1997-98	6
1998-99	3
1999-00	8
2000-01	6
2001-02	15
2002-03	4
2003-04	5
2004-05	5
2005-06	7
2006-07	3
2007-08	6
2008-09	3
2009-10	4
2010-11	5
2011-12	6
2012-13	7
2013-14	3

Home Losing Streaks

1967-68	10
1968-69	4
1969-70	4
1970-71	3
1971-72	4
1972-73	5
1973-74	7
1974-75	4
1975-76	3
1976-77	2
1977-78	8
1978-79	2
1979-80	3
1980-81	3
1981-82	3
1982-83	11
1983-84	3
1984-85	3
1985-86	1
1986-87	4
1987-88	2
1988-89	2
1989-90	2
1990-91	2

1991-92	4
1992-93	3
1993-94	1
1994-95	5
1995-96	6
1996-97	3
1997-98	4
1998-99	2
1999-2000	6
2000-2001	5
2001-2002	7
2002-2003	3
2003-2004	2
2004-2005	5
2005-2006	7
2006-2007	3
2007-2008	3
2008-2009	2
2009-2010	4
2010-2011	4
2011-2012	4
2012-2013	2
2013-2014	2

Road Losing Streaks

1967-68	16
1968-69	7
1969-70	13
1970-71	7
1971-72	6
1972-73	10
1973-74	8
1974-75	7
1975-76	5
1976-77	6
1977-78	11
1978-79	5
1979-80	7
1980-81	5
1981-82	6
1982-83	14
1983-84	9
1984-85	5
1985-86	6
1986-87	5
1987-88	6
1988-89	9
1989-90	3
1990-91	5
1991-92	9
1992-93	7
1993-94	3
1994-95	4
1995-96	4
1996-97	8
1997-98	5
1998-99	3
1999-00	9
2000-01	4
2001-02	8
2002-03	4
2003-04	3
2004-05	5
2005-06	4
2006-07	2
2007-08	3
2008-09	5
2009-10	5
2010-11	4
2011-12	5
2012-13	7
2013-14	3

Regular Season Record vs. Opponents

Team	Total	Home	Road	Neut.					
Atlanta	74-70	54-19	20-51	0-0	-34	29-13	20-21	0-0	
<i>St. Louis</i>	1-7	1-3	0-4	0-0	L.A. Clippers	112-69	63-24	45-44	4-1
Atlanta	73-63	52-17	20-47	0-0	<i>Buffalo</i>	22-15	10-5	8-9	4-1
Boston	46-87	28-37	17-43	1-7	<i>San Diego</i>	13-12	7-5	6-7	0-0
Brooklyn	56-28	31-10	26-17	0-0	<i>Los Angeles</i>	77-42	46-14	31-28	0-0
<i>New Jersey</i>	53-27	29-10	24-17	0-0	L.A. Lakers	69-133	40-58	28-74	1-1
<i>Brooklyn</i>	3-1	2-0	1-1	0-0	Memphis	49-27	31-7	18-20	0-0
Charlotte	36-13	21-4	15-9	0-0	<i>Vancouver</i>	20-4	11-1	9-3	0-0
Chicago	63-65	40-20	22-41	1-4	<i>Memphis</i>	29-23	20-6	9-17	0-0
Cleveland	79-42	48-12	31-29	0-1	Miami	26-28	15-11	11-17	0-0
Dallas	81-78	45-34	35-44	1-0					
Denver	86-82	53-32	33-50	0-0	Team	Total	Home	Road	Neut.
Detroit	64-66	46-17	17-45	1-4	Milwaukee	52-65	35-23	16-39	1-3
Golden State	118-81	62-36	53-42	3-3	Minnesota	62-39	34-15	28-24	0-0
<i>San Francisco</i>	12-15	6-8	4-6	2-1	New Orleans	23-20	14-8	9-12	0-0
<i>Golden State</i>	106-66	56-28	49-36	1-2	<i>New Orleans</i>	21-14	13-5	8-9	0-0
Indiana	49				<i>N.O./Okla. City</i>	2-6	1-3	1-3	0-0
					New York	64-69	39-27	24-41	1-1
					Oklahoma City	98-104	61-38	33-62	4-4
					<i>Seattle</i>	87-93	54-34	29-55	4-4
					<i>Oklahoma City</i>	11-11	7-4	4-7	0-0
					Orlando	26-25	15-10	11-15	0-0
					Philadelphia	65-68	40-25	22-40	3-3
					Phoenix	90-105	58-40	31-65	1-0
					Portland	100-79	57-31	41-48	2-0
					Sacramento	117-87	72-30	44-55	1-2
					<i>Cincinnati</i>	13-14	8-5	4-7	1-2
					<i>Kansas City</i>	28-32	19-11	9-21	0-0

Rockets All-Time Overtime Record

Year	Total	Home	Road	Year	Total	Home	Road
1967-68	1-1	1-1	0-0	1991-92	3-3	1-1	2-2
1968-69	1-3	1-1	0-2	1992-93	1-3	1-0	0-3
1969-70	2-2	1-1	1-1	1993-94	2-1	1-0	1-1
1970-71	1-1	1-0	0-1	1994-95	0-1	0-1	0-0
1971-72	1-1	0-1	1-0	1995-96	1-3	1-2	0-1
1972-73	0-0	0-0	0-0	1996-97	4-2	2-2	2-0
1973-74	1-6	1-1	0-5	1997-98	1-4	0-2	1-2
1974-75	1-3	0-3	1-0	1998-99	2-1	1-0	1-1
1975-76	0-3	0-2	0-1	1999-00	2-3	1-1	1-2
1976-77	4-0	4-0	0-0	2000-01	2-2	1-1	1-1
1977-78	2-0	2-0	0-0	2001-02	5-5	3-2	2-3
1978-79	3-1	2-0	1-1	2002-03	4-5	2-1	2-4
1979-80	5-3	3-1	2-2	2003-04	5-2	3-1	2-1
1980-81	3-2	1-0	2-2	2004-05	4-3	2-1	2-2
1981-82	2-1	1-0	1-1	2005-06	2-2	0-1	2-1
1982-83	1-1	1-1	0-0	2006-07	3-3	1-1	2-2
1983-84	1-2	0-2	1-0	2007-08	0-1	0-0	0-1
1984-85	2-1	1-0	1-1	2008-09	2-1	2-0	0-1
1985-86	1-1	0-0	1-1	2009-10	4-3	2-2	2-1
1986-87	1-2	0-2	1-0	2010-11	2-6	2-3	0-3
1987-88	0-0	0-0	0-0	2011-12	3-6	3-3	0-3
1988-89	3-3	1-1	2-2	2012-13	0-4	0-2	0-2
1989-90	1-4	1-2	0-2	2013-14	3-2	3-0	0-2
1990-91	3-3	2-2	1-1	Totals	95-110	56-48	39-62

Multiple OT (20T: 29, 30T: 3):16-16

Opponents	W-L
Atlanta	4-1
Boston	3-4
Brooklyn.....	4-2
Charlotte.....	1-2
Chicago	2-3
Cleveland.....	2-1
Dallas.....	7-6
Denver.....	6-7
Detroit.....	1-4
Golden State.....	10-3
Indiana.....	1-3
L.A. Clippers.....	6-5
L.A. Lakers.....	8-11
Memphis.....	2-1
Miami.....	3-2
Milwaukee.....	2-2
Minnesota.....	3-4
New Orleans.....	1-3
New York.....	0-5
Oklahoma City.....	1-7
Orlando.....	1-0
Philadelphia.....	3-5
Phoenix.....	1-5
Portland.....	5-9
Sacramento.....	8-2
San Antonio.....	4-6
Toronto.....	2-1
Utah.....	4-4
Washington.....	0-2

High Scorers vs. Opponents

	Rockets High Scorer	Opponents High Scorer
Atlanta	45, James Harden (Nov. 2, 2012)	49, Dominique Wilkins (Dec. 12, 1985)
Boston	51, Hakeem Olajuwon (Jan. 18, 1996)	48, Larry Bird (Mar. 17, 1985)
Brooklyn	57, Calvin Murphy (Mar. 18, 1978)	44, Drazen Petrovic (Jan. 24, 1993)
Charlotte	34, Yao Ming (Nov. 11, 2007)	43, Stephen Jackson (Jan. 12, 2010)
Chicago	45, Moses Malone (Nov. 13, 1979)	45, Michael Jordan (Jan. 18, 1998)
Cleveland	51, Vernon Maxwell (Jan. 26, 1991)	46, Mike Mitchell (Feb. 8, 1980)
Dallas	48, Tracy McGrady (Dec. 2, 2004)	53, Dirk Nowitzki (Dec. 2, 2004)
Denver	52, Hakeem Olajuwon (Apr. 19, 1990)	54, Alex English (Nov. 19, 1985)
Detroit	54, Elvin Hayes (Nov. 13, 1968)	46, Jerry Stackhouse (Jan. 4, 2001)
Golden State	51, Moses Malone (Mar. 11, 1981)	51, Phil Smith (Dec. 11, 1976) 51, Rick Barry (Jan. 17, 1973)
Indiana	44, Moses Malone (Oct. 17, 1979)	42, Butch Carter (Nov. 1, 1983)
L.A. Clippers	53, Moses Malone (Feb. 2, 1982)	51, Bob McAdoo (Mar. 18, 1975)
L.A. Lakers	44, Steve Francis (Jan. 7, 2003)	53, Kobe Bryant (Dec. 15, 2006) 53, Kobe Bryant (Mar. 30, 2007)
Memphis	42, Hakeem Olajuwon (Mar. 10, 1996)	38, Jason Williams (Nov. 30, 2001)
Miami	43, Hakeem Olajuwon (Apr. 8, 1989)	45, Dwyane Wade (Dec. 29, 2010)
Milwaukee	42, Tracy McGrady (Dec. 31, 2004)	48, Kareem Abdul-Jabbar (Jan. 25, 1973)
Minnesota	46, Hakeem Olajuwon (Mar. 23, 1996)	51, Corey Brewer (Apr. 11, 2014)
New Orleans	41, Clyde Drexler (Dec. 2, 1995) 41, Tracy McGrady (Mar. 8, 2008)	44, David West (Dec. 29, 2009)
New York	42, Hakeem Olajuwon (Jan. 16, 1993)	45, Carmelo Anthony (Mar. 11, 2014)
Oklahoma City	50, Elvin Hayes (Nov. 20, 1970)	46, Tom Chambers (Jan. 6, 1988)
Orlando	37, Yao Ming (Jan. 25, 2004) 37, Yao Ming (Mar. 11, 2007)	39, Tracy McGrady (Feb. 16, 2002)
Philadelphia	42, Hakeem Olajuwon (Feb. 29, 1996)	58, Allen Iverson (Jan. 15, 2002)
Phoenix	45, Moses Malone (Feb. 5, 1982)	47, Gail Goodrich (Mar. 9, 1969)
Portland	49, Moses Malone (Mar. 13, 1982)	51, Geoff Petrie (Jan. 20, 1973) 51, Geoff Petrie (Mar. 16, 1973)
Sacramento	48, Elvin Hayes (Nov. 25, 1970)	51, Nate Archibald (Nov. 27, 1972)
San Antonio	47, Hakeem Olajuwon (Jan. 13, 1995)	46, George Gervin (Mar. 30, 1979)
Toronto	40, Yao Ming (Dec. 20, 2004)	43, Vince Carter (Mar. 5, 2002)
Utah	47, Tracy McGrady (Nov. 1, 2007)	46, Adrian Dantley (Jan. 4, 1984)
Washington	46, Calvin Murphy (Mar. 10, 1978)	44, Gus Johnson (Feb. 11, 1968) 44, Gilbert Arenas (Jan. 3, 2006)



Rockets Miscellaneous Records

Season Records

Best Seasons: 58-24 (1993-94); 57-25 (1996-97); 55-27 (1992-93); 55-27 (2007-2008)
Most Consecutive Home Wins: 20 (Oct. 29, 1985 - Jan. 14, 1986)
Most Consecutive Road Wins: 12 (Jan. 4 - Mar. 12, 2008)
Most Playoff Games Season: 23 (1994, won 15)

Worst Season: 14-68 (1982-83)
Most Consecutive Losses: 17 (Jan. 18 - Feb. 19, 1968; San Diego)
Most Consecutive Home Losses: 11 (Mar. 1 - Apr. 16, 1983)
Most Consecutive Road Losses: 16 (Jan. 18 - Mar. 19, 1968; San Diego)

Best Home Record Season: 36-5 (1985-86)
Best Road Record Season: 27-14 (1996-97)
Best Months: 14-0 (November 1993), 13-0 (February 2008), 15-1 (November 1996)
Worst Home Record Season: 8-33 (1967-68)
Worst Road Record Season: 5-36 (1982-83)
Worst Months: 0-11 (March 1968), 1-17 (February 1968)

Overtime Games

Most Overtime Games Season: 10 (2001-2002)
Fewest Overtime Games Season: 0 (1972-73; 1987-88)
Most Overtime Wins Season: 5 (1979-80; 2001-2002; 2003-2004)
Most Overtime Losses Season: 6 (1973-74; 2010-2011; 2011-2012)
Most Consecutive Overtime Games (equalled NBA record): 3 (Nov. 17-20-24, 1976); (Nov. 26-29-Dec. 1, 1999)

Attendance

Largest Regular Season Home Attendance: 743,082 (2013-2014)
Most Regular Season Home Sellouts: 41 (1987-88; 1995-96; 1996-97; 1997-98)
Highest Regular Season Home Attendance Average: 18,124 (2013-2014)
Largest Single-Game Home Attendance: 18,583 (Mar. 27, 2010 vs. L.A. Lakers at Toyota Center)
Largest Home Attendance (including Playoffs): 828,744 (1985-86)
Most Consecutive Sellouts (including Playoffs): 176 (Apr. 23, 1995 - May 15, 1999)
Most Consecutive Regular Season Sellouts: 149 (Apr. 23, 1995 - May 4, 1999)

Best Comebacks

Rockets/Game

23 (1:01 second quarter, 33-56) vs. Portland, Jan. 22, 1977 (Won 110-107)
23 (5:08 second quarter, 26-49) at Atlanta, Mar. 8, 2001 (Won 104-98)
22 (2:45 second quarter, 12-34) at Dallas, Apr. 16, 1989 (down 18 with 1:54 in 3rd; Won 114-112 OT)
21 (11:46 second quarter, 27-48) vs. San Antonio, Mar. 8, 1986 (Won 126-117)
20 (33.4 seconds, second quarter, 51-71) vs. Golden State, Feb. 26, 1992 (Won 118-116)
20 (1:33 second quarter, 28-48) vs. San Antonio, Mar. 17, 2001 (Won 103-99)
20 (2:42 first quarter, 9-29) vs. Boston, Feb. 23, 2002 (Won 99-89)
20 (2:23 second quarter, 27-47) vs. Dallas, Apr. 11, 2002 (Won 98-95 OT)
20 (11:41 third quarter, 39-59) vs. Minnesota, Mar. 15, 2013 (Won 108-100)

Rockets/Fourth Quarter

16 (11:24 left, 79-95) at Sacramento, Nov. 12, 1987 (Won 116-114)
15 (8:31 left, 73-88) at Phoenix, Nov. 4, 2001 (Won 103-100)
15 (8:25 left, 61-76) at Denver, Apr. 17, 2006 (Won 86-83)
14 (4:35 left, 98-112) vs. Denver, Apr. 6, 2014 (Won 130-125 OT)
14 (10:44 left, 52-66) at Atlanta, Feb. 7, 2004 (Won 86-77)
14 (7:13 left, 93-107) vs. Oklahoma City, Feb. 20, 2013 (Won 122-119)

Opponents/Game

26 (7:45 second quarter, 46-20) at Portland, Feb. 15, 1997 (Lost 109-105)
24 (6:02 third quarter, 79-55) vs. Minnesota, Feb. 17, 1992 (Lost 124-122 OT)
23 (10:56 second quarter, 36-13) at San Antonio, Apr. 18, 1999 (Lost 86-83)
21 (4:14 third quarter, 78-57) vs. Phoenix, Dec. 16, 1986 (Lost 106-102)
21 (11:20 second quarter, 36-15) vs. Phoenix, Mar. 15, 2004 (Lost 99-97 OT)
21 (1:19 second quarter, 51-30) at L.A. Lakers, Dec. 15, 2006 (Lost 112-101 2OT)

Opponents/Fourth Quarter


17 (5:51 left, 99-82) at Chicago, Feb. 28, 2009 (Lost 105-102)
16 (11:37 left, 87-71) vs. Phoenix, Dec. 16, 1986 (Lost 106-102)
15 (5:37 left, 93-78) at Minnesota, Mar. 28, 1993 (Lost 101-100)
15 (8:07 left, 78-63) at Utah, Apr. 1, 1999 (Lost 88-87)
14: 4x last: (11:47 left, 101-87) at Dallas, Nov. 20, 2013 (Lost 120-123)

The History



History of the Rockets

The Rockets franchise entered the NBA as the San Diego Rockets prior to the 1967-68 season, along with the Seattle SuperSonics, as the league expanded to 12 teams. The Rockets received their team name because it kept with San Diego's then-theme of a "city in motion," while reflecting the growth of space-age industries in San Diego. The 1967-68 Rockets compiled a league-worst 15-67 record, but were able to select University of Houston's Elvin Hayes with the first overall pick in the 1968 NBA Draft. As a rookie, Hayes scored an NBA-leading 28.4 points per game, helping the team to a 37-45 record and a playoff berth. The Rockets drafted Rudy Tomjanovich and Calvin Murphy in the 1970 NBA Draft, but were unable to produce a winning record in any of their four seasons in San Diego.



In June 1971, a group named Texas Sports Investments bought the Rockets franchise for \$5.6 million and moved the team to Houston. During their first year in Texas, the Rockets played home games in Houston, San Antonio and Waco. In 1972, Hayes was traded to Baltimore. The 1974-75 Rockets produced the franchise's first season at .500 or better and first playoff series win. The franchise further improved two seasons later with the additions of John Lucas, the top pick in the 1976 NBA Draft, and Moses Malone, who had starred in the ABA the previous two years. The 1976-77 Rockets registered a 49-33 record and won their first division title, as 1977 NBA Coach of the Year Tom Nissalke guided them to the Conference Finals. Houston's record slipped the following season, as the team played most of the year without an injured Tomjanovich. He returned the following season to join Malone and Murphy in the 1979 NBA All-Star Game. That season, Malone averaged 24.8 points and an NBA-leading 17.6 rebounds to

give the Rockets their first-ever NBA MVP. After the 1978-79 Rockets were eliminated in the first round of the playoffs, Del Harris was hired as head coach. In Harris' first season, the Rockets advanced to the Conference Semifinals.

The 1980-81 Rockets qualified for the playoffs in the season's final weekend with a 40-42 record. Malone averaged 27.8 points and an NBA-best 14.8 rebounds, while Murphy set NBA records with 78 consecutive free throws made and a single-season free-throw percentage of .958. Despite their sub-.500 record, the Rockets advanced to their first-ever NBA Finals, losing to Boston but becoming the first team from Houston to play for a championship in basketball, football or baseball. The following season, Hayes returned to replace a retired Tomjanovich, but the Rockets were unable to recapture the postseason magic. Despite Malone winning his second NBA MVP award with averages of 31.1 points and 14.7 rebounds, the 1981-82 Rockets lost in the first round of the playoffs. Malone was then traded to Philadelphia and the 1982-83 Rockets logged a franchise-worst 14-68 record. The Rockets replaced Del Harris with Bill Fitch as head coach at the season's end.

Houston used back-to-back poor seasons to obtain the first overall selection in both the 1983 and 1984 NBA Drafts. The Rockets picked 7-foot-4 Ralph Sampson in 1983 and 7-foot Hakeem Olajuwon from the University of Houston the following year to assemble the tallest frontcourt the league had ever known. Sampson won the NBA Rookie of the Year award in his first season, while Olajuwon finished second in balloting to Michael Jordan a year later. The 1984-85 Rockets compiled a 48-34 record during Sampson's and Olajuwon's first season together, but were eliminated in the first round of the playoffs. The following year, the Rockets rolled to a 51-31 record, won the Midwest Division, and upset the defending NBA Champion L.A. Lakers to advance to the NBA Finals, where the team fell to Boston for the second time in six years.

The 1986-87 Rockets advanced to the Conference Semifinals, as Olajuwon earned his first of three straight All-NBA First-Team selections and Sampson struggled with injuries. The next year Houston traded Sampson and Steve Harris to Golden State for Joe Barry Carroll and Eric "Sleepy" Floyd, marking the first time that two first overall selections had been traded for one another. After the 1987-88 Rockets lost in the first round of the playoffs, Don Chaney replaced Fitch as head coach. During the 1988-89 season, Olajuwon became the first player to collect 200 steals and 200 blocks in the same season. Despite the addition of Otis Thorpe, the 1988-89 Rockets lost in the first round of the playoffs. The following season, a trade for Vernon Maxwell could not prevent another first-round exit. With the addition of Kenny Smith, the 1990-91 Rockets overcame losing Olajuwon to injury for 26 games to finish with a 52-30 record and earn Don Chaney NBA Coach of the Year honors. A first-round exit followed by a 26-26 start to the 1991-92 season cost Chaney his job. Tomjanovich was promoted from assistant coach to interim head coach during the season before being named permanent head coach at the season's end. That offseason, the Rockets added Robert Horry via the 1992 NBA Draft.

Beginning with the 1992-93 season, Olajuwon's All-Star play elevated to an even higher level for a four-year stretch. In 1993, he won the first of consecutive Defensive Player of the Year awards, finished second

History of the Rockets

in MVP voting, and earned the first of consecutive selections to the All-NBA First Team. The 1992-93 Rockets set a franchise record with an NBA season-best 15 consecutive wins and won the Midwest Division with a 55-27 record before losing in the Conference Semifinals.

On July 30, 1993, Leslie Alexander purchased the



Rockets. The 1993-94 Rockets opened the year by tying an NBA record with a perfect 15-0 start. Houston went on to set the franchise record for wins with a 58-24 record, claiming the Midwest Division title. Olajuwon averaged 27.3 points, 11.9 rebounds and 3.71 blocked shots to win both the NBA MVP award and the NBA Defensive Player of the Year award. In the Conference Semifinals, two home losses to Phoenix prompted a Houston newspaper to post the headline "Choke City," but the Rockets responded to win the seven-game series and earn the moniker "Clutch City." Houston then defeated Utah in the Conference Finals to advance to the 1994 NBA Finals against the New York Knicks. No team reached 100 points in any game in the Finals and every contest was decided by less than 10 points. The Rockets won the seven-game series to secure the first-ever professional championship for a sports team from Houston. Olajuwon earned the Finals MVP award, becoming the first player to ever win this honor along with both the regular season MVP award and the Defensive Player of the Year award in the same season.

With another NBA Championship in 1995, the Rockets became the fifth franchise in league history to boast back-to-back titles. The Rockets played the role of underdog in their bid to repeat as champions, entering the postseason as the sixth seed in the conference

with a 47-35 record. The Rockets midseason trade of Thorpe reunited Houston native Clyde Drexler with Olajuwon, his former teammate at the University of Houston. The Rockets became the lowest seed ever to win a title and the first team to ever eliminate four teams that had each won 50 or more regular-season games, knocking off Utah, Phoenix, San Antonio and Orlando. The Rockets swept Orlando in the 1995 NBA Finals, as Olajuwon repeated as the NBA Finals MVP.

During the 1995-96 season, Olajuwon became the NBA's all-time blocked shots leader and Tomjanovich became the franchise's all-time winningest coach. In the playoffs, the Rockets were unable to repeat as champions, falling in the Conference Semifinals. Prior to the 1996-97 season, the Rockets acquired Charles Barkley, whose addition propelled Houston to a 57-25 record and the Conference Finals. The 1997-98 Rockets hoped to make one last championship run in Drexler's final season, but Barkley tore a tricep muscle and Houston bowed out in the first round. The next year, the Rockets added Scottie Pippen to fill out the frontcourt of Olajuwon and Barkley. The Rockets notched their 15th consecutive winning season, but lost in the first round of the playoffs. Pippen was then traded to Portland in the offseason.

In the 1999-2000 season, Barkley played his final season and Steve Francis earned NBA Co-Rookie of the Year honors. The following season marked Houston's last year with Olajuwon, who requested a trade at the season's end. One year later, the Rockets found a new center with the first overall pick in the 2002 NBA Draft. Houston selected China's Yao Ming, who became the first-ever, number-one pick to come from an international basketball league. Following the 2002-03 season, Tomjanovich stepped down as head coach with a franchise-record 503 victories in 900 games.

On June 11, 2003, Jeff Van Gundy became the 10th head coach in Rockets history. In Van Gundy's first season, the Rockets moved into their new home Toyota Center, set several defensive records and returned to the playoffs for the first time in five years. On June 29, 2004, Houston acquired Tracy McGrady, trading its backcourt of Francis and Cuttino Mobley in a seven-player deal for the 25-year-old two-time NBA scoring champion. In his inaugural season in Houston, McGrady became the first player in Rockets history to reach 2,000 points, 400 rebounds and 400 assists in a single season. McGrady also became the first-ever Houston player to earn Player-of-the-Week recognition four times in the same campaign. Overall in 2004-05, the tandem of McGrady and Yao helped lead the Rockets to a 51-31 mark and a first-round playoff series with Dallas, where the Mavericks prevailed in a decisive Game Seven at American Airlines Center.

The 2005-06 campaign was highlighted with Houston hosting the 2006 NBA All-Star Game, which marked the second time the contest was played in "Space City." Houston first held the midseason classic in 1989 before a then-record crowd of 44,735 at the Astrodome. McGrady scored a game-high 36 points for the West, while Yao led all players in votes received for a second straight season. The Rockets finished 2005-06 with a 34-48 mark, as McGrady and Yao played in just 31 games together due to injuries suffered by both players.

On April 3, 2006, Alexander named Daryl Morey as the team's Assistant General Manager. The Rockets also acquired Shane Battier from the Memphis Grizzlies

History of the Rockets

in exchange for Stromile Swift and the draft rights to Connecticut forward Rudy Gay on July 12, 2006. With the addition of Battier along with strong play from Yao and McGrady, the 2006-07 Rockets blasted off to one of their best starts in recent years. Yao was named Western Conference Player of the Month for games played through Nov., becoming the first Rockets player to receive this recognition since Olajuwon. When Yao suffered a small fracture on his right anterior medial tibial plateau vs. the L.A. Clippers on Dec. 23, McGrady put the team on his back and helped lead the Rockets to a 20-12 record over the 32 games Yao was out with the injury. Also playing a huge role was reserve center Dikembe Mutombo, who moved past Kareem Abdul-Jabbar into second on the NBA's all-time blocked shots list. Houston finished the season with a 52-30 mark, but lost a heartbreaking Game Seven to the Utah Jazz in the opening round of the 2007 NBA Playoffs.

On May 10, 2007, Alexander announced that Morey officially assumed his role as General Manager of the franchise. Morey took over the position from retiring Carroll Dawson, who was honored by Alexander with "Carroll Dawson Tribute Night" on April 16, 2007, where a banner bearing his name was hung from the rafters of Toyota Center in tribute to Dawson's 27 seasons with the Rockets organization. The offseason changes did not stop there, as the team and Van Gundy decided to part ways. Alexander then hired Rick Adelman as head coach and commissioned Morey to build a roster to fit his system. In the 2007 NBA Draft, Morey selected Aaron Brooks in the first round and traded for the draft rights to Carl Landry. The team also acquired from San Antonio the draft rights to Argentine forward Luis Scola on July 12, 2007.

In his first season, Adelman led the 2007-08 Rockets to a 55-27 mark. Houston actually captured 22 victories in a row (1/29/08-3/16/08), which stands as the third-longest winning streak in NBA history. The team went 13-0 in Feb. 2008, while recording 12 consecutive wins away from Toyota Center (1/4/08-3/12/08) to mark the longest road winning streak in club annals. The accomplishments were even more noteworthy since Yao was lost for the remainder of the season after undergoing surgery to repair a stress fracture in his left foot on March 3, 2008. Another highlight during this record-setting season was Alexander honoring Olajuwon for his many contributions to the Rockets organization with the unveiling of a commissioned bronze sculpture in front of Toyota Center during a special ceremony on April 11, 2008. Despite a growing number of injuries, Houston battled to the end, but dropped their opening-round series with Utah in the 2008 NBA Playoffs.

The Rockets began the 2008-09 campaign by trading for Ron Artest and completed their run by taking the eventual NBA Champion L.A. Lakers to a Game Seven of the 2009 Western Conference Semifinals. Led by the scoring of Brooks, Houston went the full seven games with the Lakers despite playing without McGrady (microfracture surgery on left knee) and losing the services of Yao (broken bone in left foot) for the final four contests of the series. The Rockets advanced to face the Lakers by defeating Portland in the opening round, which marked the club's first series win in the playoffs since 1997. The memorable postseason came after a 53-29 regular season, which gave Houston its third consecutive 50-win campaign for the first time in franchise history.

Despite playing the entire 2009-10 campaign without Yao (foot surgery), Houston registered a 42-40 mark to become the only team in the past 20 NBA seasons to finish above .500 without an All-Star. It marked just the 26th time in NBA history for a team to finish a season with a winning record and not make the playoffs. Brooks became the sixth player in league annals to make at least 200 3-pointers (209) and dish out 400 or more assists (434) in the same season en route to capturing the NBA's 2009-10 Most Improved Player award. The Rockets were also involved in a three-team, nine-player trade that brought Kevin Martin to Houston from Sacramento on Feb. 18, 2010, while sending McGrady to the New York Knicks and Landry to the Kings.

The Rockets secured a 43-39 mark in 2010-11, joining the 1970-71 and 1971-72 Phoenix Suns as the only two teams to miss the playoffs in two straight seasons despite finishing with a winning record in both campaigns. Houston's 2010-11 season also marked one of change, which began with Yao enduring yet another season-ending surgery. The Rockets transition continued at the trade deadline with Battier rejoining the Grizzlies and the acquisition of Goran Dragic from the Suns in exchange for Brooks. Following the season, the Rockets and Adelman mutually agreed to part ways.

Houston would name Hall-of-Famer Kevin McHale as the 12th head coach in team history on June 1, 2011. Yao, who established himself as one of the top centers in the NBA and a global phenomenon, also announced his retirement from the NBA in his hometown of Shanghai, China on July 20, 2011. In his first campaign with Houston, McHale guided the 2011-12 Rockets to a 34-32 record. Second-round draft pick Chandler Parsons moved into a starting role and captured 2011-12 NBA All-Rookie Second Team accolades.

In 2012-13, the Rockets began the start of a new era with the signing of restricted free agents Jeremy Lin and Omir Asik, while seeing the departures of Scola and Dragic. On Oct. 27, 2012, Houston made a blockbuster deal to acquire James Harden from Oklahoma City and sent Martin to the Thunder. Led by this new core of players, the Rockets went 45-37 and made a return trip to the postseason. Harden recorded one of the most dynamic offensive campaigns in Rockets history by setting the team single-season record for free throws made (674) and becoming just the fifth player in club annals to reach 2,000 points in one campaign (2,023). The NBA All-Star Game returned to Houston in 2013, where Harden was selected to his first game. Harden also went on to collect 2012-13 All-NBA Third Team. In addition, Asik led the NBA in total rebounds (956).

After reaching the 2013 NBA Playoffs with the youngest team in the NBA, Alexander and his Rockets made yet another bold move to become one of the most promising young contenders in the league. Houston highlighted the 2013 NBA free agency period with the signing of three-time NBA Defensive Player of the Year Dwight Howard.

The Rockets made the playoffs for the second consecutive time in 2013-14 with the fifth best regular season record in franchise history at 54-28. The season saw All-Star appearances by James Harden and Dwight Howard as well as First Team (Harden) and Second Team (Howard) All-NBA appearances. Additionally, second-year guard Patrick Beverley provided grit to the Rockets and was named to the NBA All-Defensive Second Team.

The 22-Game Winning Streak

January 29-March 16, 2008

PLAYER	G-GS	MIN	FIELD GOALS		3-POINT FG		FT-FTA	PCT	REBOUNDS			AST	PF-DQ	STL	TO	BLK	PTS	AVG
			FG-FGA	PCT	FG-FGA	PCT			OFF	DEF	TOT							
McGrady	21-21	808	178-407	.437	34-107	.318	74-106	.698	16	95	111	130	25-0	23	52	10	464	22.1
Yao	12-12	445	93-176	.528	0-0	—	72-86	.837	35	98	133	24	32-0	4	36	14	258	21.5
Alston	22-22	792	133-313	.425	57-144	.396	23-33	.697	10	84	94	145	44-0	33	44	9	346	15.7
Scola	22-22	581	107-195	.549	0-1	.000	42-63	.667	46	105	151	32	62-0	17	36	7	256	11.6
Battier	22-22	842	81-181	.448	45-113	.398	22-30	.733	34	88	122	54	43-0	13	17	28	229	10.4
Landry	17-0	329	66-108	.611	0-1	.000	36-55	.655	40	48	88	9	40-0	11	10	3	168	9.9
Head	16-1	288	48-102	.471	24-59	.407	18-24	.750	3	28	31	38	20-0	12	10	1	138	8.6
Wells	9-0	177	22-44	.500	1-3	.333	20-32	.625	7	41	48	21	19-0	8	10	4	65	7.2
Jackson	11-0	181	28-71	.394	8-29	.276	6-8	.750	4	27	31	26	17-0	4	14	2	70	6.4
Harris	4-0	53	10-24	.417	0-0	—	4-7	.571	10	11	21	1	4-0	2	2	0	24	6.0
Green	1-0	4	3-3	1.000	0-0	—	0-0	—	2	0	2	0	2-0	0	0	0	6	6.0
Novak	18-0	115	22-48	.458	12-31	.387	1-2	.500	2	13	15	3	9-0	1	1	2	57	3.2
Hayes	19-0	290	25-38	.658	0-0	—	4-4	1.000	19	70	89	22	47-1	13	15	8	54	2.8
Brooks	18-0	147	16-57	.281	7-28	.250	5-8	.625	5	13	18	21	19-0	2	10	1	44	2.4
Mutombo	11-10	195	10-21	.476	0-0	—	5-8	.625	18	48	66	0	15-0	2	3	23	25	2.3
Williams	1-0	6	1-3	.333	0-0	—	1-4	.250	1	0	1	0	3-0	0	1	0	3	3.0
James	4-0	19	2-7	.286	0-2	.000	0-0	—	1	3	4	1	3-0	0	2	0	4	1.0
Jones	4-0	9	2-4	.500	0-0	—	0-0	—	0	1	1	0	3-0	1	1	0	4	1.0
ROCKETS	22	5280	847-1802	.470	188-518	.363	333-470	.709	253	773	1026	527	407-1	146	282	112	2215	100.7
OPPONENTS	22	5280	739-1805	.409	133-353	.377	332-485	.685	242	643	885	408	412-1	165	266	97	1943	88.3

Date	Opponent	Result	Leading Scorer	Date	Opponent	Result	Leading Scorer
Jan. 29	Golden State	W, 111-107	Yao-36	Feb. 24	Chicago	W, 110-97	McGrady-24
Feb. 1	at Indiana	W, 106-103	Landry-22	26	Washington	W, 94-69	Head-18
2	at Milwaukee	W, 91-83	McGrady-33	29	Memphis	W, 116-95	McGrady-25
4	at Minnesota	W, 92-86	McGrady-26	Mar. 2	Denver	W, 103-89	McGrady-22
7	Cleveland	W, 92-77	Yao-22	5	Indiana	W, 117-99	McGrady-25
9	Atlanta	W, 108-89	Yao-28	6	at Dallas	W, 113-98	McGrady-31
11	Portland	W, 95-83	Yao-25	8	New Orleans	W, 106-96	McGrady-41
13	Sacramento	W, 89-87	Yao-25	10	New Jersey	W, 91-73	McGrady-19
19	at Cleveland	W, 93-85	Alston-22	12	at Atlanta	W, 83-75	McGrady-28
21	Miami	W, 112-100	McGrady-23	14	Charlotte	W, 89-80	McGrady-30
22	at New Orleans	W, 100-80	McGrady-34	16	L.A. Lakers	W, 104-92	Alston-31



History

Rockets All-Time Record

(47 Seasons: 4 Seasons San Diego, 43 Seasons Houston)

San Diego (1967-71)

Years	Coach	W-L	Pct.	Finish	Home	Road	Neut.	Playoffs
1967-68	Jack McMahon	15-67	.183	6th Western	8-33	3-25	4-9	—
1968-69	Jack McMahon	37-45	.451	4th Western	25-16	8-25	4-4	2-4
1969-70	Jack McMahon (9-17)							
	Alex Hannum (18-38)	27-55	.329	7th Western	21-17	4-33	2-5	—
1970-71	Alex Hannum	40-42	.488	3rd Pacific	24-15	15-26	1-1	—

Houston (1971-2013)

Years	Coach	W-L	Pct.	Finish	Home	Road	Neut.	Playoffs
1971-72	Tex Winter	34-48	.415	4th Pacific	15-20	14-23	5-5	—
1972-73	Tex Winter (17-30)							
	John Egan (16-19)	33-49	.402	3rd Central	14-14	10-28	9-7	—
1973-74	John Egan	32-50	.390	3rd Central	18-23	13-25	1-2	—
1974-75	John Egan	41-41	.500	2nd Central	29-12	12-27	0-2	3-5
1975-76	John Egan	40-42	.488	3rd Central	28-13	12-29	0-0	—
1976-77	Tom Nissalke	49-33	.598	1st Central	34-7	15-25	0-1	6-6
1977-78	Tom Nissalke	28-54	.341	6th Central	21-20	7-34	0-0	—
1978-79	Tom Nissalke	47-35	.573	2nd Central	30-11	17-24	0-0	0-2
1979-80	Del Harris	41-41	.500	2nd Central	29-12	12-29	0-0	2-5
1980-81	Del Harris	40-42	.488	2nd Midwest	25-16	15-26	0-0	12-9
1981-82	Del Harris	46-36	.561	2nd Midwest	25-16	21-20	0-0	1-2
1982-83	Del Harris	14-68	.171	6th Midwest	9-32	5-36	0-0	—
1983-84	Bill Fitch	29-53	.354	6th Midwest	21-20	8-32	0-1	—
1984-85	Bill Fitch	48-34	.585	2nd Midwest	29-12	19-22	0-0	2-3
1985-86	Bill Fitch	51-31	.622	1st Midwest	36-5	15-26	0-0	13-7
1986-87	Bill Fitch	42-40	.512	3rd Midwest	25-16	17-24	0-0	5-5
1987-88	Bill Fitch	46-36	.561	4th Midwest	31-10	15-26	0-0	1-3
1988-89	Don Chaney	45-37	.549	2nd Midwest	31-10	14-27	0-0	1-3
1989-90	Don Chaney	41-41	.500	5th Midwest	31-10	10-31	0-0	1-3
1990-91	Don Chaney	52-30	.634	3rd Midwest	31-10	21-20	0-0	0-3
1991-92	Don Chaney (26-26)							
	Rudy Tomjanovich (16-14)	42-40	.512	3rd Midwest	28-13	14-27	0-0	—
1992-93	Rudy Tomjanovich	55-27	.671	1st Midwest	31-9	24-16	0-2	6-6
1993-94	Rudy Tomjanovich	58-24	.707	1st Midwest	35-6	23-18	0-0	15-8
1994-95	Rudy Tomjanovich	47-35	.573	3rd Midwest	25-16	22-19	0-0	15-7
1995-96	Rudy Tomjanovich	48-34	.585	3rd Midwest	27-14	21-20	0-0	3-5
1996-97	Rudy Tomjanovich	57-25	.695	2nd Midwest	30-11	27-14	0-0	9-7
1997-98	Rudy Tomjanovich	41-41	.500	4th Midwest	24-17	16-24	1-0	2-3
1998-99	Rudy Tomjanovich	31-19	.620	3rd Midwest	19-6	12-13	0-0	1-3
1999-00	Rudy Tomjanovich	34-48	.415	6th Midwest	22-19	12-29	0-0	—
2000-01	Rudy Tomjanovich	45-37	.549	5th Midwest	24-17	21-20	0-0	—
2001-02	Rudy Tomjanovich	28-54	.341	5th Midwest	18-23	10-31	0-0	—
2002-03	Rudy Tomjanovich	43-39	.524	5th Midwest	28-13	15-26	0-0	—
2003-04	Jeff Van Gundy	45-37	.549	5th Midwest	27-14	18-23	0-0	1-4
2004-05	Jeff Van Gundy	51-31	.622	3rd Southwest	26-15	25-16	0-0	3-4
2005-06	Jeff Van Gundy	34-48	.415	5th Southwest	15-26	19-22	0-0	—
2006-07	Jeff Van Gundy	52-30	.634	3rd Southwest	28-13	24-17	0-0	3-4
2007-08	Rick Adelman	55-27	.671	3rd Southwest	31-10	24-17	0-0	2-4
2008-09	Rick Adelman	53-29	.646	2nd Southwest	33-8	20-21	0-0	7-6
2009-10	Rick Adelman	42-40	.512	3rd Southwest	23-18	19-22	0-0	—
2010-11	Rick Adelman	43-39	.524	5th Southwest	25-16	18-23	0-0	—
2011-12	Kevin McHale	34-32	.515	4th Southwest	22-11	12-21	0-0	—
2012-13	Kevin McHale	45-37	.549	3rd Southwest	29-12	16-25	0-0	2-4
2013-14	Kevin McHale	54-28	.659	2nd Southwest	33-8	21-20	0-0	2-4
Totals	12 Coaches	1955-1851	.514	4 Div. Titles	1193-685	735-1127	27-39	120-129
	3806 Games				.635	.394	.409	.482

Rockets Ownership

Owners	Principal Shareholders	Date Purchased
Breitbard Interests (San Diego, CA)	Robert Breitbard	January 11, 1967
Texas Sports Investments	Billy Goldberg, Wayne Duddleston, Mickey Herskowitz	June 23, 1971
Texas Pro Sports, Inc.	Irvin Kaplan	December 1973
James Talcott, Inc.	NY Investment Company	February 1975
Basketball Venture	Kenneth Schnitzer	February 1976
Maloof Companies (Albuquerque, NM)	George Maloof	May 25, 1979
Thomas Enterprises	Charlie Thomas	June 15, 1982
Rocket Ball, Ltd.	Leslie L. Alexander	July 30, 1993

Rockets Home Attendance

(47 Seasons: 4 Seasons San Diego, 43 Seasons Houston)

San Diego (1967-71)

Years (Venue)	Games	Totals	Average	Playoffs	Largest Crowd	Overall Total	Average
1967-68 (SD Sports Arena)	41	188,865	4,067	—	10,269	188,865	4,067
1968-69 (SD Sports Arena)	41	248,217	6,054	3-31,755	14,280	279,972	6,363
1969-70 (SD Sports Arena)	38	232,684	6,128	—	13,643	232,684	6,128
1970-71 (SD Sports Arena)	39	264,206	6,774	—	11,639	264,206	6,774
Totals	159	933,972	5,874	3-31,755	14,280	965,727	5,961

Houston (1971-2013)

Years (Venue)	Games	Totals	Average	Playoffs	Largest Crowd	Overall Total	Average
1971-72 (Hofheinz)	41	203,599	4,966	—	10,218	203,599	4,966
1972-73 (Hofheinz)	41	189,773	4,629	—	10,146	189,773	4,629
1973-74 (Hofheinz)	41	158,059	3,855	—	8,253	158,059	3,855
1974-75 (Hofheinz)	41	187,457	4,572	4-40,872	10,518	228,329	5,074
1975-76 (The Summit)	41	261,418	6,376	—	12,586	261,418	6,376
1976-77 (The Summit)	41	347,920	8,486	6-93,838	16,012	441,758	9,399
1977-78 (The Summit)	41	384,905	9,388	—	15,556	384,905	9,388
1978-79 (The Summit)	41	434,400	10,595	1-14,405	15,676	448,805	10,686
1979-80 (The Summit)	41	413,572	10,087	4-57,479	15,676	471,051	10,468
1980-81 (The Summit)	41	385,354	9,399	9-145,089	16,121	530,443	10,609
1981-82 (The Summit)	41	480,128	11,710	1-16,121	16,121	496,249	11,815
1982-83 (The Summit)	41	307,131	7,491	—	15,816	307,131	7,491
1983-84 (The Summit)	41	435,852	10,631	—	16,016	435,852	10,631
1984-85 (The Summit)	41	569,018	13,878	3-43,340	16,016	612,358	13,917
1985-86 (The Summit)	41	604,644	14,747	10-158,677	16,016	763,321	14,967
1986-87 (The Summit)	41	660,175	16,102	5-81,395	16,279	741,570	16,121
1987-88 (The Summit)	41	681,051	16,611	2-33,222	16,611	714,273	16,611
1988-89 (The Summit)	41	680,728	16,603	2-33,222	16,611	713,950	16,604
1989-90 (The Summit)	41	649,697	15,846	2-33,222	16,611	682,919	15,882
1990-91 (The Summit)	41	613,230	14,957	1-16,611	16,611	629,841	15,882
1991-92 (The Summit)	41	592,790	14,458	—	16,611	592,790	14,458
1992-93 (The Summit)	41	554,210	13,517	6-99,666	16,611	653,876	13,912
1993-94 (The Summit)	41	615,224	15,005	13-213,520	16,611	828,744	15,347
1994-95 (The Summit)	41	653,389	15,936	10-166,110	16,611	819,499	16,069
1995-96 (The Summit)	41	667,685	16,285	4-65,140	16,285	732,825	16,285
1996-97 (The Summit)	41	667,685	16,285	9-146,565	16,285	814,250	16,285
1997-98 (Compaq Center*)	41	667,685	16,285	2-32,570	16,285	700,255	16,285
1998-99 (Compaq Center*)	25	407,125	16,285	2-32,570	16,285	439,695	16,285
1999-00 (Compaq Center*)	41	624,594	15,234	—	16,285	624,594	15,234
2000-01 (Compaq Center*)	41	518,555	12,648	—	16,285	518,555	12,648
2001-02 (Compaq Center*)	41	481,227	11,737	—	16,285	481,227	11,737
2002-03 (Compaq Center*)	41	565,166	13,785	—	16,285	565,166	13,785
2003-04 (Toyota Center)	41	640,794	15,629	2-36,445	18,332	677,239	15,750
2004-05 (Toyota Center)	41	663,444	16,182	3-54,625	18,292	718,069	16,320
2005-06 (Toyota Center)	41	636,110	15,515	—	18,291	636,110	15,515
2006-07 (Toyota Center)	41	678,362	16,545	4-73,022	18,392	751,384	16,697
2007-08 (Toyota Center)	41	718,524	17,525	3-54,640	18,525	773,164	15,572
2008-09 (Toyota Center)	41	717,669	17,504	6-110,327	18,557	827,996	17,617
2009-10 (Toyota Center)	41	677,658	16,528	—	18,583	677,658	16,528
2010-11 (Toyota Center)	41	663,839	16,191	—	18,412	663,839	16,191
2011-12 (Toyota Center)	33	506,994	15,363	—	18,391	506,994	15,363
2012-13 (Toyota Center)	41	683,564	16,672	3-54,601	18,460	738,165	16,776
2013-14 (Toyota Center)	41	743,082	18,124	3-54,801	18,124	797,883	18,134
Totals	1,739	22,993,486	13,222	120-1,962,095	18,583	24,955,698	13,424


*The Summit changed its name to Compaq Center following the 1996-97 season.

 **TOYOTA CENTER**

Clyde Drexler

Born: June 22, 1962
Hometown: New Orleans, Louisiana
High School: Sterling (Houston)
College: Houston '83

#22



- Drafted by Portland, 1st Round, 14th overall pick in 1983 NBA Draft
- 10-Time NBA All-Star (1986, 1988-94, 1996-97)
- All-NBA First Team (1992), Second Team (1988, 1991), Third Team (1990, 1995)
- Member of the 1995 NBA Champion Houston Rockets
- Member of the gold-medal-winning 1992 United States Olympic Team
- Inducted into Basketball Hall of Fame in 2004
- Selected to the NBA's 50th Anniversary All-Time Team
- Retired as a player after the 1997-98 season; Number (22) was retired on Feb. 3, 2000

Houston's native son, Clyde Drexler, originally gained fame with Hakeem Olajuwon on "Phi Slama Jama" at the University of Houston. Over a decade later, "The Glide" returned to his hometown to team up with "The Dream" to deliver the Rockets second consecutive NBA Championship.

On Feb. 14, 1995, Drexler was traded to Houston with Tracy Murray for Otis Thorpe and the rights to Marcelo Nicola on Feb. 14, 1995. In 35 regular season games with Houston during the 1994-95 season, Drexler averaged 21.4 points on .506 shooting with 7.0 rebounds. Drexler's value soared higher for the Rockets in the 1995 NBA Playoffs, when he served as the Rockets second-leading scorer during their second consecutive championship run. Drexler averaged 20.5 points, 7.0 rebounds and 5.0 assists in 22 playoff games for Houston, as the Rockets became the first-ever sixth seed to win an NBA title. In Houston's 1995 NBA Finals sweep of Shaquille O'Neal and the Orlando Magic, Drexler posted averages of 21.5 points, 9.5 rebounds and 6.8 assists.

Following the Rockets championship run of 1995, Drexler signed a contract extension to play with Houston for three more seasons. He became the 24th player in NBA history to register 20,000 career points on Nov. 24, 1996, at the L.A. Lakers. That same season he earned selection to the NBA's 50th Anniversary All-Time Team during the 1997 NBA All-Star Weekend. On Feb. 16, 1998, Drexler joined John Havlicek and Oscar Robertson as the only players in NBA history to collect 20,000 points, 6,000 rebounds and 6,000 assists in a career. In his final season with the Rockets, Drexler teamed with Houston Comets guard Cynthia Cooper to win the first-ever All-Star 2ball competition during the 1998 All-Star Weekend.

In 219 games with the Rockets, Drexler averaged 19.0 points, 6.1 rebounds, 5.4 assists and 1.88 steals. In Rockets history, his scoring average ranks tied for ninth all-time, his 363 3-pointers rank 11th and his 1,072 3-pointers attempted rank 10th. Drexler will best be remembered for his playoff performances with the Rockets, as he averaged 18.6 points, 6.5 rebounds and 4.9 assists in 51 playoff games with Houston. In Rockets playoff history, he stands tied for second in 3-pointers attempted, third in 3-pointers made, third in free throws made and attempted, sixth in scoring average, fourth in steals, fourth in assists, fourth in points, fifth in field

goals made and attempted, seventh in rebounds, and ninth in blocks. Drexler teamed with Olajuwon to become the third teammate duo in NBA playoff history to each reach 40 points in the same game when he scored 41 points in Game Four of the 1995 Western Conference First Round vs. Utah.

After leading the Rockets in scoring during the 1997-98 season, Drexler retired from the NBA with career averages of 20.4 points, 6.1 rebounds, 5.6 assists and 2.03 steals in 15 seasons with Portland and Houston. He ranks 28th in NBA history with 22,195 career points and seventh with 2,207 career steals. Before being traded to Houston, Drexler played for 11-and-a-half seasons in Portland, leaving as the Blazers all-time leader in games played, minutes played, scoring, field goals made and attempted, free throws made and attempted, total rebounds, offensive rebounds and steals. He was named to the All-NBA First Team in 1992 and played on the gold-medal-winning "Dream Team" in the Olympics following that season. He received both All-NBA Second-Team (1988, 1991) and Third-Team (1990, 1995) honors twice. He was also named to the Rockets 1990s All-Decade Team. The 10-time NBA All-Star collected 25 career triple-doubles, with his last seven coming with the Rockets. Drexler participated in the playoffs in every year he played, placing him among the all-time NBA leaders in postseasons played. He reached the NBA Finals three times, as his Blazers lost to Detroit in 1990 and Chicago in 1992 before he won with the Rockets. His NBA Finals scoring average of 24.5 points per game ranks 11th in NBA history. He ranks 24th among all-time NBA career playoff scorers with 2,963 points.

Prior to entering the NBA, Drexler averaged 14.4 points and 9.9 rebounds per game in three seasons at the University of Houston. He teamed with Olajuwon and Larry Micheaux to form the "Phi Slama Jama" frontcourt that led the Cougars to the NCAA Final Four in 1982 and 1983. Drexler finished as Houston's all-time leader in steals with 268 career thefts. He had his #22 retired by the University of Houston along with Olajuwon's #34 in February 1997. Following his NBA career, Drexler served as the head coach at the University of Houston, as an assistant coach for the Denver Nuggets and currently serves as a broadcaster for the Rockets.

Rockets Retired Numbers

Drexler's Career Highlights

NBA Career Rankings:

7th Steals; 28th Points

NBA Season Rankings:

Steals Per Game: 3rd 1985-86; 5th (3) 1986-87, 1987-88, 1988-89; 8th 1984-85; 10th 1997-98

Scoring Average: 4th (2) 1988-89, 1991-92; 6th 1987-88

Rockets Career Rankings:

1st Steals Average; T-9th Assist Average; T-9th Scoring Average; 10th 3-Pointers Attempted

Drexler's Career Statistics

UNIVERSITY OF HOUSTON STATISTICS

YEAR	G	FG-FGA	PCT	FT-FTA	PCT	REB	AVG	PTS	AVG
1980-81	30	153-303	.505	50-85	.588	314	10.5	356	11.9
1981-82	32	206-362	.569	73-120	.608	336	10.5	485	15.2
1982-83	34	236-440	.536	70-95	.737	298	8.8	542	15.9
TOTALS	96	595-1105	.538	193-300	.643	948	9.9	1383	14.4

NBA REGULAR SEASON STATISTICS

YEAR	G-S	MIN	FGM-A	PCT	3FGM-A	PCT	FTM-A	PCT	REBOUNDS		PF-D	ST	TO	BLK	TP	AVG
									OFF-DEF-TOT	AVG						
1983-84 (POR)	82-3	1408	252-559	.451	1-4	.250	123-169	.728	112-123-235	2.9 153	209-2	107	123	29	628	7.7
1984-85 (POR)	80-43	2555	573-1161	.494	8-37	.216	223-294	.759	217-259-476	6.0 441	265-3	177	223	68	1377	17.2
1985-86 (POR)	75-58	2576	542-1142	.475	12-60	.200	293-381	.769	171-250-421	5.6 600	270-8	197	282	46	1389	18.5
1986-87 (POR)	82-82	3114	707-1408	.502	11-47	.234	357-470	.760	227-291-518	6.3 566	281-7	204	253	71	1782	21.7
1987-88 (POR)	81-80	3060	849-1679	.506	11-52	.212	476-587	.811	261-272-533	6.6 467	250-2	203	236	52	2185	27.0
1988-89 (POR)	78-78	3064	829-1672	.496	27-104	.260	438-548	.799	289-326-615	7.9 450	269-2	213	250	54	2123	27.2
1989-90 (POR)	73-73	2683	670-1357	.494	30-106	.283	333-430	.774	208-299-507	6.9 432	222-1	145	191	51	1703	23.3
1990-91 (POR)	82-82	2852	645-1338	.482	61-191	.319	416-524	.794	212-334-546	6.7 493	226-2	144	232	60	1767	21.5
1991-92 (POR)	76-76	2751	694-1476	.470	114-338	.337	401-505	.794	166-334-500	6.6 512	229-2	138	240	70	1903	25.0
1992-93 (POR)	49-49	1671	350-816	.429	31-133	.233	245-292	.839	126-183-309	6.3 278	159-1	95	115	37	976	19.9
1993-94 (POR)	68-68	2334	473-1105	.428	71-219	.324	286-368	.777	154-291-445	6.5 333	202-2	98	167	34	1303	19.2
1994-95 (POR)	41-41	1428	305-712	.428	87-240	.363	207-248	.835	84-150-234	5.7 208	117-0	74	97	22	904	22.0
1994-95 (HOU)	35-34	1300	266-526	.506	60-168	.357	157-194	.809	68-178-246	7.0 154	89-1	62	89	23	749	21.4
1995-96 (HOU)	52-51	1997	331-764	.433	78-235	.332	265-338	.784	97-276-373	7.2 302	153-0	105	134	24	1005	19.3
1996-97 (HOU)	62-62	2271	397-899	.442	119-335	.355	201-268	.750	118-255-373	6.0 354	151-0	119	156	36	1114	18.0
1997-98 (HOU)	70-70	2473	452-1059	.427	106-334	.317	277-346	.801	105-241-346	4.9 382	193-0	126	189	42	1287	18.4
ROCKETS	219-217	8041	1446-3248	.445	363-1072	.339	900-1146	.785	388-950-1338	6.1 1192	586-1	412	568	125	4155	19.0
TOTALS	1086-950	37537	8335-17673	.472	827-2603	.318	4698-5962	.788	2615-4062-6677	6.1 6125	3285-33	2207	2977	719	22195	20.4

NBA PLAYOFF STATISTICS

YEAR	G	MIN	FGM-A	PCT	3FGM-A	PCT	FTM-A	PCT	REBOUNDS		PF-D	ST	TO	BLK	TP	AVG
									OFF-DEF-TOT	AVG						
1983-84 (POR)	5-0	85	15-35	.429	0-1	.000	6-7	.857	7-10-17	3.4 8	11-0	5	7	1	36	7.2
1984-85 (POR)	9-9	339	55-134	.410	2-7	.286	38-45	.844	27-28-55	6.1 83	37-0	23	29	9	150	16.7
1985-86 (POR)	4-4	145	26-57	.456	2-5	.400	18-23	.783	9-16-25	6.3 26	19-1	6	19	3	72	18.0
1986-87 (POR)	4-4	153	36-79	.456	1-4	.250	23-29	.793	16-14-30	7.5 15	16-1	7	6	3	96	24.0
1987-88 (POR)	4-4	170	32-83	.386	3-6	.500	21-29	.724	12-16-28	7.0 21	14-0	12	12	2	88	22.0
1988-89 (POR)	3-3	128	35-71	.493	0-2	.000	13-17	.765	13-7-20	6.7 25	11-0	6	12	2	83	27.7
1989-90 (POR)	21-21	853	172-390	.441	9-41	.220	96-124	.774	63-88-151	7.2 150	72-2	53	67	18	449	21.4
1990-91 (POR)	16-16	633	128-269	.476	15-56	.268	76-98	.776	40-89-129	8.1 129	56-0	34	61	16	347	21.7
1991-92 (POR)	21-21	847	198-425	.466	19-81	.235	138-171	.807	60-95-155	7.4 147	77-2	31	58	20	553	26.3
1992-93 (POR)	3-3	116	18-43	.419	5-12	.417	16-20	.800	8-11-19	6.3 14	9-0	5	3	3	57	19.0
1993-94 (POR)	4-4	157	31-73	.425	3-13	.231	19-23	.826	10-31-41	10.3 22	7-0	8	9	2	84	21.0
1994-95 (HOU)	22-22	849	155-322	.481	30-99	.303	110-140	.786	45-109-154	7.0 111	68-1	33	45	15	450	20.5
1995-96 (HOU)	8-8	292	49-118	.415	9-34	.265	26-34	.765	15-47-62	7.8 40	22-0	21	20	4	133	16.6
1996-97 (HOU)	16-16	623	105-241	.436	38-102	.373	42-54	.778	25-64-89	5.6 77	52-0	26	36	7	290	18.1
1997-98 (HOU)	5-5	182	21-68	.309	5-26	.192	28-37	.757	9-18-27	5.4 23	15-0	8	13	3	75	15.0
ROCKETS	51-51	1946	330-749	.441	82-261	.314	206-265	.777	94-238-332	6.5 251	157-1	88	114	29	948	18.6
TOTALS	145-140	5572	1076-2408	.447	141-489	.288	670-851	.787	359-643-1002	6.9 891	486-7	278	397	108	2963	20.4

Bold and underlined indicates Rockets statistical leader.




History

Moses Malone

Born: March 23, 1955
Hometown: Petersburg, Virginia
High School: Petersburg

#24



- Drafted by Portland in the 1976 ABA Dispersal Draft
- NBA MVP (1979, 1982, 1983)
- All-NBA First Team (1979, 1982-83, 1985), Second Team (1980-81, 1984, 1987)
- NBA All-Defensive First Team (1983), Second Team (1979)
- 12-Time NBA All-Star (1978-89)
- Holds NBA career record for most offensive rebounds
- Selected to the NBA's 50th Anniversary All-Time Team
- Inducted into Basketball Hall of Fame in 2001
- Retired as a player prior to the 1995-96 season; Number (24) was retired on April 19, 1998

The fifth-leading rebounder and seventh-leading scorer in NBA history, Moses Malone is a legend that not only made a big impact on the game of basketball, but left a lasting impression with the City of Houston. A two-time NBAMVP in Houston, Malone averaged 24.0 points and a franchise-record 15.0 rebounds in six seasons with the Rockets. Malone also set the franchise single-season record for points in 1982 and rebounds in 1979. Malone was honored for his accomplishments in 2001 with his induction into the Naismith Basketball Hall of Fame.

"When you look back over the 25 years that I played, the game did me good," Malone said following his selection to the Hall of Fame. "The opportunity to be an All-Star for so many years, to be one of the 50 greatest players and then to get the call to be in the Hall of Fame."

After being named Parade High School Player of the Year in Petersburg, Virginia, Malone bypassed college and went directly into the American Basketball Association (ABA), playing with the Utah Stars and the St. Louis Spirits from 1974-76. Malone found himself on the Buffalo Braves roster when the ABA merged with the NBA in 1976. However, Malone only played two games with the Braves before he was sent to the Rockets on Oct. 24, 1976, in exchange for two first-round draft picks. During his first NBA season, Malone averaged 13.2 points and 13.1 rebounds, leading the league in offensive rebounds.

During the 1978-79 season, Malone won his first of three NBA MVP awards by averaging 24.8 points and a league-best 17.6 rebounds per game. The 1978-79 season also marked the first of four consecutive years in which Malone led Houston in points, rebounds and blocked shots.

Malone and his Rockets teammates made history together during the 1980-81 season as the second team ever to win a conference championship and reach the NBA Finals with a losing record. Despite Malone averaging 27.8 points and 14.8 rebounds per game in the 1980-81 season, most people didn't expect the Rockets to get past the first round with a 40-42 regular season record. However, the Rockets upset the reigning NBA Champion Lakers in the first round. Despite the Rockets inspired play in the playoffs, they fell to Larry Bird and the Celtics in the 1981 NBA Finals.

Malone averaged 31.1 points and a league-leading 14.7 rebounds en route to his second MVP award in the 1981-82 season. During that season, he set Rockets records with 13 consecutive 30-point games and three consecutive 40-point games.

On Sept. 15, 1982, Malone was traded to the Philadelphia 76ers in exchange for Caldwell Jones and their 1983 first-round draft pick. Malone claimed MVP honors for the regular season and the NBA Finals in his first season with the 76ers, teaming with Julius Erving to win the NBA title for Philadelphia.

After leaving Houston, Malone played 13 more seasons, including stints with Philadelphia, Washington, Atlanta, Milwaukee and San Antonio. He retired in 1995 with 29,580 points and 17,834 rebounds in 1,455 ABA and NBA games, ranking seventh all-time in major league points and third all-time in rebounds.

A 12-time NBA All-Star, Malone led the NBA in rebounding six times and averaged more than 20 points per game for 11 consecutive seasons. A three-time NBA MVP, Malone was named to the All-NBA First Team four times and the All-NBA Second Team four times. He was named NBA All-Defensive First Team once and All-Defensive Second Team once. Malone earned selection to the NBA's 50th Anniversary All-Time Team during the 1997 NBA All-Star Weekend. He was also named to the Rockets 1970s All-Decade Team in 2012. During his 19-year NBA career, Malone scored 27,409 points and grabbed 16,212 rebounds. In 1,329 regular season games, he averaged 20.6 points and 12.2 rebounds. In 94 playoff games, he averaged 22.1 points and 13.8 boards.

Malone holds a number of NBA records, including the career record for most offensive rebounds (6,731); single-season record for most offensive rebounds (587); single-game record for most offensive rebounds (21). He also ranks second all-time for most free throws made (8,531); fourth most free throws attempted (11,090); sixth most defensive rebounds (9,481); 10th most games played (1,329); and 13th most minutes played (45,071). He also holds the single-game record for most offensive rebounds in the playoffs (15).

Rockets Retired Numbers

Malone's Career Highlights

NBA Career Rankings:

1st Offensive Rebounds; 2nd Free Throws Made; 4th Free Throws Attempted; 5th Total Rebounds; 6th Defensive Rebounds; 7th Points; 10th Games Played; 13th Minutes Played

NBA Season Rankings:

Scoring Average: 2nd (2) 1980-81, 1981-82; 4th (3) 1978-79, 1979-80, 1982-83; 7th 1985-86; 9th (2) 1984-85, 1986-87
Rebounding Average: Led NBA (6) 1978-79, 1980-81, 1981-82, 1982-83, 1983-84, 1984-85; 2nd (2) 1977-78, 1979-80; 3rd 1976-77;
4th (2) 1985-86, 1988-89; 8th 1986-87; 9th (2) 1986-87, 1989-90
Blocked Shots: 7th 1976-77; 10th 1982-83

Rockets Career Rankings:

1st Rebounding Average; 2nd Scoring Average; 2nd Free Throws Attempted; 3rd Blocked Shots; 3rd Rebounds; 3rd Free Throws Made; 5th Points; 5th Field Goals Made; 6th Field Goals Attempted; 7th Minutes

Malone's Career Statistics

ABA REGULAR SEASON STATISTICS									REBOUNDS								
YEAR	G-S	MIN	FGM-A	PCT	3FGM-A	PCT	FTM-A	PCT	OFF-DEF-TOT	REB AVG	AST	PF-D	ST	TO	BLK	TP	AVG
1974-75 (UTA)	83	3205	591-1034	.572	0-1	.000	375-591	.635	1209	14.6	82	-	-	-	-	1557	18.8
1975-76 (STL)	43	1168	251-488	.514	0-2	.000	112-183	.612	413	9.6	58	-	-	-	-	614	14.3
TOTALS	126	4373	842-1522	.553	0-3	.000	487-774	.629	1622	12.9	140	-	-	-	-	2171	17.2

NBA REGULAR SEASON STATISTICS								REBOUNDS									
YEAR	G-S	MIN	FGM-A	PCT	3FGM-A	PCT	FTM-A	PCT	OFF-DEF-TOT	AVG	AST	PF-D	ST	TO	BLK	TP	AVG
1976-77 (BUF-HOU)	82-70	2506	389-810	.480	-	-	305-440	.693	437-635-1072	13.1	89	275-3	67	-	181	1083	13.2
1977-78 (HOU)	59-59	2107	413-828	.499	-	-	318-443	.718	380-506-886	15.0	31	179-2	48	220	76	1144	19.4
1978-79 (HOU)	82-82	3390	716-1325	.540	-	-	599-811	.739	587-857-1444	17.6	147	223-0	79	326	119	2031	24.8
1979-80 (HOU)	82-82	3140	778-1549	.502	0-6	.000	563-783	.719	573-817-1190	14.5	147	210-0	80	300	107	2119	25.8
1980-81 (HOU)	80-80	3245	806-1545	.522	1-3	.333	609-804	.757	474-706-1180	14.8	141	223-0	83	308	150	2222	27.8
1981-82 (HOU)	81-81	3398	945-1822	.519	0-6	.000	630-827	.762	558-630-1188	14.7	142	208-0	76	294	125	2520	31.1
1982-83 (PHI)	78-78	2922	654-1305	.501	0-1	.000	600-788	.761	445-749-1194	15.3	101	206-0	89	264	157	1908	24.5
1983-84 (PHI)	71-71	2613	532-1101	.483	0-4	.000	545-727	.750	352-598-950	13.4	96	188-0	71	250	110	1609	22.7
1984-85 (PHI)	79-79	2957	602-1284	.469	0-2	.000	737-904	.815	385-646-1031	13.1	130	216-0	67	286	123	1941	24.6
1985-86 (PHI)	74-74	2706	571-1246	.458	0-1	.000	617-784	.787	339-533-872	11.8	90	194-0	67	261	71	1759	23.8
1986-87 (WAS)	73-70	2488	595-1311	.454	0-11	.000	570-692	.824	340-484-824	11.3	120	139-0	59	202	92	1760	24.1
1987-88 (WAS)	79-78	2692	531-1090	.487	2-7	.286	543-689	.788	372-512-884	11.2	112	160-0	59	249	72	1607	20.3
1988-89 (ATL)	81-80	2878	538-1096	.491	0-12	.000	561-711	.789	386-570-956	11.8	112	154-0	79	245	100	1637	20.2
1989-90 (ATL)	81-81	2735	517-1077	.480	1-9	.111	493-631	.781	364-448-812	10.0	130	158-0	47	232	84	1528	18.9
1990-91 (ATL)	82-17	1912	280-598	.468	0-7	.000	309-372	.831	271-396-667	8.1	68	134-0	30	137	74	869	10.6
1991-92 (MIL)	82-77	2511	440-929	.474	3-8	.375	396-504	.786	320-424-744	9.1	93	136-0	74	150	64	1279	15.6
1992-93 (MIL)	11-0	104	13-42	.310	-	-	24-31	.774	22-24-46	4.2	7	6-0	1	10	8	50	4.5
1993-94 (PHI)	55-0	618	102-232	.440	0-1	.000	90-117	.769	106-120-226	4.1	34	52-0	11	59	17	294	5.3
1994-95 (SA)	17-0	149	13-35	.371	1-2	.500	22-32	.688	20-26-46	2.7	6	15-0	2	11	3	49	2.9
ROCKETS	464-455	17780	4047-7879	.514	1-15	.067	3024-4108	.736	3009-3950-6959	15.0	697	1317-5	433	1448	758	11119	24.0
NBA	1329-1159	45071	9435-19225	.491	8-80	.100	8531-11090	.769	6731-9481-16212	12.2	1796	3076-0	1089	3804	1733	27409	20.6
ABA/NBA	1455	49444	10277-20750	.495	8-83	.096	9018-11864	.760	7382-10452-17834	12.3	1936	-	1199	4264	1889	29580	20.3


NBA PLAYOFF STATISTICS						REBOUNDS				REB									
YEAR	G-S	MIN	FGM-A	PCT	3FGM-A	PCT	FTM-A	PCT	OFF-DEF-TOT	AVG	AST	PF-D	ST	TO	BLK	TP	AVG		
1977 (HOU)	12-12	518	81-162	.500	-	-	63-91	.692	84-119-203	16.9	7	42-0	13	-	21	225	18.8		
1979 (HOU)	2-2	78	18-41	.439	-	-	13-18	.722	25-16-41	20.5	2	5-0	1	8	8	49	24.5		
1980 (HOU)	7-7	275	74-138	.536	0-1	.000	33-43	.767	42-55-97	13.9	7	18-0	4	22	18	181	25.9		
1981 (HOU)	21-21	955	207-432	.479	0-2	.000	148-208	.712	125-180-305	14.5	35	54-0	13	59	34	562	26.8		
1982 (HOU)	3-3	136	29-67	.433	-	-	14-15	.933	28-23-51	17.0	10	8-0	2	6	2	72	24.0		
1983 (PHI)	13-13	524	126-235	.536	0-1	.000	86-120	.717	70-136-206	15.8	20	40-0	19	40	25	338	26.0		
1984 (PHI)	5-5	212	38-83	.458	-	-	31-32	.969	20-49-69	13.8	7	15-0	3	21	11	107	21.4		
1985 (PHI)	13-13	505	90-212	.425	0-1	.000	82-103	.796	36-102-138	10.6	24	39-0	17	23	22	262	20.2		
1987 (PHI)	3-3	114	21-47	.447	-	-	20-21	.952	15-23-38	12.7	5	5-0	0	8	3	62	20.7		
1988 (WAS)	5-5	198	30-65	.462	0-1	.000	33-40	.825	22-34-56	11.2	7	9-0	3	15	4	93	18.6		
1989 (WAS)	5-5	197	32-64	.500	1-1	1.000	40-51	.784	27-33-60	12.0	9	5-0	7	11	4	105	21.0		
1991 (ATL)	5-0	84	4-20	.200	-	-	13-14	.929	16-15-31	6.2	3	4-0	2	2	1	21	4.2		
ROCKETS	45-45	1962	409-840	.487	0-3	.000	271-375	.723	304-393-697	15.5	61	127-0	33	95	81	1089	24.2		
TOTALS	94-89	3796	750-1566	.479	0-7	.143	576-756	.762	510-785-1295	13.8	136	244-0	84	215	151	2077	22.1		

Bold and underlined indicates Rockets statistical leader.

Calvin Murphy

Born: May 9, 1948
Hometown: Norwalk, Connecticut
High School: Norwalk
College: Niagara '70

#23



- Drafted by Rockets, 2nd Round, 18th overall pick in 1970 NBA Draft
- NBA All-Star (1979)
- NBA All-Rookie Team (1970-71)
- Ranks second in Rockets history in career points
- Recipient of the NBA's J. Walter Kennedy Citizenship Award in 1979
- Holds the NBA's second-highest, single-season free throw percentage .958 (1980-81)
- Inducted into Basketball Hall of Fame in 1993
- Retired as a player prior to the 1983-84 season; Number (23) was retired on March 17, 1984

Calvin Murphy enjoyed one of the greatest moments of his life on May 10, 1993, when he was inducted into the Naismith Basketball Hall of Fame.

"My only dream was that I wanted to start for my high school basketball team, the Norwalk High School Bears," said Murphy, who played his entire 13-year NBA career with the Rockets from 1970-83. "Going to the Hall of Fame was beyond my wildest dreams."

Murphy became the first Hall of Famer to play his entire career with the Rockets, as he averaged 17.9 points and 4.4 assists in 1,002 career games. In 2012, he was named to the Rockets 1970s All-Decade Team. He still ranks seventh on the all-time NBA free throw percentage list at .892. In 1980-81, Murphy posted a free throw percentage of .958 (206-215 FT), which was the NBA single-season record until Jose Calderon of Toronto hit .981 (151-154 FT) from the line in 2008-09. During Murphy's 1980-81 campaign, he also set a then-NBA record by making 78 consecutive free throws from Dec. 27-Feb. 20, which stood for over a decade until Micheal Williams of Minnesota made 84 straight at the end of the 1992-93 season.

The 5-foot-9 Murphy, who scored 17,949 career points, stands with Avery Johnson as the only two players under six feet to play in 1,000 NBA games. Murphy still owns the Rockets career record with 4,402 assists and holds the eighth best field goal percentage (.482) among NBA guards who have scored at least 15,000 points.

Murphy led the NBA in free throw percentage twice (1980-81, 1982-83) and finished among the top five in nine other seasons. Murphy, Ray Allen, Rick Barry, Chauncey Billups, Reggie Miller, Steve Nash and Mark Price are the only players in league history to have shot .900 or better from the line in six or more seasons.

Murphy stands with Hakeem Olajuwon and Kevin Martin as the only Rockets to rank in the NBA top-10 in four statistical categories in one season, as the Rockets guard accomplished this feat during the 1973-74 season. That year, Murphy ranked second in the NBA with 7.4 assists per game, fourth with a field goal percentage of .522, sixth with a free throw percentage of .868 and ninth with 1.94 steals per game. He also finished that season ranked 19th among scoring leaders with 20.4 points per game.

The San Diego Rockets selected Murphy in the second round in 1970 with the 18th overall pick. The former Niagara University star went on to earn NBA All-Rookie First-Team honors (other First-Team members: Pete Maravich, Bob Lanier, Dave Cowens and Geoff Petrie) and finish fourth in the Rookie of the Year balloting.

Murphy's best year came during the 1977-78 season, when he ranked fifth in the NBA with a career-high 25.6 points per game. He reached 30 points 23 times and scored 40 points three times during that year, including the Rockets single-game scoring record of 57 points vs. New Jersey on March 18, 1978. Murphy averaged better than 20 points in five of 13 seasons, including three consecutive years from 1977-80. In a season, he led the Rockets in points twice, assists three times, steals five times and free throw percentage 10 times.

Murphy scored better than 40 points seven times during the regular season in his NBA career – only Olajuwon (32), Elvin Hayes (25), Moses Malone (22) and Tracy McGrady (15) have had more 40-point games in Rockets history.

A 1979 NBA All-Star, Murphy had one of the most brilliant careers in NCAA Division I history. He was a three-time consensus All-American (First Team 1969 and 1970, Second Team 1968). Murphy averaged 33.1 points in 77 games – still the fourth-best average in Division I history (44.2 by Pete Maravich of LSU, 34.6 by Austin Carr of Notre Dame, 33.8 by Oscar Robertson of Cincinnati). His 68 points on Dec. 7, 1968 vs. Syracuse is still the third-best mark against a Division I opponent. Only five players in NCAA history averaged more points in a season than Murphy, who scored 38.2 points per game during the 1967-68 season. He scored 30 or more points in 42 of the 77 games he played for Niagara, reaching 40 points on 19 occasions and 50 points six times.

Murphy averaged double figures in points during every season he played organized basketball, spanning from high school to the NBA. Following his retirement as a player, he has worked with the Rockets organization as an assistant coach, a broadcaster and a community services advisor.

Rockets Retired Numbers

Murphy's Career Highlights

NBA Career Rankings:

7th Free Throw Percentage

NBA Season Rankings:

Free Throw Percentage: Led NBA (2) 1980-81, 1982-83; 2nd (7) 1971-73, 1974-76, 1977-80; 3rd 1976-77; 6th 1973-74; 10th 1970-71

Scoring Average: 5th 1977-78; 11th 1975-76; 20th 1973-74

Assists Per Game: 2nd 1973-74; 3rd 1975-76

Field Goal Percentage: 4th 1973-74

Steals Per Game: 9th 1973-74

Rockets Career Rankings:

1st Assists; 2nd Points, 2nd Games Played, 2nd Minutes Played; 2nd Steals; 2nd Field Goals Made; 2nd Field Goals Attempted; 2nd Free Throws Made; 3rd Free Throws Attempted; 3rd Free Throw Percentage; 12th Scoring Average

Murphy's Career Statistics

NIAGARA STATISTICS

YEAR	G	FG-FGA	PCT	FT-FTA	PCT	REB	AVG	PTS	AVG
1967-68	24	337-772	.437	242-288	.840	118	4.9	916	38.2
1968-69	24	294-700	.420	190-230	.826	87	3.6	778	32.4
1969-70	29	316-692	.457	222-252	.881	103	3.6	854	29.4
TOTALS	77	947-2164	.438	654-770	.847	308	4.0	2548	33.1

NBA REGULAR SEASON STATISTICS

YEAR	G-S	MIN	FGM-A	PCT	3FGM-A	PCT	FTM-A	PCT	REBOUNDS OFF-DEF-TOT	AST	PF-D	ST	TO	BLK	TP	AVG
1970-71 (SD)	82-0	2020	471-1029	.458	-	-	356-434	.820	245	4.0	329	263-4	-	-	-	1298 15.8
1971-72 (HOU)	82-40	2538	571-1255	.455	-	-	349-392	.890	258	4.8	393	298-6	-	-	-	1491 18.2
1972-73 (HOU)	77-13	1697	381-820	.465	-	-	239-269	.888	149	3.8	262	211-3	-	-	-	1001 13.0
1973-74 (HOU)	81-79	2922	671-1285	.522	-	-	310-357	.868	51-137-188	7.4	603	310-8	157	-	4	1652 20.4
1974-75 (HOU)	78-52	2513	557-1152	.484	-	-	341-386	.883	52-121-173	4.9	381	281-8	128	-	4	1455 18.7
1975-76 (HOU)	82-82	2995	675-1369	.493	-	-	372-410	.907	52-157-209	7.3	596	294-3	151	-	6	1722 21.0
1976-77 (HOU)	82-80	2764	596-1216	.490	-	-	272-307	.886	54-118-172	4.7	386	281-6	144	-	8	1464 17.9
1977-78 (HOU)	76-72	2900	852-1737	.491	-	-	245-267	.918	57-107-164	3.4	259	241-4	112	173	3	1949 25.6
1978-79 (HOU)	82-81	2941	707-1424	.496	-	-	246-265	.928	78-95-173	4.3	351	288-5	117	187	6	1660 20.2
1979-80 (HOU)	76-75	2676	624-1267	.493	1-25	.040	271-302	.897	68-82-150	3.9	299	269-3	143	162	9	1520 20.0
1980-81 (HOU)	76-11	2014	528-1074	.492	4-17	.235	206-215	.958	33-54-87	2.9	222	209-0	111	129	6	1266 16.7
1981-82 (HOU)	64-0	1204	277-648	.427	1-16	.063	100-110	.909	20-41-61	2.5	163	142-0	43	82	1	655 10.2
1982-83 (HOU)	64-0	1423	337-754	.447	4-14	.286	138-150	.920	34-40-74	2.5	158	163-3	59	89	4	816 12.8
TOTALS	1002-585	30607	7247-15030	.482	10-72	.139	3445-3864	.892	499-952-2103	4.4	4402	3250-53	1165	822	51	17949 17.9

SINGLE GAME HIGHS

YEAR	MIN	REB	AST	ST	TO	BL	PTS	MIN	REB	AST	STL	TO	BLK	PTS
1970-71	48	7	11	-	-	-	36	24.6	3.0	4.0	-	-	-	15.8
1971-72	46	8	12	-	-	-	35	31.0	3.2	4.8	-	-	-	18.2
1972-73	43	7	10	-	-	-	31	22.0	1.9	3.4	-	-	-	13.0
1973-74	51	7	15	9	-	1	39	36.1	2.3	7.4	1.94	-	0.05	20.4
1974-75	46	6	10	6	-	1	45	32.2	2.2	4.9	1.64	-	0.05	18.7
1975-76	48	8	16	6	-	1	40	36.5	2.6	7.3	1.84	-	0.07	21.0
1976-77	46	7	12	7	-	1	34	33.7	2.1	4.7	1.76	-	0.10	17.9
1977-78	48	7	8	5	5	1	57	38.2	2.2	3.4	1.47	2.3	0.04	25.6
1978-79	47	8	11	6	6	1	38	35.9	2.1	4.3	1.43	2.3	0.07	20.2
1979-80	47	6	10	6	7	1	37	35.2	2.0	3.9	1.88	2.1	0.12	20.0
1980-81	40	6	7	5	6	2	42	26.5	1.2	2.9	1.46	1.7	0.08	16.7
1981-82	38	6	7	4	5	1	33	18.8	1.0	2.6	0.67	1.3	0.02	10.2
1982-83	36	5	7	3	6	2	32	22.2	1.2	2.5	0.92	1.4	0.06	12.8
TOTALS	51	8	16	9	7	2	57	30.6	2.1	4.4	1.53	-	-	17.9

NBA PLAYOFF STATISTICS

YEAR	G-S	MIN	FGM-A	PCT	3FGM-A	PCT	FTM-A	PCT	REBOUNDS OFF-DEF-TOT	AST	PF-D	ST	TO	BLK	TP	AVG
1975 (HOU)	8-8	305	72-156	.462	-	-	51-57	.895	9-10-19	5.6	45	36-2	14	-	1	195 24.4
1977 (HOU)	12-12	420	102-213	.479	-	-	28-30	.933	7-12-19	6.3	75	47-1	19	-	2	232 19.3
1979 (HOU)	2-2	73	9-31	.290	-	-	8-9	.889	2-1-3	3.0	6	9-0	8	2	1	26 13.0
1980 (HOU)	7-7	265	58-108	.537	2-4	.500	13-13	1.000	4-6-10	3.7	26	29-1	11	16	0	131 18.7
1981 (HOU)	19-1	540	142-287	.495	2-7	.286	58-60	.967	7-17-24	3.0	57	69-0	26	42	0	344 18.1
1982 (HOU)	3-0	57	5-22	.227	0-3	.000	7-8	.875	2-1-3	1.3	4	7-0	1	4	0	17 5.7
TOTALS	51-30	1660	388-817	.475	4-14	.286	165-177	.932	31-47-78	4.2	213	197-4	79	64	4	945 18.5

Hakeem Olajuwon


Born: January 21, 1963

Hometown: Lagos, Nigeria

High School: Muslims Teachers College (Nigeria)

College: Houston '84

#34



- Drafted by Rockets, 1st Round, 1st overall pick in 1984 NBA Draft
- NBA Most Valuable Player (1994); NBA Finals Most Valuable Player (1994, 1995)
- NBA Defensive Player of the Year (1993, 1994)
- 12-Time NBA All-Star (1985-90, 1992-97)
- Stands as the NBA's all-time blocked shots leader with 3,830 career blocks
- Selected to the NBA's 50th Anniversary All-Time Team
- Inducted into Basketball Hall of Fame in 2008
- Retired as a player after the 2001-2002 season; Number (34) was retired on Nov. 9, 2002

For two decades, Hakeem "The Dream" Olajuwon dedicated himself to winning for the City of Houston. By the end of his career, he had secured his place among the most legendary icons in sports. The NBA's all-time blocked shots leader brought Houston its first major sports championships by leading the Rockets to back-to-back NBA Championships in 1994 and 1995. In 2001, Olajuwon finished his 17-year career with the Rockets as the franchise's all-time leader in 26 regular season and postseason statistical categories.

Rockets Owner Leslie Alexander honored Olajuwon for his many contributions to the Rockets organization with the unveiling of a commissioned bronze sculpture in front of Toyota Center during a special ceremony on April 11, 2008.

Inducted into the Naismith Memorial Basketball Hall of Fame in 2008, Olajuwon also received several honors during his tenure with the Rockets. Upon entering the league, he was named to the NBA All-Rookie Team with Michael Jordan and Charles Barkley in 1985. Over the next 14 years, he was selected to All-NBA First Team six times (1987-89, 1993-94, 1997), Second Team three times (1986, 1990, 1996), and Third Team three times (1991, 1995, 1999). The 12-time All-Star was also chosen for the NBA All-Defensive First Team five times (1987-88, 1990, 1993-94) and Second Team four times (1985, 1991, 1996-97). The Texas Sports Hall of Fame inducted Olajuwon on Jan. 27, 1999.

In NBA history, Olajuwon ranks ninth with 26,946 points, 12th with 13,748 rebounds, eighth with 2,162 steals and first with 3,830 blocked shots. In 1,177 career games with the Rockets, he averaged 22.5 points, 11.4 rebounds, 1.77 steals and 3.18 blocked shots. Overall with Houston, Olajuwon ranks first all-time in years played, games played, points, rebounds, defensive rebounds, offensive rebounds, steals, blocked shots, free throws made and attempted, field goals made and attempted, as well as minutes played. He also stands fourth in Rockets history in scoring average and third in assists.

Olajuwon led the Rockets to the playoffs 14 times, averaging 26.6 points, 11.4 rebounds and 3.34 blocks in 140 career playoff contests. In NBA playoff history, he ranks third in blocks (472), 11th in points (3,755) and ninth in scoring average (25.9). In 1986, Olajuwon and Ralph Sampson led the Rockets to the NBA Finals. In

1994, he averaged 28.9 points and 11.0 rebounds in Houston's trek to its first NBA title. The following year, he posted averages of 33.0 points and 10.3 rebounds as the Rockets won their second consecutive NBA Championship. Olajuwon stands as the team's all-time playoff leader in postseasons played, games played, minutes, points, field goals made and attempted, free throws made and attempted, rebounds, assists, steals and blocks. He also ranks second in postseason scoring average.

During the 1988-89 season, Olajuwon became the first player in NBA history to reach 200 blocks and 200 steals in one year. The following season, he led the NBA with career highs of 14.0 rebounds and 4.59 blocks, standing as one of two rebounding titles and one of three blocked shots crowns. On March 29, 1990 vs. Milwaukee, he recorded a quadruple-double, marking one of 14 career triple-doubles.

In 1994, Olajuwon became the first player in league history to win the NBA MVP, Defensive Player of the Year and NBA Finals MVP in the same season. This also marked his second consecutive Defensive Player of the Year award and the first of two consecutive NBA Finals MVP awards.

Born in Nigeria, Olajuwon earned American citizenship and represented his country as a member of the gold-medal-winning 1996 United States Olympic Team. Selected to the Rockets 30-Year Team in 1998, he was also named to the Rockets All-Decade Teams of the 1980s and 1990s, and was chosen one of the 50 Greatest Players in NBA History on Oct. 29, 1996.

Olajuwon came to Houston in 1980 as a freshman at the University of Houston, teaming with Clyde Drexler and Larry Micheaux to form the "Phi Slama Jama" frontcourt. Olajuwon led the Cougars to the NCAA Final Four in three straight seasons. After topping the NCAA with averages of 13.5 rebounds and 5.6 blocks to earn consensus All-America First-Team honors, Olajuwon was selected by the Rockets with the first overall pick of the 1984 NBA Draft. He was later selected the Southwest Conference Player of the Decade and his #34 was retired by the University of Houston along with Drexler's #22 in Feb. 1997.

Rockets Retired Numbers

Olajuwon's Career Highlights

NBA Career Rankings:

1st Blocked Shots; 5th Defensive Rebounds; 8th Field Goals Made; 8th Steals; 8th Offensive Rebounds; 9th Points; 10th Field Goals Attempted; 12th Rebounds

NBA Season Rankings:

Scoring Average: 2nd (2) 1994-95, 1995-95; 3rd 1993-94; 4th 1992-93; 7th 1996-97; 8th 1985-86; 9th 1989-90; 10th (2) 1987-88, 1988-89

Rebounding Average: Led NBA (2) 1988-89, 1989-90; 3rd (2) 1987-88, 1992-93; 4th (2) 1984-85, 1993-94; 5th 1991-92; 6th 1995-96;

7th 1994-95; 8th 1986-87

Blocked Shots Per Game: Led NBA (3) 1989-90, 1990-91, 1992-93; 2nd (4) 1984-85, 1991-92, 1993-94, 1994-95; 3rd (2) 1985-86,

1986-87; 4th (3) 1987-88, 1988-89, 1995-96; 7th 1996-97; 8th 1998-99

Steals Per Game: 6th 1988-89; 8th 1989-90; 9th 1994-95; 10th 1987-88

Field Goal Percentage: 3rd 1998-99; 10th 1993-94

Rockets Career Rankings:

1st Points; 1st Rebounds; 1st Blocked Shots; 1st Steals; 1st Games; 1st Minutes; 1st Field Goals Made; 1st Field Goals Attempted;

1st Free Throws Made; 1st Free Throws Attempted; 3rd Assists; 4th Scoring Average

Olajuwon's Career Statistics

UNIVERSITY OF HOUSTON STATISTICS

YEAR	G	FG-FGA	PCT	FT-FTA	PCT	REB	AVG	PTS	AVG
1981-82	29	91-150	.607	58-103	.563	179	6.2	240	8.3
1982-83	34	192-314	.611	88-148	.595	388	11.4	472	13.9
1983-84	37	249-369	.675	122-232	.526	500	13.5	620	16.8
TOTALS	100	532-833	.639	268-483	.555	1067	10.7	1332	13.3

NBA REGULAR SEASON STATISTICS

YEAR	G-S	MIN	FGM-A	PCT	3FGM-A	PCT	FTM-A	PCT	REBOUNDS OFF-DEF-TOT	REB AVG	AST	PF-D	ST	TO	BLK	TP	AVG
1984-85 (HOU)	82-82	2914	677-1258	.538	0-0	.000	338-551	.613	440-534-974	11.9	111	344-10	99	234	220	1692	20.6
1985-86 (HOU)	68-68	2467	625-1188	.526	0-0	.000	347-538	.645	333-448-781	11.5	137	271-9	134	195	231	1597	23.5
1986-87 (HOU)	75-75	2760	677-1332	.508	1-5	.200	400-570	.702	315-543-858	11.4	220	294-8	140	228	254	1755	23.4
1987-88 (HOU)	79-79	2825	712-1385	.514	0-4	.000	381-548	.695	302-657-959	12.1	163	324-7	162	243	214	1805	22.8
1988-89 (HOU)	82-82	3024	790-1556	.508	0-10	.000	454-652	.696	338-767-1105	13.5	149	329-10	213	275	282	2034	24.8
1989-90 (HOU)	82-82	3124	806-1609	.501	1-6	.167	382-536	.713	299-850-1149	14.0	234	314-6	174	316	376	1995	24.3
1990-91 (HOU)	56-50	2062	487-959	.508	0-4	.000	213-277	.769	219-551-770	13.8	131	221-5	121	174	221	1187	21.2
1991-92 (HOU)	70-69	2636	591-1177	.502	0-1	.000	328-428	.766	246-599-845	12.1	157	263-7	127	187	304	1510	21.6
1992-93 (HOU)	82-82	3242	848-1603	.529	0-8	.000	444-570	.779	283-785-1068	13.0	291	305-5	150	262	342	2140	26.1
1993-94 (HOU)	80-80	3277	894-1694	.528	8-19	.421	388-542	.716	229-726-955	11.9	287	289-4	128	271	297	2184	27.3
1994-95 (HOU)	72-72	2853	798-1545	.517	3-16	.188	406-537	.756	172-603-775	10.8	255	250-3	133	237	242	2005	27.8
1995-96 (HOU)	72-72	2797	768-1494	.514	3-14	.214	397-548	.724	176-608-784	10.9	257	242-0	113	247	207	1936	26.9
1996-97 (HOU)	78-78	2852	727-1426	.510	5-16	.333	351-446	.787	173-543-716	9.2	236	249-3	117	281	173	1810	23.2
1997-98 (HOU)	47-45	1633	306-633	.483	0-3	.000	160-212	.755	116-344-460	9.8	143	152-0	84	126	96	772	16.4
1998-99 (HOU)	50-50	1784	373-725	.514	4-13	.308	195-272	.717	106-372-478	9.6	88	160-3	82	139	123	945	18.9
1999-00 (HOU)	44-28	1049	193-421	.458	0-2	.000	69-112	.616	65-209-274	6.2	61	88-0	41	73	70	455	10.3
2000-01 (HOU)	58-55	1545	283-568	.498	0-1	.000	123-198	.621	124-307-431	7.4	72	141-0	70	81	88	689	11.9
2001-02 (TOR)	61-37	1378	194-418	.464	0-2	.000	47-84	.560	98-268-366	6.0	66	147-0	74	98	90	435	7.1
ROCKETS	1177-1149	42844	10555-20573	.513	25-122	.205	5376-7537	.713	3936-9446-13382	11.4	2992	4236-80	2088	3569	3740	26511	22.5
TOTALS	1238-1186	44222	10749-20991	.512	25-124	.202	5423-7621	.712	4034-9714-13748	11.1	3058	4383-80	2162	3667	3830	26946	21.8

NBA PLAYOFF STATISTICS

YEAR	G-S	MIN	FGM-A	PCT	3FGM-A	PCT	FTM-A	PCT	REBOUNDS OFF-DEF-TOT	REB AVG	AST	PF-D	ST	TO	BLK	TP	AVG
1984-85 (HOU)	5-5	187	42-88	.477	0-0	.000	22-46	.478	33-32-65	13.0	7	22-0	7	11	13	106	21.2
1985-86 (HOU)	20-20	766	205-387	.530	0-1	.000	127-199	.638	101-135-236	11.8	39	87-3	40	43	69	537	26.9
1986-87 (HOU)	10-10	389	110-179	.615	0-1	.000	72-97	.742	39-74-113	11.3	25	44-1	13	36	43	292	29.2
1987-88 (HOU)	4-4	162	56-98	.571	0-1	.000	38-43	.884	20-47-67	16.8	7	14-0	9	9	11	150	37.5
1988-89 (HOU)	4-4	162	42-81	.519	0-0	.000	17-25	.680	14-38-52	13.0	12	17-0	10	10	11	101	25.3
1989-90 (HOU)	4-4	161	31-70	.443	0-0	.000	12-17	.706	15-31-46	11.5	8	19-0	10	11	23	74	18.5
1990-91 (HOU)	3-3	129	26-45	.578	0-1	.000	14-17	.824	12-32-44	14.7	6	11-0	4	8	8	66	22.0
1992-93 (HOU)	12-12	518	123-238	.517	0-1	.000	62-75	.827	52-116-168	14.0	57	37-0	21	45	59	308	25.7
1993-94 (HOU)	23-23	989	267-514	.519	2-4	.500	128-161	.795	55-199-254	11.0	98	82-0	40	83	92	664	28.9
1994-95 (HOU)	22-22	929	306-576	.531	2-4	.500	111-163	.681	44-183-227	10.3	98	95-0	26	69	62	725	33.0
1995-96 (HOU)	8-8	329	75-147	.510	0-1	.000	29-40	.725	17-56-73	9.1	31	28-1	15	29	17	179	22.4
1996-97 (HOU)	16-16	629	147-249	.590	0-3	.000	76-104	.731	46-128-174	10.9	54	61-0	33	46	41	370	23.1
1997-98 (HOU)	5-5	190	39-99	.394	0-1	.000	24-33	.727	9-45-54	10.8	12	18-0	5	13	16	102	20.4
1998-99 (HOU)	4-4	123	23-54	.426	0-0	.000	7-8	.875	5-24-29	7.3	2	18-0	5	5	3	53	13.3
2001-02 (TOR)	5-0	86	12-22	.545	0-0	.000	4-6	.667	9-10-19	3.8	2	9-0	7	4	6	28	5.6

Rudy Tomjanovich

Born: November 24, 1948
Hometown: Hamtramck, Michigan
High School: Hamtramck
College: Michigan '70

#45



- Drafted by Rockets, 1st Round, 2nd overall pick in 1970 NBA Draft
- Five-Time NBA All-Star (1974-77, 1979)
- Ranks third in Rockets history in career points and fourth in career rebounds
- Head Coach of the 1994 & 1995 NBA Champion Houston Rockets teams
- Head Coach of the gold-medal-winning 2000 United States Olympic Team
- Holds Rockets franchise record for coaching wins
- Inducted into the Texas Sports Hall of Fame in 2003
- Retired as a player after the 1980-81 season; Number (45) was retired on Jan. 28, 1982

Rudy Tomjanovich reached the heights of success both on the court and the sidelines during three decades with the Rockets. After earning five All-Star selections as a player, "Rudy T" won the City of Houston its first-ever major championships by coaching the Rockets to back-to-back titles in 1994 and 1995.

Tomjanovich, who spent 33 consecutive seasons with the Rockets, holds the franchise record with 503 coaching wins and ranks third in Rockets history with 13,383 career points. He was involved in all four Rockets division titles – as leading scorer in 1976-77, assistant coach in 1985-86 and as head coach in 1992-93 and 1993-94.

Tomjanovich first joined the San Diego Rockets as the second overall pick in the 1970 NBA Draft after a storied collegiate career at the University of Michigan. The all-time leading rebounder in school history, Tomjanovich also holds the second-highest career scoring average at 25.1 points per game.

In Rockets history, Tomjanovich ranks third in career points, third in career games and fourth in career rebounds. He averaged 17.4 points and 8.1 rebounds in 768 games with the Rockets. In his 11-season career, he led the Rockets in scoring average four times and rebounding average once. In his second season, Tomjanovich averaged a career-high 11.8 rebounds with 15.0 points, as the team made its debut in Houston.

During the 1972-73 season, Tomjanovich posted team-leading averages of 19.3 points and 11.6 rebounds. He earned the first of four consecutive All-Star selections in 1974, as he led Houston and ranked seventh in the NBA with a career-high 24.5 points per game. He scored a career-high 42 points against Buffalo on Jan. 13, 1974. During the 1974-75 season, Tomjanovich led Houston with 20.7 points per game and guided the Rockets to their first-ever playoff series win. He averaged a team-leading 21.6 points for the 1976-77 Rockets and helped Houston to its first division title. Tomjanovich played only 23 games the next year, as he suffered a facial fracture on Dec. 9, 1977 versus the Lakers. Tomjanovich returned to the All-Star Game in 1979, averaging 19.0 points and 7.7 rebounds with Houston in his comeback season.

After Houston advanced to the 1981 NBA Finals, Tomjanovich retired on Oct. 2, 1981, having spent his

entire playing career with the Rockets. His jersey #45 was retired on Jan. 28, 1982. In 2012, he was named to the Rockets 1970s All-Decade Team.

Beginning with the 1981-82 season, Tomjanovich spent two years as a Rockets scout. He became an assistant coach in 1983 and served in that role until being named interim head coach on Feb. 18, 1992. In the first 15 games with Tomjanovich at the helm, the Rockets responded with an 11-4 record — the best start for any coach in franchise annals.

Officially named the ninth head coach in Rockets history on May 20, 1992, Tomjanovich became the first coach in NBA history to guide his team from the lottery to a division title in his first full season. His coaching peers voted him *The Sporting News* NBA Coach of the Year in 1993. He was also named head coach of the Western Conference for the 1997 NBA All-Star Game and received NBA Coach of the Month recognition three times with Houston.

Tomjanovich posted a 503-397 (.559) regular season mark and 51-39 (.567) playoff record in 12 seasons with Houston, departing with franchise records for career wins and winning percentage. Tomjanovich resigned as Houston's coach following the 2002-03 season while undergoing successful treatment for bladder cancer. He was hired to coach the L.A. Lakers during the summer of 2004 before stepping aside later that season for health reasons. On the career coaching wins list, he ranks 26th all-time in NBA history with 525 victories.

Aside from his success in the NBA, Tomjanovich coached the United States Senior National Team on two occasions. He guided the United States Men's Basketball Team to a gold medal and an undefeated record in the 2000 Summer Olympics. Prior to the Olympics, Tomjanovich led a United States team of non-NBA players to a bronze medal at the 1998 World Championship of Basketball.

Tomjanovich stands with Basketball Hall of Famers Lenny Wilkins and the late Chuck Daly as the only people to coach teams to an NBA Championship and an Olympic gold medal. He also stands as one of eight coaches in NBA history to possess 500 career wins and multiple NBA championships.

Tomjanovich's Career Highlights

NBA Season Rankings:

Scoring Average: 6th 1973-74

Field Goal Percentage: 3rd 1973-74; 7th 1975-76

Rockets Career Rankings:

3rd Points; 3rd Games; 3rd Minutes; 3rd Field Goals Made; 3rd Field Goals Attempted; 4th Rebounds; 6th Free Throws Attempted;

7th Free Throws Made

Tomjanovich's Career Statistics

UNIVERSITY OF MICHIGAN STATISTICS

YEAR	G	FG-FGA	PCT	FT-FTA	PCT	REB	AVG	PTS	AVG
1967-68	24	210-446	.471	49-78	.628	323	13.5	469	19.5
1968-69	24	269-541	.497	79-131	.603	340	14.2	617	25.7
1969-70	24	286-604	.474	150-200	.750	376	15.7	722	30.1
TOTALS	72	765-1591	.481	278-409	.680	1039	14.4	1808	25.1

NBA REGULAR SEASON STATISTICS

YEAR	G-S	MIN	FGM-A	PCT	3FGM-A	PCT	FTM-A	PCT	REBOUNDS OFF-DEF-TOT	REB AVG	AST	PF-D	ST	TO	BLK	TP	AVG
1970-71 (SD)	77-0	1062	168-439	.383	-	-	73-112	.652	381	4.9	73	124-0	-	-	-	409	5.3
1971-72 (HOU)	78-61	2689	500-1010	.495	-	-	172-238	.723	923	11.8	117	193-2	-	-	-	1172	15.0
1972-73 (HOU)	81-65	2972	655-1371	.478	-	-	205-335	.746	938	11.6	178	225-1	-	-	-	1560	19.3
1973-74 (HOU)	80-80	3227	788-1470	.536	-	-	385-454	.848	230-487-717	9.0	250	230-0	89	-	66	1961	24.5
1974-75 (HOU)	81-81	3134	694-1323	.525	-	-	289-366	.790	184-429-613	7.6	236	230-1	76	-	24	1677	20.7
1975-76 (HOU)	79-79	2912	622-1202	.517	-	-	221-288	.767	167-499-666	8.4	188	206-1	42	-	19	1465	18.5
1976-77 (HOU)	81-80	3130	733-1437	.510	-	-	287-342	.830	172-512-684	8.4	172	198-1	57	-	27	1753	21.6
1977-78 (HOU)	23-23	849	217-417	.485	-	-	61-81	.753	40-98-138	6.0	32	63-0	15	38	5	495	21.5
1978-79 (HOU)	74-74	2641	620-1200	.517	-	-	168-221	.760	170-402-572	7.7	137	186-0	44	138	18	1408	19.0
1979-80 (HOU)	62-50	1834	370-778	.476	22-79	.278	118-147	.803	132-226-358	5.8	109	161-2	32	98	10	880	14.2
1980-81 (HOU)	52-38	1264	263-563	.467	12-51	.235	65-82	.793	78-130-208	4.0	81	121-0	19	58	6	603	11.6
TOTALS	768-631	25714	5630-11240	.501	34-130	.262	2089-2666	.784	6198	8.1	1573	1937-8	374	332	175	13383	17.4

NBA PLAYOFF STATISTICS

YEAR	G	MIN	FGM-A	PCT	3FGM-A	PCT	FTM-A	PCT	REBOUNDS OFF-DEF-TOT	REB AVG	AST	PF-D	ST	TO	BLK	TP	AVG
1975 (HOU)	8-8	304	72-128	.563	-	-	40-48	.833	22-42-64	8.0	23	17-0	1	-	4	184	23.0
1977 (HOU)	12-12	457	107-212	.505	-	-	29-37	.784	24-41-65	5.4	24	36-0	7	-	5	243	20.3
1979 (HOU)	2-2	64	9-23	.391	-	-	2-5	.400	7-7-14	7.0	2	1-0	1	1	1	20	10.0
1980 (HOU)	7-1	185	24-64	.375	1-7	.143	9-13	.692	12-28-40	5.7	10	21-1	2	14	0	58	8.3
1981 (HOU)	8-0	31	1-9	.111	0-3	.000	4-6	.667	2-4-6	0.8	0	3-0	0	2	0	6	0.6
TOTALS	37-23	1041	213-436	.489	1-10	.100	84-109	.771	67-122-189	5.1	59	78-1	11	17	8	511	13.8



Carroll Dawson

Hometown: Alba, Texas
High School: Alba
College: Baylor '60

- Assistant Coach with Rockets under four Head Coaches (1980-96)
- Named Executive Vice President of Basketball/General Manager on July 26, 1996
- Only person on coaching staffs of all four Rockets teams to advance to NBA Finals
- Inducted into the Paris Junior College Hall of Fame in 1991
- Enshrined in the Baylor University Hall of Fame in 1998
- Entered the Texas Association of Basketball Coaches Hall of Fame in 2001
- Inducted into the Texas Sports Hall of Fame in 2003
- Retired as General Manager after the 2006-07 season
- Honored with "Carroll Dawson Tribute Night" on April 16, 2007



Affectionately known as "CD," Carroll Dawson was honored by Houston Rockets Owner Leslie Alexander with "Carroll Dawson Tribute Night" on April 16, 2007, where a banner bearing his name was hung from the rafters of Toyota Center in honor of Dawson's 27 seasons with the Rockets organization as General Manager and as an assistant coach.

Dawson completed his 11th and final campaign as General Manager of the franchise in 2006-07. Prior to moving into the front office on July 26, 1996, Dawson worked as an assistant coach under four Rockets head coaches, aiding Del Harris from 1980-83, Bill Fitch from 1983-88, Don Chaney from 1988-92 and Rudy Tomjanovich from 1992-96.

Recognized as one of the top executives in the NBA, Dawson finished second in voting for *The Sporting News* NBA Executive of the Year in 2006-07. As General Manager, Dawson showed the ability to both bolster a playoff contender with veterans and acquire emerging talent as part of a youth movement. In his first few years, he made trades for Charles Barkley and Scottie Pippen to give a team led by Hakeem Olajuwon even more experience. Dawson then helped the Rockets acquire several young talents in the following years, including Cuttino Mobley, Steve Francis and Yao Ming.

In the summer of 2005, Dawson worked with Alexander to sign Yao to a maximum-value contract extension. In the summer of 2004, Dawson changed the face of the franchise by obtaining one of the NBA's top players in Tracy McGrady. The two-time scoring champion was acquired from Orlando in a seven-player deal that included Francis and Mobley.

Dawson holds the distinction of being the only person on the coaching staffs of all four Rockets teams that advanced to the NBA Finals, as Houston played for a championship in 1981, 1986, 1994 and 1995. He will always be known throughout the NBA for his work with frontcourt players and was credited with teaching Olajuwon his famous jump hook. Dawson coached many NBA All-Stars during his years in Houston, including Elvin Hayes, Moses Malone, Ralph Sampson and Tomjanovich.

Dawson's knowledge of the game was not limited to

the NBA. Prior to the inaugural 1997 WNBA season, Dawson was commissioned by Alexander to help assemble the first Houston Comets team. He guided the efforts to bring Sheryl Swoopes and Cynthia Cooper to Houston, and then drafted Janeth Arcain in the WNBA Elite Draft. Dawson was also instrumental in the selection of Tina Thompson with the first pick of the Inaugural WNBA Draft. Finally, he worked with Alexander to hire Naismith Hall of Famer and WNBA All-Decade Coach Van Chancellor. Dawson served as Chancellor's top advisor as the Comets Executive Vice President of Basketball from 1997-2006 and helped craft the four-time WNBA Champions (1997-2000).


A native Texan, Dawson hails from Alba, a town with a population of 200 that sits about 75 miles east of Dallas. As a 6-foot-5 high school center, he led Alba High School to a 44-3 record as a senior. He then went on to win Junior College All-America honors at Paris Junior College (Texas) under Head Coach Boyd Converse. After two seasons at Paris, Dawson moved on to Baylor University, where he led Bill Henderson's Baylor Bears in scoring and rebounding in each of his two seasons. In 1960, he averaged 16.4 points as a senior to earn All-Southwest Conference honors.

In 1963, he returned to Baylor as an assistant to Head Coach Bill Menefee. He later succeeded Menefee as head coach in 1973, remaining in that position for more than three seasons. After spending two years as a scout for the Dallas Cowboys at the call of executive Gil Brandt, Dawson started a career as a salesman for Converse Shoe Company.

Dawson has been honored with induction into the Paris Junior College Hall of Fame in 1991, the Baylor University Hall of Fame in 1998, the Texas Association of Basketball Coaches Hall of Fame in 2001, and the Texas Sports Hall of Fame in 2003. He was also named Mr. Sportsman 2005 by Interfaith Charities in Houston. In 2010, Dawson was honored as a Baylor Basketball Legend by the 'B' Association. In addition, he was named the President of the Texas Sports Hall of Fame.

Remaining with the Rockets as a Senior Consultant, Dawson resides in Houston with his wife, Sharon. Sharon has a daughter, Elizabeth, and a son, Michael.

Naismith Basketball Hall of Fame



Charles Barkley

Charles Barkley

Inducted into the Hall of Fame on Sept. 8, 2006 ... ranks 23rd in the NBA in all-time scoring (23,757 points) and fifth all-time in offensive rebounds (4,260) ... played with the Philadelphia 76ers, the Phoenix Suns and the Houston Rockets (1996-2000) over his 16-year NBA career ... named the NBA's Most Valuable Player for the 1992-93 season ... 11-time NBA All-Star ... earned All-NBA First Team on five occasions and All-NBA Second Team five times ... member of the NBA's 50th Anniversary Team.



Rick Barry

Rick Barry

Inducted into the Hall of Fame in 1987 ... ranks third in NBA history in free throw percentage (.900) ... played for Houston two seasons (1978-80) after eight seasons with Golden State and four in the ABA with Oakland, Washington and New York.

Clyde Drexler

Inducted into the Hall of Fame on Sept. 10, 2004 (see pages 142-143 for further details).



Clyde Drexler

Alex Hannum

Inducted into the Hall of Fame on Oct. 3, 1998 ... won a combined 649 games as a coach in the NBA and ABA ... was the 1964 NBA Coach of the Year (San Francisco) and the 1969 ABA Coach of the Year (Oakland) ... won two NBA championships (with St. Louis in 1957-58 and with Philadelphia in 1966-67) ... was head coach of the Rockets over the course of two seasons (1969-71).

Elvin Hayes

Inducted into the Hall of Fame on May 15, 1990 ... the "Big E" was the No. 1 pick in the 1968 NBA Draft by the San Diego Rockets and spent his first four seasons with the franchise, including the team's first in Houston (1971-72) ... finished his career with the Rockets (1981-84) after spending nine seasons with Washington ... was the first to play 50,000 minutes in the NBA ... is the league's eighth all-time leading scorer (27,313 points) and fourth all-time leading rebounder (16,279).




Alex Hannum

Moses Malone

Inducted into the Hall of Fame on Oct. 5, 2001 (see pages 144-145 for further details).

Kevin McHale

Inducted into the Hall of Fame on Oct. 1, 1999 (see pages 12-14 for further details).




Elvin Hayes

Calvin Murphy

Inducted into the Hall of Fame on May 10, 1993 (see pages 146-147 for further details).

Hakeem Olajuwon

Inducted into the Hall of Fame on Sept. 5, 2008 (see pages 148-149 for further details).



Moses Malone

Scottie Pippen

Inducted into the Hall of Fame on Aug. 13, 2010 ... played with the Chicago Bulls, the Houston Rockets (1998-99) and the Portland Trail Blazers over his 17-year NBA career ... seven-time NBA All-Star won six NBA championships with the Bulls ... selected one of the 50 Greatest Players in NBA history ... named NBA All-Defensive First Team eight times.

Pat Riley


Inducted into the Hall of Fame on Sept. 5, 2008 ... was the first draft selection in the history of the Rockets (seventh overall in 1967) ... played in his first three NBA seasons with the Rockets (1967-70) ... three-time NBA Coach of the Year ... won five NBA championships as a head coach (four with L.A. Lakers in 1982, 1985, 1987 and 1988; one with Miami in 2005).



Kevin McHale



Calvin Murphy



Hakeem Olajuwon




Scottie Pippen



Pat Riley

Naismith Basketball Hall of Fame



Ralph Sampson

Ralph Sampson

Inducted into the Hall of Fame on Sept. 7, 2012 ... played with the Houston Rockets (1983-88), the Golden State Warriors, the Sacramento Kings and the Washington Bullets ... selected by Houston with the first pick of the 1983 NBA Draft and won NBA Rookie of the Year ... joined Hakeem Olajuwon as the famed "Twin Towers" that led the Rockets to the 1986 NBA Finals ... four-time NBA All-Star, earning MVP of the 1985 NBA All-Star Game ... was a three-time National College Player of the Year at Virginia.



Tex Winter

Fred "Tex" Winter

Inducted into the Hall of Fame on Aug. 12, 2011 ... was the Rockets first head coach after the team relocated to Houston (1971-73) ... architect of the famed triangle offense, or triple post, which produced nine NBA championships during his tenures with the Chicago Bulls and L.A. Lakers.

Rockets NBA Honors

NBA MVP

1979	Moses Malone
1982	Moses Malone
1994	Hakeem Olajuwon

Finals MVP

1994	Hakeem Olajuwon
1995	Hakeem Olajuwon

All-Star Game MVP

1985	Ralph Sampson
------	---------------

Coach of the Year

1977	Tom Nissalke
1991	Don Chaney

Rookie of the Year

1984	Ralph Sampson
2000 (tie)	Steve Francis

Defensive Player of the Year

1993	Hakeem Olajuwon
1994	Hakeem Olajuwon

Most Improved Player

2010	Aaron Brooks
------	--------------

Executive of the Year

1977	Ray Patterson
------	---------------

J. Walter Kennedy Citizenship

1979	Calvin Murphy
2009	Dikembe Mutombo

All-NBA

First Team

1979	Moses Malone
1982	Moses Malone
1987	Hakeem Olajuwon
1988	Hakeem Olajuwon
1989	Hakeem Olajuwon
1993	Hakeem Olajuwon
1994	Hakeem Olajuwon
1997	Hakeem Olajuwon
2014	James Harden

Second Team

1980	Moses Malone
1981	Moses Malone
1984	Ralph Sampson
1985	Ralph Sampson
1986	Hakeem Olajuwon
1990	Hakeem Olajuwon
1996	Hakeem Olajuwon
2007	Tracy McGrady
2007	Yao Ming
2009	Yao Ming
2014	Dwight Howard

Third Team

1991	Hakeem Olajuwon
1995	Hakeem Olajuwon
1995	Clyde Drexler
1999	Hakeem Olajuwon
2004	Yao Ming
2005	Tracy McGrady
2006	Yao Ming
2008	Tracy McGrady
2008	Yao Ming
2013	James Harden

All-Defense

First Team

1987	Hakeem Olajuwon
1988	Hakeem Olajuwon
1988	Rodney McCray
1990	Hakeem Olajuwon
1993	Hakeem Olajuwon
1994	Hakeem Olajuwon
1999	Scottie Pippen

Second Team

1979	Moses Malone
1985	Hakeem Olajuwon
1987	Rodney McCray
1991	Hakeem Olajuwon
1996	Hakeem Olajuwon
1997	Hakeem Olajuwon
2008	Shane Battier
2009	Ron Artest
2009	Shane Battier
2014	Patrick Beverley

Rockets NBA Honors

All-Rookie

First Team

1969	Elvin Hayes
1971	Calvin Murphy
1976	Joe C. Meriweather
1977	John Lucas
1984	Ralph Sampson
1985	Hakeem Olajuwon
2000	Steve Francis
2003	Yao Ming
2008	Luis Scola

Second Team

1984	Rodney McCray
1993	Robert Horry
1997	Matt Maloney
1999	Michael Dickerson
1999	Cuttino Mobley
2002	Eddie Griffin
2006	Luther Head
2008	Carl Landry
2012	Chandler Parsons

Player of the Week

Feb. 10, 1980	Rick Barry
Dec. 7, 1980	Mike Dunleavy
Mar. 15, 1981	Moses Malone
Mar. 29, 1981	Robert Reid
Feb. 8, 1982	Moses Malone
Mar. 29, 1982	Moses Malone
Nov. 14, 1988	Hakeem Olajuwon
Feb. 20, 1989	Hakeem Olajuwon
Mar. 5, 1990	Hakeem Olajuwon
Feb. 4, 1991	Otis Thorpe
Mar. 18, 1991	Kenny Smith
Jan. 17, 1993	Hakeem Olajuwon
Feb. 28, 1993	Hakeem Olajuwon
Apr. 11, 1993	Hakeem Olajuwon
Nov. 15, 1993	Hakeem Olajuwon
Mar. 21, 1994	Hakeem Olajuwon
Jan. 1, 1995	Hakeem Olajuwon
Feb. 5, 1995	Hakeem Olajuwon
Apr. 9, 1995	Clyde Drexler
Mar. 4, 1996	Hakeem Olajuwon
Nov. 10, 1996	Hakeem Olajuwon
Nov. 25, 1996	Charles Barkley
Jan. 24, 2000	Steve Francis
Jan. 16, 2001	Steve Francis
Mar. 19, 2001	Cuttino Mobley
Jan. 21, 2003	Steve Francis
Mar. 17, 2003	Steve Francis
Mar. 7, 2004	Yao Ming
Jan. 16, 2005	Tracy McGrady
Feb. 6, 2005	Tracy McGrady
Mar. 13, 2005	Tracy McGrady
Apr. 17, 2005	Tracy McGrady
Feb. 26, 2006	Yao Ming
Apr. 2, 2006	Yao Ming
Nov. 12, 2006	Yao Ming
Apr. 1, 2007	Yao Ming

Apr. 15, 2007	Tracy McGrady
Nov. 4, 2007	Tracy McGrady
Nov. 11, 2007	Yao Ming
Mar. 9, 2008	Tracy McGrady
Feb. 27, 2011	Kevin Martin
Mar. 20, 2011	Kyle Lowry
Apr. 8, 2012	Goran Dragic
Nov. 4, 2012	James Harden
Jan. 6, 2013	James Harden
Mar. 24, 2013	James Harden
Mar. 2, 2014	James Harden
Mar. 9, 2014	James Harden

Player of the Month

Nov. 1979	Moses Malone
Feb. 1981	Calvin Murphy
Feb. 1982	Moses Malone
Nov. 1985	Hakeem Olajuwon
Apr. 1990	Hakeem Olajuwon
Jan. 1993	Hakeem Olajuwon
Apr. 1993	Hakeem Olajuwon
Nov. 1993	Hakeem Olajuwon
Feb. 1995	Hakeem Olajuwon
Nov. 2006	Yao Ming
Jan. 2008	Yao Ming

Coach of the Month

Jan. 1987	Bill Fitch
Feb. 1991	Don Chaney
Mar. 1991	Don Chaney
Apr. 1993	Rudy Tomjanovich
Nov. 1993	Rudy Tomjanovich
Nov. 1996	Rudy Tomjanovich
Feb. 2008	Rick Adelman
Mar. 2009	Rick Adelman
Feb. 2014	Kevin McHale

Rookie of the Month

Nov. 1983	Ralph Sampson
Dec. 1983	Ralph Sampson
Jan. 1984	Ralph Sampson
Feb. 1984	Ralph Sampson
Mar. 1984	Ralph Sampson
Apr. 1984	Ralph Sampson
Dec. 1984	Hakeem Olajuwon
Feb. 1985	Hakeem Olajuwon
Mar. 1985 (tie)	Hakeem Olajuwon
Dec. 1999	Steve Francis
Mar. 2000	Steve Francis
Apr. 2000 (tie)	Steve Francis
Dec. 2002	Yao Ming
Feb. 2003	Yao Ming
Feb. 2008	Luis Scola

(Current Rockets players bolded)



Rockets in All-Star Games

Charles Barkley

Year	Site	MP	FGM-A	FTM-A	REB	AST	BL	ST	TP
Feb. 9, 1997	Cleveland	*Injured, Did Not Play							
One Selection (One as Starter)									

Clyde Drexler

Year	Site	MP	FGM-A	FTM-A	REB	AST	BL	ST	TP
Feb. 12, 1996	San Antonio	*19	5-8	0-0	2	3	0	3	11
Feb. 9, 1997	Cleveland	Injured, Did Not Play							
Two Selections (One as Starter)									

Steve Francis

Year	Site	MP	FGM-A	FTM-A	REB	AST	BL	ST	TP
Feb. 10, 2002	Philadelphia	*18	1-8	1-2	2	3	0	2	3
Feb. 9, 2003	Atlanta	*32	9-12	0-0	2	9	0	0	20
Feb. 15, 2004	Los Angeles	*23	6-9	0-0	4	4	0	0	13
Three Selections (Three as Starter)									
		73	16-29	1-2	8	16	0	2	36

James Harden

Year	Site	MP	FGM-A	FTM-A	REB	AST	BL	ST	TP
Feb. 17, 2013	Houston	26	6-13	0-0	6	3	0	0	15
Feb. 16, 2014	New Orleans	*24	3-7	2-2	1	5	0	1	8
Two Selections (One as Starter)									
		49	9-20	2-2	7	8	0	1	23

Elvin Hayes

Year	Site	MP	FGM-A	FTM-A	REB	AST	BL	ST	TP
Jan. 14, 1969	Baltimore	*21	4-9	3-3	5	0	-	-	11
Jan. 20, 1970	Philadelphia	*35	9-21	6-12	15	1	-	-	24
Jan. 12, 1971	San Diego	19	4-13	2-3	4	2	-	-	10
Jan. 18, 1972	Los Angeles	11	1-6	2-2	2	0	-	-	4
Four Selections (Two as Starter)									
		86	18-49	13-20	26	3	-	-	49

Dwight Howard

Year	Site	MP	FGM-A	FTM-A	REB	AST	BL	ST	TP
Feb. 16, 2014	New Orleans	13	4-6	0-0	11	3	0	0	8
One Selection									

Don Kojis

Year	Site	MP	FGM-A	FTM-A	REB	AST	BL	ST	TP
Jan. 23, 1968	New York	10	2-5	0-0	2	1	-	-	4
Jan. 14, 1969	Baltimore	*16	2-7	4-5	5	3	-	-	8
Two Selections (One as Starter)									
		26	4-12	4-5	7	4	-	-	2

Moses Malone

Year	Site	MP	FGM-A	FTM-A	REB	AST	BL	ST	TP
Feb. 5, 1978	Atlanta	14	1-1	2-4	4	1	0	1	4 (East)
Feb. 4, 1979	Pontiac	*17	2-2	4-5	7	1	0	1	8 (East)
Feb. 4, 1980	Landover, MD	*31	7-12	6-12	12	2	2	1	20 (East)
Feb. 1, 1981	Cleveland	22	3-8	2-4	6	3	0	1	8
Jan. 31, 1982	E. Rutherford	20	5-11	2-6	11	0	1	1	12
Five Selections (Two as Starter)									
		104	18-34	16-31	40	7	3	5	52

Jack Marin

Year	Site	MP	FGM-A	FTM-A	REB	AST	BL	ST	TP
Jan. 23, 1973	Chicago	11	2-6	0-0	4	1	-	-	4 (East)
One Selection									

Tracy McGrady

Year	Site	MP	FGM-A	FTM-A	REB	AST	BL	ST	TP
Feb. 20, 2005	Denver	*24	4-13	0-0	5	5	2	3	8
Feb. 19, 2006	Houston	*27	15-26	2-7	0	2	0	1	36
Feb. 18, 2007	Las Vegas	*18	3-8	0-0	3	11	0	2	8
Three Selections (Three as Starter)									
		69	22-47	2-7	8	18	2	6	52

Rockets in All-Star Games

Calvin Murphy

Year	Site	MP	FGM-A	FTM-A	REB	AST	BL	ST	TP
Feb. 4, 1979	Pontiac	15	3-5	0-0	1	5	0	2	6 (East)

One Selection

Hakeem Olajuwon

Year	Site	MP	FGM-A	FTM-A	REB	AST	BL	ST	TP
Feb. 10, 1985	Indianapolis	15	2-2	2-6	5	1	2	0	6
Feb. 9, 1986	Dallas	15	1-8	1-2	5	0	2	1	3
Feb. 8, 1987	Seattle	*26	2-6	6-8	13	2	3	0	10
Feb. 7, 1988	Chicago	*28	8-13	5-7	9	2	2	2	21
Feb. 12, 1989	Astrodome	*25	5-12	2-3	7	3	2	3	12
Feb. 11, 1990	Miami	*31	2-14	4-10	16	2	1	1	8
Feb. 9, 1992	Orlando	20	3-6	1-2	4	2	1	2	7
Feb. 21, 1993	Salt Lake City	21	1-5	1-3	7	1	2	2	3
Feb. 13, 1994	Minneapolis	*30	8-15	3-6	11	2	5	2	19
Feb. 12, 1995	Phoenix	*25	6-13	0-2	11	1	2	2	13
Feb. 10, 1996	San Antonio	*14	2-8	0-0	3	0	0	0	4
Feb. 9, 1997	Cleveland	*20	5-8	1-2	3	1	1	0	11
12 Selections (Eight as Starter)		270	45-110	26-51	94	17	23	15	117

Ralph Sampson

Year	Site	MP	FGM-A	FTM-A	REB	AST	BL	ST	TP
Jan. 29, 1984	Denver	16	4-7	1-2	5	0	0	0	9
Feb. 10, 1985	Indianapolis	*29	10-15	4-6	10	1	1	0	24 (MVP)
Feb. 9, 1986	Dallas	*21	7-11	2-2	4	1	0	0	16
Feb. 8, 1987	Seattle	*Injured, Did Not Play							
Four Selections (Three as Starter)		66	21-33	7-10	19	2	1	0	49

Otis Thorpe

Year	Site	MP	FGM-A	FTM-A	REB	AST	BL	ST	TP
Feb. 9, 1992	Orlando	4	1-1	0-0	0	0	0	0	2

One Selection

Rudy Tomjanovich

Year	Site	MP	FGM-A	FTM-A	REB	AST	BL	ST	TP
Jan. 15, 1974	Seattle	17	2-5	0-0	5	0	0	0	4 (East)
Jan. 14, 1975	Phoenix	14	0-3	0-0	3	0	0	0	0 (East)
Feb. 3, 1976	Philadelphia	12	1-2	0-0	3	0	0	0	2 (East)
Feb. 13, 1977	Milwaukee	22	3-9	0-0	10	1	1	1	6 (East)
Feb. 4, 1979	Pontiac	*24	6-13	0-0	6	1	0	0	12 (East)
Five Selections (One as Starter)		89	12-32	0-0	27	2	1	1	24

Yao Ming

Year	Site	MP	FGM-A	FTM-A	REB	AST	BL	ST	TP
Feb. 9, 2003	Atlanta	*17	1-1	0-0	2	0	0	0	2
Feb. 15, 2004	Los Angeles	*18	8-14	0-0	4	1	0	0	16
Feb. 20, 2005	Denver	*22	5-9	1-2	8	5	1	0	11
Feb. 19, 2006	Houston	*19	2-5	1-2	2	1	0	1	5
Feb. 18, 2007	Las Vegas	*Injured, Did Not Play							
Feb. 17, 2008	New Orleans	*13	2-5	2-2	5	1	0	0	6
Feb. 15, 2009	Phoenix	*12	1-4	0-0	3	0	1	0	2
Feb. 20, 2011	Los Angeles	*Injured, Did Not Play							
Eight Selections (Eight as Starter)		101	19-38	4-6	24	8	2	1	42

* Indicates starter; 16 Rockets have been selected to the All-Star Game 55 times, earning 34 starts. In 14 different years, two or more Rockets were selected - 1969: Kojis, Hayes; 1979: Malone, Murphy, Tomjanovich; 1985: Olajuwon, Sampson; 1986: Olajuwon, Sampson; 1987: Olajuwon, Sampson; 1992: Olajuwon, Thorpe; 1996: Drexler, Olajuwon; 1997: Barkley, Drexler, Olajuwon; 2003: Francis, Yao; 2004: Francis, Yao; 2005: McGrady, Yao; 2006: McGrady, Yao; 2007: McGrady, Yao; 2014: Harden, Howard. In 1969, 1979, 1987, 1996, 1997, 2003, 2004, 2005, 2006 and 2007, two Rockets were voted starters.



Rockets on U.S. Teams

Olympics

1972	Tom Henderson Dwight Jones, Ed Ratleff Phil Ford
1976	Rodney McCray
1980	Charles Barkley, Clyde Drexler Scottie Pippen
1992	Charles Barkley, Hakeem Olajuwon Scottie Pippen
1996	Head Coach Rudy Tomjanovich, Vin Baker
2000	Dwight Howard
2008	James Harden
2012	

World Championships

1963	Don Kojis
1970	Cliff Meely
1974	John Lucas, Joe Meriweather
1982	Antoine Carr, Mitchell Wiggins
1986	Kenny Smith
1998	Head Coach Rudy Tomjanovich, Brad Miller, David Wood
2006	Shane Battier, Dwight Howard , Brad Miller
2014	James Harden

FIBA Americas Championship

2007	Dwight Howard
------	----------------------

Pan American Games

1963	Don Kojis
1971	Dwight Jones
1975	Tree Rollins
1979	Ralph Sampson, Mike Woodson
1991	Tracy Murray, Walt Williams
1995	Jim Jackson, Clarence Weatherspoon Dave Jamerson

All-Decade Teams

1970s

Forward	Elvin Hayes
Forward	Rudy Tomjanovich
Center	Moses Malone
Guard	Mike Newlin
Guard	Calvin Murphy

1980s

Forward	Robert Reid
Forward	Ralph Sampson
Center	Hakeem Olajuwon
Guard	Rodney McCray
Guard	John Lucas Jr.

1990s

Forward	Mario Elie
Forward	Robert Horry
Center	Hakeem Olajuwon
Guard	Clyde Drexler
Guard	Kenny Smith

2000s

Forward	Shane Battier
Forward	Luis Scola
Center	Yao Ming
Guard	Tracy McGrady
Guard	Steve Francis



Dates & Deals

(Names in parentheses indicate players drafted)

1967

- Jan. 11 San Diego Rockets admitted as 12th NBA member.
 Mar. 29 **Jack McMahon** named general manager and head coach.
 May 1 In the 1967 expansion draft, the Rockets selected **John Barnhill** and **Johnny Green** (Baltimore), **Jim Barnett** and **Toby Kimball** (Boston), **Don Kojis** (Chicago), **Jon McGlocklin** and **Jim Ware** (Cincinnati), **Henry Finkel** and **John Block** (Los Angeles) and **Dave Gambee** (Philadelphia).

1968

- Jan. 11 Traded **Johnny Green** to Philadelphia for cash and 1968 4th round pick (**Darryl Jones**).
 May 6 In the 1968 expansion draft, the Milwaukee Bucks selected **Jon McGlocklin** and **Dave Gambee** from the Rockets and the Phoenix Suns took **John Barnhill**.
 June 18 **Pete Newell** named general manager.

1969

- Aug. 22 Traded **Henry Finkel** to Boston for cash.
 Dec. 10 **Alex Hannum** named head coach.

1970

- Apr. 15 Traded **Don Kojis** to Seattle for cash.
 May 11 In the 1970 expansion draft, the Portland Trail Blazers selected **Rick Adelman** and **Pat Riley** from the Rockets and the Cleveland Cavaliers took **Bobby Smith**.
 May 11 Traded **Jim Barnett** to Portland for **Larry Siegfried**.
 Sept. 10 Traded **Art Williams** to Boston for 1971 5th round pick (**Greg Nelson**).
 Dec. 9 Traded cash and 1971 3rd round pick (**Jackie Ridgle**) to Cleveland for **John Egan**.

1971

- May 14 **Tex Winter** named head coach.
 June 9 Traded 1973 2nd round pick (**Kevin Stacom**) to Chicago for **Dick Gibbs**.
 June 23 Rockets move from San Diego to Houston.
 July 30 Traded **Toby Kimball** to Milwaukee for cash.
 Sept. 12 Traded **John Block** to Milwaukee for **Dick Cunningham**.
 Nov. 9 Traded **Don Adams** and **Larry Siegfried** to Atlanta for **Jim Davis** and **John Vallely**.
 Dec. 9 Traded **Curtis Perry** and 1972 1st round pick (**Russell Lee**) to Milwaukee for **Greg Smith** and 1973 3rd round pick (**E.C. Coleman**).
 Dec. 10 Traded **Jim Davis** to Detroit for 1972 1st round pick (**Bob Nash**).

1972

- Apr. 8 Traded 1972 1st round pick (**Bob Nash**) to Phoenix for **Otto Moore**.
 May 1 **Ray Patterson** named President and General Manager.
 June 23 Traded **Elvin Hayes** to Baltimore for **Jack Marin**.
 Aug. 1 Traded **Stu Lantz** to Detroit for **Jimmy Walker**.
 Sept. 18 Traded cash to Seattle for **Zaid Abdul Aziz**.
 Sept. 19 Traded **Dick Cunningham** to Milwaukee for cash. Sent **John Gianelli** to New York for cash.
 Sept. 22 Traded cash and 1973 3rd round pick (**James Lister**) to Cleveland for **Steve Hawes**.
 Oct. 27 Traded **Greg Smith** to Portland for **Stan McKenzie**.
 Nov. 2 Traded **Dick Gibbs** to Kansas City for cash.

1973

- Jan. 21 **John Egan** named head coach.
 Oct. 29 Traded **Jimmy Walker** to Kansas City for **Matt Guokas**.
 Nov. 11 Traded **Otto Moore** to Kansas City for **Ron Riley**.
 Feb. 1 Traded **Matt Guokas** and **Jack Marin** to Buffalo for **Kevin Kunnert** and **Dave Wohl**.

1974

- May 20 In the 1974 expansion draft, the New Orleans Jazz selected **E.C. Coleman** from the Rockets.

1975

- Nov. 1 The Summit (Compaq Center) opens.
 Nov. 2 First Game in The Summit: Houston 104, Milwaukee 89; **Rudy Tomjanovich** scores 28 to lead the Rockets; 7,142 in attendance.
 Nov. 13 Traded **Steve Hawes** to Portland for **John Johnson**.

1976

- Apr. 20 **Tom Nissalke** named head coach.
 June 7 Traded **Joe Meriweather** and **Gus Bailey** to Atlanta for **Dwight Jones** and exchange of 1st round picks (**Armond Hill**), giving Rockets top pick of 1976 NBA Draft (**John Lucas**).
 Oct. 25 Traded 1977 1st round pick (**Wesley Cox**) and 1978 1st round pick (**Michael Ray Richardson**) and cash to Buffalo for **Moses Malone**.

1977

- Jan. 8 Traded **Dave Wohl** to New Jersey for cash and 1978 4th round pick (**Jackie Robinson**).
 June 9 Traded **John Johnson** to Boston for 1977 2nd round pick (**Larry Moffett**) and 1978 2nd round pick (**Buster Matheney**).
 Aug. 10 Traded **Tom Owens** to Portland for **Robin Jones**.
 Oct. 18 **John Johnson** returned by Commissioner Lawrence F. O'Brien with Rockets retaining Boston's 1977 and 1978 2nd round picks.
 Oct. 22 Traded **John Johnson** to Seattle for 1979 2nd round pick (**Paul Mokeski**) and 1980 2nd round pick (**Billy Williams**).
 Dec. 9 **Rudy Tomjanovich** suffers facial fracture at Los Angeles.
 Dec. 16 Traded 1978 2nd round pick (**Rick Wilson**) and 1979 2nd round pick (**Larry Wilson**) to Atlanta for **Ron Behagen**.
 Dec. 22 Traded **Ron Behagen** to Indiana for **Alonzo Bradley**.

1978

- June 9 **Kevin Kunnert** signed as free agent by Boston; Houston receives cash and 1981 2nd round pick (**Ed Turner**).
 June 17 Signed free agent **Rick Barry** from Golden State.
 July 26 Traded **C.J. Kupec** to Milwaukee for 1979 4th round (**Sammy Drummer**).
 Sept. 5 **John Lucas** and \$100,000 compensation to Golden State for **Rick Barry**.
 Sept. 21 Traded 1981 1st round pick (**Danny Schayes**) to New Orleans for **Slick Watts**.

1979

- May 25 Rockets purchased by partnership headed by **George J. Maloof**.
 June 7 **Del Harris** named head coach.

Dates & Deals

- July 16** Signed free agent **Tom Henderson** from Washington; teams agree on 1980 1st round pick as compensation.
- Oct. 12** Traded **Mike Newlin** to New Jersey for cash and 1980 2nd round pick (**John Stroud**).

1980

- Jan. 17** Traded **John Shumate**, 1980 3rd round pick (**Lavon Mercer**) and cash to San Antonio for **Billy Paultz**.
- May 28** In the 1980 expansion draft, the Dallas Mavericks selected **Alonzo Bradley** from the Rockets.
- June 10** Traded 1982 2nd round pick (**Wayne Sappleton**) to Chicago for **Calvin Garrett**.
- Sept. 12** **Rick Barry** retires after 14 pro seasons.
- Oct. 7** Traded **Paul Mokeski** to Detroit for 1982 2nd round pick (**Richard Anderson**).
- Nov. 29** **George J. Maloof**, 57, died in Albuquerque, NM.
- Dec. 23** **Gavin P. Maloof**, 24, becomes president of the Rockets.

1981

- June 9** Traded 1981 2nd round pick (**Charles Davis**) and 1983 2nd round pick (**Sidney Lowe**) to Washington for **Elvin Hayes**.
- Oct. 2** **Rudy Tomjanovich** retires after 11 seasons with Rockets.

1982

- Jan. 28** **Rudy Tomjanovich's** #45 is retired by the Rockets organization.
- June 15** **Charlie Thomas** purchases the Rockets.
- June 28** Traded 1982 2nd round pick (**Jeff Taylor**) to San Diego for **Joe Bryant**.
- Aug. 25** NBA approves sale of Rockets to **Charlie Thomas**.
- Sept. 15** Traded **Moses Malone** to Philadelphia for **Caldwell Jones** and Cleveland's 1983 1st round pick (**Rodney McCray**).
- Oct. 1** **Robert Reid** retires after five seasons with Rockets.
- Oct. 5** Traded 1984 2nd round pick (**Cory Blackwell**) to Seattle for **Wally Walker**.
- Oct. 16** Traded free agent **Mike Dunleavy's** rights to San Antonio for 1983 2nd round pick (**Horace Owens**).
- Oct. 18** Traded free agent **Bill Willoughby's** rights to San Antonio for 1985 2nd round pick (**Yvon Joseph**).
- Nov. 12** Traded 1983 and 1985 2nd round draft picks (acquired from San Antonio for rights to **Mike Dunleavy** and **Bill Willoughby**) to New Jersey for **James Bailey**.

1983

- Apr. 22** **Del Harris** resigns as head coach.
- May 19** Rockets call heads to win coin flip for top draft pick.
- June 1** **Bill Fitch** named head coach.
- June 28** Rockets select **Ralph Sampson** first in college draft, **Rodney McCray** third.
- Aug. 30** Signed free agent **Lewis Lloyd**; Golden State receives 1985 2nd round pick (**Bobby Lee Hurt**).
- Sept. 30** Signed free agent **Phil Ford**; Milwaukee received 1984 6th round pick (**McKinley Singleton**) and cash.
- Oct. 17** **Robert Reid** returns after one year absence.

1984

- Mar. 17** **Calvin Murphy's** #23 is retired by the Rockets organization.
- May 23** Rockets win coin flip (Portland calls tails) for top draft pick (**Hakeem Olajuwon**).
- Aug. 11** Traded **Caldwell Jones** to Chicago for **Mitchell Wiggins**, 1985 2nd round pick (**Tyrone Corbin**) and 3rd round pick (**Michael Payne**).
- Aug. 16** **Gary Bradley** of Austin purchases 20 percent interest in team.
- Aug. 29** Traded 1985 3rd round pick (**Kenny Perry**) to L.A. Clippers for **Hank McDowell**.
- Oct. 4** Traded **James Bailey** and 1985 2nd round pick (**Yvon Joseph**) to San Antonio for **John Lucas** and 1985 3rd round pick (**Sam Mitchell**).

1985

- Aug. 2** Traded 1987 3rd round pick (**Sean Couch**) to Indiana for **Granville Waiters**.

1986

- Oct. 9** Sign free agent **Richard Anderson**; Denver received 1988 3rd round pick (**Dwight Boyd**).
- Oct. 23** Traded **Granville Waiters** to Chicago for 1989 2nd round pick (**Chucky Brown**).
- Dec. 8** Traded 1989 2nd round pick (**Chucky Brown**) to Cleveland for **Dirk Minniefield**.

1987

- Jan. 17** Traded 1987 1st round pick (**Joe Wolf**) and 1989 3rd round pick to L.A. Clippers for **Cedric Maxwell**.
- Oct. 9** Traded 1988 2nd round pick (**Keith Smart**) to Golden State for **Lester Conner**.
- Nov. 5** Traded **Dave Feitl**, non-lottery 1st round pick (**Dana Barros**, 1989) and cash to Golden State for **Purvis Short**; Gave up rights to match an offer sheet given to free agent guard **Dirk Minniefield**.
- Dec. 12** Traded **Ralph Sampson** and **Steve Harris** to Golden State for **Joe Barry Carroll**, **Eric Floyd** and cash, which marked the first time that the first picks in an NBA draft had been traded for each other (Carroll 1980, Sampson 1983).

1988

- June 6** **Bill Fitch** relieved as head coach.
- June 13** **Don Chaney** named head coach.
- June 23** In the 1988 expansion draft, the Miami Heat selected **Andre Turner** from the Rockets.
- July 15** Traded **Robert Reid** and 1990 2nd round pick (**Steve Scheffler**) to Charlotte for **Bernard Thompson**.
- July 19** Signed **Mike Woodson**, the Rockets first free agent signee under new collective bargaining agreement.
- Aug. 1** **John Killilea** hired as assistant coach/player personnel.
- Oct. 7** Traded **Cedric Maxwell** to Washington for **Jim Grandholm**.
- Oct. 11** Traded **Rodney McCray** and **Jim Petersen** to Sacramento for **Otis Thorpe**.
- Nov. 2** Traded **Joe Barry Carroll** and **Lester Conner** to New Jersey for **Tim McCormick**, **Frank Johnson**, **Tony Brown** and **Lorenzo Romar**.

1989

- Feb. 3** **Calvin Murphy** hired as assistant coach/shooting and community relations.
- June 15** In the 1989 expansion draft, the Orlando

Dates & Deals

July 11 Magic selected **Frank Johnson** from the Rockets.
 Aug. 2 Signed **Larry Smith**.
 Aug. 15 Signed **Adrian Caldwell** and **Byron Dinkins**. Traded cash to San Antonio for **Anthony Bowie**.
 Aug. 17 Signed **John Lucas**, marking the fourth time he had signed with Rockets.
 Sept. 11 **Steve Patterson** named General Manager. **Ray Patterson** retains title of President.
 Sept. 21 Signed **Lewis Lloyd**.
 Sept. 25 Signed **Mitchell Wiggins**.
 Sept. 26 Signed **Chuck Nevitt**.

1990

Feb. 21 Traded cash to San Antonio for **Vernon Maxwell**.
 Feb. 21 Traded **Derrick Chievous** to Cleveland for 1991 2nd round pick (**Zan Tabak**), 1992 2nd round pick (**Curtis Blair**), and 1993 2nd round pick from Boston via New Jersey (**Richard Petruska**).
 Feb. 27 Signed **Lewis Lloyd** to 10-day contract.
 Mar. 9 Signed **Lewis Lloyd** to a second 10-day contract.
 Mar. 20 Signed **Lewis Lloyd** for remainder of season.
 June 27 Traded **Alec Kessler** to Miami for rights to **Dave Jamerson** (No. 15, 1st Round) and **Carl Herrera** (No. 30, 2nd Round).
 July 2 Re-signed **Eric Floyd**.
 Aug. 29 **Ray Patterson** retires as President.
 Sept. 1 **E.C. "Ed" Schmidt** named fourth president in franchise history.
 Sept. 27 Traded **Tim McCormick** and **John Lucas** to Atlanta for **Kenny Smith** and **Roy Marble**.
 Oct. 11 Signed **Dave Jamerson**.

1991

May 23 **Don Chaney** named NBA Coach of the Year; signs multi-year contract.
 June 26 Traded **Keith Hughes** to Cleveland in exchange for a 1996 2nd round pick and cash. Tendered qualifying offers to restricted free agents **Kenny Smith**, **David Wood**, **Matt Bullard** and **Kennard Winchester**; did not make a qualifying offer to **Dave Feitl**.
 July 17 Assistant coaches **Carroll Dawson**, **Rudy Tomjanovich** and **John Killilea** signed to multi year extensions.
 Aug. 23 Waived **Adrian Caldwell** for purpose of allowing him to sign with Cantu of Italian A1 League; he had reached an agreement with the Rockets to be released from the final year of his two-year contract.
 Sept. 3 Signed **John Turner**.
 Oct. 2 Signed **Carl Herrera**.
 Oct. 11 Signed **Vernon Maxwell** to contract extension; also signed **Tree Rollins** and **Matt Bullard**.
 Oct. 23 Re-signed **Kenny Smith**.

1992

Feb. 18 **Don Chaney** relieved as head coach; **Rudy Tomjanovich** promoted to interim head coach.
 Feb. 23 **Bill Berry** hired as assistant coach.
 Mar. 23 Placed **Hakeem Olajuwon** on suspended list.
 Mar. 31 Activated **Hakeem Olajuwon** from suspended list.
 May 20 **Rudy Tomjanovich** named head coach; **Carroll Dawson** and **Bill Berry** retained as assistants.
 June 15 **Joe Ash** hired as scout and **Jim Boylen** hired as video coordinator.
 July 1 Tendered qualifying offers to restricted free

agents **Matt Bullard**, **Carl Herrera**, **Avery Johnson** and **David Wood**; did not extend qualifying offer to **Buck Johnson**; **Tree Rollins**, **Larry Smith** and **Buck Johnson** each became an unrestricted free agent. Traded two future 2nd round picks (1993, 1996) to Orlando for **Greg Kite**.

July 2

July 20
 July 20

Aug. 21

Sept. 25

Oct. 5

Signed **Robert Horry**.
 July 2 trade between Houston and Orlando rescinded due to **Greg Kite's** failure to pass Rockets physical.
 Waived **John Turner** for purpose of allowing him to sign with Spain's CAI Zaragoza.
 Traded 1995 2nd round pick to Minnesota for **Scott Brooks**.
 Traded **David Wood** to San Antonio for a 1995 2nd round pick.

1993

Mar. 15 **Hakeem Olajuwon** signed to a contract extension.
 June 30 Selected **Sam Cassell** with 24th pick, **Richard Petruska** with 46th pick and **Marcelo Nicola** with 50th pick in 1993 NBA Draft. Acquired draft rights to **Eric Riley** from Dallas for draft rights to **Ron "Popeye" Jones**.
 July 30 **Leslie L. Alexander** purchases franchise from **Charlie Thomas**.
 Aug. 2 Waived **Eric Floyd**. Acquired **Mario Elie** from Portland for a 1995 2nd round pick the Rockets acquired from San Antonio for **David Wood** on Oct. 5, 1992.
 Aug. 17 Signed **Sam Cassell**, **Richard Petruska** and **Eric Riley**.
 Aug. 30 **Tod Leiweke** named President of franchise; **Steve Patterson** relieved of duties as General Manager.
 Sept. 16 **Larry Smith** hired as assistant coach.
 Oct. 7 Signed **Ashraf Amaya** and **Scott Meents**.
 Nov. 1 Waived **Dave Jamerson**.
 Nov. 2 Waived **Ashraf Amaya** and **Scott Meents**.
 Nov. 10 Head Coach **Rudy Tomjanovich** signed to a contract extension.

1994

Jan. 31 **Tod Leiweke** resigns as President; **John Thomas** promoted to Executive Vice President of Business Operations.
 Feb. 4 Acquired **Sean Elliott** from Detroit for **Robert Horry**, **Matt Bullard** and future considerations.
 Feb. 6 Trade of Feb. 4 nullified due to **Sean Elliott's** not passing Rockets physical.
 Apr. 1 Signed **Larry Robinson** to 10-day contract.
 Apr. 12 Signed **Larry Robinson** to a second 10-day contract.
 Apr. 19 Signed **Chris Jent** for the remainder of season.
 Apr. 21 Signed **Earl Cureton** and **Larry Robinson** for the rest of the season.
 Apr. 29 **Bob Weinbauer** hired as Vice President of Basketball Operations.
 June 22 **Rockets win first NBA Championship with 90-84 win over the New York Knicks in Game Seven of the NBA Finals**.
 June 29 Selected **Albert Burditt** in the 1994 NBA Draft.
 July 20 Signed 1991 2nd round pick **Zan Tabak**.
 Sept. 20 Signed **Adrian Caldwell**.
 Sept. 21 Signed **Tim Breaux** and **Larry Robinson**.
 Oct. 4 Signed **Mario Elie** to a multi-year contract extension. Tendered a qualifying offer to **Chris Jent**.
 Oct. 14 Waived **Albert Burditt** and **Larry Robinson**.
 Nov. 29 Waived **Adrian Caldwell**. Signed **Pete**

Dates & Deals

Dec. 1	Chilcutt.
Dec. 12	Waived Chris Jent .
	Waived Eric Riley .
1995	
Feb. 1	Signed Chucky Brown to 10-day contract.
Feb. 14	Signed Chucky Brown to a second 10-day contract. Acquired Clyde Drexler and Tracy Murray from the Portland Trail Blazers in exchange for Otis Thorpe and the 1993 2 nd round draft rights of Marcelo Nicola .
Feb. 23	Acquired Morlon Wiley and a 1995 2 nd round pick from the Dallas Mavericks in exchange for Scott Brooks .
Feb. 24	Signed Chucky Brown for the remainder of the season. Waived Morlon Wiley .
Mar. 2	Signed Charles Jones to 10-day contract.
Apr. 22	Signed Charles Jones for the remainder of the season.
June 14	<i>Rockets win second consecutive NBA Championship with 113-101 win over the Orlando Magic in Game Four of the NBA Finals.</i>
June 25	In the 1995 expansion draft, the Toronto Raptors selected Zan Tabak from the Rockets.
June 28	Selected Erik Meek with the 41 st pick of the 1995 NBA Draft.
Sept. 25	Signed Eldridge Recasner .
Sept. 27	Signed Pete Chilcutt to a contract extension.
Sept. 29	Signed Mark Bryant .
Oct. 3	Signed Chucky Brown and Charles Jones to multi-year contract extensions.
Oct. 5	Signed Ricky Blanton , Alvin Heggss , Tony Watson and Tremaine Wingfield .
Oct. 13	Waived Tony Watson and Tremaine Wingfield .
Oct. 16	Waived Ricky Blanton .
Nov. 19	Waived Alvin Heggss .
Nov. 27	Signed Clyde Drexler to a contract extension.
1996	
Jan. 11	Signed Head Coach Rudy Tomjanovich to a multi-year contract extension.
Jan. 20	Signed Henry James to 10-day contract.
Jan. 30	Signed Henry James to a second 10-day contract.
Feb. 12	Signed Sam Mack to 10-day contract.
Feb. 22	Signed Sam Mack to a second 10-day contract.
	Signed Jaren Jackson to 10-day contract.
Mar. 3	Signed Sam Mack for the remainder of the season. Signed Jaren Jackson to a second 10-day contract.
Mar. 5	Signed Melvin Booker to 10-day contract.
Mar. 13	Signed Tracy Moore to 10-day contract.
Mar. 15	Signed Melvin Booker to a second 10-day contract.
Mar. 23	Signed Tracy Moore to a second 10-day contract.
Mar. 27	Signed Melvin Booker for the remainder of the season.
Apr. 3	Signed Tracy Moore for the remainder of the season.
June 19	Traded Pete Chilcutt , Tim Breaux , two 1996 picks and a 1997 pick to the Vancouver Grizzlies for two 1996 draft picks and one 1997 pick.
June 26	Selected Othella Harrington with 30 th pick, Randy Livingston with 42 nd pick and Terrell Bell with the 50 th pick of the 1996 NBA Draft.
June 28	Signed Emanuel Davis .
July 15	Signed Hakeem Olajuwon to a contract extension.

July 16	Signed Brent Price . Renounced the rights to Melvin Booker , Earl Cureton , Eldridge Recasner and Kenny Smith .
July 26	Robert Barr promoted to Senior Executive Vice President of Basketball Affairs. Carroll Dawson promoted to Executive Vice President of Basketball. Jim Boylen promoted to Assistant Coach. Mike Wells promoted to Video Coordinator.
Aug. 13	Re-signed Mario Elie .
Aug. 19	Traded Chucky Brown , Mark Bryant , Sam Cassell and Robert Horry to the Phoenix Suns for Charles Barkley and a 2 nd round pick in the 1999 NBA Draft.
	Signed Kevin Willis .
Aug. 28	Re-signed Charles Jones , Sam Mack and Tracy Moore .
Aug. 30	Bob Weinbauer resigns as Vice President of Basketball Operations.
Oct. 1	Signed Matt Bullard , Matt Maloney , Joe Stephens , Othella Harrington , Randy Livingston and Terrell Bell .
Oct. 30	Waived Terrell Bell and Joe Stephens .
Nov. 27	Signed Elmer Bennett .
Dec. 23	Waived Elmer Bennett .

1997

Feb. 12	Signed Joe Stephens to 10-day contract.
Feb. 20	NBA voided Joe Stephens' 10-day contract due to the league's agreement with FIBA.
Mar. 1	Signed Sedale Threatt for the remainder of the season. Waived Tracy Moore .
Mar. 3	Signed Eddie Johnson for the remainder of the season.
June 25	Selected Rodrick Rhodes with the 24 th pick and Serge Zwikker with the 30 th pick of the 1997 NBA Draft.
July 2	Re-signed Emanuel Davis .
July 10	Signed Rodrick Rhodes and Serge Zwikker .
July 23	Re-signed Othella Harrington .
July 26	Signed Joe Stephens .
Aug. 1	Signed Head Coach Rudy Tomjanovich to a contract extension.
Aug. 12	Re-signed Eddie Johnson .
Aug. 15	Re-signed Matt Maloney .
Sept. 8	Re-signed Matt Bullard .
Oct. 1	Re-signed Sam Mack . Signed Doug Brandt . Renounced the rights to Sedale Threatt .
Oct. 2	Re-signed Randy Livingston .
Oct. 28	Waived Doug Brandt . Acquired a 2 nd round pick for the 1999 or 2000 NBA Draft from Vancouver in exchange for Sam Mack .
Oct. 30	Waived Randy Livingston .
Nov. 25	Signed Charles Jones .

1998

Mar. 18	Clyde Drexler announces that he will retire at the conclusion of the 1997-98 season to assume the head basketball coaching position at the University of Houston.
Apr. 19	Moses Malone's #24 is retired by the Rockets organization.
June 9	Traded Kevin Willis to the Toronto Raptors for Roy Rogers and two first round picks in the 1998 NBA Draft.
June 24	Selected Michael Dickerson with the 14 th pick, Bryce Drew with the 16 th pick, Mirsad Turkcan with the 18 th pick and Cuttino Mobley with the 41 st pick of the 1998 NBA Draft.
Sept. 29	George Postolos hired as chief operating officer.

1999

Jan. 22	Re-signed Charles Barkley . Traded the draft rights for Mirsad Turkcan to the Philadelphia 76ers for a conditional 1 st round draft pick.
---------	--

Dates & Deals

Traded **Roy Rogers** and a 2nd round pick in the 1999 NBA Draft to the Chicago Bulls for **Scottie Pippen**. Renounced the rights to **Emanuel Davis**, **Mario Elie**, **Charles Jones**, **Joe Stephens** and **Serge Zwikker**.

Jan. 23 Re-signed **Matt Bullard**, **Othella Harrington**, **Eddie Johnson** and **Matt Maloney**. Signed free agents **Antoine Carr**, **John Coker** and **Anthony "Pig" Miller**.

Jan. 23 Signed **Michael Dickerson**, **Bryce Drew** and **Cuttino Mobley**.

Feb. 5 Signed **Stanley Roberts**.

Feb. 16 Waived **John Coker**.

Feb. 18 Rockets Head Coach **Rudy Tomjanovich** named head coach of the USA Basketball Team, which will participate in the 1999 qualification tournament for the 2000 Olympic Games.

Mar. 11 Traded **Rodrick Rhodes** to the Vancouver Grizzlies for **Sam Mack**.

June 30 Selected **Kenny Thomas** with the 22nd pick, **Tyrone Washington** with the 44th pick and **Venson Hamilton** with the 50th pick of the 1999 NBA Draft.

Aug. 11 **Robert Barr** resigns his post as Sr. Executive Vice-President of Basketball Affairs.

Aug. 13 Signed **Kenny Thomas**.

Aug. 27 Acquired the draft rights to **Steve Francis** along with **Tony Massenburg** from Vancouver and **Don MacLean** and a future 1st round pick from Orlando in a three-way, 11-player trade. In exchange for the players and draft pick, the Rockets traded **Antoine Carr**, **Michael Dickerson**, **Othella Harrington**, **Brent Price** and a future 1st round pick to Vancouver while Orlando acquired **Lee Mayberry**, **Makhtar Ndiaye**, **Rodrick Rhodes** and **Michael Smith** from Vancouver. The Grizzlies also received a future 2nd round pick from Orlando.

Sept. 1 Signed **Steve Francis**.

Sept. 2 Signed **Thomas Hamilton**.

Sept. 29 Signed **Shandon Anderson**.

Oct. 2 Traded **Scottie Pippen** to the Portland Trail Blazers for **Stacey Augmon**, **Kelvin Cato**, **Ed Gray**, **Carlos Rogers**, **Brian Shaw** and **Walt Williams**.

Oct. 4 Re-signed **Charles Barkley**. Waived **Eddie Johnson**. **Mike Wells** promoted to Assistant Coach. **Dennis Lindsey** promoted to Director of Player Personnel.

Oct. 5 Waived **Ed Gray** and **Brian Shaw**.

Oct. 12 Waived **Stacey Augmon**.

Oct. 24 **Charles Barkley** announces that he will retire at the conclusion of the 1999-2000 season.

Oct. 28 Signed **Kelvin Cato** to a contract extension.

Nov. 1 Waived **Matt Maloney** and **Don MacLean**.

Dec. 10 Signed **Devin Gray**.

2000

Jan. 5 Waived **Devin Gray**.

Jan. 6 Signed **Anthony "Pig" Miller** to 10-day contract.

Jan. 7 Signed **Devin Gray** to 10-day contract.

Jan. 13 Signed **Bill Curley** to a 10-day contract.

Jan. 16 Signed **Anthony "Pig" Miller** to a second 10-day contract.

Jan. 17 Signed **Devin Gray** to a second 10-day contract.

Jan. 23 Signed **Bill Curley** to a second 10-day contract.

Jan. 26 Signed **Anthony "Pig" Miller** for the remainder of the season.

Jan. 27 Signed **Devin Gray** for the remainder of the season.

Feb. 3 **Clyde Drexler's** #22 is retired by the Rockets organization.

Feb. 8 Signed **Martyn "Moochie" Norris** to 10-day contract.

Feb. 18 Signed **Martyn "Moochie" Norris** to a second 10-day contract.

Feb. 28 Signed **Martyn "Moochie" Norris** for the remainder of the season.

March 4 Signed Head Coach **Rudy Tomjanovich** to a contract extension.

June 28 Selected **Joel Przybilla** with 9th pick and **Eduardo Najera** with the 38th pick in the 2000 NBA Draft. Acquired draft rights to **Jason Collier** (15th pick) and a future 1st round pick from Milwaukee for draft rights to **Joel Przybilla**. Acquired draft rights to **Dan Langhi** (31st pick) from Dallas for draft rights to **Eduardo Najera** and a future 2nd round pick.

July 17 Signed **Jason Collier** and **Dan Langhi**.

Aug. 2 Re-signed **Cuttino Mobley**.

Aug. 25 Signed **Maurice Taylor**.

Sept. 28 Acquired a conditional future 1st round pick or two future 2nd round picks from Chicago in exchange for **Bryce Drew**.

Oct. 2 Signed **Stais Boseman**, **Lorenzo Johnson** and **Rayford Young**.

Oct. 15 Waived **Lorenzo Johnson** and **Rayford Young**.

Oct. 30 Waived **Stais Boseman**.

Dec. 1 Signed General Manager **Carroll Dawson** to a multi-year contract extension.

Dec. 8 Signed **Anthony "Pig" Miller**.

Dec. 28 Waived **Anthony "Pig" Miller**.

2001

Feb. 28 Signed **Sean Colson** to 10-day contract.

Mar. 10 Signed **Sean Colson** to a second 10-day contract.

Mar. 20 Signed **Sean Colson** for the remainder of the season.

June 2 Traded the 22nd pick in the 2001 NBA Draft to Orlando in exchange for the 23rd pick. In accordance with the guidelines in the trade agreement, the Magic will accept the 18th pick in the draft from Phoenix and convey it to Houston.

June 27 Selected **Richard Jefferson** (13th pick), **Jason Collins** (18th pick) and **Brandon Armstrong** (23rd pick) in the 2001 NBA Draft. Acquired draft rights to **Eddie Griffin** (7th pick) from New Jersey for draft rights to **Jefferson**, **Collins** and **Armstrong**. Acquired draft rights to **Terence Morris** (34th pick) from Atlanta for a future 1st round pick.

July 2 Did not exercise team option on **Carlos Rogers**. In addition, **Shandon Anderson** and **Maurice Taylor** decided not to exercise player options on their contracts.

Aug. 2 Acquired a future 1st round draft pick (**Bostjan Nachbar**) and a future 2nd round draft pick (**Tito Maddox**) from Toronto in exchange for **Hakeem Olajuwon**.

Aug. 10 Acquired **Glen Rice** from the New York Knicks and the draft rights to **Kyle Hill** from the Dallas Mavericks in exchange for **Shandon Anderson**. As part of the deal, the New York Knicks receive **Anderson** from Houston and **Howard Eisley** from Dallas, while the Mavericks acquire **Tyrone "Muggsy" Bogues**.

Aug. 17 Finalized the trade for **Glen Rice**, with the

Dates & Deals

	Rockets receiving future considerations from both Dallas and New York.
Sept. 7	Exercised option on fourth year of Steve Francis' contract. Signed Terence Morris .
Sept. 10	Signed Oscar Torres .
Sept. 19	Signed Eddie Griffin . Promoted Melvin Hunt and Dean Cooper to assistant coaches.
Sept. 26	Exercised the option on the fourth year of Kenny Thomas' contract. Signed Tierre Brown and Ike Nwankwo .
Sept. 27	Signed Darren Kelly .
Sept. 29	Signed Marc Jackson to an offer sheet, which was later matched by Golden State.
Oct. 1	Signed Damon Jones .
Oct. 9	Re-signed guard Martyn "Moochie" Norris .
Oct. 22	Acquired Kevin Willis for the team's 2002 2 nd round pick in a three-team trade with Denver and Milwaukee. As part of the deal, Denver received Scott Williams and a future 1 st round draft pick from Milwaukee, while Milwaukee acquired Aleksandar Radojevic from Denver and Houston's draft pick.
Oct. 25	Waived Damon Jones , Darren Kelly and Ike Nwankwo .
2002	
May 19	With Steve Francis serving as the team representative, the Rockets won the 2002 NBA Draft Lottery, earning the right to pick first in the 2002 NBA Draft.
June 26	Selected Yao Ming (1 st pick), Bostjan Nachbar (15 th pick) and Tito Maddox (38 th pick) in the 2002 NBA Draft.
June 29	Did not exercise team option on Oscar Torres .
July 11	Signed Bostjan Nachbar .
Aug. 26	Signed Steve Francis to a contract extension.
Sept. 12	Signed Tito Maddox .
Sept. 25	Signed Steve Goodrich and Pete Mickeal .
Sept. 26	Signed Tierre Brown and Oscar Torres .
Sept. 30	Signed Juaquin Hawkins and Sonny Watson .
Oct. 1	Signed Brandon Kurtz .
Oct. 16	Waived Brandon Kurtz and Sonny Watson .
Oct. 21	Signed Yao Ming .
Oct. 24	Waived Oscar Torres and Steve Goodrich .
Oct. 25	Promoted Keith Jones and Dennis Lindsey to Vice Presidents of Basketball Operations.
Oct. 28	Waived Tierre Brown .
Nov. 9	Hakeem Olajuwon's #34 is retired by the Rockets organization.
Dec. 18	Acquired James Posey in a three-team trade with the Denver Nuggets and the Philadelphia 76ers. As part of the deal, the Nuggets received Mark Bryant , Art Long , and a future 1 st round pick from Philadelphia and a future 2 nd round pick from Houston, while the 76ers received Kenny Thomas from Houston.
2003	
Jan. 8	Waived Pete Mickeal .
Mar. 16	Rudy Tomjanovich announced a leave of absence as head coach of the team due to bladder cancer, as assistant coach Larry Smith coached the Rockets for the final 17 games of the season.
May 23	Rudy Tomjanovich resigned as head coach.
June 11	Jeff Van Gundy hired as head coach.
June 26	Selected Malick Badiane with the 44 th pick in the 2003 NBA Draft.
June 31	Extended qualifying offer to restricted free agent James Posey (who later signed

	with Memphis). Elected not to exercise the team options on Tito Maddox and Terence Morris .
July 2	Signed Steve Clifford , Andy Greer , Tom Thibodeau and Patrick Ewing hired as assistant coaches.
July 26	Signed Eric Piatkowski .
Aug. 7	Signed Adrian Griffin .
Sept. 8	Signed Torrays Braggs , Ben Davis , Gabe Muoneke , Alex Scales and Mike Wilks .
Sept. 17	Signed Peter Cornell .
Sept. 29	Signed Melvin Sanders and Guy Rucker .
Sept. 30	Acquired John Amaechi and a future 2 nd round pick from Utah in exchange for Glen Rice , future considerations and cash.
Sept. 30	Waived Melvin Sanders and Guy Rucker . Signed Jim Jackson .
Oct. 16	Suspended Eddie Griffin .
Oct. 16	Signed Anthony "Pig" Miller .
Oct. 17	Waived Peter Cornell and Jameel Watkins .
Oct. 23	Waived Anthony "Pig" Miller , Gabe Muoneke and Alex Scales .
Oct. 27	Placed Ben Davis (knee surgery), Adrian Griffin (knee surgery) and Eric Piatkowski (left ankle sprain) on the injured list.
Oct. 27	Placed Eddie Griffin on suspended list.
Oct. 28	Signed Scott Padgett .
Oct. 30	Played the first regular season game in Toyota Center (102-85 win vs. Denver).
Nov. 9	Signed Alton Ford .
Nov. 19	Waived Alton Ford .
Nov. 23	Waived Torrays Braggs .
Nov. 23	Signed Alton Ford .
Nov. 24	Activated Eric Piatkowski .
Nov. 24	Placed Mike Wilks (right shoulder contusion) on the injured list.
Dec. 11	Waived Ben Davis .
Dec. 19	Waived Eddie Griffin .
Dec. 23	Activated Mike Wilks .
Dec. 23	Placed John Amaechi (viral infection/food poisoning) on the injured list.
Dec. 30	Acquired Clarence Weatherspoon from New York in exchange for John Amaechi and Martyn "Moochie" Norris .
2004	
Jan. 7	Waived Alton Ford .
Jan. 15	Signed Mark Jackson .
Feb. 2	Suspended Steve Francis for one game.
Feb. 4	Activated Adrian Griffin .
Feb. 4	Placed Mike Wilks (right foot plantar fasciitis) on the injured list.
Mar. 18	Signed Charles Oakley to 10-day contract.
Mar. 18	Placed Kelvin Cato (left shoulder sprain) on the injured list.
Mar. 26	Activated Mike Wilks .
Mar. 26	Placed Adrian Griffin (right knee chondromalacia) on the injured list.
Mar. 28	Signed Charles Oakley to a second 10-day contract.
Apr. 6	Waived Charles Oakley .
June 24	Selected Luis Flores with 55 th pick in the 2004 NBA Draft. Acquired draft rights to Vassilis Spanoulis (50 th pick) from Dallas for draft rights to Luis Flores .
June 29	Acquired Tracy McGrady , Juwan Howard , Tyronn Lue and Reece Gaines from Orlando for Steve Francis , Cuttino Mobley and Kelvin Cato .
Aug. 9	Signed Charlie Ward and Bob Sura .
Sept. 1	Signed Scott Padgett .
Sept. 8	Acquired Dikembe Mutombo from Chicago for Adrian Griffin , Eric Piatkowski and Mike

Dates & Deals

- Aug. 11** Re-signed free agent **Jon Barry**.
Aug. 15 Designated **Clarence Weatherspoon** for the amnesty (waiver) provision under NBA's new collective bargaining agreement. The provision allowed a team to remove a player's contract amount from the team's salary cap for purposes of calculating the luxury tax.
Aug. 23 Signed free agent **Derek Anderson**.
Aug. 26 Re-signed free agent **Dikembe Mutombo**.
Sept. 1 Signed **Yao Ming** to a multi-year contract extension.
Sept. 8 Signed free agent forward **Lonny Baxter**.
Sept. 29 **Bob Sura** underwent a successful arthroscopic procedure to remove loose particles in his right knee.
Oct. 3 Signed free agents **Dion Glover**, **Chuck Hayes** and **Keith Langford**.
Oct. 4 Acquired **Rafer Alston** from the Toronto Raptors in exchange for **Mike James**.
Oct. 7 Waived forward **Vin Baker**.
Oct. 12 Waived **Charlie Ward**.
Oct. 25 Waived **Chuck Hayes** and **Keith Langford**.
Oct. 28 Hired **Charlie Ward** as Assistant Coach/Player Development.
Nov. 22 **Bob Sura** underwent surgery to repair a ruptured disc in his back. Announced **Dion Glover** underwent knee surgery to repair a bone defect in his right knee.
Dec. 5 Waived **Dion Glover**.
Dec. 10 Signed **Stephen Graham**.
Dec. 19 **Yao Ming** underwent successful surgery to clean out an infection in his left big toe for a condition known as osteomyelitis, which is a common inflammation of the bone caused by bacteria.
Dec. 29 Signed free agent **Josh Davis** and waived **Stephen Graham**. After receiving a special exception from the NBA due to injuries, team signed **John Lucas III**.
- 2006**
- Jan. 4** Waived **Josh Davis** and **John Lucas III**.
Jan. 8 Re-signed **John Lucas III** to 10-day contract.
Jan. 18 Signed **John Lucas III** to a second 10-day contract. After receiving another special exception from the NBA due to injuries, the Rockets also re-signed **Chuck Hayes** to 10-day contract.
Jan. 28 Signed **Chuck Hayes** for the remainder of the season. In addition, Houston's second 10-day contract for **John Lucas III** expired.
Feb. 9 Acquired **Keith Bogans** from the Charlotte Bobcats in exchange for **Lonny Baxter**.
Feb. 13 Acquired **Maciej Lampe** from the New Orleans/Oklahoma City Hornets in exchange for "Moochie" Norris.
Feb. 23 Acquired **Gerald Fitch** from the Miami Heat in exchange for **Derek Anderson**.
Mar. 1 Waived **Jon Barry**.
Mar. 2 Claimed **Rick Brunson** off waivers from the Seattle SuperSonics.
Mar. 6 Assigned **Gerald Fitch** to the Austin Toros of the NBA D-League.
Mar. 13 Recalled and subsequently waived **Gerald Fitch** from the Austin Toros of the NBA D-League.
Mar. 20 Claimed **Richie Fraham** off waivers from the Minnesota Timberwolves.
Apr. 3 Named **Daryl Morey** as the team's Assistant General Manager, and will assume the General Manager position after the 2006-07 season.
Apr. 14 **Yao Ming** underwent successful surgery to repair a clean break of the fifth metatarsal bone in his left foot.

Dates & Deals

Apr. 28	Agreed to a multi-year contract extension with Rockets Vice President of Basketball Operations/Player Personnel Dennis Lindsey .		
May 30	Announced that Rockets President & CEO George Postolos would resign effective June 30 to found The Postolos Group, a merchant firm focused on investment opportunities in the sports and entertainment field.		
June 13	Picked up the option on the contract of Chuck Hayes .		
June 28	Selected Connecticut forward Rudy Gay with the eighth overall selection in the 2006 NBA Draft. Added Marquette forward Steve Novak in the second round with the 32 nd overall pick, which was previously acquired from the New York Knicks. Acquired the draft rights to forward Lior Eliyahu from the Orlando Magic for cash considerations. The Magic selected Eliyahu with 44 th overall selection, which was a pick acquired by Orlando from the Milwaukee Bucks.		
July 12	Acquired Shane Battier from the Memphis Grizzlies in exchange for Stromile Swift and the draft rights to Rudy Gay .		
July 14	Acquired Kirk Snyder from the New Orleans/Oklahoma City Hornets in exchange for cash and future draft considerations.		
July 19	Signed Greek guard Vassilis Spanoulis to a multi-year contract.		
July 26	Signed second-round draft pick Steve Novak to a multi-year contract.		
July 28	Signed free agent John Lucas III to a multi-year contract.		
Aug. 4	Signed free agent Kelenna Azubuike .		
Aug. 30	Assistant Coach Patrick Ewing announced his resignation from the team's coaching staff, citing a desire to spend more time with his family as a primary reason for his decision.		
Sept. 5	Added free agents Casey Jacobsen and Matt Haryasz .		
Oct. 2	Signed free agents Scott Padgett and Bonzi Wells .		
Oct. 9	Yao Ming had the nail removed from his left big toe.		
Oct. 19	Released Matt Haryasz .		
Oct. 24	Waived Kelenna Azubuike .		
Oct. 27	Waived Ryan Bowen and Casey Jacobsen . Picked up the options on the contracts of Luther Head and Kirk Snyder .		
Oct. 30	Houston Rockets Owner Leslie Alexander named Tad Brown as CEO of the Houston Rockets and Clutch City Sports & Entertainment.		
Nov. 21	Kirk Snyder underwent a successful surgical procedure to repair a spiral fracture of the second metacarpal bone in his right hand.		
	2007		
Feb. 13	Acquired Jake Tsakalidis from the Memphis Grizzlies in exchange for Scott Padgett .		
Apr. 16	Carroll Dawson was honored by Owner Leslie Alexander with "Carroll Dawson Tribute Night," where a banner bearing his name was hung from the rafters of Toyota Center in honor of Dawson's 27 seasons with the Rockets organization as General Manager and as an assistant coach.		
May 10	Owner Leslie Alexander announced that Daryl Morey officially assumed his role as General Manager of the franchise. Morey took over the position from retiring General Manager Carroll Dawson , who remained with the Rockets as a Senior Consultant.		
May 18	Announced that the Rockets and Head Coach Jeff Van Gundy had decided to part ways.		
May 23	Owner Leslie Alexander named Rick Adelman as the 11 th head coach in team history.		
June 14	Acquired Mike James and Justin Reed from the Minnesota Timberwolves in exchange for Juwan Howard .		
June 19	Announced the hiring of Elston Turner , Jack Sikma , T.R. Dunn and R.J. Adelman as assistant coaches.		
June 25	Announced Bonzi Wells elected to opt in to the final year of his current contract. In addition, Rockets announced the signing of radio play-by-play man Gene Peterson and analyst Jim Foley to contract extensions through the 2007-08 season, which signified the final year for each as a member of the Rockets broadcast team. Peterson marks his 33 rd season as the "Voice of the Rockets" while Foley enters his 36 th year with the franchise.		
June 28	Selected Oregon guard Aaron Brooks in the first round (26 th overall) of the 2007 NBA Draft. Houston then sent a future second-round selection and cash considerations to Seattle for the draft rights to Purdue forward Carl Landry , who was chosen by the SuperSonics in the second round (31 st overall) with a pick previously acquired from the Memphis Grizzlies. The Rockets also acquired a second-round selection (54 th overall) from the Orlando Magic for cash considerations, which Houston used to draft Australian guard Brad Newley . The pick was originally obtained by the Magic from the Cleveland Cavaliers.		
July 7	Signed first-round draft pick Aaron Brooks to a multi-year contract.		
July 12	Obtained the draft rights to Argentinean forward Luis Scola along with Jackie Butler from San Antonio in exchange for Vassilis Spanoulis , a second-round pick in the 2009 NBA Draft and other considerations going to the Spurs.		
July 13	Signed free agent Mike Harris to a non-guaranteed contract.		
July 17	Signed Luis Scola to a contract.		
July 20	Announced the signing of free agent Steve Francis .		
July 23	Keith Garnett announced as Rehabilitation & Performance Coordinator/Assistant Athletic Trainer.		
July 24	Officially announced the promotion of Anthony Nila to equipment manager.		
Aug. 3	Re-signed restricted free agent forward Chuck Hayes .		
Aug. 8	Announced the promotions of Dean Cooper to Vice President of Player Personnel and Gersson Rosas to Director of Scouting. In addition to the promotions, the Rockets named Phil Jabour as Personnel Video Coordinator.		
Sept. 5	Promoted Keith Jones to Senior Vice President of Basketball Operations/Athletic Trainer.		
Sept. 25	Announced the promotion of Sam Hinkie to Vice President of Basketball Operations.		
Oct. 1	Re-signed free agent Dikembe Mutombo and signed Carl Landry . Rockets also announced the hiring of Kenny Atkinson as Director of Player Development and the addition of Pat Zipfel as an advance scout.		
Oct. 22	Waived Mike Harris .		
Oct. 29	Waived Jackie Butler , John Lucas , Justin		

Dates & Deals

- Oct. 31** **Reed and Bob Sura.** Picked up the option on the contract of **Luther Head**.
- Nov. 11** **Steve Novak** was assigned to Houston's NBA Development League affiliate, Rio Grande Valley Vipers.
- Dec. 6** Assigned **Aaron Brooks** to the Rio Grande Valley Vipers of the NBA D-League.
- Dec. 14** Recalled **Aaron Brooks** from Rio Grande Valley of the D-League.
- Dec. 16** **Steve Novak** also recalled from Rio Grande Valley of the D-League.

2008

- Feb. 21** Acquired **Bobby Jackson** and **Adam Haluska** from New Orleans, as well as a second-round draft pick in the 2008 NBA Draft as part of a three-team trade between the Rockets, Hornets and Memphis Grizzlies. The trade had the Rockets sending **Mike James** and **Bonzi Wells** to the Hornets. To complete the deal, **Marcus Vinicius** was sent from New Orleans to Memphis, with the Rockets then acquiring the draft rights to **Sergei Lishouk** from the Grizzlies in exchange for the draft rights to **Malick Badiane**, who was Houston's second-round pick in the 2003 NBA Draft. The Rockets also acquired **Gerald Green** from the Minnesota Timberwolves in exchange for **Kirk Snyder**, Houston's 2010 second-round NBA Draft pick and cash considerations.
- Feb. 26** Signed **Bobby Jones** to a 10-day contract and waived **Adam Haluska**. **Steve Francis** also underwent successful surgery to repair a torn quadriceps tendon in his right knee.
- Mar. 3** **Yao Ming** underwent successful surgery to repair a stress fracture in the tarsal navicular bone in his left foot.
- Mar. 7** Signed **Justin Williams** to a 10-day contract following the expiration of a 10-day contract for **Bobby Jones**.
- Mar. 8** Signed **Mike Harris** to a 10-day contract and waived **Gerald Green**.
- Mar. 17** The 10-day contract for **Justin Williams** expired with the Rockets.
- Mar. 18** Signed **Mike Harris** to a second 10-day contract.
- Mar. 21** Signed **Loren Woods** to a 10-day contract.
- Mar. 29** Signed **Mike Harris** for the remainder of the season.
- Apr. 1** Rockets signed **Loren Woods** to a second 10-day contract.
- Apr. 11** Rockets Owner **Leslie Alexander** honored **Hakeem "The Dream" Olajuwon** for his many contributions to the Rockets organization with the unveiling of a commissioned bronze sculpture in front of Toyota Center. The Rockets also signed **Loren Woods** for the remainder of the season.
- May 6** **Tracy McGrady** underwent a pair of arthroscopic surgical procedures in order to clean out loose bodies in the joints of his left knee and left shoulder.
- May 7** **Steve Francis** elected to pick up the player option on the final year of his current contract.
- May 9** **Rafer Alston** underwent successful surgery to repair ligament and tendon damage in his right ankle. **Shane Battier** also underwent successful arthroscopic surgery in order to remove bone spurs in his left ankle.
- June 26** In the 2008 NBA Draft, Houston traded the draft rights to **Nicolas Batum** (25th overall pick) to the Portland Trail Blazers for the draft rights to **Darrell Arthur** (27th overall pick) and **Joey Dorsey** (33rd overall pick). The Rockets then sent the draft rights for Arthur to the Grizzlies for the draft rights to **Donté Greene** (28th overall pick) and Memphis' 2009 second-round pick. Houston took **Maarty Leunen** (54th overall pick) with its own selection in the second round.
- June 29** Extended qualifying offer to restricted free agent **Carl Landry**.
- June 30** Picked up the option on the contract of **Steve Novak**.
- July 10** Signed free agent **Brent Barry** to a two-year contract.
- July 14** Signed rookie **Donté Greene** to a multi-year deal.
- Aug. 6** Traded **Steve Novak** to the L.A. Clippers for future draft considerations.
- Aug. 13** Waived **Loren Woods**.
- Aug. 14** Acquired **Ron Artest**, **Patrick Ewing Jr.** and **Sean Singletary** from the Sacramento Kings in exchange for **Bobby Jackson**, **Donté Greene**, Houston's 2009 first-round draft pick and other considerations.
- Aug. 21** Hired **Brett Gunning** as Director of Player Development.
- Aug. 25** Acquired **D.J. Strawberry** from the Phoenix Suns in exchange for **Sean Singletary**.
- Aug. 28** **Chuck Hayes** underwent successful surgery to repair a broken nose sustained during a workout.
- Aug. 29** Acquired draft rights to **Frederic Weis** from the New York Knicks in exchange for **Patrick Ewing Jr.**
- Sept. 3** Announced the promotion of **Gersson Rosas** to Director of Player Personnel and the hiring of **Arturas Karnisovas** as Director of Global Scouting & International Affairs.
- Sept. 10** Announced hirings of **Gerald Madkins** as Director of Scouting and **Shawn Respert** as Director of Player Programs.
- Sept. 29** Officially matched the offer sheet to **Carl Landry** from the Charlotte Bobcats and came to terms on a contract with **Joey Dorsey**. Team also signed **Marcus Campbell** and **Von Wafer**.
- Oct. 5** Waived **Marcus Campbell**.
- Oct. 23** Waived **Mike Harris**.
- Oct. 24** Waived **D.J. Strawberry**.
- Oct. 30** Picked up the option on the contract of **Aaron Brooks**.
- Dec. 16** **Leslie Alexander** and the Rockets family honored **Gene Peterson** and **Jim Foley** with a private pre-game reception and a special tribute ceremony at halftime of the Rockets-Nuggets game, which included naming Toyota Center's Media Center after the long-time broadcast duo. Peterson and Foley stepped aside from the microphones at the end of the 2007-08 season following an amazing 21 years together on the Rockets Radio Network.
- Dec. 24** Acquired a conditional second-round pick in 2011 from the Memphis Grizzlies in exchange for **Steve Francis**, a 2009 second-round pick and cash considerations. The second-round pick going back to Memphis was originally acquired by the Rockets from the Grizzlies on 2008 NBA Draft night (6/26/08).
- Dec. 26** Assigned **Joey Dorsey** to Houston's NBA D-League affiliate the Rio Grande Valley Vipers.
- Dec. 31** Re-signed unrestricted free agent **Dikembe Mutombo**.

Dates & Deals

2009

- Jan. 10** Recalled **Joey Dorsey** from Rio Grande Valley on a rehabilitation assignment.
- Feb. 19** Acquired **Kyle Lowry** from Memphis and **Brian Cook** from Orlando as part of a three-team trade. The deal had the Rockets sending **Rafer Alston** to the Magic, while the Grizzlies received a first-round draft selection from Orlando in the 2009 NBA Draft along with **Adonal Foyle** and **Mike Wilks**.
- Feb. 24** **Tracy McGrady** underwent season-ending microfracture surgery on his left knee.
- Feb. 28** Waived **Luther Head**.
- Mar. 3** Signed **James White** to a 10-day contract on a GATORADE Call-Up from the Anaheim Arsenal of the NBA D-League.
- Mar. 13** Signed **James White** to a second 10-day contract.
- Mar. 23** Signed **James White** to a multi-year contract.
- Apr. 27** **Dikembe Mutombo** underwent successful surgery to repair a ruptured quadricep tendon in his left knee.
- May 21** Picked up the option on the contracts for assistant coaches **Elston Turner**, **Jack Sikma**, **T.R. Dunn** and **R.J. Adelman**.
- June 22** **Brian Cook** exercised player option on his contract for 2009-10.
- June 25** Obtained the draft rights to three second-round picks in the 2009 NBA Draft, acquiring the rights to Central Florida guard **Jermaine Taylor** (32nd overall) from the Washington Wizards and Spanish guard **Sergio Llull** (34th overall) from the Denver Nuggets each in exchange for cash considerations. Also acquired the rights to Arizona forward **Chase Budinger** (44th overall) from the Detroit Pistons for a future second-round pick and cash considerations.
- June 29** Became the first NBA team to enter into a single-affiliation partnership with their NBA D-League affiliate. Under terms of the agreement, the Rockets assumed responsibility of the Rio Grande Valley Vipers basketball operations while the local ownership group continued overseeing the team's business operations.
- July 8** Signed free agent **Trevor Ariza** using the Disabled Player Exception granted by the NBA for **Yao Ming**.
- July 10** Announced the hiring of **Darryl Eto** to the newly created position of Director of Strength & Conditioning.
- July 14** Acquired the rights to **David Andersen** from the Atlanta Hawks in exchange for cash and future considerations.
- July 21** **Yao Ming** underwent successful surgery to repair the broken bone in his left foot.
- Aug. 5** Signed **Jermaine Taylor** to a multi-year contract.
- Aug. 12** Came to terms on a multi-year deal with **David Andersen**.
- Aug. 13** Signed **Chase Budinger** to a multi-year contract.
- Sept. 3** Inked free agent **Pops Mensah-Bonsu**.
- Sept. 17** Announced the promotion of **Gersson Rosas** to Vice President of Player Personnel.
- Sept. 22** Traded **James White** to the Denver Nuggets in exchange for the draft rights to **Axel Hervelle**. Also signed free agent guards **Will Conroy** and **Garrett Temple**.
- Sept. 25** Owner **Leslie Alexander** announced the re-signing of **Daryl Morey** as the team's General Manager and Managing Director of Basketball Operations.

- Sept. 30** Signed **Romel Beck**.
- Oct. 7** Announced Vice President of Player Personnel **Gersson Rosas** has also been named General Manager of the team's NBA Development League affiliate the Rio Grande Valley Vipers.
- Oct. 21** Waived **Romel Beck** and **Garrett Temple**.
- Oct. 22** Released **Will Conroy**.
- Oct. 23** Waived **Brent Barry**.
- Oct. 30** Picked up the option on the contract of **Aaron Brooks**.
- Nov. 13** Assigned **Joey Dorsey** to Houston's single-affiliation NBA D-League partner Rio Grande Valley Vipers. Waived **Pops Mensah-Bonsu**.
- Dec. 23** Signed **Mike Harris** as a GATORADE Call-Up from the D-League Rio Grande Valley Vipers.

2010

- Jan. 6** Waived **Mike Harris**.
- Jan. 13** Recalled **Joey Dorsey** from Rio Grande Valley.
- Jan. 28** Assigned **Jermaine Taylor** to Rio Grande Valley. Signed **Will Conroy** from the Vipers to a 10-day contract.
- Feb. 4** Recalled **Jermaine Taylor** from Rio Grande Valley.
- Feb. 8** The 10-day contract for **Will Conroy** expired. Signed GATORADE Call-Up **Garrett Temple** from Rio Grande Valley to a 10-day contract.
- Feb. 18** Acquired **Kevin Martin** and **Hilton Armstrong** from the Sacramento Kings, as well as **Jordan Hill**, **Jared Jeffries** and draft considerations from the New York Knicks as part of a three-team, nine-player trade. The Rockets traded **Tracy McGrady** to New York, while sending **Carl Landry**, **Joey Dorsey** and cash considerations to Sacramento. The 10-day contract for **Garrett Temple** expired.
- Feb. 19** Re-assigned **Jermaine Taylor** to Rio Grande Valley.
- Feb. 20** Waived **Brian Cook** and signed **Garrett Temple** to a second 10-day contract.
- Feb. 23** Recalled **Jermaine Taylor** from Rio Grande Valley.
- Mar. 2** The 10-day contract for **Garrett Temple** expired. Signed **Will Conroy** to a second 10-day contract, marking Conroy's fifth-career GATORADE Call-Up to the NBA.
- Mar. 11** The second 10-day contract for **Will Conroy** expired.
- Mar. 17** Re-assigned **Jermaine Taylor** to Rio Grande Valley.
- Mar. 22** Promoted **Sam Hinkie** to Executive Vice President of Basketball Operations.
- Mar. 24** Recalled **Jermaine Taylor** from Rio Grande Valley. Signed **Mike Harris** from the Vipers for the remainder of the season, marking his third GATORADE Call-Up to the NBA in 2009-10.
- Apr. 9** Waived **Hilton Armstrong** and signed GATORADE Call-Up **Alexander Johnson** of the D-League's Sioux Falls Skyforce for the remainder of the season.
- Apr. 13** Assigned **Mike Harris** to Rio Grande Valley.
- June 24** Selected Kentucky forward **Patrick Patterson** in the first round (14th overall) of the 2010 NBA Draft.
- June 29** **Yao Ming** announced that he has elected to forgo the early termination option on his contract.
- June 30** Extended qualifying offers to **Kyle Lowry** and **Luis Scola**. Exercised a team option to extend the contract of **Chuck Hayes** to

Dates & Deals

History

Dates & Deals

History

Mar. 16	Waived Terrence Williams .	New York chose not to match Houston's offer sheet.	
Mar. 17	Signed Courtney Fortson of the D-League's L.A. D-Fenders to a 10-day contract, marking his second GATORADE Call-Up of the season.	July 18 July 20	Waived Jerome Jordan and Jon Leuer . Agreed to a sign-and-trade with Courtney Lee , which sent him to the Boston Celtics as part of a three-team trade. The Rockets received from Boston a Charlotte Bobcats second-round draft pick in the 2013 NBA Draft, JaJuan Johnson , E'Twaun Moore and Sean Williams . The pick was previously acquired by Boston via the Oklahoma City Thunder. Houston also acquired the rights to Jon Diebler from the Portland Trail Blazers. Houston subsequently waived E'Twaun Moore .
Mar. 19	Waived Derek Fisher .	July 21	Signed Chicago Bulls restricted free agent Omer Asik to an offer sheet.
Mar. 21	Re-assigned Greg Smith back to Rio Grande Valley.	July 24	Added Omer Asik after the Chicago Bulls chose not to match Houston's offer sheet.
Mar. 26	Signed Earl Boykins to a 10-day contract.	July 26	Announced the signing of 2012 first-round picks Jeremy Lamb , Royce White and Terrence Jones .
Mar. 27	Signed Malcolm Thomas of the D-League's L.A. D-Fenders to a 10-day contract, marking his second GATORADE Call-Up of the season. Rockets also inked Courtney Fortson for the remainder of the season.	Aug. 15	Waived Josh Harrellson .
Mar. 30	Assigned Malcolm Thomas to the Vipers.	Aug. 20	Signed unrestricted free agent Carlos Delfino from the Milwaukee Bucks.
Apr. 5	Inked Earl Boykins to a second 10-day contract. Houston also assigned Courtney Fortson to Rio Grande Valley.	Aug. 27	Waived Sean Williams .
Apr. 6	The 10-day contract for Malcolm Thomas expired.	Sept. 5	Waived Diamon Simpson .
Apr. 8	Courtney Fortson and Greg Smith rejoined the Rockets following the conclusion of Rio Grande Valley's season.	Sept. 6	Promoted Gersson Rosas to the title of Executive VP of Basketball Operations.
Apr. 12	Signed Diamon Simpson .	Sept. 7	Signed rookie free agent Scott Machado .
Apr. 15	Signed Earl Boykins for the remainder of the season.	Sept. 20	Waive Courtney Fortson .
May 1	Kyle Lowry underwent successful surgery to correct a sports hernia.	Sept. 24	Signed rookie free agents Kyle Fogg and Demetri McCamey .
June 26	Acquired the 18 th overall pick in the 2012 NBA Draft from the Minnesota Timberwolves in exchange for Chase Budinger and the draft rights to Lior Eliyahu . The 18 th selection was a pick originally acquired by Minnesota from the Utah Jazz.	Sept. 25	Announced the hiring of Dean Cooper as assistant coach, Jesse Mermuys as assistant coach/Director of Player Development, Gianluca Pascucci as Director of Player Personnel/RGV Assistant GM, and Jason Staudt as NBA advance scout. In addition, the Rockets promoted Jim Paulis to personnel scout/RGV Director of Scouting.
June 27	Traded up to the 12 th overall pick in the 2012 NBA Draft while acquiring Jon Brockman , Jon Leuer and Shaun Livingston from the Milwaukee Bucks in exchange for Samuel Dalembert , the 14 th overall pick in the 2012 NBA Draft, a future second-round pick and cash considerations.	Oct. 12	Waive Kyle Fogg and Demetri McCamey .
June 28	Selected Connecticut guard/forward Jeremy Lamb (12 th overall), Iowa State forward Royce White (16 th overall) and Kentucky forward Terrence Jones (18 th overall) in the 2012 NBA Draft.	Oct. 27	Acquired James Harden , Cole Aldrich , Daequan Cook and Lazar Hayward from the Oklahoma City Thunder in exchange for Kevin Martin , Jeremy Lamb and three future draft selections.
June 29	Acquired the draft rights to Turkish forward Furkan Aldemir (53 rd overall) from the L.A. Clippers as part of a four-team trade involving the Clippers, the Dallas Mavericks and the Utah Jazz.	Oct. 29	Waived Jon Brockman , Gary Forbes , Lazar Hayward , JaJuan Johnson and Shaun Livingston .
July 6	Signed Donatas Motiejunas to a multi-year contract.	Oct. 31	Signed James Harden to a multi-year contract extension and picked up the 2013-14 options of Marcus Morris and Patrick Patterson .
July 11	Acquired a future lottery pick and Gary Forbes from the Toronto Raptors in exchange for Kyle Lowry . The Rockets then agreed to a sign-and-trade with Marcus Camby , which sent him to the New York Knicks in exchange for Toney Douglas , Josh Harrellson , Jerome Jordan , second-round draft picks in 2014 and 2015, as well as cash considerations.	Nov. 10	Coach Kevin McHale took an immediate leave of absence from the team to attend to a personal family matter. Assistant Kelvin Sampson to serve as acting head coach in McHale's absence.
July 13	Waived Luis Scola and designated him as the team's amnesty player under the new CBA.	Nov. 13	Assigned Scott Machado and Donatas Motiejunas to Houston's single-affiliation NBA D-League partner Rio Grande Valley Vipers.
July 14	Inked New York Knicks restricted free agent Jeremy Lin to an offer sheet.	Nov. 25	Recalled Donatas Motiejunas from Rio Grande Valley.
July 17	Announced the signing of Jeremy Lin after	Nov. 26	Recalled Scott Machado from the Vipers.
		Nov. 30	Assigned Terrence Jones and Scott Machado to Rio Grande Valley.
		Dec. 3	Recalled Terrence Jones from the Vipers.
		Dec. 8	Coach Kevin McHale rejoined the team from his leave of absence.
		Dec. 14	Assigned Terrence Jones and Donatas Motiejunas to Rio Grande Valley.
		Dec. 16	Recalled Terrence Jones from the Vipers.
		Dec. 18	Recalled Donatas Motiejunas from Rio

Dates & Deals

Grande Valley.
Dec. 22 Recalled **Scott Machado** from the Vipers.
Dec. 26 Assigned **Terrence Jones** to Rio Grande Valley.
Dec. 29 Assigned **Royce White** to the Vipers.

2013

Jan. 2 Waived **Daequan Cook** and signed free agent **James Anderson**.
Jan. 6 Suspended **Royce White** for refusing to provide services as required by his Uniform Player Contract.
Jan. 7 Waived **Scott Machado** and signed free agent **Patrick Beverley**, who was assigned to Rio Grande Valley.
Jan. 14 Recalled **Terrence Jones** and **Patrick Beverley** from the Vipers.
Jan. 16 Assigned **Terrence Jones** to Rio Grande Valley.
Jan. 22 Recalled **Terrence Jones** and assigned **Donatas Motiejunas** to the Vipers.
Jan. 26 Re-instated **Royce White**.
Jan. 28 Recalled **Donatas Motiejunas** from the Vipers.
Feb. 1 Assigned **Terrence Jones** to Rio Grande Valley.
Feb. 10 Assigned **Greg Smith** to the Vipers.
Feb. 11 **Royce White** reported to Rio Grande Valley.
Feb. 14 Recalled **Terrence Jones** and **Greg Smith** from the Vipers.
Feb. 20 Acquired **Thomas Robinson**, **Francisco Garcia** and **Tyler Honeycutt** from the Sacramento Kings in exchange for **Patrick Patterson**, **Toney Douglas** and **Cole Aldrich**.
Feb. 21 Acquired Phoenix's 2013 second-round draft pick for **Marcus Morris**.
Feb. 24 Assigned **Tyler Honeycutt** to Rio Grande Valley.
Feb. 25 Signed **Tim Ohlbrecht** from the Vipers to a multi-year deal.
Mar. 5 Recalled from Rio Grande Valley and then waived **Tyler Honeycutt**. Signed free agent **Aaron Brooks**.
Mar. 21 Assigned **Terrence Jones** to the Vipers.
Apr. 1 Recalled **Terrence Jones** from Rio Grande Valley.
Apr. 9 Assigned **Tim Ohlbrecht** to the Vipers.
June 27 Selected **Isaiah Canaan** with the 34th overall pick in the 2013 NBA Draft.
June 30 Declined the option on the contract of **Francisco Garcia** and waived **Aaron Brooks** and **Carlos Delfino**.
July 10 Acquired the draft rights to **Kostas Papanikolaou** and **Marko Todorovic**, as well as two future second-round draft picks from the Portland Trail Blazers in exchange for **Thomas Robinson**.
July 13 Traded **Royce White**, the draft rights to **Furkan Aldemir** and cash considerations to the Philadelphia 76ers for future draft considerations. Rockets also waived **James Anderson** and **Tim Ohlbrecht**.
July 13 Signed three-time NBA Defensive Player of the Year **Dwight Howard** to a four-year maximum contract.
July 14 Inked rookies **Isaiah Canaan**, **Robert Covington** and **B.J. Young**.
July 16 Signed unrestricted free agent **Omri Casspi**.
July 19 Re-signed **Aaron Brooks** and added **Reggie Williams**.
July 29 Signed unrestricted free agent **Marcus Camby**.
Aug. 2 Re-signed unrestricted free agent **Francisco Garcia** and announced the signing of **Jordan Henriquez**.

Aug. 28 Added free agent **Ronnie Brewer**.
Oct. 4 Released **Jordan Henriquez**.
Oct. 17 Signed rookie free agent **Troy Daniels**.
Oct. 26 Waived **Troy Daniels**.
Oct. 27 Released **Marcus Camby**.
Oct. 28 Waived **Reggie Williams**.
Nov. 6 Assigned **Isaiah Canaan** and **Robert Covington** to Houston's single-affiliation NBA D-League partner Rio Grande Valley.
Dec. 23 Recalled **Isaiah Canaan** from the Vipers.
Dec. 26 Re-hired **Gersson Rosas** to co-lead Houston's Scouting & Player Personnel Department along with Gianluca Pascucci.

2014

Jan. 18 Recalled **Robert Covington** from Rio Grande Valley.
Jan. 20 Re-assigned **Isaiah Canaan** to the Vipers.
Jan. 30 Recalled **Isaiah Canaan** from Rio Grande Valley.
Feb. 6 Re-assigned **Robert Covington** to the Vipers.
Feb. 9 Recalled **Robert Covington** from Rio Grande Valley.
Feb. 13 Re-assigned **Robert Covington** to the Vipers.
Feb. 17 Re-assigned **Isaiah Canaan** to Rio Grande Valley.
Feb. 20 Acquired **Jordan Hamilton** in a trade with the Denver Nuggets in exchange for **Aaron Brooks**.
Feb. 21 Recalled **Isaiah Canaan** from the Vipers. Rockets also waived **Ronnie Brewer** and re-signed **Troy Daniels** from Rio Grande Valley and assigned to the Vipers.
Mar. 2 Recalled **Troy Daniels** from Rio Grande Valley.
Mar. 8 Re-assigned **Troy Daniels** to the Vipers.
Apr. 9 Recalled **Robert Covington** and **Troy Daniels** from Rio Grande Valley.
Apr. 10 Signed **Dexter Pittman** and waived **Greg Smith**.
Apr. 12 Re-assigned **Robert Covington** and **Troy Daniels** to the Vipers.
Apr. 12 Recalled **Robert Covington** and **Troy Daniels** from Rio Grande Valley.
Apr. 14 Re-assigned **Isaiah Canaan** and **Robert Covington** to Rio Grande Valley.
Apr. 14 Waived **Dexter Pittman**.
Apr. 15 Recalled **Isaiah Canaan** and **Robert Covington** from Rio Grande Valley.
Apr. 16 Signed **Josh Powell** from the Philippine Basketball Association club Barangay Ginebra San Miguel.
Apr. 17 Re-assigned **Robert Covington** and **Isaiah Canaan** to the Rio Grande Valley Vipers.
Apr. 22 Recalled **Isaiah Canaan** and **Robert Covington** from Rio Grande Valley.
Jun. 26 Selected **Clint Capela** (25th overall) and **Nick Johnson** (42nd overall) in the 2014 NBA Draft. Acquired draft rights to **Alessandro Gentile** from Minnesota.
Jun. 30 Tendered Qualifying Offers to **Troy Daniels** and **Chandler Parsons**.
Jul. 13 Acquired draft rights to **Sergei Lishouk** from LA Lakers in exchange for **Jeremy Lin**.
Jul. 14 Acquired **Trevor Ariza** from Washington in a sign-and-trade.
Jul. 15 Acquired **Scotty Hopson** and **Alonzo Gee** from New Orleans in exchange for **Omer Asik** and **Omri Casspi**.
Jul. 17 Signed **Jeff Adrien** as a free agent.
Jul. 18 Signed **Joey Dorsey** and **Ish Smith**.
Jul. 23 Signed draftee **Clint Capela**.
Jul. 25 Signed draftee **Nick Johnson**.
Aug. 27 Signed undrafted free agent **Tarik Black**.

The Last Time

Individual

Rockets player with 50 points

1/18/96 vs. Boston – Hakeem Olajuwon (51)

Opponent with 50 points

4/11/14 at Minnesota – Corey Brewer (51)

Rockets player with 40 points

3/9/14 vs. Portland (OT) – James Harden (41)

Opponent with 40 points

4/11/14 at Minnesota – Corey Brewer (51)

Rockets player with triple-double

3/27/14 vs. Philadelphia – James Harden (26 pt/10 reb/10 ast)

Opponent with triple-double

11/13/13 vs. Philadelphia – Tony Wroten (18 pt/10 reb/11 ast)

Rockets player with 30 point-20 rebound game

1/28/92 vs. Minnesota – Hakeem Olajuwon (34 pt., 23 reb.)

Opponent with 30 point-20 rebound game

12/12/13 vs. Portland – LaMarcus Aldridge (31 pt., 25 reb.)

Rockets player with 20 point-20 rebound game

12/8/13 vs. Orlando – Dwight Howard (20 pt., 22 reb.)

Opponent with 20 point-20 rebound game

3/20/14 at Minnesota – Gorgui Dieng (22 pt., 21 reb.)

Rockets player with 30 rebounds

11/2/96 at Phoenix – Charles Barkley (33)

Opponent with 30 rebounds

2/21/95 vs. San Antonio – Dennis Rodman (30)

Rockets player with 20 rebounds

4/6/14 vs. Denver – Omer Asik (23)

Opponent with 20 rebounds

4/11/14 vs. Minnesota – Gorgui Dieng (20)

Rockets player with 20 point-15 assist game

2/1/86 at Chicago – John Lucas (20 pt., 15 asst.)

Opponent with 20 point-15 assist game

4/9/14 vs. Denver – Randy Foye (30 pt., 15 asst.)

Rockets player with 20 assists

1/25/83 vs. New Jersey – Allen Leavell (22)

Opponent with 20 assists

3/30/96 vs. Portland – Rod Strickland (20)

Rockets player with 15 assists

12/31/11 vs. Atlanta – Kyle Lowry (18)

Opponent with 15 assists

4/9/14 vs. Denver – Randy Foye (15)

Rockets player perfect from the field (min. 8 attempts)

1/17/09 vs. Miami – Yao Ming (12-12 FG)

Opponent perfect from the field (min. 8 attempts)

2/24/10 vs. Orlando – Dwight Howard (11-11 FG)

Rockets player with 15-plus free throws made

4/11/14 at Minnesota – James Harden (15)

Opponent with 15-plus free throws made

1/16/14 vs. Oklahoma City – Kevin Durant (18)

Rockets player with 7-plus 3-pointers made

3/9/14 vs. Portland (OT) – James Harden (7)

Opponent with 7-plus 3-pointers made

2/2/14 vs. Washington – Trevor Ariza (10)

Rockets player with 7-plus steals

1/5/13 at Cleveland – James Harden (7)

Opponent with 7-plus steals

3/7/04 vs. Dallas – Dirk Nowitzki (9)

Rockets player with 10-plus blocks

4/13/96 vs. Dallas – Hakeem Olajuwon (10)

Opponent with 10-plus blocks

11/4/73 at L.A. Lakers – Elmore Smith (14)

Team

Won by 40-plus points

1/28/13 at Utah (+45, 125-80)

Lost by 40-plus points

3/7/99 at Portland (-40, 71-111)

Rockets scored 150-plus points

1/10/91 at Denver (W, 156-133)

Opponent scored 150-plus points

4/11/95 vs. Dallas (L-2OT, 147-156)

Rockets scored 140-plus points

4/8/14 at LA Lakers (W, 145-130)

Opponent scored 140-plus points

4/11/95 vs. Dallas (L-2OT, 147-156)

Rockets scored 70-plus points in half

4/8/14 vs. LA Lakers (89, 2nd)

Opponent scored 70-plus points in half

11/4/13 at LA Clippers (78, 1st)

Rockets scored fewer than 30 points in half

1/16/14 vs. Oklahoma City (19, 2nd)

Opponent scored fewer than 30 points in half

4/4/08 at Seattle (25, 2nd)

Rockets had 60-plus rebounds

2/20/14 at Golden State (60, OT)

Opponent had 60-plus rebounds

1/13/10 vs. Minnesota (65, 3OT)

2/21/95 vs. San Antonio (60, regulation)

Rockets had 40-plus assists

2/25/95 vs. Golden State (44)

Opponent had 40-plus assists

4/6/13 at Denver (40)

Rockets had 15-plus steals

4/6/14 at Denver (15)

Opponent had 15-plus steals

12/29/12 vs. Oklahoma City (16)

Rockets had 15-plus blocks

11/13/13 at Philadelphia (15, OT)

11/7/92 vs. Seattle (15)

Opponent had 15-plus blocks

3/24/12 vs. Dallas-OT (15)

Rockets had 3 30-point scorers in a game

2/26/10 vs. S.A. – K. Martin (33), A. Brooks (31), L. Scola (30)

Opponent had 3 30-point scorers in a game

3/27/11 at Miami – L. James (33), C. Bosh (31), D. Wade (30)

Rockets had 4 20-point scorers in a game

12/25/12 at Chicago – J. Harden (26), C. Parsons (23),

O. Asik (20), J. Lin (20)

Opponent had 4 20-point scorers in a game

4/15/13 at Phoenix – L. Scola (26), G. Dragic (21),

P.J. Tucker (21), Mark. Morris (20)

Rockets had only one player in double-digit scoring

1/9/13 at New Orleans – James Harden (25)

Opponent had only one player in double-digit scoring

1/26/07 vs. Portland – Zach Randolph (13)

Rockets with 3 players with a double-double

4/8/14 at LA Lakers – J. Harden (33 pts/12 asts),

D. Motiejunas (13 pts/15 rebs), O. Asik (10 pts/15 rebs)

Opponent with 3 players with a double-double

4/11/14 at Minnesota – D. Cunningham (20 pts/13 rebs),

R. Rubio (16 pts/10 asts), G. Dieng (12 pts/20 rebs)

Rockets with 2 players with double-digit assists

11/27/12 vs. Toronto – James Harden (12), Jeremy Lin (10)

Opponent with 2 players with double-digit assists

4/6/13 at Denver – Andre Iguodala (14), Andre Miller (12)

Rockets in the Draft

Rockets Top Draft Selections

Year	Player, College	Round	No.
1967	Pat Riley, Kentucky	1	7
1968	Elvin Hayes, Houston	1	1
1969	Bobby Smith, Tulsa	1	6
1970	Rudy Tomjanovich, Michigan	1	2
1971	Cliff Meely, Colorado	1	7
1972	John Gianelli, Pacific	2	20
1973	Ed Ratleff, Long Beach State	1	6
1974	Bobby Jones, North Carolina	1	5
1975	Joe Meriweather, Southern Illinois	1	11
1976	John Lucas, Maryland	1	1
1977	Larry Moffett, Nevada-Las Vegas	2	34
1978	Buster Matheny, Utah	2	28
1979	Lee Johnson, East Texas State	1	17
1980	John Stroud, Mississippi	2	27
1981	Ed Turner, Texas A&I	2	45
1982	Terry Teagle, Baylor	1	16
1983	Ralph Sampson, Virginia	1	1
1984	Hakeem Olajuwon, Houston	1	1
1985	Steve Harris, Tulsa	1	19
1986	Buck Johnson, Alabama	1	20
1987	Doug Lee, Purdue	2	35
1988	Derrick Chievous, Missouri	1	16
1989	None		
1990	Alec Kessler, Georgia	1	12(a)
1991	John Turner, Phillips	1	20
1992	Robert Horry, Alabama	1	11
1993	Sam Cassell, Florida State	1	24
1994	Albert Burditt, Texas	2	53
1995	Erik Meek, Duke	2	41
1996	Othella Harrington, Georgetown	2	30
1997	Rodrick Rhodes, USC	1	24
1998	Michael Dickerson, Arizona	1	14
1999	Kenny Thomas, New Mexico	1	22
2000	Joel Przybilla, Minnesota	1	9(b)
2001	Richard Jefferson, Arizona	1	15(c)
2002	Yao Ming, China	1	1
2003	Malick Badiane, Senegal	2	44
2004	Luis Flores, Manhattan	2	55(d)
2005	Luther Head, Illinois	1	24
2006	Rudy Gay, Connecticut	1	8(e)
2007	Aaron Brooks, Oregon	1	26
2008	Nicolas Batum, France	1	25(f)
2009	None		
2010	Patrick Patterson, Kentucky	1	14
2011	Marcus Morris, Kansas	1	14
2012	Jeremy Lamb, Connecticut	1	12
2013	Isaiah Canaan, Murray State	2	34
2014	Clint Capela, Switzerland	1	25

(a) Rights traded to Miami for Dave Jamerson and Carl Herrera.

(b) Rights traded to Milwaukee for the draft rights to Jason Collier and a future number one pick.

(c) Rights traded to New Jersey along with the rights to Jason Collins and Brandon Armstrong for the rights to Eddie Griffin.

(d) Rights traded to Dallas for the rights to Vassilis Spanoulis.

(e) Rights traded to Memphis along with Stromile Swift for Shane Battier.

(f) Rights traded to Portland for the rights to Darrell Arthur and Joey Dorsey. Rockets then sent the rights for Arthur to Memphis for the rights to Donté Greene and Memphis' 2009 second-round pick.

1967

Rd.	Player, College
1.	Pat Riley, Kentucky
2.	Bob Netolicky, Drake
3.	Richie Moore, Hiram Scott (NE)
3.	Nick Jones, Oregon

- Ron Kozlicki, Northwestern
- Craig Dill, Michigan
- Herb McPherson, Murray State
- Robert Cole, Saint Louis
- Elbert Miller, Nevada-Las Vegas
- Al Grundy, St. Joseph's (PA)
- Ron Coleman, Missouri
- John Duncan, Murray State
- Al Ratzutis, California-Western
- Martin Navia, New Mexico-Highlands
- Bob Chlupsa, Manhattan
- John Tolbert, South Carolina A&T

1968

- Elvin Hayes, Houston
- John Q. Trapp, Nevada-Las Vegas
- Stu Lantz, Nebraska
- Harry Barnes, Northeastern
- Glen Combs, Virginia Tech
- Eldridge Webb, Tulsa
- Rick Adelman, Loyola-Marymount
- Aaron Sellers, Jackson State
- John Schetzsie, Ashland
- Mike Butler, Memphis State
- Sonny Epps, Clark (GA)
- Ray Manning, Lane (TN)
- Dave Miller, San Diego State
- Chuck Caldwell, Missouri-St. Louis
- Bill Corley, Connecticut
- Marshall Evans, Lincoln
- William Gaines, East Texas State
- Hal Grant, Pepperdine

1969

- Bobby Smith, Tulsa
- Bernie Williams, LaSalle
- Charles Bonaparte, Norfolk State
- Johnny Allen, Bethune-Cookman
- Charles Hentz, Arkansas A&M
- Bob Tallent, George Washington
- Lynn Shackelford, UCLA
- Bill DeHeer, Indiana
- Larry Cheatham, Tulsa
- Lee Sims, Ashland
- Justis Thigpen, Weber State
- Raul Duarte, South Dakota State
- Joe McBride, Augusta
- Mike Heckman, UC Irvine
- Jerry Nickens, Tougaloo
- Dick Groves, San Jose State
- Steve Howell, Ohio State
- Joe Pridgen, North Carolina State
- Blaine Royer, Illinois State

1970

- Rudy Tomjanovich, Michigan
- Calvin Murphy, Niagara
- Curtis Perry, SW Missouri
- Jody Finney, Ohio State
- Jim Gilbert, Adams State
- Mike Kretzer, East Tennessee
- Bill Paultz, St. John's
- Don Adams, Northwestern
- Jim Gottschall, Dayton
- Toke Coleman, Eastern Kentucky
- Ron Belton, Bellarmine
- Jim Brooks, Nebraska
- Harry Lozon, Old Dominion
- Clyde Otis, Aurora (IL)
- Jay Bond, Washington
- Dean Elofson, Wayne State
- Dennis Dickens, Azusa-Pacific
- Jeff Cunningham, UC Irvine

Rockets in the Draft

1971

- | Rd. | Player, College |
|-----|------------------------------------|
| 1. | Cliff Meely, Colorado |
| 2. | Mike Newlin, Utah |
| 3. | Tom Owens, South Carolina |
| 4. | Rudy Benjamin, Michigan State |
| 5. | Greg Nelson, Jacksonville |
| 6. | Gary Reist, Rice |
| 7. | Eric Hill, Minnesota |
| 8. | Rick Katherman, Duke |
| 9. | Willie Cherry, Denver |
| 10. | Calvin Oliver, Pan American |
| 11. | Doug Rex, UC Santa Barbara |
| 12. | Chris Schrobilgen, Southern Cal |
| 13. | Lee McCullough, Indiana State (PA) |
| 14. | Gene Robertson, Canisius |
| 15. | Bill Quigg, Gonzaga |
| 16. | Leonard Jackson, Oregon |
| 17. | Steve Sims, Pepperdine |
| 18. | Carlos Quintinar, Mexico |
| 19. | Gary Schneider, San Diego State |

1972

2. John Gianelli, Pacific
3. Eric McWilliams, Long Beach State
4. Wil Robinson, West Virginia
5. James Silas, Stephen F. Austin
6. Mike Collins, Seattle
7. Mike Jackson, Los Angeles State
8. Henry Harris, Auburn

1973

1. Ed Ratleff, Long Beach State
2. E.C. Coleman, Houston Baptist
4. Lee Colburn, South Dakota State
5. Gary Rhoades, Colorado State
6. Tom Peck, Wisconsin-Eau Claire
8. John Thomas, Missouri Southern

1974

1. Bobby Jones, North Carolina
2. Gus Bailey, Texas-El Paso
3. Robert Wilson, Iowa State
4. Larry Robinson, Texas
5. Owen Wells, Detroit
6. Lawrence Johnson, Prairie View A&M
7. Kevin Fitzgerald, Oklahoma State
8. Steve Brooks, Arkansas State
9. Ken Stallings, Missouri-Rolla
10. Marcus Washington, Marquette

1975

1. Joe Meriweather, Southern Illinois
2. Jim Blanks, Garner-Webb
3. Rudy White, Arizona State
4. Ken Smith, Tulsa
5. Rick Whitlow, Illinois State
6. William Johnson, Texas Tech
7. Nate Barnett, Akron
8. Leon Johnson, Centenary

1976

1. John Lucas, Maryland
2. Phil Hicks, Tulane
3. Barnes Hauptfuhrer, Princeton
4. Hercle Ivy, Iowa State
5. David Marrs, Houston
6. Robert Paige, Houston Baptist
7. Barry Davis, Texas A&M
8. Dan Krueger, Texas

1977

2. Larry Moffett, Nevada-Las Vegas
2. Robert Reid, St. Mary's (TX)
3. Phil Bond, Louisville
4. Rocky Smith, Oregon State
5. Ed Thompson, Idaho State

1978

2. Buster Matheny, Utah
3. Billy Ray Bates, Kentucky State
4. Jackie Robinson, Nevada-Las Vegas
4. Joel Thompson, Michigan
5. Gary Goodney, Texas
6. Eddie Joe Chavez, Santa Clara
7. Stan Stewart, Loyola-Marymount

1979

1. Lee Johnson, East Texas State
2. Paul Mokeski, Kansas
3. Ricardo Brown, Pepperdine
4. Sammy Drummer, Georgia Tech
4. Lionel Green, Louisiana State
5. Allen Leavell, Oklahoma City

1980

2. John Stroud, Mississippi
2. Terry Stotts, Oklahoma
2. Billy Williams, Clemson
4. Dean Hunger, Utah State
5. Albert Jones, New Mexico State
6. Everett Jefferson, New Mexico
7. Joe Nehls, Arizona
8. Rosie Barnes, Bowling Green

1981

2. Ed Turner, Texas A&I
4. Larry Spriggs, Howard
5. Hasan Houston, Bradley
6. Fred Cowan, Kentucky
7. Joe Faine, Bowling Green
8. Stanley Brewer, West Georgia

1982

1. Terry Teagle, Baylor
2. Jeff Taylor, Texas Tech
3. Chuck Nevitt, North Carolina State
4. Andrew Gaddy, George Mason
5. Jeff Schneider, Virginia Tech
6. Donald Wilson, NE Louisiana
7. Mike Helms, Wake Forest
8. Dan Callandrillo, Seton Hall

1983

1. Ralph Sampson, Virginia
1. Rodney McCray, Louisville
3. Craig Ehlo, Washington State
4. Darrell Browder, Texas Christian
5. Chuck Barnett, Oklahoma
6. Jim Stack, Northwestern
7. Brian Kellerman, Idaho
8. Jeff Boldring, Arkansas State
9. James Campbell, Oklahoma State

1984

- | Rd. | Player, College |
|-----|---------------------------------|
| 1. | Hakeem Olajuwon, Houston |
| 3. | Jim Petersen, Minnesota |
| 4. | Willie Jackson, Centenary |
| 5. | Al McClain, New Hampshire |
| 7. | Joedy Gardner, Long Beach State |
| 8. | Greg Wolff, Angelo State |
| 9. | Bill Coon, Presbyterian |
| 10. | Robert Turner, Canisius |

Rockets in the Draft

1985

1. Steve Harris, Tulsa
2. Sam Mitchell, Mercer
3. Michael Payne, Iowa
4. Michael Brooks, Tennessee
6. Sam Potter, Oral Roberts
7. Don Turney, Marshall

1986

1. Buck Johnson, Alabama
2. Dave Feitl, Texas-El Paso
3. Anthony Bowie, Oklahoma
4. Conner Henry, UC Santa Barbara
5. Andrew Banks, Iowa
6. Robert Worthy, Dyke (OH)
7. Rick Olson, Wisconsin

1987

2. Doug Lee, Purdue
4. Joe Niego, Lewis (IL)
5. Andre LaFleur, Northeastern
6. Fred Jenkins, Tennessee
7. Clarence Grier, Campbell

1988

1. Derrick Chievous, Missouri

1989

None

1990

1. Alec Kessler, Georgia

1991

1. John Turner, Phillips
2. Keith Hughes, Rutgers
2. Zoran Tabak, Croatia

1992

1. Robert Horry, Alabama
2. Ron "Popeye" Jones, Murray State
2. Curtis Blair, Richmond

1993

1. Sam Cassell, Florida State
2. Richard Petruska, UCLA
2. Marcelo Nicola, Argentina

1994

2. Albert Burditt, Texas

1995

2. Erik Meek, Duke

1996

2. Othella Harrington, Georgetown
2. Randy Livingston, Louisiana State
2. Terrell Bell, Georgia

1997

1. Rodrick Rhodes, Southern California
2. Serge Zwikker, North Carolina

1998

1. Michael Dickerson, Arizona
1. Bryce Drew, Valparaiso
1. Mirsad Turkcan, Turkey
2. Cuttino Mobley, Rhode Island

1999

1. Kenny Thomas, New Mexico
2. Tyrone Washington, Mississippi State
2. Venson Hamilton, Nebraska

2000

1. Joel Przybilla, Minnesota
2. Eduardo Najera, Oklahoma

2001

1. Richard Jefferson, Arizona
1. Jason Collins, Stanford
1. Brandon Armstrong, Pepperdine

2002

1. Yao Ming, China
1. Bostjan Nachbar, Slovenia
2. Tito Maddox, Fresno State

2003

2. Malick Badiane, Senegal

2004

2. Luis Flores, Manhattan

2005

1. Luther Head, Illinois

2006

1. Rudy Gay, Connecticut
2. Steve Novak, Marquette

2007

1. Aaron Brooks, Oregon
2. Brad Newley, Australia

2008

1. Nicolas Batum, France
2. Maarty Leunen, Oregon

2009

None

2010

1. Patrick Patterson, Kentucky

2011

1. Marcus Morris, Kansas
1. Nikola Mirotic, Montenegro
2. Chandler Parsons, Florida

2012

1. Jeremy Lamb, Connecticut
1. Royce White, Iowa State
1. Terrence Jones, Kentucky

2013

2. Isaiah Canaan, Murray State

2014

1. Clint Capela, Switzerland
2. Nick Johnson, Arizona
2. Alessandro Gentile, Italy

Rockets Starting Lineups

(Number of Games Started in Parentheses)



First Game
Johnny Green
Don Kojis
John Block
John Barnhill
Jon McGlocklin

1967-68
F
F
C
G
G

Last Game
Dave Gambee
Toby Kimball
Henry Finkel
John Barnhill
Jim Barnett

First Game
John Block
Don Kojis
Elvin Hayes
Jim Barnett
Pat Riley
Lantz

1968-69
F
F
C
G
G

Last Game
John Block
Don Kojis
Elvin Hayes
Rick Adelman
Stu

First Game
John Block
Don Kojis
Elvin Hayes
Stu Lantz
Art Williams
Riley

1969-70
F
F
C
G
G

Last Game
John Block
Toby Kimball
Elvin Hayes
Stu Lantz
Pat

First Game
John Block
Toby Kimball
Elvin Hayes
Stu Lantz
Larry Siegfried

1970-71
F
F
C
G
G

Last Game
Don Adams
John Trapp
Elvin Hayes
Stu Lantz
Larry Siegfried

First Game
Don Adams
Rudy Tomjanovich
Elvin Hayes
Stu Lantz
Larry Siegfried
Murphy

1971-72
F
F
C
G
G

Last Game
Greg Smith
Rudy Tomjanovich
Elvin Hayes
Stu Lantz
Calvin

First Game
Jack Marin
Rudy Tomjanovich
Otto Moore
Mike Newlin
Jimmy Walker
Walker

1972-73
F
F
C
G
G

Last Game
Jack Marin
Rudy Tomjanovich
Otto Moore
Mike Newlin
Jimmy

First Game
Jack Marin
Rudy Tomjanovich
Otto Moore
Calvin Murphy
Mike Newlin
Ratleff

1973-74
F
F
C
G
G

Last Game
Ron Riley
Rudy Tomjanovich
Zaid Abdul-Aziz
Calvin Murphy
Ed

First Game
Cliff Meely
Rudy Tomjanovich
Zaid Abdul-Aziz
Mike Newlin
Dave Wohl

1974-75
F
F
C
G
G

Last Game
Ed Ratleff
Rudy Tomjanovich
Kevin Kunnert
Mike Newlin
Calvin Murphy

First Game
Ed Ratleff
Rudy Tomjanovich
Kevin Kunnert
Calvin Murphy
Mike Newlin
Newlin

1975-76
F
F
C
G
G

Last Game
Ed Ratleff
Rudy Tomjanovich
Kevin Kunnert
Calvin Murphy
Mike

First Game
John Johnson
Rudy Tomjanovich
Kevin Kunnert
Calvin Murphy
Mike Newlin

1976-77
F
F
C
G
G

Last Game
Moses Malone
Rudy Tomjanovich
Kevin Kunnert
Calvin Murphy
John Lucas

First Game
Moses Malone
Rudy Tomjanovich
Kevin Kunnert
John Lucas
Calvin Murphy

1977-78
F
F
C
G
G

Last Game
Alonzo Bradley
Robert Reid
Kevin Kunnert
John Lucas
Calvin Murphy

First Game
Rick Barry
Rudy Tomjanovich
Moses Malone
Robert Reid
Calvin Murphy

1978-79
F
F
C
G
G

Last Game
Rick Barry
Rudy Tomjanovich
Moses Malone
Mike Newlin
Calvin Murphy

First Game
Robert Reid
Rudy Tomjanovich
Moses Malone
Tom Henderson
Calvin Murphy

1979-80
F
F
C
G
G

Last Game
Robert Reid
Billy Paultz
Moses Malone
Tom Henderson
Calvin Murphy

First Game
Robert Reid
Rudy Tomjanovich
Moses Malone
Tom Henderson
Calvin Murphy

1980-81
F
F
C
G
G

Last Game
Robert Reid
Billy Paultz
Moses Malone
Tom Henderson
Mike Dunleavy

Rockets Starting Lineups

First Game	1981-82	Last Game
Elvin Hayes	F	Elvin Hayes
Robert Reid	F	Robert Reid
Moses Malone	C	Moses Malone
Mike Dunleavy	G	Tom Henderson
Tom Henderson	G	Allen Leavell

First Game	1982-83	Last Game
Elvin Hayes	F	Elvin Hayes
Wally Walker	F	Wally Walker
Caldwell Jones	C	Caldwell Jones
Joe Bryant	G	Allen Leavell
Allen Leavell	G	Terry Teagle

First Game	1983-84	Last Game
Caldwell Jones	F	Rodney McCray
Wally Walker	F	Ralph Sampson
Ralph Sampson	C	Elvin Hayes
Phil Ford	G	Phil Ford
Lewis Lloyd	G	Lewis Lloyd

First Game	1984-85	Last Game
Rodney McCray	F	Rodney McCray
Ralph Sampson	F	Ralph Sampson
Hakeem Olajuwon	C	Hakeem Olajuwon
Lewis Lloyd	G	Lewis Lloyd
John Lucas	G	Lionel Hollins

First Game	1985-86	Last Game
Rodney McCray	F	Rodney McCray (82)
Ralph Sampson	F	Hakeem Olajuwon (68)
Hakeem Olajuwon	C	Ralph Sampson (76)
Lewis Lloyd	G	Lewis Lloyd (82)
John Lucas (65)	G	Robert Reid (5)

First Game	1986-87	Last Game
Rodney McCray	F	Rodney McCray (81)
Jim Petersen	F	Jim Petersen (56)
Hakeem Olajuwon	C	Hakeem Olajuwon (75)
Allen Leavell	G	Allen Leavell (11)
Mitchell Wiggins (19)	G	Robert Reid (63)

First Game	1987-88	Last Game
Buck Johnson (2)	F	Rodney McCray (80)
Ralph Sampson (19)	F	Joe Barry Carroll (30)
Hakeem Olajuwon	C	Hakeem Olajuwon (79)
Steve Harris (10)	G	Robert Reid (31)
Allen Leavell (54)	G	Eric Floyd (55)

First Game	1988-89	Last Game
Buck Johnson	F	Buck Johnson (51)
Otis Thorpe	F	Otis Thorpe (82)
Hakeem Olajuwon	C	Hakeem Olajuwon (82)
Eric Floyd	G	Eric Floyd (82)
Mike Woodson	G	Mike Woodson (79)

First Game	1989-90	Last Game
Buck Johnson	F	Buck Johnson (82)
Otis Thorpe	F	Otis Thorpe (82)
Hakeem Olajuwon	C	Hakeem Olajuwon (82)
Eric Floyd	G	Eric Floyd (73)
Mitchell Wiggins (52)	G	Vernon Maxwell (10)

First Game	1990-91	Last Game
David Wood (13)	F	Buck Johnson (70)
Otis Thorpe	F	Otis Thorpe (82)
Hakeem Olajuwon	C	Hakeem Olajuwon (50)
Kenny Smith	G	Kenny Smith (78)
Mike Woodson (3)	G	Vernon Maxwell (79)



First Game	1991-92	Last Game
Matt Bullard (7)	F	Buck Johnson (69)
Otis Thorpe	F	Otis Thorpe (82)
Hakeem Olajuwon	C	Hakeem Olajuwon (69)
Vernon Maxwell	G	Vernon Maxwell (80)
Sleepy Floyd (3)	G	Kenny Smith (80)

First Game	1992-93	Last Game
Matt Bullard (4)	F	Carl Herrera (12)
Robert Horry (79)	F	Otis Thorpe (69)
Hakeem Olajuwon	C	Hakeem Olajuwon (82)
Vernon Maxwell (68)	G	Winston Garland (4)
Kenny Smith	G	Kenny Smith (82)

First Game	1993-94	Last Game
Robert Horry	F	Robert Horry (81)
Otis Thorpe	F	Otis Thorpe (82)
Hakeem Olajuwon	C	Hakeem Olajuwon (80)
Vernon Maxwell (73)	G	Sam Cassell (6)
Kenny Smith	G	Kenny Smith (78)

First Game	1994-95	Last Game
Robert Horry	F	Robert Horry (81)
Otis Thorpe (35)	F	Chuck Brown (14)
Hakeem Olajuwon (72)	C	Pete Chilcutt (17)
Vernon Maxwell (54)	G	Clyde Drexler (34)
Kenny Smith	G	Kenny Smith (81)

Rockets Starting Lineups

First Game	1995-96	Last Game	First Game	2005-06	Last Game
Robert Horry (71)	F	Mario Elie (16)	Tracy McGrady (47)	F	Keith Bogans (22)
Chucky Brown	F	Chucky Brown (82)	Juwan Howard	F	Juwan Howard (80)
Hakeem Olajuwon	C	Hakeem Olajuwon (72)	Yao Ming (57)	C	Dikembe Mutombo (23)
Clyde Drexler (51)	G	Sam Mack (20)	Derek Anderson (8)	G	David Wesley (59)
Kenny Smith	G	Kenny Smith (56)	Rafer Alston	G	Rafer Alston (63)
First Game	1996-97	Last Game	First Game	2006-07	Last Game
Mario Elie (77)	F	Eddie Johnson (2)	Shane Battier	F	Shane Battier (82)
Kevin Willis (32)	F	Charles Barkley (53)	Tracy McGrady (71)	F	Chuck Hayes (43)
Hakeem Olajuwon	C	Hakeem Olajuwon (78)	Yao Ming (48)	C	Juwan Howard (38)
Clyde Drexler	G	Clyde Drexler (62)	Kirk Snyder (1)	G	Luther Head (10)
Matt Maloney	G	Matt Maloney (82)	Rafer Alston	G	Rafer Alston (82)
First Game	1997-98	Last Game	First Game	2007-08	Last Game
Mario Elie	F	Mario Elie (59)	Shane Battier	F	Shane Battier (78)
Kevin Willis	F	Othella Harrington (3)	Chuck Hayes (44)	F	Luis Scola (39)
Hakeem Olajuwon (45)	C	Kevin Willis (74)	Yao Ming (55)	C	Dikembe Mutombo (25)
Clyde Drexler	G	Clyde Drexler (70)	Tracy McGrady	G	Tracy McGrady (62)
Matt Maloney	G	Matt Maloney (78)	Rafer Alston (74)	G	Bobby Jackson (5)
First Game	1998-99	Last Game	First Game	2008-09	Last Game
Scottie Pippen	F	Scottie Pippen (50)	Ron Artest	F	Shane Battier (59)
Charles Barkley	F	Charles Barkley (40)	Luis Scola	F	Luis Scola (82)
Hakeem Olajuwon	C	Hakeem Olajuwon (50)	Yao Ming	C	Yao Ming (77)
Michael Dickerson	G	Michael Dickerson (50)	Tracy McGrady (35)	G	Ron Artest (55)
Matt Maloney (7)	G	Cuttino Mobley (37)	Rafer Alston (48)	G	Aaron Brooks (35)
First Game	1999-00	Last Game	First Game	2009-10	Last Game
Walt Williams	F	Walt Williams (66)	Shane Battier (62)	F	Trevor Ariza (71)
Charles Barkley (18)	F	Kenny Thomas (29)	Luis Scola	F	Luis Scola (82)
Hakeem Olajuwon (28)	C	Kelvin Cato (32)	Chuck Hayes	C	Chuck Hayes (82)
Shandon Anderson	G	Shandon Anderson (82)	Trevor Ariza	G	Kevin Martin (22)
Steve Francis	G	Steve Francis (77)	Aaron Brooks	G	Aaron Brooks (82)
First Game	2000-01	Last Game	First Game	2010-11	Last Game
Walt Williams (31)	F	Shandon Anderson (82)	Shane Battier (59)	F	Chase Budinger (22)
Maurice Taylor (69)	F	Matt Bullard (5)	Luis Scola (74)	F	Patrick Patterson (6)
Hakeem Olajuwon	C	Hakeem Olajuwon (55)	Yao Ming (5)	C	Chuck Hayes (63)
Shandon Anderson	G	Cuttino Mobley (49)	Kevin Martin	G	Kevin Martin (80)
Steve Francis	G	Steve Francis (79)	Aaron Brooks (7)	G	Goran Dragic (3)
First Game	2001-02	Last Game	First Game	2011-12	Last Game
Glen Rice (20)	F	Terence Morris (12)	Chase Budinger	F	Chase Budinger (9)
Kenny Thomas	F	Kenny Thomas (71)	Luis Scola	F	Luis Scola (66)
Kelvin Cato	C	Kelvin Cato (73)	Jordan Hill (7)	C	Samuel Dalembert (45)
Cuttino Mobley (74)	G	Oscar Torres (13)	Kevin Martin (40)	G	Courtney Lee (26)
Steve Francis (56)	G	Tierre Brown (1)	Kyle Lowry (38)	G	Goran Dragic (28)
First Game	2002-03	Last Game	First Game	2012-13	Last Game
Cuttino Mobley	F	James Posey (47)	Chandler Parsons	F	Chandler Parsons (76)
Eddie Griffin	F	Eddie Griffin (66)	Marcus Morris (17)	F	Greg Smith (10)
Kelvin Cato (5)	C	Yao Ming (72)	Omer Asik	C	Omer Asik (82)
"Moochie" Norris (3)	G	Cuttino Mobley (73)	James Harden	G	James Harden (78)
Steve Francis	G	Steve Francis (81)	Jeremy Lin	G	Jeremy Lin (82)
First Game	2003-04	Last Game	First Game	2013-14	Last Game
Jim Jackson	F	Bostjan Nachbar (3)	Chandler Parsons (74)	F	Omri Casspi (2)
Kelvin Cato (67)	F	Scott Padgett (5)	Dwight Howard	F	Terrence Jones (71)
Yao Ming	C	Yao Ming (82)	Omer Asik (19)	C	Dwight Howard (71)
Cuttino Mobley (80)	G	Jim Jackson (80)	James Harden (73)	G	Troy Daniels (1)
Steve Francis (79)	G	Mark Jackson (3)	Patrick Beverley	G	Patrick Beverley (55)
First Game	2004-05	Last Game			
Jim Jackson (24)	F	Ryan Bowen (6)			
Maurice Taylor (16)	F	Clarence Weatherspoon (18)			
Yao Ming	C	Yao Ming (80)			
Tracy McGrady (78)	G	Bob Sura (59)			
Charlie Ward (13)	G	David Wesley (53)			

Rockets All-Time Uniform Numbers

The Rockets have retired five jerseys in franchise history: Clyde Drexler's #22, Calvin Murphy's #23, Moses Malone's #24, Hakeem Olajuwon's #34 and Rudy Tomjanovich's #45.

0

DeMarre Carroll (2010-11)
Greg Smith (2011-12)
Thomas Robinson (2012-13)
Aaron Brooks (2007-11, 2012-14)

00

"Slick" Watts (1978-79)
Calvin Garrett (1980-83)

1

Lee Johnson (1980-81)
Phil Ford (1983-85)
"Buck" Johnson (1986-92)
Scott Brooks (1992-95)
Rodrick Rhodes (1997-99)
Juaquin Hawkins (2002-03)
Alton Ford (2003-04)
Tracy McGrady (2004-09)
Trevor Ariza (2009-10)
Terrence Williams (2010-12)
Scott Machado (2012-13)
Isaiah Canaan (2013-14)

2

Rick Barry (home: 1978-80)
James Bailey (1982-84)
Joe Barry Carroll (1987-88)
Mark Bryant (1995-96)
Sedale Threatt (1996-97)
"Pig" Miller (1998-2000)
Maurice Taylor (2000-05)
Luther Head (2005-09)
Garrett Temple (2009-10)
Marcus Morris (2011-13)
Patrick Beverley (2013-14)

3

Craig Ehlo (1983-86)
Derrick Chievous (1988-90)
Richard Petruska (1993-94)
Eldridge Recasner (1995-96)
Randy Livingston (1996-97)
Michael Dickerson (1998-99)
Steve Francis (1999-2004)
Bob Sura (2004-05)
Steve Francis (2007-09)
Tracy McGrady (2009-10)
Hilton Armstrong (2009-10)
Goran Dragic (2010-12)
Omer Asik (2012-14)

4

Greg Smith (1971-73)
Paul McCracken (1972-74)
Rick Barry (road: 1978-80)
Conner Henry (1986-87)
Sam Mack (1995-96)
Charles Barkley (1996-2000)
Reece Gaines (2004-05)
Stromile Swift (2005-06)
Luis Scola (2007-12)
Greg Smith (2012-14)

5

Billy Paultz (1979-83)
John Lucas Jr. (1984-86)
Dave Feitl (1986-87, 1990-91)
Sam Mack (1996-97)
Cuttino Mobley (1998-2004)

Juwan Howard (2004-07)
Will Conroy (2009-10)
Courtney Lee (2010-12)
James Anderson (2012-13)
Jordan Hamilton (2013-14)

6

Zaid Abdul-Aziz (1972-73)
George E. Johnson (1973-74)
Tom Henderson (1979-83)
Walter Berry (1988-89)
Avery Johnson (1991-92)
Elmer Bennett (1996-97)
Carlos Rogers (1999-2001)
Tito Maddox (2002-03)
Bonzi Wells (2006-08)
Earl Boykins (2011-12)
Terrence Jones (2012-14)

7

Toby Kimball (1967-71)
Lester Conner (1987-88)
Carl Herrera (1991-95)
Sam Mack (1998-99)
Adrian Griffin (2003-04)
David Wesley (2004-06)
Mike James (2007-08)
Kyle Lowry (2008-12)
Jeremy Lin (2012-14)

8

Hank McDowell (1984-86)
Eddie Johnson (1996-99)
Derek Anderson (2005-06)
Bobby Jackson (2007-08)
James White (2008-09)
Jermaine Taylor (2009-11)
Jeff Adrien (2011-12)

9

Lionel Hollins (1984-95)
Byron Dinkins (1989-90)
Gerald Henderson (1991-92)
Melvin Booker (1995-96)
Tracy Moore (1996-97)
Devin Gray (1999-2000)
"Pig" Miller (2000-01)
Bostjan Nachbar (2002-05)
Stephen Graham (2005-06)
Rick Brunson (2005-06)
Jonny Flynn (2011-12)
Courtney Fortson (2011-12)
Tyler Honeycutt (2012-13)

10

Don Adams (1971-72)
Steve Hawes (1974-76)
Mike Dunleavy (1978-82)
Dirk Minniefeld (1986-87)
Purvis Short (1987-89)
John Lucas Jr. (1989-90)
David Wood (1990-91)
Terry Teagle (1992-93)
Sam Cassell (1993-96)
Tierre Brown (2001-02)
Tyronn Lue (2004-05)
Brandin Knight (2004-05)
Keith Bogans (2005-06)
Vassilis Spanoulis (2006-07)
Chase Budinger (2009-12)

Carlos Delfino (2012-13)
Ronnie Brewer (2013-14)

11

Jon McGlocklin (1967-68)
Elvin Hayes (1968-71)
Jimmy Walker (1972-74)
Matt Guokas (1973-74)
Dave Wohl (1973-77)
Major Jones (1979-84)
"Sleepy" Floyd (1987-88)



Vernon Maxwell (1989-95)
Bryce Drew (1998-2000)
Yao Ming (2002-11)

12

Nick Jones (1967-68)
Rick Adelman (1968-70)
E.C. Coleman (1978-79)
Jaren Jackson (1995-96)
Matt Maloney (1996-99)
"Moochie" Norris (1999-2004)
Andre Barrett (2004-05)
Rafer Alston (2005-09)
Will Conroy (2009-10)
Kevin Martin (2009-12)
Patrick Beverley (2012-13)
Dwight Howard (2013-14)

13

Dwight Jones (1976-80)
Jeff Taylor (1982-83)
Andre Turner (1987-88)
Larry Smith (1989-92)
Kelvin Cato (1999-2004)
Mike James (2004-05)
Kirk Snyder (2006-08)
Von Wafer (2008-09)
David Andersen (2009-10)
Ishmael Smith (2010-11)
James Harden (2012-14)

14

"Hambone" Williams (1967-70)
Mike Newlin (1971-79)
Dan Langhi (2000-02)
Richie Frahm (2005-06)

Rockets All-Time Uniform Numbers

Carl Landry (2007-10)
Daequan Cook (2012-13)
Tim Ohlbrecht (2012-13)

15

John Lucas Jr. (1976-78)
Tom Barker (1978-79)
Mitchell Wiggins (1984-87)
Frank Johnson (1988-89)
Mitchell Wiggins (1989-90)
"Tree" Rollins (1991-93)
Tim Breaux (1994-96)
Emanuel Davis (1996-98)
Bill Curley (1999-2000)
John Lucas III (2005-07)
Bobby Jones (2007-08)
Joey Dorsey (2008-10)
Marqus Blakely (2010-11)
Toney Douglas (2012-13)

16

George E. Johnson (1972-73)

17

Henry Finkel (1967-69)
Mario Elie (1993-98)
Charlie Ward (2004-05)
Brent Barry (2008-09)
Mike Harris (2009-10)

18

Bernie Williams (1969-70)
McCoy McLemore (1971-72)
Cedric Maxwell (1986-88)
Oscar Torres (2001-02)
Josh Davis (2005-06)
Omri Casspi (2013-14)

19

Mike Harris (2007-08, 2009-10)

20

Dave Gambee (1967-68)
Larry Siegfried (1970-72)
Otto Moore (1972-74)
Kevin Kunnert (1973-76)
Terry Teagle (1982-84)
Steve Harris (1985-88)
Kennard Winchester (1990-93)
Larry Robinson (1993-94)
Tracy Moore (1995-96)
Brent Price (1996-99)
Sean Colson (2000-01)
Jon Barry (2004-06)
Steve Novak (2006-08)
Jared Jeffries (2009-11)
Diamon Simpson (2011-12)
Donatas Motiejunas (2012-14)

21

John Egan (1970-72)
Moses Malone (1976-77)
World B. Free (1987-88)
"Sleepy" Floyd (1988-93)
Chris Jent (1993-94)
Henry James (1995-96)
Kenny Thomas (1999-2003)
Jim Jackson (2003-05)
Pops Mensah-Bonsu (2009-10)
Samuel Dalembert (2011-12)
Josh Powell (2013-14)

22 (Retired)

Stu Lantz (1968-72)
Eric McWilliams (1972-73)
Gus Bailey (1974-76)
Alonzo Bradley (1978-80)
Joe Bryant (1982-83)
Rodney McCray (1983-88)
Winston Garland (1992-93)
Clyde Drexler (1994-98)

23 (Retired)

Calvin Murphy (1970-83)

24 (Retired)

Johnny Green (1967-68)
Charles Acton (1967-68)
Jack Marin (1972-74)
Moses Malone (1977-82)



25

Cliff Meely (1971-76)
Tom Owens (1976-77)
C.J. Kupec (1977-78)
Bernard Thompson (1988-89)
Anthony Bowie (1989-90)
Robert Horry (1992-96)
"Moochie" Norris (2004-06)
Jake Tsakalidis (2006-07)
Gerald Green (2007-08)
Chandler Parsons (2011-14)

27

Jim Ware (1967-68)
Zaid Abdul-Aziz (1977-78)
Caldwell Jones (1982-84)
John Johnson (1976-78)
Charles Jones (1994-98)
Jordan Hill (2009-12)
Malcolm Thomas (2011-12)

29

Mike Wilks (2003-04)
Marcus Camby (2011-12)

30

John Barnhill (1967-68)
Harry Barnes (1968-69)
Jim Davis (1971-72)

Owen Wells (1974-75)
"Goo" Kennedy (1976-77)
Phil Bond (1977-78)
Alonzo Bradley (1977-78)
Allen Leavell (1979-89)
Kenny Smith (1990-96)
Thomas Hamilton (1999-2000)
Clarence Weatherspoon (2003-05)
Maciej Lampe (2005-06)
Justin Williams (2007-08)
Alexander Johnson (2009-10)
Royce White (2012-13)
Troy Daniels (2013-14)

31

Tyrone Britt (1967-68)
John Q. Trapp (1968-71)
Ron Riley (1973-76)
Mike Dunleavy (1977-78)
Granville Waiters (1985-86)
Tracy Murray (1994-95)
Mark Jackson (2003-04)
Rod Strickland (2004-05)
Shane Battier (2006-11)
Cole Aldrich (2012-13)

32

Bobby Smith (1969-70)
Don Adams (1970-71)
Rudy White (1975-80)
Bill Willoughby (1980-82)
Lewis Lloyd (1983-87, 1989-90)
Dave Jamerson (1990-92)
Pete Chilcutt (1994-96)
Othella Harrington (1996-99)
Torrye Braggs (2003-05)
Hasheem Thabeet (2010-12)
Francisco Garcia (2012-14)

33

Jim Barnett (1967-70)
John Vallely (1971-72)
Phil Hicks (1976-77)
Robert Reid (1983-88)
Otis Thorpe (1988-95)
Scottie Pippen (1998-99)
Eddie Griffin (2001-03)
Charles Oakley (2003-04)
Loren Woods (2007-08)
Mike Harris (2009-11)
Robert Covington (2013-14)

34 (Retired)

John Block (1967-71)
Dick Cunningham (1971-72)
John Johnson (1975-76)
Robin Jones (1977-78)
Ron Behagen (1977-78)
John Shumate (1979-80)
Hakeem Olajuwon (1984-2001)

35

Bernie Williams (1970-71)
Zaid Abdul-Aziz (1973-75)
Larry Spriggs (1981-82)
Tony Brown (1988-89)
Dan Godfred (1991-92)
Earl Cureton (1993-94)
Scott Padgett (2003-05)
Lonny Baxter (2005-06)
Scott Padgett (2006-07)

Rockets All-Time Uniform Numbers

37

Derek Fisher (2011-12)

40

Dick Gibbs (1971-73)
Stan McKenzie (1972-74)
Larry Micheaux (1984-85)
Richard Anderson (1986-88)
Tim McCormick (1988-90)
John Turner (1991-92)
Shandon Anderson (1999-2001)
Ryan Bowen (2004-06)

41

Larry Moffett (1977-78)
Joe Stephens (1996-98)
Glen Rice (2001-03)
Thomas Robinson (2012-13)

42

Pat Riley (1967-70)
Ed Ratleff (1973-78)
John Stroud (1980-81)
Wally Walker (1982-84)
Mike Woodson (1988-91)
Mark Acres (1992-93)
Eric Riley (1993-94)
Kevin Willis (1996-98)
Walt Williams (1999-2002)
Vin Baker (2004-05)

43

Jim Petersen (1984-88)
Kevin Willis (2001-02)
Brian Cook (2008-10)

44

Don Kojis (1967-70)
Elvin Hayes (1971-72)
E.C. Coleman (1973-74)
Kevin Kunnert (1976-78)
Jacky Dorsey (1978-79)
Elvin Hayes (1981-84)
Adrian Caldwell (1989-91, 1994-95)
Tony Massenburg (1999-2000)
Terence Morris (2001-03)
Chuck Hayes (2005-11)

45 (Retired)



Rudy Tomjanovich (1970-81)

50

Joe Meriweather (1975-76)
Robert Reid (1977-82)
Ralph Sampson (1983-88)
Matt Bullard (1990-94, 1996-2001)
Marcus Cousin (2010-11)

51

Jawaan Oldham (1981-82)

52

Chuck Nevitt (1982-83, 1988-90)
Chucky Brown (1994-96)
Jason Collier (2000-03)
Eric Piatkowski (2003-04)
Brad Miller (2010-11)

53

Stanley Roberts (1998-99)

54

Curtis Perry (1970-72)
Paul Mokeski (1979-80)
Patrick Patterson (2010-13)

55

Zan Tabak (1994-95)
Alvin Heggs (1995-96)
Antoine Carr (1998-99)
James Posey (2002-03)
Dikembe Mutombo (2004-09)

96

Ron Artest (2008-09)



toyota.com

MAKE THE BOLD PICK.

THEN ROLL.

THE **BOLD** NEW **CAMRY**



Aggressively restyled. Intricately redesigned. Exceptionally bold.



Official Vehicle of
the Houston Rockets



Let's
Go
Places

1967-68 San Diego Rockets

(15-67, 6th Western Division)

Final Statistics

Player	G	Min	FGM-A	Pct.	FTM-A	Pct.	Reb.	Avg.	A	Avg.	PF-D	TP	AVG
John Block	52	1805	366-865	.423	316-394	.802	571	11.0	71	1.4	189-3	1048	20.2
Don Kojis	69	2548	530-1189	.446	300-413	.726	710	10.3	176	2.6	259-5	1360	19.7
John Green	42	1073	241-526	.458	100-212	.472	423	10.1	59	1.4	112-3	582	13.9
Dave Gambee	80	1755	375-853	.440	321-379	.847	464	5.8	93	1.2	253-5	1071	13.4
Jon McGlocklin	65	1876	316-757	.417	156-180	.867	199	3.1	178	2.7	117-0	788	12.1
Henry Finkel	53	1116	242-492	.492	131-191	.686	375	7.1	72	1.4	175-5	615	11.6
Toby Kimball	81	2519	354-894	.396	181-306	.592	947	11.7	147	1.8	273-3	889	11.0
John Barnhill	75	1883	295-700	.421	154-234	.658	173	2.3	259	3.5	143-1	744	9.9
Jim Barnett	47	1068	179-456	.393	84-118	.712	155	3.3	134	2.9	101-0	442	9.4
Art Williams	79	1739	265-718	.369	113-165	.685	286	3.6	391	5.0	204-0	643	8.1
Pat Riley	80	1263	250-660	.379	128-202	.634	177	2.2	138	1.7	205-1	628	7.9
Nick Jones	42	603	86-232	.371	55-69	.797	67	1.6	89	2.1	84-0	227	5.4
Charles Acton	23	195	29-74	.392	19-29	.655	47	2.0	11	0.5	35-0	77	3.3
Tyrone Britt	11	84	13-34	.382	2-3	.667	15	1.4	12	1.0	10-0	28	2.5
Jim Ware	30	228	25-97	.258	23-34	.676	77	2.6	7	0.2	28-1	73	2.4
ROCKETS	82	19730	3466-8547	.417	2083-2929	.711	5418	66.1	1837	22.4	2188-27	9015	112.4
OPPONENTS	82	19730	3837-8189	.469	2246-3133	.717	4933	60.2	1797	21.9	2190-20	9920	121.0

Date	Opponent	Score	Record	Date	Opponent	Score	Record
Oct. 14	St. Louis	L98-99	0-1	Jan. 3	St. Louis	W126-124 (OT)	12-30
17	St. Louis	L105-123	0-2	6	Seattle	L104-122	12-31
20	at Seattle	W121-114	1-2	9	New York	L105-118	12-32
21	Seattle	L110-117 (OT)	1-3	10	Detroit	W122-118	13-32
22	at San Francisco	L126-137	1-4	12	at St. Louis	L89-111	13-33
25	Baltimore	L109-125	1-5	13	at Cincinnati	L116-122	13-34
27	Cincinnati	L113-116	1-6	16	at Chicago	L110-123	13-35
29	Cincinnati	L99-108	1-7	17	Chicago (Baltimore)	W110-104	14-35
Nov. 1	Seattle (Portland)	W139-125	2-7	18	Cincinnati (Cleveland)	L126-129	14-36
4	New York	L121-125	2-8	21	at Boston	L112-139	14-37
5	New York	L107-115	2-9	25	Baltimore	L113-127	14-38
7	Philadelphia	L105-130	2-10	27	Baltimore	L122-123	14-39
8	Philadelphia	L114-129	2-11	Feb. 1	San Francisco	L114-128	14-40
11	at Cincinnati	L108-109	2-12	2	at San Francisco (Oakland)	L121-127	14-41
12	at St. Louis	L105-116	2-13	3	at L.A. Lakers	L122-133	14-42
14	at New York	L109-122	2-14	5	Baltimore (Winston-Salem)	L108-121	14-43
15	New York (Boston)	W122-108	3-14	6	Detroit (New York)	L93-120	14-44
16	Chicago	W99-91	4-14	7	Philadelphia (Boston)	L103-125	14-45
17	at Seattle	L124-130	4-15	8	Baltimore (Chicago)	L102-106	14-46
19	San Francisco	L124-142	4-16	10	Cincinnati	L99-101	14-47
21	Boston (New York)	L114-121	4-17	11	at Baltimore	L116-136	14-48
22	at Boston	L110-124	4-18	13	at Chicago	L102-114	14-49
23	at Philadelphia	L117-128	4-19	14	at New York	L102-114	14-50
24	at Detroit	L122-130	4-20	15	San Francisco	L114-134	14-51
25	at St. Louis	L109-110	4-21	16	Philadelphia	L108-124	14-52
30	St. Louis	L87-129	4-22	18	Philadelphia	W111-106	15-52
Dec. 2	San Francisco	W127-103	5-22	23	Seattle	L122-127	15-53
5	Detroit (New York)	L110-111	5-23	25	L.A. Lakers	L112-127	15-54
7	at Chicago	W118-108	6-23	26	Boston	L110-118	15-55
8	San Francisco (Oakland)	W137-107	7-23	29	Cincinnati	L114-120	15-56
9	L.A. Lakers	L109-127	7-24	Mar. 1	Baltimore	L114-156	15-57
12	Chicago	W118-104	8-24	3	at St. Louis	L104-106	15-58
15	Boston (Philadelphia)	L101-114	8-25	5	at Philadelphia	L103-134	15-59
16	at New York	L102-126	8-26	6	at Detroit	L118-140	15-60
17	Detroit	W117-115	9-26	7	L.A. Lakers	L102-119	15-61
20	Boston	L116-126	9-27	8	at L.A. Lakers	L122-130	15-62
22	at San Francisco	L97-103	9-28	9	Seattle	L111-115	15-63
23	Detroit	L119-123	9-29	13	Boston	L118-144	15-64
25	L.A. Lakers	W104-101	10-29	17	Chicago	L121-129	15-65
28	at Seattle	W143-125	11-29	19	at L.A. Lakers	L109-121	15-66
31	at L.A. Lakers	L118-147	11-30	20	Chicago	L112-121	15-67

1968-69 San Diego Rockets

(37-45, 4th Western Division)

Final Statistics

Player	G	Min	FGM-A	Pct.	FTM-A	Pct.	Reb.	Avg.	A	Avg.	PF-D	TP	AVG
Elvin Hayes	82	3695	930-2082	.447	467-746	.626	1406	17.2	113	1.4	266-2	2327	28.4
Don Kojis	81	3130	687-1582	.434	446-596	.748	776	9.6	214	2.6	303-6	1820	22.5
John Block	78	2489	448-1061	.422	299-400	.748	703	9.0	141	1.8	249-0	1195	15.3
Jim Barnett	80	2346	465-1093	.425	233-310	.752	362	4.5	339	4.2	240-2	1163	14.5
Pat Riley	56	1027	202-498	.406	90-134	.672	112	2.0	136	2.4	146-1	494	8.8
Toby Kimball	76	1680	239-537	.445	117-250	.468	669	8.8	90	1.2	216-6	595	7.8
Stu Lantz	73	1378	220-482	.456	129-167	.772	236	3.2	99	1.4	178-0	569	7.8
Art Williams	79	1987	227-592	.383	105-149	.705	364	4.6	524	6.6	238-0	559	7.1
Rick Adelman	77	1448	177-449	.394	131-204	.642	216	2.8	238	3.1	158-1	485	6.3
Henry Finkel	35	332	49-111	.441	31-41	.756	107	3.1	21	0.6	53-1	129	3.7
John Trapp	25	142	29-80	.363	19-29	.655	49	2.0	5	0.2	38-0	77	3.1
Harry Barnes	22	126	18-64	.281	7-13	.538	26	1.2	5	0.2	25-0	43	2.0
ROCKETS	82	19780	3691-8631	.428	2074-3039	.682	5026	61.3	1925	23.5	2110-19	9456	115.3
OPPONENTS	82	19780	3692-8586	.430	2088-2950	.708	4959	60.4	1986	24.2	2265-48	9472	115.5

Date	Opponent	Score	Record	Date	Opponent	Score	Record
Oct. 17	Seattle	W128-110	1-0	8	Baltimore	L107-108	18-24
18	at San Francisco	W123-108	2-0	10	Baltimore	L104-106	18-25
23	at Seattle	L117-118	2-1	12	New York	L102-105	18-26
24	Baltimore	L115-119	2-2	16	Cincinnati (Cleveland)	L109-120	18-27
27	at L.A. Lakers	L116-152	2-3	17	at Philadelphia	L124-129	18-28
30	Atlanta	W127-116	3-3	18	at Chicago	L102-107 (OT)	18-29
Nov. 3	Chicago	W121-107	4-3	19	at Phoenix	W136-118	19-29
5	New York	W113-109	5-3	21	Atlanta	W124-113	20-29
8	at Atlanta	L101-114	5-4	24	at San Francisco	L107-114	20-30
9	at Baltimore	L107-109	5-5	25	Phoenix	W133-120	21-30
11	at Boston	L113-134	5-6	26	Chicago	W111-95	22-30
12	at Chicago	L108-115	5-7	29	L.A. Lakers	L120-122	22-31
13	Detroit	W122-120	6-7	Feb. 1	Milwaukee	W101-95	23-31
15	at L.A. Lakers	L119-127	6-8	2	at Atlanta	L103-115	23-32
16	Boston	L112-120	6-9	4	Boston (Astrodome)	W135-126	24-32
19	at New York	W113-107	7-9	5	Cincinnati	W110-93	25-32
20	at Baltimore	L110-114	7-10	7	Phoenix	W130-119	26-32
22	Seattle	W126-111	8-10	8	at Detroit	L119-123 (OT)	26-33
24	Philadelphia	W135-128 (OT)	9-10	9	at Milwaukee	L109-117	26-34
26	Detroit (Baltimore)	L120-134	9-11	12	at Cincinnati	W118-114	27-34
27	Baltimore (Detroit)	W123-107	10-11	14	at L.A. Lakers	L109-115	27-35
29	Chicago	L89-110	10-12	18	Philadelphia	L113-125	27-36
Dec. 1	San Francisco	W116-105	11-12	20	San Francisco	L118-128	27-37
3	at Chicago	W108-103	12-12	22	at New York	W108-104	28-37
4	at Philadelphia	L99-110	12-13	23	at Atlanta	L92-124	28-38
6	Phoenix	W117-106	13-13	25	at Milwaukee	L112-114	28-39
8	at L.A. Lakers	L118-132	13-14	27	Cincinnati	W127-112	29-39
10	Philadelphia (New York)	W132-120	14-14	Mar. 1	L.A. Lakers	L113-119	29-40
11	at Cincinnati	L110-116	14-15	4	at Seattle	L116-130	29-41
13	at Milwaukee	L96-101	14-16	6	Boston	W110-97	30-41
14	at New York	L105-112	14-17	9	at Phoenix	L133-146	30-42
18	at Detroit	L112-124	14-18	11	Phoenix	W116-106	31-42
20	Philadelphia	L109-116	14-19	12	Seattle (Vancouver)	L112-125	31-43
21	Cincinnati	W132-124	15-19	13	Detroit	W120-105	32-43
23	San Francisco	L95-125	15-20	15	Phoenix (Tucson)	W141-124	33-43
27	New York	L109-111	15-21	16	Detroit	W120-111	34-43
28	at Phoenix	W136-126	16-21	18	Milwaukee	W128-108	35-43
30	L.A. Lakers	L126-131 (OT)	16-22	20	Atlanta	W115-97	36-43
Jan. 2	Boston	L95-107	16-23	22	Milwaukee	L106-120	36-44
4	Seattle	W122-105	17-23	23	Atlanta	W128-121	37-44
7	at San Francisco	W113-108	18-23	24	Boston (Philadelphia)	L107-111	37-45

1969-70 San Diego Rockets

(27-55, 7th Western Division)

Final Statistics

Player	G	Min	FGM-A	Pct.	FTM-A	Pct.	Reb.	Avg.	A	Avg.	PF-D	TP	AVG
Elvin Hayes	82	3665	914-2020	.452	428-622	.688	1386	16.9	162	2.0	270-5	2256	27.5
Don Kojis	56	1578	338-756	.447	181-241	.751	388	6.9	78	1.4	135-1	857	15.3
Jim Barnett	80	2105	450-998	.451	289-366	.790	305	3.8	287	3.6	222-3	1189	14.9
John Block	82	2152	453-1025	.442	287-367	.782	609	7.4	137	1.7	275-2	1193	14.5
Stu Lantz	82	2471	455-1027	.443	278-361	.770	255	3.1	287	3.5	238-2	1188	14.5
Bernie Williams	72	1228	251-641	.392	96-122	.787	155	2.2	165	2.3	124-0	598	8.3
Rick Adelman	35	717	96-247	.389	68-91	.747	81	2.3	113	3.2	90-0	260	7.4
Bobby Smith	75	1198	242-567	.427	66-96	.688	328	4.4	75	1.0	119-0	550	7.3
Toby Kimball	77	1622	218-508	.429	107-185	.578	621	8.1	95	1.2	187-1	543	7.1
John Trapp	70	1025	185-434	.426	72-104	.692	309	4.4	49	0.7	200-3	442	6.3
Art Williams	80	1545	189-464	.407	88-118	.746	292	3.7	503	6.3	168-0	466	5.8
Pat Riley	36	474	75-180	.417	40-55	.727	57	1.6	85	2.4	68-0	190	5.3
ROCKETS	82	19780	3866-8867	.436	2000-2728	.733	4786	58.4	2036	24.8	2096-17	9732	118.7
OPPONENTS	82	19780	3947-8635	.457	2092-2804	.746	4550	55.5	2154	26.3	2041-27	9986	121.8

Date	Opponent	Score	Record	Date	Opponent	Score	Record
Oct. 16	at Phoenix	L114-116	0-1	4	Chicago	W140-121	16-26
18	at San Francisco	W125-124 (OT)	1-1	8	San Francisco	W120-103	17-26
22	Milwaukee	L102-115	1-2	10	New York	W123-115	18-26
25	Phoenix	L107-115	1-3	13	Baltimore	L126-144	18-27
29	at Atlanta	L113-117	1-4	17	Baltimore	L115-131	18-28
30	at New York	L110-123	1-5	22	Milwaukee (Astrodome)	L106-115	18-29
31	at Boston	L113-118	1-6	24	at New York	L114-127	18-30
Nov. 1	at Detroit	L113-130	1-7	25	at Philadelphia	L131-159	18-31
5	at Cincinnati	L120-133	1-8	27	at L.A. Lakers	L109-124	18-32
7	New York	L111-129	1-9	28	L.A. Lakers	L108-113	18-33
10	San Francisco (SLC)	W100-99	2-9	30	Seattle	W119-117 (OT)	19-33
12	Detroit	W132-119	3-9	Feb. 1	Phoenix	L103-105	19-34
14	Seattle	W148-112	4-9	4	Milwaukee	L123-141	19-35
15	Atlanta	W133-118	5-9	6	Philadelphia	L124-129	19-36
18	at Baltimore	L138-142 (OT)	5-10	8	at L.A. Lakers	L113-125	19-37
19	at Philadelphia	W125-116	6-10	11	Atlanta	L131-155	19-38
21	at L.A. Lakers	L98-100	6-11	14	San Francisco	W141-123	20-38
22	Boston	W125-116	7-11	15	Cincinnati	W150-123	21-38
24	Seattle	W112-105	8-11	16	Baltimore (Coliseum)	L109-140	21-39
26	San Francisco	L125-126 (OT)	8-12	18	Seattle (Eugene)	W122-119	22-39
28	at Chicago	L119-126	8-13	20	at Phoenix	L117-126	22-40
30	at Milwaukee	L99-111	8-14	21	L.A. Lakers	W121-106	23-40
Dec. 3	Chicago	W146-131	9-14	23	Chicago (Kansas City)	L125-127	23-41
5	at San Francisco	L107-112	9-15	24	at Baltimore	L118-128	23-42
6	L.A. Lakers	L115-128	9-16	25	at Boston	L124-147	23-43
8	Detroit	L102-111	9-17	27	at Philadelphia	L111-125	23-44
10	Atlanta	W126-107	10-17	Mar. 1	Chicago	W135-122	24-44
12	at Boston	L104-107	10-18	3	at Seattle	L114-126	24-45
13	at Baltimore	L105-117	10-19	4	Cincinnati	L125-127	24-46
14	Milwaukee (Madison)	L105-118	10-20	6	at New York	L103-107	24-47
16	at Chicago	W110-101	11-20	7	at Detroit	L126-134	24-48
17	at Detroit	W114-107	12-20	9	Philadelphia (Coliseum)	L112-131	24-49
19	San Francisco	W119-111	13-20	10	at Chicago	L106-111	24-50
20	Cincinnati	W126-111	14-20	11	at Atlanta	L121-122	24-51
21	at Seattle	L96-112	14-21	12	at Cincinnati	L151-165	24-52
23	L.A. Lakers	W115-109	15-21	14	New York	L103-119	24-53
27	Boston	L110-111	15-22	15	Philadelphia	W137-128	25-53
29	at Atlanta	L118-122	15-23	17	Boston	W125-117	26-53
30	at Cincinnati	L120-125	15-24	19	Detroit	W132-118	27-53
31	at Milwaukee	L126-143	15-25	20	at Phoenix	L104-127	27-54
Jan. 2	at Phoenix	L120-121	15-26	22	Phoenix	L129-130	27-55

1970-71 San Diego Rockets

(40-42, 3rd Pacific)

Final Statistics

Player	G	Min	FGM-A	Pct.	FTM-A	Pct.	Reb.	Avg.	A	Avg.	PF-D	TP	AVG
Elvin Hayes	82	3633	948-2215	.428	454-676	.672	1362	16.6	186	2.3	225-1	2350	28.7
Stu Lantz	82	3102	585-1305	.448	519-644	.806	406	5.0	344	4.2	230-3	1689	20.6
Calvin Murphy	82	2020	471-1029	.458	356-434	.820	245	3.0	329	4.0	263-4	1298	15.8
Don Adams	82	2374	391-957	.409	155-212	.731	581	7.1	173	2.1	344-11	937	11.4
John Trapp	82	2080	322-766	.420	142-188	.755	510	6.2	138	1.7	337-16	786	9.6
John Block	73	1464	245-584	.420	212-270	.785	442	6.1	98	1.3	193-2	702	9.6
Larry Siegfried	53	1673	146-378	.386	130-153	.850	207	3.9	346	6.5	146-0	422	8.0
Rudy Tomjanovich	77	1062	168-439	.383	73-112	.652	381	5.0	73	1.0	124-0	409	5.3
Bernie Williams	56	708	112-338	.331	68-81	.840	85	1.5	113	2.0	76-1	292	5.2
Toby Kimball	80	1100	111-287	.387	51-108	.472	406	5.1	62	0.8	128-1	273	3.4
Curtis Perry	18	100	21-48	.438	11-20	.550	30	1.7	5	0.3	22-0	53	2.9
John Egan (TOT)	62	824	67-178	.376	42-51	.824	63	1.0	112	1.8	71-0	176	2.8
John Egan (SD)	36	414	27-80	.338	17-23	.739	31	0.9	54	1.5	40-0	71	2.0
ROCKETS	82	19730	3547-8426	.421	2188-2921	.749	4686	57.2	1921	23.4	2128-39	9282	113.2
OPPONENTS	82	19730	3639-8102	.449	2024-2745	.737	4345	53.0	2135	26.0	2141-41	9302	113.4

Date	Opponent	Score	Record	Date	Opponent	Score	Record
Oct. 13	at Chicago	L96-111	0-1	Jan. 1	at L.A. Lakers	W117-106	22-20
14	at Baltimore	L105-123	0-2	2	L.A. Lakers	W109-108 (OT)	23-20
16	at Philadelphia	L119-127	0-3	5	at Chicago	L103-116	23-21
17	at Buffalo	W102-93	1-3	6	at Detroit	L99-100	23-22
20	Phoenix	W115-114	2-3	8	San Francisco	L117-120	23-23
22	Cleveland	W140-110	3-3	9	at San Francisco	L103-109	23-24
24	Philadelphia	W116-111	4-3	15	Baltimore	L117-124	23-25
25	at Phoenix	L98-117	4-4	17	Philadelphia	L105-106	23-26
27	at Milwaukee	L113-126	4-5	19	at New York	L113-117 (OT)	23-27
28	at Cleveland	W110-99	5-5	20	at Boston	L112-142	23-28
29	at New York	L107-114	5-6	22	at Buffalo	L94-101	23-29
31	at Atlanta	W121-117	6-6	23	at Baltimore	L120-127	23-30
Nov. 4	New York	L100-109	6-7	25	Buffalo	W114-106	24-30
6	Baltimore	L118-125	6-8	27	Chicago	L106-111	24-31
7	at San Francisco	L102-114	6-9	29	at Detroit	L104-131	24-32
11	Cincinnati	W127-120	7-9	30	at Cincinnati	L110-116	24-33
13	San Francisco	L102-107	7-10	31	at Atlanta	L120-131	24-34
14	Detroit	W112-101	8-10	Feb. 2	at L.A. Lakers	L105-133	24-35
16	at Portland	W136-118	9-10	3	Milwaukee	L101-108	24-36
18	Milwaukee	L111-117	9-11	5	Cleveland	W116-105	25-36
20	Seattle	W121-106	10-11	6	L.A. Lakers	L108-115	25-37
21	at Seattle	W115-114	11-11	7	at Seattle	W124-107	26-37
24	at Detroit	L104-111	11-12	9	Seattle	W132-115	27-37
25	at Cincinnati	W138-120	12-12	11	San Francisco	W119-111	28-37
27	Atlanta	W128-127	13-12	13	Cincinnati	W120-116	29-37
28	at Phoenix	W117-116	14-12	18	New York	L115-116	29-38
29	at L.A. Lakers	L112-130	14-13	19	at San Francisco	W109-103	30-38
Dec. 1	at Portland	W120-114	15-13	20	Boston	W128-118	31-38
5	L.A. Lakers	W119-116	16-13	23	at New York	W126-109	32-38
6	at Phoenix	L102-108	16-14	24	at Milwaukee	L104-139	32-39
11	Phoenix	W110-104	17-14	Mar. 2	at Philadelphia	W111-103	33-39
12	at Chicago	L98-103	17-15	3	at Boston	L113-128	33-40
13	at Cleveland	W118-95	18-15	5	Seattle	L110-111	33-41
15	at Philadelphia	L98-122	18-16	6	Chicago (Oakland)	L99-105	33-42
16	at Atlanta	L117-128	18-17	7	Portland	W135-121	34-42
18	Detroit	L116-129	18-18	9	Buffalo	W106-96	35-42
19	Portland (Oakland)	W118-108	19-18	11	Boston	W115-91	36-42
20	at Seattle	W110-108	20-18	13	Baltimore	W121-115	37-42
23	Atlanta	W133-102	21-18	17	Detroit	W106-99	38-42
27	Chicago	L101-110	21-19	19	Milwaukee	W111-99	39-42
29	Boston	L108-110	21-20	21	Phoenix	W132-114	40-42
				Date	Opponent	Score	Record

1971-72 Houston Rockets

(34-48, 4th Pacific)

Final Statistics

Player	G-S	Min	FGM-A	Pct.	FTM-A	Pct.	Reb.	Avg.	A	Avg.	PF-D	TP	AVG
Elvin Hayes	82-82	3461	832-1918	.434	399-615	.649	1197	14.6	270	3.3	233-1	2063	25.2
Stu Lantz	81-78	3097	557-1279	.435	387-462	.838	345	4.3	337	4.2	211-2	1501	18.5
Calvin Murphy	82-40	2538	571-1255	.455	349-392	.890	258	3.2	393	4.8	298-6	1491	18.2
Rudy Tomjanovich	78-61	2689	500-1010	.495	172-238	.723	923	11.8	117	1.5	193-2	1172	15.0
Cliff Meely	77-36	1815	315-776	.406	133-197	.675	507	6.6	119	1.6	254-9	763	9.9
Greg Smith (TOT)	82	2256	309-671	.461	111-168	.661	483	5.9	222	2.7	259-4	729	8.9
Greg Smith (HOU)	54-50	1519	212-473	.448	70-110	.636	322	6.0	159	2.9	167-3	494	9.1
Mike Newlin	82-25	1495	256-618	.414	108-144	.750	228	2.8	135	1.7	233-6	620	7.6
Jim Davis	12-1	180	18-54	.333	26-38	.684	44	3.7	5	0.4	18-0	62	5.2
Larry Siegfried	10-8	223	18-46	.391	12-14	.857	10	1.0	20	2.0	21-0	48	4.8
Don Adams	3-1	41	6-19	.316	1-2	.500	8	2.7	3	1.0	7-1	13	4.3
Dick Gibbs	64-4	757	90-265	.340	55-66	.833	140	2.2	51	0.8	127-0	235	3.7
Curtis Perry	25-5	355	38-115	.330	12-24	.500	122	4.9	22	0.9	47-1	88	3.5
John Vallely (TOT)	49	366	69-171	.404	30-45	.667	32	0.7	37	0.8	50-0	168	3.4
John Vallely (HOU)	40-1	256	49-128	.383	17-25	.680	21	0.5	28	0.7	37-0	115	2.9
John Egan	38-0	437	42-104	.404	26-32	.813	26	0.7	51	1.3	55-0	110	2.9
M. McLemore (TOT)	27	246	28-71	.394	20-24	.833	73	2.7	22	0.8	33-1	76	2.8
M. McLemore (HOU)	17-0	147	19-43	.442	9-12	.750	39	2.3	10	0.6	15-1	47	2.8
Dick Cunningham	63-5	720	67-174	.385	37-53	.698	243	3.9	57	0.9	76-0	171	2.7
ROCKETS	82	19730	3590-8277	.434	1813-2424	.748	4433	54.1	1777	21.7	1992-32	8993	109.7
OPPONENTS	82	19730	3542-7817	.453	2037-2737	.744	4298	52.4	1945	23.7	1944-19	9121	111.2

Oct.	14	Philadelphia (Astrohall)	L94-105	0-1	5	Boston (Hofheinz)	L105-113	15-27	
	16	at Phoenix	L108-128	0-2	9	Golden State (Hofheinz)	L112-113	15-28	
	17	Detroit (San Antonio)	L99-112	0-3	11	at Seattle	L126-141	15-29	
	20	Chicago (Waco)	L110-125	0-4	15	Cleveland (Hofheinz)	W112-109	16-29	
	22	at Seattle	L91-110	0-5	16	New York (Hofheinz)	L108-109	16-30	
	24	L.A. Lakers (Astrodome)	L103-113	0-6	20	at Cincinnati	W104-87	17-30	
	26	at Detroit	W104-103	1-6	21	at Boston	L105-110	17-31	
	27	at Boston	L97-108	1-7	22	at Chicago	L108-115	17-32	
	28	at New York	L94-112	1-8	23	at Detroit	W109-107	18-32	
	31	Buffalo (Astrohall)	W102-87	2-8	25	Portland (Astrodome)	W118-104	19-32	
Nov.	3	New York (Astrodome)	L98-117	2-9	26	Chicago (San Antonio)	L108-117	19-33	
	4	Portland (Astrohall)	L110-112	2-10	28	at L.A. Lakers	L105-118	19-34	
	7	Baltimore (Astrohall)	L106-109	2-11	Feb.	2	Seattle (San Antonio)	W111-88	20-34
	9	at Golden State	L99-115	2-12	4	at Portland	L113-114	20-35	
	10	Boston (Astrodome)	L103-142	2-13	5	Milwaukee (Hofheinz)	L112-119	20-36	
	12	at Milwaukee	L102-111	2-14	6	Atlanta (Hofheinz)	W120-113	21-36	
	13	at Chicago	L102-111	2-15	8	Seattle (Portland)	L119-127	21-37	
	16	at Baltimore	L107-110	2-16	11	Baltimore (Hofheinz)	W116-95	22-37	
	17	at Philadelphia	W118-112	3-16	13	Cincinnati (Hofheinz)	W112-111	23-37	
	19	at L.A. Lakers	L99-106	3-17	14	at Philadelphia	W130-116	24-37	
Dec.	21	Golden State (San Diego)	W115-96	4-17	15	at Baltimore	L98-113	24-38	
	24	Philadelphia (Astrohall)	W109-108	5-17	16	at New York	L100-110	24-39	
	28	Phoenix (Astrohall)	L110-116	5-18	18	at Buffalo	W108-96	25-39	
	30	at Buffalo	W115-101	6-18	23	L.A. Lakers (Waco)	W115-110	26-39	
	1	at Cleveland	L106-116	6-19	26	Detroit (Hofheinz)	W122-106	27-39	
	3	at Detroit	L112-113	6-20	27	Golden State (Hofheinz)	L104-117	27-40	
	4	at Boston	L107-117	6-21	Mar.	1	Cincinnati (El Paso)	W108-96	28-40
	8	L.A. Lakers (Astrodome)	L120-125	6-22	3	Golden State (San Diego)	L107-108	28-41	
	10	Atlanta (Astrodome)	W95-88	7-22	4	Cleveland (Hofheinz)	L123-130	28-42	
	11	at Phoenix	W111-110	8-22	5	Chicago (Hofheinz)	L97-128	28-43	
Jan.	12	Seattle (Hofheinz)	W100-98	9-22	9	Portland (Seattle)	W114-111	29-43	
	14	at Milwaukee	L98-106	9-23	10	Golden State (Hofheinz)	L116-119	29-44	
	15	at Atlanta	W117-115 (OT)	10-23	11	Buffalo (Hofheinz)	W121-100	30-44	
	17	at Chicago	W109-98	11-23	12	Philadelphia (Hofheinz)	W121-112	31-44	
	18	at Cincinnati	W126-116	12-23	16	New York (Astrodome)	L102-103	31-45	
	21	at Portland	W132-119	13-23	18	Milwaukee (Astrodome)	L116-120 (OT)	31-46	
	26	at L.A. Lakers	L115-137	13-24	21	at Milwaukee	L94-111	31-47	
	29	Phoenix (Hofheinz)	L106-124	13-25	22	at Atlanta	L106-107	31-48	
	30	Atlanta (Hofheinz)	W129-115	14-25	24	at Cleveland	W127-119	32-48	
	2	Detroit (Hofheinz)	L107-109	14-26	25	at Baltimore	W106-85	33-48	
4	Seattle (Hofheinz)	W119-110	15-26	26	Portland (Hofheinz)	W131-109	34-48		
Date		Opponent	Score	Record	Date	Opponent	Score	Record	
					Oct.	13	at Cleveland	W109-108	1-0

1972-73 Houston Rockets

(33-49, 3rd Central)

Final Statistics

Player	G-S	Min	FGM-A	Pct.	FTM-A	Pct.	Reb.	Avg.	A	Avg.	PF-D	TP	AVG
Rudy Tomjanovich	81-65	2972	655-1371	.478	205-335	.746	938	11.6	178	2.2	225-1	1560	19.3
Jack Marin	81-81	3019	624-1334	.468	248-292	.849	499	6.2	291	3.6	247-4	1496	18.5
Jimmy Walker	81-81	3079	605-1301	.465	244-276	.884	268	3.3	442	5.5	207-0	1454	18.0
Mike Newlin	82-70	2658	534-1206	.443	327-369	.886	340	4.2	409	5.0	301-5	1395	17.0
Calvin Murphy	77-13	1697	381-820	.465	239-269	.888	149	1.9	262	3.4	211-3	1001	13.0
Otto Moore	82-68	2712	418-859	.487	127-211	.602	868	10.6	167	2.0	239-4	963	11.7
Don Smith	48-13	900	149-375	.397	119-162	.735	304	6.3	53	1.1	108-2	417	8.7
Cliff Meely	82-19	1694	268-657	.408	92-137	.672	496	6.1	91	1.1	263-6	628	7.7
Paul McCracken	24-0	305	44-89	.494	23-39	.590	51	2.1	17	0.9	32-0	111	6
OStan McKenzie (TOT)	33-0	294	48-119	.403	30-37	.811	55	1.7	23	0.7	43-1	126	3.8
Stan McKenzie (HOU)	26-0	187	35-83	.422	16-21	.762	34	1.3	15	0.6	28-0	86	3.3
Greg Smith	4-0	41	5-16	.313	0-0	.000	8	2.0	5	1.3	8-0	10	2.5
George Johnson	19-0	169	20-39	.513	3-4	.750	45	2.4	3	0.2	33-0	43	2.3
Eric McWilliams	44-0	245	34-98	.347	18-37	.486	60	1.4	5	0.1	46-0	86	2.0
Dick Gibbs	1-0	2	0-1	.000	0-0	.000	0	0.0	1	1.0	1-0	0	0.0
ROCKETS	82	19680	3772-8249	.457	1706-2152	.793	4060	49.5	1939	23.7	1949-25	9250	112.8
OPPONENTS	82	19680	3824-8119	.471	1744-2290	.762	4338	52.9	2104	25.7	1902-22	9302	114.5

14	at Buffalo	W121-113	2-0	13	Cleveland	L115-123	17-27
17	at New York	L95-103	2-1	17	Golden State (San Antonio)	L117-123	17-28
20	Atlanta	W120-108	3-1	19	Cleveland	L104-108	17-29
21	Chicago	L97-130	3-2	20	Portland	L115-130	17-30
25	L.A. Lakers (San Antonio)	L107-112	3-3	21	New York	W107-103	18-30
27	Detroit	W130-118	4-3	25	Milwaukee (Madison)	W129-125	19-30
31	at Atlanta	W106-105	5-3	26	at Boston	L126-139	19-31
Nov. 1	at Philadelphia	W108-104	6-3	28	Atlanta	W116-108	20-31
3	Atlanta	L108-114	6-4	30	at Portland	W123-120	21-31
4	Detroit (San Antonio)	W118-108	7-4	31	at Seattle	L109-118	21-32
7	at L.A. Lakers	L109-122	7-5	Feb. 2	at L.A. Lakers	L109-126	21-33
10	at Phoenix	L109-115	7-6	3	at Phoenix	L123-132	21-34
11	Philadelphia (San Antonio)	L112-114	7-7	4	Buffalo (San Antonio)	W130-118	22-34
14	at Baltimore	L103-104	7-8	6	Philadelphia (San Antonio)	W123-117	23-34
16	at New York	L100-119	7-9	9	Kansas City	L116-121	23-35
18	at Kansas City	L117-127	7-10	10	at Atlanta	L91-103	23-36
21	at Chicago	L105-113	7-11	13	at Kansas City	L118-132	23-37
22	Golden State	W132-104	8-11	16	at Milwaukee	L103-105	23-38
25	Seattle	W114-109	9-11	17	Phoenix	W127-111	24-38
28	Baltimore (San Antonio)	L90-108	9-12	18	Chicago	L99-110	24-39
29	Baltimore (San Antonio)	W102-94	10-12	21	Seattle (San Antonio)	W139-107	25-39
Dec. 1	at Baltimore	L96-103	10-13	23	Philadelphia (Hershey)	W138-116	26-39
2	Kansas City-Omaha	L109-114	10-14	25	at Detroit	L112-129	26-40
5	at Golden State	L101-108	10-15	27	at Buffalo	W112-105	27-40
8	Portland	W114-108	11-15	Mar. 3	at Atlanta	L125-136	27-41
12	at Buffalo	L94-95	11-16	4	Milwaukee	L101-116	27-42
15	at Baltimore	L91-94	11-17	7	Cleveland (San Antonio)	L100-118	27-43
16	at Detroit	W123-112	12-17	9	Baltimore	L104-109	27-44
17	at Cleveland	W110-109	13-17	10	Cleveland	W131-116	28-44
20	New York (San Antonio)	L102-124	13-18	11	Atlanta	W129-118	29-44
22	Philadelphia	W116-103	14-18	15	at Golden State	L125-141	29-45
26	Phoenix	W113-110	15-18	16	at Portland	L128-141	29-46
27	L.A. Lakers	W136-104	16-18	18	at Seattle	L112-121	29-47
29	Milwaukee	L101-114	16-19	20	Boston (Providence)	L89-94	29-48
Jan. 2	Boston	L110-130	16-20	21	at Baltimore	W118-110	30-48
3	Boston	W123-112	17-20	23	at Philadelphia	W132-112	31-48
4	at Chicago	L97-111	17-21	25	Boston	L121-125	31-49
6	at New York	L106-116	17-22	27	Buffalo (San Antonio)	W121-111	32-49
7	at Cleveland	L97-102	17-23	28	Buffalo (San Antonio)	W138-122	33-49
9	at Atlanta	L114-120	17-24	Date	Opponent	Score	Record
10	at Boston	L107-128	17-25	Oct. 9	at Buffalo	L105-107 (OT)	0-1
12	New York	L103-104	17-26	10	at Philadelphia	W104-88	1-1

1973-74 Houston Rockets

(32-50, 3rd Central)

Final Statistics

Player	G-S	Min	FGM-A	Pct.	FTM-A	Pct.	Rebounds		Avg.	A	Avg.	PF-D	S	B	TP	Avg.
							O-D-Tot									
Rudy Tomjanovich	80-80	3227	788-1470	.536	385-454	.848	230-487-717	9.0	250	3.1	230-0	89	66	1961	24.5	
Calvin Murphy	81-79	2922	671-1285	.522	310-357	.868	51-137-188	2.3	603	7.4	310-8	157	4	1652	20.4	
Mike Newlin	76-70	2591	510-1139	.448	380-444	.856	77-185-262	3.5	363	4.8	259-5	87	9	1400	18.4	
Don Smith	79-63	2459	336-732	.459	193-240	.804	259-664-923	11.7	166	2.1	227-3	80	104	865	10.9	
Jack Marin	47-10	1102	210-443	.474	82-98	.837	29-77-106	2.3	121	2.6	120-2	23	8	502	10.7	
Cliff Meely	77-31	1754	330-773	.427	90-140	.643	103-336-439	5.7	124	1.6	234-5	53	77	750	9.7	
Ed Ratleff	81-8	1773	254-585	.434	103-129	.798	93-193-286	3.5	181	2.2	182-2	90	27	611	7.5	
Matt Guokas	39-27	1007	93-203	.458	21-28	.750	17-43-60	1.5	133	3.4	73-1	27	14	207	5.3	
E.C. Coleman	58-28	1075	128-250	.512	47-74	.635	81-171-252	4.4	76	1.3	162-4	37	20	303	5.2	
Otto Moore	13-7	313	32-69	.464	4-8	.500	20-64-84	6.5	18	1.4	37-2	10	18	68	5.2	
Dave Wohl (TOT)	67	1055	121-277	.437	75-102	.735	11-35-46	0.7	236	3.5	136-3	76	2	317	4.7	
Dave Wohl (HOU)	26-0	449	61-127	.480	33-42	.786	4-13-17	0.7	109	4.2	64-2	43	1	155	6.0	
Jimmy Walker	6-0	38	7-12	.583	0-1	.000	0-2-2	0.7	4	1.3	4-0	0	0	14	4.7	
Ron Riley (TOT)	48	591	81-202	.401	24-38	.632	48-129-177	3.7	37	0.8	95-0	18	24	186	3.9	
Ron Riley (HOU)	36-5	421	57-145	.393	10-14	.714	35-86-121	3.4	29	0.8	68-0	15	22	124	3.4	
Kevin Kunnert (TOT)	64	701	105-215	.488	21-33	.636	83-134-217	3.4	43	0.7	151-1	10	54	231	3.6	
Kevin Kunnert (HOU)	25-0	361	56-114	.491	10-17	.588	40-71-111	4.4	18	0.7	68-1	5	29	122	4.9	
George Johnson	26-2	238	23-51	.451	8-17	.471	20-41-61	2.4	9	0.4	46-1	8	8	54	2.1	
Stan McKenzie	11-0	112	7-24	.292	6-8	.750	3-13-16	1.5	6	0.6	17-0	3	0	20	1.8	
Paul McCracken	4-0	13	1-4	.250	0-0	.000	1-5-6	1.5	2	0.5	3-0	0	0	2	0.5	
ROCKETS	82	19855	3564-7426	.480	1682-2071	.812	1063-2588-3651	44.5	2212	27.0	2104-36	727	407	8810	107.4	
OPPONENTS	82	19855	3551-7433	.478	1719-2337	.736	1162-2619-3781	46.1	2122	25.9	1994-29	707	375	8821	107.6	

12	at Cleveland	W106-99	2-1	8	Golden State	L92-104	14-30
13	at New York	W86-85	3-1	9	at Phoenix	L101-105	14-31
16	Philadelphia	L101-106	3-2	11	at Buffalo	L99-117	14-32
20	Detroit	L104-107	3-3	13	Buffalo (Toronto)	W121-112	15-32
23	L.A. Lakers	L98-107	3-4	18	New York	W96-90	16-32
24	at Boston	W132-117	4-4	20	at Capital	L105-111	16-33
26	at Chicago	L113-121	4-5	22	at New York	W108-93	17-33
27	Chicago	L92-102	4-6	23	at Atlanta	W115-104	18-33
31	New York	L91-102	4-7	25	at Detroit	L89-93	18-34
Nov. 2	Atlanta	L123-125	4-8	27	Buffalo	L108-122	18-35
4	at L.A. Lakers	L93-106	4-9	29	Seattle	L107-115	18-36
7	Capital	L97-111	4-10	31	Golden State	L108-109	18-37
9	at Cleveland	L106-111	4-11	Feb. 2	at Atlanta	L107-117	18-38
13	Philadelphia	W97-83	5-11	3	Atlanta	W123-112	19-38
14	at Kansas City	L116-118 (OT)	5-12	5	L.A. Lakers	W116-112 (OT)	20-38
17	Portland	L87-96	5-13	8	Cleveland	W120-106	21-38
22	Cleveland	L96-104	5-14	10	at Portland	W112-106	22-38
23	Cleveland	L83-85	5-15	12	at L.A. Lakers	W129-119	23-38
27	Phoenix	W125-111	6-15	14	at Phoenix	L99-107	23-39
28	at New York	W114-106	7-15	17	Buffalo	L118-135	23-40
30	Detroit	W110-95	8-15	20	Philadelphia	W115-98	24-40
Dec. 1	at Philadelphia	L106-108 (OT)	8-16	22	Milwaukee	L113-122	24-41
2	at Cleveland	W130-104	9-16	24	Portland	W133-115	25-41
4	at Milwaukee	L109-124	9-17	26	Kansas City-Omaha	W118-101	26-41
5	Capital	W119-99	10-17	Mar. 1	Phoenix	W117-111	27-41
9	at Seattle	W110-107	11-17	2	at Atlanta	L122-129	27-42
11	at Golden State	L107-114	11-18	3	Milwaukee (Madison)	L106-112 (OT)	27-43
14	Boston	L106-114	11-19	6	Chicago	L93-105	27-44
15	at Chicago	L100-104	11-20	8	Boston	W113-106	28-44
17	New York	L97-109	11-21	10	Cleveland	W113-108	29-44
19	Seattle	L118-124 (OT)	11-22	13	Capital	W117-93	30-44
21	Atlanta	L110-124	11-23	15	Capital	W114-105	31-44
22	at Capital	L89-98	11-24	17	at Kansas City-Omaha	L114-125	31-45
23	at Cleveland	L91-99	11-25	19	Boston	L107-110	31-46
26	Kansas City-Omaha	W110-95	12-25	20	at Detroit	L99-103	31-47
28	Milwaukee	L111-127	12-26	22	at Capital	L95-109	31-48
29	at Atlanta	L110-114	12-27	23	Boston (Providence)	L105-108	31-49
Jan. 2	at Philadelphia	W101-99	13-27	24	at Boston	L106-109 (OT)	31-50
4	at Portland	W119-113	14-27	26	Buffalo	W119-96	32-50
Date	Opponent	Score	Record				
5	at Golden State	L106-108	14-28				
6	at Seattle	L90-91	14-29				

History

1974-75 Houston Rockets

(41-41, 2nd Central)

Final Statistics

Player	G-S	Min	FGM-A	Pct.	FTM-A	Pct.	Rebounds		Avg.	A	Avg.	PF-D	S	B	TP	Avg.
							O-D-Tot									
Rudy Tomjanovich	81-81	3134	694-1323	.525	289-366	.790	184-429-613		7.6	236	2.9	230-1	76	24	1677	20.7
Calvin Murphy	78-52	2513	557-1152	.484	341-386	.883	52-121-173		2.2	381	4.9	281-8	128	4	1455	18.7
Mike Newlin	79-70	2709	436-905	.482	265-305	.869	55-205-260		3.3	403	5.1	288-4	111	7	1137	14.4
Ed Ratleff	80-48	2563	392-851	.461	157-190	.826	185-274-459		5.7	259	3.2	231-5	146	51	941	11.8
Kevin Kunnert	75-34	1801	346-676	.512	116-169	.686	214-417-631		8.4	108	1.4	223-2	34	84	808	10.8
Zaid Abdul-Aziz	65-33	1450	235-538	.437	159-203	.783	154-334-488		7.5	84	1.3	128-1	37	74	629	9.7
Cliff Meely	48-5	753	156-349	.447	68-94	.723	55-109-164		3.4	45	0.9	117-4	21	21	380	7.9
Dave Wohl	75-39	1722	203-462	.439	79-106	.745	26-86-112		1.5	340	4.5	184-1	75	9	485	6.5
Ron Riley	77-33	1578	196-470	.417	71-97	.732	137-243-380		4.9	130	1.7	197-3	56	22	463	6.0
Steve Hawes	55-15	897	140-279	.502	45-55	.818	80-195-275		5.0	88	1.6	99-1	36	36	325	5.9
Owen Wells	33-0	214	42-100	.420	15-22	.682	12-23-35		1.1	22	0.7	38-0	9	3	99	3.0
Gus Bailey	47-0	446	51-126	.405	20-41	.488	23-59-82		1.8	59	1.3	52-0	17	16	122	2.6
ROCKETS	82	19780	3448-7231	.477	1625-2034	.799	1177-2495-3672		44.8	2155	26.3	2068-30	746	351	8521	103.9
OPPONENTS	82	19780	3429-7127	.481	1576-2127	.741	1036-2380-3416		41.7	2024	24.7	2063-37	750	308	8434	102.9

Date	Opponent	Score	Record	Date	Opponent	Score	Record
Oct. 18	at Milwaukee	W106-101	1-0	17	Portland	L106-127	20-22
19	at Atlanta	L112-118	1-1	18	Boston (Hartford)	L101-123	20-23
22	at New York	L100-110	1-2	21	Boston	L102-113	20-24
23	at Washington	L95-99	1-3	23	at Atlanta	W96-95	21-24
25	Philadelphia	W110-86	2-3	24	Milwaukee	W95-91	22-24
30	at New Orleans	W113-100	3-3	26	at Washington	L90-118	22-25
31	Washington	W95-92	4-3	28	L.A. Lakers	W104-89	23-25
Nov. 2	Kansas City-Omaha	W120-97	5-3	30	Detroit	W103-88	24-25
5	New York	L93-106	5-4	Feb. 1	at New York	W95-93	25-25
7	Milwaukee	W103-93	6-4	2	at Philadelphia	L77-90	25-26
9	Phoenix	L96-101	6-5	4	Golden State	L105-107	25-27
12	at Kansas City-Omaha	W103-99	7-5	5	at New Orleans	W124-97	26-27
14	Chicago	W105-96	8-5	7	Atlanta	W105-97	27-27
16	Detroit	W118-98	9-5	9	at Portland	W102-92	28-27
19	Cleveland	W94-85	10-5	11	at Golden State	W112-108 (OT)	29-27
22	at L.A. Lakers	L83-89	10-6	12	at Seattle	L103-104	29-28
24	at Seattle	W124-109	11-6	14	New Orleans	L112-124	29-29
26	at Golden State	L124-144	11-7	16	at Cleveland	L95-100	29-30
27	at Portland	L97-111	11-8	18	Portland	W107-83	30-30
29	Atlanta	L91-96	11-9	21	Philadelphia	W103-85	31-30
30	at Phoenix	L100-112	11-10	23	at New Orleans	L99-108	31-31
Dec. 3	at Cleveland	L91-97	11-11	25	Cleveland	W114-87	32-31
4	at Detroit	L69-88	11-12	28	Chicago	W102-87	33-31
6	Boston	L114-120 (OT)	11-13	Mar. 1	New Orleans	W121-109	34-31
10	Golden State	W111-97	12-13	2	Phoenix	W110-104	35-31
11	at Philadelphia	L96-103	12-14	7	Cleveland	W93-86	36-31
12	Buffalo (Toronto)	L113-124	12-15	8	at Phoenix	W112-107	37-31
14	Kansas City-Omaha	W123-84	13-15	9	at L.A. Lakers	L95-116	37-32
17	New Orleans	W109-83	14-15	11	Seattle	L117-122 (OT)	37-33
20	Washington	W116-91	15-15	12	at Washington	L88-117	37-34
21	at Atlanta	W101-96	16-15	14	New York	L94-103	37-35
26	Atlanta	W114-86	17-15	16	at Boston	L94-99	37-36
28	Buffalo	W125-117	18-15	18	Buffalo	W122-115	38-36
30	L.A. Lakers	W120-107	19-15	21	at Detroit	L110-121	38-37
Jan. 3	at Cleveland	L83-95	19-16	22	at Buffalo	L112-117	38-38
4	at Milwaukee	L89-93	19-17	23	at Cleveland	L95-101	38-39
5	at Kansas City	W115-106	20-17	25	at Chicago	L94-112	38-40
7	at Chicago	L97-106	20-18	28	Cleveland	W112-105	39-40
9	Washington	L94-102	20-19	29	New Orleans	W107-105	40-40
10	at New Orleans	L108-111	20-20	Apr. 1	Atlanta	W113-104	41-40
16	Seattle	L125-127 (OT)	20-21	2	at Washington	L85-112	41-41

1975-76 Houston Rockets

(40-42, 3rd Central)

Final Statistics

Player	G-S	Min	FGM-A	Pct.	FTM-A	Pct.	Rebounds		Avg.	A	Avg.	PF-D	S	B	TP	Avg.
							O-D-Tot									
Calvin Murphy	82-82	2995	675-1369	.493	372-410	.907	52-157-209	2.6	596	7.3	294-3	151	6	1722	21.0	
Mike Newlin	82-82	3065	569-1123	.507	385-445	.865	72-264-336	4.1	457	5.6	263-5	106	5	1523	18.6	
Rudy Tomjanovich	79-79	2912	622-1202	.517	221-288	.767	167-499-666	8.4	188	2.4	206-1	42	19	1465	18.5	
Kevin Kunnert	80-80	2335	465-954	.487	102-156	.654	267-520-787	9.8	155	1.9	315-14	57	105	1032	12.9	
Ed Ratleff	72-66	2401	314-647	.485	168-206	.816	107-272-379	5.3	260	3.6	234-4	114	37	796	11.1	
Joe Meriweather	81-4	2042	338-684	.494	154-239	.644	163-353-516	6.4	82	1.0	219-4	36	120	830	10.2	
John Johnson (TOT)	76	1697	316-697	.453	120-155	.774	94-238-332	4.4	217	2.9	194-1	57	36	752	9.9	
John Johnson (HOU)	67-1	1485	275-609	.452	97-128	.758	81-211-292	4.4	163	2.4	163-0	50	28	647	9.7	
Cliff Meely	14-0	174	32-81	.395	9-16	.563	12-40-52	3.7	10	0.7	31-1	9	4	73	5.2	
Ron Riley	65-16	1049	115-280	.411	38-56	.679	91-213-304	4.7	75	1.2	137-1	32	21	268	4.1	
Dave Wohl	50-0	700	66-163	.405	38-49	.776	9-47-56	1.1	112	2.2	112-2	26	1	170	3.4	
Rudy White	32-0	284	42-102	.412	18-25	.720	13-25-38	1.2	30	0.9	32-0	19	5	102	3.2	
Gus Bailey	30-0	262	28-77	.364	14-28	.500	20-30-50	1.7	41	1.4	33-1	14	8	70	2.3	
Steve Hawes	6-0	51	5-13	.385	0-0	.000	5-13-18	3.0	10	1.7	6-0	0	0	10	1.7	
ROCKETS	82	19755	3546-7304	.485	1616-2046	.790	1059-2644-3703	45.2	2213	27.0	2045-36	656	359	8708	106.2	
OPPONENTS	82	19755	3603-7551	.477	1568-2072	.757	1116-2473-3589	43.8	2028	24.7	2050-23	684	311	8774	107.0	

Date	Opponent	Score	Record	Date	Opponent	Score	Record
Oct. 24	at Boston	L94-109	0-1	24	Seattle	W110-103	20-22
28	at Buffalo	L108-124	0-2	27	Philadelphia	W127-116	21-22
31	at Detroit	L127-131	0-3	28	Cleveland	W108-93	22-22
Nov. 2	Milwaukee	W104-89	1-3	29	at Kansas City	L86-119	22-23
4	New York	W119-106	2-3	31	at New York	W130-114	23-23
8	Cleveland	W116-112	3-3	Feb. 5	New Orleans	L111-114	23-24
12	Buffalo	L80-93	3-4	7	Chicago	W89-87	24-24
13	at New York	L102-108	3-5	9	Kansas City	W105-86	25-24
15	New Orleans	W103-101	4-5	11	Boston	W115-103	26-24
18	at Cleveland	W95-91	5-5	13	at Philadelphia	L109-134	26-25
19	L.A. Lakers	L110-118	5-6	14	at Washington	L89-108	26-26
21	at Phoenix	L92-107	5-7	15	at Milwaukee	L105-113	26-27
23	at L.A. Lakers	L99-110	5-8	18	L.A. Lakers	W114-98	27-27
25	at Washington	W100-89	6-8	20	Milwaukee	W110-108	28-27
26	Washington	W97-85	7-8	21	Phoenix	L108-110 (OT)	28-28
29	Philadelphia	W99-98	8-8	22	at Cleveland	L103-107	28-29
Dec. 2	at Chicago	W91-77	9-8	23	Cleveland	W117-114	29-29
3	Seattle	W107-101	10-8	25	at Boston	L102-103	29-30
5	at Detroit	L91-102	10-9	27	at Buffalo	W113-107	30-30
6	Detroit	W105-96	11-9	29	at Washington	L108-110	30-31
10	Phoenix	L91-105	11-10	Mar. 3	at New Orleans	W113-105	31-31
13	Boston	L120-137	11-11	4	Washington	L106-113	31-32
16	at Kansas City	W111-100	12-11	6	Atlanta	W101-97	32-32
17	at Buffalo	L85-88	12-12	7	at Atlanta	L106-123	32-33
19	Atlanta	W113-107	13-12	10	Portland	W113-110	33-33
20	at Atlanta	L108-123	13-13	12	Buffalo	W113-100	34-33
23	Chicago	W103-94	14-13	13	Golden State	L97-111	34-34
25	at New Orleans	L99-101	14-14	16	New York	W116-111	35-34
27	at Golden State	W113-110	15-14	17	Atlanta	W124-112	36-34
28	at Seattle	L106-116	15-15	19	at Portland	L105-111	36-35
Jan. 1	at Portland	W110-107	16-15	21	at Seattle	L107-117	36-36
3	at Milwaukee	L101-126	16-16	23	at L.A. Lakers	L106-125	36-37
5	at Chicago	L97-98	16-17	25	at Golden State	W123-104	37-37
7	Kansas City	L106-108	16-18	27	Philadelphia	W109-95	38-37
8	at Atlanta	W115-106	17-18	30	at Cleveland	L86-95	38-38
10	Portland	W105-94	18-18	Apr. 2	at Boston	L115-119	38-39
14	New York	L103-107 (OT)	18-19	5	at Philadelphia	L129-130 (OT)	38-40
16	Golden State	L103-128	18-20	7	Washington	L105-115	38-41
17	New Orleans	L97-103	18-21	9	at New Orleans	L88-99	38-42
19	Washington	W115-96	19-21	10	Detroit	W110-99	39-42
23	at Phoenix	L115-124	19-22	11	at Atlanta	W122-111	40-42

History

1976-77 Houston Rockets

(49-33, 1st Central)

Final Statistics

Player	G-S	Min	FGM-A	Pct.	FTM-A	Pct.	Rebounds		Avg.	A	Avg.	PF-D	S	B	TP	Avg.
							O-D-Tot									
Rudy Tomjanovich	81-80	3130	733-1437	.510	287-342	.839	172-512-684		8.4	172	2.1	198-1	57	27	1753	21.6
Calvin Murphy	82-80	2764	596-1216	.490	272-307	.886	54-118-172		2.1	386	4.7	281-6	144	8	1464	17.9
Moses Malone (TOT)	82-71	2506	389-810	.480	305-440	.693	437-635-1072		13.1	89	1.1	275-3	67	181	1083	13.2
Moses Malone (HOU)	80-71	2500	389-810	.480	305-440	.693	437-634-1071		13.4	89	1.1	274-3	67	181	1083	13.5
Mike Newlin	82-34	2119	387-850	.455	269-304	.885	53-151-204		2.5	320	3.9	226-2	60	3	1043	12.7
John Lucas	82-56	2531	388-814	.477	135-171	.789	55-164-219		2.7	463	5.7	174-0	125	19	911	11.1
Kevin Kunnert	81-56	2050	333-685	.486	93-126	.738	210-459-669		8.3	154	1.9	361-17	35	105	759	9.4
John Johnson	79-24	1738	319-696	.458	94-132	.712	75-191-266		3.4	163	2.1	199-1	47	24	732	9.3
Dwight Jones	74-10	1239	167-338	.494	101-126	.802	98-186-284		3.8	48	0.7	175-1	38	19	435	5.9
Ed Ratleff	37-2	533	70-161	.435	26-42	.619	24-53-77		2.1	43	1.2	45-0	20	6	166	4.5
Tom Owens	46-1	462	68-135	.504	52-76	.684	47-95-142		3.1	18	0.4	96-2	4	13	188	4.1
Rudy White	46-0	368	47-106	.443	15-25	.600	13-28-41		0.9	35	0.8	39-0	11	1	109	2.4
Eugene Kennedy	32-1	277	31-58	.534	3-8	.375	14-37-51		1.6	6	0.2	45-1	7	5	65	2.0
Dave Wohl	14-0	62	7-17	.412	4-4	1.000	1-4-5		0.4	15	1.1	18-1	0	0	18	1.3
Phil Hicks	2-0	7	0-2	.000	0-0	.000	1-0-1		0.5	1	0.5	1-0	1	0	0	0.0
ROCKETS	82	19780	3535-7325	.483	1656-2103	.787	1254-2632-3886		47.4	1913	23.3	2132-35	616	411	8726	106.4
OPPONENTS	82	19780	3424-7356	.465	1746-2252	.775	1121-2232-3353		40.9	1883	23.0	1978-27	547	350	8594	104.8

Date	Opponent	Score	Record													
Oct. 21	at Atlanta	W120-104	1-0	21	at Detroit	L86-109	23-19									
23	Phoenix	W129-126	2-0	22	Portland	W110-107	24-19									
27	Philadelphia	L94-116	2-1	27	Detroit	W114-107	25-19									
30	Washington	W105-92	3-1	28	Atlanta	W118-104	26-19									
Nov. 3	Boston	W117-111 (OT)	4-1	29	at Atlanta	L97-101	26-20									
5	at New Jersey	L91-95	4-2	Feb. 3	at New York	L90-108	26-21									
6	at Buffalo	L102-117	4-3	5	New York	W105-103	27-21									
9	at Chicago	W111-92	5-3	6	at New Orleans	L90-99	27-22									
10	Seattle	W99-97	6-3	8	Cleveland	W97-81	28-22									
12	at Milwaukee	L99-111	6-4	9	Chicago	W108-103	29-22									
13	New Jersey	L110-114	6-5	11	San Antonio	L104-107	29-23									
17	Buffalo	W120-114 (OT)	7-5	16	Seattle	W124-95	30-23									
20	Kansas City	W127-126 (OT)	8-5	17	at San Antonio	W113-99	31-23									
24	Golden State	W113-107 (OT)	9-5	19	at Kansas City	L109-115	31-24									
26	at New Orleans	W105-99	10-5	22	at Denver	L106-118	31-25									
27	San Antonio	W125-116	11-5	24	at Phoenix	W109-106	32-25									
Dec. 1	Detroit	W110-104	12-5	25	at Portland	W123-106	33-25									
2	Milwaukee	W137-110	13-5	27	at L.A. Lakers	L101-106	33-26									
4	Indiana	W120-108	14-5	Mar. 2	L.A. Lakers	W120-113	34-26									
8	at Phoenix	L95-116	14-6	5	Milwaukee	W119-106	35-26									
10	at L.A. Lakers	L99-109	14-7	6	at New Jersey	W99-91	36-26									
11	at Golden State	L112-124	14-8	7	at Buffalo	W128-107	37-26									
12	at Seattle	W96-92	15-8	9	Phoenix	W105-100	38-26									
14	at Portland	L84-104	15-9	11	at Indiana	W124-109	39-26									
16	Atlanta	W118-107	16-9	12	New Orleans	W120-104	40-26									
18	New Orleans	L106-110	16-10	16	New Jersey	W100-86	41-26									
22	Washington	W111-90	17-10	17	at Cleveland	W88-87	42-26									
26	at Indiana	W93-79	18-10	18	at Philadelphia	L104-124	42-27									
28	at New York	L99-111	18-11	19	Buffalo	W110-104	43-27									
29	Philadelphia	W93-91	19-11	22	Indiana	W106-99	44-27									
Jan. 1	at Washington	L89-104	19-12	23	Portland	W109-104	45-27									
2	at Cleveland	L80-104	19-13	24	at San Antonio	L112-118	45-28									
5	New York	W108-107	20-13	26	Kansas City	W107-97	46-28									
7	Denver	L107-117	20-14	27	at Detroit	L100-115	46-29									
8	at Kansas City	L94-106	20-15	29	at Golden State	L92-109	46-30									
11	Boston (Hartford)	L101-105	20-16	30	at Seattle	L105-111	46-31									
12	at Philadelphia	L97-102	20-17	Apr. 1	at Washington	W91-85	47-31									
14	at Milwaukee	W111-84	21-17	2	Cleveland	W106-93	48-31									
15	L.A. Lakers	W122-116	22-17	6	at Boston	W104-93	49-31									
18	Chicago	W103-85	23-17	8	at Chicago	L109-113	49-32									
19	Boston	L102-112	23-18	9	Denver	L110-118	49-33									
Date	Opponent	Score	Record	Date	Opponent	Score	Record									
Oct. 19	Chicago	L103-107	0-1													

1977-78 Houston Rockets

(28-54, 6th Central)

Final Statistics

Player	G-S	Min	FGM-A	Pct.	FTM-A	Pct.	Rebounds		PF-D	S	TO	B	TP	Avg.		
							O-D-Tot	Avg.								
Calvin Murphy	76-72	2900	852-1737	.491	245-267	.918	57-107-164	2.2	259	3.4	241-4	112	173	3	1949	25.6
Rudy Tomjanovich	23-23	849	217-447	.485	61-81	.753	40-98-138	6.0	32	1.4	63-0	15	38	5	495	21.5
Moses Malone	59-59	2107	413-828	.499	318-443	.718	380-506-886	15.0	31	0.5	179-3	48	220	76	1144	19.4
Mike Newlin	45-12	1181	216-495	.436	152-174	.874	36-84-120	2.7	203	4.5	128-1	52	120	9	584	13.0
John Lucas	82-82	2933	412-947	.435	193-250	.772	51-204-255	3.1	768	9.4	208-1	160	213	9	1017	12.4
Dwight Jones	82-50	2476	346-777	.445	181-233	.777	215-426-641	7.8	109	1.3	265-2	77	165	39	873	10.6
Kevin Kunnert	80-44	2152	368-842	.437	93-135	.689	262-431-693	8.7	97	1.2	315-13	44	141	90	829	10.4
Robert Reid	80-55	1849	261-574	.455	63-96	.656	111-248-359	4.5	121	1.5	277-8	67	81	51	585	7.3
Alonzo Bradley	43-11	798	130-304	.428	43-59	.729	24-75-99	2.3	54	1.3	83-1	16	55	6	303	7.0
Ron Behagen	3-0	33	7-11	.636	0-1	.000	2-5-7	2.3	2	0.7	6-0	0	3	0	14	4.7
Ed Ratleff	68-1	1163	130-310	.419	39-47	.830	56-106-162	2.4	153	2.3	109-0	60	67	22	299	4.4
John Johnson	1-0	11	1-4	.250	2-3	.667	2-1-3	3.0	1	1.0	3-0	0	3	0	4	4.0
C.J. Kupec	49-0	626	84-197	.426	27-33	.818	27-64-91	1.9	50	1.0	54-0	10	24	3	195	4.0
Zaid Abdul-Aziz (TOT)	16-0	158	23-60	.383	17-23	.739	19-31-50	3.1	10	0.6	29-0	3	11	3	63	3.9
Zaid Abdul-Aziz (HOU)	14-0	134	20-47	.426	15-20	.750	13-22-35	2.5	7	0.5	25-0	2	8	2	55	3.9
Rudy White	21-0	219	31-85	.365	14-18	.778	8-13-21	1.0	22	1.1	24-0	8	22	0	76	3.6
Mike Dunleavy (TOT)	15-0	119	20-50	.400	13-18	.722	1-9-10	0.7	28	1.9	12-0	9	12	1	53	3.5
Mike Dunleavy (HOU)	11-0	102	17-43	.395	11-16	.688	1-8-9	0.8	22	2.0	12-0	8	9	1	45	4.1
Robin Jones	12-0	66	11-20	.550	4-10	.400	5-9-14	1.2	2	0.2	16-0	1	7	1	26	2.2
Larry Moffett	20-0	110	5-17	.294	6-10	.600	10-11-21	1.1	7	0.4	16-0	2	8	2	16	0.8
Phil Bond	7-0	21	2-6	.333	0-0	.000	1-3-4	0.6	2	0.3	1-0	1	2	0	4	0.6
ROCKETS	82	19730	3523-7691	.458	1467-1896	.774	1301-2421-3722	45.4	1942	23.7	2025-33	683	1376	319	8513	103.8
OPPONENTS	82	19730	3571-7704	.482	1699-2238	.759	1195-2525-3720	45.4	1990	24.3	1752-18	605	1410	360	8841	107.8

21	at Kansas City	L94-95	0-2	20	Detroit	W118-108	16-27
22	Boston	W110-98	1-2	22	at L.A. Lakers	L101-106	16-28
27	Milwaukee	W133-110	2-2	25	at Phoenix	L96-118	16-29
29	Phoenix	W125-112	3-2	27	at Denver	L100-105	16-30
Nov. 3	Golden State	W113-111 (OT)	4-2	29	at Portland	L88-123	16-31
4	at Milwaukee	L108-110	4-3	Feb. 1	New Jersey	W124-103	17-31
5	Washington	W116-105	5-3	3	New York	W112-102	18-31
8	at Chicago	L104-117	5-4	8	Chicago	W105-101	19-31
9	at Detroit	L107-127	5-5	9	at San Antonio	L94-104	19-32
10	Atlanta	L101-132	5-6	10	San Antonio	L114-125	19-33
12	Portland	W104-102	6-6	12	at New Orleans	W119-112	20-33
16	Buffalo	L97-101	6-7	14	at Kansas City	L102-125	20-34
19	New Orleans	L101-103	6-8	15	Indiana	W126-122	21-34
22	at Philadelphia	L99-105	6-9	17	at Milwaukee	L98-115	21-35
23	at Boston	L100-109	6-10	18	Atlanta	W121-112	22-35
25	at Washington	L91-93	6-11	21	Boston	W111-96	23-35
28	at New York	L86-104	6-12	22	at Detroit	L108-119	23-36
29	New York	W120-103	7-12	24	at New Jersey	L112-126	23-37
Dec. 1	at Cleveland	W105-92	8-12	26	at Buffalo	W110-106	24-37
3	Philadelphia	W120-116 (OT)	9-12	27	Cleveland	L97-110	24-38
6	at Golden State	L105-107	9-13	Mar. 1	Buffalo	L104-114	24-39
9	at L.A. Lakers	W116-105	10-13	3	at Atlanta	L110-133	24-40
10	at Phoenix	L93-110	10-14	5	at Washington	L88-106	24-41
11	at Seattle	L84-116	10-15	7	at New York	L101-112	24-42
14	L.A. Lakers	L91-113	10-16	9	Portland	L94-97	24-43
17	Phoenix	L97-101	10-17	10	Washington	L114-117	24-44
20	at Buffalo	L104-110	10-18	11	Seattle	L91-93	24-45
21	at New Jersey	W103-93	11-18	14	at Cleveland	L98-119	24-46
23	at San Antonio	L101-107	11-19	16	Detroit	L98-106	24-47
26	Kansas City	W113-99	12-19	18	New Jersey	L104-106	24-48
29	Cleveland	W104-99	13-19	21	at Chicago	L99-101	24-49
30	at Indiana	L98-99	13-20	22	L.A. Lakers	L106-124	24-50
Jan. 4	Indiana	W104-96	14-20	24	Kansas City	W107-103	25-50
6	Milwaukee	L101-103	14-21	29	Golden State	L89-112	25-51
7	at Atlanta	L82-106	14-22	Apr. 1	Philadelphia	W116-112	26-51
10	at Philadelphia	L80-95	14-23	2	at Denver	L100-109	26-52
11	at Boston	L88-91	14-24	4	at Portland	W101-89	27-52
12	Denver	L106-109	14-25	5	at Seattle	L100-113	27-53
14	San Antonio	W104-93	15-25	7	New Orleans	L114-117	27-54
17	at New Orleans	L95-99	15-26	8	at Indiana	W112-111	28-54
Date	Opponent	Score	Record				
18	Seattle	L104-106	15-27				

1978-79 Houston Rockets

(47-35, 2nd Central)

Final Statistics

Player	G-S	Min	FGM-A	Pct.	FTM-A	Pct.	Rebounds		Avg.	A	Avg.	PF-D	S	TO	B	TP	Avg.
							O-D-Tot										
Moses Malone	82-82	3390	716-1325	.540	599-811	.739	587-857-1444		17.6	147	1.8	223-0	79	326	119	2031	24.8
Calvin Murphy	82-81	2941	707-1424	.496	246-265	.928	78-95-173		2.1	351	4.3	288-5	117	187	6	1660	20.2
Rudy Tomjanovich	74-74	2641	620-1200	.517	168-221	.760	170-402-572		7.7	137	1.9	186-0	44	138	18	1408	19.0
Rick Barry	80-78	2566	461-1000	.461	160-169	.947	40-237-277		3.5	502	6.3	195-0	95	198	38	1082	13.5
Robert Reid	82-27	2259	382-777	.492	131-186	.704	129-354-483		5.9	230	2.8	302-7	75	131	48	895	10.9
Mike Newlin	76-28	1828	283-581	.487	212-243	.872	51-119-170		2.2	291	3.8	218-3	51	175	79	778	10.2
Mike Dunleavy	74-19	1486	215-425	.506	159-184	.864	28-100-128		1.7	324	4.4	168-2	56	130	5	589	8.0
Dwight Jones	81-2	1215	181-395	.458	96-132	.727	110-218-328		4.1	57	0.7	204-1	34	102	26	458	5.7
Slick Watts	61-19	1046	92-227	.405	41-67	.612	35-68-103		1.7	243	4.0	143-1	73	71	14	225	3.7
Jack Dorsey	20-0	108	24-43	.558	8-16	.500	12-11-23		1.2	2	0.1	25-0	1	8	2	56	2.8
Alonzo Bradley	34-0	245	37-88	.420	22-33	.667	13-33-46		1.4	17	0.5	33-0	5	17	1	96	2.8
E.C. Coleman	6-0	39	5-7	.714	1-1	1.000	1-6-7		1.2	1	0.2	11-0	2	0	0	11	1.8
Tom Barker	5-0	16	3-6	.500	2-2	1.000	2-4-6		1.2	0	0.0	5-0	0	1	0	8	1.6
ROCKETS	82	19780	3726-7498	.497	1845-2330	.792	1256-2504-3760		45.9	2302	28.1	2001-19	632	1510	286	9297	113.4
OPPONENTS	82	19780	3795-7625	.498	1627-2211	.736	1186-2315-3501		42.7	2278	27.8	2055-43	660	1400	431	9217	112.4

Date Opponent Score Record

Oct.	13	at New York	W111-107	1-0	14	at Atlanta	L105-115	24-18
	14	at Boston	W114-108	2-0	17	at Golden State	W104-103	25-18
	18	New Jersey	W139-87	3-0	19	at L.A. Lakers	W122-121 (OT)	26-18
	19	at Kansas City	L103-108	3-1	20	at Phoenix	L97-116	26-19
	21	Boston	W118-101	4-1	24	Denver	W117-116	27-19
	25	New York	W106-101	5-1	27	Seattle	L94-99	27-20
	28	Philadelphia	L99-101	5-2	30	at Indiana	L106-112	27-21
	29	at Denver	L121-134	5-3	31	at Boston	L102-119	27-22
Nov.	1	Golden State	L105-112	5-4	Feb. 2	Washington	L106-120	27-23
	4	Phoenix	W110-103	6-4	6	Detroit	W113-108	28-23
	10	at Milwaukee	L126-131	6-5	8	Milwaukee	W134-129	29-23
	11	San Diego	W136-123	7-5	9	at New Orleans	W106-99	30-23
	15	Chicago	L103-117	7-6	10	Seattle	W113-101	31-23
	18	San Antonio	W126-120	8-6	13	Indiana	L120-124	31-24
	22	L.A. Lakers	L114-121	8-7	15	Portland	W119-116	32-24
	24	at Phoenix	L113-120	8-8	16	at Detroit	L96-110	32-25
	25	at Portland	L105-127	8-9	18	at New Jersey	L124-126 (OT)	32-26
	26	at Seattle	W108-103	9-9	22	at Washington	W120-110	33-26
	29	at Golden State	L94-109	9-10	25	at San Antonio	L107-127	33-27
	30	at San Diego	W113-104	10-10	27	at Atlanta	L111-125	33-28
Dec.	2	at Chicago	L91-105	10-11	28	Denver	W122-97	34-28
	6	Washington	L96-101	10-12	Mar. 2	at Portland	W118-98	35-28
	8	at New Orleans	W110-106	11-12	4	at Seattle	L109-119	35-29
	9	Portland	W116-110	12-12	6	at Denver	W119-118	36-29
	12	Boston	W112-105	13-12	7	at San Diego	L115-138	36-30
	14	Golden State	W126-123 (OT)	14-12	10	New Orleans	W124-109	37-30
	15	at Philadelphia	L84-91	14-13	14	Kansas City	W129-107	38-30
	20	at New Jersey	W108-105	15-13	16	Chicago	W124-118	39-30
	21	at Cleveland	L90-101	15-14	17	Phoenix	W134-122	40-30
	23	New York	W129-107	16-14	21	Philadelphia	L108-114	40-31
	26	at Kansas City	W109-102	17-14	23	at Indiana	L134-141	40-32
	27	at Detroit	L119-131	17-15	24	Atlanta	W120-116	41-32
	29	Milwaukee	W106-103	18-15	27	at Chicago	W122-116	42-32
	30	Detroit	W112-101	19-15	28	Indiana	L124-125	42-33
Jan.	3	New Jersey	W127-122	20-15	30	at San Antonio	W117-116	43-33
	5	Atlanta	L106-109	20-16	Apr. 1	at Cleveland	L105-114	43-34
	6	L.A. Lakers	W115-112 (OT)	21-16	3	at New York	W116-115	44-34
	8	at Milwaukee	L104-116	21-17	4	at Philadelphia	L120-121	44-35
	9	Kansas City	W126-110	22-17	6	Cleveland	W112-110	45-35
	12	Cleveland	W107-96	23-17	7	San Antonio	W123-106	46-35
	13	New Orleans	W117-106	24-17	8	at Washington	W112-102	47-35
Date		Opponent	Score	Record				

1979-80 Houston Rockets

(41-41, 2nd Central)

Final Statistics

Player	G-S	Min	FGM-A	Pct.	3PM-A	Pct.	FTM-A	Pct.	Rebounds		A	Avg.	PF-D	S	TO	B	TP	Avg.
									O-D-Tot	Avg.								
Moses Malone	82-82	3140	778-1549	.502	0-6	.000	563-783	.719	573-617-1190	14.5	147	1.8	210-0	80	300	107	2119	25.8
Calvin Murphy	76-75	2676	624-1267	.493	1-25	.040	271-302	.897	68-82-150	2.0	299	3.9	269-3	143	162	9	1520	20.0
Rudy Tomjanovich	62-50	1834	370-778	.476	22-79	.278	118-147	.803	132-226-358	5.8	109	1.8	161-2	32	98	10	880	14.2
Robert Reid	76-54	2304	419-861	.487	0-3	.000	153-208	.736	140-301-441	5.8	244	3.2	281-2	132	164	57	991	13.0
Rick Barry	72-28	1816	325-771	.422	73-221	.330	143-153	.935	53-183-236	3.3	268	3.7	182-0	80	152	28	866	12.0
Allen Leavell	77-31	2123	330-656	.503	3-19	.158	180-221	.814	57-127-184	2.4	417	5.4	197-1	127	205	28	843	10.9
Billy Paultz (TOT)	84	2193	327-673	.486	0-0	.000	109-182	.599	187-399-586	7.0	188	2.2	213-3	69	-	84	764	9.1
Billy Paultz (HOU)	37-21	980	138-292	.473	0-0	.000	43-82	.524	92-173-265	7.2	70	1.9	86-0	22	57	39	319	8.6
Mike Dunleavy	51-7	1036	148-319	.464	3-20	.150	111-134	.828	26-74-100	2.0	210	4.1	120-2	40	110	4	410	8.0
Dwight Jones	21-0	278	50-119	.420	0-0	.000	27-36	.750	31-41-72	3.4	11	0.5	48-0	4	20	5	127	6.0
Tom Henderson	66-51	1551	154-323	.477	0-2	.000	56-77	.727	34-77-111	1.7	274	4.2	107-1	55	102	4	364	5.5
Major Jones	82-11	1545	188-392	.480	1-3	.333	61-108	.565	147-234-381	4.7	67	0.8	186-0	50	112	67	438	5.3
John Shumate	29-0	332	34-64	.531	0-0	.000	33-44	.750	25-54-79	2.7	23	0.8	39-0	8	27	9	101	3.5
Rudy White	9-0	106	13-24	.542	0-0	.000	10-13	.769	0-9-9	1.0	5	0.6	8-0	5	8	0	36	4.0
Paul Mokeski	12-0	113	11-33	.333	0-0	.000	7-9	.778	14-15-29	2.4	2	0.2	24-0	1	10	6	29	2.4
Alonzo Bradley	22-0	96	17-48	.354	1-1	1.000	6-9	.667	2-4-6	0.3	3	0.1	9-0	3	8	0	41	1.9
ROCKETS	82	19930	3599-7496	.480	104-379	.274	1782-2326	.766	1394-2217-3611	44.0	2149	26.2	1927-11	782	1565	373	9084	110.8
OPPONENTS	82	19930	3658-7382	.496	58-215	.270	1696-2153	.788	1290-2317-3607	44.0	2223	27.1	2049-29	778	1596	428	9070	110.7

Date	Opponent	Score	Record	Date	Opponent	Score	Record
Oct. 12	at Boston	L106-114	0-1	9	Denver	W114-112	20-22
13	at Philadelphia	L105-113	0-2	12	Cleveland	W112-96	21-22
16	at New York	L121-126	0-3	13	at Milwaukee	W121-117	22-22
17	Indiana	W116-112	1-3	16	New Jersey	L112-122	22-23
20	Atlanta	W107-102	2-3	18	Washington	W134-111	23-23
24	Boston	L99-100	2-4	19	at Detroit	L110-122	23-24
28	at New Jersey	L115-120	2-5	22	at Boston	L106-112	23-25
30	at Cleveland	L112-124	2-6	23	San Diego	W111-110 (2OT)	24-25
31	at Indiana	L129-133 (OT)	2-7	26	Seattle	W123-111	25-25
Nov. 3	at Detroit	W114-111	3-7	29	at Indiana	L112-133	25-26
7	New Jersey	W106-101	4-7	30	San Antonio	L111-118	25-27
10	Detroit	W112-104	5-7	31	Philadelphia	L105-110	25-28
13	at Chicago	W128-127	6-7	Feb. 6	New Jersey	W115-114	26-28
14	Golden State	W133-92	7-7	8	Cleveland	W105-104	27-28
16	New York	W133-130	8-7	9	Utah	W117-95	28-28
17	at Atlanta	W102-100	9-7	12	at San Antonio	W120-118	29-28
20	at New York	L125-130 (OT)	9-8	13	New York	W122-117	30-28
21	Philadelphia	W97-94	10-8	15	Milwaukee	L103-114	30-29
23	at Philadelphia	L102-113	10-9	17	at Denver	L99-112	30-30
24	Washington	L103-105	10-10	20	at Golden State	L102-115	30-31
27	at Kansas City	L115-117	10-11	22	at Utah	W94-82	31-31
28	Cleveland	W113-111 (OT)	11-11	24	at L.A. Lakers	L100-112	31-32
30	Atlanta	W106-95	12-11	26	Indiana	W93-88	32-32
Dec. 1	Portland	W120-112 (OT)	13-11	27	Washington	W110-97	33-32
5	L.A. Lakers	L114-116	13-12	28	at Washington	L99-105	33-33
7	Detroit	W124-109	14-12	Mar. 2	Kansas City	L91-94	33-34
8	at San Antonio	L129-138	14-13	4	at Atlanta	W93-83	34-34
12	at San Diego	W118-107	15-13	5	Boston	L99-103 (OT)	34-35
13	at Phoenix	L113-121	15-14	7	at New Jersey	W111-110 (2OT)	35-35
14	at Seattle	L101-109	15-15	8	Atlanta	L79-97	35-36
16	at Portland	L101-123	15-16	11	at New York	L109-129	35-37
19	Chicago	L102-108	15-17	12	at Boston	L105-121	35-38
21	at Philadelphia	L106-117	15-18	14	at Washington	L85-92	35-39
22	at Washington	L114-122	15-19	16	at Detroit	W102-99	36-39
26	San Antonio	W143-110	16-19	19	New York	W139-113	37-39
27	at Atlanta	L110-112	16-20	20	at Cleveland	L96-109	37-40
29	Philadelphia	W104-100	17-20	22	Indiana	W125-110	38-40
Jan. 2	Boston	L103-111	17-21	25	at San Antonio	L107-126	38-41
4	at New Jersey	L101-104	17-22	26	San Antonio	W113-101	39-41
5	Phoenix	W111-110	18-22	28	Detroit	W128-112	40-41
8	at Cleveland	W118-115 (OT)	19-22	30	at Indiana	W121-106	41-41

History

1980-81 Houston Rockets

(40-42, 2nd Midwest)

Final Statistics

Player	G-S	Min	FGM-A	Pct.	3PM-A	Pct.	FTM-A	Pct.	Rebounds		A	Avg.	PF-D	S	TO	B	TP	Avg.
									O-D-Tot	Avg.								
Moses Malone	80-80	3245	806-1545	.522	1-3	.333	609-804	.757	474-706-1180	14.8	141	1.8	223-0	83	308	150	2222	27.8
Calvin Murphy	76-11	2014	528-1074	.492	4-17	.235	206-215	.958	33-54-87	1.2	222	2.9	209-0	111	129	6	1266	16.7
Robert Reid	82-82	2963	536-1113	.482	0-4	.000	229-303	.756	164-419-583	7.1	344	4.2	325-4	163	198	66	1301	15.9
Rudy Tomjanovich	52-38	1264	263-563	.467	12-51	.235	65-82	.793	78-130-208	4.0	81	1.6	121-0	19	58	6	603	11.6
Mike Dunleavy	74-35	1609	310-632	.491	1-16	.063	156-186	.839	28-90-118	1.6	268	3.6	165-1	64	137	2	777	10.5
Allen Leavell	79-32	1686	258-548	.471	2-17	.118	124-149	.832	30-104-134	1.7	384	4.9	160-1	97	189	15	642	8.1
Billy Paultz	81-29	1659	262-517	.507	0-3	.000	75-153	.490	111-280-391	4.8	105	1.3	182-1	28	89	72	599	7.4
Bill Willoughby	55-11	1145	150-287	.523	0-0	.000	49-64	.766	74-153-227	4.1	64	1.2	102-0	18	74	31	349	6.3
Calvin Garrett	70-35	1638	188-415	.453	1-3	.333	50-62	.806	85-179-264	3.8	132	1.9	167-0	50	90	10	427	6.1
Tom Henderson	66-45	1411	137-332	.413	0-3	.000	78-95	.821	30-74-104	1.6	307	4.7	111-1	53	93	4	352	5.3
Major Jones	68-12	1003	117-252	.464	0-1	.000	64-101	.634	96-138-234	3.4	41	0.6	112-0	18	57	23	298	4.4
John Stroud	9-0	88	11-34	.324	0-0	.000	3-4	.750	7-6-13	1.4	9	1.0	7-0	1	7	0	25	2.8
Lee Johnson	10-0	80	7-23	.304	0-0	.000	3-5	.600	6-14-20	2.0	1	0.1	17-0	0	4	5	17	1.7
ROCKETS	82	19805	3573-7335	.487	21-118	.178	1711-2223	.770	1216-2347-3563	43.5	2099	25.6	1901-8	705	1451	390	8878	108.3
OPPONENTS	82	19805	3617-7341	.493	49-171	.287	1568-2108	.744	1177-2367-3544	43.2	2191	26.7	1977-18	689	1430	367	8851	107.9

Date	Opponent	Score	Record	Date	Opponent	Score	Record
Oct. 10	at San Diego	L104-120	0-1	7	Kansas City	L108-114	18-24
12	at L.A. Lakers	L103-114	0-2	9	at Philadelphia	L94-107	18-25
15	Seattle	W103-100	1-2	10	Portland	W106-105	19-25
17	at Portland	W102-99	2-2	14	Chicago	W109-105	20-25
18	at Golden State	L101-108	2-3	16	at Phoenix	L89-92	20-26
21	at Denver	W119-117	3-3	17	New York	L98-99	20-27
23	Kansas City	L96-105	3-4	18	at Denver	W98-97	21-27
25	Detroit	L109-112	3-5	21	Phoenix	W106-100	22-27
29	Dallas	W109-103	4-5	23	at Kansas City	L107-113	22-28
Nov. 5	San Diego	L104-111	4-6	24	Utah	W106-91	23-28
8	Phoenix	L115-116	4-7	28	New Jersey	W111-99	24-28
11	at Dallas	W105-94	5-7	29	at Utah	L97-99	24-29
12	L.A. Lakers	W107-104	6-7	Feb. 3	Denver	W135-128 (OT)	25-29
14	at Utah	L115-117	6-8	4	Dallas	W116-68	26-29
15	at Seattle	L139-143 (OT)	6-9	6	at Phoenix	L99-112	26-30
18	Seattle	W138-118	7-9	7	Atlanta	W87-81	27-30
20	at Cleveland	W117-114	8-9	11	San Antonio	W108-89	28-30
21	at New Jersey	W116-108	9-9	13	L.A. Lakers	L105-114	28-31
22	at Indiana	L120-129	9-10	14	Milwaukee	L112-117	28-32
24	at New York	L110-113 (OT)	9-11	19	at San Diego	L99-116	28-33
26	Philadelphia	L100-101	9-12	20	at L.A. Lakers	W110-107	29-33
28	at San Antonio	W124-115	10-12	22	at Seattle	W111-96	30-33
29	Dallas	W115-90	11-12	23	at Utah	W106-102	31-33
30	at Phoenix	L114-117	11-13	25	Indiana	W101-100	32-33
Dec. 3	Cleveland	W118-109	12-13	27	Seattle	W96-92	33-33
5	at Kansas City	L100-108	12-14	28	San Diego	L103-104	33-34
6	Denver	W111-108	13-14	Mar. 1	at San Antonio	L86-102	33-35
10	L.A. Lakers	L108-109	13-15	4	Boston	L101-108	33-36
12	at Portland	L100-106	13-16	6	Washington	L104-105	33-37
13	at Golden State	W99-97	14-16	7	at Atlanta	L108-114	33-38
17	San Antonio	L107-113	14-17	11	Golden State	W109-92	34-38
19	at Boston	L119-133	14-18	13	Portland	W126-104	35-38
20	at Chicago	L109-133	14-19	14	Utah	W101-82	36-38
21	at Milwaukee	L91-123	14-20	15	at Denver	L127-138	36-39
23	Golden State	L99-114	14-21	18	at Golden State	L117-118	36-40
26	at Detroit	W114-94	15-21	20	at Portland	L103-107	36-41
27	at Washington	L97-115	15-22	22	at Kansas City	W114-108	37-41
30	San Diego	W104-98	16-22	24	at Dallas	W114-111 (OT)	38-41
Jan. 1	Utah	W117-103	17-22	25	San Antonio	W117-111	39-41
2	at Dallas	W124-120 (OT)	18-22	27	Kansas City	W91-84	40-41
3	Denver	L132-134	18-23	29	at San Antonio	L109-135	40-42

1981-82 Houston Rockets

(46-36, 2nd Midwest)

Final Statistics

Player	G-S	Min	FGM-A	Pct.	3PM-A	Pct.	FTM-A	Pct.	Rebounds		Avg.	A	Avg.	PF-D	S	TO	B	TP	Avg.
									O-D-Tot										
Moses Malone	81-81	3398	945-1822	.519	0-6	.000	630-827	.762	558-630-1188	14.7	142	1.8	208-0	76	294	125	2520	31.1	
Elvin Hayes	82-82	3032	519-1100	.472	0-5	.000	280-422	.664	267-480-747	9.1	144	1.8	287-4	62	208	104	1318	16.1	
Robert Reid	77-75	2913	437-958	.456	1-10	.100	160-214	.748	175-336-511	6.6	314	4.1	297-2	115	157	48	1035	13.4	
Allen Leavell	79-61	2150	370-793	.467	9-31	.290	115-135	.852	49-119-168	2.1	457	5.8	182-2	150	153	15	864	10.9	
Calvin Murphy	64-0	1204	277-648	.427	1-16	.063	100-110	.909	20-41-61	1.0	163	2.7	142-0	43	82	1	655	10.2	
Bill Willoughby	69-42	1475	240-464	.517	3-7	.429	56-77	.727	107-157-264	3.8	75	1.1	146-1	31	78	59	539	7.8	
Mike Dunleavy	70-15	1315	206-450	.458	33-86	.384	75-106	.708	24-80-104	1.5	227	3.2	161-0	45	80	3	520	7.4	
Tom Henderson	75-23	1721	183-403	.454	0-2	.000	105-150	.700	33-105-138	1.8	306	4.1	120-0	55	105	7	471	6.3	
Calvin Garrett	51-22	858	105-242	.434	3-10	.300	17-26	.654	27-67-94	1.8	76	1.5	94-0	32	38	6	230	4.5	
Major Jones	60-6	746	113-213	.531	0-3	.000	42-77	.545	80-122-202	3.4	25	0.4	100-0	20	50	29	268	4.5	
Larry Spriggs	4-0	37	7-11	.636	0-0	.000	0-2	.000	2-4-6	1.5	4	1.0	7-0	2	4	0	14	3.5	
Billy Paultz	65-3	807	89-226	.394	0-0	.000	34-65	.523	54-126-180	2.8	41	0.6	99-0	15	45	22	212	3.3	
Jawann Oldham	22-0	124	13-36	.361	0-0	.000	8-14	.571	7-17-24	1.1	3	0.1	28-0	2	6	10	34	1.5	
ROCKETS	82	19780	3504-7366	.476	50-176	.284	1622-2225	.729	1403-2284-3687	45.0	1977	24.1	1871-9	648	1321	429	8680	105.9	
OPPONENTS	82	19780	3566-7180	.497	48-202	.238	1503-2011	.747	1170-2304-3474	42.4	2128	26.0	2047-36	678	1341	353	8683	105.9	

Date	Opponent	Score	Record	Date	Opponent	Score	Record
Oct. 30	at L.A. Lakers	W113-112 (2OT)	1-0	26	Indiana	W104-94	20-22
31	at San Diego	L110-125	1-1	28	Philadelphia	W109-101	21-22
Nov. 3	New York	W101-98	2-1	Feb. 2	San Diego	W122-106	22-22
4	at Denver	L100-112	2-2	5	Phoenix	W106-104	23-22
6	at Kansas City	L86-90	2-3	7	at Kansas City	W126-110	24-22
7	Cleveland	L92-96	2-4	9	at San Diego	W129-121	25-22
11	L.A. Lakers	L93-95	2-5	11	Seattle	W117-100	26-22
13	Golden State	L100-102	2-6	13	Washington	W111-104	27-22
14	Utah	W109-105 (OT)	3-6	16	at Detroit	L109-111	27-23
17	at Indiana	W102-82	4-6	17	at Cleveland	W110-102	28-23
18	at Boston	W106-104	5-6	19	at New Jersey	W103-96	29-23
20	at Washington	W95-94	6-6	21	at New York	L106-122	29-24
21	at Philadelphia	L106-135	6-7	23	Dallas	W105-95	30-24
24	New Jersey	L84-102	6-8	24	at Denver	W120-110	31-24
25	at Phoenix	L114-128	6-9	26	Golden State	W111-95	32-24
27	at Seattle	L110-117	6-10	27	at Dallas	L105-108 (OT)	32-25
29	at L.A. Lakers	L104-122	6-11	Mar. 2	San Antonio	L117-119	32-26
Dec. 1	Kansas City	L104-106	6-12	4	at Utah	W128-124	33-26
5	Portland	W110-98	7-12	5	Boston	L98-100	33-27
8	Seattle	L96-107	7-13	7	at Phoenix	W94-92	34-27
9	at Milwaukee	L83-89	7-14	9	Milwaukee	W103-91	35-27
11	at Chicago	L105-118	7-15	12	Denver	L115-130	35-28
12	Dallas	W101-97	8-15	13	Portland	W112-107	36-28
15	Phoenix	W99-95	9-15	16	Phoenix	L109-114	36-29
18	at Dallas	W112-93	10-15	18	at Atlanta	L94-95	36-30
19	Chicago	W102-95	11-15	19	Detroit	L102-111	36-31
22	Denver	L109-121	11-16	21	at L.A. Lakers	L102-107	36-32
26	at Utah	W115-104	12-16	23	at Utah	W117-115	37-32
29	Atlanta	L93-102	12-17	25	at Portland	W108-95	38-32
30	at San Antonio	L104-109	12-18	26	at Seattle	W99-97	39-32
Jan. 2	at San Diego	W108-101	13-18	28	at Golden State	W94-92	40-32
5	at Golden State	W112-111	14-18	30	Dallas	W99-95	41-32
7	at Seattle	L107-116	14-19	Apr. 1	Golden State	W104-101	42-32
10	at Portland	W111-109	15-19	4	at San Antonio	W95-93	43-32
12	San Diego	W107-106	16-19	6	L.A. Lakers	L97-108	43-33
14	Portland	L100-111	16-20	10	San Antonio	W105-100	44-33
15	at San Antonio	L90-128	16-21	11	at Dallas	L97-109	44-34
16	San Antonio	W116-99	17-21	13	Kansas City	W99-95	45-34
19	Kansas City	W120-112	18-21	14	at Denver	L122-141	45-35
22	Utah	W128-110	19-21	16	Utah	W107-100	46-35
23	Denver	L109-111	19-22	18	at Kansas City	L104-106	46-36

1982-83 Houston Rockets

(14-68, 6th Midwest)

Final Statistics

Player	G-S	Min	FGM-A	Pct.	3PM-A	Pct.	FTM-A	Pct.	Rebounds		A	Avg.	PF-D	S	TO	B	TP	Avg.
									O-D-Tot	Avg.								
Allen Leavell	79-76	2602	439-1059	.415	42-175	.240	247-297	.832	64-131-195	2.5	530	6.7	215-0	165	198	14	1167	14.8
James Bailey (TOT)	75-39	1765	385-774	.497	0-1	.000	226-322	.702	171-303-474	6.3	67	0.9	271-7	43	-	60	996	13.3
James Bailey (HOU)	69-39	1715	376-756	.497	0-1	.000	224-320	.700	168-300-468	6.8	65	0.9	256-7	42	190	59	976	14.1
Elvin Hayes	81-43	2302	424-890	.476	2-4	.500	196-287	.683	199-417-616	7.6	158	2.0	232-2	50	200	81	1046	12.9
Calvin Murphy	64-0	1423	337-754	.447	4-14	.286	138-150	.920	34-40-74	1.2	158	2.5	163-3	59	89	4	816	12.8
Terry Teagle	73-45	1708	332-776	.428	10-29	.345	87-125	.696	74-120-194	2.7	150	2.1	171-0	53	137	18	761	10.4
Joe Bryant	81-56	2055	344-768	.448	8-36	.222	116-165	.703	88-189-277	3.4	186	2.3	258-4	82	177	30	812	10.0
Wally Walker	82-59	2251	362-806	.449	1-4	.250	72-116	.621	137-236-373	4.6	199	2.4	202-3	37	144	22	797	9.7
Caldwell Jones	82-82	2440	307-677	.453	0-2	.000	162-206	.786	222-446-668	8.2	138	1.7	278-2	46	171	131	776	9.5
Major Jones	60-4	878	142-311	.457	0-2	.000	56-102	.549	114-149-263	4.4	39	0.7	104-0	22	83	22	340	5.7
Tom Henderson	51-2	789	107-263	.407	0-2	.000	45-57	.789	18-51-69	1.4	138	2.7	57-0	37	50	2	25	5.1
Chuck Nevitt	6-0	64	11-15	.733	0-0	.000	1-4	.250	6-11-17	2.8	0	0.0	14-0	1	7	12	23	3.8
Jeff Taylor	44-4	774	64-160	.400	0-1	.000	30-46	.652	25-53-78	1.8	110	2.5	82-1	40	60	15	158	3.6
Billy Paultz	57-0	695	89-200	.445	0-0	.000	26-57	.456	54-113-167	2.9	57	1.0	95-0	12	41	12	204	3.6
Calvin Garrett	4-0	34	4-11	.364	0-1	.000	2-2	1.000	3-4-7	1.8	3	0.8	4-0	0	3	0	10	2.5
ROCKETS	82	19730	3338-7466	.448	67-271	.247	1402-1934	.725	1206-2260-3466	42.3	1931	23.6	2131-22	646	1571	422	8145	99.3
OPPONENTS	82	19730	3641-7244	.503	33-125	.264	1781-2375	.750	1198-2710-3908	47.7	2252	27.5	1933-13	772	1504	406	9096	110.9

Date	Opponent	Score	Record	Date	Opponent	Score	Record
Oct. 29	at Seattle	L95-128	0-1	25	New Jersey	W114-111	7-35
	30 at Golden State	L110-117	0-2	27	Golden State	W98-84	8-35
Nov. 2	Dallas	L103-113	0-3	29	at Dallas	L113-119	8-36
	3 at Dallas	L101-102	0-4	Feb. 1	at Chicago	L76-129	8-37
	9 Phoenix	L91-119	0-5	2	Denver	W135-128	9-37
	11 at Portland	L90-111	0-6	4	at Phoenix	L99-115	9-38
	12 at L.A. Lakers	L96-127	0-7	5	New York	L101-102	9-39
	14 Seattle	L99-102	0-8	8	Kansas City	W116-115 (OT)	10-39
	16 at New York	L93-120	0-9	10	at Washington	L100-104	10-40
	17 at Boston	L94-112	0-10	15	Atlanta	L91-101	10-41
	19 at Indiana	W109-98	1-10	17	at Detroit	L110-113	10-42
	23 Detroit	L106-128	1-11	18	at Philadelphia	L98-127	10-43
	25 Kansas City	L79-88	1-12	20	at Kansas City	L106-128	10-44
	27 Chicago	W108-99	2-12	22	Portland	L107-113	10-45
Dec. 1	L.A. Lakers	L95-106	2-13	24	Milwaukee	L103-114	10-46
	3 at San Antonio	L78-88	2-14	26	San Diego	W120-108	11-46
	4 San Antonio	W94-93	3-14	Mar. 1	Dallas	L115-123	11-47
	7 Seattle	L88-107	3-15	2	at New Jersey	L85-124	11-48
	8 at Utah	L93-101	3-16	4	at Atlanta	L87-115	11-49
	10 at Phoenix	L83-97	3-17	5	Seattle	L103-126	11-50
	11 Utah	L94-101	3-18	8	Cleveland	L99-102	11-51
	14 San Antonio	L93-102	3-19	10	Golden State	L109-119	11-52
	17 Indiana	W114-107	4-19	12	Phoenix	L94-105	11-53
	18 at Utah	L97-116	4-20	15	Dallas	L110-123	11-54
	21 at Golden State	L85-92	4-21	17	at Phoenix	L99-125	11-55
	23 at Portland	L82-88	4-22	18	at Golden State	W122-120	12-55
	26 L.A. Lakers	L94-96	4-23	22	at San Diego	L98-128	12-56
	28 Philadelphia	L93-104	4-24	24	at Portland	L97-104	12-57
	30 San Diego	L93-108	4-25	25	at Seattle	W106-104	13-57
Jan. 2	at Milwaukee	L82-103	4-26	27	at L.A. Lakers	L93-114	13-58
	4 Boston	L87-88	4-27	29	Kansas City	L95-111	13-59
	6 at San Diego	W109-107	5-27	30	at Cleveland	L95-102	13-60
	7 at Denver	L97-125	5-28	Apr. 1	at San Antonio	L99-124	13-61
	8 Utah	L82-87	5-29	2	San Antonio	L101-112	13-62
	11 San Diego	L97-105	5-30	5	at Utah	L97-126	13-63
	14 at San Antonio	L92-96	5-31	6	at Dallas	W101-99	14-63
	15 Denver	L111-131	5-32	9	Denver	L105-123	14-64
	18 Washington	W100-98	6-32	12	L.A. Lakers	L113-114	14-65
	19 at Denver	L93-130	6-33	13	at Denver	L112-131	14-66
	21 at Kansas City	L108-115	6-34	15	at Kansas City	L102-117	14-67
	22 Portland	L96-113 (OT)	6-35	16	Utah	L117-126	14-68

1983-84 Houston Rockets

(29-53, 6th Midwest)

Final Statistics

Player	G-S	Min	FGM-A	Pct.	3PM-A	Pct.	FTM-A	Pct.	Rebounds		A	Avg.	PF-D	S	TO	B	TP	Avg.
									O-D-Tot	11.1								
Ralph Sampson	82-82	2693	716-1369	.523	1-4	.250	287-434	.661	293-620-913	11.1	163	2.0	339-16	70	294	197	1720	21.0
Lewis Lloyd	82-82	2578	610-1182	.516	3-13	.231	235-298	.789	128-167-295	3.6	321	3.9	211-4	102	245	44	1458	17.8
Robert Reid	64-28	1936	406-857	.474	2-8	.250	81-123	.659	97-144-341	5.3	217	3.4	243-5	88	92	30	895	14.0
Allen Leavell	82-27	2009	349-731	.477	11-71	.155	238-286	.832	31-86-117	1.4	459	5.6	199-2	107	184	12	947	11.5
Rodney McCray	79-36	2081	335-672	.499	1-4	.250	182-249	.731	173-277-450	5.7	176	2.2	205-1	53	120	54	853	10.8
Caldwell Jones	81-73	2506	318-633	.502	1-3	.333	164-196	.837	168-414-582	7.2	156	1.9	335-7	46	158	80	80	9.9
James Bailey	73-0	1174	254-517	.491	0-1	.000	138-192	.719	104-190-294	4.0	79	1.1	197-8	33	101	40	646	8.8
Phil Ford	81-55	2020	236-470	.502	2-15	.133	98-117	.838	28-109-137	1.7	410	5.1	243-7	59	135	8	572	7.1
Terry Teagle	68-0	616	148-315	.470	7-27	.259	37-44	.841	28-50-78	1.2	63	0.9	81-1	13	62	4	340	5.0
Elvin Hayes	81-4	994	158-389	.406	0-2	.000	86-132	.652	87-173-260	3.2	71	0.9	123-1	16	82	28	402	5.0
Wally Walker	58-18	612	118-241	.490	2-6	.333	6-18	.333	26-66-92	1.6	55	0.9	65-0	17	33	4	244	4.2
Craig Ehlo	7-0	63	11-27	.407	0-0	.000	1-1	1.000	4-5-9	1.3	6	1.0	13-0	3	3	0	23	3.3
Major Jones	57-5	473	70-130	.538	0-0	.000	30-49	.612	33-82-115	2.0	28	0.5	63-0	14	30	14	170	3.0
ROCKETS	82	19755	3729-7533	.495	30-154	.195	1583-2139	.740	1200-2483-3683	44.9	2204	26.9	2317-52	621	1562	515	9071	110.6
OPPONENTS	82	19755	3583-7412	.483	42-157	.268	2116-2803	.755	1197-2458-3655	44.6	2023	24.7	1916-19	782	1421	426	9324	113.7

Date	Opponent	Score	Record	Date	Opponent	Score	Record
Oct. 29	San Antonio	W106-100	1-0	21	Utah	W115-105	17-25
Nov. 1	at Indiana	L108-116	1-1	24	Golden State	W118-98	18-25
2	at Cleveland	L94-103	1-2	26	at L.A. Lakers	L102-131	18-26
4	at Detroit	W113-108	2-2	31	at Kansas City	W122-107	19-26
5	at Kansas City	L106-123	2-3	Feb. 2	Dallas	W123-107	20-26
8	Portland	L104-122	2-4	4	New York	L95-103	20-27
10	Utah	L109-118	2-5	7	at Washington	L92-95	20-28
12	Dallas	W100-98	3-5	8	at Philadelphia	L107-118	20-29
15	New Jersey	L86-104	3-6	10	at Boston	L101-114	20-30
18	at Denver	L127-134	3-7	12	at New Jersey	L103-107	20-31
19	Golden State	W125-105	4-7	14	Detroit	L119-126	20-32
22	Phoenix	W118-96	5-7	16	at San Diego	W111-100	21-32
25	Philadelphia	L101-115	5-8	18	Phoenix	L102-126	21-33
26	at Atlanta	L109-115	5-9	21	Milwaukee	W119-102	22-33
29	Chicago	W116-110	6-9	22	at Dallas	L106-112	22-34
30	at Dallas	L102-113	6-10	25	Golden State	L112-118	22-35
Dec. 2	Seattle	W125-102	7-10	28	Seattle	W111-105	23-35
3	at New York	L101-117	7-11	Mar. 1	Kansas City	L101-108	23-36
6	Washington	L109-113	7-12	3	at Golden State	W108-106	24-36
7	at Milwaukee	L101-103	7-13	6	at Denver	L128-130	24-37
9	at Chicago	W115-112 (OT)	8-13	7	at Phoenix	L110-123	24-38
10	Utah	L121-128	8-14	10	at San Antonio	L118-123	24-39
13	Phoenix	W129-110	9-14	11	Cleveland	W108-101	25-39
15	at Utah	L111-138	9-15	13	San Diego	W117-109	26-39
17	Indiana	W109-94	10-15	16	at San Diego	L118-128	26-40
21	at San Diego	L97-128	10-16	17	L.A. Lakers	L111-123	26-41
22	at Seattle	W116-112	11-16	20	Kansas City	L102-115	26-42
23	at Portland	L84-97	11-17	21	at Denver	L125-134	26-43
27	San Diego	L95-110	11-18	23	at Dallas	L104-116	26-44
29	Boston	W107-94	12-18	24	Atlanta	W103-102	27-44
30	at Phoenix	L110-121	12-19	27	Denver	W140-137	28-44
Jan. 3	Dallas	L117-119	12-20	29	at L.A. Lakers	L109-115	28-45
4	Utah (Las Vegas)	L111-116	12-21	31	Portland	L102-106	28-46
6	at Seattle	L102-118	12-22	2	at Utah	L100-111	28-47
8	at L.A. Lakers	W129-118	13-22	3	at Golden State	L92-99	28-48
10	L.A. Lakers	L132-136 (OT)	13-23	5	at Portland	W129-114	29-48
12	Portland	L117-120	13-24	8	at Seattle	L107-120	29-49
13	at San Antonio	L103-133	13-25	10	at San Antonio	L111-121	29-50
14	Kansas City	W109-104	14-25	11	Denver	L110-130	29-51
17	Denver	W124-115	15-25	13	San Antonio	L128-129 (OT)	29-52
20	San Antonio	W138-104	16-25	14	at Kansas City	L96-108	29-53

1984-85 Houston Rockets

(48-34, 2nd Midwest)

Final Statistics

Player	G-S	Min	FGM-A	Pct.	3PM-A	Pct.	FTM-A	Pct.	Rebounds		Avg.	A	Avg.	PF-D	S	TO	B	TP	Avg.
									O-D-Tot										
Ralph Sampson	82-82	3086	753-1499	.502	0-6	.000	303-448	.676	227-626-853	10.4	224	2.7	306-10	81	326	168	1809	22.1	
Hakeem Olajuwon	82-82	2914	677-1258	.538	0-0	.000	338-551	.613	440-534-974	11.9	111	1.4	344-10	99	234	220	1692	20.6	
Rodney McCray	82-82	3001	476-890	.535	0-6	.000	231-313	.738	201-338-539	6.6	355	4.3	215-2	90	178	75	1183	14.4	
Lewis Lloyd	82-58	2128	457-869	.526	2-8	.250	161-220	.732	98-133-231	2.8	280	3.4	196-1	73	177	28	1077	13.1	
John Lucas	47-21	1158	206-446	.462	21-66	.318	103-129	.798	21-64-85	1.8	318	6.8	78-0	62	102	2	536	11.4	
Mitchell Wiggins	82-24	1575	318-657	.484	6-23	.261	96-131	.733	110-125-235	2.9	119	1.5	195-1	83	90	13	738	9.0	
Robert Reid	82-0	1763	312-648	.481	1-16	.063	88-126	.698	81-192-273	3.3	171	2.1	196-1	48	101	22	713	8.7	
Lionel Hollins	80-60	1950	249-540	.461	3-13	.231	108-136	.794	33-140-173	2.2	417	5.2	187-1	78	170	10	609	7.6	
Allen Leavell	42-0	536	88-209	.421	8-37	.216	44-57	.772	8-29-37	0.9	102	2.4	61-0	23	51	4	228	5.4	
Larry Micheaux	39-0	394	74-122	.607	0-3	.000	17-26	.654	44-55-99	2.5	17	0.4	49-0	12	28	14	165	4.2	
Jim Petersen	60-0	714	70-144	.486	0-0	.000	50-66	.758	44-103-147	2.5	29	0.5	125-1	14	71	32	190	3.2	
Craig Ehlo	45-0	189	34-69	.493	0-3	.000	19-30	.633	8-17-25	0.6	26	0.1	26-0	11	32	3	87	1.9	
Phil Ford	25-1	290	14-47	.298	0-4	.000	16-18	.889	3-24-27	1.1	61	2.4	33-0	6	17	1	44	1.8	
Hank McDowell	34-0	132	20-42	.476	0-1	.000	7-10	.700	7-15-22	0.7	9	0.3	22-0	3	8	5	47	1.4	
ROCKETS	82	19830	3748-7440	.504	41-186	.220	1581-2261	.699	1325-2395-3720	45.4	2239	27.3	2033-27	683	1605	597	9118	111.2	
OPPONENTS	82	19830	3500-7274	.481	90-258	.349	1887-2425	.778	1159-2222-3381	41.2	2117	25.8	1903-22	773	1495	415	8977	109.5	

Date	Opponent	Score	Record	Date	Opponent	Score	Record
Oct. 27	at Dallas	W121-111	1-0	22	Phoenix	W101-97	24-18
30	Dallas	W106-84	2-0	25	San Antonio	L107-122	24-19
Nov. 1	at Kansas City	W109-106	3-0	26	Milwaukee	L102-105	24-20
3	New York	W105-93	4-0	28	New Jersey	W97-93	25-20
6	Kansas City	W108-94	5-0	30	at L.A. Lakers	W116-113	26-20
8	Seattle	W99-89	6-0	Feb. 2	Denver	W131-128 (OT)	27-20
10	L.A. Clippers	W117-92	7-0	5	L.A. Lakers	L104-113	27-21
13	Cleveland	W106-98	8-0	7	Golden State	W112-105	28-21
14	at Indiana	L117-125	8-1	12	Phoenix	W126-114	29-21
16	at Denver	L102-119	8-2	14	at New York	W113-105	30-21
17	San Antonio	W141-133	9-2	16	at Cleveland	W122-115	31-21
20	Detroit	W123-117	10-2	19	Dallas	L115-124	31-22
23	at Utah	L98-111	10-3	20	at Phoenix	W126-122	32-22
24	at Dallas	L95-113	10-4	22	Portland	W117-103	33-22
27	at San Antonio	W114-97	11-4	23	Washington	L115-123	33-23
28	Boston	L100-110	11-5	26	at L.A. Lakers	L94-100	33-24
30	at Atlanta	W116-102	12-5	27	at L.A. Clippers	W117-109	34-24
Dec. 1	Seattle	L86-94	12-6	Mar. 1	at Utah	W119-115	35-24
4	L.A. Clippers	L100-116	12-7	3	Philadelphia	W99-90	36-24
6	at Golden State	L113-114	12-8	5	at Denver	L131-133 (2OT)	36-25
8	at Portland	W127-120	13-8	6	Utah	L90-94	36-26
9	at Seattle	L90-96	13-9	8	Indiana	W125-105	37-26
11	at Phoenix	L112-120	13-10	9	at San Antonio	W123-117	38-26
13	Atlanta	W96-93	14-10	12	Denver	W131-129	39-26
15	Dallas	W117-115	15-10	15	at Washington	L114-120	39-27
18	at Chicago	W104-96	16-10	17	at Boston	L120-134	39-28
19	L.A. Lakers	L116-123	16-11	19	Chicago	W106-100	40-28
22	Denver	W125-107	17-11	22	L.A. Lakers	L107-130	40-29
26	at Milwaukee	L87-97	17-12	26	Kansas City	W115-93	41-29
27	at Kansas City	L92-96	17-13	27	at Detroit	L110-127	41-30
29	Portland	W108-92	18-13	29	Golden State	W121-116	42-30
Jan. 2	at Denver	W113-111	19-13	30	Utah	W106-96	43-30
5	at Golden State	W103-94	20-13	Apr. 1	at Seattle	W127-116	44-30
6	at Utah	L92-121	20-14	2	at Portland	L113-127	44-31
8	Kansas City	W112-110	21-14	4	at Golden State	L108-113	44-32
11	at Philadelphia	L108-115	21-15	6	at Dallas	W139-127 (2OT)	45-32
13	at New Jersey	L99-100	21-16	7	at San Antonio	L105-126	45-33
15	at Portland	L117-121	21-17	9	San Antonio	W124-103	46-33
16	at L.A. Clippers	L88-98	21-18	11	at Kansas City	W125-123	47-33
18	at Phoenix	W112-101	22-18	12	L.A. Clippers	L110-115	47-34
19	Utah	W120-95	23-18	14	Seattle	W121-98	48-34

1985-86 Houston Rockets

(51-31, 1st Midwest)

Final Statistics

Player	G-S	Min	FGM-A	Pct.	3PM-A	Pct.	FTM-A	Pct.	Rebounds		Avg.	A	Avg.	PF-D	S	TO	B	TP	Avg.
									O-D-Tot										
Hakeem Olajuwon	68-68	2467	625-1188	.526	0-0	.000	347-538	.645	333-448-781	11.5	137	2.0	271-9	134	195	231	1597	23.5	
Ralph Sampson	79-76	2864	624-1280	.488	2-15	.133	241-376	.641	258-621-879	11.1	283	3.6	308-12	99	285	129	1491	18.9	
Lewis Lloyd	82-82	2444	592-1119	.529	3-15	.200	199-236	.843	155-169-324	4.0	300	3.7	216-0	102	194	24	1386	16.9	
John Lucas	65-65	2120	365-818	.446	45-146	.308	231-298	.775	33-110-143	2.2	571	8.8	124-0	77	149	5	1006	15.5	
Robert Reid	82-5	2157	409-881	.464	6-33	.182	162-214	.757	67-234-301	3.7	222	2.7	231-3	91	96	16	986	12.0	
Rodney McCray	82-82	2610	338-629	.537	0-3	.000	171-222	.770	159-361-520	6.3	292	3.6	197-2	50	130	58	847	10.0	
Allen Leavell	74-12	1190	212-458	.463	24-67	.358	135-158	.854	6-61-67	0.9	234	3.2	126-1	58	88	8	583	7.9	
Mitchell Wiggins	78-0	1198	222-489	.454	1-12	.083	86-118	.729	87-72-159	2.0	101	1.3	155-1	59	62	5	531	6.8	
Jim Petersen	82-20	1664	196-411	.477	0-3	.000	113-160	.706	149-247-396	4.8	85	1.0	231-2	38	84	54	505	6.2	
Steve Harris	57-0	482	103-233	.442	1-5	.200	50-54	.926	25-32-57	1.0	50	0.9	55-0	21	34	4	257	4.5	
Hank McDowell	22-0	204	24-42	.571	0-1	.000	17-25	.680	12-37-49	2.2	6	0.3	25-0	1	10	3	65	3.0	
Craig Ehlo	36-0	199	36-84	.429	3-9	.333	23-29	.793	17-29-46	1.3	29	0.8	22-0	11	5	4	98	2.7	
Granville Walters	43-0	156	13-39	.333	0-1	.000	1-6	.167	15-13-28	0.7	8	0.2	30-0	4	11	10	27	0.6	
ROCKETS	82	19730	3759-7671	.490	85-310	.274	1776-2434	.730	1316-2434-3750	45.7	2318	28.3	1991-30	745	1374	551	9379	114.4	
OPPONENTS	82	19730	3638-7402	.491	87-268	.325	1802-2406	.749	1190-2389-3579	43.7	2196	26.8	1977-22	683	1464	386	9165	111.8	

Date	Opponent	Score	Record	Date	Opponent	Score	Record
Oct. 25	at Utah	W112-108	1-0	21	at Seattle	W100-96	28-14
26	at L.A. Clippers	L129-130 (2OT)	1-1	23	Sacramento	W124-107	29-14
29	Seattle	W111-99	2-1	25	Detroit	W117-112	30-14
31	at Sacramento	L116-122	2-2	28	Cleveland	W116-109	31-14
Nov. 2	San Antonio	W111-98	3-2	30	at Sacramento	W111-109	32-14
5	Portland	W127-113	4-2	Feb. 1	at Chicago	L122-132	32-15
7	L.A. Clippers	W137-115	5-2	3	Denver	W104-102	33-15
9	at Dallas	W115-110	6-2	6	L.A. Lakers	L95-117	33-16
12	Denver	W127-119	7-2	11	Atlanta	W113-100	34-16
14	New Jersey	W112-107	8-2	13	at San Antonio	L115-119	34-17
16	Dallas	W122-117	9-2	15	at L.A. Clippers	L101-108	34-18
19	at Denver	L113-127	9-3	17	at Golden State	W116-110	35-18
20	Indiana	W126-97	10-3	18	at Sacramento	L105-115	35-19
22	at Seattle	L103-122	10-4	20	Milwaukee	L113-120	35-20
24	at Portland	L118-125	10-5	21	at Dallas	W111-104	36-20
26	Golden State	W130-108	11-5	24	Dallas	W110-105	37-20
27	at L.A. Clippers	W137-130 (OT)	12-5	25	at Utah	L97-100	37-21
29	at Phoenix	L110-126	12-6	27	Denver	W117-111	38-21
30	Sacramento	W131-114	13-6	Mar. 1	at Portland	L112-117	38-22
Dec. 3	Phoenix	W118-112	14-6	3	at Seattle	L105-118	38-23
6	at L.A. Lakers	L112-120	14-7	4	at Denver	L115-128	38-24
7	Chicago	W116-104	15-7	6	Sacramento	W116-105	39-24
10	Utah	W134-105	16-7	8	San Antonio	W126-117	40-24
12	Dallas	W123-120	17-7	11	Boston	L104-116	40-25
14	at Utah	L100-114	17-8	13	Portland	W126-118	41-25
17	at Cleveland	W98-94	18-8	15	L.A. Clippers	W148-116	42-25
18	at Philadelphia	L108-126	18-9	16	at L.A. Lakers	L111-116	42-26
20	at New Jersey	L112-122	18-10	18	Phoenix	W112-109	43-26
21	at Atlanta	L122-123	18-11	20	at Milwaukee	L106-116	43-27
26	Utah	W106-99	19-11	22	at New York	W114-99	44-27
28	Portland	W118-108	20-11	24	at Boston	L107-114	44-28
30	at Denver	L122-125	20-12	26	at Indiana	W110-101	45-28
Jan. 2	at Golden State	W120-115	21-12	28	at Detroit	L107-116	45-29
4	Philadelphia	W115-100	22-12	29	at Washington	W114-109	46-29
7	Golden State	W124-115	23-12	Apr. 1	Golden State	W125-121	47-29
9	San Antonio	W120-110	24-12	3	at San Antonio	W136-110	48-29
11	Washington	W87-86	25-12	4	at Phoenix	W112-89	49-29
14	Utah	L102-105	25-13	6	L.A. Lakers	W109-103	50-29
15	at San Antonio	W119-113	26-13	7	Seattle	W109-95	51-29
18	New York	W104-95	27-13	10	at L.A. Lakers	L113-117	51-30
19	at Dallas	L96-131	27-14	11	Phoenix	L92-110	51-31

1986-87 Houston Rockets

(42-40, 3rd Midwest)

Final Statistics

Player	G-S	Min	FGM-A	Pct.	3PM-A	Pct.	FTM-A	Pct.	Rebounds		A	Avg.	PF-D	S	TO	B	TP	Avg.
									O-D-Tot	Avg.								
Hakeem Olajuwon	75-75	2760	677-1332	.508	1-5	.200	400-570	.702	315-543-858	11.4	220	2.9	294-8	140	228	254	1755	23.4
Ralph Sampson	43-32	1326	277-566	.489	0-3	.000	118-189	.624	88-284-372	8.7	120	2.8	169-6	40	126	58	672	15.6
Rodney McCray	81-81	3136	432-783	.552	0-9	.000	306-393	.779	190-388-578	7.1	434	5.4	172-2	88	208	53	1170	14.4
Robert Reid	75-63	2594	420-1006	.417	53-162	.327	136-177	.768	47-242-289	3.9	323	4.3	232-2	75	104	21	1029	13.7
Lewis Lloyd	32-14	688	165-310	.532	1-7	.143	65-86	.756	13-35-48	1.5	90	2.8	69-0	19	52	5	396	12.4
Jim Petersen	82-56	2403	386-755	.511	0-4	.000	152-209	.727	177-380-557	6.8	127	1.5	268-5	43	152	102	924	11.3
Mitchell Wiggins	32-19	788	153-350	.437	0-5	.000	49-65	.754	74-59-133	4.2	6	2.4	82-1	44	50	3	355	11.1
Cedric Maxwell (TOT)	81-31	1968	253-477	.530	0-1	.000	303-391	.775	175-260-435	5.4	197	2.4	178-1	39	136	14	809	10.0
Cedric Maxwell (HOU)	46-0	836	103-188	.548	0-1	.000	126-163	.773	72-112-184	4.0	75	1.6	76-0	13	48	5	332	7.2
Steve Harris	74-3	1174	251-599	.419	0-8	.000	111-130	.854	71-99-170	2.3	100	1.4	111-1	37	74	16	613	8.3
Allen Leavell	53-11	1175	147-358	.411	18-57	.316	100-119	.840	14-47-61	1.2	224	4.2	126-1	53	64	10	412	7.8
Dirk Minniefeld (TOT)	74-52	1600	218-482	.452	11-39	.282	62-90	.689	29-111-140	1.9	348	4.7	174-2	72	157	75	509	6.9
Dirk Minniefeld (HOU)	63-52	1478	205-440	.466	11-34	.324	61-86	.709	28-102-130	2.1	335	5.3	166-2	66	145	6	482	7.7
Buck Johnson	60-3	520	94-201	.468	0-1	.000	40-58	.690	38-50-88	1.5	40	0.7	81-0	17	37	15	228	3.8
Dave Feltl	62-1	498	88-202	.436	0-1	.000	53-71	.746	39-78-117	1.9	22	0.4	83-0	9	38	4	229	3.7
Richard Anderson	51-0	312	59-139	.424	4-16	.250	22-29	.759	24-55-79	1.5	33	0.6	37-0	7	19	3	144	2.8
Conner Henry	18-0	92	8-33	.242	1-11	.091	7-10	.700	0-7-7	0.4	8	0.4	7-0	3	9	0	24	1.3
ROCKETS	82	19780	3465-7262	.477	89-324	.275	1746-2355	.741	1190-2481-3671	44.8	2227	27.2	1973-28	654	1384	555	8765	106.9
OPPONENTS	82	19780	3348-7225	.463	100-355	.282	1887-2422	.779	1167-2364-3531	43.1	2126	25.9	1922-13	721	1366	368	8683	105.9

Date	Opponent	Score	Record	Date	Opponent	Score	Record
Nov. 1	L.A. Lakers	W112-102	1-0	27	Utah	L88-92	22-20
4	at Sacramento	W100-84	2-0	29	Milwaukee	L93-99	22-21
6	L.A. Clippers	L97-104	2-1	1	at Atlanta	W106-104	23-21
8	Sacramento	W102-90	3-1	3	Denver	L105-107	23-22
11	San Antonio	W116-95	4-1	5	Golden State	W120-110	24-22
12	at Dallas	L85-114	4-2	10	San Antonio	W115-92	25-22
16	Cleveland	W134-106	5-2	12	at New Jersey	W121-99	26-22
18	Portland	L111-115 (OT)	5-3	14	at Milwaukee	L101-116	26-23
20	Utah	W104-90	6-3	16	Dallas	W105-100	27-23
21	at Washington	L99-115	6-4	19	Boston	L92-99	27-24
23	at Philadelphia	L104-114	6-5	21	Utah	W94-81	28-24
25	at New York	L93-102	6-6	23	Denver	W124-108	29-24
26	at Indiana	W92-88	7-6	24	at Denver	L105-134	29-25
29	New Jersey	L97-102	7-7	26	at Utah	W85-84	30-25
Dec. 2	at Golden State	L99-104	7-8	Mar. 1	Philadelphia	L97-102	30-26
4	Atlanta	L93-109	7-9	2	at San Antonio	W105-100	31-26
6	Seattle	L80-136	7-10	4	at Sacramento	W108-102 (OT)	32-26
10	at Phoenix	W117-109	8-10	5	at Golden State	L96-105	32-27
11	Golden State	L104-111	8-11	7	at Seattle	L115-118	32-28
13	Sacramento	W119-106	9-11	8	at Portland	L93-119	32-29
16	Phoenix	L102-106	9-12	10	Seattle	L127-136 (2OT)	32-30
18	at Seattle	L100-114	9-13	12	San Antonio	W121-112	33-30
19	at Portland	L112-115	9-14	14	at Dallas	L109-118	33-31
21	L.A. Lakers	L96-103	9-15	16	Chicago	W97-96	34-31
23	L.A. Clippers	W121-96	10-15	18	at Phoenix	W113-91	35-31
26	at L.A. Lakers	L111-134	10-16	20	L.A. Clippers	W126-98	36-31
27	at Utah	L96-103	10-17	21	at Utah	L108-125	36-32
30	at L.A. Clippers	W105-102	11-17	23	Detroit	L110-114	36-33
Jan. 2	at Denver	W114-111	12-17	24	at San Antonio	L97-103	36-34
3	Seattle	W138-114	13-17	26	Portland	W119-104	37-34
6	at Golden State	L100-118	13-18	28	L.A. Lakers	L109-123	37-35
8	Indiana	W110-96	14-18	31	at L.A. Lakers	L96-111	37-36
10	Dallas	W106-96	15-18	1	at Phoenix	L104-117	37-37
13	Phoenix	W118-100	16-18	4	at Sacramento	L108-120	37-38
15	at Chicago	W107-96	17-18	6	at Portland	W114-108	38-38
16	at Detroit	W112-106	18-18	7	at L.A. Clippers	W102-84	39-38
18	at Boston	L99-122	18-19	9	Sacramento	W112-102	40-38
19	at Cleveland	W127-103	19-19	11	Denver	W113-103	41-38
21	at San Antonio	W111-91	20-19	15	at Dallas	L107-113	41-39
23	New York	W109-95	21-19	17	Dallas	W121-99	42-39
24	Washington	W115-92	22-19	18	at Denver	L117-126	42-40

1987-88 Houston Rockets

(46-36, 4th Midwest)

Final Statistics

Player	G-S	Min	FGM-A	Pct.	3PM-A	Pct.	FTM-A	Pct.	Rebounds		A	Avg.	PF-D	S	TO	B	TP	Avg.
									O-D-Tot									
Hakeem Olajuwon	79-79	2825	712-1385	.514	0-4	.000	381-548	.695	302-657-959	12.1	163	2.1	324-7	162	243	214	1805	22.8
Ralph Sampson	19-19	705	119-271	.439	2-6	.333	63-85	.741	58-114-172	9.1	37	2.0	63-1	17	62	33	303	15.9
Eric Floyd (TOT)	77-73	2514	420-969	.433	14-72	.194	301-354	.850	77-219-296	3.8	544	7.1	190-1	95	223	12	1155	15.0
Eric Floyd (HOU)	59-55	1834	288-668	.431	13-52	.250	185-215	.860	51-154-205	3.5	366	6.2	144-1	68	156	10	774	13.1
Purvis Short	81-11	1949	474-986	.481	5-21	.238	206-240	.858	71-151-222	2.7	162	2.0	197-0	58	118	14	1159	14.3
Joe Barry Carroll (TOT)	77-30	2004	402-924	.435	0-2	.000	172-225	.764	131-358-489	6.4	113	1.5	195-1	50	164	106	976	12.7
Joe Barry Carroll (HOU)	63-16	1596	323-715	.452	0-1	.000	113-151	.748	110-286-396	6.3	94	1.5	149-0	37	121	81	759	12.0
Rodney McCray	81-80	2689	359-746	.481	0-4	.000	288-367	.785	232-399-631	7.8	264	3.3	166-2	57	144	51	1006	12.4
Allen Leavell	80-54	2150	291-666	.437	19-88	.216	218-251	.869	22-126-148	1.9	405	5.1	162-1	124	130	9	819	10.2
Jim Petersen	69-50	1793	249-488	.510	1-6	.167	114-153	.745	145-291-436	6.3	106	1.5	203-3	36	119	40	613	8.9
World B. Free	58-0	682	143-350	.409	8-35	.229	80-100	.800	14-30-44	0.8	60	1.0	74-2	20	49	3	374	6.4
Robert Reid	62-31	980	165-356	.463	13-34	.382	50-63	.794	38-87-125	2.0	67	1.1	118-0	27	41	5	393	6.3
Steve Harris	14-10	199	34-86	.395	0-1	.000	15-16	.938	12-9-21	1.5	17	1.2	15-0	8	6	2	83	5.9
Buck Johnson	70-2	879	155-298	.520	1-8	.125	67-91	.736	77-91-168	2.4	49	0.7	127-0	30	54	26	378	5.4
Cedric Maxwell	71-0	848	80-171	.468	0-2	.000	110-143	.769	74-105-179	2.5	60	0.8	75-0	22	54	12	270	3.8
Andre Turner	12-0	99	12-34	.353	1-7	.143	10-14	.714	4-4-8	0.7	23	1.9	13-0	7	12	1	35	2.9
Richard Anderson	12-0	53	11-26	.423	6-15	.400	4-5	.800	9-8-17	1.4	4	0.3	4-0	1	1	0	32	2.7
Lester Conner	52-3	399	50-108	.463	0-7	.000	32-41	.780	20-18-38	0.7	59	1.1	31-0	38	33	1	132	2.5
ROCKETS	82	19680	3465-7354	.471	69-291	.237	1936-2483	.780	1239-2530-3769	46.0	1936	23.6	1865-17	712	1367	502	8935	109.0
OPPONENTS	82	19680	3454-7420	.465	108-393	.275	1805-2352	.767	1261-2506-3767	45.9	1951	23.8	2012-17	737	1405	365	8821	107.6

Date	Opponent	Score	Record	Date	Opponent	Score	Record
Nov. 6	San Antonio	W108-102	1-0	4	New Jersey	W115-87	25-17
8	at L.A. Lakers	L92-101	1-1	9	Boston	W129-120	26-17
10	at Portland	W118-111	2-1	11	at Seattle	L115-120	26-18
12	at Sacramento	W116-114	3-1	12	at L.A. Clippers	W112-105	27-18
14	Utah	W101-93	4-1	14	at Portland	W115-103	28-18
15	Seattle	W108-106	5-1	16	Golden State	W121-116	29-18
17	at New Jersey	L111-114	5-2	18	L.A. Lakers	L96-111	29-19
19	at Cleveland	W105-97	6-2	20	Washington	W115-109	30-19
21	at Atlanta	L94-104	6-3	22	Philadelphia	W119-106	31-19
24	Detroit	L83-97	6-4	25	Dallas	L106-108	31-20
25	at Phoenix	W109-103	7-4	26	at San Antonio	L107-111	31-21
27	at Utah	L96-118	7-5	28	San Antonio	W108-95	32-21
28	Chicago	L86-98	7-6	Mar. 1	at Utah	L112-113	32-22
Dec. 1	Denver	W106-101	8-6	2	at Golden State	W108-101	33-22
2	at San Antonio	L93-97	8-7	4	at Dallas	L110-118	33-23
5	Golden State	W121-96	9-7	5	Sacramento	W105-94	34-23
8	Sacramento	W106-97	10-7	8	at Denver	W113-103	35-23
10	Utah	W98-93	11-7	10	Portland	L109-112	35-24
12	at Chicago	L103-112	11-8	13	Golden State	W125-112	36-24
16	at Denver	L113-132	11-9	15	L.A. Clippers	W116-110	37-24
17	at L.A. Clippers	L92-98	11-10	17	Seattle	W115-106	38-24
19	Denver	L117-121	11-11	19	at Sacramento	L104-121	38-25
22	Atlanta	W122-103	12-11	22	at L.A. Lakers	L95-117	38-26
26	at Dallas	L100-105	12-12	24	New York	W134-117	39-26
29	at Detroit	W101-91	13-12	26	Portland	W115-109	40-26
30	at Milwaukee	W102-93	14-12	28	at Philadelphia	L98-108	40-27
Jan. 2	at Washington	W111-100	15-12	30	at Boston	L110-117	40-28
4	Dallas	W117-107	16-12	31	at Indiana	W102-100	41-28
6	at Seattle	L95-110	16-13	Apr. 2	at New York	L98-104	41-29
7	at Golden State	W120-113	17-13	5	Denver	L97-110	41-30
9	Phoenix	W104-98	18-13	7	Utah	W113-107	42-30
13	at Phoenix	L106-117	18-14	9	at Seattle	W108-104	43-30
14	Portland	W103-98	19-14	10	at L.A. Clippers	L105-122	43-31
16	Indiana	W132-102	20-14	12	at San Antonio	L119-127	43-32
18	at L.A. Lakers	L110-121	20-15	14	Sacramento	W123-105	44-32
19	at Sacramento	L104-107	20-16	15	at Denver	L125-132	44-33
21	Milwaukee	W116-103	21-16	17	L.A. Lakers	W127-119	45-33
26	L.A. Clippers	W124-104	22-16	19	Dallas	L96-104	45-34
28	Cleveland	L85-109	22-17	21	San Antonio	L116-117	45-35
30	at Dallas	W108-92	23-17	23	at Utah	L107-125	45-36
Feb. 2	Phoenix	W109-99	24-17	24	Phoenix	W127-119	46-36

History

1988-89 Houston Rockets

(45-37, 2nd Midwest)

Final Statistics

Player	G-S	Min	FGM-A	Pct.	3PM-A	Pct.	FTM-A	Pct.	Rebounds		A	Avg.	PF-D	S	TO	B	TP	Avg.
									O-D-Tot	Avg.								
Hakeem Olajuwon	82-82	3024	790-1556	.508	0-10	.000	454-652	.696	338-767-1105	13.5	149	1.8	329-10	213	275	282	2034	24.8
Otis Thorpe	82-82	3135	521-961	.542	0-2	.000	328-450	.729	272-515-787	9.6	202	2.5	259-6	82	225	37	1370	16.7
Eric Floyd	82-82	2788	396-893	.443	109-292	.373	261-309	.845	48-258-306	3.7	709	8.6	196-1	124	253	11	1162	14.2
Mike Woodson	81-79	2259	410-936	.438	31-89	.348	195-237	.823	51-143-194	2.4	206	2.5	195-1	89	136	18	1041	12.9
Buck Johnson	67-51	1850	270-515	.524	1-9	.111	101-134	.754	114-172-286	4.3	126	1.9	213-4	64	110	35	642	9.6
Derrick Chievous	81-1	1539	277-634	.437	5-24	.208	191-244	.783	114-142-256	3.2	77	1.0	161-1	48	101	11	750	9.3
Walter Berry (TOT)	69-31	1355	254-501	.507	1-2	.500	100-143	.699	86-181-267	3.9	77	1.1	183-1	29	89	48	609	8.8
Walter Berry (HOU)	40-14	799	146-270	.541	1-2	.500	57-80	.713	54-98-152	3.8	57	1.4	114-1	19	49	35	350	8.8
Purvis Short	65-16	1157	198-480	.413	9-33	.273	77-89	.865	65-114-179	2.8	107	1.6	116-1	44	70	13	482	7.4
Tim McCormick	81-0	1257	169-351	.481	0-4	.000	87-129	.674	87-174-261	3.2	54	0.7	193-0	18	68	24	425	5.2
Frank Johnson	67-0	879	109-246	.443	1-6	.167	75-93	.806	22-57-79	1.2	181	2.7	91-0	42	102	0	294	4.4
Allen Leavell	55-3	627	65-188	.346	5-41	.122	44-60	.733	13-40-53	1.0	127	2.3	61-0	25	62	5	179	3.3
Bernard Thompson	23-0	222	20-59	.339	0-2	.000	22-26	.846	9-19-28	1.2	13	0.6	33-0	13	19	1	62	2.7
Tony Brown	14-0	91	14-45	.311	2-9	.222	6-8	.750	7-8-15	1.1	5	0.4	14-0	3	7	0	36	2.6
Chuck Nevitt	43-0	228	27-62	.435	0-0	.000	11-16	.688	17-47-64	1.5	3	0.1	51-1	5	22	29	65	1.5
ROCKETS	82	19855	3412-7196	.474	164-523	.314	1909-2527	.755	1211-2554-3765	45.9	2016	24.6	2026-26	789	1569	501	8897	108.5
OPPONENTS	82	19855	3413-7290	.468	187-534	.350	1806-2372	.761	1145-2428-3573	43.6	2015	24.6	2013-28	800	1455	439	8819	107.5

Date	Opponent	Score	Record	Date	Opponent	Score	Record
Nov. 4	at Denver	L117-120	0-1	31	L.A. Lakers	L114-125	25-17
5	Dallas	L113-114 (OT)	0-2	Feb. 3	Chicago	W105-98	26-17
8	San Antonio	W120-102	1-2	5	Denver	W124-112	27-17
10	Utah	W106-99	2-2	8	at L.A. Clippers	L111-114	27-18
11	at Miami	W121-100	3-2	9	at Portland	W113-110	28-18
13	Sacramento	W129-127	4-2	14	Boston	W137-123	29-18
15	New York	L121-126	4-3	17	Denver	W121-111	30-18
17	Miami	W113-107	5-3	18	at Dallas	W105-94	31-18
19	Detroit	W109-98	6-3	20	at Cleveland	L90-110	31-19
21	Atlanta	W117-113	7-3	21	at New York	L115-120	31-20
23	at Utah	L108-111	7-4	24	at Chicago	L97-106	31-21
25	at Portland	L94-111	7-5	25	at Milwaukee	L105-121	31-22
26	at Golden State	W119-109	8-5	27	Washington	L98-104	31-23
29	Phoenix	L107-124	8-6	Mar. 2	at Denver	L103-113	31-24
30	at Dallas	W101-89	9-6	3	at Seattle	L108-118	31-25
Dec. 2	at Phoenix	L95-110	9-7	5	L.A. Lakers	W88-83	32-25
3	Charlotte	W108-104	10-7	8	at Utah	L80-117	32-26
6	Cleveland	W106-105	11-7	10	Dallas	W96-86	33-26
8	at L.A. Clippers	L116-120	11-8	11	New Jersey	W124-94	34-26
10	Seattle	W110-91	12-8	13	at L.A. Lakers	L96-97	34-27
13	at Denver	L101-126	12-9	14	at Sacramento	L90-95	34-28
15	Golden State	W124-115 (2OT)	13-9	16	Milwaukee	W120-104	35-28
18	San Antonio	W120-109	14-9	18	Portland	W127-113	36-28
20	Sacramento	W105-104	15-9	21	Denver	L110-112	36-29
22	L.A. Clippers	W125-109	16-9	24	Utah	L99-102	36-30
26	at Charlotte	W97-95	17-9	25	Golden State	W144-104	37-30
27	at Miami	W101-93	18-9	28	Seattle	W120-117	38-30
29	at Washington	L109-126	18-10	30	at New Jersey	W109-101	39-30
30	at Detroit	L83-95	18-11	31	at Boston	L109-126	39-31
Jan. 3	Utah	W104-102	19-11	Apr. 2	at Philadelphia	L99-108	39-32
7	Philadelphia	L95-96	19-12	4	at Indiana	W90-88	40-32
11	at San Antonio	W122-117 (OT)	20-12	7	at Atlanta	L112-120 (OT)	40-33
12	Portland	W116-106	21-12	8	at Miami	L104-107 (OT)	40-34
14	Dallas	W110-98	22-12	11	Indiana	W108-99	41-34
16	at L.A. Lakers	L113-124	22-13	13	Phoenix	L111-119	41-35
17	at Sacramento	L109-123	22-14	14	at Utah	L96-122	41-36
19	at Seattle	L108-124	22-15	16	at Dallas	W114-112 (OT)	42-36
20	at Golden State	L114-121	22-16	17	San Antonio	W99-91	43-36
24	Miami	W118-93	23-16	19	at San Antonio	W99-84	44-36
26	L.A. Clippers	W106-100	24-16	21	at Phoenix	W112-101	45-36
28	at San Antonio	W96-91	25-16	22	Miami	L89-91	45-37

1989-90 Houston Rockets

(41-41, 5th Midwest)

Final Statistics

Player	G-S	Min	FGM-A	Pct.	3PM-A	Pct.	FTM-A	Pct.	Rebounds		A	Avg.	PF-D	S	TO	B	TP	Avg.
									O-D-Tot	Avg.								
Hakeem Olajuwon	82-82	3124	806-1609	.501	1-6	.167	382-536	.713	299-850-1149	14.0	234	2.9	314-6	174	316	376	1995	24.3
Otis Thorpe	82-82	2947	547-998	.548	0-10	.000	307-446	.688	258-476-734	9.0	261	3.2	270-5	66	229	24	1401	17.1
Mitchell Wiggins	66-52	1852	416-853	.488	0-3	.000	192-237	.810	133-153-286	4.3	104	1.6	165-0	85	87	1	1024	15.5
Buck Johnson	82-82	2832	504-1019	.495	2-17	.118	205-270	.759	113-268-381	4.6	252	3.1	321-8	104	167	62	1213	14.8
Eric Floyd	82-73	2630	362-803	.451	89-234	.380	187-232	.806	46-152-198	2.4	600	7.3	159-0	94	204	11	1000	12.2
Vernon Maxwell	30-10	869	142-321	.442	13-53	.245	77-116	.664	15-72-87	2.9	150	5.0	69-0	42	72	5	374	12.5
Mike Woodson	61-11	972	160-405	.395	12-41	.293	62-86	.721	25-63-88	1.4	66	1.1	100-1	42	49	11	394	6.5
Derrick Chievous	41-0	492	90-178	.506	3-8	.375	61-87	.701	28-47-75	1.8	27	0.7	59-0	23	40	4	244	6.0
John Lucas	49-18	938	109-291	.375	26-87	.299	42-55	.764	19-71-90	1.8	238	4.9	59-0	45	85	2	286	5.8
Anthony Bowie	66-0	918	119-293	.406	6-21	.286	40-54	.741	36-82-118	1.8	96	1.5	80-0	42	59	5	284	4.3
Byron Dinkins	33-0	362	44-109	.404	1-9	.111	26-30	.867	13-27-40	1.2	75	2.3	30-0	19	37	2	115	3.5
Lewis Lloyd	19-0	113	29-51	.569	0-0	.000	9-16	.563	8-10-18	0.9	11	0.6	9-0	3	16	0	67	3.5
Larry Smith	74-0	1300	101-213	.474	0-2	.000	20-55	.364	180-272-452	6.1	69	0.9	203-3	56	70	28	222	3.0
Adrian Caldwell	51-0	331	42-76	.553	0-0	.000	13-28	.464	36-73-109	2.1	7	0.1	69-0	11	32	18	97	1.9
Tim McCormick	18-0	116	10-29	.345	0-0	.000	10-19	.526	8-19-27	1.5	3	0.2	24-0	3	10	1	30	1.7
Chuck Nevitt	3-0	9	2-2	1.000	0-0	.000	0-0	—	0-3-3	1.0	1	0.3	3-0	0	2	1	4	1.3
ROCKETS	82	19805	3343-7250	.480	153-491	.312	1633-2287	.720	1217-2638-3855	47.0	2194	26.8	1934-23	809	1513	551	8752	106.7
OPPONENTS	82	19805	3399-7322	.464	163-556	.293	1671-2256	.741	1175-2460-3635	44.3	2010	24.5	1819-10	790	1428	392	8632	105.3

Date	Opponent	Score	Record	Date	Opponent	Score	Record
Nov. 3	at L.A. Clippers	L88-102	0-1	27	Dallas	L92-99	20-22
4	at Golden State	W132-105	1-1	31	at Dallas	L91-98	20-23
7	Portland	W109-86	2-1	Feb. 1	Chicago	W139-112	21-23
9	Denver	L127-128 (OT)	2-2	3	at Phoenix	L105-130	21-24
11	Utah	W100-92	3-2	6	Minnesota	W108-101	22-24
14	at Miami	L99-104	3-3	8	Atlanta	L108-110	22-25
16	L.A. Clippers	W94-82	4-3	13	Boston	L94-107	22-26
18	at Denver	L111-141	4-4	15	New York	W124-105	23-26
19	Miami	W132-94	5-4	17	San Antonio	L102-104	23-27
21	at New York	L106-114 (OT)	5-5	19	at Chicago	L102-107	23-28
22	at Boston	L97-109	5-6	20	at Minnesota	L92-97	23-29
24	at Charlotte	W85-81	6-6	23	at New Jersey	W125-115	24-29
25	at Cleveland	W85-75	7-6	24	at Atlanta	L96-104	24-30
28	L.A. Lakers	W110-104	8-6	27	at Detroit	L102-106 (OT)	24-31
30	Charlotte	W113-101	9-6	Mar. 1	Phoenix	W112-104	25-31
Dec. 2	Dallas	L103-106	9-7	3	Golden State	W129-109	26-31
5	at Seattle	L123-133	9-8	5	at San Antonio	W109-105	27-31
8	New Jersey	L94-99	9-9	6	L.A. Lakers	W112-95	28-31
9	at Utah	L90-104	9-10	8	Seattle	W111-97	29-31
12	Phoenix	W105-83	10-10	10	Dallas	W105-95	30-31
14	at San Antonio	L100-104	10-11	13	at Denver	L114-117	30-32
15	at Phoenix	L96-121	10-12	15	at Sacramento	W92-86	31-32
17	Orlando	W109-94	11-12	16	at L.A. Clippers	L95-118	31-33
19	at Portland	L100-119	11-13	18	at Portland	L96-109	31-34
20	at Golden State	L112-118	11-14	20	Portland	L110-120	31-35
22	Sacramento	W103-92	12-14	22	Detroit	W115-110	32-35
26	at Milwaukee	L96-103	12-15	24	Golden State	L97-102	32-36
27	at Minnesota	L91-108	12-16	26	San Antonio	W113-95	33-36
29	at Indiana	L97-103	12-17	29	Milwaukee	W120-94	34-36
30	at Charlotte	L92-111	12-18	31	Minnesota	W106-98	35-36
Jan. 3	Indiana	W117-103	13-18	Apr. 3	at Philadelphia	L112-133	35-37
6	Philadelphia	W124-119 (OT)	14-18	6	at Washington	L110-121	35-38
9	Seattle	W97-90	15-18	8	at Orlando	W146-123	36-38
11	at Sacramento	W90-87	16-18	10	at Charlotte	W115-112	37-38
12	at L.A. Lakers	L98-107	16-19	12	Charlotte	W117-110	38-38
15	at Seattle	L101-105	16-20	14	at Utah	W103-99	39-38
17	Cleveland	W107-98	17-20	15	at L.A. Lakers	L102-113	39-39
20	Washington	W127-107	18-20	17	Sacramento	W112-97	40-39
22	Denver	W116-104	19-20	19	Denver	L127-130 (OT)	40-40
23	at Utah	L94-102	19-21	20	at Dallas	L120-121	40-41
25	L.A. Clippers	W102-101	20-21	22	Utah	W100-88	41-41

History

1990-91 Houston Rockets

(52-30, 3rd Midwest)

Final Statistics

Player	G-S	Min	FGM-A	Pct.	3PM-A	Pct.	FTM-A	Pct.	Rebounds		PF-D	S	TO	B	TP	Avg.		
									O-D-Tot	Avg.								
Hakeem Olajuwon	56-50	2062	487-959	.508	0-4	.000	213-277	.769	219-551-770	13.8	131	2.3	221-5	121	174	221	1187	21.2
Kenny Smith	78-78	2699	522-1003	.520	49-135	.363	287-340	.844	36-127-163	2.1	554	7.1	131-0	106	237	11	1380	17.7
Otis Thorpe	82-82	3039	549-988	.556	3-7	.429	334-480	.696	287-559-846	10.3	197	2.4	278-10	73	217	20	1435	17.5
Vernon Maxwell	82-79	2870	504-1247	.404	172-510	.337	217-296	.733	41-197-238	2.9	303	3.7	179-2	127	171	15	1397	17.0
Buck Johnson	73-70	2279	416-873	.477	2-15	.133	157-216	.727	108-222-330	4.5	142	1.9	240-5	81	122	47	991	13.6
Eric Floyd	82-4	1850	386-939	.411	48-176	.273	185-246	.752	52-107-159	1.9	317	3.9	122-0	95	140	17	1005	12.3
David Wood	82-13	1421	148-349	.424	28-90	.311	108-133	.812	107-139-246	3.0	94	1.1	236-4	58	89	16	432	5.3
Mike Woodson	11-3	125	21-54	.389	1-6	.167	10-12	.833	2-9-11	1.0	10	0.9	11-0	5	7	4	53	4.8
Kennard Winchester	64-1	607	98-245	.400	8-20	.400	35-45	.778	34-33-67	1.0	25	0.4	70-0	16	30	13	239	3.7
Larry Smith	81-28	1923	128-263	.487	0-0	.000	12-50	.240	302-407-709	8.8	88	1.1	265-6	83	93	22	268	3.3
Dave Jamerson	37-0	202	43-113	.381	5-19	.263	22-27	.815	9-21-30	0.8	27	0.7	24-0	6	20	1	113	3.1
Dave Feitl	52-2	372	52-140	.371	0-3	.000	33-44	.750	29-71-100	1.9	8	0.2	52-0	3	25	12	137	2.6
Matt Bullard	18-0	63	14-31	.452	0-3	.000	11-17	.647	6-8-14	0.8	2	0.1	10-0	3	3	0	39	2.2
Adrian Caldwell	42-0	343	35-83	.422	0-1	.000	7-17	.412	43-57-100	2.4	8	0.2	35-0	19	30	10	77	1.8
ROCKETS	82	19855	3403-7287	.467	316-989	.320	1631-2200	.741	1275-2508-3783	46.1	1906	23.2	1874-32	796	1402	409	8753	106.7
OPPONENTS	82	19855	3337-7316	.456	183-621	.295	1609-2086	.771	1242-2431-3673	44.8	1965	24.0	1786-20	711	1415	357	8466	103.2

Date	Opponent	Score	Record	Date	Opponent	Score	Record
Nov. 3	at Portland	L89-90	0-1	26	Cleveland	W103-97	22-20
4	at Seattle	L106-118	0-2	29	San Antonio	W91-89	23-20
6	Denver	W145-135	1-2	31	Seattle	L94-97	23-21
8	Orlando	W103-99	2-2	Feb. 2	at San Antonio	W100-94 (OT)	24-21
10	at San Antonio	L110-111	2-3	3	Golden State	W143-135 (2OT)	25-21
11	Utah	W110-90	3-3	6	at Milwaukee	W111-109	26-21
13	Minnesota	W90-88	4-3	7	at Cleveland	W96-92	27-21
15	L.A. Lakers	L103-108 (OT)	4-4	12	at Utah	L92-113	27-22
17	Miami	W117-100	5-4	14	Washington	W129-117	28-22
20	at New York	W115-88	6-4	16	Phoenix	W100-91	29-22
21	at Boston	L95-108	6-5	19	L.A. Lakers	L103-112	29-23
23	at Indiana	L111-112	6-6	21	Milwaukee	W92-90	30-23
25	at Minnesota	W107-91	7-6	24	at Minnesota	W100-91	31-23
27	L.A. Clippers	W107-102	8-6	26	at Denver	W129-99	32-23
28	at Utah	L92-103	8-7	28	at L.A. Clippers	L80-83	32-24
Dec. 1	Sacramento	W117-93	9-7	Mar. 3	at L.A. Lakers	W104-95	33-24
4	Atlanta	L110-113	9-8	5	New Jersey	W112-100	34-24
6	Charlotte	W116-110	10-8	7	Dallas	W122-90	35-24
8	at Dallas	W113-107	11-8	9	Philadelphia	W97-80	36-24
10	Boston	L95-107	11-9	12	Seattle	W93-91	37-24
12	at Philadelphia	W108-100	12-9	14	Orlando	W119-95	38-24
14	at Washington	L93-106	12-10	15	at Phoenix	W135-128	39-24
15	at Charlotte	W100-97	13-10	17	Golden State	W123-119	40-24
18	San Antonio	L95-96	13-11	19	at Minnesota	W98-85	41-24
20	Orlando	W128-126 (OT)	14-11	21	Sacramento	W98-87	42-24
22	Phoenix	W122-102	15-11	23	New York	W111-98	43-24
26	at Orlando	L103-109	15-12	25	at Chicago	W100-90	44-24
28	at New Jersey	W101-99	16-12	28	at Atlanta	W112-111	45-24
29	at Detroit	L84-99	16-13	30	at Orlando	L82-114	45-25
Jan. 3	Chicago	W114-92	17-13	31	at Miami	W123-103	46-25
5	Indiana	W112-99	18-13	Apr. 3	Dallas	W102-86	47-25
8	Portland	L97-123	18-14	5	at Denver	W126-120	48-25
10	at Denver	W156-133	19-14	6	Utah	W97-88	49-25
11	at Phoenix	L110-114	19-15	9	Portland	L93-103	49-26
13	at L.A. Lakers	L97-116	19-16	11	at Golden State	L99-111	49-27
14	at L.A. Clippers	L126-130 (OT)	19-17	13	at Sacramento	W95-94	50-27
17	Detroit	L91-97 (OT)	19-18	15	at Seattle	W97-93	51-27
19	L.A. Clippers	W107-96	20-18	16	at Portland	L96-115	51-28
21	at Sacramento	L94-97	20-19	18	San Antonio	L95-102	51-29
22	at Golden State	L116-123	20-20	19	at Dallas	L107-113	51-30
24	Minnesota	W118-94	21-20	21	Denver	W131-125	52-30

1991-92 Houston Rockets

(42-40, 3rd Midwest)

Final Statistics

Player	G-S	Min	FGM-A	Pct.	3PM-A	Pct.	FTM-A	Pct.	Rebounds		A	Avg.	PF-D	S	TO	B	TP	Avg.
									O-D-Tot	Avg.								
Hakeem Olajuwon	70-69	2636	591-1177	.502	0-1	.000	328-428	.766	246-599-845	12.1	157	2.2	263-7	127	187	304	1510	21.6
Otis Thorpe	82-82	3056	558-943	.592	0-7	.000	304-463	.657	285-577-862	10.5	250	3.0	307-7	52	237	37	1420	17.3
Vernon Maxwell	80-80	2700	502-1216	.413	162-473	.342	206-267	.772	37-206-243	3.0	326	4.1	200-3	104	178	28	1372	17.2
Kenny Smith	81-80	2735	432-910	.475	54-137	.394	219-253	.866	34-143-177	2.2	562	6.9	112-0	104	227	7	1137	14.0
Eric Floyd	82-3	1662	286-704	.406	37-123	.301	135-170	.794	34-116-150	2.2	239	2.9	128-0	57	128	21	744	9.1
Buck Johnson	80-69	2202	290-633	.458	1-9	.111	104-143	.727	95-217-312	3.9	158	2.0	234-2	72	104	49	685	8.6
Matt Bullard	80-7	1278	205-447	.459	64-166	.386	38-50	.760	73-150-223	2.8	75	0.9	129-1	26	56	21	512	6.4
Avery Johnson (TOT)	69-15	1235	158-330	.479	4-15	.267	66-101	.653	13-67-80	1.2	266	3.9	89-1	61	110	9	386	5.6
Avery Johnson (HOU)	49-1	772	103-222	.464	3-10	.300	42-69	.609	8-37-45	0.9	166	3.4	46-0	40	65	6	251	5.1
Carl Herrera	43-7	566	83-161	.516	0-0	.000	25-44	.568	33-66-99	2.3	27	0.6	60-0	16	37	25	191	4.4
Dave Jamerson	48-0	378	79-191	.414	8-28	.286	25-27	.926	22-21-43	0.9	33	0.7	39-0	17	24	0	191	4.0
John Turner	42-0	345	43-98	.439	0-0	.000	31-59	.525	38-40-78	1.9	12	0.3	40-0	6	32	4	117	2.8
Larry Smith	45-7	800	50-92	.543	0-1	.000	4-11	.364	107-149-256	5.7	33	0.7	121-3	21	44	7	104	2.3
Wayne Rollins	59-5	697	46-86	.535	0-0	.000	26-30	.867	61-110-171	2.9	15	0.3	85-0	14	18	62	118	2.0
Gerald Henderson	8-0	34	4-11	.364	0-3	.000	4-6	.667	1-1-2	0.3	5	0.6	4-0	0	4	0	12	1.5
Kennard Winchester	4-0	17	1-3	.333	0-0	.000	0-0	.000	0-0-0	0.0	0	0.0	1-0	0	0	0	2	0.5
Dan Goddard	1-0	2	0-0	.000	0-0	.000	0-0	.000	0-0-0	0.0	0	0.0	0-0	0	0	0	0	0.0
ROCKETS	82	19880	3273-6894	.475	329-959	.343	1491-2020	.738	1074-2432-3506	42.8	2058	25.1	1769-23	656	1378	571	8366	102.0
OPPONENTS	82	19880	3391-7317	.463	196-574	.341	1529-1985	.770	1232-2406-3638	44.4	2131	26.0	1673-13	743	1174	384	8632	103.7

Date	Opponent	Score	Record	Date	Opponent	Score	Record
Nov. 1	L.A. Lakers	W126-121 (2OT)	1-0	28	Minnesota	W111-102	23-19
2	at Denver	L101-109 (OT)	1-1	30	Chicago	W105-102	24-19
5	Portland	W106-99	2-1	Feb. 1	at Phoenix	L92-106	24-20
7	Cleveland	W105-86	3-1	3	Indiana	W122-111	25-20
9	Phoenix	W96-95	4-1	5	at Boston	L85-98	25-21
12	at Dallas	W98-92	5-1	6	at New York	L85-102	25-22
15	at L.A. Lakers	L74-86	5-2	11	at Seattle	L99-105	25-23
16	at Sacramento	W102-93	6-2	12	at L.A. Clippers	L95-97	25-24
19	New York	W90-79	7-2	14	Boston	W105-99	26-24
21	Minnesota	W106-102	8-2	15	at Dallas	L99-103	26-25
23	at Minnesota	L89-102	8-3	17	Minnesota	L122-124 (OT)	26-26
26	New Jersey	W118-109	9-3	20	Philadelphia	W110-101	27-26
29	at Indiana	L121-141	9-4	21	at Utah	L97-124	27-27
Dec. 1	at Detroit	L87-94	9-5	23	San Antonio	W90-83	28-27
3	Denver	L100-110	9-6	26	Golden State	W118-116	29-27
5	Atlanta	L97-109	9-7	28	at Denver	W84-81	30-27
7	Utah	L91-96	9-8	Mar. 1	at L.A. Lakers	W105-97	31-27
10	at Portland	W108-106	10-8	3	at Phoenix	L107-112 (OT)	31-28
12	at Golden State	W99-96	11-8	5	Miami	W114-93	32-28
14	San Antonio	L100-107	11-9	7	at Golden State	L100-110	32-29
17	Washington	W100-97	12-9	8	at Sacramento	W109-108	33-29
19	Sacramento	W109-102	13-9	10	Dallas	W116-93	34-29
20	at Charlotte	W99-95	14-9	12	at San Antonio	L98-104	34-30
22	at Orlando	W99-94	15-9	13	Charlotte	W118-100	35-30
23	Dallas	L85-105	15-10	15	Utah	W106-97	36-30
26	at New Jersey	L93-99	15-11	17	L.A. Clippers	W100-92	37-30
27	at Washington	W107-100	16-11	19	Seattle	L91-112	37-31
29	at Milwaukee	L100-110	16-12	21	Sacramento	L97-100	37-32
30	at Cleveland	L89-121	16-13	24	at Seattle	L106-128	37-33
Jan. 2	Detroit	L83-106	16-14	26	at L.A. Clippers	L95-109	37-34
4	at San Antonio	W112-110 (2OT)	17-14	28	at Portland	L95-115	37-35
6	at Atlanta	L97-109	17-15	31	L.A. Lakers	L101-107	37-36
8	at Philadelphia	L104-114	17-16	Apr. 2	Denver	W137-114	38-36
10	at Miami	W111-107 (OT)	18-16	4	Orlando	W110-101	39-36
11	Seattle	W119-115	19-16	7	at San Antonio	W95-92	40-36
14	Denver	W111-94	20-16	9	at Minnesota	W117-102	41-36
16	Golden State	L91-98	20-17	11	Dallas	L92-99	41-37
18	at Utah	L80-108	20-18	14	Portland	W108-96	42-37
21	Milwaukee	W117-107	21-18	15	at Utah	L98-130	42-38
23	L.A. Clippers	W109-96	22-18	17	at Dallas	L106-109	42-39
25	at Chicago	L100-114	22-19	19	Phoenix	L97-100	42-40

History

1992-93 Houston Rockets

(55-27, 1st Midwest)

Final Statistics

Player	G-S	Min	FGM-A	Pct.	3PM-A	Pct.	FTM-A	Pct.	Rebounds		PF-D	S	TO	B	TP	Avg.		
									O-D-Tot	Avg.								
Hakeem Olajuwon	82-82	3242	848-1603	.529	0-8	.000	444-570	.779	283-785-1068	13.0	291	3.5	305-5	150	262	342	2140	26.1
Vernon Maxwell	71-68	2251	349-858	.407	120-361	.332	164-228	.719	29-192-221	3.1	297	4.2	124-1	86	140	8	982	13.8
Kenny Smith	82-82	2422	387-744	.520	96-219	.438	195-222	.878	28-132-160	2.0	446	5.4	110-0	80	163	7	1065	13.0
Otis Thorpe	72-69	2357	385-690	.558	0-2	.000	153-256	.598	219-370-589	8.2	181	2.5	234-3	43	151	19	923	12.8
Robert Horry	79-79	2330	323-682	.474	12-47	.255	143-200	.715	113-279-392	5.0	191	2.4	210-1	80	156	83	801	10.1
Carl Herrera	81-12	1800	240-444	.541	0-2	.000	125-176	.710	148-306-454	5.6	61	0.8	190-1	47	92	35	605	7.5
Matt Bullard	79-4	1356	213-494	.431	91-243	.374	58-74	.784	66-156-222	2.8	110	1.4	129-0	30	57	11	575	7.3
Eric Floyd	52-10	867	124-305	.407	16-56	.286	81-102	.794	14-72-86	1.7	132	2.5	59-0	32	68	6	345	6.6
Scott Brooks	82-0	1516	183-385	.475	41-99	.414	112-135	.830	22-77-99	1.2	243	3.0	136-0	79	72	3	519	6.3
Winston Garland	66-4	1004	152-343	.443	6-13	.462	81-89	.910	32-76-108	1.6	138	2.1	116-0	39	67	4	391	5.9
Kennard Winchester	39-0	340	61-139	.439	4-19	.211	17-22	.773	17-32-49	1.3	13	0.3	40-0	10	15	10	143	3.7
Terry Teagle	2-0	25	2-7	.286	0-0	.000	1-2	.500	0-3-3	1.5	2	1.0	1-0	0	1	0	5	2.5
Mark Acres	6-0	23	2-9	.222	1-2	.500	1-2	.500	2-4-6	1.0	0	0.0	2-0	0	2	0	6	1.0
Wayne Rollins	42-0	247	11-41	.268	0-2	.000	9-12	.750	12-48-60	1.4	10	0.2	43-0	6	9	15	31	0.7
ROCKETS	82	19780	3280-6744	.486	387-1073	.361	1584-2090	.758	985-2532-3517	42.9	2115	25.8	1699-11	682	1295	543	8531	104.0
OPPONENTS	82	19780	3255-7129	.457	242-730	.332	1432-1877	.763	1167-2295-3462	42.2	1965	24.0	1793-22	717	1228	327	8184	99.8

Date	Opponent	Score	Record	Date	Opponent	Score	Record
Nov.	6 Seattle (Yokohama)	L94-111	0-1	Feb.	30 New Jersey	W108-105	24-18
	7 Seattle (Yokohama)	L85-89	0-2		2 Indiana	W115-104	25-18
	11 Atlanta	W101-82	1-2		3 at Dallas	W119-102	26-18
	14 at San Antonio	W93-87	2-2		5 Minnesota	L105-112	26-19
	17 Sacramento	W116-109	3-2		8 Washington	L100-106	26-20
	19 Cleveland	W99-92	4-2		10 at Philadelphia	W98-90	27-20
	21 San Antonio	W103-100	5-2		11 at New York	L95-125	27-21
	24 L.A. Clippers	W88-83	6-2		13 at Minnesota	W97-88	28-21
	25 at Orlando	L94-107	6-3		16 Philadelphia	W149-111	29-21
	27 at Miami	W101-93	7-3		18 Boston	W119-84	30-21
	28 Utah	L99-108	7-4		23 at Utah	W105-78	31-21
Dec.	1 at Denver	L105-112	7-5		25 Phoenix	W131-104	32-21
	3 L.A. Lakers	L89-95	7-6		27 Denver	W107-102	33-21
	5 at Dallas	W117-96	8-6	Mar.	2 at L.A. Clippers	W99-83	34-21
	8 Minnesota	W102-94	9-6		3 at Sacramento	W89-86	35-21
	11 at Chicago	W110-96	10-6		5 at Dallas	W105-86	36-21
	12 at Minnesota	W104-87	11-6		6 Sacramento	W119-102	37-21
	15 at Cleveland	L97-124	11-7		9 Miami	W104-94	38-21
	17 San Antonio	W121-109	12-7		11 Portland	W104-91	39-21
	19 Dallas	W112-93	13-7		13 Utah	W104-95	40-21
	22 at Detroit	L84-98	13-8		16 Orlando	W94-93	41-21
	23 at Boston	L94-98	13-9		18 at Golden State	W98-85	42-21
	26 Denver	W90-82	14-9		19 at Portland	L98-106 (OT)	42-22
	29 Golden State	L112-132	14-10		21 Seattle	L89-100	42-23
	30 at Phoenix	L110-133	14-11		23 at Charlotte	W111-103	43-23
Jan.	2 at Golden State	L107-113	14-12		25 at Atlanta	L96-106	43-24
	3 at Portland	L101-103 (OT)	14-13		26 at Washington	W90-69	44-24
	5 Phoenix	L104-106	14-14		28 at Minnesota	L100-101	44-25
	7 Portland	L91-113	14-15	Apr.	1 Milwaukee	W121-115	45-25
	8 at Denver	L90-115	14-16		3 Golden State	W118-111	46-25
	10 Utah	W97-90	15-16		6 L.A. Clippers	W114-101	47-25
	12 at L.A. Clippers	W113-103	16-16		8 at Utah	W95-90	48-25
	14 Charlotte	W114-102	17-16		10 San Antonio	W98-88	49-25
	16 New York	W104-102	18-16		13 L.A. Lakers	W126-107	50-25
	18 at L.A. Lakers	W110-90	19-16		14 at Denver	W107-96	51-25
	19 at Sacramento	W102-96	20-16		16 at L.A. Lakers	W100-84	52-25
	21 Detroit	W126-120	21-16		17 at Seattle	W86-81	53-25
	23 at Indiana	W113-100	22-16		19 at Phoenix	W111-97	54-25
	24 at New Jersey	L83-100	22-17		22 Minnesota	W112-110 (OT)	55-25
	26 at Milwaukee	L86-100	22-18		24 Dallas	L123-128	55-26
	28 Chicago	W94-83	23-18				

1993-94 Houston Rockets

(58-24, 1st Midwest, NBA Champions)

Final Statistics

Player	G-S	Min	FGM-A	Pct.	3PM-A	Pct.	FTM-A	Pct.	Rebounds		A	Avg.	PF-D	S	TO	B	TP	Avg.
									O-D-T	Avg.								
Hakeem Olajuwon	80-80	3277	894-1694	.528	8-19	.421	388-542	.716	229-726-955	11.9	287	3.6	289-4	128	271	297	2184	27.3
Otis Thorpe	82-82	2909	449-801	.561	0-2	.000	251-382	.657	271-599-870	10.6	189	2.3	253-1	66	185	28	1149	14.0
Vernon Maxwell	75-73	2571	380-976	.389	120-403	.298	143-191	.749	42-187-229	3.1	380	5.1	143-0	125	185	20	1023	13.6
Kenny Smith	78-78	2209	341-711	.480	89-220	.405	135-155	.871	24-114-138	1.8	327	4.2	121-0	59	126	4	906	11.6
Chris Jent	3-0	78	13-26	.500	4-11	.364	1-2	.500	4-11-15	5.0	7	2.3	13-1	0	5	0	31	10.3
Robert Horry	81-81	2370	322-702	.459	44-136	.324	115-157	.732	128-312-440	5.4	231	2.9	186-0	119	137	75	803	9.9
Mario Elie	67-8	1606	208-466	.446	56-167	.335	154-179	.860	28-153-181	2.7	208	3.1	124-0	50	109	8	626	9.3
Sam Cassell	66-6	1122	162-388	.418	26-88	.295	90-107	.841	25-109-134	2.0	192	2.9	136-1	59	94	7	440	6.7
Scott Brooks	73-0	1225	142-289	.491	23-61	.377	74-85	.871	10-92-102	1.4	149	2.0	98-0	51	55	2	381	5.2
Carl Herrera	75-0	1292	142-310	.458	0-0	.000	69-97	.711	101-184-285	3.8	37	0.5	159-0	32	69	26	353	4.7
Larry Robinson	6-0	55	10-20	.500	2-8	.250	3-8	.375	4-6-10	1.7	6	1.0	8-0	7	10	0	25	4.2
Matt Bullard	65-0	725	78-226	.345	50-154	.325	20-26	.769	23-61-84	1.3	64	1.0	67-0	14	28	6	226	3.5
Richard Petruska	22-0	92	20-46	.435	7-15	.467	6-8	.750	9-22-31	1.4	1	0.0	15-0	2	15	3	53	2.4
Earl Cureton	2-0	30	2-8	.250	0-0	.000	0-2	.000	4-8-12	6.0	0	0.0	4-0	0	1	0	4	2.0
Eric Riley	47-2	219	34-70	.486	0-1	.000	20-37	.541	24-35-59	1.3	9	0.2	30-0	5	15	9	88	1.9
ROCKETS	82	19780	3197-6733	.475	429-1285	.334	1469-1978	.743	926-2619-3545	43.2	2087	25.5	1646-7	717	1338	485	8292	101.1
OPPONENTS	82	19780	3152-7166	.440	257-841	.306	1377-1871	.736	1138-2434-3572	43.6	1901	23.2	1743-13	767	1221	312	7938	96.8

Date	Opponent	Score	Record	Date	Opponent	Score	Record
Nov. 5	New Jersey	W110-88	1-0	Feb. 1	at Utah	L88-104	31-11
7	at Portland	W106-92	2-0	3	L.A. Lakers	W99-88	32-11
9	at Golden State	W102-93	3-0	6	Minnesota	W101-90	33-11
11	Minnesota	W107-99	4-0	8	at Milwaukee	L98-106	33-12
13	Phoenix	W99-95	5-0	10	at Detroit	W104-81	34-12
15	at Philadelphia	W88-84	6-0	15	Atlanta	W103-99	35-12
16	at New Jersey	W90-84	7-0	16	at Charlotte	L97-102	35-13
18	at Indiana	W99-83	8-0	19	Phoenix	W106-88	36-13
20	L.A. Clippers	W108-86	9-0	22	Denver	W98-97	37-13
23	Chicago	W100-93	10-0	24	New York	W93-73	38-13
24	at Utah	W95-93 (OT)	11-0	26	Utah	L85-95	38-14
26	at Sacramento	W92-89	12-0	28	at Utah	L85-89	38-15
27	at L.A. Clippers	W82-80	13-0	Mar. 1	Orlando	W97-85	39-15
30	Milwaukee	W102-91	14-0	5	L.A. Clippers	W124-107	40-15
Dec. 2	at New York	W94-85	15-0	8	at San Antonio	L99-115	40-16
3	at Atlanta	L111-133	15-1	10	Seattle	W87-82	41-16
5	at Cleveland	W99-98	16-1	12	San Antonio	L98-109	41-17
7	Charlotte	W121-102	17-1	13	at Dallas	W100-93	42-17
9	Miami	W115-109 (OT)	18-1	15	Portland	W105-99	43-17
11	Seattle	W82-75	19-1	17	Golden State	W112-99	44-17
14	at Miami	W97-88	20-1	19	Detroit	W106-88	45-17
18	Dallas	W104-93	21-1	21	Washington	W128-112	46-17
21	at San Antonio	W90-88	22-1	22	at Minnesota	L81-83	46-18
23	Denver	L93-106	22-2	24	L.A. Lakers	W113-107	47-18
25	at Phoenix	L91-111	22-3	26	Utah	W98-83	48-18
26	at L.A. Lakers	W118-93	23-3	27	at Phoenix	L98-113	48-19
28	at Seattle	L97-112	23-4	29	at Sacramento	W122-101	49-19
30	at Minnesota	W110-104	24-4	30	at Golden State	W114-104	50-19
Jan. 4	Portland	W106-95	25-4	Apr. 1	at L.A. Lakers	L88-101	50-20
5	at Dallas	W114-102	26-4	3	at L.A. Clippers	W106-98	51-20
8	Philadelphia	W100-93	27-4	7	Golden State	W134-102	52-20
10	at Orlando	L110-115	27-5	9	San Antonio	W100-89	53-20
12	at Boston	W94-84	28-5	10	at Denver	W93-92	54-20
13	at Washington	L102-120	28-6	12	Minnesota	W98-89	55-20
15	at Chicago	L76-82	28-7	14	Sacramento	W104-99	56-20
18	Boston	L83-95	28-8	16	at Seattle	L97-100	56-21
20	at Denver	L106-111 (2OT)	28-9	17	at Portland	W119-110	57-21
22	Utah	W106-101	29-9	19	at San Antonio	L80-90	57-22
25	Cleveland	W96-93	30-9	21	Dallas	W126-100	58-22
27	Sacramento	W113-97	31-9	22	at Dallas	L95-107	58-23
29	Indiana	L108-119	31-10	24	Denver	L107-115	58-24

History

1994-95 Houston Rockets

(47-35, 3rd Midwest, NBA Champions)

Final Statistics

Player	G-S	Min	FGM-A	Pct.	3PM-A	Pct.	FTM-A	Pct.	Rebounds		A	Avg.	PF-D	S	TO	B	TP	Avg.
									O-D-Tot	Avg.								
Hakeem Olajuwon	72-72	2853	798-1545	.517	3-16	.188	406-537	.756	172-603-775	10.8	255	3.5	250-3	133	237	242	2005	27.8
Clyde Drexler (TOT)	76-75	2728	571-1238	.461	147-408	.360	364-442	.824	152-328-480	6.3	362	4.8	206-1	136	186	45	1653	21.8
Clyde Drexler (HOU)	35-34	1300	266-526	.506	60-168	.357	157-194	.809	68-178-246	7.0	154	4.4	89-1	62	89	23	749	21.4
Vernon Maxwell	64-54	2038	306-777	.394	143-441	.324	99-144	.688	18-146-164	2.6	274	4.3	157-1	75	137	13	854	13.3
Otis Thorpe	36-35	1188	206-366	.563	0-3	.000	67-127	.528	113-209-322	8.9	58	1.6	102-1	22	76	13	479	13.3
Kenny Smith	81-81	2030	287-593	.484	142-331	.429	126-148	.851	27-128-155	1.9	323	4.0	109-1	71	123	10	842	10.4
Robert Horry	64-61	2074	240-537	.447	86-227	.379	86-113	.761	81-243-324	5.1	216	3.4	161-0	94	122	76	652	10.2
Sam Cassell	82-1	1882	253-593	.427	63-191	.330	214-254	.843	38-173-211	2.6	405	4.9	209-3	94	167	14	783	9.5
Mario Elie	81-13	1896	243-487	.499	80-201	.398	144-171	.842	50-146-196	2.4	189	2.3	158-0	65	104	12	710	8.8
Carl Herrera	61-26	1331	171-327	.523	0-2	.000	73-117	.624	98-180-278	4.6	44	0.7	136-0	40	71	38	415	6.8
Chuck Brown	41-14	814	105-174	.603	1-3	.333	38-62	.613	64-125-189	4.6	30	0.7	105-0	11	29	14	249	6.1
Pete Chilcutt	68-17	1347	146-328	.445	35-86	.407	31-42	.738	106-211-317	4.7	66	1.0	117-0	25	61	43	358	5.3
Tracy Murray (TOT)	54-3	516	95-233	.408	35-86	.407	33-42	.786	20-39-59	1.1	19	0.4	73-0	14	35	4	258	4.8
Tracy Murray (HOU)	25-0	203	32-80	.400	19-45	.422	5-8	.625	2-20-22	0.9	5	0.2	31-0	7	15	3	88	3.5
Scott Brooks	28-0	186	35-65	.538	8-17	.471	18-21	.857	1-12-13	0.5	22	0.8	14-0	8	14	1	96	3.4
Tim Breaux	42-2	340	45-121	.372	6-25	.240	32-49	.653	16-18-34	0.8	15	0.4	25-0	11	16	4	128	3.0
Zan Tabak	37-0	182	24-53	.453	0-1	.000	27-44	.614	23-34-57	1.5	4	0.1	37-0	2	18	7	75	2.0
Charles Jones	3-0	36	1-3	.333	0-0	.000	1-2	.500	2-5-7	2.3	0	0.0	8-0	0	0	1	3	1.0
Adrian Caldwell	7-0	30	1-4	.250	0-0	.000	3-6	.500	1-9-10	1.4	0	0.0	6-0	1	1	0	5	0.7
ROCKETS	82	19730	3159-6579	.480	646-1757	.368	1527-2039	.749	880-2440-3320	40.5	2060	25.1	1714-10	721	1322	514	8491	103.5
OPPONENTS	82	19730	3202-7061	.453	506-1345	.376	1407-1874	.751	1165-2386-3551	43.3	1940	23.7	1779-12	744	1274	365	8317	101.4

Date	Opponent	Score	Record	Date	Opponent	Score	Record
Nov. 4	New Jersey	W90-86	1-0	Feb. 2	Utah	W121-101	27-15
5	at Minnesota	W115-85	2-0	5	at Phoenix	W124-100	28-15
8	at Cleveland	W100-98	3-0	6	at Portland	L82-120	28-16
9	at Indiana	W109-104	4-0	8	at Sacramento	W97-86	29-16
11	at Boston	W102-82	5-0	9	at L.A. Clippers	L107-122	29-17
12	at New Jersey	W100-84	6-0	14	L.A. Clippers	W124-104	30-17
15	Sacramento	W105-99	7-0	16	at Charlotte	W105-89	31-17
17	Chicago	W106-83	8-0	17	at Washington	W109-92	32-17
19	at Denver	W109-101	9-0	19	at New York	L117-122	32-18
22	Portland	L94-102	9-1	21	San Antonio	L97-98	32-19
23	at Orlando	L94-117	9-2	23	Detroit	W110-99	33-19
26	Seattle	L94-98	9-3	25	Golden State	W112-105	34-19
29	Denver	W96-81	10-3	27	Cleveland	W86-78	35-19
Dec. 1	at Golden State	W113-109	11-3	28	at Dallas	L101-102	35-20
2	at L.A. Lakers	L89-107	11-4	Mar. 2	Orlando	L96-107	35-21
6	at Seattle	L90-103	11-5	3	at Minnesota	L105-108	35-22
8	Charlotte	W101-95	12-5	5	at San Antonio	L103-124	35-23
10	San Antonio	L96-108	12-6	7	Phoenix	L102-113	35-24
13	Washington	W93-85	13-6	11	Dallas	W109-102	36-24
15	L.A. Lakers	L94-97	13-7	13	at Atlanta	W97-86	37-24
17	Boston	L109-112	13-8	14	at Philadelphia	W136-107	38-24
22	Phoenix	W114-106	14-8	16	Minnesota	W104-97	39-24
23	at San Antonio	L96-98	14-9	19	Philadelphia	W114-103	40-24
26	at Miami	W101-88	15-9	21	Seattle	L102-104	40-25
27	Atlanta	W105-93	16-9	23	Utah	L104-112	40-26
29	Golden State	W126-124	17-9	24	at Phoenix	W99-97	41-26
30	at Utah	W111-103	18-9	26	at L.A. Lakers	L96-107	41-27
Jan. 3	at Dallas	W110-98	19-9	28	L.A. Lakers	L96-106	41-28
5	Dallas	W108-99	20-9	30	at L.A. Clippers	W108-96	42-28
7	Indiana	L83-88	20-10	Apr. 1	Milwaukee	L87-93	42-29
11	Miami	W108-97	21-10	4	at Sacramento	L105-109	42-30
13	San Antonio	W103-100	22-10	6	at Golden State	W110-102	43-30
14	at Denver	L104-118	22-11	7	at Portland	L109-127	43-31
16	at Minnesota	L75-94	22-12	9	at Denver	W123-120	44-31
19	New York	L77-93	22-13	11	Dallas	L147-156 (2OT)	44-32
20	at Detroit	W106-96	23-13	13	Portland	W112-99	45-32
22	at Chicago	L81-100	23-14	15	Sacramento	W98-84	46-32
24	at Milwaukee	W115-99	24-14	17	L.A. Clippers	W121-111	47-32
26	at San Antonio	L100-103	24-15	19	at Utah	L96-115	47-33
28	Minnesota	W114-93	25-15	20	at Seattle	L101-111	47-34
31	Denver	W86-74	26-15	23	Utah	L97-103	47-35

1995-96 Houston Rockets

(48-34, 3rd Midwest)

Final Statistics

Player	G-S	Min	FGM-A	Pct.	3PM-A	Pct.	FTM-A	Pct.	Rebounds		A	Avg.	PF-D	S	TO	B	TP	Avg.
									O-D-Tot	Avg.								
Hakeem Olajuwon	72-72	2797	768-1494	.514	3-14	.214	397-548	.724	176-608-784	10.9	257	3.6	242-0	113	247	207	1936	26.9
Clyde Drexler	52-51	1997	331-764	.433	78-235	.332	265-338	.784	97-276-373	7.2	302	5.8	153-0	105	134	24	1005	19.3
Sam Cassell	61-0	1682	289-658	.439	73-210	.348	235-285	.825	51-137-188	3.1	278	4.6	166-2	53	157	4	886	14.5
Robert Horry	71-71	2634	300-732	.410	142-388	.366	111-143	.776	97-315-412	5.8	281	4.0	197-3	116	160	109	853	12.0
Tracy Moore	8-2	190	30-76	.395	13-30	.433	18-19	.947	10-12-22	2.8	6	0.8	16-0	2	8	0	91	11.4
Mario Elie	45-16	1385	180-357	.504	41-127	.323	98-115	.852	47-108-155	3.4	138	3.1	93-0	45	59	11	499	11.1
Sam Mack	31-20	868	121-287	.422	54-135	.400	39-46	.848	18-80-98	3.2	79	2.5	75-0	22	28	9	335	10.8
Mark Bryant	71-9	1587	242-446	.543	0-2	.000	127-177	.718	131-220-351	4.9	52	0.7	234-4	31	85	19	611	8.6
Chucky Brown	82-82	2019	300-555	.541	1-8	.125	104-150	.693	134-307-441	5.4	89	1.1	163-0	47	94	38	705	8.6
Kenny Smith	68-56	1617	201-464	.433	91-238	.382	87-106	.821	21-75-96	1.4	245	3.6	116-1	47	100	3	580	8.5
Eldridge Recasner	63-27	1275	149-359	.415	81-191	.424	57-66	.864	31-113-144	2.3	170	2.7	111-1	23	61	5	436	6.9
Henry James	7-0	58	10-24	.417	5-15	.333	5-5	1.000	3-3-6	0.9	2	0.3	13-0	0	4	0	30	4.3
Melvin Booker	11-0	131	16-50	.320	3-19	.158	9-11	.818	1-8-9	0.8	21	1.9	18-0	5	12	1	44	4.0
Tim Breaux	54-4	570	59-161	.366	15-46	.326	28-45	.622	22-38-60	1.1	24	0.4	42-0	11	30	8	161	3.0
Pete Chilcutt	74-0	651	73-179	.408	37-98	.378	17-26	.654	51-105-156	2.1	26	0.4	65-0	19	22	14	200	2.7
Alvin Heggis	4-0	14	3-5	.600	0-0	—	2-3	.667	1-1-2	0.5	0	0.0	0-0	0	0	0	8	2.0
Jaren Jackson	4-0	33	0-8	.000	0-5	.000	8-10	.800	0-3-3	0.8	0	0.0	5-0	1	0	0	8	2.0
Charles Jones	46-0	297	6-19	.316	0-0	—	4-13	.308	28-46-74	1.6	12	0.3	44-0	5	3	24	16	0.3
ROCKETS	82	19805	3078-6638	.464	637-1761	.362	1611-2106	.765	919-2455-3374	41.1	1982	24.2	1753-11	645	1245	476	8404	102.5
OPPONENTS	82	19805	3178-6910	.460	482-1344	.359	1423-2012	.707	1126-2499-3625	44.2	1945	23.7	1847-14	670	1224	400	8261	100.7

Date	Opponent	Score	Record	Date	Opponent	Score	Record
Nov. 3	Golden State	W110-92	1-0	24	at New Jersey	W98-89	28-14
5	at Phoenix	W106-104	2-0	25	at Washington	L85-120	28-15
7	Milwaukee	W106-89	3-0	27	Detroit	W105-85	29-15
8	at Miami	L82-89	3-1	30	Chicago	L87-98	29-16
11	Minnesota	W119-97	4-1	Feb. 1	at Charlotte	W116-111	30-16
15	at Toronto	W96-93	5-1	3	Seattle	L103-104 (OT)	30-17
16	at Milwaukee	W115-87	6-1	6	at Seattle	L94-99	30-18
18	Denver	W101-97	7-1	7	at L.A. Clippers	W110-102	31-18
20	at Boston	W98-93	8-1	13	Dallas	W121-106	32-18
22	at Philadelphia	W115-106	9-1	15	San Antonio	W112-108	33-18
23	at Indiana	W115-108	10-1	18	at San Antonio	L79-93	33-19
25	at New York	L88-103	10-2	19	Sacramento	W118-111 (OT)	34-19
26	at Detroit	L100-102	10-3	21	at Minnesota	L101-120	34-20
28	L.A. Clippers	W116-103	11-3	22	at Cleveland	W86-80	35-20
30	Utah	L105-112	11-4	24	L.A. Lakers	W96-94	36-20
Dec. 2	Charlotte	W113-98	12-4	27	Toronto	W105-100	37-20
5	at Utah	W103-100	13-4	29	Philadelphia	W109-95	38-20
6	L.A. Lakers	W112-99	14-4	Mar. 3	at L.A. Lakers	W111-107	39-20
8	Washington	W113-107	15-4	5	at Portland	W100-93	40-20
10	at Portland	L101-103 (2OT)	15-5	7	at Golden State	L86-95	40-21
12	at Sacramento	W133-93	16-5	8	at Utah	L89-109	40-22
13	at Vancouver	W100-89	17-5	10	at Vancouver	W95-89	41-22
15	Sacramento	L110-114	17-6	14	Atlanta	W114-106	42-22
19	Phoenix	W103-96	18-6	16	Miami	L97-121	42-23
21	Portland	W91-86	19-6	19	Golden State	L102-105 (OT)	42-24
23	at San Antonio	L95-110	19-7	21	Cleveland	L85-98	42-25
25	at Orlando	L90-92	19-8	23	Minnesota	L103-108	42-26
26	Vancouver	W100-84	20-8	26	New York	L74-83	42-27
28	New Jersey	W97-82	21-8	27	at Dallas	L114-117	42-28
30	at Dallas	W105-102	22-8	30	Portland	L94-109	42-29
Jan. 2	at Minnesota	W105-100	23-8	Apr. 2	at Golden State	W112-106	43-29
3	at Chicago	L86-100	23-9	3	at Seattle	L103-118	43-30
6	Indiana	W99-87	24-9	5	at Sacramento	L91-96	43-31
9	San Antonio	L82-88	24-10	7	at Denver	L105-111	43-32
12	at L.A. Lakers	L100-101	24-11	9	Vancouver	W90-84	44-32
13	at L.A. Clippers	W115-104	25-11	11	Denver	W113-109	45-32
15	Utah	W107-99	26-11	13	Dallas	W112-111	46-32
17	at Denver	W120-112	27-11	15	Seattle	L106-112	46-33
18	Boston	L106-108	27-12	16	at Phoenix	L100-111	46-34
21	Orlando	L96-97	27-13	18	L.A. Clippers	W115-107	47-34
22	at Atlanta	L96-105	27-14	21	Phoenix	W118-110	

History

1996-97 Houston Rockets

(57-25, 2nd Midwest)

Final Statistics

Player	G-S	Min	FGM-A	Pct.	3PM-A	Pct.	FTM-A	Pct.	Rebounds		PF-D	S	TO	B	TP	Avg.		
									O-D-Tot	Avg.								
Hakeem Olajuwon	78-78	2852	727-1426	.510	5-16	.313	351-446	.787	173-543-716	9.2	236	3.0	249-3	117	281	173	1810	23.2
Charles Barkley	53-53	2009	335-692	.484	58-205	.283	288-415	.694	212-504-716	13.5	248	4.7	153-2	69	151	25	1016	19.2
Clyde Drexler	62-62	2271	397-899	.442	119-335	.355	201-268	.750	118-255-373	6.0	354	5.7	151-0	119	156	36	1114	18.0
Mario Elie	78-77	2687	291-585	.497	120-286	.420	207-231	.896	60-175-235	3.0	310	4.0	200-2	92	135	12	909	11.7
Kevin Willis	75-32	1964	350-728	.481	2-14	.143	140-202	.693	146-415-561	7.5	71	0.9	216-1	42	119	32	842	11.2
Matt Maloney	82-82	2386	271-615	.441	154-381	.404	71-93	.763	19-141-160	2.0	303	3.7	125-0	82	122	1	767	9.4
Eddie Johnson (TOT)	52-2	913	160-362	.442	49-131	.374	55-68	.809	27-111-138	2.7	52	1.0	81-0	15	47	2	424	8.2
Eddie Johnson (HOU)	24-2	607	101-226	.447	40-103	.388	35-41	.854	24-74-98	4.1	35	1.5	48-0	10	30	1	277	11.5
Sam Mack	52-10	904	105-262	.401	47-142	.331	35-42	.833	20-86-106	2.0	58	1.1	67-0	29	42	6	292	5.6
Brent Price	25-0	390	44-105	.419	17-53	.321	21-21	1.000	10-19-29	1.2	65	2.6	34-0	17	32	0	126	5.0
Emanuel Davis	13-0	230	24-54	.444	12-27	.444	5-8	.625	2-20-22	1.7	26	2.0	20-0	9	17	2	65	5.0
Othella Harrington	57-1	860	112-204	.549	0-3	.000	49-81	.605	75-123-198	3.5	18	0.3	112-2	12	57	22	273	4.8
Matt Bullard	71-12	1025	114-284	.401	67-183	.366	25-34	.735	13-104-177	1.6	67	0.9	68-0	21	38	18	320	4.5
Randy Livingston	64-0	981	100-229	.437	9-22	.409	42-65	.646	32-62-94	1.5	155	2.4	107-0	39	102	12	251	3.9
Tracy Moore	27-1	237	33-85	.388	11-43	.256	22-31	.710	11-15-26	1.0	20	0.7	19-0	5	14	0	99	3.7
Sedale Threatt	21-0	334	28-74	.378	8-20	.400	6-8	.750	5-19-24	1.1	40	1.9	29-0	15	13	3	70	3.3
Elmer Bennett	4-0	16	2-6	.333	1-3	.333	5-6	.833	0-1-1	0.3	4	1.0	1-0	2	0	0	10	2.5
Joe Stephens	2-0	9	1-5	.200	1-3	.333	0-0	—	2-1-3	1.5	0	0.0	3-0	3	3	0	3	1.5
Charles Jones	12-0	93	2-5	.400	0-0	—	0-0	—	5-8-13	1.1	3	0.3	8-0	2	0	4	4	0.3
ROCKETS	82	19855	3037-6484	.468	671-1839	.365	1503-1992	.755	927-2565-3492	42.6	2013	24.5	1610-10	685	1365	347	8248	100.6
OPPONENTS	82	19855	3030-6845	.443	519-1547	.335	1302-1785	.729	1029-2332-3361	41.0	1835	22.4	1735-17	731	1172	365	7881	96.1

Date	Opponent	Score	Record	23	New Jersey	W111-104	32-10
Nov.	1 Sacramento	W96-85	1-0	25	Utah	L100-105 (OT)	32-11
	2 at Phoenix	W110-95	2-0	30	Denver	L109-113	32-12
	4 at Utah	W75-72	3-0	31	at Indiana	L74-100	32-13
	5 at Sacramento	W102-80	4-0	Feb. 2	at Orlando	L90-103	32-14
	7 at Denver	W110-108 (OT)	5-0	4	at New York	L95-99	32-15
	9 Utah	W91-85	6-0	6	at Detroit	L87-96	32-16
	12 L.A. Lakers	L115-126 (2OT)	6-1	11	Vancouver	W106-97	33-16
	14 Indiana	W90-88	7-1	14	at Seattle	L85-105	33-17
	16 Golden State	W115-103	8-1	15	at Portland	L105-109	33-18
	19 Minnesota	W122-93	9-1	17	Atlanta	W127-98	34-18
	21 Phoenix	W115-105	10-1	20	Toronto	W107-97	35-18
	23 at Golden State	W120-115 (OT)	11-1	21	at Atlanta	L74-76	35-19
Dec.	24 at L.A. Lakers	W90-85	12-1	23	San Antonio	W95-85	36-19
	26 Portland	W102-101 (OT)	13-1	25	L.A. Lakers	W100-96	37-19
	29 at Boston	W120-94	14-1	27	Charlotte	L95-106	37-20
	30 at Washington	W103-99	15-1	Mar. 1	Dallas	W89-80	38-20
	2 at Toronto	L89-100	15-2	4	at L.A. Clippers	W113-109	39-20
	4 Boston	W94-89	16-2	5	at Golden State	W90-85	40-20
	7 Philadelphia	W123-108	17-2	7	at L.A. Lakers	W111-90	41-20
	10 at Minnesota	W96-94	18-2	9	at Dallas	W88-83	42-20
	12 Detroit	W115-96	19-2	11	at San Antonio	W103-79	43-20
	14 at Seattle	W109-100	20-2	12	Orlando	L95-96	43-21
	15 at Portland	W99-89	21-2	16	at Miami	L80-101	43-22
	17 at Vancouver	L92-93	21-3	18	at New Jersey	W97-89	44-22
Jan.	19 San Antonio	L101-115	21-4	20	Washington	W96-90	45-22
	21 Miami	L66-86	21-5	22	Phoenix	L99-104	45-23
	23 Milwaukee	L76-81	21-6	25	Minnesota	W112-103	46-23
	26 at Milwaukee	W101-90	22-6	27	Cleveland	W107-89	47-23
	28 Golden State	W104-95	23-6	29	Denver	W120-105	48-23
	30 Seattle	W99-91	24-6	Apr. 1	at Denver	W116-99	49-23
	2 Portland	L96-112	24-7	2	at Phoenix	L96-109	49-24
	4 L.A. Clippers	L91-95	24-8	4	at Sacramento	W108-94	50-24
	7 at Minnesota	W104-95	25-8	6	at Vancouver	W94-85	51-24
	8 at Cleveland	W81-78	26-8	8	at L.A. Clippers	W127-117	52-24
	10 at Philadelphia	W120-99	27-8	10	Vancouver	W102-94	53-24
	11 at Chicago	L86-110	27-9	11	at Utah	L83-104	53-25
Feb.	14 New York	W106-86	28-9	13	Seattle	W113-73	54-25
	16 Sacramento	W89-80	29-9	15	L.A. Clippers	W123-119	55-25
	17 at Dallas	W88-78	30-9	18	Dallas	W112-102 (OT)	56-25
	19 Chicago	W102-86	31-9	20	at San Antonio	W103-99	57-25
21	at Charlotte	L108-114	31-10				
Date	Opponent	Score	Record				

1997-98 Houston Rockets

(41-41, 4th Midwest)

Final Statistics

Player	G-S	Min	FGM-A	Pct.	3PM-A	Pct.	FTM-A	Pct.	Rebounds		A	Avg.	PF-D	S	TO	B	TP	Avg.
									O-D-Tot	Avg.								
Clyde Drexler	70-70	2473	452-1059	.427	106-334	.317	277-346	.801	105-241-346	4.9	382	5.5	193-0	126	189	42	1287	18.4
Hakeem Olajuwon	47-45	1633	306-633	.483	0-3	.000	160-212	.755	116-344-460	9.8	143	3.0	152-0	84	126	96	772	16.4
Kevin Willis	81-74	2528	531-1041	.510	1-7	.143	242-305	.793	232-447-679	8.4	78	1.0	235-1	55	170	38	1305	16.1
Charles Barkley	68-41	2243	361-744	.485	18-84	.214	296-397	.746	241-553-794	11.7	217	3.2	187-2	71	147	28	1036	15.2
Matt Maloney	78-78	2217	239-586	.408	126-346	.364	65-78	.833	16-126-142	1.8	219	2.8	99-0	62	107	5	669	8.6
Eddie Johnson	75-1	1490	227-544	.417	66-198	.333	113-136	.831	50-103-153	2.0	88	1.2	89-0	32	62	3	633	8.4
Mario Elie	73-59	1988	206-456	.452	55-189	.291	145-174	.833	39-117-156	2.1	221	3.0	115-0	81	100	8	612	8.4
Matt Bullard	67-24	1190	175-389	.450	96-231	.416	20-27	.741	25-121-146	2.2	60	0.9	104-0	31	39	24	466	7.0
Othella Harrington	58-3	903	129-266	.485	0-1	.000	92-122	.754	73-134-207	3.6	24	0.4	112-1	10	47	27	350	6.0
Rodrick Rhodes	58-13	1070	112-305	.367	2-8	.250	111-180	.617	28-42-70	1.2	110	1.9	125-0	62	97	10	337	5.8
Brent Price	72-2	1332	128-310	.413	73-187	.390	77-98	.786	37-70-107	1.5	192	2.7	163-3	52	111	4	406	5.6
Emanuel Davis	45-0	599	63-142	.444	27-72	.375	31-37	.838	10-37-47	1.0	59	1.3	55-0	17	52	3	184	4.1
Joe Stephens	7-0	37	10-28	.357	3-10	.300	4-6	.667	3-3-6	0.9	1	0.1	2-0	2	2	0	27	3.9
Charles Jones	24-0	127	7-10	.700	0-0	.000	1-2	.500	12-12-24	1.0	5	0.2	22-0	1	4	6	15	0.6
ROCKETS	82	19830	2946-6513	.452	573-1670	.343	1634-2120	.771	987-2350-3337	40.7	1799	22.0	1653-7	686	1298	294	8099	98.8
OPPONENTS	82	19830	3173-6769	.469	409-1120	.365	1406-1891	.744	1041-2326-3367	41.1	1914	23.2	1747-11	732	1170	365	8161	99.5

Date	Opponent	Score	Record	Date	Opponent	Score	Record
Oct. 31	Cleveland	W94-86	1-0	29	Orlando	L88-95	20-22
Nov. 2	at Sacramento	W93-77	2-0	31	at Philadelphia	W102-86	21-22
4	at Seattle	L94-118	2-1	Feb. 1	at Boston	L96-107	21-23
5	at L.A. Clippers	W124-110	3-1	3	Vancouver	W110-97	22-23
7	Portland	L85-86	3-2	5	at Detroit	L92-104	22-24
12	Philadelphia	L100-114	3-3	10	Seattle	W97-83	23-24
14	L.A. Lakers	L103-113 (2OT)	3-4	12	at Vancouver	W112-103	24-24
16	at Phoenix	L94-96	3-5	13	at Portland	L81-105	24-25
18	New York	W95-84	4-5	15	at L.A. Lakers	W90-88	25-25
20	Toronto	W127-97	5-5	16	at L.A. Clippers	W121-99	26-25
22	Golden State	W90-84	6-5	19	Detroit	W100-90	27-25
28	at Portland	W98-89	7-5	20	at Minnesota	L95-100 (OT)	27-26
29	at Golden State	W107-100	8-5	22	at New York	L74-92	27-27
Dec. 2	Denver	W112-101	9-5	24	at Washington	L112-124	27-28
4	Atlanta	W94-87	10-5	26	Minnesota	W118-98	28-28
6	Dallas (Mexico City)	W108-106	11-5	Mar. 1	Utah	L100-106	28-29
9	San Antonio	W108-78	12-5	3	L.A. Clippers	W107-97	29-29
12	at L.A. Lakers	L102-119	12-6	5	Miami	L93-117	29-30
14	at Vancouver	L105-110	12-7	7	at Phoenix	W108-89	30-30
16	Vancouver	W118-91	13-7	9	at Utah	L93-100	30-31
19	Sacramento	W116-98	14-7	10	Dallas	W97-91	31-31
20	at San Antonio	L87-100	14-8	12	New Jersey	W115-104	32-31
22	L.A. Lakers	L83-94	14-9	14	Sacramento	W89-86	33-31
25	at Utah	L103-107	14-10	17	Milwaukee	W96-91	34-31
27	Washington	W111-101	15-10	19	Boston	W105-96	35-31
29	Charlotte	L101-120	15-11	21	at Dallas	W103-95	36-31
Jan. 2	at Denver	W116-115 (OT)	16-11	24	at Milwaukee	L108-118	36-32
3	Portland	L95-97	16-12	25	at Indiana	W86-81	37-32
5	at Toronto	W120-96	17-12	27	at Orlando	L75-100	37-33
6	at Cleveland	L70-100	17-13	29	at Miami	L77-109	37-34
8	Indiana	L80-87	17-14	31	Phoenix	L86-97	37-35
10	Utah	L84-111	17-15	Apr. 2	Golden State	L94-104	37-36
13	Dallas	W100-87	18-15	3	at Atlanta	L87-107	37-37
16	Minnesota	L115-116 (OT)	18-16	5	Chicago	L94-109	37-38
18	at Chicago	L100-106	18-17	7	at Denver	W104-87	38-38
19	Seattle	L80-114	18-18	9	at Golden State	W93-89	39-38
21	at New Jersey	L112-117 (OT)	18-19	10	at Sacramento	W97-85	40-38
22	at Charlotte	L86-93	18-20	12	at Seattle	L95-103	40-39
24	San Antonio	W112-87	19-20	14	Denver	W94-88	41-39
26	at San Antonio	L90-115	19-21	17	at Minnesota	L95-102	41-40
27	L.A. Clippers	W115-109	20-21	19	Phoenix	L93-123	41-41

1998-99 Houston Rockets

(31-19, 3rd Midwest)

Final Statistics

Player	G-S	Min	FGM-A	Pct.	3PM-A	Pct.	FTM-A	Pct.	Rebounds		A	Avg.	PF-D	S	TO	B	TP	Avg.
									O-D-Tot	Avg.								
Hakeem Olajuwon	50-50	1784	373-725	.514	4-13	.308	195-272	.717	106-372-478	9.6	88	1.8	160-3	82	139	123	945	18.9
Charles Barkley	42-40	1526	240-502	.478	4-25	.160	192-267	.719	167-349-516	12.3	192	4.6	89-0	43	100	13	676	16.1
Scottie Pippen	50-50	2011	261-604	.432	72-212	.340	132-183	.721	63-260-323	6.5	293	5.9	118-0	98	159	37	726	14.5
Michael Dickerson	50-50	1558	215-462	.465	71-164	.433	46-72	.639	26-57-83	1.7	95	1.9	90-0	27	66	11	547	10.9
Sam Mack (TOT)	44-15	1083	167-384	.435	87-219	.397	51-58	.879	14-81-95	2.2	55	1.3	94-1	35	33	4	472	10.7
Sam Mack (HOU)	25-0	506	81-172	.471	45-111	.405	23-28	.821	7-35-42	1.7	32	1.3	41-0	15	13	3	230	9.2
Cuttino Mobley	49-37	1456	172-405	.425	53-148	.358	90-110	.818	22-89-111	2.3	121	2.5	98-0	44	79	23	487	9.9
Othella Harrington	41-10	903	156-304	.513	0-0	—	88-122	.721	72-174-246	6.0	15	0.4	103-0	6	61	25	400	9.8
Brent Price	40-6	806	100-207	.483	46-112	.411	46-61	.754	18-60-78	2.0	113	2.8	90-0	33	65	1	292	7.3
Eddie Johnson	3-0	18	6-13	.462	0-1	.000	0-0	—	0-2-2	0.7	1	0.3	3-0	0	2	0	12	4.0
Bryce Drew	34-0	441	47-129	.364	16-49	.327	8-8	1.000	3-29-32	0.9	52	1.5	61-2	12	31	4	118	3.5
Rodrick Rhodes	3-0	33	2-8	.250	0-0	—	5-6	.833	2-2-4	1.3	1	0.3	5-0	1	5	0	9	3.0
Matt Bullard	41-0	413	43-114	.377	24-62	.387	7-10	.700	9-33-42	1.0	18	0.4	28-0	13	14	4	117	2.9
Antoine Carr	18-0	152	21-52	.404	0-1	.000	5-7	.714	9-22-31	1.7	9	0.5	31-0	1	9	10	47	2.6
Anthony Miller	29-0	249	28-60	.467	0-1	.000	14-22	.636	26-41-67	2.3	7	0.2	34-0	7	9	5	70	2.4
Stanley Roberts	6-0	33	5-13	.385	0-0	—	4-8	.500	4-7-11	1.8	0	0.0	2-0	0	4	1	14	2.3
Matt Maloney	15-7	186	5-28	.179	1-15	.067	10-11	.909	2-8-10	0.7	21	1.4	7-0	4	14	0	21	1.4
ROCKETS	50	12075	1755-3798	.462	336-914	.368	865-1187	.729	536-1540-2076	41.5	1058	21.2	960-5	386	812	260	4711	94.2
OPPONENTS	50	12075	1793-4136	.434	230-645	.357	779-1062	.734	664-1391-2055	41.1	1034	20.7	1030-2	441	653	245	4595	91.9

Date	Opponent	Score	Record	Date	Opponent	Score	Record
Feb. 5	at L.A. Lakers	L91-99	0-1	22	Sacramento	W110-100	17-9
6	at Golden State	W86-84	1-1	24	at Dallas	W88-78	18-9
8	Denver	W99-80	2-1	25	Toronto	W113-104	19-9
10	Sacramento	W92-82	3-1	27	at Golden State	W87-86	20-9
11	at Dallas	W105-95	4-1	28	at Sacramento	W107-93	21-9
16	Phoenix	W109-92	5-1	30	at L.A. Clippers	W104-95	22-9
17	at Minnesota	L102-116	5-2	Apr. 1	at Utah	L87-88	22-10
18	at New Jersey	W93-92 (OT)	6-2	4	at Seattle	L84-101	22-11
20	at Miami	L71-81	6-3	6	Golden State	W111-74	23-11
21	at Orlando	L83-109	6-4	8	San Antonio	L83-92	23-12
23	Seattle	W98-86	7-4	11	at Utah	L76-85	23-13
25	Atlanta	L87-93	7-5	12	at Minnesota	W95-90	24-13
27	at Vancouver	W86-74	8-5	14	Vancouver	W102-85	25-13
28	at L.A. Lakers	L90-106	8-6	15	Portland	W86-76	26-13
Mar. 2	San Antonio	L82-99	8-7	18	at San Antonio	L83-86	26-14
4	L.A. Clippers	W96-77	9-7	19	Seattle	W120-113	27-14
6	at Vancouver	W107-92	10-7	21	Dallas	L95-109	27-15
7	at Portland	L71-111	10-8	23	at L.A. Clippers	L101-106 (OT)	27-16
9	Denver	W84-75	11-8	25	at Phoenix	L71-95	27-17
11	Vancouver	W102-91	12-8	26	L.A. Lakers	W102-80	28-17
13	Cleveland	W100-89	13-8	29	Dallas	L81-91	28-18
14	at Phoenix	L90-104	13-9	30	Utah	L78-91	28-19
16	Portland	W101-93	14-9	May 2	L.A. Clippers	W110-84	29-19
17	at Denver	W114-109	15-9	4	Minnesota	W100-83	30-19
20	Phoenix	W103-93 (OT)	16-9	5	at Denver	W95-88	

1999-2000 Houston Rockets

(34-48, 6th Midwest)

Final Statistics

Player	G-S	Min	FGM-A	Pct.	3PM-A	Pct.	FTM-A	Pct.	Rebounds		A	Avg.	PF-D	S	TO	B	TP	Avg.
									O-D-Tot	Avg.								
Steve Francis	77-77	2776	497-1117	.445	107-310	.345	287-365	.786	152-257-409	5.3	507	6.6	231-2	118	306	29	1388	18.0
Cuttino Mobley	81-8	2496	437-1016	.430	104-292	.356	299-353	.847	59-229-288	3.6	208	2.6	171-0	87	186	32	1277	15.8
Charles Barkley	20-18	620	106-222	.477	6-26	.231	71-110	.645	71-138-209	10.5	63	3.2	48-0	14	44	4	289	14.5
Shandon Anderson	82-82	2700	368-778	.473	79-225	.351	194-253	.767	91-293-384	4.7	239	2.9	182-0	96	194	32	1009	12.3
Walt Williams	76-66	1859	312-681	.458	102-261	.391	101-123	.821	69-237-306	4.0	157	2.1	190-2	49	113	44	827	10.9
Hakeem Olajuwon	44-28	1049	193-421	.458	0-2	.000	69-112	.616	65-209-274	6.2	61	1.4	88-0	41	73	70	455	10.3
Kelvin Cato	65-32	1581	216-402	.537	0-4	.000	135-208	.649	102-287-389	6.0	26	0.4	175-1	33	71	124	567	8.7
Kenny Thomas	72-29	1797	212-531	.399	32-122	.262	138-209	.660	147-290-437	6.1	113	1.6	167-0	54	112	22	594	8.3
Carlos Rogers	53-15	1101	170-324	.525	1-14	.071	81-137	.591	98-177-275	5.2	42	0.8	77-0	14	63	34	422	8.0
"Moochie" Norris	30-0	502	69-159	.434	12-29	.414	57-73	.781	16-52-68	2.3	94	3.1	32-0	23	30	1	207	6.9
Matt Bullard	56-27	1024	139-340	.409	79-177	.446	25-30	.833	13-125-138	2.5	63	1.1	85-0	19	36	13	382	6.8
Bryce Drew	72-5	1293	158-413	.383	59-163	.362	45-53	.849	23-80-103	1.4	162	2.3	79-0	41	66	1	420	5.8
Tony Massenburg	10-0	109	16-36	.444	0-0	—	14-16	.875	7-20-27	2.7	3	0.3	13-0	2	9	5	46	4.6
Thomas Hamilton	22-7	273	35-79	.443	0-0	—	12-23	.522	31-59-90	4.1	15	0.7	25-0	4	28	14	82	3.7
Anthony Miller	35-14	476	52-97	.536	0-0	—	26-51	.510	49-115-164	4.7	16	0.5	68-1	11	19	10	130	3.7
Bill Curley	4-0	50	6-11	.545	0-0	—	0-0	—	4-4-8	2.0	0	0.0	10-1	2	4	0	12	3.0
Devin Gray	21-2	124	15-37	.405	0-0	—	19-29	.655	11-14-25	1.2	5	0.2	22-0	5	4	3	49	2.3
ROCKETS	82	19830	3001-6664	.450	581-1625	.358	1573-2145	.733	1008-2586-3594	43.8	1774	21.6	1663-7	613	1425	438	8156	99.5
OPPONENTS	82	19830	3226-7074	.456	350-990	.354	1425-1829	.779	1027-2451-3478	42.4	1863	22.7	1833-17	735	1126	433	8227	100.3

Date	Opponent	Score	Record	Date	Opponent	Score	Record
Nov. 2	Milwaukee	L93-98	0-1	27	Golden State	L110-115	16-26
4	at Utah	L82-98	0-2	28	at Denver	L98-104	16-27
5	San Antonio	L85-95	0-3	30	L.A. Lakers	W89-83	17-27
8	Orlando	L97-102	0-4	Feb. 1	Charlotte	W99-83	18-27
10	L.A. Lakers	L88-89	0-5	3	Philadelphia	W109-106	19-27
12	at L.A. Lakers	W97-81	1-5	4	at Minnesota	L85-102	19-28
13	at Golden State	W103-95	2-5	6	at Detroit	L105-109	19-29
15	Indiana	L87-96	2-6	8	Cleveland	W91-83	20-29
16	at Dallas	L95-114	2-7	9	at Atlanta	L100-116	20-30
18	Sacramento	L110-128	2-8	15	Detroit	W107-102	21-30
20	at Seattle	L107-110	2-9	18	at San Antonio	L92-116	21-31
21	at Sacramento	L105-110	2-10	20	San Antonio	L111-113 (OT)	21-32
23	Dallas	W119-99	3-10	22	at Charlotte	L97-102	21-33
26	at Portland	L88-91 (OT)	3-11	24	Denver	L97-106	21-34
29	at Vancouver	W118-110 (OT)	4-11	27	at L.A. Lakers	L85-101	21-35
Dec. 1	at Phoenix	L122-128 (2OT)	4-12	28	at L.A. Clippers	W96-77	22-35
2	at L.A. Clippers	W109-96	5-12	Mar. 2	Sacramento	W102-99	23-35
4	Phoenix	W105-95	6-12	4	New Jersey	W99-92 (OT)	24-35
6	Vancouver	W102-99	7-12	7	Phoenix	L101-108	24-36
8	at Philadelphia	L73-83	7-13	9	at Utah	L82-101	24-37
10	at Boston	L96-100	7-14	11	Minnesota	L86-100	24-38
11	at New Jersey	L94-106	7-15	14	at New York	L85-91	24-39
14	New York	L90-101	7-16	16	at Milwaukee	L96-106	24-40
15	at San Antonio	L77-83	7-17	17	at Indiana	L102-111	24-41
18	Boston	W100-94	8-17	19	at Toronto	L98-100	24-42
21	Portland	L79-89	8-18	20	at Cleveland	L85-98	24-43
23	Washington	W105-89	9-18	23	L.A. Clippers	W110-95	25-43
26	at Washington	L92-103	9-19	24	at Orlando	L96-112	25-44
28	Toronto	L99-100	9-20	26	Chicago	W123-78	26-44
30	L.A. Clippers	W122-100	10-20	28	Golden State	W121-86	27-44
Jan. 4	Seattle	L96-103	10-21	30	at Minnesota	L90-122	27-45
6	at Miami	L99-111	10-22	Apr. 1	Atlanta	W115-93	28-45
8	Utah	L87-103	10-23	4	at Vancouver	L100-102	28-46
11	at Sacramento	L93-110	10-24	5	at Portland	W118-105	29-46
13	at Golden State	W108-100	11-24	7	at Seattle	W119-116	30-46
15	at Chicago	W93-90	12-24	9	Utah	W99-90	31-46
17	at Dallas	W121-111	13-24	11	at Denver	W103-93	32-46
18	Portland	W90-89	14-24	13	Dallas	W111-102	33-46
20	Denver	W122-115	15-24	16	Seattle	L112-121	33-47
23	Miami	W101-88	16-24	18	at Phoenix	W107-98	34-47
25	Minnesota	L84-92	16-25	19	Vancouver	L92-96	34-48

History

2000-2001 Houston Rockets

(45-37, 5th Midwest)

Final Statistics

Player	G-S	Min	FGM-A	Pct.	3PM-A	Pct.	FTM-A	Pct.	Rebounds		A	Avg.	PF-D	S	TO	B	TP	Avg.
									O-D-Tot									
Steve Francis	80-79	3194	550-1219	.451	133-336	.396	358-438	.817	190-363-553	6.9	517	6.5	274-7	141	265	31	1591	19.9
Cuttino Mobley	79-49	3002	527-1214	.434	90-252	.357	394-474	.831	83-314-397	5.0	195	2.5	169-1	84	165	26	1538	19.5
Maurice Taylor	69-69	1972	390-797	.489	0-4	.000	119-162	.735	109-269-378	5.5	104	1.5	208-3	28	125	38	899	13.0
Hakeem Olajuwon	58-55	1545	283-568	.498	0-1	.000	123-198	.621	124-307-431	7.4	72	1.2	141-0	70	81	88	689	11.9
Shandon Anderson	82-82	2396	263-590	.446	46-170	.271	138-188	.734	72-261-333	4.1	189	2.3	202-0	82	131	40	710	8.7
Walt Williams	72-31	1583	202-513	.394	98-248	.395	97-126	.770	31-214-245	3.4	97	1.3	153-2	30	73	28	599	8.3
Kenny Thomas	74-21	1820	206-465	.443	25-92	.272	91-126	.722	122-295-417	5.6	77	1.0	178-4	40	116	43	528	7.1
"Moochie" Norris	82-6	1654	184-413	.446	25-89	.281	151-194	.778	44-154-198	2.4	283	3.5	84-0	69	107	2	544	6.6
Matt Bullard	61-5	1000	129-305	.423	86-213	.404	10-14	.714	22-108-130	2.1	42	0.7	76-0	10	12	9	354	5.8
Kelvin Cato	35-13	624	64-111	.577	0-0	—	37-57	.649	47-94-141	4.0	11	0.3	89-1	13	25	31	165	4.7
Carlos Rogers	39-0	544	75-110	.682	0-1	.000	29-52	.558	48-91-139	3.6	9	0.2	33-0	10	17	18	179	4.6
Jason Collier	23-0	222	27-71	.380	0-1	.000	17-24	.708	12-25-37	1.6	6	0.3	27-1	2	11	3	71	3.1
Dan Langhi	33-0	241	37-99	.374	0-1	.000	16-29	.552	13-28-41	1.2	4	0.1	16-0	7	8	1	90	2.7
Sean Colson (TOT)	13-0	44	6-24	.250	1-5	.200	2-4	.500	2-4-6	0.5	10	0.8	6-0	1	2	0	15	1.2
Sean Colson (HOU)	10-0	30	6-19	.316	1-4	.250	2-4	.500	2-1-3	0.3	7	0.7	6-0	1	0	0	15	1.5
Anthony Miller	1-0	3	0-0	—	0-0	—	0-0	—	0-0-0	0.0	0	0.0	1-0	0	0	0	0	0.0
ROCKETS	82	19830	2943-6494	.453	504-1412	.357	1582-2086	.758	919-2524-3443	42.0	1613	19.7	1657-19	587	1204	358	7972	97.2
OPPONENTS	82	19830	3020-6733	.449	359-1015	.354	1385-1862	.744	988-2420-3408	41.6	1735	21.2	1771-17	605	1092	400	7784	94.9

Date	Opponent	Score	Record	Date	Opponent	Score	Record
Oct. 31	Minnesota	L98-106	0-1	24	Philadelphia	L84-85 (OT)	20-22
Nov. 2	Milwaukee	W115-93	1-1	26	Vancouver	W106-89	21-22
4	at L.A. Clippers	L74-77	1-2	27	at Charlotte	W110-97	22-22
5	at Phoenix	L99-104	1-3	30	Miami	L85-103	22-23
7	L.A. Lakers	W84-74	2-3	Feb. 1	L.A. Clippers	L84-101	22-24
9	Vancouver	W85-78	3-3	3	at San Antonio	L88-90	22-25
11	at Portland	L88-111	3-4	5	New York	W100-86	23-25
12	at L.A. Lakers	L99-105	3-5	7	at Philadelphia	W112-87	24-25
14	Chicago	W110-83	4-5	8	at Detroit	W103-90	25-25
16	Charlotte	W84-80	5-5	13	Washington	W99-89	26-25
18	Phoenix	W94-89	6-5	16	at Orlando	L93-108	26-26
21	at Indiana	W101-89	7-5	17	Cleveland	W92-80	27-26
22	at Boston	L81-96	7-6	20	Boston	W101-84	28-26
25	at Miami	W91-80	8-6	21	at Minnesota	W89-83	29-26
28	Sacramento	L81-88	8-7	23	Orlando	W105-95	30-26
30	at Denver	W109-105 (OT)	9-7	26	Portland	L89-95	30-27
Dec. 2	Portland	L85-96	9-8	28	at Chicago	W95-78	31-27
5	Dallas	W109-102	10-8	Mar. 1	at Milwaukee	W108-91	32-27
8	at Sacramento	L98-111	10-9	3	at Dallas	L95-100	32-28
9	at Seattle	W111-104	11-9	7	at Atlanta	W104-98	33-28
11	at Vancouver	W82-75	12-9	8	L.A. Clippers	W99-87	34-28
14	at Golden State	W98-95	13-9	10	Golden State	W86-81	35-28
16	Denver	L100-102	13-10	11	at Phoenix	L92-94	35-29
19	San Antonio	L79-86	13-11	13	Indiana	W127-118 (3OT)	36-29
21	L.A. Lakers	L94-99	13-12	15	New Jersey	W108-106	37-29
23	Golden State	L87-95	13-13	17	San Antonio	W103-99	38-29
26	at San Antonio	L95-103	13-14	20	at Sacramento	L109-125	38-30
27	Seattle	L92-107	13-15	22	at L.A. Clippers	L92-97	38-31
30	at Dallas	W114-99	14-15	24	at Seattle	L90-93	38-32
Jan. 1	at Minnesota	L96-106	14-16	27	Utah	W109-86	39-32
2	at Cleveland	W100-95	15-16	29	Phoenix	L85-90	39-33
4	Detroit	W107-97	16-16	31	at Washington	W96-86	40-33
6	Utah	L97-99	16-17	Apr. 1	at New Jersey	L98-101	40-34
9	at Toronto	W110-91	17-17	3	Dallas	L97-109	40-35
11	at New York	W76-75	18-17	5	Seattle	W91-88	41-35
13	Sacramento	L81-84	18-18	7	Atlanta	W110-97	42-35
15	at Utah	L104-116 (OT)	18-19	9	at Utah	L81-96	42-36
16	Toronto	W114-99	19-19	10	Denver	L99-100	42-37
18	at Golden State	W112-104	20-19	13	at Portland	W109-103	43-37
19	at L.A. Lakers	L101-114	20-20	14	at Vancouver	W100-95	44-37
23	at Denver	L100-105	20-21	17	Minnesota	W114-87	45-37

2001-2002 Houston Rockets

(28-54, 5th Midwest)

Final Statistics

Player	G-S	Min	FGM-A	Pct.	3PM-A	Pct.	FTM-A	Pct.	Rebounds		Avg.	A	Avg.	PF-D	S	TO	B	TP	Avg.
									O-D-Tot										
Cuttino Mobley	74-74	3116	595-1358	.438	149-377	.395	267-314	.850	63-237-300	4.1	187	2.5	189-3	109	180	37	1606	21.7	
Steve Francis	57-56	2343	420-1007	.417	68-210	.324	326-422	.773	102-299-401	7.0	362	6.4	172-2	71	221	25	1234	21.6	
Kenny Thomas	72-71	2484	396-829	.478	0-16	.000	223-336	.664	158-358-516	7.2	137	1.9	195-5	85	143	66	1015	14.1	
Walt Williams	48-25	1117	166-396	.419	78-183	.426	40-51	.784	37-125-162	3.4	69	1.4	106-0	18	53	10	450	9.4	
Eddie Griffin	73-24	1896	244-666	.366	90-273	.330	64-86	.744	117-299-416	5.7	53	0.7	117-1	17	47	134	642	8.8	
Glen Rice	20-20	606	65-167	.389	18-64	.281	24-30	.800	5-42-47	2.4	31	1.6	34-0	12	24	3	172	8.6	
"Moochie" Norris	82-26	2249	251-631	.398	36-134	.269	127-169	.751	73-173-246	3.0	403	4.9	130-0	81	156	4	665	8.1	
Kelvin Cato	75-73	1917	190-326	.583	0-1	.000	113-194	.582	176-349-525	7.0	29	0.4	208-5	40	53	95	493	6.6	
Kevin Willis	52-5	865	125-284	.440	0-1	.000	65-87	.747	105-194-299	5.8	14	0.3	98-0	25	41	23	315	6.1	
Oscar Torres	65-13	1075	135-341	.396	37-126	.294	82-105	.781	47-75-122	1.9	40	0.6	64-0	25	49	9	389	6.0	
Jason Collier	25-2	365	41-95	.432	0-1	.000	24-32	.750	31-51-82	3.3	9	0.4	40-0	6	13	4	106	4.2	
Terence Morris	68-12	1110	111-289	.384	15-78	.192	18-28	.643	77-134-211	3.1	64	0.9	72-1	21	45	27	255	3.8	
Dan Langhi	34-8	434	49-125	.392	1-4	.250	8-11	.727	22-45-67	2.0	14	0.4	25-0	8	9	5	107	3.1	
Tierre Brown	40-1	403	49-115	.426	4-12	.333	21-28	.750	12-30-42	1.1	70	1.8	26-0	19	40	3	123	3.1	
ROCKETS	82	19980	2837-6629	.428	496-1480	.335	1402-1893	.741	1025-2411-3436	41.9	1482	18.1	1476-17	537	1156	445	7572	92.3	
OPPONENTS	82	19980	3191-6875	.464	370-1028	.360	1221-1623	.752	1045-2507-3552	43.3	1838	22.4	1647-7	576	988	415	7973	97.2	

Date	Opponent	Score	Record	Date	Opponent	Score	Record
Oct. 30	Atlanta	W89-84 (OT)	1-0	22	Dallas	L107-113	13-29
Nov. 1	L.A. Clippers	W98-92 (OT)	2-0	24	New Jersey	L98-103	13-30
3	Minnesota	L88-90	2-1	26	at Charlotte	W111-104 (OT)	14-30
4	at Phoenix	W103-100	3-1	29	Golden State	W100-96 (OT)	15-30
6	Denver	W99-93	4-1	31	at Dallas	L91-95	15-31
8	Philadelphia	W77-72	5-1	Feb. 1	Charlotte	L72-73	15-32
9	at Denver	L81-108	5-2	4	Utah	W104-97	16-32
13	at San Antonio	L86-90	5-3	6	at Cleveland	L109-111	16-33
15	L.A. Lakers	L97-98 (OT)	5-4	12	Memphis	W85-78	17-33
17	Dallas	W124-87	6-4	16	Orlando	L100-109	17-34
19	at Sacramento	L77-113	6-5	18	at Washington	W102-89	18-34
20	at Portland	W94-87	7-5	20	at Milwaukee	L76-115	18-35
23	at Seattle	L81-99	7-6	21	Minnesota	W89-83	19-35
25	at L.A. Clippers	L83-90	7-7	23	Boston	W99-89	20-35
27	Sacramento	L84-89	7-8	26	L.A. Clippers	L84-94	20-36
30	at Memphis	L85-102	7-9	Mar. 2	at Phoenix	W104-97	21-36
Dec. 1	San Antonio	L75-85	7-10	3	at L.A. Lakers	L79-95	21-37
3	at New York	L86-89	7-11	5	Toronto	W112-109	22-37
4	at Chicago	L75-103	7-12	7	at San Antonio	L97-99	22-38
6	Washington	L82-85	7-13	8	Golden State	L95-108	22-39
8	at Minnesota	L97-107	7-14	10	Utah	W95-92	23-39
9	at Detroit	L77-105	7-15	12	Seattle	W101-98	24-39
11	Cleveland	L102-107	7-16	13	at Minnesota	W96-95	25-39
13	at Indiana	L106-108 (OT)	7-17	16	Chicago	L112-114 (2OT)	25-40
15	Miami	L73-76	7-18	18	at L.A. Clippers	L86-93	25-41
18	Portland	L92-101	7-19	19	at Sacramento	L87-110	25-42
20	L.A. Lakers	L101-107	7-20	22	at Seattle	L82-112	25-43
22	Milwaukee	W115-110	8-20	24	at Golden State	W116-104	26-43
26	Phoenix	L91-97	8-21	26	at Utah	L105-109	26-44
28	at Golden State	W100-93	9-21	28	Sacramento	L74-101	26-45
30	at L.A. Lakers	L90-114	9-22	30	Phoenix	L88-90	26-46
Jan. 3	Detroit	W99-97	10-22	Apr. 2	Seattle	W100-98	27-46
5	Indiana	L79-81	10-23	4	San Antonio	L78-102	27-47
8	New York	W88-86	11-23	5	at Memphis	L81-99	27-48
10	at Utah	L79-83	11-24	8	at Orlando	L74-83	27-49
12	Denver	W98-86	12-24	9	at Miami	L117-120 (OT)	27-50
15	at Philadelphia	L106-112 (OT)	12-25	11	at Dallas	W98-95 (OT)	28-50
16	at Toronto	L103-109	12-26	12	Portland	L79-80	28-51
18	at Boston	W104-101	13-26	14	Memphis	L95-98	28-52
19	at New Jersey	L90-99	13-27	16	at Denver	L70-101	28-53
21	at Atlanta	L91-95	13-28	17	at Portland	L79-92	28-54

History

2002-2003 Houston Rockets

(43-39, 5th Midwest)

Final Statistics

Player	G-S	Min	FGM-A	Pct.	3PM-A	Pct.	FTM-A	Pct.	Rebounds		A	Avg.	PF-D	S	TO	B	TP	Avg.
									O-D-Tot	Avg.								
Steve Francis	81-81	3318	571-1312	.435	85-240	.354	476-595	.800	159-340-499	6.2	502	6.2	251-2	141	299	41	1703	21.0
Cuttino Mobley	73-73	3044	463-1067	.434	112-318	.352	242-282	.858	70-233-303	4.2	208	2.8	185-0	95	166	36	1280	17.5
Yao Ming	82-72	2382	401-805	.498	1-2	.500	301-371	.811	196-479-675	8.2	137	1.7	230-1	31	173	147	1104	13.5
James Posey (TOT)	83-71	2518	309-752	.411	70-229	.306	205-246	.833	90-336-426	5.1	184	2.2	197-1	106	144	15	893	10.8
James Posey (HOU)	58-47	1646	188-428	.439	46-141	.326	119-144	.826	52-229-281	4.8	106	1.8	134-0	77	78	9	541	9.3
Kenny Thomas	20-14	586	82-190	.432	0-0	—	33-45	.733	45-92-137	6.9	39	2.0	49-0	16	40	6	197	9.9
Glen Rice	62-26	1532	196-457	.429	101-254	.398	63-83	.759	28-126-154	2.5	65	1.0	99-0	23	55	5	556	9.0
Eddie Griffin	77-66	1890	271-678	.400	64-192	.333	58-94	.617	138-323-461	6.0	86	1.1	136-1	52	76	111	664	8.6
Maurice Taylor	67-9	1377	231-535	.432	0-2	.000	100-138	.725	95-143-238	3.6	66	1.0	151-0	22	100	22	562	8.4
Kelvin Cato	73-5	1247	133-256	.520	0-4	.000	66-124	.532	132-296-428	5.9	20	0.3	176-0	38	56	85	332	4.5
"Moochie" Norris	82-3	1375	134-330	.406	11-45	.244	78-114	.684	37-122-159	1.9	196	2.4	72-0	55	86	4	357	4.4
Terence Morris	49-0	632	82-176	.466	7-32	.219	11-14	.786	40-88-128	2.6	25	0.5	35-0	8	29	17	182	3.7
Jason Collier	13-3	104	17-36	.472	0-0	—	2-2	1.000	12-17-29	2.2	1	0.1	10-0	2	2	1	36	2.8
Juaquin Hawkins	58-10	685	57-148	.385	10-24	.417	10-20	.500	16-62-78	1.3	47	0.8	57-0	29	29	6	134	2.3
Bostjan Nachbar	14-1	77	11-31	.355	2-10	.200	5-10	.500	3-8-11	0.8	3	0.2	13-0	2	6	2	29	2.1
Tito Maddox	9-0	35	3-12	.250	0-3	.000	5-8	.625	1-6-7	0.8	5	0.2	4-0	3	3	1	11	1.2
ROCKETS	82	19930	2840-6461	.440	439-1267	.346	1569-2044	.768	1024-2564-3588	43.8	1506	18.4	1602-4	594	1276	493	7688	93.8
OPPONENTS	82	19930	2891-6681	.433	386-1113	.347	1399-1805	.775	979-2353-3332	40.6	1683	20.5	1794-14	663	1082	381	7567	92.3

Date	Opponent	Score	Record	Date	Opponent	Score	Record
Oct. 30	at Indiana	L82-91	0-1	26	at Chicago	L98-100	23-19
Nov. 1	at Denver	W83-74	1-1	27	at Memphis	W100-95	24-19
2	Toronto	W88-76	2-1	29	Dallas	L81-104	24-20
5	Seattle	L97-104	2-2	31	Minnesota	W121-101	25-20
9	Golden State	W111-104	3-2	Feb. 2	Sacramento	W105-89	26-20
12	Portland	W86-83	4-2	4	at Minnesota	L89-103	26-21
15	at Phoenix	L87-88	4-3	5	at Cleveland	L102-105	26-22
17	at L.A. Lakers	W93-89	5-3	11	Utah	L101-103 (OT)	26-23
19	Cleveland	W97-80	6-3	12	at Utah	W106-76	27-23
21	at Dallas	L90-103	6-4	14	Miami	L82-94	27-24
22	Washington	W93-86	7-4	18	at L.A. Lakers	L99-106 (2OT)	27-25
24	at L.A. Clippers	L89-90	7-5	19	at Phoenix	W107-89	28-25
26	at Portland	L71-77	7-6	21	Dallas	L85-100	28-26
27	at Golden State	W91-84	8-6	22	Memphis	W93-82	29-26
29	at Seattle	W83-72	9-6	24	at Boston	W101-95 (OT)	30-26
Dec. 1	at Sacramento	L84-103	9-7	25	at New York	L95-102	30-27
3	San Antonio	W89-75	10-7	27	at Washington	L98-100 (OT)	30-28
6	at New Orleans	L96-98 (OT)	10-8	Mar. 2	San Antonio	L88-97	30-29
7	Philadelphia	W97-72	11-8	4	at Detroit	L83-96	30-30
10	Sacramento	W103-96	12-8	5	at Toronto	W97-95	31-30
13	at Memphis	L109-114 (OT)	12-9	8	New Jersey	W83-71	32-30
14	L.A. Clippers	L83-94	12-10	12	L.A. Clippers	W118-114 (OT)	33-30
16	at Miami	W105-100 (OT)	13-10	14	Chicago	W121-91	34-30
18	Indiana	W95-83	14-10	16	Phoenix	W85-75	35-30
20	Atlanta	W101-82	15-10	18	at Seattle	L94-100	35-31
21	at Minnesota	L86-98	15-11	19	at Portland	L83-94	35-32
23	Utah	L91-96	15-12	21	at Golden State	W117-107	36-32
27	New York	L83-99	15-13	23	at Sacramento	L108-109	36-33
29	New Orleans	W97-85	16-13	24	at L.A. Clippers	W108-90	37-33
31	Milwaukee	W103-80	17-13	26	L.A. Lakers	L93-96	37-34
Jan. 4	Golden State	L84-86	17-14	27	at San Antonio	L85-98	37-35
7	Minnesota	W94-86	18-14	29	Denver	W102-89	38-35
8	at Orlando	W91-81	19-14	31	at New Jersey	L86-110	38-36
10	at Atlanta	L75-84	19-15	Apr. 2	at Milwaukee	L99-106	38-37
11	Denver	W87-85	20-15	4	at Philadelphia	W88-79	39-37
13	Boston	W101-92	21-15	6	Orlando	W114-93	40-37
15	Phoenix	W102-96	22-15	8	Portland	L66-81	40-38
17	L.A. Lakers	W108-104 (OT)	23-15	9	at Utah	L73-94	40-39
20	at San Antonio	L82-87	23-16	12	Seattle	W101-86	41-39
21	at Dallas	L86-107	23-17	15	Memphis	W97-86	42-39
24	Detroit	L74-98	23-18	16	at Denver	W89-84	43-39

2003-2004 Houston Rockets

(45-37, 5th Midwest)

Final Statistics

Player	G-S	Min	FGM-A	Pct.	3PM-A	Pct.	FTM-A	Pct.	Rebounds		A	Avg.	PF-D	S	TO	B	TP	Avg.
									O-D-Tot	Arg.								
Yao Ming	82-82	2692	535-1025	.522	0-2	.000	361-446	.809	197-538-735	9.0	122	1.5	273-4	22	204	156	1431	17.5
Steve Francis	79-79	3194	450-1117	.403	73-250	.292	337-435	.775	116-317-433	5.5	493	6.2	257-3	139	294	35	1310	16.6
Cuttino Mobley	80-80	3229	460-1081	.426	164-420	.390	176-217	.811	40-322-362	4.5	258	3.2	179-0	107	180	33	1260	15.8
Jim Jackson	80-80	3119	382-900	.424	162-405	.400	107-127	.843	52-435-487	6.1	226	2.8	227-1	86	175	23	1033	12.9
Maurice Taylor	75-10	2081	367-765	.480	0-2	.000	128-174	.736	131-253-384	5.1	107	1.4	253-5	43	149	47	862	11.5
Kelvin Cato	69-67	1743	161-360	.447	0-0	—	96-142	.676	153-319-472	6.8	72	1.0	203-0	52	84	96	418	6.1
C. Weatherspoon (TOT)	52-1	868	104-211	.493	0-1	.000	53-72	.736	74-130-204	3.9	30	0.6	75-0	30	35	15	261	5.0
C. Weatherspoon (HOU)	37-0	652	86-171	.503	0-1	.000	35-53	.660	60-94-154	4.2	17	0.5	56-0	22	26	13	207	5.6
Eric Piatkowski	49-0	703	72-191	.377	43-122	.352	14-16	.875	10-63-73	1.5	26	0.5	42-0	16	29	5	201	4.1
Scott Padgett	58-5	547	74-167	.443	28-65	.431	24-32	.750	46-93-139	2.4	23	0.4	73-0	12	22	13	200	3.4
Torraye Braggs	11-0	132	13-28	.464	0-0	—	8-12	.667	15-19-34	3.1	6	0.5	21-0	4	12	2	34	3.1
Bostjan Nachbar	45-3	516	47-132	.356	23-63	.365	21-29	.724	8-62-70	1.6	30	0.7	72-1	14	23	14	138	3.1
"Moochie" Norris	30-0	401	27-87	.310	8-23	.348	18-24	.750	2-28-30	1.0	48	1.6	16-0	16	30	2	80	2.7
Mark Jackson	42-3	577	34-100	.340	7-41	.171	28-39	.718	10-60-70	1.7	119	2.8	41-0	17	53	1	103	2.5
Mike Wilks	26-0	145	17-36	.472	6-10	.600	10-12	.833	3-13-16	0.6	17	0.7	15-0	3	7	0	50	1.9
Alton Ford	9-0	41	6-11	.545	0-0	—	3-6	.500	3-8-11	1.2	3	0.3	9-0	0	3	1	15	1.7
Charles Oakley	7-0	25	2-6	.333	0-0	—	5-6	.833	0-5-5	0.7	2	0.3	8-0	0	1	0	9	1.3
Adrian Griffin	19-1	133	5-18	.278	1-2	.500	0-4	.000	1-18-19	1.0	10	0.5	17-0	7	3	2	11	0.6
ROCKETS	82	19930	2738-6195	.442	515-1406	.366	1371-1774	.773	847-2647-3494	42.6	1579	19.3	1762-14	560	1373	443	7362	89.8
OPPONENTS	82	19930	2636-6405	.412	457-1227	.372	1491-2024	.737	907-2351-3258	39.7	1689	20.6	1695-16	710	1103	359	7220	88.0

Date	Opponent	Score	Record	Date	Opponent	Score	Record
Oct. 30	Denver	W102-85	1-0	23	at Indiana	W78-74	25-17
Nov. 1	Memphis	L71-79	1-1	25	at Orlando	W99-87	26-17
3	at Chicago	W98-66	2-1	26	at Miami	L81-95	26-18
4	at New Jersey	W86-75	3-1	28	Sacramento	L94-99	26-19
8	Orlando	W96-86	4-1	31	New Jersey	L77-88	26-20
11	Miami	W90-70	5-1	Feb. 2	at Phoenix	L79-99	26-21
13	at Dallas	L86-97	5-2	4	Milwaukee	W103-89	27-21
14	Phoenix	W90-85	6-2	6	Chicago	W82-80	28-21
16	at Toronto	L97-101 (2OT)	6-3	7	at Atlanta	W86-77	29-21
17	at Philadelphia	W74-66	7-3	9	San Antonio	L82-85	29-22
19	Golden State	W85-83	8-3	11	L.A. Lakers	W102-87	30-22
21	at Portland	L78-85	8-4	17	Washington	W107-81	31-22
24	at L.A. Clippers	W105-90	9-4	21	at Dallas	L88-97	31-23
26	at Utah	L76-83	9-5	22	Atlanta	W123-121 (3OT)	32-23
28	at Sacramento	L74-103	9-6	24	at San Antonio	L77-86	32-24
29	at Seattle	L88-95	9-7	25	Cleveland	W90-84	33-24
Dec. 3	Utah	W107-101 (OT)	10-7	27	Portland	W89-85	34-24
5	at New Orleans	W83-74	11-7	29	Seattle	L80-97	34-25
6	Detroit	W86-80	12-7	Mar. 3	L.A. Lakers	L93-96	34-26
9	Portland	W93-91	13-7	5	at Minnesota	W112-109	35-26
11	San Antonio	L67-71	13-8	7	Dallas	W101-98	36-26
13	at San Antonio	L73-86	13-9	9	L.A. Clippers	W90-85	37-26
16	at Minnesota	L75-92	13-10	11	New Orleans	W97-86	38-26
17	at Cleveland	W89-85	14-10	13	Memphis	W88-80	39-26
19	L.A. Clippers	W99-85	15-10	15	Phoenix	L97-99 (OT)	39-27
20	at Phoenix	L87-102	15-11	19	at Golden State	L84-90	39-28
23	Indiana	L71-79	15-12	21	at Sacramento	L95-100	39-29
25	at L.A. Lakers	W99-87	16-12	22	at Portland	W93-85 (OT)	40-29
26	at Denver	L94-95	16-13	24	Toronto	W90-89 (OT)	41-29
29	Seattle	L86-87	16-14	26	at Memphis	L86-109	41-30
31	Philadelphia	W80-72	17-14	28	at Milwaukee	W111-107 (OT)	42-30
Jan. 3	Utah	W84-63	18-14	29	Minnesota	L88-94	42-31
5	Golden State	W83-65	19-14	Apr. 1	at L.A. Lakers	L85-93	42-32
7	at Detroit	L66-85	19-15	2	at Denver	L100-110	42-33
8	at New York	W111-79	20-15	4	Sacramento	L94-99	42-34
11	Boston	L93-97	20-16	6	at Golden State	L90-97	42-35
13	at Washington	W93-80	21-16	7	at L.A. Clippers	W102-79	43-35
14	at Boston	W95-80	22-16	9	Denver	W106-103	44-35
17	Minnesota	W95-76	23-16	10	at Utah	L69-82	44-36
19	at Memphis	L83-88	23-17	12	at Seattle	W111-107	45-36
21	New York	W86-71	24-17	14	Dallas	L89-92	45-37

History

2004-2005 Houston Rockets

(51-31, 3rd Southwest)

Final Statistics

Player	G-S	Min	FGM-A	Pct.	3PM-A	Pct.	FTM-A	Pct.	Rebounds		PF-D	S	TO	B	TP	Avg.		
									O-D-Tot	Avg.								
Tracy McGrady	78-78	3182	715-1660	.431	142-435	.326	431-557	.774	71-413-484	6.2	448	5.7	167-0	135	201	52	2003	25.7
Yao Ming	80-80	2447	538-975	.552	0-0	—	389-497	.783	208-461-669	8.4	61	0.8	298-8	34	196	160	1465	18.3
Jim Jackson	24-24	990	118-283	.417	54-147	.367	30-33	.909	10-105-115	4.8	86	3.6	67-1	23	56	1	320	13.3
David Wesley (TOT)	80-79	2774	334-840	.398	118-315	.375	162-189	.857	38-190-228	2.9	265	3.3	215-2	96	113	9	948	11.9
David Wesley (HOU)	54-53	1840	201-498	.404	90-235	.383	95-113	.841	26-117-143	2.6	156	2.9	150-2	61	59	8	587	10.9
Mike James (TOT)	74-5	1859	331-751	.441	100-259	.386	109-145	.752	35-173-208	2.8	263	3.6	174-2	65	106	6	871	11.8
Mike James (HOU)	27-5	692	126-291	.433	42-107	.393	42-55	.764	12-74-86	3.2	78	2.9	60-0	25	26	2	336	12.4
Bob Sura	61-59	1922	215-504	.427	55-155	.355	141-188	.750	79-258-337	5.5	317	5.2	168-2	65	147	7	626	10.3
Juwan Howard	61-47	1624	244-541	.451	0-1	.000	97-115	.843	126-220-346	5.7	94	1.5	143-0	32	79	5	585	9.6
Maurice Taylor	38-16	905	127-292	.435	3-8	.375	39-60	.650	41-123-164	4.3	53	1.4	123-3	16	63	12	296	7.8
Jon Barry (TOT)	69-2	1505	161-368	.438	71-165	.430	62-71	.873	26-133-159	2.3	167	2.4	95-0	60	67	9	455	6.6
Jon Barry (HOU)	53-2	1230	130-291	.447	60-133	.451	52-58	.897	22-116-138	2.6	139	2.6	67-0	46	53	7	372	7.0
Tyronn Lue	21-3	479	48-122	.393	15-45	.333	14-18	.778	0-40-40	1.9	58	2.8	48-0	8	24	0	125	6.0
Charlie Ward	14-13	360	24-77	.312	16-51	.314	11-13	.846	6-33-39	2.8	43	3.1	22-0	15	18	0	75	5.4
Scott Padgett	66-0	942	98-233	.421	50-126	.397	29-40	.725	47-138-185	2.8	55	0.8	119-0	33	30	10	275	4.2
Dikembe Mutombo	80-2	1212	108-217	.498	0-0	—	106-143	.741	150-276-426	5.3	10	0.1	135-1	16	51	101	322	4.0
Clarence Weatherspoon	40-18	525	47-114	.412	0-0	—	29-35	.829	35-87-122	3.1	17	0.4	74-1	9	15	6	123	3.1
Bostjan Nachbar	16-2	204	15-43	.349	10-21	.476	9-12	.750	4-26-30	1.9	9	0.6	30-0	1	5	0	49	3.1
Reece Gaines	10-0	108	10-27	.370	3-12	.250	3-4	.750	0-11-11	1.1	3	0.3	12-0	3	4	0	26	2.6
"Moochie" Norris (TOT)	38-0	360	35-109	.321	0-12	.000	20-24	.833	10-36-46	1.2	39	1.0	44-0	18	27	2	90	2.4
"Moochie" Norris (HOU)	6-0	39	3-16	.188	0-0	—	2-2	1.000	1-3-4	0.7	5	0.8	2-0	1	2	0	8	1.3
Andre Barrett	27-0	314	20-69	.290	9-37	.243	7-10	.700	5-14-19	0.7	42	1.6	35-0	14	16	0	56	2.1
Rod Strickland	16-2	196	9-43	.209	1-2	.500	9-10	.900	3-24-27	1.7	39	2.4	15-0	3	16	2	28	1.8
Ryan Bowen	66-6	604	47-111	.423	3-6	.500	14-21	.667	21-55-76	1.2	18	0.3	61-0	23	7	5	111	1.7
Vin Baker (TOT)	27-0	204	13-42	.310	0-1	.000	9-17	.529	17-22-39	1.4	10	0.4	38-0	2	17	4	35	1.3
Vin Baker (HOU)	3-0	13	0-4	.000	0-0	—	2-2	1.000	0-2-2	0.7	1	0.3	7-0	0	2	0	2	0.7
Torraye Braggs	7-0	24	3-7	.429	0-0	—	0-0	—	7-5-12	1.7	0	0.0	4-0	0	2	0	6	0.9
Brandin Knight	1-0	3	0-1	.000	0-0	—	0-0	—	0-0-0	0.0	1	1.0	0-0	0	0	0	0	0.0
ROCKETS	82	19855	2846-6419	.443	553-1521	.364	1551-1986	.781	874-2601-3475	42.4	1733	21.1	1807-18	563	1135	378	7796	95.1
OPPONENTS	82	19855	2720-6423	.423	454-1343	.338	1571-2116	.742	892-2444-3336	40.7	1696	20.7	1773-16	607	1087	335	7465	91.0

Date	Opponent	Score	Record	Date	Opponent	Score	Record
Nov. 2	at Detroit	L79-87	0-1	24	Orlando	W89-78	23-19
3	at Toronto	L88-95	0-2	26	at New Orleans	W82-77	24-19
5	at Memphis	W89-81	1-2	28	Sacramento	L111-117 (OT)	24-20
6	Sacramento	W104-101 (OT)	2-2	30	at Miami	L95-104	24-21
9	Memphis	W90-87	3-2	31	at Boston	W97-94	25-21
11	Minnesota	L91-96	3-3	Feb. 2	at Philadelphia	W118-95	26-21
13	L.A. Lakers	L79-84	3-4	4	at Minnesota	W119-113 (OT)	27-21
15	at New Jersey	W80-69	4-4	6	L.A. Lakers	W103-102	28-21
16	at Atlanta	L84-88	4-5	9	Chicago	W105-92	29-21
18	New York	L92-93	4-6	11	at Indiana	W91-83	30-21
20	at L.A. Clippers	W91-86 (OT)	5-6	13	Portland	W81-80	31-21
21	at Portland	W97-93	6-6	15	Washington	W123-93	32-21
23	at Sacramento	L96-102	6-7	22	Seattle	L85-87	32-22
26	at Utah	L80-90	6-8	23	at San Antonio	L81-99	32-23
27	Denver	L76-82	6-9	27	Utah	L92-99	32-24
30	Detroit	L72-93	6-10	Mar. 1	at Chicago	W119-89	33-24
Dec. 2	at Dallas	L106-113 (OT)	6-11	2	at Washington	L98-101	33-25
4	Philadelphia	W77-76	7-11	6	Dallas	W90-69	34-25
7	New Orleans	W89-81	8-11	8	at Seattle	W97-95	35-25
9	San Antonio	W81-80	9-11	11	at Phoenix	W127-107	36-25
11	Dallas	L78-102	9-12	13	at Sacramento	W111-96	37-25
15	Atlanta	W92-69	10-12	14	at Golden State	W97-94	38-25
17	Golden State	W100-83	11-12	16	Portland	W108-77	39-25
18	at Charlotte	L100-101 (OT)	11-13	18	Boston	L92-103	39-26
20	Toronto	W114-102	12-13	20	at Minnesota	L86-94	39-27
22	Charlotte	L87-90	12-14	22	Miami	W84-82	40-27
26	L.A. Clippers	W96-79	13-14	24	Cleveland	W99-80	41-27
28	at Milwaukee	L87-115	13-15	25	at New Orleans	W81-68	42-27
29	at Cleveland	W98-87	14-15	27	at San Antonio	L70-83	42-28
31	Milwaukee	W105-90	15-15	28	at Utah	W99-85	43-28
Jan. 2	Utah	W99-80	16-15	30	at Portland	W100-84	44-28
5	Phoenix	L98-108	16-16	Apr. 1	New Orleans	L73-76	44-29
7	at L.A. Lakers	L104-111	16-17	3	Phoenix	L78-91	44-30
9	at Denver	W116-98	17-17	5	at Golden State	L117-122	44-31
12	at Dallas	W124-114	18-17	7	at L.A. Lakers	W114-100	45-31
13	New Jersey	W94-85 (OT)	19-17	9	at Phoenix	W98-97	46-31
15	San Antonio	W73-67	20-17	11	at Seattle	W90-78	47-31
17	at Memphis	L80-99	20-18	13	Memphis	W100-92	48-31
18	Indiana	L74-87	20-19	16	Denver	W115-87	49-31
20	at Orlando	W108-99	21-19	18	L.A. Clippers	W115-90	50-31
21	at New York	W92-91	22-19	20	Seattle	W106-78	51-31

History

2005-2006 Houston Rockets

(34-48, 5th Southwest)

Final Statistics

Player	G-S	Min	FGM-A	Pct.	3PM-A	Pct.	FTM-A	Pct.	Rebounds		A	Avg.	PF-D	S	TO	B	TP	Avg.
									O-D-Tot	Avg.								
Tracy McGrady	47-47	1745	410-1011	.406	73-234	.312	254-340	.747	46-261-307	6.5	225	4.8	88-0	59	120	41	1147	24.4
Yao Ming	57-57	1949	467-900	.519	0-1	.000	337-395	.853	148-433-581	10.2	85	1.5	195-4	30	147	94	1271	22.3
Rafer Alston	63-63	2431	280-738	.379	102-312	.327	99-143	.692	36-219-255	4.0	425	6.7	194-3	101	157	15	761	12.1
Juwan Howard	80-80	2537	394-859	.459	0-4	.000	154-191	.806	168-367-535	6.7	112	1.4	235-2	49	133	8	942	11.8
Derek Anderson	20-8	582	68-173	.393	19-67	.284	61-73	.836	12-71-83	4.2	53	2.7	49-0	15	37	4	216	10.8
David Wesley	71-59	2372	226-561	.403	99-271	.365	151-187	.807	24-154-178	2.5	204	2.9	212-3	59	120	6	702	9.9
Stromile Swift	66-5	1344	225-458	.491	0-2	.000	136-209	.651	103-188-291	4.4	25	0.4	198-3	38	91	50	586	8.9
Luther Head	80-27	2310	254-630	.403	113-313	.361	86-123	.699	33-233-266	3.3	215	2.7	169-2	89	119	70	707	8.8
Keith Bogans (TOT)	72-31	1912	215-544	.395	65-200	.325	127-186	.683	55-200-255	3.5	128	1.8	167-1	71	90	9	622	8.6
Keith Bogans (HOU)	33-22	1064	101-256	.395	32-102	.314	47-81	.580	26-123-149	4.5	83	2.5	89-1	32	49	6	281	8.5
Gerald Fitch (TOT)	18-1	239	30-89	.337	7-26	.269	17-23	.739	7-23-30	1.7	33	1.8	28-0	7	15	5	84	4.7
Jon Barry	20-0	342	25-65	.385	12-32	.375	24-29	.828	1-30-31	1.6	26	1.3	25-0	13	22	1	86	4.3
Chuck Hayes	40-0	535	59-105	.562	0-1	.000	29-45	.644	67-112-179	4.5	14	0.3	76-2	26	12	14	147	3.7
Lonny Baxter	23-0	281	33-72	.458	0-0	—	16-19	.842	38-46-84	3.7	2	0.1	48-1	9	13	7	82	3.6
Richie Frahm (TOT)	33-0	342	39-100	.390	23-70	.329	7-10	.700	3-30-33	1.0	21	0.6	30-0	4	8	2	108	3.3
Richie Frahm (HOU)	8-0	117	15-35	.429	8-22	.364	4-5	.800	0-10-10	1.3	6	0.8	8-0	1	4	0	42	5.3
Stephen Graham	6-0	38	6-16	.375	1-5	.200	4-4	1.000	1-6-7	1.2	3	0.5	5-0	2	5	0	17	2.8
Dikembe Mutombo	64-23	955	50-95	.526	0-0	—	69-91	.758	100-206-306	4.8	4	0.1	128-0	17	35	57	169	2.6
John Lucas III	13-0	107	14-36	.389	2-9	.222	0-0	—	2-3-5	0.4	12	0.9	6-0	5	7	0	30	2.3
*Moochie Norris	29-0	241	26-65	.400	0-5	.000	13-17	.765	9-25-34	1.2	29	1.0	31-0	14	16	1	65	2.2
Rick Brunson (TOT)	27-0	247	21-54	.389	5-13	.385	7-12	.583	1-21-22	0.8	35	1.3	22-0	8	22	1	54	2.0
Rick Brunson (HOU)	23-0	215	16-46	.348	5-12	.417	7-12	.583	1-19-20	0.9	33	1.4	21-0	8	19	1	44	1.9
Ryan Bowen	68-19	652	37-124	.298	3-22	.136	11-14	.786	31-57-88	1.3	24	0.4	85-0	21	13	6	88	1.3
Maciej Lampe (TOT)	6-0	28	2-11	.182	0-0	—	0-2	.000	4-5-9	1.5	2	0.3	2-0	0	3	0	4	0.7
Maciej Lampe (HOU)	4-0	12	2-7	.286	0-0	—	0-2	.000	3-2-5	1.3	0	0.0	0-0	0	2	0	4	1.0
Josh Davis	1-0	0	0-0	—	0-0	—	0-0	.000	0-0-0	0.0	0	0.0	1-0	0	0	0	0	0.0
ROCKETS	82	19830	2708-6252	.433	469-1414	.332	1502-1980	.759	849-2565-3414	41.6	1580	19.3	1863-21	588	1193	320	7387	90.1
OPPONENTS	82	19830	2708-6310	.429	541-1465	.369	1560-2135	.731	874-2477-3351	40.9	1647	20.1	1716-14	582	1094	373	7517	91.7

Date	Opponent	Score	Record	Date	Opponent	Score	Record
Nov. 2	Sacramento	W98-89	1-0	27	Minnesota	L92-96	15-27
5	N.O./Okla. City	L84-91	1-1	29	Miami	L95-101	15-28
8	Orlando	L74-76	1-2	30	at Memphis	L77-86	15-29
10	at Miami	L84-88	1-3	Feb. 1	Milwaukee	W86-84	16-29
12	at New Jersey	W99-91	2-3	3	Seattle	W100-77	17-29
13	at Boston	L82-102	2-4	5	at New York	W93-89	18-29
15	at Minnesota	W94-89	3-4	6	at Philadelphia	W87-81	19-29
17	at San Antonio	L80-86	3-5	8	L.A. Lakers	L78-89	19-30
18	Detroit	L70-78	3-6	11	Utah	W102-88	20-30
20	at Indiana	L74-85	3-7	12	New York	W90-83	21-30
22	at Dallas	L93-102	3-8	14	at L.A. Clippers	W128-97	22-30
23	Phoenix	L88-100	3-9	16	at Phoenix	L75-109	22-31
25	at Memphis	L81-86	3-10	22	L.A. Clippers	W106-102	23-31
26	Chicago	L89-94	3-11	24	Golden State	W91-88	24-31
29	Atlanta	W100-85	4-11	26	at Orlando	W89-84	25-31
Dec. 3	Memphis	L75-90	4-12	27	Phoenix	L94-111	25-32
6	Boston	W91-73	5-12	Mar. 1	Philadelphia	L101-106	25-33
8	at Sacramento	W106-95	6-12	3	Denver	W89-78	26-33
11	at Portland	W100-86	7-12	5	Portland	W102-84	27-33
14	at Golden State	W111-105 (OT)	8-12	7	at Minnesota	W93-87	28-33
15	at Seattle	W104-98	9-12	8	Indiana	W103-99	29-33
17	at L.A. Clippers	L81-89	9-13	12	at San Antonio	L81-88	29-34
18	at L.A. Lakers	W76-74	10-13	13	New Jersey	L77-90	29-35
21	Toronto	L81-94	10-14	15	Dallas	L81-95	29-36
23	at Denver	L86-108	10-15	18	San Antonio	L77-92	29-37
27	Utah	L74-82	10-16	20	L.A. Clippers	L91-99	29-38
28	at N.O./Okla. City (Okla. City)	L90-92	10-17	21	at Dallas	L72-88	29-39
31	Golden State	L89-94	10-18	23	at N.O./Okla. City (Okla. City)	W93-92	30-39
Jan. 3	at Washington	W123-111	11-18	26	Cleveland	L102-104 (OT)	30-40
5	at Cleveland	W90-81	12-18	29	Seattle	W115-87	31-40
6	at Toronto	L92-112	12-19	31	Washington	W105-103	32-40
8	Denver	L90-92	12-20	2	at L.A. Lakers	L88-104	32-41
10	at Charlotte	L106-111 (2OT)	12-21	4	at Seattle	L87-104	32-42
11	Sacramento	L80-88	12-22	5	at Portland	L75-76	32-43
14	N.O./Okla. City	L80-86	12-23	7	at Golden State	W100-93	33-43
16	at Atlanta	L83-94	12-24	9	at Sacramento	L77-86	33-44
18	Dallas	L76-103	12-25	10	at Utah	L83-85	33-45
20	at Chicago	W109-108 (2OT)	13-25	12	Minnesota	L79-82	33-46
22	at Detroit	L97-99	13-26	15	Memphis	L81-93	33-47
23	at Milwaukee	W97-80	14-26	17	at Denver	W86-83	34-47
25	Charlotte	W102-78	15-26	19	San Antonio	L87-89	34-48

2006-2007 Houston Rockets

(52-30, 3rd Southwest)

Final Statistics

Player	G-S	Min	FGM-A	Pct.	3PM-A	Pct.	FTM-A	Pct.	Rebounds		PF-D	S	TO	B	TP	Avg.		
									O-D-Tot	Avg.								
Yao Ming	48-48	1624	423-819	.516	0-2	.000	356-413	.862	101-351-452	9.4	94	2.0	159-0	17	167	94	1202	25.0
Tracy McGrady	71-71	2539	638-1480	.431	126-381	.331	345-488	.707	56-322-378	5.3	458	6.5	136-0	92	213	36	1747	24.6
Rafer Alston	82-82	3040	383-1020	.375	192-529	.363	130-177	.734	29-253-282	3.4	444	5.4	195-3	129	170	10	1088	13.3
Luther Head	80-10	2211	306-700	.437	177-401	.441	83-105	.790	31-221-252	3.2	194	2.4	133-1	76	137	5	872	10.9
Shane Battier	82-82	2988	292-654	.446	157-373	.421	88-113	.779	67-271-338	4.1	175	2.1	190-1	79	72	60	829	10.1
Juwan Howard	80-38	2123	309-665	.465	0-0	—	155-188	.824	138-332-470	5.9	131	1.6	205-1	29	112	8	773	9.7
Bonzi Wells	28-1	590	85-207	.411	1-7	.143	46-82	.561	26-94-120	4.3	31	1.1	62-0	24	57	13	217	7.8
Chuck Hayes	78-43	1714	192-335	.573	0-0	—	55-89	.618	204-317-521	6.7	47	0.6	281-9	70	64	18	439	5.6
Kirk Snyder	39-1	563	66-146	.452	11-44	.250	49-75	.653	17-66-83	2.1	39	1.0	51-0	11	26	12	192	4.9
John Lucas III	47-0	383	62-156	.397	15-59	.254	15-19	.789	9-27-36	0.8	33	0.7	38-0	17	15	0	154	3.3
Dikembe Mutombo	75-33	1289	85-153	.556	0-0	—	60-87	.690	164-324-488	6.5	13	0.2	156-0	22	38	76	230	3.1
Vassilis Spanoulis	31-0	272	23-72	.319	5-29	.172	34-42	.810	5-17-22	0.7	28	0.9	33-1	7	29	1	85	2.7
Jake Tsakalidis (TOT)	36-7	390	29-72	.403	0-0	—	26-39	.667	42-62-104	2.9	5	0.1	51-0	8	24	12	84	2.3
Jake Tsakalidis (HOU)	13-0	132	9-22	.409	0-0	—	12-15	.800	18-22-40	3.1	3	0.2	17-0	1	3	1	30	2.3
Scott Padgett	24-0	198	15-49	.306	8-29	.276	6-11	.545	11-34-45	1.9	8	0.3	33-0	4	8	3	44	1.8
Steve Novak	35-1	191	18-50	.360	13-39	.333	2-2	1.000	4-22-26	0.7	6	0.2	21-0	5	4	0	51	1.5
ROCKETS	82	19855	2906-6528	.445	705-1893	.372	1436-1906	.753	880-2673-3553	43.3	1704	20.8	1710-16	583	1162	337	7953	97.0
OPPONENTS	82	19855	2793-6503	.429	472-1346	.351	1497-2000	.749	800-2548-3348	40.8	1588	19.4	1631-13	571	1163	353	7555	92.1

Date	Opponent	Score	Record	Date	Opponent	Score	Record
Nov. 1	at Utah	L97-107	0-1	24	at San Antonio	W90-85	26-16
4	Dallas	W107-76	1-1	26	Portland	W99-69	27-16
5	at N.O./Okla. City	L90-96	1-2	29	Philadelphia	W105-84	28-16
7	at Memphis	W86-80	2-2	31	Seattle	W112-102	29-16
8	at Milwaukee	W97-93	3-2	Feb. 3	N.O./Okla. City	L74-87	29-17
10	New York	W103-94	4-2	5	Minnesota	W105-77	30-17
12	at Miami	W94-72	5-2	6	at Memphis	W98-90	31-17
14	San Antonio	L84-92	5-3	9	at Dallas	L74-95	31-18
16	Chicago	W101-100	6-3	10	Charlotte	W104-83	32-18
18	at Detroit	L92-104	6-4	13	Sacramento	W109-104 (OT)	33-18
20	at New York	W97-90	7-4	15	Dallas	L77-80	33-19
22	Washington	W86-82	8-4	21	Miami	W112-102	34-19
25	Memphis	W85-76	9-4	23	at Atlanta	L99-105	34-20
28	Minnesota	W82-75	10-4	25	at Orlando	W97-93	35-20
29	at Phoenix	L91-102	10-5	26	Boston	L72-77	35-21
Dec. 2	Cleveland	W81-63	11-5	28	Toronto	L90-106	35-22
5	Golden State	W118-90	12-5	Mar. 2	at Denver	W108-97	36-22
6	at Minnesota	L84-90	12-6	3	San Antonio	L74-97	36-23
8	at Charlotte	W92-62	13-6	5	at Cleveland	L85-91	36-24
9	at Washington	W114-109	14-6	7	at Boston	W111-80	37-24
12	L.A. Lakers	L94-102	14-7	9	New Jersey	W112-91	38-24
14	at Golden State	L107-109	14-8	11	Orlando	W103-92	39-24
15	at L.A. Lakers	L101-112 (2OT)	14-9	12	at Phoenix	L82-103	39-25
17	at L.A. Clippers	W108-103	15-9	14	L.A. Clippers	W109-105	40-25
20	at Portland	L87-89	15-10	16	at Toronto	W114-100	41-25
22	at San Antonio	W97-78	16-10	18	at Philadelphia	W124-74	42-25
23	L.A. Clippers	L93-98	16-11	20	Indiana	W86-76	43-25
26	at Indiana	L76-81	16-12	22	Detroit	W91-85	44-25
27	at New Jersey	W96-71	17-12	25	at N.O./Okla. City (Okla. City)	L94-106	44-26
29	Atlanta	W94-68	18-12	26	Milwaukee	W106-87	45-26
31	Memphis	W111-109	19-12	28	at L.A. Clippers	W92-87	46-26
Jan. 3	Seattle	W103-96	20-12	30	at L.A. Lakers	W107-104 (OT)	47-26
5	Utah	W100-86	21-12	Apr. 1	Utah	L83-86	47-27
7	at Minnesota	L99-103 (OT)	21-13	4	Golden State	L99-110	47-28
8	at Chicago	W84-77	22-13	6	Portland	L78-85	47-29
10	L.A. Lakers	W102-77	23-13	8	at Sacramento	W112-106	48-29
12	at Denver	W90-86	24-13	9	at Seattle	W95-90	49-29
13	at Sacramento	W115-111 (OT)	25-13	11	at Portland	W99-95	50-29
16	at Dallas	L96-109	25-14	14	N.O./Okla. City	W123-112	51-29
17	Phoenix	L91-100	25-15	16	Phoenix	W120-117	52-29
20	Denver	L113-121 (OT)	25-16	18	at Utah	L91-101	52-30

2007-2008 Houston Rockets

(55-27, 3rd Southwest)

Final Statistics

Player	G-S	Min	FGM-A	Pct.	3PM-A	Pct.	FTM-A	Pct.	Rebounds		Avg.	A	Avg.	PF-D	S	TO	B	TP	Avg.
									O-D-Tot										
Yao Ming	55-55	2044	432-852	.507	0-2	.000	345-406	.850	172-422-594	10.8	129	2.3	171-2	25	183	111	1209	22.0	
Tracy McGrady	66-62	2440	548-1307	.419	86-295	.292	245-358	.684	42-297-339	5.1	387	5.9	91-0	68	160	30	1427	21.6	
Rafer Alston	74-74	2526	364-924	.394	143-407	.351	98-137	.715	28-232-260	3.5	392	5.3	139-0	98	160	18	969	13.1	
Luis Scola	82-39	2024	345-670	.515	0-3	.000	157-235	.668	174-351-525	6.4	106	1.3	235-2	60	105	19	847	10.3	
Shane Battier	80-78	2907	265-619	.428	139-369	.377	75-101	.743	131-276-407	5.1	155	1.9	196-2	77	78	90	744	9.3	
Bonzi Wells	51-7	1124	175-412	.425	8-38	.211	111-174	.638	63-197-260	5.1	80	1.6	113-0	51	76	24	469	9.2	
Carl Landry	42-0	711	135-219	.616	0-1	.000	72-109	.661	96-111-207	4.9	21	0.5	98-2	17	26	7	342	8.1	
Bobby Jackson (TOT)	72-5	1389	204-506	.403	81-226	.358	64-81	.790	33-148-181	2.5	139	1.9	96-0	45	59	5	553	7.7	
Bobby Jackson (HOU)	26-5	498	88-210	.419	28-82	.341	24-32	.750	10-61-71	2.7	63	2.4	37-0	13	28	2	228	8.8	
Luther Head	73-17	1379	206-477	.432	79-225	.351	66-81	.815	18-117-135	1.8	138	1.9	75-0	44	70	9	557	7.6	
Mike James	33-1	537	79-226	.350	24-74	.324	33-42	.786	11-41-52	1.6	54	1.6	44-0	17	29	2	215	6.5	
Steve Francis	10-3	199	19-57	.333	4-17	.235	13-23	.565	8-15-23	2.3	30	3.0	25-1	9	14	5	55	5.5	
Aaron Brooks	51-0	608	93-225	.413	36-109	.330	42-49	.857	13-43-56	1.1	87	1.7	69-0	13	44	5	264	5.2	
Gerald Green (TOT)	30-0	361	52-151	.344	15-39	.385	34-41	.829	13-51-64	2.1	29	1.0	45-0	8	32	4	153	5.1	
Gerald Green (HOU)	1-0	4	3-3	1.000	0-0	—	0-0	—	2-0-2	2.0	0	0.0	2-0	0	0	0	6	6.0	
Steve Novak	35-0	264	49-102	.480	34-71	.479	3-4	.750	4-31-35	1.0	6	0.2	17-0	2	4	3	135	3.9	
Kirk Snyder	9-0	81	13-28	.464	2-9	.222	6-11	.545	5-7-12	1.3	8	0.9	6-0	1	4	1	34	3.8	
Mike Harris	17-0	159	27-54	.500	0-2	.000	8-13	.615	24-30-54	3.2	3	0.2	16-0	6	9	3	62	3.6	
Dikembe Mutombo	39-25	619	43-80	.538	0-0	—	32-45	.711	68-131-199	5.1	5	0.1	55-0	11	17	48	118	3.0	
Chuck Hayes	79-44	1575	113-221	.511	0-3	.000	11-24	.458	132-295-427	5.4	91	1.2	212-2	85	62	43	237	3.0	
Justin Williams (TOT)	23-0	123	13-29	.448	0-0	—	8-26	.308	20-29-49	2.1	0	0.0	17-0	5	4	5	34	1.5	
Justin Williams (HOU)	1-0	6	1-3	.333	0-0	—	1-4	.250	1-0-1	1.0	0	0.0	3-0	0	1	0	3	1.0	
Bobby Jones	4-0	9	2-4	.500	0-0	—	0-0	—	0-1-1	0.3	0	0.0	3-0	1	1	0	4	1.0	
Loren Woods	7-0	17	3-5	.600	0-0	—	0-0	—	0-1-1	0.1	2	0.3	2-0	0	0	0	6	0.9	
ROCKETS	82	19730	3003-6698	.448	583-1707	.342	1342-1848	.726	1002-2659-3661	44.6	1757	21.4	1609-11	598	1125	420	7931	96.7	
OPPONENTS	82	19730	2852-6594	.433	433-1186	.365	1410-1912	.737	894-2441-3335	40.7	1548	18.9	1615-17	622	1094	379	7579	92.0	

Date	Opponent	Score	Record	Date	Opponent	Score	Record
Oct. 30	at L.A. Lakers	W95-93	1-0	23	at Seattle	W109-107	23-19
Nov. 1	at Utah	W106-95	2-0	25	at Portland	W89-79	24-19
3	Portland	W89-80	3-0	27	Utah	L89-97	24-20
5	at Dallas	L98-107	3-1	29	Golden State	W111-107	25-20
6	San Antonio	W89-81	4-1	Feb. 1	at Indiana	W106-103	26-20
9	Milwaukee	W104-88	5-1	2	at Milwaukee	W91-83	27-20
11	at Charlotte	W85-82	6-1	4	at Minnesota	W92-86	28-20
13	at Memphis	L99-105	6-2	7	Cleveland	W92-77	29-20
14	L.A. Lakers	L90-93	6-3	9	Atlanta	W108-89	30-20
16	at San Antonio	L84-90	6-4	11	Portland	W95-83	31-20
17	Phoenix	L105-115	6-5	13	Sacramento	W89-87	32-20
21	Dallas	L94-100	6-6	19	at Cleveland	W93-85	33-20
23	at Miami	L91-98	6-7	21	Miami	W112-100	34-20
24	Denver	W109-81	7-7	22	at New Orleans	W100-80	35-20
26	at L.A. Clippers	W88-71	8-7	24	Chicago	W110-97	36-20
28	at Phoenix	W100-94	9-7	26	Washington	W94-69	37-20
29	at Golden State	L94-113	9-8	29	Memphis	W116-95	38-20
Dec. 1	at Sacramento	L99-107	9-9	Mar. 2	Denver	W103-89	39-20
5	Memphis	W105-92	10-9	5	Indiana	W117-99	40-20
7	at New Jersey	W96-89	11-9	6	at Dallas	W113-98	41-20
9	at Toronto	L80-93	11-10	8	New Orleans	W106-96	42-20
10	at Philadelphia	L88-100	11-11	10	New Jersey	W91-73	43-20
12	Detroit	W80-77	12-11	12	at Atlanta	W83-75	44-20
15	Dallas	L83-96	12-12	14	Charlotte	W89-80	45-20
19	Orlando	L92-97	12-13	16	L.A. Lakers	W104-92	46-20
20	at Denver	L111-112 (2OT)	12-14	18	Boston	L74-94	46-21
22	at Chicago	W116-98	13-14	19	at New Orleans	L69-90	46-22
23	at Detroit	L82-94	13-15	21	at Golden State	W109-106	47-22
28	at Memphis	W103-83	14-15	22	at Phoenix	L113-122	47-23
29	Toronto	W91-79	15-15	24	Sacramento	W108-100	48-23
31	Golden State	L95-112	15-16	26	Minnesota	W97-86	49-23
Jan. 2	at Boston	L93-97	15-17	30	at San Antonio	L88-109	49-24
4	at Orlando	W96-94	16-17	Apr. 1	at Sacramento	L98-99	49-25
5	New York	W103-91	17-17	3	at Portland	W95-86	50-25
8	at Washington	W92-84	18-17	4	at Seattle	W79-66	51-25
9	at New York	W101-92	19-17	6	at L.A. Clippers	W105-79	52-25
11	Minnesota	W113-82	20-17	9	Seattle	W103-80	53-25
13	New Orleans	L82-87	20-18	11	Phoenix	W101-90	54-25
15	Philadelphia	L107-111	20-19	13	at Denver	L94-111	54-26
19	San Antonio	W83-81	21-19	14	at Utah	L96-105	54-27
21	Seattle	W96-89	22-19	16	L.A. Clippers	W93-75	55-27

2008-2009 Houston Rockets

(53-29, 2nd Southwest)

Final Statistics

Player	G-S	Min	FGM-A	Pct.	3PM-A	Pct.	FTM-A	Pct.	Rebounds		PF-D	S	TO	B	TP	Avg.		
									O-D-Tot	Avg.								
Yao Ming	77-77	2589	566-1032	.548	1-1	1.000	381-440	.866	204-557-761	9.9	137	1.8	257-2	30	234	1514	19.7	
Ron Artest	69-65	2452	416-1037	.401	153-383	.399	196-262	.748	65-294-359	5.2	229	3.3	155-2	105	140	24	1181	17.1
Tracy McGrady	35-35	1181	188-485	.388	44-117	.376	125-156	.801	20-134-154	4.4	175	5.0	38-0	42	69	15	545	15.6
Luis Scola	82-82	2488	424-799	.531	0-3	.000	196-258	.760	200-520-720	8.8	123	1.5	261-2	68	123	11	1044	12.7
Rafer Alston	48-48	1591	193-522	.370	80-230	.348	86-109	.789	25-119-144	3.0	258	5.4	72-0	57	88	7	552	11.5
Aaron Brooks	80-35	1998	316-783	.404	113-309	.366	149-172	.866	33-124-157	2.0	238	3.0	152-1	46	125	8	894	11.2
Von Wafer	63-11	1225	229-512	.447	64-164	.390	88-117	.752	19-94-113	1.8	71	1.1	71-0	40	59	8	610	9.7
Carl Landry	69-0	1467	240-418	.574	1-3	.333	157-193	.813	124-219-343	5.0	39	0.6	166-0	26	68	31	638	9.2
Kyle Lowry (TOT)	77-21	1679	189-434	.435	25-98	.255	181-226	.801	26-163-189	2.5	275	3.6	146-1	69	117	17	584	7.6
Kyle Lowry (HOU)	28-0	608	77-162	.475	8-29	.276	52-65	.800	13-65-78	2.8	97	3.5	57-0	21	38	9	214	7.6
Shane Battier	60-59	2031	145-354	.410	91-237	.384	55-67	.821	52-233-285	4.8	137	2.3	114-0	48	49	54	436	7.3
Luther Head	22-4	322	39-101	.386	14-38	.368	14-16	.875	3-24-27	1.2	35	1.6	15-0	6	16	1	106	4.8
Brent Barry	56-1	857	70-172	.407	49-131	.374	19-20	.950	17-77-94	1.7	78	1.4	45-0	24	48	3	208	3.7
Brian Cook (TOT)	30-0	171	28-76	.368	13-30	.433	5-6	.833	7-25-32	1.1	5	0.2	26-0	3	13	3	74	2.5
Brian Cook (HOU)	9-0	25	5-16	.313	2-5	.400	0-0	—	1-4-5	0.6	1	0.1	3-0	0	2	3	12	1.3
Dikembe Mutombo	9-2	96	5-13	.385	0-0	—	6-9	.667	12-21-33	3.7	0	0.0	11-0	0	6	11	16	1.8
James White	4-0	11	3-5	.600	1-2	.500	0-0	—	0-0-0	0.0	1	0.3	2-0	1	3	1	7	1.8
Chuck Hayes	71-1	858	42-113	.372	0-4	.000	7-19	.368	74-176-250	3.5	42	0.6	134-2	34	25	19	91	1.3
Joey Dorsey	3-0	6	1-2	.500	0-0	—	0-0	—	0-1-1	0.3	1	0.3	0-0	0	0	0	2	0.7
ROCKETS	82	19805	2959-6526	.453	621-1656	.375	1531-1903	.805	862-2662-3524	43.0	1662	20.3	1553-9	548	1158	355	8070	98.4
OPPONENTS	82	19805	2991-6735	.444	464-1298	.357	1296-1730	.749	873-2399-3272	39.9	1620	19.8	1689-13	588	1012	435	7742	94.4

Date	Opponent	Score	Record	Date	Opponent	Score	Record
Oct. 29	Memphis	W82-71	1-0	19	Denver	W115-113	26-16
30	at Dallas	W112-102	2-0	21	Utah	W108-99	27-16
Nov. 1	Oklahoma City	W89-77	3-0	23	at Indiana	L102-107	27-17
4	Boston	L99-103	3-1	25	at Detroit	W108-105	28-17
6	at Portland	L99-101 (OT)	3-2	26	at New York	L98-104	28-18
7	at L.A. Clippers	W92-83	4-2	28	Philadelphia	L93-95	28-19
9	at L.A. Lakers	L82-111	4-3	31	Golden State	W110-93	29-19
12	at Phoenix	W94-82	5-3	Feb. 3	Chicago	W107-100	30-19
14	at San Antonio	L75-77	5-4	4	at Memphis	L93-104	30-20
15	New Orleans	W91-82	6-4	7	Minnesota	W107-90	31-20
17	at Oklahoma City	W100-89	7-4	9	at Milwaukee	L112-124	31-21
19	Dallas	L86-96	7-5	11	Sacramento	W94-82	32-21
21	at Washington	W103-91	8-5	17	New Jersey	W114-88	33-21
22	at Orlando	W100-95	9-5	20	Dallas	W93-86	34-21
24	at Miami	W107-98	10-5	22	Charlotte	W99-78	35-21
26	Indiana	L90-91	10-6	24	Portland	W98-94	36-21
29	San Antonio	W103-84	11-6	26	Cleveland	W93-74	37-21
30	at Denver	L94-104	11-7	28	at Chicago	L102-105	37-22
Dec. 3	L.A. Clippers	W103-96	12-7	Mar. 1	at Minnesota	W105-94	38-22
5	Golden State	W131-112	13-7	3	Toronto	W107-97	39-22
8	at Memphis	L97-109	13-8	4	at Utah	L94-101	39-23
9	Atlanta	W92-84	14-8	6	Phoenix	W116-112	40-23
12	at Golden State	W119-108	15-8	8	Memphis	W93-83	41-23
13	at L.A. Clippers	L82-95	15-9	9	at Denver	W97-95	42-23
16	Denver	W108-96	16-9	11	L.A. Lakers	L96-102	42-24
19	Sacramento	W107-96	17-9	13	at Charlotte	W91-86	43-24
20	at Minnesota	W109-102	18-9	14	San Antonio	L85-88	43-25
22	at New Jersey	W114-91	19-9	16	at New Orleans	W95-84	44-25
23	at Cleveland	L90-99	19-10	18	Detroit	W106-101 (2OT)	45-25
26	at New Orleans	L79-88	19-11	20	Minnesota	W107-88	46-25
27	Utah	W120-115 (2OT)	20-11	22	at San Antonio	W87-85	47-25
29	Washington	L87-89	20-12	24	at Utah	L86-99	47-26
31	Milwaukee	W85-81	21-12	28	L.A. Clippers	W110-93	48-26
Jan. 2	at Toronto	L73-94	21-13	Apr. 1	at Phoenix	L109-114	48-27
3	at Atlanta	L100-103	21-14	3	at L.A. Lakers	L81-93	48-28
6	at Philadelphia	L96-104	21-15	5	Portland	W102-88	49-28
7	at Boston	W89-85	22-15	7	Orlando	W93-83	50-28
9	at Oklahoma City	W98-96	23-15	9	at Sacramento	W115-98	51-28
10	New York	W96-76	24-15	10	at Golden State	W113-109	52-28
13	L.A. Lakers	L100-105	24-16	13	New Orleans	W86-66	53-28
17	Miami	W93-86	25-16	15	at Dallas	L84-95	53-29

2009-2010 Houston Rockets

(42-40, 3rd Southwest)

Final Statistics

Player	G-S	Min	FGM-A	Pct.	3PM-A	Pct.	FTM-A	Pct.	Rebounds		Avg.	A	Avg.	PF-D	S	TO	B	TP	Avg.
									O-D-Tot										
Kevin Martin (TOT)	46-43	1633	289-693	.417	70-210	.333	298-340	.876	29-135-164	3.6	111	2.4	96-0	46	92	6	946	20.6	
Kevin Martin (HOU)	24-22	859	154-354	.435	31-100	.310	171-185	.924	9-61-70	2.9	54	2.3	45-0	23	57	2	510	21.3	
Aaron Brooks	82-82	2919	575-1331	.432	209-525	.398	245-298	.822	54-161-215	2.6	434	5.3	199-1	69	232	14	1604	19.6	
Luis Scola	82-82	2671	560-1090	.514	1-5	.200	208-267	.779	175-530-705	8.6	169	2.1	246-2	63	163	26	1329	16.2	
Carl Landry	52-1	1415	302-552	.547	0-0	—	235-280	.839	122-164-286	5.5	40	0.8	146-1	28	86	46	839	16.1	
Trevor Ariza	72-71	2629	394-999	.394	136-407	.334	148-228	.649	78-325-403	5.6	276	3.8	162-0	126	161	40	1072	14.9	
Kyle Lowry	68-0	1651	184-464	.397	37-136	.272	215-260	.827	91-156-247	3.6	305	4.5	173-0	60	116	9	620	9.1	
Chase Budinger	74-4	1488	249-565	.441	92-249	.369	67-87	.770	38-182-220	3.0	88	1.2	85-0	34	48	11	657	8.9	
Shane Battler	67-62	2168	178-447	.398	101-279	.362	77-106	.726	74-238-312	4.7	164	2.4	139-0	53	64	76	534	8.0	
David Andersen	63-0	891	147-340	.432	27-78	.346	46-67	.687	54-154-208	3.3	44	0.7	119-0	15	37	12	367	5.8	
Jared Jeffries (TOT)	70-37	1794	138-314	.439	21-71	.296	75-120	.625	130-158-288	4.1	101	1.4	203-2	62	76	71	372	5.3	
Jared Jeffries (HOU)	18-0	332	36-84	.429	1-9	.111	15-27	.556	31-34-65	3.6	18	1.0	46-0	9	14	13	88	4.9	
Jordan Hill (TOT)	47-0	624	99-201	.493	0-2	.000	46-68	.676	76-99-175	3.7	20	0.4	92-0	14	30	21	244	5.2	
Jordan Hill (HOU)	23-0	372	58-109	.532	0-0	—	31-47	.660	44-70-114	5.0	13	0.6	55-0	4	18	12	147	6.4	
Garrett Temple	9-0	118	13-29	.448	3-12	.250	16-24	.667	2-12-14	1.6	7	0.8	16-0	4	14	4	45	5.0	
Chuck Hayes	82-82	1773	161-329	.489	0-0	—	36-66	.545	151-314-465	5.7	139	1.7	219-3	73	74	43	358	4.4	
Jermaine Taylor	31-4	303	45-119	.378	5-22	.227	33-46	.717	21-25-46	1.5	16	0.5	15-0	10	19	3	128	4.1	
Tracy McGrady	6-0	46	7-19	.368	1-2	.500	4-6	.667	0-5-5	0.8	6	1.0	2-0	0	1	2	19	3.2	
Mike Harris (TOT)	13-0	96	11-30	.367	0-1	.000	7-11	.636	10-14-24	1.8	3	0.2	14-0	5	9	1	29	2.2	
Mike Harris (HOU)	8-0	82	10-27	.370	0-1	.000	5-9	.556	9-11-20	2.5	3	0.4	10-0	4	9	1	25	3.1	
Hilton Armstrong (TOT)	33-0	335	28-79	.354	0-1	.000	15-32	.469	27-54-81	2.5	21	0.6	59-1	15	22	12	71	2.2	
Hilton Armstrong (HOU)	9-0	40	5-17	.294	0-1	.000	0-2	.000	5-1-6	0.7	3	0.3	10-0	5	5	0	10	1.1	
Joey Dorsey	7-0	54	5-11	.455	0-0	—	1-2	.500	11-14-25	3.6	2	0.3	12-0	2	4	1	11	1.6	
Brian Cook	15-0	44	7-23	.304	2-9	.222	5-7	.714	1-8-9	0.6	1	0.1	5-0	0	6	2	21	1.4	
Pops Mensah-Bonsu	4-0	13	1-4	.250	0-0	—	3-6	.500	1-3-4	1.0	1	0.3	3-0	1	0	1	5	1.3	
Will Conroy	5-0	36	3-10	.300	0-3	.000	0-2	.000	0-3-3	0.6	7	1.4	5-0	0	4	0	6	1.2	
ROCKETS	82	19905	3094-6923	.447	646-1838	.351	1561-2022	.772	971-2471-3442	42.0	1790	21.8	1712-7	583	1188	318	8395	102.4	
OPPONENTS	82	19905	3236-6810	.475	489-1344	.364	1464-1917	.764	875-2632-3507	42.8	1716	20.9	1840-21	597	1207	532	8425	102.7	

Date	Opponent	Score	Record	Date	Opponent	Score	Record
Oct. 27	at Portland	L87-96	0-1	22	at San Antonio	W116-109	24-18
28	at Golden State	W108-107	1-1	23	Chicago	L97-104	24-19
31	Portland	W111-107	2-1	25	Atlanta	L95-102	24-20
Nov. 2	at Utah	W113-96	3-1	27	Denver	L92-97	24-21
4	L.A. Lakers	L102-103 (OT)	3-2	29	Portland	W104-100	25-21
6	Oklahoma City	W105-94	4-2	31	Phoenix	L111-115 (OT)	25-22
10	at Dallas	L103-121	4-3	Feb. 2	Golden State	W119-97	26-22
11	Memphis	W104-79	5-3	5	at Memphis	W101-83	27-22
13	at Sacramento	L100-109	5-4	6	Philadelphia	L95-102	27-23
15	at L.A. Lakers	W101-91	6-4	9	at Miami	L66-99	27-24
17	Phoenix	L105-111	6-5	16	Utah	L95-104	27-25
18	at Minnesota	W97-84	7-5	17	at Milwaukee	W127-99	28-25
20	at Atlanta	L103-105	7-6	20	Indiana	L115-125	28-26
21	Sacramento	W113-106	8-6	21	at New Orleans	L94-102	28-27
25	Dallas	L99-130	8-7	24	Orlando	L92-110	28-28
27	San Antonio	L84-92	8-8	26	San Antonio	W109-104	29-28
29	at Oklahoma City	W100-91	9-8	27	at Utah	L110-133	29-29
Dec. 2	at L.A. Clippers	W102-85	10-8	Mar. 1	Toronto	W116-92	30-29
3	at Golden State	W111-109	11-8	3	Sacramento	L81-84	30-30
5	at Portland	L89-90	11-9	6	at Minnesota	W112-98	31-30
9	Cleveland	W95-85	12-9	7	at Detroit	L107-110 (OT)	31-31
11	at Philadelphia	W96-91	13-9	9	at Washington	W96-88	32-31
13	at Toronto	L88-101	13-10	13	New Jersey	W116-108	33-31
15	Detroit	W107-96	14-10	15	Denver	W125-123	34-31
16	at Denver	L101-111	14-11	17	Memphis	W107-94	35-31
18	at Dallas	W116-108 (OT)	15-11	19	Boston	L87-94	35-32
19	Oklahoma City	W95-90	16-11	21	at New York	W116-112	36-32
22	L.A. Clippers	W108-99	17-11	22	at Chicago	L88-98	36-33
23	at Orlando	L87-102	17-12	24	at Oklahoma City	L104-122	36-34
26	at New Jersey	W98-93	18-12	25	L.A. Clippers	L93-99	36-35
27	at Cleveland	L83-108	18-13	27	L.A. Lakers	L101-109	36-36
29	New Orleans	W108-100	19-13	30	Washington	W98-94	37-36
31	Dallas	W97-94	20-13	31	at San Antonio	L102-119	37-37
Jan. 2	at New Orleans	L95-99	20-14	Apr. 2	at Boston	W119-114 (OT)	38-37
5	at L.A. Lakers	L79-88	20-15	4	at Indiana	L102-133	38-38
6	at Phoenix	L110-118	20-16	6	at Memphis	W113-103	39-38
9	New York	W105-96	21-16	7	Utah	W113-96	40-38
12	at Charlotte	L94-102	21-17	9	Charlotte	W97-90	41-38
13	Minnesota	W120-114 (3OT)	22-17	11	at Phoenix	L106-116	41-39
15	Miami	L106-115	22-18	12	at Sacramento	W117-107	42-39
18	Milwaukee	W101-98 (OT)	23-18	14	New Orleans	L115-123	42-40

History

2010-2011 Houston Rockets

(43-39, 5th Southwest)

Final Statistics

Player	G-S	Min	FGM-A	Pct.	3PM-A	Pct.	FTM-A	Pct.	Rebounds		A	Avg.	PF-D	S	TO	B	TP	Avg.
									O-D-Tot	Avg.								
Kevin Martin	80-80	2603	553-1267	.436	176-459	.383	594-669	.888	28-230-258	3.2	198	2.5	155-1	80	184	15	1876	23.5
Luis Scola	74-74	2412	569-1129	.504	0-3	.000	214-290	.738	147-459-606	8.2	185	2.5	227-4	48	147	44	1352	18.3
Kyle Lowry	75-71	2563	345-809	.426	129-343	.376	192-251	.765	89-220-309	4.1	500	6.7	207-0	102	158	23	1011	13.5
Aaron Brooks	34-7	811	134-387	.346	48-169	.284	78-83	.940	11-40-51	1.5	129	3.8	69-3	21	55	2	394	11.6
Yao Ming	5-5	91	18-37	.486	0-0	—	15-16	.938	7-20-27	5.4	4	0.8	13-1	0	7	8	51	10.2
Chase Budinger	78-22	1738	279-656	.425	89-274	.325	118-138	.855	52-229-281	3.6	127	1.6	114-0	41	67	18	765	9.8
Shane Battier	59-59	1818	186-408	.456	88-225	.391	49-76	.645	58-223-281	4.8	153	2.6	127-1	53	63	71	509	8.6
Courtney Lee	81-1	1723	253-576	.439	71-174	.408	95-120	.792	51-158-209	2.6	100	1.2	102-0	58	68	18	672	8.3
Chuck Hayes	74-63	2079	244-463	.527	0-2	.000	94-142	.662	219-380-599	8.1	202	2.7	200-0	79	86	49	582	7.9
Goran Dragic (TOT)	70-5	1234	192-441	.435	56-155	.361	83-133	.624	36-106-142	2.0	204	2.9	125-0	50	117	10	523	7.5
Goran Dragic (HOU)	22-3	378	59-125	.472	28-54	.519	24-36	.667	12-44-56	2.5	55	2.5	35-0	14	21	4	170	7.7
Brad Miller	60-5	1015	132-296	.446	40-107	.374	78-94	.830	44-178-222	3.7	145	2.4	98-0	28	54	21	382	6.4
Patrick Patterson	52-6	868	149-267	.558	0-2	.000	30-42	.714	86-114-200	3.8	41	0.8	77-0	17	31	37	328	6.3
Jordan Hill	72-11	1125	173-352	.491	0-2	.000	60-85	.706	128-178-306	4.3	29	0.4	157-1	14	62	52	406	5.6
Terrence Williams (TOT)	21-0	290	43-115	.374	6-22	.273	14-21	.667	4-47-51	2.4	38	1.8	25-0	9	33	0	106	5.0
Terrence Williams (HOU)	11-0	84	14-42	.333	2-10	.200	9-11	.818	1-14-15	1.4	7	0.6	4-0	4	8	0	39	3.5
Jermaine Taylor	8-0	77	16-32	.500	2-5	.400	5-6	.833	1-8-9	1.1	2	0.3	4-0	2	6	2	39	4.9
Ishmael Smith	28-3	329	32-83	.386	3-8	.375	7-10	.700	6-36-42	1.5	64	2.3	26-0	13	26	2	74	2.6
Mike Harris	4-0	16	3-6	.500	0-0	—	2-4	.500	2-3-5	1.3	1	0.3	2-0	0	1	1	8	2.0
Jared Jeffries	18-0	138	11-36	.306	1-6	.167	4-10	.400	20-15-35	1.9	11	0.6	21-0	7	4	3	27	1.5
Hasheem Thabeet (TOT)	47-0	373	17-40	.425	0-0	—	19-35	.543	24-51-75	1.6	4	0.1	76-0	9	17	16	53	1.1
Hasheem Thabeet (HOU)	2-0	4	0-1	.000	0-0	—	0-0	—	0-0-0	0.0	0	0.0	3-0	0	0	1	0	0.0
Marcus Cousin (TOT)	4-0	18	2-3	.667	0-0	—	0-0	—	0-3-3	0.8	0	0.0	1-0	0	1	1	4	1.0
DeMarre Carroll (TOT)	12-0	50	4-12	.333	0-0	—	2-2	1.000	2-6-8	0.7	4	0.3	5-0	1	0	1	10	0.8
DeMarre Carroll (HOU)	5-0	11	0-3	.000	0-0	—	0-0	—	0-0-0	0.0	2	0.4	0-0	0	0	0	0	0.0
ROCKETS	82	19880	3170-6975	.454	677-1843	.367	1668-2083	.801	962-2549-3511	42.8	1955	23.8	1641-11	581	1110	371	8685	105.9
OPPONENTS	82	19880	3266-6979	.468	448-1250	.358	1526-1954	.781	955-2552-3507	42.8	1707	20.8	1754-8	588	1125	449	8506	103.7

Date	Opponent	Score	Record	Date	Opponent	Score	Record
Oct. 26	at L.A. Lakers	L110-112	0-1	17	Milwaukee	W93-84	19-23
27	at Golden State	L128-132	0-2	19	New York	W104-89	20-23
30	Denver	L94-107	0-3	21	at Memphis	L110-115	20-24
Nov. 3	New Orleans	L99-107	0-4	22	Orlando	L104-118	20-25
6	at San Antonio	L121-124 (OT)	0-5	24	at Minnesota	W129-125	21-25
7	Minnesota	W120-94	1-5	26	L.A. Clippers	W96-83	22-25
10	at Washington	L91-98	1-6	27	at Dallas	L106-111	22-26
12	at Indiana	W102-99	2-6	29	at San Antonio	L95-108	22-27
14	at New York	W104-96	3-6	Feb. 1	at L.A. Lakers	L106-114 (OT)	22-28
16	Chicago	L92-95	3-7	2	at Utah	W97-96	23-28
17	at Oklahoma City	L99-116	3-8	5	Memphis	W95-93 (OT)	24-28
19	at Toronto	L96-106	3-9	7	at Denver	W108-103	25-28
22	Phoenix	L116-123	3-10	8	Minnesota	L108-112	25-29
24	Golden State	W111-101	4-10	12	Dallas	L102-106	25-30
26	at Charlotte	L89-99	4-11	14	Denver	W121-102	26-30
28	Oklahoma City	W99-98	5-11	16	Philadelphia	L105-114	26-31
29	at Dallas	L91-101	5-12	22	at Detroit	W108-100	27-31
Dec. 1	L.A. Lakers	W109-99	6-12	23	at Cleveland	W124-119	28-31
3	at Memphis	W127-111	7-12	26	New Jersey	W123-108	29-31
4	at Chicago	L116-119 (OT)	7-13	27	at New Orleans	W91-89	30-31
7	Detroit	W97-83	8-13	Mar. 1	at Portland	W103-87	31-31
10	at Milwaukee	L91-97	8-14	2	at L.A. Clippers	L103-106	31-32
11	Cleveland	W110-95	9-14	5	Indiana	W112-95	32-32
14	Sacramento	W118-105	10-14	7	at Sacramento	W123-101	33-32
15	at Oklahoma City	L105-117	10-15	8	at Phoenix	L110-113	33-33
17	Memphis	W103-87	11-15	12	San Antonio	L107-115	33-34
19	at Sacramento	W102-93	12-15	14	Phoenix	W95-93	34-34
20	at Golden State	W121-112	13-15	16	Charlotte	W94-78	35-34
22	at L.A. Clippers	W97-92	14-15	18	Boston	W93-77	36-34
27	Washington	W100-93	15-15	20	Utah	W110-108	37-34
29	Miami	L119-125	15-16	23	Golden State	W131-112	38-34
31	Toronto	W114-105	16-16	27	at Miami	L119-125	38-35
Jan. 2	at Portland	L85-100	16-17	29	at New Jersey	W112-87	39-35
3	at Denver	L106-113	16-18	30	at Philadelphia	L97-108	39-36
5	Portland	L100-103	16-19	Apr. 1	San Antonio	W119-114 (OT)	40-36
7	at Orlando	L95-110	16-20	3	Atlanta	W114-109	41-36
8	Utah	L99-103 (OT)	16-21	5	Sacramento	L101-104	41-37
10	at Boston	W108-102	17-21	6	at New Orleans	L93-101	41-38
12	Oklahoma City	L112-118	17-22	9	L.A. Clippers	W99-78	42-38
14	New Orleans	L105-110 (OT)	17-23	11	Dallas	L91-98 (OT)	42-39
15	at Atlanta	W112-106	18-23	13	at Minnesota	W121-102	43-39

2011-2012 Houston Rockets

(34-32, 4th Southwest)

Final Statistics

Player	G-S	Min	FGM-A	Pct.	3PM-A	Pct.	FTM-A	Pct.	Rebounds									
									O-D-Tot	Avg.	A	Avg.	PF-D	S	TO	B	TP	Avg.
Kevin Martin	40-40	1264	222-537	.413	78-225	.347	160-179	.894	13-93-106	2.7	110	2.8	70-0	28	70	3	682	17.1
Luis Scola	66-66	2067	436-888	.491	0-3	.000	153-198	.773	122-306-428	6.5	140	2.1	214-1	35	153	24	1025	15.5
Kyle Lowry	47-38	1510	210-513	.409	79-211	.374	171-198	.864	37-176-213	4.5	310	6.6	133-0	73	130	14	670	14.3
Goran Dragic	66-28	1752	277-600	.462	68-202	.337	153-190	.805	53-115-168	2.5	351	5.3	166-1	85	157	10	775	11.7
Courtney Lee	58-26	1757	251-580	.433	87-217	.401	71-86	.826	26-133-159	2.7	88	1.5	106-1	68	64	22	660	11.4
Chase Budinger	58-9	1298	208-471	.442	88-219	.402	54-70	.771	38-179-217	3.7	74	1.3	65-0	29	55	7	558	9.6
Chandler Parsons	63-57	1804	248-549	.452	60-178	.337	43-78	.551	90-210-300	4.8	134	2.1	142-1	73	81	29	599	9.5
Patrick Patterson	64-1	1483	225-511	.440	0-3	.000	40-57	.702	112-174-286	4.5	53	0.8	113-0	27	49	36	490	7.7
Samuel Dalembert	65-45	1446	200-395	.506	0-1	.000	90-113	.796	158-298-456	7.0	33	0.5	162-2	37	82	111	490	7.5
Jordan Hill	32-7	469	68-135	.504	0-3	.000	25-39	.641	47-108-155	4.8	14	0.4	60-0	9	24	21	161	5.0
Earl Boykins	8-0	111	12-36	.333	2-9	.222	13-15	.867	0-11-11	1.4	17	2.1	5-0	1	7	0	39	4.9
Marcus Camby (TOT)	59-53	1352	128-287	.446	2-5	.400	29-64	.453	157-373-530	9.0	107	1.8	126-0	50	57	85	287	4.9
Marcus Camby (HOU)	19-13	458	61-126	.484	2-5	.400	11-26	.423	52-124-176	9.3	32	1.7	38-0	17	10	29	135	7.1
Terrence Williams	12-0	181	20-57	.351	8-19	.421	6-12	.500	2-26-28	2.3	10	0.8	16-0	4	10	1	54	4.5
Courtney Fortson (TOT)	10-0	95	11-32	.344	3-13	.231	10-15	.667	6-9-15	1.5	10	1.0	5-0	3	10	0	35	3.5
Courtney Fortson (HOU)	6-0	49	6-20	.300	2-9	.222	4-6	.667	2-5-7	1.2	5	0.8	2-0	3	5	0	18	3.0
Jonny Flynn	11-0	135	12-41	.293	2-9	.222	11-14	.786	1-7-8	0.7	28	2.5	8-0	3	9	1	37	3.4
Jeff Adrien	8-0	63	7-16	.438	0-0	—	7-12	.583	5-17-22	2.8	1	0.1	13-0	0	2	2	21	2.6
Marcus Morris	17-0	126	16-54	.296	2-17	.118	6-8	.750	5-11-16	0.9	3	0.2	12-0	2	4	2	40	2.4
Greg Smith	8-0	69	7-11	.636	0-0	—	0-0	—	5-15-20	2.5	1	0.1	17-0	2	1	5	14	1.8
Hasheem Thabeet	5-0	23	3-3	1.000	0-0	—	0-0	—	1-6-7	1.4	0	0.0	5-0	0	0	2	6	1.2
Malcolm Thomas (TOT)	3-0	15	0-3	.000	0-0	—	1-2	.500	1-2-3	1.0	1	0.3	0-0	1	0	1	1	0.3
ROCKETS	66	16065	2489-5543	.449	478-1330	.359	1018-1301	.782	769-2014-2783	42.2	1404	21.3	1347-6	496	955	319	6474	98.1
OPPONENTS	66	16065	2474-5427	.456	369-1136	.325	1142-1490	.766	729-2027-2756	41.8	1321	20.0	1215-4	495	972	340	6459	97.9

Date	Opponent	Score	Record	Date	Opponent	Score	Record
Dec. 26	at Orlando	L95-104	0-1	22	Philadelphia	W93-87	20-14
29	San Antonio	W105-85	1-1	28	Toronto	W88-85	21-14
30	at Memphis	L93-113	1-2	29	at Utah	L83-104	21-15
31	Atlanta	W95-84	2-2	Mar. 2	Denver	L105-117	21-16
Jan. 3	at L.A. Lakers	L99-108	2-3	4	L.A. Clippers	L103-105 (OT)	21-17
4	at L.A. Clippers	L89-117	2-4	6	at Boston	L92-97 (OT)	21-18
6	at Oklahoma City	L94-109	2-5	7	at Toronto	L98-116	21-19
7	Oklahoma City	L95-98	2-6	10	at New Jersey	W112-106	22-19
10	at Charlotte	W82-70	3-6	11	at Cleveland	L107-118	22-20
11	at San Antonio	L95-101 (OT)	3-7	13	at Oklahoma City	W104-103	23-20
13	Sacramento	W103-89	4-7	14	Charlotte	W107-87	24-20
14	Portland	W107-105 (OT)	5-7	17	at L.A. Clippers	L91-95	24-21
16	at Washington	W114-106	6-7	18	at Phoenix	L86-99	24-22
17	Detroit	W97-80	7-7	20	L.A. Lakers	W107-104	25-22
19	New Orleans	W90-88 (OT)	8-7	22	Golden State	W109-83	26-22
21	San Antonio	W105-102	9-7	24	Dallas	L99-101 (OT)	26-23
23	at Minnesota	W107-92	10-7	26	Sacramento	W113-106 (OT)	27-23
25	Milwaukee	L99-105	10-8	27	at Dallas	L81-90	27-24
27	Washington	W103-76	11-8	30	Memphis	W98-89	28-24
28	New York	W97-84	12-8	Apr. 1	Indiana	L102-104 (OT)	28-25
30	Minnesota	L108-120	12-9	2	at Chicago	W99-93	29-25
Feb. 1	at San Antonio	L91-99	12-10	6	at L.A. Lakers	W112-107	30-25
3	Phoenix	W99-81	13-10	8	at Sacramento	W104-87	31-25
4	at Minnesota	L91-100	13-11	9	at Portland	W94-89	32-25
6	at Denver	W99-90	14-11	11	Utah	L91-103	32-26
8	at Portland	W103-96	15-11	13	Phoenix	L105-112	32-27
9	at Phoenix	W96-89	16-11	15	at Denver	L86-101	32-28
12	at Golden State	L97-106	16-12	16	Denver	L102-105	32-29
14	at Memphis	L83-93	16-13	18	at Dallas	L110-117	32-30
15	Oklahoma City	W96-95	17-13	19	at New Orleans	L99-105 (OT)	32-31
17	Minnesota	L98-111	17-14	21	Golden State	W99-96	33-31
19	Utah	W101-85	18-14	22	at Miami	L88-97	33-32
20	Memphis	W97-93	19-14	26	New Orleans	W84-77	34-32

History

2012-2013 Houston Rockets

(45-37, 3rd Southwest)

Final Statistics

PLAYER	G-GS	MIN	FIELD GOALS		3-POINT FG		FT-FTA	PCT	REBOUNDS			AST	PF-DQ	STL	TO	BLK	PTS	AVG
			FG-FGA	PCT	FG-FGA	PCT			OFF	DEF	TOT							
James Harden	78-78	2985	585-1337	.438	179-486	.368	674-792	.851	62	317	379	455	178-0	142	295	38	2023	25.9
Chandler Parsons	76-76	2758	456-939	.486	152-395	.385	113-155	.729	79	325	404	269	148-0	75	147	32	1177	15.5
Jeremy Lin	82-82	2640	396-897	.441	87-257	.339	216-275	.785	32	215	247	497	205-2	134	236	29	1095	13.4
Patrick Patterson	47-38	1219	236-455	.519	35-96	.365	37-49	.755	73	148	221	51	90-0	18	42	27	544	11.6
Carlos Delfino	67-5	1689	251-620	.405	158-421	.375	48-56	.857	18	202	220	135	114-0	68	72	9	708	10.6
Omer Asik	82-82	2464	332-614	.541	0-1	.000	168-299	.562	275	681	956	75	223-2	46	173	87	832	10.1
Marcus Morris	54-17	1154	171-400	.428	74-194	.381	49-75	.653	63	156	219	47	120-1	27	53	16	465	8.6
Toney Douglas	49-0	913	139-352	.395	61-162	.377	60-68	.882	23	67	90	93	103-0	40	56	2	399	8.1
Aaron Brooks (HOU)	7-0	38	4-13	.308	2-7	.286	0-0	—	1	1	2	6	5-0	1	4	3	10	1.4
Greg Smith	70-10	1110	170-274	.620	0-1	.000	81-130	.623	111	210	321	25	175-1	18	41	40	421	6.0
Donatas Motiejunas	44-14	538	97-213	.455	24-83	.289	32-51	.627	36	57	93	31	73-0	7	37	10	250	5.7
Patrick Beverley	41-0	713	79-189	.418	36-96	.375	34-41	.829	45	64	109	117	83-0	37	44	21	228	5.6
Francisco Garcia (hou)	18-5	319	41-95	.432	27-70	.386	6-7	.857	1	22	23	20	22-0	14	12	7	115	6.4
Terrence Jones	19-0	276	43-94	.457	5-19	.263	13-17	.765	28	37	65	15	21-0	12	13	19	104	5.5
Thomas Robinson	19-0	247	35-78	.449	0-1	.000	16-38	.421	30	47	77	10	29-0	16	23	5	86	4.5
James Anderson	29-2	307	41-101	.406	16-49	.327	17-19	.895	15	43	58	33	18-0	12	18	3	115	4.0
Daequan Cook	16-1	165	21-59	.356	11-30	.367	2-3	.667	5	13	18	10	13-0	6	6	2	55	3.4
Cole Aldrich	30-0	213	23-43	.535	0-0	—	4-9	.444	12	45	57	6	41-0	3	14	9	50	1.7
Scott Machado	6-0	21	3-6	.500	0-1	.000	2-2	1.000	0	1	1	6	0-0	2	8	0	8	1.3
Tim Ohlbrecht	3-0	12	1-3	.333	0-0	—	1-1	1.000	0	1	1	1	1-0	1	4	0	3	1.0
ROCKETS	82	19780	3124-6782	.461	867-2369	.366	1573-2087	.754	909	2652	3561	1902	1662-6	679	1348	359	8688	106.0
OPPONENTS	82	19780	3184-7007	.454	661-1798	.368	1374-1771	.776	876	2539	3415	1858	1674-7	693	1210	498	8403	102.5

Date	Opponent	Score	Record	Date	Opponent	Score	Record
Oct. 31	at Detroit	W105-96	1-0	19	at Minnesota	L79-92	21-21
Nov. 2	at Atlanta	W109-102	2-0	21	at Charlotte	W100-94	22-21
3	Portland	L85-95 OT	2-1	23	Denver	L95-105	22-22
7	Denver	L87-93	2-2	25	at New Orleans	W100-82	23-22
9	at Memphis	L85-93	2-3	26	Brooklyn	W119-106	24-22
10	Detroit	W96-82	3-3	28	at Utah	W125-80	25-22
12	Miami	L110-113	3-4	30	at Denver	L110-118	25-23
14	New Orleans	W100-96	4-4	Feb. 2	Charlotte	W109-95	26-23
16	at Portland	L117-119 OT	4-5	5	Golden State	W140-109	27-23
18	at LA Lakers	L108-119	4-6	6	at Miami	L108-114	27-24
19	at Utah	L91-102	4-7	8	Portland	W118-103	28-24
21	Chicago	W93-89	5-7	10	at Sacramento	L111-117	28-25
23	New York	W131-103	6-7	12	at Golden State	W116-107	29-25
27	Toronto	W117-101	7-7	13	at LA Clippers	L96-106	29-26
28	at Oklahoma City	L98-120	7-8	20	Oklahoma City	W122-119	30-26
Dec. 1	Utah	W124-116	8-8	22	at Brooklyn	W106-96	31-26
4	LA Lakers	W107-105	9-8	23	at Washington	L103-105	31-27
7	at San Antonio	L92-114	9-9	27	Milwaukee	L107-110	31-28
8	Dallas	L109-116	9-10	Mar. 1	at Orlando	W118-110	32-28
10	San Antonio	L126-134 OT	9-11	3	Dallas	W136-103	33-28
12	Washington	W99-93	10-11	6	at Dallas	L108-112	33-29
14	Boston	W101-89	11-11	8	at Golden State	W94-88	34-29
16	at Toronto	L96-103	11-12	9	at Phoenix	L105-107	34-30
17	at New York	W109-96	12-12	13	Phoenix	W111-81	35-30
19	Philadelphia	W125-103	13-12	15	Minnesota	W108-100	36-30
22	Memphis	W121-96	14-12	17	Golden State	L78-108	36-31
25	at Chicago	W120-97	15-12	20	Utah	W100-93	37-31
26	at Minnesota	W87-84	16-12	22	Cleveland	W116-78	38-31
28	at San Antonio	L116-122	16-13	24	San Antonio	W96-95	39-31
29	Oklahoma City	L94-124	16-14	27	Indiana	L91-100	39-32
31	Atlanta	W123-104	17-14	29	at Memphis	L94-103	39-33
Jan. 2	New Orleans	W104-92	18-14	30	LA Clippers	W98-81	40-33
4	at Milwaukee	W115-101	19-14	Apr. 1	Orlando	W111-103	41-33
5	at Cleveland	W112-104	20-14	3	at Sacramento	W112-102	42-33
8	LA Lakers	W125-112	21-14	5	at Portland	W116-98	43-33
9	at New Orleans	L79-88	21-15	6	at Denver	L114-132	43-34
11	at Boston	L91-103	21-16	9	Phoenix	W101-98	44-34
12	at Philadelphia	L100-107	21-17	12	Memphis	L78-82	44-35
15	LA Clippers	L109-117	21-18	14	Sacramento	W121-100	45-35
16	at Dallas	L100-105	21-19	15	at Phoenix	L112-119	45-36
18	at Indiana	L95-105	21-20	17	at LA Lakers	L95-99 OT	45-37

Rockets All-Time Roster

All players who participated in a minimum of one regular season game are listed. Including current team members, 323 players have played for the Rockets. Another 11 players (Marqus Blakely, Marcus Cousin, Derek Fisher, Gerald Fitch, Dion Glover, Tyler Honeycutt, Alexander Johnson, Tod Murphy, Diamon Simpson, Malcolm Thomas and Royce White) were on the roster (DNP-CD, inactive list) or on the injured list and never played in a game. Information in parentheses is: round, year, team and number of selection in the NBA Draft. Capitalized names indicate active players.

Zaid Abdul-Aziz (Don Smith) #6, #35, #27

Iowa State '68 (1st, 1968, Cincinnati, 5th)

Born Apr. 7, 1946 in Brooklyn, NY; 6-foot-9, 235 pounds. With Rockets: 1972-75; 1977-78; also played for Cincinnati 1968-69; Milwaukee 1968-70; Seattle 1970-72, 1975-76; Buffalo 1976-78

Seasons	G	MIN	FGM-A	PCT	3FTM-A	PCT	FTM-A	PCT	Rebounds			AST	PF-D	ST	BL	PTS	AVG	HI
									OFF	DEF	TOT							
HOU - 4	206	4943	740-1692	.437	-	-	486-625	.778	426	1020	1750	310	488-6	119	180	1966	9.5	27
Playoffs																		
HOU - 1	6	68	12-31	.387	-	-	2-5	.400	7	10	17	3	5-0	1	3	26	4.3	14

Mark Acres #42

Oral Roberts '85 (2nd, 1985, Dallas, 40th)

Born Nov. 15, 1962 in Inglewood, CA; 6-foot-11, 225 pounds. With Rockets: 1992-93; also played for Boston 1987-89; Orlando 1989-92; Washington 1992-93

Seasons	G	MIN	FGM-A	PCT	3FTM-A	PCT	FTM-A	PCT	Rebounds			AST	PF-D	ST	BL	PTS	AVG	HI
									OFF	DEF	TOT							
HOU - 1	6	23	2-9	.222	1-2	.500	1-2	.500	2	4	6	0	2-0	0	0	6	1.0	3

Charles "Bud" Acton #24

Hillsdale '66 (Signed Free Agent, ROCKETS; Sept. 1, 1967)

Born Jan. 11, 1942; 6-foot-6, 210 pounds. With Rockets: 1967-68

Seasons	G	MIN	FGM-A	PCT	3FTM-A	PCT	FTM-A	PCT	Rebounds			AST	PF-D	ST	BL	PTS	AVG	HI
									OFF	DEF	TOT							
SD - 1	23	195	29-74	.392	-	-	19-29	.655	-	-	47	11	35-0	-	-	77	3.3	12

Don Adams #32, #10

Northwestern '70 (8th, 1970, ROCKETS, 120th)

Born Nov. 27, 1947 in Atlanta, GA; 6-foot-7, 210 pounds. With Rockets: 1970-72; also played for Atlanta 1971-73; Detroit 1972-75; Buffalo 1975-77; St. Louis (ABA) 1974-76

Seasons	G	MIN	FGM-A	PCT	3FTM-A	PCT	FTM-A	PCT	Rebounds			AST	PF-D	ST	BL	PTS	AVG	HI
									OFF	DEF	TOT							
SD - 2	85	2415	397-976	.407	-	-	156-214	.729	-	-	589	176	351-12	-	-	950	11.2	3

Rick Adelman #12

Loyola Marymount '68 (7th, 1968, ROCKETS, 79th)

Born June 16, 1946 in Lynwood, CA; 6-foot-2, 179 pounds. With Rockets: 1968-70; also played for Portland 1970-73; Chicago 1973-75; New Orleans 1974-75; Kansas City 1974-75; head coach Portland 1988-94; head coach Golden State 1995-97; head coach Sacramento 1998-2006; head coach Rockets 2007-11; head coach Minnesota 2011-14

Seasons	G	MIN	FGM-A	PCT	3FTM-A	PCT	FTM-A	PCT	Rebounds			AST	PF-D	ST	BL	PTS	AVG	HI
									OFF	DEF	TOT							
SD - 2	112	2165	273-696	.392	-	-	199-295	.675	-	-	297	351	248-1	-	-	745	6.7	23
Playoffs																		
SD - 1	6	187	24-53	.453	-	-	22-37	.595	-	-	15	29	18-0	-	-	70	11.7	26

JEFF ADRIEN #8

Connecticut '09 (Signed Free Agent, Golden State; Sept. 24, 2010)

Born February 10, 1986 in Naples, FL; 6-foot-7, 243 pounds. With Rockets: 2011-12; also played Golden State 2010-11

Seasons	G	MIN	FGM-A	PCT	3FTM-A	PCT	FTM-A	PCT	Rebounds			AST	PF-D	ST	BL	PTS	AVG	HI
									OFF	DEF	TOT							
HOU - 1	8	63	7-16	.438	0-0	-	7-12	.583	5	17	22	1	13-0	0	2	21	2.6	7

COLE ALDRICH #31

Kansas '10 (1st, 2010, New Orleans, 11th)

Born Oct. 31, 1988 in Burnsville, MN; 6-foot-11, 240 pounds. With Rockets: 2012-13; also played for Oklahoma City 2010-12; Sacramento 2012-13

Seasons	G	MIN	FGM-A	PCT	3FTM-A	PCT	FTM-A	PCT	Rebounds			AST	PF-D	ST	BL	PTS	AVG	HI
									OFF	DEF	TOT							
HOU - 1	30	213	23-43	.535	0-0	-	4-9	.444	12	45	57	6	41-0	3	9	50	1.7	6

Rafer Alston #12

Fresno State '98 (2nd, 1998, Milwaukee, 39th)

Born July 24, 1976 in Queens, NY; 6-foot-2, 175 pounds. With Rockets: 2005-09; also played for Milwaukee 1999-02; Toronto 2002-03, 2004-05; Miami 2003-04, 2009-10; Orlando 2008-09; New Jersey 2009-10

Seasons	G	MIN	FGM-A	PCT	3FTM-A	PCT	FTM-A	PCT	Rebounds			AST	PF-D	ST	BL	PTS	AVG	HI
									OFF	DEF	TOT							
HOU - 4	267	9588	1220-3204	.381	517-1478	.350	413-566	.730	118	823	941	1519	600-6	385	50	3370	12.6	31
Playoffs																		
HOU - 2	11	435	46-122	.377	27-75	.360	14-18	.778	8	46	54	53	30-0	17	3	133	12.1	20

David Andersen #13

Australia '02 (2nd, 2002, Atlanta, 37th)

Born June 23, 1980 in Carlton, Australia; 6-foot-11, 245 pounds. With Rockets: 2009-10; also played for Toronto 2010-11; New Orleans 2010-11

Seasons	G	MIN	FGM-A	PCT	3FTM-A	PCT	FTM-A	PCT	Rebounds			AST	PF-D	ST	BL	PTS	AVG	HI
									OFF	DEF	TOT							
HOU - 1	63	891	147-340	.432	27-78	.346	46-67	.687	54	154	208	44	119-0	15	12	367	5.8	19

Rockets All-Time Roster

Derek Anderson #8

Kentucky '97 (1st, 1997, Cleveland, 13th)

Born July 18, 1974 in Louisville, KY; 6-foot-5, 195 pounds. With Rockets: 2005-06; also played for Cleveland 1997-99; L.A. Clippers 1999-00; San Antonio 2000-01; Portland 2001-05; Miami 2005-06; Charlotte 2006-08

Seasons	G	MIN	FGM-A	PCT	3FTM-A	PCT	FTM-A	PCT	OFF	DEF	TOT	AST	PF-D	ST	BL	PTS	AVG	HI
HOU -1	20	582	68-173	.393	19-67	.284	61-73	.836	12	71	83	53	49-0	15	4	216	10.8	23

JAMES ANDERSON #5

Oklahoma State '10 (1st, 2010, San Antonio, 20th)

Born March 25, 1989 in El Dorado, AR; 6-foot-6, 215 pounds. With Rockets: 2012-13; also played for San Antonio 2010-13

Seasons	G	MIN	FGM-A	PCT	3FTM-A	PCT	FTM-A	PCT	OFF	DEF	TOT	AST	PF-D	ST	BL	PTS	AVG	HI
HOU -1	29	307	41-101	.406	16-49	.327	17-19	.895	15	43	58	33	18-0	12	3	115	4.0	14
Playoffs																		
HOU -1	2	18	1-5	.200	0-3	.000	0-0	-	1	3	4	0	2-0	0	0	2	1.0	2

Richard Anderson #40

UC-Santa Barbara '82 (2nd, 1982, L.A. Clippers, 32nd)

Born Nov. 19, 1960 in San Pedro, CA; 6-foot-10, 240 pounds. With Rockets: 1986-88; also played for San Diego 1982-83; Denver 1983-84; Portland 1987-89; Charlotte 1989-90

Seasons	G	MIN	FGM-A	PCT	3FTM-A	PCT	FTM-A	PCT	OFF	DEF	TOT	AST	PF-D	ST	BL	PTS	AVG	HI
HOU -2	63	365	70-165	.424	10-31	.323	26-34	.765	33	63	96	37	41-0	8	3	176	2.8	10
Playoffs																		
HOU -1	5	5	1-3	.333	1-2	.500	2-2	1.000	1	0	1	0	1-0	0	0	5	1.0	3

Shandon Anderson #40

Georgia '96 (2nd, 1996, Utah, 54th)

Born Dec. 31, 1973 in Atlanta, GA; 6-foot-6, 210 pounds. With Rockets: 1999-2001; also played for Utah 1996-99; New York 2001-05; Miami 2004-06

Seasons	G	MIN	FGM-A	PCT	3FTM-A	PCT	FTM-A	PCT	OFF	DEF	TOT	AST	PF-D	ST	BL	PTS	AVG	HI
HOU -2	164	5096	631-1368	.461	125-395	.316	332-441	.753	163	554	717	428	384-0	178	72	1719	10.5	35

TREVOR ARIZA #1

UCLA '04 (2nd, 2004, New York, 43rd)

Born June 30, 1985 in Miami, FL; 6-foot-8, 210 pounds. With Rockets: 2009-10; also played for New York 2004-06; Orlando 2005-08; L.A. Lakers 2007-09; New Orleans 2010-12; Washington 2012-13

Seasons	G	MIN	FGM-A	PCT	3FTM-A	PCT	FTM-A	PCT	OFF	DEF	TOT	AST	PF-D	ST	BL	PTS	AVG	HI
HOU -1	72	2629	394-999	.394	136-407	.334	148-228	.649	78	325	403	276	162-0	126	40	1072	14.9	33

Hilton Armstrong #3

Connecticut '06 (1st, 2006, New Orleans/Okla. City, 12th)

Born Nov. 23, 1984 in Peekskill, NY; 6-foot-11, 235 pounds. With Rockets: 2009-10; also played for New Orleans/Oklahoma City 2006-07; New Orleans 2007-10; Sacramento 2009-10; Washington 2010-11; Atlanta 2010-11

Seasons	G	MIN	FGM-A	PCT	3FTM-A	PCT	FTM-A	PCT	OFF	DEF	TOT	AST	PF-D	ST	BL	PTS	AVG	HI
HOU -1	9	40	5-17	.294	0-1	.000	0-2	.000	5	1	6	3	10-0	5	0	10	1.1	2

Ron Artest (Metta World Peace) #96

St. John's '99 (1st, 1999, Chicago, 16th)

Born Nov. 13, 1979 in Queensbridge, NY; 6-foot-7, 260 pounds. With Rockets: 2008-09; also played for Chicago 1999-2002; Indiana 2001-06; Sacramento 2005-08; L.A. Lakers 2009-13

Seasons	G	MIN	FGM-A	PCT	3FTM-A	PCT	FTM-A	PCT	OFF	DEF	TOT	AST	PF-D	ST	BL	PTS	AVG	HI
HOU -1	69	2452	416-1037	.401	153-383	.399	196-262	.748	65	294	359	229	155-2	105	24	1181	17.1	32
Playoffs																		
HOU -1	13	488	80-203	.394	23-83	.277	20-28	.714	12	44	56	54	27-0	14	3	203	15.6	27

OMER ASIK #3

Turkey '08 (2nd, 2008, Portland, 36th)

Born July 4, 1986 in Bursa, Turkey; 7-foot-0, 255 pounds. With Rockets: 2012-14; also played for Chicago 2010-12

Seasons	G	MIN	FGM-A	PCT	3FTM-A	PCT	FTM-A	PCT	OFF	DEF	TOT	AST	PF-D	ST	BL	PTS	AVG	HI
HOU -2	130	3432	433-804	.539	0-1	.	246-425	.579	376	958	1334	100	315	60	124	1112	8.6	22
Playoffs																		
HOU -2	12	371	38-72	.528	0-0	.	33-50	.66	42	74	116	7	51	6	14	109	9.1	21

Gus Bailey #22

Texas-El Paso '74 (2nd, 1974, ROCKETS, 23rd)

Born Feb. 18, 1951 in Gibson, NC; deceased Nov. 28, 1988; 6-foot-5, 185 pounds. With Rockets: 1974-76; also played for New Orleans 1977-79; Washington 1979-80

Seasons	G	MIN	FGM-A	PCT	3FTM-A	PCT	FTM-A	PCT	OFF	DEF	TOT	AST	PF-D	ST	BL	PTS	AVG	HI
HOU -2	77	708	79-203	.389	-	-	34-69	.493	43	89	132	100	85-1	31	24	192	2.5	14
Playoffs																		
HOU -1	8	116	18-36	.500	-	-	9-10	.900	6	13	19	16	12-0	6	2	45	5.6	13

James Bailey #2

Rutgers '79 (1st, 1979, Seattle, 6th)

Born May 21, 1957 in Dublin, GA; 6-foot-9, 220 pounds. With Rockets: 1982-84; also played for Seattle 1979-82; New Jersey 1981-83, 86-87; New York 1985-87; Phoenix 1987-88

Seasons	G	MIN	FGM-A	PCT	3FTM-A	PCT	FTM-A	PCT	OFF	DEF	TOT	AST	PF-D	ST	BL	PTS	AVG	HI
HOU -2	142	2889	630-1273	.495	0-2	.000	362-512	.707	272	490	762	144	453-15	75	99	1622	11.4	34

Rockets All-Time Roster

Vin Baker #42

Hartford '93 (1st, 1993, Milwaukee, 8th)

Born Nov. 23, 1971 in Lake Wales, FL; 6-foot-11, 240 pounds. With Rockets: 2004-05; also played for Milwaukee 1993-97; Seattle 1997-2002; Boston 2002-04; New York 2003-05; L.A. Clippers 2005-06

Seasons	G	MIN	FGM-A	PCT	3FTM-A	PCT	FTM-A	PCT	—Rebounds—	OFF	DEF	TOT	AST	PF-D	ST	BL	PTS	AVG	HI
HOU - 1	3	13	0-4	.000	0-0	.000	2-2	1.000	0	2	2	1	7-0	0	0	0	2	0.7	2

Tom Barker #15

Hawaii '76 (4th, 1976, Atlanta, 53rd)

Born March 11, 1955 in Harlingen, TX; 6-foot-11, 230 pounds. With Rockets: 1978-79; also played for Atlanta 1976-77; Boston 1978-79; New York 1978-79

Seasons	G	MIN	FGM-A	PCT	3FTM-A	PCT	FTM-A	PCT	—Rebounds—	OFF	DEF	TOT	AST	PF-D	ST	BL	PTS	AVG	HI
HOU - 1	5	16	3-6	.500	-	-	2-2	1.000	2	4	6	0	5-0	0	0	0	8	1.6	4

Charles Barkley #4

Auburn '84 (1st, 1984, Philadelphia, 5th)

Born Feb. 20, 1963 in Leeds, AL; 6-foot-6, 252 pounds. With Rockets: 1996-2000; also played for Philadelphia 1984-92; Phoenix 1992-96; inducted into the Basketball Hall of Fame (2006); studio analyst for TNT

Seasons	G	MIN	FGM-A	PCT	3FTM-A	PCT	FTM-A	PCT	—Rebounds—			AST	PF-D	ST	BL	PTS	AVG	HI
									OFF	DEF	TOT							
HOU - 4	183	6398	1042-2160	.482	86-340	.253	847-1189	.712	691	1544	2235	720	477-4	197	70	3017	16.5	43
Playoffs																		
HOU - 3	24	849	134-289	.464	13-47	.277	135-185	.730	82	186	268	73	76-2	30	9	416	17.3	30

Harry Barnes #30

Northeastern '68 (4th, 1968, ROCKETS, 37th)

Born July 25, 1945; 6-foot-3, 205 pounds. With Rockets: 1968-69

Seasons	G	MIN	FGM-A	PCT	3FTM-A	PCT	FTM-A	PCT	—Rebounds—	OFF	DEF	TOT	AST	PF-D	ST	BL	PTS	AVG	HI
SD - 1	22	126	18-64	.281	-	-	7-13	.538	-	-	-	26	5	25-0	-	-	43	2.0	8

Jim Barnett #33

Oregon '66 (1st, 1966, Boston, 8th)

Born July 7, 1944 in Greenville, SC; 6-foot-4, 175 pounds. With Rockets: 1967-70; also played for Boston 1966-67; Portland 1970-71; Golden State 1971-74; New Orleans 1974-75; New York 1974-76; Philadelphia 1976-77; analyst for Golden State telecasts

Seasons	G	MIN	FGM-A	PCT	3FTM-A	PCT	FTM-A	PCT	—Rebounds—	OFF	DEF	TOT	AST	PF-D	ST	BL	PTS	AVG	HI
SD - 3	207	5519	1094-2547	.430	-	-	606-794	.763	-	-	-	822	760	563-5	-	-	2794	13.5	42
Playoffs																			
SD - 1	6	51	9-23	.391	-	-	7-8	.875	-	-	-	3	7	5-0	-	-	25	4.2	10

John Barnhill #30

Tennessee State '59 (11th, 1959, St. Louis, 79th)

Born March 30, 1938; 6-foot-1, 180 pounds. With Rockets: 1967-68; also played for St. Louis 1962-66; Detroit 1965-66; Baltimore 1966-67, 1968-69

Seasons	G	MIN	FGM-A	PCT	3FTM-A	PCT	FTM-A	PCT	—Rebounds—	OFF	DEF	TOT	AST	PF-D	ST	BL	PTS	AVG	HI
SD - 1	75	1883	295-700	.421	-	-	154-234	.658	-	-	-	173	259	143-1	-	-	744	9.9	26

Andre Barrett #12

Seton Hall '04 (Signed Free Agent, ROCKETS; Oct. 28, 2004)

Born Feb. 21, 1982 in Bronx, NY; 5-foot-10, 173 pounds. With Rockets: 2004-05; also played for Orlando 2004-05; Phoenix 2005-06; Toronto 2005-06; Chicago 2006-07; L.A. Clippers 2007-08

Seasons	G	MIN	FGM-A	PCT	3FTM-A	PCT	FTM-A	PCT	—Rebounds—	OFF	DEF	TOT	AST	PF-D	ST	BL	PTS	AVG	HI
HOU - 1	27	314	20-69	.290	9-37	.243	7-10	.700	5	14	19	42	35-0	14	0	0	56	2.1	14

Brent Barry #17

Oregon State '95 (1st, 1995, Denver, 15th)

Born Dec. 31, 1971 in Hempstead, NY; 6-foot-7, 210 pounds. With Rockets: 2008-09; also played for L.A. Clippers 1995-98; Miami 1997-98; Chicago 1998-99; Seattle 1999-2004; San Antonio 2004-08; analyst for NBA TV; son of Basketball Hall of Famer Rick Barry

	—Rebounds—																		
Seasons	G	MIN	FGM-A	PCT	3FTM-A	PCT	FTM-A	PCT	OFF	DEF	TOT	AST	PF-D	ST	BL	PTS	AVG	HI	
HOU - 1	56	857	70-172	.407	49-131	.374	19-20	.950	17	77	94	78	45-0	24	3	208	3.7	11	
Playoffs																			
HOU - 1	4	35	5-10	.500	3-8	.375	0-0	.000	0	4	4	3	3-0	2	0	13	3.3	8	

Jon Barry #20

Georgia Tech '92 (1st, 1992, Boston, 21st)

Born July 25, 1969 in Oakland, CA; 6-foot-5, 208 pounds. With Rockets: 2004-06; also played for Milwaukee 1992-95; Golden State 1995-96; Atlanta 1996-97, 2004-05; L.A. Lakers 1997-98; Sacramento 1998-2001; Detroit 2001-03; Denver 2003-04; analyst for ABC/ESPN; son of Basketball Hall of Famer Rick Barry

Seasons	—Rebounds—																		
	G	MIN	FGM-A	PCT	3FTM-A	PCT	FTM-A	PCT	OFF	DEF	TOT	AST	PF-D	ST	BL	PTS	AVG	H	
HOU - 2	73	1572	155-356	.435	72-165	.436	76-87	.874	23	146	169	165	92-0	59	8	458	6.3	24	
Playoffs																			
HOU - 1	7	183	21-48	.438	11-23	.478	7-8	.875	1	28	29	9	13-0	5	0	60	8.6	16	

Rockets All-Time Roster

Rick Barry #2, #4

Miami '65 (2nd, 1965, Golden State, 9th)

Born March 28, 1944 in Elizabeth, NJ; 6-foot-7, 220 pounds. With Rockets: 1978-80; also played for Golden State 1965-67, 1972-78; Oakland (ABA) 1968-69; Washington (ABA) 1969-70; New York (ABA) 1970-72; inducted into Basketball Hall of Fame (1987); head coach Fort Wayne Fury (CBA) 1992-93; father of Brent and Jon Barry

Seasons	G	MIN	FGM-A	PCT	3FTM-A	PCT	FTM-A	PCT	—Rebounds—		AST	PF-D	ST	BL	PTS	AVG	HI
									OFF	DEF							
HOU - 2	152	4382	786-1771	.444	73-221	.330	303-322	.941	93	420	513	770	377-0	175	66	1948	12.8
Playoffs																	
HOU - 2	8	144	20-58	.345	3-12	.250	14-14	1.000	2	12	14	24	19-0	1	1	57	7.1

Shane Battier #31

Duke '01 (1st, 2001, Memphis, 6th)

Born Sept. 9, 1978 in Birmingham, MI; 6-foot-8, 220 pounds. With Rockets: 2006-11; also played for Memphis 2001-06, 2010-11; Miami 2011-13

Seasons	G	MIN	FGM-A	PCT	3FTM-A	PCT	FTM-A	PCT	—Rebounds—		AST	PF-D	ST	BL	PTS	AVG	HI
									OFF	DEF							
HOU - 5	348	11912	1066-2482	.429	576-1483	.388	344-463	.743	382	1241	1623	784	766-4	310	351	3052	8.8
Playoffs																	
HOU - 3	26	1014	76-177	.429	48-122	.393	37-42	.881	31	74	105	49	72-0	32	21	237	9.1

Lonny Baxter #35

Maryland '02 (2nd, 2002, Chicago, 44th)

Born Jan. 27, 1979 in Silver Spring, MD; 6-foot-8, 261 pounds. With Rockets: 2005-06; also played for Chicago 2002-04; Toronto 2003-04; Washington 2003-04; New Orleans 2004-05; Charlotte 2005-06

Seasons	G	MIN	FGM-A	PCT	3FTM-A	PCT	FTM-A	PCT	—Rebounds—		AST	PF-D	ST	BL	PTS	AVG	HI
									OFF	DEF							
HOU - 1	23	281	33-72	.458	0-0	.000	16-19	.842	38	46	84	2	48-1	9	7	82	3.6

Ron Behagen #34

Minnesota '73 (1st, 1973, Kansas City-Omaha, 7th)

Born Jan. 19, 1951 in New York, NY; 6-foot-9, 235 pounds. With Rockets: 1977-78; also played for Kansas City 1973-75, 1978-79; New Orleans 1975-77; Atlanta 1977-78; Indiana 1977-78; Detroit 1978-79; New York 1978-79; Washington 1979-80

Seasons	G	MIN	FGM-A	PCT	3FTM-A	PCT	FTM-A	PCT	—Rebounds—		AST	PF-D	ST	BL	PTS	AVG	HI
									OFF	DEF							
HOU - 1	3	33	7-11	.636	-	-	0-1	.000	2	5	7	2	6-0	0	0	14	4.7

Elmer Bennett #6

Notre Dame '92 (2nd, 1992, Atlanta, 38th)

Born Feb. 13, 1970 in Evanston, IL; 6-foot, 171 pounds. With Rockets: 1996-97; also played for Cleveland 1994-95; Philadelphia 1995-96; Denver 1996-97

Seasons	G	MIN	FGM-A	PCT	3FTM-A	PCT	FTM-A	PCT	—Rebounds—		AST	PF-D	ST	BL	PTS	AVG	HI
									OFF	DEF							
HOU - 1	4	16	2-6	.333	1-3	.333	5-6	.833	0	1	1	4	1-0	2	10	2.5	4

Walter Berry #6

St. John's '86 (1st, 1986, Portland, 14th)

Born May 14, 1964 in Harlem, NY; 6-foot-8, 215 pounds. With Rockets: 1988-89; also played for Portland 1986; San Antonio 1986-88; New Jersey 1988-89

Seasons	G	MIN	FGM-A	PCT	3FTM-A	PCT	FTM-A	PCT	—Rebounds—		AST	PF-D	ST	BL	PTS	AVG	HI
									OFF	DEF							
HOU - 1	40	799	146-270	.541	1-2	.500	57-80	.713	54	98	152	114-1	19	35	350	8.8	18
Playoffs																	
HOU - 1	4	57	13-26	.500	0-0	.000	7-8	.875	3	6	9	5	8-0	2	1	33	8.3

PATRICK BEVERLEY #12

Arkansas '09 (2nd, 2009, L.A. Lakers, 42nd)

Born July 12, 1988 in Chicago, IL; 6-foot-1, 185 pounds. With Rockets: 2012-14

Seasons	G	MIN	FGM-A	PCT	3FTM-A	PCT	FTM-A	PCT	—Rebounds—		AST	PF-D	ST	BL	PTS	AVG	HI
									OFF	DEF							
HOU - 2	97	2464	278-670	.415	128-351	.365	117-143	.818	117	188	305	268	257-4	114	44	801	8.3
Playoffs																	
HOU - 2	12	402	47-115	.409	15-46	.326	14-17	.824	24	34	58	28	45-1	10	6	123	10.3

John Block #34

Southern California '66 (3rd, 1966, L.A. Lakers, 27th)

Born April 16, 1944 in Los Angeles, CA; 6-foot-10, 220 pounds. With Rockets: 1967-71; also played for L.A. Lakers 1966-67; Milwaukee 1971-72; Philadelphia 1972-73; Kansas City 1972-74; New Orleans 1974-75; Chicago 1974-76

Seasons	G	MIN	FGM-A	PCT	3FTM-A	PCT	FTM-A	PCT	—Rebounds—		AST	PF-D	ST	BL	PTS	AVG	HI
									OFF	DEF							
SD - 4	285	7910	1512-3535	.428	-	-	1114-1431	.778	-	-	2325	447	906-7	-	-	4138	14.5
Playoffs																	
SD - 1	5	97	24-45	.533	-	-	14-18	.778	-	-	14	3	18-0	-	-	62	12.4

KEITH BOGANS #10

Kentucky '03 (2nd, 2003, Milwaukee, 43rd)

Born May 12, 1980 in Washington, DC; 6-foot-5, 215 pounds. With Rockets: 2005-06; also played for Orlando 2003-04, 2006-09; Charlotte 2004-06; Milwaukee 2008-09; San Antonio 2009-10; Chicago 2010-11; New Jersey/Brooklyn 2011-13

Seasons	G	MIN	FGM-A	PCT	3FTM-A	PCT	FTM-A	PCT	—Rebounds—		AST	PF-D	ST	BL	PTS	AVG	HI
									OFF	DEF							
HOU - 1	33	1064	101-256	.395	32-102	.314	47-81	.580	26	123	149	83	89-1	32	6	281	8.5

Rockets All-Time Roster

Phil Bond #30

Louisville '77 (3rd, 1977, ROCKETS, 62nd)

Born July 27, 1954 in Louisville, KY; 6-foot-2, 175 pounds. With Rockets: 1977-78

Seasons	G	MIN	FGM-A	PCT	3FTM-A	PCT	FTM-A	PCT	OFF	DEF	TOT	AST	PF-D	ST	BL	PTS	AVG	HI
HOU - 1	7	21	2-6	.333	-	-	0-0	.000	1	3	4	2	1-0	1	0	4	0.6	2

Melvin Booker #9

Missouri '94 (Signed Free Agent, ROCKETS; March 5, 1996)

Born Aug. 20, 1972 in Pascagoula, MS; 6-foot-1; 188 pounds. With Rockets: 1995-96; also played for Denver 1996-97; Golden State 1996-97

Seasons	G	MIN	FGM-A	PCT	3FTM-A	PCT	FTM-A	PCT	OFF	DEF	TOT	AST	PF-D	ST	BL	PTS	AVG	HI
HOU - 1	11	131	16-50	.320	3-19	.158	9-11	.818	1	8	9	21	18-0	5	1	44	4.0	9

Ryan Bowen #40

Iowa '98 (2nd, 1998, Denver, 55th)

Born Nov. 20, 1975 in Fort Madison, IA; 6-foot-9, 218 pounds. With Rockets: 2004-06; also played for Denver 1999-04; New Orleans 2007-09; Oklahoma City 2009-10; NBA scout with Denver 2011-13; assistant coach Sacramento 2013-14

Seasons	G	MIN	FGM-A	PCT	3FTM-A	PCT	FTM-A	PCT	OFF	DEF	TOT	AST	PF-D	ST	BL	PTS	AVG	HI
HOU - 2	134	1256	84-235	.357	6-28	.214	25-35	.714	52	112	164	42	146-0	44	11	199	1.5	14
Playoffs																		
HOU - 1	7	125	8-25	.320	0-0	.000	2-3	.667	7	7	14	6	23-2	6	0	18	2.6	7

Anthony Bowie #25

Oklahoma '86 (3rd, 1986, ROCKETS, 66th)

Born Nov. 9, 1963 in Tulsa, OK; 6-foot-6, 190 pounds. With Rockets: 1989-90; also played for San Antonio 1988-89; Orlando 1991-96; New York 1997-98

Seasons	G	MIN	FGM-A	PCT	3FTM-A	PCT	FTM-A	PCT	OFF	DEF	TOT	AST	PF-D	ST	BL	PTS	AVG	HI
HOU - 1	66	918	119-293	.406	6-21	.286	40-54	.741	36	82	118	96	80-0	42	5	284	4.3	18
Playoffs																		
HOU - 1	2	4	0-1	.000	0-0	.000	0-0	.000	0	0	0	0	1-0	0	0	0	0.0	0

Earl Boykins #6

Eastern Michigan '98 (Signed Free Agent, New Jersey; Jan. 21, 1999)

Born June 2, 1976 in Cleveland, OH; 5-foot-5, 133 pounds. With Rockets: 2011-12; also played for New Jersey 1998-99; Cleveland 1998-99, 1999-2000; Orlando 1999-2000; L.A. Clippers 2000-02; Golden State 2002-03; Denver 2003-07; Milwaukee 2006-07, 2010-11; Charlotte 2007-08; Washington 2009-10

Seasons	G	MIN	FGM-A	PCT	3FTM-A	PCT	FTM-A	PCT	OFF	DEF	TOT	AST	PF-D	ST	BL	PTS	AVG	HI
HOU - 1	8	111	12-36	.333	2-9	.222	13-15	.867	0	11	11	17	5-0	1	0	39	4.9	10

Alonzo Bradley #30, #22

Texas Southern '77 (2nd, 1977, Indiana, 29th)

Born Oct. 16, 1953 in Utica, MS; 6-foot-6, 190 pounds. With Rockets: 1977-80

Seasons	G	MIN	FGM-A	PCT	3FTM-A	PCT	FTM-A	PCT	OFF	DEF	TOT	AST	PF-D	ST	BL	PTS	AVG	HI
HOU - 3	99	1139	184-440	.418	1-1	1.000	71-101	.703	39	112	151	74	125-1	24	7	440	4.4	20
Playoffs																		
HOU - 2	5	16	6-9	.667	1-1	1.000	3-5	.600	1	2	3	1	2-0	1	0	16	3.2	7

Torrave Braggs #32

Xavier '98 (2nd, 1998, Utah, 57th)

Born May 15, 1976 in Fresno, CA; 6-foot-8, 245 pounds; With Rockets: 2003-05; also played for Washington 2003-04

Seasons	G	MIN	FGM-A	PCT	3FTM-A	PCT	FTM-A	PCT	OFF	DEF	TOT	AST	PF-D	ST	BL	PTS	AVG	HI
HOU - 2	18	156	16-35	.457	0-0	.000	8-12	.667	22	24	46	6	25-0	4	2	40	2.2	6

Tim Breaux #15

Wyoming '92 (Signed Free Agent, ROCKETS; Aug. 26, 1994)

Born Sept. 19, 1970 in Baton Rouge, LA; 6-foot-7, 215 pounds; With Rockets: 1994-96; also played for Milwaukee 1997-98

Seasons	G	MIN	FGM-A	PCT	3FTM-A	PCT	FTM-A	PCT	OFF	DEF	TOT	AST	PF-D	ST	BL	PTS	AVG	HI
HOU - 2	96	910	104-282	.369	21-71	.296	60-94	.638	38	56	94	39	67-0	22	12	289	3.0	17

RONNIE BREWER #10

Arkansas '06 (1st, Utah, 14th)

Born Mar. 20, 1985 in Portland, OR; 6-foot-7, 235 pounds; With Rockets: 2013-14; also played for Oklahoma City 2012-13; New York Knicks 2012-13; Chicago 2010-12; Memphis 2009-10; Utah 2006-09.

Seasons	G	MIN	FGM-A	PCT	3FTM-A	PCT	FTM-A	PCT	OFF	DEF	TOT	AST	PF-D	ST	BL	PTS	AVG	HI
HOU - 1	23	158	3-15	.2	1-8	.125	0-2	.	2	12	14	10	4	6	1	7	0.3	3

Tyrone Britt #31

Johnson C. Smith [NC] '67 (Signed Free Agent, ROCKETS; Sept. 1, 1967)

Born April 18, 1944; 6-foot-5, 200 pounds. With Rockets: 1967-68

Seasons	G	MIN	FGM-A	PCT	3FTM-A	PCT	FTM-A	PCT	OFF	DEF	TOT	AST	PF-D	ST	BL	PTS	AVG	HI
SD - 1	11	84	13-34	.382	-	-	2-3	.667	-	-	15	12	10-0	-	-	28	2.5	8

History

Rockets All-Time Roster

AARON BROOKS #0

Oregon '07 (1st, 2007, ROCKETS, 26th)

Born Jan. 14, 1985 in Seattle, WA; 6-foot, 161 pounds. With Rockets: 2007-11, 2012-14; also played for Phoenix 2010-11; Sacramento 2012-13

Seasons	G	MIN	FGM-A	PCT	3FTM-A	PCT	FTM-A	PCT	—Rebounds—			AST	PF-D	ST	BL	PTS	AVG	HI
									OFF	DEF	TOT							
HOU - 6	297	7090	1226-3002	.408	462-1251	.369	551-646	.853	135	408	543	977	570-5	175	38	3465	11.7	43
Playoffs																		
HOU - 3	25	561	98-229	.428	28-83	.337	49-62	.790	7	42	49	58	43-0	6	4	273	10.9	34

Scott Brooks #1

UC-Irvine '87 (Signed Free Agent, Philadelphia; Sept. 23, 1988)

Born July 31, 1965 in French Camp, CA; 5-foot-11, 165 pounds. With Rockets: 1992-95; also played for Philadelphia 1988-90; Minnesota 1990-92; Dallas 1995-96; New York 1996-97; Cleveland 1997-98; assistant coach Denver 2003-06; assistant coach Sacramento 2006-07; assistant coach Seattle/Oklahoma City 2007-09; head coach Oklahoma City 2008-14

Seasons	G	MIN	FGM-A	PCT	3FTM-A	PCT	FTM-A	PCT	—Rebounds—			AST	PF-D	ST	BL	PTS	AVG	HI
									OFF	DEF	TOT							
HOU - 3	183	2927	360-739	.487	72-177	.407	204-241	.846	33	181	214	414	248-0	138	6	996	5.4	23
Playoffs																		
HOU - 2	17	220	21-48	.438	6-14	.429	10-14	.714	2	10	12	34	24-0	9	0	58	3.4	10

Chuck Brown #52

North Carolina State '89 (2nd, 1989, Cleveland, 43rd)

Born Feb. 29, 1968 in New York, NY; 6-foot-8, 215 pounds. With Rockets: 1994-96; also played for Cleveland 1989-91, 2000-01; L.A. Lakers 1991-92; New Jersey 1992-93; Dallas 1994; Phoenix 1996-97; Milwaukee 1996-97; Atlanta 1997-98; Charlotte 1998-2000; San Antonio 1999-2000; Golden State 2000-01; Sacramento 2001-02; assistant coach Roanoke (D-League) 2004-06; assistant coach Los Angeles (D-League) 2006-09; head coach Los Angeles (D-League) 2009-10

Seasons	G	MIN	FGM-A	PCT	3FTM-A	PCT	FTM-A	PCT	—Rebounds—			AST	PF-D	ST	BL	PTS	AVG	HI
									OFF	DEF	TOT							
HOU - 2	123	2833	405-729	.556	2-11	.182	142-212	.670	198	432	630	119	268-0	58	52	954	7.8	19
Playoffs																		
HOU - 2	29	494	59-121	.488	1-2	.500	40-55	.727	26	63	89	12	63-2	12	2	159	5.5	16

Tierre Brown #10

McNeese State '01 (Signed Free Agent, ROCKETS; Sept. 26, 2001)

Born June 3, 1979 in Iowa, LA; 6-foot-2, 189 pounds. With Rockets: 2001-02; also played for Cleveland 2002-03; New Orleans 2003-04; L.A. Lakers 2004-05

Seasons	G	MIN	FGM-A	PCT	3FTM-A	PCT	FTM-A	PCT	—Rebounds—			AST	PF-D	ST	BL	PTS	AVG	HI
									OFF	DEF	TOT							
HOU - 1	40	403	49-115	.426	4-12	.333	21-28	.750	12	30	42	70	26-0	19	3	123	3.1	16

Tony Brown #35

Arkansas '82 (4th, 1982, New Jersey, 82nd)

Born July 29, 1960 in Chicago, IL; 6-foot-6, 195 pounds. With Rockets: 1988-89; also played for Indiana 1984-85; Chicago 1985-86; New Jersey 1986-87; Milwaukee 1989-90; L.A. Lakers 1990-91; Utah 1990-91; L.A. Clippers 1991-92, 2009-10; Seattle 1991-92; assistant coach Portland 1997-2001; assistant coach Detroit 2001-03; assistant coach Toronto 2003-04; assistant coach Boston 2004-07; assistant coach Milwaukee 2007-08; assistant coach Dallas 2011-14

Seasons	G	MIN	FGM-A	PCT	3FTM-A	PCT	FTM-A	PCT	—Rebounds—			AST	PF-D	ST	BL	PTS	AVG	HI
									OFF	DEF	TOT							
HOU - 1	14	91	14-45	.311	2-9	.222	6-8	.750	7	8	15	5	14-0	3	0	36	2.6	14

Rick Brunson #9

Temple '95 (Signed Free Agent, Portland; Dec. 2, 1997)

Born June 14, 1972 in Syracuse, NY; 6-foot-4, 190 pounds. With Rockets: 2005-06; also played for Portland 1997-98, 2001-02; New York 1998-00, 2000-01; Boston 2000-01; Chicago 2002-03, 2003-04; Toronto 2003-04; L.A. Clippers 2004-05; Seattle 2005-06; player development coach Denver 2006-07; assistant coach Chicago 2010-12; assistant coach Charlotte 2012-13

Seasons	G	MIN	FGM-A	PCT	3FTM-A	PCT	FTM-A	PCT	—Rebounds—			AST	PF-D	ST	BL	PTS	AVG	HI
									OFF	DEF	TOT							
HOU - 1	23	215	16-46	.348	5-12	.417	7-12	.583	1	19	20	33	21-0	8	1	44	1.9	10

Joe Bryant #22

LaSalle '75 (1st, 1975, Golden State, 14th)

Born Oct. 19, 1954 in Philadelphia, PA; 6-foot-9, 225 pounds. With Rockets: 1982-83; also played for Philadelphia 1975-79; San Diego 1979-82; head coach L.A. Sparks (WNBA) 2005-06, 2011; father of Kobe Bryant (L.A. Lakers)

Seasons	G	MIN	FGM-A	PCT	3FTM-A	PCT	FTM-A	PCT	—Rebounds—			AST	PF-D	ST	BL	PTS	AVG	HI
									OFF	DEF	TOT							
HOU - 1	81	2055	344-768	.448	8-36	.222	116-165	.703	88	189	277	186	258-4	82	30	812	10.0	28

Mark Bryant #2

Seton Hall '88 (1st, 1988, Portland, 21st)

Born April 25, 1965 in Glen Ridge, NJ; 6-foot-9, 245 pounds. With Rockets: 1995-96; also played for Portland 1988-95; Phoenix 1996-98; Chicago 1998-99; Cleveland 1999-2001; Dallas 2000-01; San Antonio 2001-02; Boston 2002-03; Denver 2002-03; assistant coach Orlando 2005-07; assistant coach Seattle/Oklahoma City 2007-14

Seasons	G	MIN	FGM-A	PCT	3FTM-A	PCT	FTM-A	PCT	—Rebounds—			AST	PF-D	ST	BL	PTS	AVG	HI
									OFF	DEF	TOT							
HOU - 1	71	1587	242-446	.543	0-2	.000	127-177	.718	131	220	351	52	234-4	31	19	611	8.6	30
Playoffs																		
HOU - 1	8	145	21-35	.600	0-0	.000	12-15	.800	7	20	27	4	21-0	1	2	54	6.8	21

CHASE BUDINGER #10

Arizona '09 (2nd, 2009, Detroit, 44th)

Born May 22, 1988 in San Diego, CA; 6-foot-7, 218 pounds. With Rockets: 2009-12; also played for Minnesota 2012-13

Seasons	G	MIN	FGM-A	PCT	3FTM-A	PCT	FTM-A	PCT	—Rebounds—			AST	PF-D	ST	BL	PTS	AVG	HI
									OFF	DEF	TOT							
HOU - 3	210	4524	736-1692	.435	269-742	.363	239-295	.810	128	590	718	289	264-0	104	36	1980	9.4	35

Rockets All-Time Roster

Matt Bullard #50

Iowa '90 (Signed Free Agent, ROCKETS; Aug. 22, 1990)

Born June 5, 1967 in West Des Moines, IA; 6-foot-10, 235 pounds. With Rockets: 1990-94, 1996-2001; also played for Atlanta 1995-96; Charlotte 2001-02; analyst for Rockets telecasts 2005-14

Seasons	G	MIN	FGM-A	PCT	3FTM-A	PCT	FTM-A	PCT	OFF	DEF	TOT	AST	PF-D	ST	BL	PTS	AVG	HI
HOU - 9	538	8074	1110-2630	.422	557-1432	.389	214-282	.759	250	866	1116	501	696-1	167	106	2991	5.6	28
Playoffs																		
HOU - 5	31	309	34-83	.410	23-51	.451	16-18	.889	10	33	43	19	23-0	6	7	107	3.5	12

Adrian Caldwell #44

Lamar '89 (Signed Free Agent, ROCKETS; Aug. 2, 1989)

Born July 4, 1966 in Corpus Christi, TX; 6-foot-9, 255 pounds. With Rockets: 1989-91; 1994-95; also played for Indiana 1995-96; New Jersey 1996-97; Philadelphia 1996-97; Dallas 1997-98

Seasons	G	MIN	FGM-A	PCT	3FTM-A	PCT	FTM-A	PCT	OFF	DEF	TOT	AST	PF-D	ST	BL	PTS	AVG	HI
HOU - 3	100	704	78-163	.479	0-1	.000	23-51	.451	80	139	219	15	110-0	31	28	179	1.8	11
Playoffs																		
HOU - 1	1	1	0-0	.000	0-0	.000	0-0	.000	0	0	0	0	0-0	0	0	0	0.0	0

Marcus Camby #29

Massachusetts '96 (1st, 1996, Toronto, 2nd)

Born March 22, 1974 in Hartford, CT; 6-foot-11, 235 pounds. With Rockets: 2011-12; also played for Toronto 1996-98; New York 1998-2002, 2012-13; Denver 2002-08; L.A. Clippers 2008-10; Portland 2009-12

Seasons	G	MIN	FGM-A	PCT	3FTM-A	PCT	FTM-A	PCT	OFF	DEF	TOT	AST	PF-D	ST	BL	PTS	AVG	HI
HOU - 1	19	458	61-126	.484	2-5	.400	11-26	.423	52	124	176	32	38-0	17	29	135	7.1	14

ISAIAH CANAAN #1

Murray State '13 (2nd, 2013, ROCKETS, 34th)

Born July 29, 1991 in Biloxi, MS; 6-foot-0, 190 pounds. With Rockets: 2013-14

Seasons	G	MIN	FGM-A	PCT	3FTM-A	PCT	FTM-A	PCT	OFF	DEF	TOT	AST	PF-D	ST	BL	PTS	AVG	HI
HOU - 1	22	252	31-87	.356	18-55	.327	21-29	.724	7	17	24	22	25-0	8	4	101	4.6	15

Antoine Carr #55

Wichita State '83 (1st, 1983, Detroit, 8th)

Born July 23, 1961 in Oklahoma City, OK; 6-foot-9, 270 pounds. With Rockets: 1998-99; also played for Atlanta 1984-90; Sacramento 1990-91; San Antonio 1991-94; Utah 1994-98; Vancouver 1999-2000

Seasons	G	MIN	FGM-A	PCT	3FTM-A	PCT	FTM-A	PCT	OFF	DEF	TOT	AST	PF-D	ST	BL	PTS	AVG	HI
HOU - 1	18	152	21-52	.404	0-1	.000	5-7	.714	9	22	31	9	31-0	1	10	47	2.6	7
Playoffs																		
HOU - 1	4	37	4-11	.364	0-0	.000	0-0	.000	3	4	7	4	19-1	0	1	8	2.0	4

DeMARRE CARROLL #0

Missouri '09 (1st, 2009, Memphis, 27th)

Born July 27, 1986 in Birmingham, AL; 6-foot-8, 212 pounds. With Rockets: 2010-11; also played for Memphis 2009-11; Denver 2011-12; Utah 2011-13

Seasons	G	MIN	FGM-A	PCT	3FTM-A	PCT	FTM-A	PCT	OFF	DEF	TOT	AST	PF-D	ST	BL	PTS	AVG	HI
HOU - 1	5	11	0-3	.000	0-0	.000	0-0	.000	0	0	0	2	0-0	0	0	0	0.0	0

Joe Barry Carroll #2

Purdue '80 (1st, 1980, Golden State, 1st)

Born July 24, 1958 in Pine Bluff, AR; 7-foot-1, 255 pounds. With Rockets: 1987-88; also played for Golden State 1980-84, 1985-87; New Jersey 1988-90; Denver 1990; Phoenix 1990-91

Seasons	G	MIN	FGM-A	PCT	3FTM-A	PCT	FTM-A	PCT	OFF	DEF	TOT	AST	PF-D	ST	BL	PTS	AVG	HI
HOU - 3	63	1596	323-715	.452	0-1	.000	113-151	.748	110	286	396	94	149-0	37	81	759	12.0	29
Playoffs																		
HOU - 1	4	116	18-47	.383	0-0	.000	8-10	.800	8	11	19	2	12-0	3	1	44	11.0	16

Sam Cassell #10

Florida State '93 (1st, 1993, ROCKETS, 24th)

Born Nov. 18, 1969 in Baltimore, MD; 6-foot-3, 185 pounds. With Rockets: 1993-96; also played for Phoenix 1996-97; Dallas 1996-97; New Jersey 1996-99; Milwaukee 1998-2003; Minnesota 2003-05; L.A. Clippers 2005-08; Boston 2007-08; assistant coach Washington 2009-14

Seasons	G	MIN	FGM-A	PCT	3FTM-A	PCT	FTM-A	PCT	OFF	DEF	TOT	AST	PF-D	ST	BL	PTS	AVG	HI
HOU - 3	209	4686	704-1639	.430	162-489	.331	539-646	.834	114	419	533	875	511-6	206	25	2109	10.1	31
Playoffs																		
HOU - 3	52	1169	163-410	.398	49-134	.366	158-188	.840	28	90	118	216	148-2	48	8	533	10.3	31

OMRI CASSPI #18

Israel (1st, 2009, Sacramento, 23rd)

Born June 22, 1988 in Tel Aviv, Israel; 6-foot-9, 225 pounds. With Rockets: 2013-14; also played for Cleveland 2011-2013; Sacramento 2009-11

Seasons	G	MIN	FGM-A	PCT	3FTM-A	PCT	FTM-A	PCT	OFF	DEF	TOT	AST	PF-D	ST	BL	PTS	AVG	HI
HOU - 1	71	1283	173-410	.422	61-176	.347	83-122	.68	55	205	260	88	100	44	14	490	6.9	20

History

Rockets All-Time Roster

Kelvin Cato #13

Iowa State '97 (1st, 1997, Dallas, 15th)

Born Aug. 26, 1974 in Atlanta, GA; 6-foot-11, 275 pounds. With Rockets: 1999-2004; also played for Portland 1997-99; Orlando 2004-06; Detroit 2005-06; New York 2006-07

Seasons	G	MIN	FGM-A	PCT	3FTM-A	PCT	FTM-A	PCT	Rebounds		AST	PF-D	ST	BL	PTS	AVG	HI
									OFF	DEF							
HOU - 5	317	7112	764-1455	.525	0-9	.000	447-725	.617	610	1345	1955	158	851-7	176	431	1975	6.2 27
Playoffs																	
HOU - 1	5	148	13-22	.591	0-0	.000	3-7	.429	14	20	34	2	18-1	5	4	29	5.8 12

Derrick Chievous #3

Missouri '88 (1st, 1988, ROCKETS, 16th)

Born July 3, 1967 in Jamaica, NY; 6-foot-7, 220 pounds. With Rockets: 1988-90; also played for Cleveland 1990-91

Seasons	G	MIN	FGM-A	PCT	3FTM-A	PCT	FTM-A	PCT	Rebounds		AST	PF-D	ST	BL	PTS	AVG	HI
									OFF	DEF							
HOU - 2	122	2031	367-812	.452	8-32	.250	252-331	.761	142	189	331	104	220-1	71	15	994	8.2 27
Playoffs																	
HOU - 1	4	40	5-17	.294	0-0	.000	8-10	.800	5	1	6	2	7-0	1	1	18	4.5 10

Pete Chilcutt #32

North Carolina '91 (1st, 1991, Sacramento, 27th)

Born Sept. 14, 1968 in Sumter, SC; 6-foot-10, 232 pounds. With Rockets: 1994-96; also played for Sacramento 1991-94; Detroit 1993-94; Vancouver 1996-99; Cleveland 1999-2000; L.A. Clippers 1999-2000; Utah 1999-2000

Seasons	G	MIN	FGM-A	PCT	3FTM-A	PCT	FTM-A	PCT	Rebounds		AST	PF-D	ST	BL	PTS	AVG	HI
									OFF	DEF							
HOU - 2	142	1998	219-507	.432	72-184	.391	48-68	.706	157	316	473	92	182-0	44	57	558	3.9 25
Playoffs																	
HOU - 2	21	333	32-68	.471	14-37	.378	14-19	.737	17	44	61	18	39-0	7	4	92	4.4 13

E.C. Coleman #44, #12

Houston Baptist '73 (3rd, 1973, ROCKETS, 51st)

Born Sept. 25, 1950 in Flora, MS; 6-foot-8, 225 pounds. With Rockets: 1973-74, 1978-79; also played for New Orleans 1974-77; Golden State 1977-78

Seasons	G	MIN	FGM-A	PCT	3FTM-A	PCT	FTM-A	PCT	Rebounds		AST	PF-D	ST	BL	PTS	AVG	HI
									OFF	DEF							
HOU - 2	64	1114	133-257	.518	-	-	48-75	.640	82	177	259	77	173-4	39	20	314	4.9 19

Jason Collier #52

Georgia Tech '00 (1st, 2000, Milwaukee, 15th)

Born Sept. 8, 1977 in Springfield, OH; deceased Oct. 15, 2005; 7-foot, 260 pounds. With Rockets: 2000-03; also played for Atlanta 2003-05

Seasons	G	MIN	FGM-A	PCT	3FTM-A	PCT	FTM-A	PCT	Rebounds		AST	PF-D	ST	BL	PTS	AVG	HI
									OFF	DEF							
HOU - 3	61	691	85-202	.421	0-2	0	43-58	.741	55	93	148	16	77-1	10	8	213	3.5 12

Sean Colson #20Charlotte '98 (Signed Free Agent, Atlanta; Jan. 18, 2001)

Born July 1, 1975 in Philadelphia, PA; 6-foot, 175 pounds. With Rockets: 2000-01; also played for Atlanta 2000-01

Seasons	G	MIN	FGM-A	PCT	3FTM-A	PCT	FTM-A	PCT	Rebounds		AST	PF-D	ST	BL	PTS	AVG	HI
									OFF	DEF							
HOU - 1	10	30	6-19	.316	1-4	.250	2-4	.500	2	1	3	7	6-0	1	0	15	1.5 6

Lester Conner #7

Oregon State '82 (1st, 1982, Golden State, 14th)

Born Sept. 17, 1959 in Memphis, TN; 6-foot-4, 185 pounds. With Rockets: 1987-88; also played for Golden State 1982-86; New Jersey 1988-91; Milwaukee 1990-92; L.A. Clippers 1992-93; Indiana 1993-94; L.A. Lakers 1994-95; assistant coach Boston 1998-2003; assistant coach Philadelphia 2004-05; assistant coach Milwaukee 2005-07; assistant coach Indiana 2007-10; assistant coach Atlanta 2010-13; assistant coach Denver 2013-14

Seasons	G	MIN	FGM-A	PCT	3FTM-A	PCT	FTM-A	PCT	Rebounds		AST	PF-D	ST	BL	PTS	AVG	HI
									OFF	DEF							
HOU - 1	52	399	50-108	.463	0-7	.000	32-41	.780	20	18	38	59	31-0	38	1	132	2.5 8
Playoffs																	
HOU - 1	1	1	0-0	.000	0-0	.000	2-2	1.000	0	1	1	1	0-0	1	0	2	2.0 2

Will Conroy #12, #5

Washington '05 (Signed Free Agent, L.A. Lakers; Sept. 19, 2005)

Born Dec. 8, 1982 in Portland, OR; 6-foot-2, 195 pounds. With Rockets: 2009-10; also played for Memphis 2006-07; L.A. Clippers 2006-07

Seasons	G	MIN	FGM-A	PCT	3FTM-A	PCT	FTM-A	PCT	Rebounds		AST	PF-D	ST	BL	PTS	AVG	HI
									OFF	DEF							
HOU - 1	5	36	3-10	.300	0-3	.000	0-2	.000	0	3	3	7	5-0	0	0	6	1.2 2

Brian Cook #43

Illinois '03 (1st, 2003, L.A. Lakers, 24th)

Born Dec. 4, 1980 in Lincoln, IL; 6-foot-9, 250 pounds. With Rockets: 2008-10; also played for L.A. Lakers 2003-08; Orlando 2007-09; L.A. Clippers 2010-12; Washington 2011-12

Seasons	G	MIN	FGM-A	PCT	3FTM-A	PCT	FTM-A	PCT	—Rebounds—			AST	PF-D	ST	BL	PTS	AVG	HI
									OFF	DEF	TOT							
HOU - 2	24	69	12-39	.308	4-14	.286	5-7	.714	2	12	14	2	8-0	5	33	1.4	5	
Playoffs																		
HOU - 1	6	32	4-15	.267	2-9	.222	0-0	.000	3	9	12	3	4-0	2	1	10	1.7	3

Rockets All-Time Roster

Daequan Cook #14

Ohio State '07 (1st, 2007, Philadelphia, 21st)

Born April 28, 1987 in Dayton, OH; 6-foot-5, 210 pounds. With Rockets: 2012-13; also played for Miami 2007-10; Oklahoma City 2010-12; Chicago 2012-13

Seasons	G	MIN	FGM-A	PCT	3FTM-A	PCT	FTM-A	PCT	OFF	DEF	TOT	AST	PF-D	ST	BL	PTS	AVG	HI
HOU - 1	16	165	21-59	.356	11-30	.367	2-3	.667	5	13	18	10	13-0	6	2	55	3.4	18

ROBERT COVINGTON #33

Tennessee State '13 (Signed Free Agent, ROCKETS, Jul. 25, 2013)

Born December 14, 1990 in Bellwood, IL; 6-foot-9, 215 pounds. With Rockets: 2013-14

Seasons	G	MIN	FGM-A	PCT	3FTM-A	PCT	FTM-A	PCT	OFF	DEF	TOT	AST	PF-D	ST	BL	PTS	AVG	HI
HOU - 1	7	34	6-14	.429	4-11	.364	0-0	.000	2	3	5	0	3-0	2	0	16	2.3	6

Dick Cunningham #34

Murray State '68 (2nd, 1968, Phoenix, 21st)

Born July 11, 1946 in Canton, OH; 6-foot-10, 252 pounds. With Rockets: 1971-72; also played for Milwaukee 1968-71, 1972-75

Seasons	G	MIN	FGM-A	PCT	3FTM-A	PCT	FTM-A	PCT	OFF	DEF	TOT	AST	PF-D	ST	BL	PTS	AVG	HI
HOU - 1	63	720	67-174	.385	-	-	37-53	.698	-	-	243	57	76-0	-	-	171	2.7	16

Earl Cureton #35

Detroit '80 (3rd, 1979, Philadelphia, 58th)

Born Sept. 3, 1957 in Detroit, MI; 6-foot-9, 215 pounds. With Rockets: 1993-94; also played for Philadelphia 1980-83; Detroit 1983-86; Chicago 1986; L.A. Clippers 1987-88; Charlotte 1988-89, 1990-91; Toronto 1996-97; assistant coach Charlotte (WNBA) 2005-06; assistant coach Detroit (WNBA) 2009; assistant coach Phoenix (WNBA) 2013

Seasons	G	MIN	FGM-A	PCT	3FTM-A	PCT	FTM-A	PCT	OFF	DEF	TOT	AST	PF-D	ST	BL	PTS	AVG	HI
HOU - 1	2	30	2-8	.250	0-0	.000	0-2	.000	4	8	12	0	4-0	0	0	4	2.0	4
Playoffs																		
HOU - 1	10	100	8-10	.800	0-0	.000	2-2	1.000	6	23	29	2	20-0	1	2	18	1.8	8

Bill Curley #15

Boston College '94 (1st, 1994, San Antonio, 22nd)

Born May 29, 1972 in Boston, MA; 6-foot-9, 245 pounds. With Rockets: 1999-2000; also played for Detroit 1994-95; Minnesota 1997-99; Golden State 1999-2000, 2000-01; Dallas 2000-01

Seasons	G	MIN	FGM-A	PCT	3FTM-A	PCT	FTM-A	PCT	OFF	DEF	TOT	AST	PF-D	ST	BL	PTS	AVG	HI
HOU - 1	4	50	6-11	.545	0-0	.000	0-0	.000	4	4	8	0	10-1	2	0	12	3.0	8

SAMUEL DALEMBERT #21

Seton Hall '01 (1st, 2001, Philadelphia, 26th)

Born May 10, 1981 in Port-au-Prince, Haiti; 6-foot-11, 250 pounds. With Rockets: 2011-12; also played for Philadelphia 2001-10; Sacramento 2010-11; Milwaukee 2012-13

Seasons	G	MIN	FGM-A	PCT	3FTM-A	PCT	FTM-A	PCT	OFF	DEF	TOT	AST	PF-D	ST	BL	PTS	AVG	HI
HOU - 1	65	1446	200-395	.506	0-1	.000	90-113	.796	158	298	456	33	162-2	37	111	490	7.5	21

TROY DANIELS #30

Virginia Commonwealth '13 (Undrafted)

Born July 15, 1991 in Roanoke, VA; 6-foot-4, 204 pounds. With Rockets: 2013-14

Seasons	G	MIN	FGM-A	PCT	3FTM-A	PCT	FTM-A	PCT	OFF	DEF	TOT	AST	PF-D	ST	BL	PTS	AVG	HI
HOU - 1	5	75	15-31	.484	12-25	.48	0-0	.000	0	4	4	5	6-0	0	0	42	8.4	22
Playoffs																		
HOU - 1	4	68	9-17	.529	8-15	.533	5-5	1.	3	6	9	1	10-0	2	0	31	7.8	17

Emanuel Davis #15

Delaware State '91 (Signed Free Agent, ROCKETS; June 26, 1996)

Born Aug. 27, 1968 in Philadelphia, PA; 6-foot-5, 195 pounds. With Rockets: 1996-98; also played for Seattle 1999-2001; Atlanta 2001-03

Seasons	G	MIN	FGM-A	PCT	3FTM-A	PCT	FTM-A	PCT	OFF	DEF	TOT	AST	PF-D	ST	BL	PTS	AVG	HI
HOU - 2	58	829	87-196	.444	39-99	.394	36-45	.800	12	57	69	85	75-0	26	5	249	4.3	19

Jim Davis #30

Colorado '64 (4th, 1964, Detroit, 27th)

Born Dec. 18, 1941 in Muncie, IN; 6-foot-9, 225 pounds. With Rockets: 1971-72; also played for St. Louis/Atlanta 1967-71; Detroit 1972-75

Seasons	G	MIN	FGM-A	PCT	3FTM-A	PCT	FTM-A	PCT	OFF	DEF	TOT	AST	PF-D	ST	BL	PTS	AVG	HI
HOU - 1	12	180	18-54	.333	-	-	26-38	.684	-	-	44	5	18-0	-	-	62	5.2	16

Josh Davis #18

Wyoming '02 (Signed Free Agent, Chicago; Sept. 29, 2003)

Born Aug. 10, 1980 in Salem, OR; 6-foot-8, 240 pounds. With Rockets: 2005-06; also played for Atlanta 2003-04; Philadelphia 2004-05; Milwaukee 2005-06; Phoenix 2005-06; Memphis 2011-12

Seasons	G	MIN	FGM-A	PCT	3FTM-A	PCT	FTM-A	PCT	OFF	DEF	TOT	AST	PF-D	ST	BL	PTS	AVG	HI
HOU - 1	1	1	0-0	.000	0-0	.000	0-0	.000	0	0	0	0	1-0	0	0	0	0.0	0

Rockets All-Time Roster

CARLOS DELFINO #10

Argentina '03 (1st, 2003, Detroit, 25th)

Born Aug. 29, 1982 in Santa Fe, Argentina; 6-foot-6, 230 pounds. With Rockets: 2012-13; also played for Detroit 2004-07; Toronto 2007-08; Milwaukee 2009-12

Seasons	G	MIN	FGM-A	PCT	3FTM-A	PCT	FTM-A	PCT	—Rebounds—			AST	PF-D	ST	BL	PTS	AVG	HI
									OFF	DEF	TOT							
HOU - 1	67	1689	251-620	.405	158-421	.375	48-56	.857	18	202	220	135	114-0	68	9	708	10.6	23
Playoffs																		
HOU - 1	5	120	15-40	.375	11-31	.355	4-4	1.000	1	11	12	10	10-0	3	1	45	9.0	13

Michael Dickerson #3

Arizona '98 (1st, 1998, ROCKETS, 14th)

Born June 25, 1975 in Greenville, SC; 6-foot-5, 190 pounds. With Rockets: 1998-99; also played for Vancouver/Memphis 1999-2003

Seasons	G	MIN	FGM-A	PCT	3FTM-A	PCT	FTM-A	PCT	—Rebounds—			AST	PF-D	ST	BL	PTS	AVG	HI
									OFF	DEF	TOT							
HOU - 1	50	1558	215-462	.465	71-164	.433	46-72	.639	26	57	83	95	90-0	27	11	547	10.9	31
Playoffs																		
HOU - 1	4	82	6-22	.273	3-8	.375	2-4	.500	2	2	4	3	8-0	2	3	17	4.3	11

Byron Dinkins #9

North Carolina-Charlotte '89 (Signed Free Agent, ROCKETS; Aug. 2, 1989)

Born June 15, 1967 in Charlotte, NC; 6-foot-2, 170 pounds. With Rockets: 1989-90; also played for San Antonio 1990-91; Indiana 1990-91

Seasons	G	MIN	FGM-A	PCT	3FTM-A	PCT	FTM-A	PCT	—Rebounds—			AST	PF-D	ST	BL	PTS	AVG	HI
									OFF	DEF	TOT							
HOU - 1	33	362	44-109	.404	1-9	.111	26-30	.867	13	27	40	75	30-0	19	2	115	3.5	12

Jacky Dorsey #44

Georgia '78 (2nd, 1976, New Orleans, 26th)

Born Dec. 18, 1954 in Atlanta, GA; 6-foot-7, 230 pounds. With Rockets: 1978-79; also played for Denver 1977-78; Portland 1977-78; Seattle 1980-81

Seasons	G	MIN	FGM-A	PCT	3FTM-A	PCT	FTM-A	PCT	—Rebounds—			AST	PF-D	ST	BL	PTS	AVG	HI
									OFF	DEF	TOT							
HOU - 1	20	108	24-43	.558	-	-	8-16	.500	12	11	23	2	25-0	1	2	56	2.8	8
Playoffs																		
HOU - 1	1	1	0-0	.000	-	-	0-0	.000	0	0	0	0	0-0	0	0	0	0.0	0

Joey Dorsey #15

Memphis '08 (2nd, 2008, Portland, 33rd)

Born Dec. 16, 1983 in Baltimore, MD; 6-foot-8, 268 pounds. With Rockets: 2008-10; also played for Sacramento 2009-10; Toronto 2010-11

Seasons	G	MIN	FGM-A	PCT	3FTM-A	PCT	FTM-A	PCT	—Rebounds—			AST	PF-D	ST	BL	PTS	AVG	HI
									OFF	DEF	TOT							
HOU - 2	10	60	6-13	.462	0-0	.000	1-2	.500	11	15	26	3	12-0	2	1	13	1.3	7

Toney Douglas #15

Florida State '09 (1st, 2009, L.A. Lakers, 29th)

Born March 16, 1986 in Tampa, FL; 6-foot-2, 185 pounds. With Rockets: 2012-13; also played for New York 2009-12; Sacramento 2012-13

Seasons	G	MIN	FGM-A	PCT	3FTM-A	PCT	FTM-A	PCT	—Rebounds—			AST	PF-D	ST	BL	PTS	AVG	HI
									OFF	DEF	TOT							
HOU - 1	49	913	139-352	.395	61-162	.377	60-68	.882	23	67	90	93	103-0	40	2	399	8.1	22

GORAN DRAGIC #3

Slovenia '08 (2nd, 2008, San Antonio, 45th)

Born May 6, 1986 in Ljubljana, Slovenia; 6-foot-3, 190 pounds. With Rockets: 2010-12; also played for Phoenix 2008-11, 2012-13

Seasons	G	MIN	FGM-A	PCT	3FTM-A	PCT	FTM-A	PCT	—Rebounds—			AST	PF-D	ST	BL	PTS	AVG	HI
									OFF	DEF	TOT							
HOU - 2	88	2130	336-725	.463	96-256	.375	177-226	.783	65	159	224	406	201-1	99	14	945	10.7	26

Bryce Drew #11

Valparaiso '98 (1st, 1998, ROCKETS, 16th)

Born Sept. 21, 1974 in Baton Rouge, LA; 6-foot-3, 185 pounds. With Rockets: 1998-2000; also played for Chicago 2000-01; Charlotte/New Orleans 2001-04

Seasons	G	MIN	FGM-A	PCT	3FTM-A	PCT	FTM-A	PCT	—Rebounds—			AST	PF-D	ST	BL	PTS	AVG	HI
									OFF	DEF	TOT							
HOU - 2	106	1734	205-542	.378	75-212	.354	53-61	.869	26	109	135	214	140-2	53	5	538	5.1	20
Playoffs																		
HOU - 1	1	4	1-1	1.000	0-0	.000	0-2	.000	1	2	3	2	1-0	0	0	2	2.0	2

Clyde Drexler #22

Houston '83 (1st, 1983, Portland, 14th)

Born June 22, 1962 in New Orleans, LA; 6-foot-7, 222 pounds. With Rockets: 1994-98 (#22 retired); also played for Portland 1983-95; head coach University of Houston 1998-2000; assistant coach Denver 2001-02; inducted into the Basketball Hall of Fame (2004); analyst for Rockets telecasts 2005-14

Seasons	G	MIN	FGM-A	PCT	3FTM-A	PCT	FTM-A	PCT	—Rebounds—			AST	PF-D	ST	BL	PTS	AVG	HI
									OFF	DEF	TOT							
HOU - 4	219	8041	1446-3248	.445	363-1072	.339	900-1146	.785	388	950	1338	1192	586-1	412	125	4155	19.0	43
Playoffs																		
HOU - 4	51	1946	330-749	.441	82-261	.314	206-265	.777	94	238	332	251	157-1	88	29	948	18.6	41

Mike Dunleavy #31, #10

South Carolina '76 (6th, 1976, Philadelphia, 99th)

Born March 21, 1954 in Brooklyn, NY; 6-foot-3, 180 pounds. With Rockets: 1977-82; also played for Philadelphia 1976-78; San Antonio 1982-83; Milwaukee 1983-85, 1988-90; head coach L.A. Lakers 1990-92; head coach Milwaukee 1992-96; head coach Portland 1997-2001; head coach L.A. Clippers 2003-10; father of Mike Dunleavy (Chicago Bulls)

Seasons	G	MIN	FGM-A	PCT	3FTM-A	PCT	FTM-A	PCT	—Rebounds—			AST	PF-D	ST	BL	PTS	AVG	HI
									OFF	DEF	TOT							
HOU - 5	280	5548	896-1869	.479	37-122	.303	512-626	.818	107	352	459	1051	626-5	213	15	2341	8.4	48
Playoffs																		
HOU - 4	30	593	84-188	.447	6-21	.286	43-50	.860	11	40	51	90	78-1	19	1	217	7.2	28

Rockets All-Time Roster

John Egan #21

Providence '61 (2nd, 1961, Detroit, 12th)

Born Jan. 31, 1939 in Hartford, CT; 6-foot, 180 pounds. With Rockets: 1970-72; also played for Detroit 1961-64; New York 1963-66; Baltimore 1965-68; L.A. Lakers 1968-70; Cleveland 1970-71; head coach Rockets 1972-76

Seasons	G	MIN	FGM-A	PCT	3FTM-A	PCT	FTM-A	PCT	—Rebounds—	TOT	AST	PF-D	ST	BL	PTS	AVG	HI
SD/HOU - 2	74	851	69-184	.375	-	-	43-55	.782	OFF DEF	57	105	95-0	-	-	181	2.4	16

Craig Ehlo #3

Washington State '83 (3rd, 1983, ROCKETS, 48th)

Born Aug. 11, 1961 in Lubbock, TX; 6-foot-7, 205 pounds. With Rockets: 1983-86; also played for Cleveland 1986-93; Atlanta 1993-96; Seattle 1996-97; analyst for Seattle SuperSonics broadcasts 2004-06

Seasons	G	MIN	FGM-A	PCT	3FTM-A	PCT	FTM-A	PCT	—Rebounds—			AST	PF-D	ST	BL	PTS	AVG	HI
									OFF	DEF	TOT							
HOU - 3	88	451	81-180	.450	3-12	.250	43-60	.717	29	51	80	61	61-0	25	7	208	2.4	14
Playoffs																		
HOU - 2	13	44	9-17	.529	0-1	.000	6-7	.857	1	2	3	6	4-0	4	1	24	1.8	

Mario Elie #17

American International '85 (7th, 1985, Milwaukee, 160th)

Born Nov. 26, 1963 in New York, NY; 6-foot-5, 250 pounds. With Rockets: 1993-98; also played for Philadelphia 1990; Golden State 1991-92; Portland 1992-93; San Antonio 1998-2000; Phoenix 2000-01; assistant coach San Antonio 2003-04; assistant coach Golden State 2004-06; studio analyst for Rockets broadcasts 2006-07; assistant coach Dallas 2007-09; assistant coach Sacramento 2009-11; assistant coach New Jersey/Brooklyn 2011-13

Seasons	G	MIN	FGM-A	PCT	3FTM-A	PCT	FTM-A	PCT	—Rebounds—			AST	PF-D	ST	BL	PTS	AVG	HI
									OFF	DEF	TOT							
HOU - 5	344	9562	1128-2351	.480	352-970	.363	748-870	.860	224	699	923	1066	690-2	333	51	3356	9.8	26
Playoffs																		
HOU - 5	74	1981	206-452	.456	74-190	.389	144-174	.828	56	137	193	173	164-3	52	11	630	8.5	22

Dave Feitl #5

Texas-El Paso '86 (2nd, 1986, ROCKETS, 43rd)

Born June 8, 1962 in Butler, PA; 7-foot, 240 pounds. With Rockets: 1986-87, 1990-91; also played for Golden State 1987-88; Washington 1988-89; New Jersey 1991-92

Seasons	G	MIN	FGM-A	PCT	3FTM-A	PCT	—Rebounds—			AST	PF-D	ST	BL	PTS	AVG	HI	
							OFF	DEF	TOT								
HOU - 2	114	870	140-342	.409	0-4	.000	86-115	.748	68	149	217	30	12	16	366	3.2	17
Playoffs																	
HOU - 1	6	8	0-0	.000	0-0	.000	2-2	1.000	0	1	1	0	0	0	2	0.3	2

Henry Finkel #17

Dayton '66 (2nd, 1966, L.A. Lakers, 17th)

Born April 20, 1942 in Union City, NJ; 7-foot, 240 pounds. With Rockets: 1967-69; also played for L.A. Lakers 1966-67; Boston 1969-75

Seasons	G	MIN	FGM-A	PCT	3FTM-A	PCT	FTM-A	PCT	—Rebounds—			AST	PF-D	ST	BL	PTS	AVG	HI
									OFF	DEF	TOT							
SD - 2	88	1448	291-603	.483	-	-	162-232	.698	-	-	482	93	228-6	-	-	744	8.5	42
Playoffs																		
SD - 1	2	12	0-3	.000	-	-	0-0	.000	-	-	7	0	3-0	-	-	0	0.0	0

Eric "Sleepy" Floyd #11, #21

Georgetown '82 (1st, 1982, New Jersey, 13th)

Born March 6, 1960 in Gastonia, NC; 6-foot-3, 175 pounds. With Rockets: 1987-93; also played for New Jersey 1982; Golden State 1982-87; San Antonio 1993-94; New Jersey 1994-95

Seasons	G	MIN	FGM-A	PCT	3FTM-A	PCT	FTM-A	PCT	—Rebounds—			AST	PF-D	ST	BL	PTS	AVG	HI
HOU - 6	439	11631	1842-4312	.427	312-933	.334	1034-1274	.812	OFF 245	DEF 859	TOT 1104	2363	808-2	470	76	5030	11.5	40
Playoffs																		
HOU - 5	22	587	92-214	.430	16-42	.381	47-63	.746	14	32	46	116	31-0	25	3	247	11.2	42

Jonny Flynn #9

Syracuse '09 (1st, 2009, Minnesota, 6th)

Born Feb. 6, 1989 in Niagara Falls, NY; 6-foot-0, 185 pounds. With Rockets: 2011-12; also played for Minnesota 2009-11; Portland 2011-12

Seasons	G	MIN	FGM-A	PCT	3FTM-A	PCT	FTM-A	PCT	—Rebounds—			AST	PF-D	ST	BL	PTS	AVG	HI
									OFF	DEF	TOT							
HOU - 1	11	135	12-41	.293	2-9	.222	11-14	.786	1	7	8	28	8-0	3	1	37	3.4	8

Alton Ford #1

Houston '01 (2nd, 2001, Phoenix, 51st)

Born May 29, 1981 in Houston, TX; 6-foot-9, 280 pounds. With Rockets: 2003-04; also played for Phoenix 2001-03

Seasons	G	MIN	FGM-A	PCT	3FTM-A	PCT	—Rebounds—					AST	PF-D	ST	BL	PTS	AVG	HI
							FTM-A	PCT	OFF	DEF	TOT							
HOU - 1	9	41	6-11	.545	0-0	.000	3-6	.500	3	8	11	3	9-0	0	1	15	1.7	7

Phil Ford #1

North Carolina '78 (1st, 1978, Kansas City, 2nd)

Born Feb. 9, 1956 in Rocky Mount, NC; 6-foot-2, 186 pounds. With Rockets: 1983-85; also played for Kansas City 1978-82; New Jersey 1982-83; Milwaukee 1982-83; assistant coach Detroit 2004-05; assistant coach New York 2005-07; assistant coach Charlotte 2007-11

Seasons	G	MIN	FGM-A	PCT	3FTM-A	PCT	FTM-A	PCT	—Rebounds—				AST	PF-D	ST	BL	PTS	AVG	HI
									OFF	DEF	TOT								
HOU - 2	106	2310	250-517	.484	2-19	.105	114-135	.844	31	133	164	471	276-7	65	9	616	5.8	18	

Rockets All-Time Roster

Courtney Fortson #9

Arkansas '10 (Signed Free Agent, L.A. Clippers; Jan. 16, 2012)

Born May 23, 1988 in Montgomery, AL; 5-foot-11, 185 pounds. With Rockets: 2011-12; also played for L.A. Clippers 2011-12

Seasons	G	MIN	FGM-A	PCT	3FTM-A	PCT	FTM-A	PCT	OFF	DEF	TOT	AST	PF-D	ST	BL	PTS	AVG	HI
HOU - 1	6	49	6-20	.300	2-9	.222	4-6	.667	2	5	7	5	2-0	3	0	18	3.0	12

Richie Frahm #14

Gonzaga '00 (Signed Free Agent, Seattle; Sept. 27, 2003)

Born Aug. 14, 1977 in Battle Ground, WA; 6-foot-5, 210 pounds. With Rockets: 2005-06; also played for Seattle 2003-04; Portland 2004-05; Minnesota 2005-06; L.A. Clippers 2007-08

Seasons	G	MIN	FGM-A	PCT	3FTM-A	PCT	FTM-A	PCT	OFF	DEF	TOT	AST	PF-D	ST	BL	PTS	AVG	HI
HOU - 1	8	117	15-35	.429	8-22	.364	4-5	.800	0	10	10	6	8-0	1	0	42	5.3	16

Steve Francis #3

Maryland '99 (1st, 1999, Vancouver, 2nd)

Born Feb. 21, 1977 in Silver Spring, MD; 6-foot-3, 210 pounds. With Rockets: 1999-2004, 2007-09; also played for Orlando 2004-06; New York 2005-07; also with Memphis 2008-09

Seasons	G	MIN	FGM-A	PCT	3FTM-A	PCT	FTM-A	PCT	OFF	DEF	TOT	AST	PF-D	ST	BL	PTS	AVG	HI
HOU - 6	384	15024	2507-5829	.430	470-1363	.345	1797-2278	.789	727	1591	2318	2411	1210-17	619	166	7281	19.0	44
Playoffs																		
HOU - 1	5	222	30-70	.429	7-17	.412	29-40	.725	6	36	42	38	18-1	7	1	96	19.2	27

World B. Free #21

Guilford '75 (2nd, 1975, Philadelphia, 23rd)

Born Dec. 9, 1953 in Atlanta, GA; 6-foot-3, 190 pounds. With Rockets: 1987-88; also played for Philadelphia 1975-78, 1986-87; San Diego 1978-80; Golden State 1980-83; Cleveland 1983-86; Philadelphia Director of Player Development/Ambassador of 76ers Basketball

Seasons	G	MIN	FGM-A	PCT	3FTM-A	PCT	FTM-A	PCT	OFF	DEF	TOT	AST	PF-D	ST	BL	PTS	AVG	HI
HOU - 1	58	682	143-350	.409	8-35	.229	80-100	.800	14	30	44	60	74-2	20	3	374	6.7	37
Playoffs																		
HOU - 1	2	12	0-2	.000	0-1	.000	0-0	.000	1	1	2	1	2-0	0	0	0	0.0	0

Reece Gaines #4

Louisville '03 (1st, 2003, Orlando, 15th)

Born Jan. 7, 1981 in Madison, WI; 6-foot-6, 205 pounds. With Rockets: 2004-05; also played for Orlando 2003-04; Milwaukee 2004-06

Seasons	G	MIN	FGM-A	PCT	3FTM-A	PCT	FTM-A	PCT	OFF	DEF	TOT	AST	PF-D	ST	BL	PTS	AVG	HI
HOU - 1	10	108	10-27	.370	3-12	.250	3-4	.750	0	11	11	3	12-0	3	0	26	2.6	11

Dave Gambee #20

Oregon State '58 (1st, 1958, St. Louis, 7th)

Born Apr. 16, 1937; 6-foot-6, 215 pounds. With Rockets: 1967-68; also played for St. Louis 1958-60; Cincinnati 1959-60; Syracuse 1960-63; Philadelphia 1963-67; Milwaukee 1968-69; Detroit 1968-69; San Francisco 1969-70

Seasons	G	MIN	FGM-A	PCT	3FTM-A	PCT	FTM-A	PCT	OFF	DEF	TOT	AST	PF-D	ST	BL	PTS	AVG	HI
SD - 1	80	1755	375-853	.440	-	-	321-379	.847	-	-	464	93	253-5	-	-	1071	13.4	39

FRANCISCO GARCIA #32

Louisville '03 (1st, 2005, Sacramento, 23rd)

Born Dec. 31, 1980 in Santo Domingo, Dominican Republic; 6-foot-7, 195 pounds. With Rockets: 2012-14; also played for Sacramento 2005-13

Seasons	G	MIN	FGM-A	PCT	3FTM-A	PCT	FTM-A	PCT	OFF	DEF	TOT	AST	PF-D	ST	BL	PTS	AVG	HI
HOU - 1	73	1402	159-389	.409	96-263	.365	16-26	.615	22	123	145	83	142-1	41	40	430	5.9	21
Playoffs																		
HOU - 2	8	186	24-56	.429	17-40	.425	6-9	.667	4	18	22	9	24-0	4	5	71	8.9	18

Winston Garland #22

S.W. Missouri State '87 (2nd, 1987, Milwaukee, 40th)

Born Dec. 19, 1964 in Gary, IN; 6-foot-2, 175 pounds. With Rockets: 1992-93; also played for Golden State 1987-89; L.A. Clippers 1989-91; Denver 1991-92; Minnesota 1994-95

Seasons	G	MIN	FGM-A	PCT	3FTM-A	PCT	FTM-A	PCT	OFF	DEF	TOT	AST	PF-D	ST	BL	PTS	AVG	HI
HOU - 1	66	1004	152-343	.443	6-13	.462	81-89	.910	32	76	108	138	116-0	39	4	391	5.9	16
Playoffs																		
HOU - 1	12	246	30-74	.405	0-1	.000	17-17	1.000	6	27	33	31	27-1	16	0	77	6.4	14

Calvin Garrett #00

Oral Roberts '80 (3rd, 1979, Chicago, 47th)

Born July 11, 1956 in Parsons, TN; 6-foot-7, 195 pounds. With Rockets: 1980-83; also played for L.A. Lakers 1983-84

Seasons	G	MIN	FGM-A	PCT	3FTM-A	PCT	FTM-A	PCT	OFF	DEF	TOT	AST	PF-D	ST	BL	PTS	AVG	HI
HOU - 3	125	2530	297-668	.445	4-14	.286	69-90	.767	115	250	365	211	265-0	82	16	667	5.3	22
Playoffs																		
HOU - 2	14	118	9-22	.409	0-1	.000	7-8	.875	3	12	15	6	10-0	5	1	25	1.8	8

Dick Gibbs #40

Texas-El Paso '71 (3rd, 1971, Chicago, 49th)

Born Dec. 20, 1948 in Ames, IA; 6-foot-5, 210 pounds. With Rockets: 1971-73; also played for Kansas City 1972-73; Seattle 1973-74; Washington 1974-75; Buffalo 1975-76

Seasons	G	MIN	FGM-A	PCT	3FTM-A	PCT	FTM-A	PCT	OFF	DEF	TOT	AST	PF-D	ST	BL	PTS	AVG	HI
HOU - 2	65	759	90-266	.338	-	-	55-66	.833	-	-	140	52	128-0	-	-	235	3.7	22

Rockets All-Time Roster

Dan Godfred #35

Evansville '90 (Signed Free Agent, Minnesota; Dec. 29, 1990)

Born June 14, 1967 in Stillman Valley, IL; 6-foot-10, 250 pounds. With Rockets: 1991-92; also played for Minnesota 1990-91

Seasons	G	MIN	FGM-A	PCT	3FTM-A	PCT	FTM-A	PCT	OFF	DEF	TOT	AST	PF-D	ST	BL	PTS	AVG	HI
HOU - 1	1	2	0-0	.000	0-0	.000	0-0	.000	0	0	0	0	0-0	0	0	0	0.0	0

Stephen Graham #9

Oklahoma State '05 (Signed Free Agent, ROCKETS; Dec. 10, 2005)

Born June 11, 1982 in Wilmington, DE; 6-foot-6, 215 pounds. With Rockets: 2005-06; also played for Chicago 2005-06; Cleveland 2005-06; Portland 2006-07; Indiana 2007-09; Charlotte 2009-10; New Jersey 2010-11

Seasons	G	MIN	FGM-A	PCT	3FTM-A	PCT	FTM-A	PCT	OFF	DEF	TOT	AST	PF-D	ST	BL	PTS	AVG	HI
HOU - 1	6	38	6-16	.375	1-5	.200	4-4	1.000	1	6	7	3	5-0	2	0	17	2.8	9

Devin Gray #9

Clemson '95 (Signed Free Agent, Sacramento; Dec. 21, 1996)

Born March 10, 1972 in Baltimore, MD; 6-foot-7, 240 pounds. With Rockets: 1999-2000; also played for Sacramento 1996-97; San Antonio 1996-97

Seasons	G	MIN	FGM-A	PCT	3FTM-A	PCT	FTM-A	PCT	OFF	DEF	TOT	AST	PF-D	ST	BL	PTS	AVG	HI
HOU - 1	21	124	15-37	.405	0-0	.000	19-29	.655	11	14	25	5	22-0	5	3	49	2.3	6

GERALD GREEN #25

Gulf Shores Academy '05 (1st, 2005, Boston, 18th)

Born Jan. 26, 1986 in Houston, TX; 6-foot-8, 200 pounds. With Rockets: 2007-08; also played for Boston 2005-07; Minnesota 2007-08; Dallas 2008-09; New Jersey 2011-12; Indiana 2012-13

Seasons	G	MIN	FGM-A	PCT	3FTM-A	PCT	FTM-A	PCT	OFF	DEF	TOT	AST	PF-D	ST	BL	PTS	AVG	HI
HOU - 1	1	4	3-3	1.000	0-0	.000	0-0	.000	2	0	2	0	2-0	0	0	6	6.0	6

Johnny Green #24

Michigan State '59 (1st, 1959, New York, 6th)

Born Dec. 8, 1933 in Dayton, OH; 6-foot-6, 210 pounds. With Rockets: 1967-68; also played for New York 1959-66; Baltimore 1965-67; Philadelphia 1967-69; Cincinnati/Kansas City 1969-73

Seasons	G	MIN	FGM-A	PCT	3FTM-A	PCT	FTM-A	PCT	OFF	DEF	TOT	AST	PF-D	ST	BL	PTS	AVG	HI
SD - 1	42	1073	241-526	.458	-	-	100-212	.472	-	-	423	59	112-3	-	-	582	13.9	35

Adrian Griffin #7

Seton Hall '96 (Signed Free Agent, Boston; Aug. 1, 1999)

Born July 4, 1974 in Wichita, KS; 6-foot-5, 230 pounds. With Rockets: 2003-04; also played for Boston 1999-2001; Dallas 2001-03, 2005-06; Chicago 2004-05, 2006-08; Seattle 2007-08; assistant coach Milwaukee 2009-10; assistant coach Chicago 2010-14

Seasons	G	MIN	FGM-A	PCT	3FTM-A	PCT	FTM-A	PCT	OFF	DEF	TOT	AST	PF-D	ST	BL	PTS	AVG	HI
HOU - 1	19	133	5-18	.278	1-2	.500	0-4	.000	1	18	19	10	17-0	7	2	11	0.6	3

Eddie Griffin #33

Seton Hall '01 (1st, 2001, New Jersey, 7th)

Born May 30, 1982 in Philadelphia, PA; deceased Aug. 17, 2007; 6-foot-10, 220 pounds. With Rockets: 2001-03; also played for Minnesota 2004-07

Seasons	G	MIN	FGM-A	PCT	3FTM-A	PCT	FTM-A	PCT	OFF	DEF	TOT	AST	PF-D	ST	BL	PTS	AVG	HI
HOU - 2	150	3786	515-1344	.383	154-465	.331	122-180	.678	255	622	877	139	253-2	69	245	1306	8.7	25

Matt Guokas #11

St. Joseph's [PA] '66 (1st, 1966, Philadelphia, 9th)

Born Feb. 25, 1944 in Philadelphia, PA; 6-foot-6, 195 pounds. With Rockets: 1973-74; also played for Philadelphia 1966-71; Chicago 1970-71, 1974-76; Cincinnati/Kansas City 1971-74, 1975-76; head coach Philadelphia 1985-88; head coach Orlando 1989-93; former analyst for Orlando broadcasts

Seasons	G	MIN	FGM-A	PCT	3FTM-A	PCT	FTM-A	PCT	OFF	DEF	TOT	AST	PF-D	ST	BL	PTS	AVG	HI
HOU - 1	39	1007	93-203	.458	-	-	21-28	.750	17	43	60	133	73-1	27	14	207	5.3	14

JORDAN HAMILTON #5

Texas '11 (1st, 2011, Dallas, 26)

Born October 6, 1990 in Los Angeles, CA; 6-foot-7, 2200 pounds. With Rockets: 2013-14; also played for Denver 2011-13

Seasons	G	MIN	FGM-A	PCT	3FTM-A	PCT	FTM-A	PCT	OFF	DEF	TOT	AST	PF-D	ST	BL	PTS	AVG	HI
HOU - 1	21	349	48-122	.393	25-69	.362	17-20	.85	9	52	61	18	36-0	13	7	138	6.6	16

Thomas Hamilton #30

Chicago King H.S. '94 (Signed Free Agent, Boston; Nov. 24, 1995)

Born April 3, 1975 in Chicago, IL; 7-foot-2, 330 pounds. With Rockets: 1999-2000; also played for Boston 1995-96

Seasons	G	MIN	FGM-A	PCT	3FTM-A	PCT	FTM-A	PCT	OFF	DEF	TOT	AST	PF-D	ST	BL	PTS	AVG	HI
HOU - 1	22	273	35-79	.443	0-0	.000	12-23	.522	31	59	90	15	25-0	4	14	82	3.7	12

JAMES HARDEN #13

Arizona State '09 (1st, 2009, Oklahoma City, 3rd)

Born Aug. 26, 1989 in Bellflower, CA; 6-foot-5, 220 pounds. With Rockets: 2012-14; also played for Oklahoma City 2009-12

Seasons	G	MIN	FGM-A	PCT	3FTM-A	PCT	FTM-A	PCT	OFF	DEF	TOT	AST	PF-D	ST	BL	PTS	AVG	HI
HOU - 2	151	5762	1134-2542	.446	356-969	.367	1250-1457	.858	123	600	723	901	355-0	257	67	3874	25.7	46
Playoffs																		
HOU - 2	12	506	95-248	.383	31-98	.316	98-116	.845	10	58	68	62	39-1	24	7	319	26.6	37

Rockets All-Time Roster

Othella Harrington #32

Georgetown '96 (2nd, 1996, ROCKETS, 30th)

Born Jan. 31, 1974 in Jackson, MS; 6-foot-9, 235 pounds. With Rockets: 1996-99; also played for Vancouver 1999-2001; New York 2000-04; Chicago 2004-06; Charlotte 2006-08

Seasons	G	MIN	FGM-A	PCT	3FTM-A	PCT	FTM-A	PCT	—Rebounds—			AST	PF-D	ST	BL	PTS	AVG	HI
									OFF	DEF	TOT							
HOU - 3	156	2666	397-774	.513	0-4	.000	229-325	.705	220	431	651	57	327-3	28	74	1023	6.6	23
Playoffs																		
HOU - 3	14	80	16-28	.571	0-1	.000	15-21	.714	9	16	25	1	4-0	0	2	47	3.4	12

Mike Harris #19, #17, #33

Rice '05 (Signed Free Agent, ROCKETS; March 8, 2008)

Born June 15, 1983 in Hillsboro, TX; 6-foot-6, 235 pounds. With Rockets: 2007-08, 2009-11; also played for Washington 2009-10

Seasons	G	MIN	FGM-A	PCT	3FTM-A	PCT	FTM-A	PCT	—Rebounds—			AST	PF-D	ST	BL	PTS	AVG	HI
									OFF	DEF	TOT							
HOU - 3	29	257	40-87	.460	0-3	.000	15-26	.577	35	44	79	7	28-0	10	5	95	3.3	12
Playoffs																		
HOU - 1	3	9	1-2	.500	0-0	.000	1-2	.500	1	1	2	0	0-0	0	0	3	1.0	2

Steve Harris #20

Tulsa '85 (1st, 1985, ROCKETS, 19th)

Born Oct. 15, 1963 in Kansas City, MO; 6-foot-5, 195 pounds. With Rockets: 1985-88; also played for Golden State 1987-88; Detroit 1988-89; L.A. Clippers 1989-90

Seasons	G	MIN	FGM-A	PCT	3FTM-A	PCT	FTM-A	PCT	—Rebounds—			AST	PF-D	ST	BL	PTS	AVG	HI
									OFF	DEF	TOT							
HOU - 3	145	1855	388-918	.423	1-14	.071	176-200	.880	108	140	248	167	181-1	66	22	953	6.6	22
Playoffs																		
HOU - 2	24	174	30-72	.417	0-1	.000	7-11	.636	8	9	17	7	18-0	7	3	67	2.8	12

Steve Hawes #10

Washington '72 (2nd, 1972, Cleveland, 24th)

Born May 26, 1950 in Seattle, WA; 6-foot-9, 220 pounds. With Rockets: 1974-76; also played for Portland 1975-76; Atlanta 1976-83; Seattle 1982-84

Seasons	G	MIN	FGM-A	PCT	3FTM-A	PCT	FTM-A	PCT	—Rebounds—			AST	PF-D	ST	BL	PTS	AVG	HI
									OFF	DEF	TOT							
HOU - 2	61	948	145-292	.497	-	-	45-55	.818	85	208	293	98	105-1	36	36	335	5.5	20
Playoffs																		
HOU - 1	8	128	18-38	.474	-	-	8-9	.889	3	26	29	13	11-0	3	3	44	5.5	12

Juaquin Hawkins #1

Long Beach State '96 (Signed Free Agent, ROCKETS; Sept. 30, 2002)

Born July 2, 1973 in Gardina, CA; 6-foot-7, 220 pounds. With Rockets: 2002-03

Seasons	G	MIN	FGM-A	PCT	3FTM-A	PCT	FTM-A	PCT	—Rebounds—			AST	PF-D	ST	BL	PTS	AVG	HI
									OFF	DEF	TOT							
HOU - 1	58	685	57-148	.385	10-24	.417	10-20	.500	16	62	78	47	57-0	29	6	134	2.3	14

CHUCK HAYES #44

Kentucky '05 (Signed Free Agent, ROCKETS; Jan. 18, 2006)

Born June 11, 1983 in San Leandro, CA; 6-foot-6, 238 pounds. With Rockets: 2005-11; Sacramento 2011-13

Seasons	G	MIN	FGM-A	PCT	3FTM-A	PCT	—Rebounds—					AST	PF-D	ST	BL	PTS	AVG	HI
							OFF	DEF	TOT									
HOU - 6	424	8534	811-1566	.518	0-10	.000	232-385	.603	847	1594	2441	535	1122-18	367	186	1854	4.4	21
Playoffs																		
HOU - 3	26	478	29-49	.592	0-5	.000	2-5	.400	34	78	112	18	67-0	25	11	60	2.3	12

Elvin Hayes #11, #44

Houston '68 (1st, 1968, ROCKETS, 1st)

Born Nov. 17, 1945 in Rayville, LA; 6-foot-9, 235 pounds. With Rockets: 1968-72, 1981-84; also played for Baltimore/Capital/Washington 1972-81; inducted into Basketball Hall of Fame (1990)

Seasons	G	MIN	FGM-A	PCT	3FTM-A	PCT	FTM-A	PCT	—Rebounds—			AST	PF-D	ST	BL	PTS	AVG	HI
									OFF	DEF	TOT							
SD/HOU - 7	572	20782	4725-10614	.445	2-11	.182	2310-3500	.660	-	-	6974	1104	1636-16	128	213	11762	20.6	54
Playoffs																		
SD/HOU - 2	9	402	77-164	.470	0-0	.000	43-68	.632	-	-	113	8	33-0	2	10	197	21.9	31

Luther Head #2

Illinois '05 (1st, 2005, ROCKETS, 24th)

Born Nov. 26, 1982 in Chicago, IL; 6-foot-3, 185 pounds. With Rockets: 2005-09; also played for Miami 2008-09; Indiana 2009-10; Sacramento 2010-11

Seasons	G	MIN	FGM-A	PCT	3FTM-A	PCT	FTM-A	PCT	—Rebounds—			AST	PF-D	ST	BL	PTS	AVG	HI
									OFF	DEF	TOT							
HOU - 4	255	6222	805-1908	.422	383-977	.392	249-325	.766	85	595	680	582	392-3	215	24	2242	8.8	30
Playoffs																		
HOU - 2	12	185	12-50	.240	6-29	.207	6-10	.600	3	18	21	12	19-1	5	3	36	3.0	8

Alvin Heggs #55

Texas '89 (Signed Free Agent, ROCKETS; Oct. 5, 1995)

Born on Dec. 12, 1967 in Jacksonville, FL; 6-foot-8; 225 pounds. With Rockets 1995-96

Seasons	G	MIN	FGM-A	PCT	3FTM-A	PCT	FTM-A	PCT	—Rebounds—			AST	PF-D	ST	BL	PTS	AVG	HI
									OFF	DEF	TOT							
HOU - 1	4	14	3-5	.600	0-0	.000	2-3	.667	1	1	2	0	0-0	0	0	8	2.0	7

Rockets All-Time Roster

Gerald Henderson #9

Virginia Commonwealth '78 (3rd, 1978, San Antonio, 64th)

Born Jan. 16, 1956 in Richmond, VA; 6-foot-2, 180 pounds. With Rockets: 1991-92; also played for Boston 1979-84; Seattle 1984-87; New York 1986-88; Philadelphia 1987-89; Milwaukee 1989-90; Detroit 1989-91, 1991-92

Seasons	G	MIN	FGM-A	PCT	3FTM-A	PCT	FTM-A	PCT	OFF	DEF	TOT	AST	PF-D	ST	BL	PTS	AVG	HI
HOU - 1	8	34	4-11	.364	0-3	.000	4-6	.667	1	1	2	5	4-0	0	0	12	1.5	6

Tom Henderson #6

Hawaii '74 (1st, 1974, Atlanta, 7th)

Born Jan. 26, 1952 in Newberry, SC; 6-foot-3, 190 pounds. With Rockets: 1979-83; also played for Atlanta 1974-77; Washington 1976-79

Seasons	G	MIN	FGM-A	PCT	3FTM-A	PCT	FTM-A	PCT	OFF	DEF	TOT	AST	PF-D	ST	BL	PTS	AVG	HI
HOU - 4	258	5472	581-1321	.440	0-9	.000	284-379	.749	115	307	422	1025	395-2	200	17	1446	5.6	19
Playoffs																		
HOU - 3	31	886	86-194	.443	0-2	.000	39-47	.830	24	55	79	155	63-0	24	5	211	6.8	16

Conner Henry #4

UC-Santa Barbara '86 (4th, 1986, ROCKETS, 89th)

Born July 21, 1963 in Claremont, CA; 6-foot-7, 195 pounds. With Rockets: 1986-87; also played for Boston 1986-87; Milwaukee 1987-88; Sacramento 1987-88

Seasons	G	MIN	FGM-A	PCT	3FTM-A	PCT	FTM-A	PCT	OFF	DEF	TOT	AST	PF-D	ST	BL	PTS	AVG	HI
HOU - 1	18	92	8-33	.242	1-11	.091	7-10	.700	0	7	7	8	7-0	3	0	24	1.3	5

Carl Herrera #7

Houston '90 (2nd, 1990, Miami, 30th)

Born Dec. 14, 1966 in Trinidad; 6-foot-9, 225 pounds. With Rockets: 1991-95; also played for San Antonio 1995-98; Vancouver 1998-99; Denver 1998-99

Seasons	G	MIN	FGM-A	PCT	3FTM-A	PCT	FTM-A	PCT	OFF	DEF	TOT	AST	PF-D	ST	BL	PTS	AVG	HI
HOU - 4	260	4989	636-1242	.512	0-5	.000	292-434	.673	380	736	1116	169	545-1	135	124	1564	6.0	22
Playoffs																		
HOU - 3	29	449	54-116	.466	0-2	.000	25-36	.694	30	60	90	11	73-2	8	5	133	4.6	12

Phil Hicks #33

Tulane '76 (2nd, 1976, ROCKETS, 27th)

Born Jan. 31, 1953 in Chicago, IL; 6-foot-7, 205 pounds. With Rockets: 1976-77; also played for Chicago 1976-77; Denver 1978-79

Seasons	G	MIN	FGM-A	PCT	3FTM-A	PCT	FTM-A	PCT	OFF	DEF	TOT	AST	PF-D	ST	BL	PTS	AVG	HI
HOU - 1	2	7	0-2	.000	-	-	0-0	.000	1	0	1	1	1-0	1	0	0	0.0	0

JORDAN HILL #27

Arizona '09 (1st, 2009, New York, 8th)

Born July 27, 1987 in Newberry, SC; 6-foot-10, 235 pounds. With Rockets: 2009-12; also played for New York 2009-10; L.A. Lakers 2011-13

Seasons	G	MIN	FGM-A	PCT	3FTM-A	PCT	FTM-A	PCT	OFF	DEF	TOT	AST	PF-D	ST	BL	PTS	AVG	HI
HOU - 3	127	1966	299-596	.502	0-5	.000	116-171	.678	219	356	575	56	272-1	27	85	714	5.6	16

Lionel Hollins #9

Arizona State '75 (1st, 1975, Portland, 6th)

Born Oct. 19, 1953 in Arkansas City, KS; 6-foot-3, 185 pounds. With Rockets: 1984-85; also played for Portland 1975-80; Philadelphia 1979-82; San Diego 1982-83; Detroit 1983-84; assistant coach Phoenix 1988-95; assistant coach Vancouver 1995-2000; interim head coach Vancouver 1999-2000; assistant coach Memphis 2002-07; assistant coach Milwaukee 2008-09; head coach Memphis 2008-13

Seasons	G	MIN	FGM-A	PCT	3FTM-A	PCT	FTM-A	PCT	OFF	DEF	TOT	AST	PF-D	ST	BL	PTS	AVG	HI
HOU - 1	80	1950	249-540	.461	3-13	.231	108-136	.794	33	140	173	417	187-1	78	10	609	7.6	23
Playoffs																		
HOU - 1	5	94	8-26	.308	0-0	.000	1-1	1.000	1	8	9	18	16-1	4	0	17	3.4	6

Robert Horry #25

Alabama '92 (1st, 1992, ROCKETS, 11th)

Born Aug. 25, 1970 in Hartford, MD; 6-foot-10, 225 pounds. With Rockets: 1992-96; also played for Phoenix 1996-97; L.A. Lakers 1997-2003; San Antonio 2003-08

Seasons	G	MIN	FGM-A	PCT	3FTM-A	PCT	FTM-A	PCT	OFF	DEF	TOT	AST	PF-D	ST	BL	PTS	AVG	HI
HOU - 4	295	9408	1185-2653	.447	284-798	.356	455-613	.742	419	1149	1568	919	754-4	409	343	3109	10.5	40
Playoffs																		
HOU - 4	65	2301	275-627	.439	108-282	.383	127-179	.709	109	306	415	220	196-4	106	75	785	12.1	24

DWIGHT HOWARD #12

SW Atlanta Christian Academy '04 (1st, 2004, ORLANDO, 1st)

Born Dec. 8, 1985 in Atlanta, GA; 6-foot-11, 265 pounds. With Rockets: 2013-14; also played for L.A. Lakers 2012-13; Orlando 2004-12

Seasons	G	MIN	FGM-A	PCT	3FTM-A	PCT	FTM-A	PCT	OFF	DEF	TOT	AST	PF-D	ST	BL	PTS	AVG	HI
HOU - 1	71	2396	473-800	.591	2-7	.286	349-638	.547	231	635	866	131	240-0	60	128	1297	18.3	35
Playoffs																		
HOU - 1	6	231	58-106	.547	0-0	.000	40-64	.625	27	55	82	11	25-1	4	17	156	26.0	32

Juwan Howard #5

Michigan '94 (1st, 1994, Washington, 5th)

Born Feb. 7, 1973 in Chicago, IL; 6-foot-9, 253 pounds. With Rockets: 2004-07; also played for Washington 1994-2001; Dallas 2000-02, 2007-08; Denver 2001-03, 2008-09; Orlando 2003-04; Charlotte 2008-09; Portland 2009-10; Miami 2010-13; assistant coach Miami 2013-14

Seasons	G	MIN	FGM-A	PCT	3FTM-A	PCT	FTM-A	PCT	OFF	DEF	TOT	AST	PF-D	ST	BL	PTS	AVG	HI
HOU - 3	221	6284	947-2065	.459	0-5	.000	406-494	.822	432	919	1351	337	583-3	110	21	2300	10.4	31
Playoffs																		
HOU - 1	7	157	14-35	.400	0-0	.000	7-11	.636	10	21	31	7	10-0	5	0	35	5.0	12

Rockets All-Time Roster

Bobby Jackson #8

Minnesota '97 (1st, 1997, Seattle, 23rd)

Born March 13, 1973 in East Spencer, NC; 6-foot-1, 185 pounds. With Rockets: 2007-08; also played for Denver 1997-98; Minnesota 1998-2000; Sacramento 2000-05, 2008-09; Memphis 2005-06; New Orleans/Oklahoma City 2006-08; assistant coach Sacramento 2011-13; assistant coach Minnesota 2013-14

Seasons	G	MIN	FGM-A	PCT	3FTM-A	PCT	FTM-A	PCT	—Rebounds—			AST	PF-D	ST	BL	PTS	AVG	HI
									OFF	DEF	TOT							
HOU - 1	26	498	88-210	.419	28-82	.341	24-32	.750	10	61	71	63	37-0	13	2	228	8.8	19
Playoffs																		
HOU - 1	6	138	20-70	.286	5-24	.208	7-11	.636	2	8	10	9	11-0	5	0	52	8.7	18

Jaren Jackson #12

Georgetown '89 (Signed Free Agent, New Jersey; Oct. 3, 1989)

Born on Oct. 27, 1967 in New Orleans, LA; 6-foot-6; 200 pounds. With Rockets 1995-96; also played for New Jersey 1989-90; Golden State 1991-92; L.A. Clippers 1992-93; Portland 1993-94; Philadelphia 1994-95; Washington 1996-97; San Antonio 1997-2001; Orlando 2001-2002

Seasons	G	MIN	FGM-A	PCT	3FTM-A	PCT	FTM-A	PCT	—Rebounds—			AST	PF-D	ST	BL	PTS	AVG	HI
									OFF	DEF	TOT							
HOU - 1	4	33	0-8	.000	0-5	.000	8-10	.800	0	3	3	0	5-0	1	0	8	2.0	7

Jim Jackson #21

Ohio State '92 (1st, 1992, Dallas, 4th)

Born Oct. 14, 1970 in Toledo, OH; 6-foot-6, 220 pounds. With Rockets: 2003-05; also played for Dallas 1992-97; New Jersey 1996-97; Philadelphia 1997-98; Golden State 1997-98; Portland 1998-99; Atlanta 1999-2001; Cleveland 2000-01; Miami 2001-02; Sacramento 2002-03; Phoenix 2004-06; L.A. Lakers 2005-06

Seasons	G	MIN	FGM-A	PCT	3FTM-A	PCT	FTM-A	PCT	—Rebounds—		TOT	AST	PF-D	ST	BL	PTS	AVG	HI
									OFF	DEF								
HOU - 2	104	4109	500-1183	.423	216-552	.391	137-160	.856	62	540	602	312	294-2	109	24	1353	13.0	28
Playoffs																		
HOU - 1	5	221	29-73	.397	8-29	.276	8-12	.667	3	49	52	10	9-0	5	1	74	14.8	19

Mark Jackson #31

St. John's '87 (1st, 1987, New York, 18th)

Born Apr. 1, 1965 in Brooklyn NY; 6-foot-3, 205 pounds. With Rockets: 2003-04; also played for New York 1987-92, 2000-02; L.A. Clippers 1992-94; Indiana 1994-2000; Denver 1996-97; Toronto 2000-01; Utah 2002-03; former New Jersey Nets broadcaster; former analyst for ABC/ESPN; head coach Golden State 2011-14

Seasons	G	MIN	FGM-A	PCT	3FTM-A	PCT	FTM-A	PCT	—Rebounds—			AST	PF-D	ST	BL	PTS	AVG	HI
									OFF	DEF	TOT							
HOU - 1	42	577	34-100	.340	7-41	.171	28-39	.718	10	60	70	119	41-0	17	1	103	2.5	25
Playoffs																		
HOU - 1	5	38	1-6	.167	0-3	.000	0-0	.000	0	3	3	5	1-0	2	0	2	0.4	2

Dave Jamerson #32

Ohio '90 (1st, 1990, Miami, 15th)

Born Aug. 13, 1967 in Stow, OH; 6-foot-5, 192 pounds. With Rockets: 1990-92 (Missed 1992-93 season due to knee injury); also played for Utah 1993-94; New Jersey 1993-94

Seasons	G	MIN	FGM-A	PCT	3FTM-A	PCT	FTM-A	PCT	—Rebounds—			AST	PF-D	ST	BL	PTS	AVG	HI
									OFF	DEF	TOT							
HOU - 2	85	580	122-304	.401	13-47	.277	47-54	.870	31	42	73	60	63-0	23	1	304	3.6	16
Playoffs																		
HOU - 1	2	21	5-13	.385	0-1	.000	6-6	1.000	1	2	3	4	4-0	1	0	16	8.0	12

Henry James #21

St. Mary's [TX] '88 (Signed Free Agent, Cleveland; July 30, 1990)

Born on July 29, 1965 in Centerville, AL; 6-foot-8, 220 pounds. With Rockets: 1995-96; also played for Cleveland 1990-92, 1997-98; Sacramento 1992-93; Utah 1992-93; L.A. Clippers 1993-94; Atlanta 1996-97

Seasons	G	MIN	FGM-A	PCT	3FTM-A	PCT	FTM-A	PCT	Rebounds		AST	PF-D	ST	BL	PTS	AVG	HI
									OFF	DEF							
HOU - 1	7	58	10-24	.417	5-15	.333	5-5	1.000	3	3	6	2	13-0	0	30	4.3	16

MIKE JAMES #13, #7

Duquesne '98 (Signed Free Agent, Miami; July 20, 2001)

Born June 23, 1975 in Amityville, NY; 6-foot-2, 188 pounds. With Rockets: 2004-05, 2007-08; also played for Miami 2001-03; Boston 2003-04; Detroit 2003-04; Milwaukee 2004-05; Toronto 2005-06; Minnesota 2006-07; New Orleans 2007-09; Washington 2008-10; Chicago 2011-12; Dallas 2012-13

Seasons	G	MIN	FGM-A	PCT	3FTM-A	PCT	FTM-A	PCT	—Rebounds—			AST	PF-D	ST	BL	PTS	AVG	HI
									OFF	DEF	TOT							
HOU - 2	60	1229	205-517	.397	66-181	.365	75-97	.773	23	115	138	132	104-0	42	4	551	9.2	26
Playoffs																		
HOU - 1	7	171	29-62	.468	0-9	.000	23-24	.958	2	11	13	16	17-0	6	2	81	11.6	22

Jared Jeffries #20

Indiana '02 (1st, 2002, Washington, 11th)

Born Nov. 25, 1981 in Bloomington, IN; 6-foot-11, 240 pounds. With Rockets: 2009-11; also played for Washington 2002-06; New York 2006-10, 2010-12; Portland 2012-13

Seasons	G	MIN	FGM-A	PCT	3FTM-A	PCT	FTM-A	PCT	—Rebounds—			AST	PF-D	ST	BL	PTS	AVG	HI
									OFF	DEF	TOT							
HOU - 2	36	470	47-120	.392	2-15	.133	19-37	.514	51	49	100	29	67-0	16	16	115	3.2	12

Rockets All-Time Roster

Chris Jent #21

Ohio State '92 (Signed Free Agent, ROCKETS; April 19, 1994)

Born January 11, 1970 in Orange, CA; 6-foot-7, 222 pounds. With Rockets: 1993-94; also played for New York 1996-97; assistant coach Orlando 2004-05; assistant coach/director of player development Cleveland 2006-11; assistant coach Sacramento 2013-14

Seasons	G	MIN	FGM-A	PCT	3FTM-A	PCT	FTM-A	PCT	Rebounds		AST	PF-D	ST	BL	PTS	AVG	HI
									OFF	DEF							
HOU - 1	3	78	13-26	.500	4-11	.364	1-2	.500	4	11	15	7	13-1	0	0	31	10.3
Playoffs																	
HOU - 1	11	62	5-20	.250	3-13	.231	0-0	.000	1	8	9	7	7-0	2	0	13	1.2

Alfonso "Buck" Johnson #1

Alabama '86 (1st, 1986, ROCKETS, 20th)

Born Jan. 3, 1964 in Birmingham, AL; 6-foot-7, 200 pounds. With Rockets: 1986-92; also played for Washington 1992-93

Seasons	G	MIN	FGM-A	PCT	3FTM-A	PCT	FTM-A	PCT	Rebounds		AST	PF-D	ST	BL	PTS	AVG	HI
									OFF	DEF							
HOU - 6	432	10562	1729-3539	.489	7-59	.119	674-912	.739	545	1020	1565	767	1216-19	368	234	4139	9.6
Playoffs																	
HOU - 5	20	382	53-125	.424	0-2	.000	24-33	.727	20	28	48	29	46-0	12	5	130	6.5

Avery Johnson #6

Southern '88 (Signed Free Agent, Seattle; Aug. 2, 1988)

Born March 25, 1965 in New Orleans, LA; 5-foot-11, 180 pounds. With Rockets: 1991-92; also played for Seattle 1988-90; Denver 1990-91; San Antonio 1990-91, 1992-93, 1994-2001; Golden State 1993-94, 2003-04; Denver 2001-02; Dallas 2001-03; assistant coach Dallas 2004-05; head coach Dallas 2004-08; former studio analyst for ABC/ESPN; head coach New Jersey/Brooklyn 2010-13

Seasons	G	MIN	FGM-A	PCT	3FTM-A	PCT	FTM-A	PCT	Rebounds		AST	PF-D	ST	BL	PTS	AVG	HI
									OFF	DEF							
HOU - 1	49	772	103-222	.464	3-10	.300	42-69	.609	8	37	45	166	46-0	40	6	251	5.1

Eddie Johnson #8

Illinois '81 (2nd, 1981, Kansas City, 29th)

Born May 1, 1959 in Chicago, IL; 6-foot-7, 215 pounds. With Rockets: 1996-99; also played for Kansas City/Sacramento 1981-87; Phoenix 1987-1991; Seattle 1990-1993; Charlotte 1993-94; Indiana 1995-97; analyst for Phoenix broadcasts

Seasons	G	MIN	FGM-A	PCT	3FTM-A	PCT	FTM-A	PCT	Rebounds		AST	PF-D	ST	BL	PTS	AVG	HI
									OFF	DEF							
HOU - 3	102	2115	334-783	.427	106-302	.351	148-177	.836	74	179	253	124	140-0	42	4	922	9.0
Playoffs																	
HOU - 2	21	373	57-144	.396	17-57	.298	30-32	.938	19	25	44	11	27-0	5	0	161	7.7

Frank Johnson #15

Wake Forest '81 (1st, 1981, Washington, 11th)

Born Nov. 23, 1958 in Weirsdale, FL; 6-foot-3, 185 pounds. With Rockets: 1988-89; also played for Washington 1981-88; Phoenix 1992-93; assistant coach Phoenix 1997-2002; head coach Phoenix 2001-03

Seasons	G	MIN	FGM-A	PCT	3FTM-A	PCT	FTM-A	PCT	Rebounds		AST	PF-D	ST	BL	PTS	AVG	HI
									OFF	DEF							
HOU - 1	67	879	109-246	.443	1-6	.167	75-93	.806	22	57	79	181	91-0	42	0	294	4.4
Playoffs																	
HOU - 1	4	36	2-6	.333	0-1	.000	6-10	.600	1	4	5	7	3-0	1	0	10	2.5

George E. Johnson #16, #6

Stephen F. Austin '70 (1st, 1970, Baltimore, 9th)

Born June 19, 1947 in Harleton, TX; 6-foot-11, 255 pounds. With Rockets: 1972-74; also played for Baltimore 1970-71

Seasons	G	MIN	FGM-A	PCT	3FTM-A	PCT	FTM-A	PCT	Rebounds		AST	PF-D	ST	BL	PTS	AVG	HI
									OFF	DEF							
HOU - 2	45	407	43-90	.478	-	-	11-21	.524	-	-	106	12	79-1	-	-	97	2.2

John Johnson #34, #27

Iowa '70 (1st, 1970, Cleveland, 7th)

Born Oct. 18, 1947 in Carthage, MS; 6-foot-7, 200 pounds. With Rockets: 1975-78; also played for Cleveland 1970-73; Portland 1973-76; Seattle 1978-82

Seasons	G	MIN	FGM-A	PCT	3FTM-A	PCT	FTM-A	PCT	Rebounds		AST	PF-D	ST	BL	PTS	AVG	HI
									OFF	DEF							
HOU - 3	147	3234	595-1309	.455	-	-	193-263	.734	158	403	561	361	365-1	97	52	1383	9.4
Playoffs																	
HOU - 1	12	146	24-61	.393	-	-	10-15	.667	7	22	29	9	20-0	4	0	58	4.8

Lee Johnson #1

East Texas State '79 (1st, 1979, ROCKETS, 17th)

Born June 16, 1957 in Plummerville, AR; 6-foot-11, 210 pounds. With Rockets: 1980-81; also played for Detroit 1980-81

Seasons	G	MIN	FGM-A	PCT	3FTM-A	PCT	FTM-A	PCT	Rebounds		AST	PF-D	ST	BL	PTS	AVG	HI
									OFF	DEF							
HOU - 1	10	80	7-23	.304	0-0	.000	3-5	.600	6	14	20	1	17-0	0	5	17	1.7

Bobby Jones #15

Washington '06 (2nd, 2006, Minnesota, 37th)

Born Jan. 9, 1984 in Compton, CA; 6-foot-7, 215 pounds. With Rockets: 2007-08; also played for Philadelphia 2006-07; Denver 2007-08; Memphis 2007-08; Miami 2007-08; San Antonio 2007-08

Seasons	G	MIN	FGM-A	PCT	3FTM-A	PCT	FTM-A	PCT	Rebounds		AST	PF-D	ST	BL	PTS	AVG	HI
									OFF	DEF							
HOU - 1	4	9	2-4	.500	0-0	.000	0-0	.000	0	1	1	0	3-0	1	0	4	1.0

Rockets All-Time Roster

Caldwell Jones #27

Albany State [GA] '73 (2nd, 1973, Philadelphia, 32nd)

Born Aug. 4, 1950 in McGehee, AR; 6-foot-11, 225 pounds (brother of Charles and Major Jones). With Rockets: 1982-84; also played for San Diego (ABA) 1973-76; Kentucky (ABA) 1975-76; St. Louis (ABA) 1975-76; Philadelphia 1976-82; Chicago 1984-85; Portland 1985-89; San Antonio 1989-90; assistant coach Portland 2002-03

Seasons	G	MIN	FGM-A	PCT	3FTM-A	PCT	FTM-A	PCT	Rebounds		AST	PF-D	ST	BL	PTS	AVG	HI
									OFF	DEF							
HOU - 2	163	4946	625-1310	.477	1-5	.200	326-402	.811	390	860	1250	294	613-9	92	211	1577	9.7 29

Charles Jones #27

Albany State [GA] '79 (8th, 1979, Phoenix, 165th)

Born April 3, 1957 in McGehee, AR; 6-foot-9, 235 pounds (brother of Caldwell and Major Jones). With Rockets: 1994-98; also played for Philadelphia 1983-84; Chicago 1984-85; Washington 1984-93; Detroit 1993-94

Seasons	G	MIN	FGM-A	PCT	3FTM-A	PCT	FTM-A	PCT	Rebounds		AST	PF-D	ST	BL	PTS	AVG	HI
									OFF	DEF							
HOU - 4	85	553	16-37	.432	0-0	.000	6-17	.353	47	71	118	20	82-0	8	35	38	0.4 3
Playoffs																	
HOU - 4	27	258	5-14	.357	0-1	.000	6-14	.429	13	35	48	2	59-0	4	10	16	0.6 6

Dwight Jones #13

Houston '73 (1st, 1973, Atlanta, 9th)

Born Feb. 27, 1952 in Houston, TX; 6-foot-10, 210 pounds. With Rockets: 1976-80; also played for Atlanta 1973-76; Chicago 1979-83; L.A. Lakers 1982-83

Seasons	G	MIN	FGM-A	PCT	3FTM-A	PCT	FTM-A	PCT	Rebounds		AST	PF-D	ST	BL	PTS	AVG	HI
									OFF	DEF							
HOU - 4	258	5208	744-1629	.457	0-0	.000	405-527	.769	47	871	1325	225	692-4	153	89	1893	7.4 25
Playoffs																	
HOU - 2	14	279	35-76	.461	0-0	.000	24-29	.828	17	46	63	18	35-2	9	7	94	6.7 18

Major Jones #11

Albany State [GA] '76 (2nd, 1976, Portland, 20th)

Born July 9, 1953 in McGehee, AR; 6-foot-9, 225 pounds (brother of Caldwell and Charles Jones). With Rockets: 1979-84; also played for New York (ABA) 1977-78; Detroit 1984-85

Seasons	G	MIN	FGM-A	PCT	3FTM-A	PCT	FTM-A	PCT	Rebounds		AST	PF-D	ST	BL	PTS	AVG	HI
									OFF	DEF							
HOU - 5	327	4645	630-1298	.485	1-9	.111	253-437	.579	470	725	1195	200	565-0	124	155	1514	4.6 21
Playoffs																	
HOU - 2	18	158	21-39	.539	0-0	.000	8-14	.571	15	25	40	9	23-0	3	4	50	2.8 11

Nick Jones #12

Oregon '67 (3rd, 1967, ROCKETS, 31st)

Born March 28, 1945; 6-foot-2, 190 pounds. With Rockets: 1967-68; also played for Dallas (ABA) 1968-69, 1972-73; Miami (ABA) 1968-69; San Francisco/Golden State 1970-72

Seasons	G	MIN	FGM-A	PCT	3FTM-A	PCT	FTM-A	PCT	Rebounds		AST	PF-D	ST	BL	PTS	AVG	HI
									OFF	DEF							
SD - 1	42	603	86-232	.371	-	-	55-69	.797	-	-	67	89	84-0	-	-	227	5.4 15

Robin Jones #34

St. Louis '75 (Signed Free Agent, Portland; Oct., 1976)

Born Feb. 2, 1954 in St. Louis, MO; 6-foot-9, 225 pounds. With Rockets: 1977-78; also played for Portland 1976-77

Seasons	G	MIN	FGM-A	PCT	3FTM-A	PCT	FTM-A	PCT	Rebounds		AST	PF-D	ST	BL	PTS	AVG	HI
									OFF	DEF							
HOU - 1	12	66	11-20	.550	-	-	4-10	.400	5	9	14	2	16-0	1	1	26	2.2 6

TERRENCE JONES #6

Kentucky '12 (1st, 2012, ROCKETS, 18th)

Born Jan. 9, 1992 in Portland, OR; 6-foot-9, 252 pounds. With Rockets: 2012-14

Seasons	G	MIN	FGM-A	PCT	3FTM-A	PCT	FTM-A	PCT	Rebounds		AST	PF-D	ST	BL	PTS	AVG	HI
									OFF	DEF							
HOU - 2	95	2354	429-806	.532	36-120	.3	131-212	.618	190	403	593	102	160	65	118	1025	10.8 36
Playoffs																	
HOU - 2	8	173	24-49	.49	0-3	.	6-15	.4	22	30	52	9	15	5	4	54	6.8 13

Eugene "Goo" Kennedy #30

Texas Christian '71 (9th, 1971, Portland, 139th)

Born Aug. 23, 1949 in Charlotte, NC; 6-foot-5, 215 pounds. With Rockets: 1976-77; also played for Dallas (ABA) 1971-73; San Antonio (ABA) 1973-74; St. Louis (ABA) 1974-75; Utah (ABA) 1975-76

Seasons	G	MIN	FGM-A	PCT	3FTM-A	PCT	FTM-A	PCT	Rebounds		AST	PF-D	ST	BL	PTS	AVG	HI
									OFF	DEF							
HOU - 1	32	277	31-58	.534	-	-	3-8	.375	14	37	51	6	45-1	7	5	65	2.0 10
Playoffs																	
HOU - 1	6	35	5-10	.500	-	-	2-2	1.000	4	8	12	0	6-0	0	0	12	2.0 6

Toby Kimball #7

Connecticut '65 (3rd, 1965, Boston, 20th)

Born Sept. 7, 1942 in Framingham, MS; 6-foot-8, 225 pounds. With Rockets: 1967-71; also played for Boston 1966-67; Milwaukee 1971-72; Kansas City 1972-73; Philadelphia 1973-74; New Orleans 1974-75

Seasons	G	MIN	FGM-A	PCT	3FTM-A	PCT	FTM-A	PCT	Rebounds		AST	PF-D	ST	BL	PTS	AVG	HI
									OFF	DEF							
SD - 4	314	6921	922-2226	.414	-	-	456-849	.537	-	-	2643	394	804-11	-	-	2300	7.3 23
Playoffs																	
SD - 1	6	197	23-53	.434	-	-	13-25	.520	-	-	74	4	17-0	-	-	59	9.8 16

Rockets All-Time Roster

Brandin Knight #10

Pittsburgh '03 (Signed Free Agent, ROCKETS; Jan. 16, 2005)

Born Dec. 16, 1981 in Livingston, NJ; 6-foot, 190 pounds. With Rockets: 2004-05

Seasons	G	MIN	FGM-A	PCT	3FTM-A	PCT	FTM-A	PCT	OFF	DEF	TOT	AST	PF-D	ST	BL	PTS	AVG	HI
HOU - 1	1	3	0-1	.000	0-0	.000	0-0	.000	0	0	0	1	0-0	0	0	0	0.0	0

Don Kojis #44

Marquette '61 (2nd, 1961, Chicago, 21st)

Born July 15, 1939 in Milwaukee, WI; 6-foot-6, 202 pounds. With Rockets: 1967-70; also played for Baltimore 1963-64; Detroit 1964-66; Chicago 1966-67; Seattle 1970-72; Kansas City 1972-75; Co-Founder of Whispering Winds Catholic Camp and Conference Center (Julian, CA)

Seasons	G	MIN	FGM-A	PCT	3FTM-A	PCT	FTM-A	PCT	OFF	DEF	TOT	AST	PF-D	ST	BL	PTS	AVG	HI
SD - 3	206	7256	1555-3527	.441	-	-	927-1250	.742	-	-	1874	468	697-12	-	-	4037	19.6	42
Playoffs																		
SD - 1	6	232	48-109	.440	-	-	25-31	.806	-	-	51	21	22-1	-	-	121	20.2	26

Kevin Kunnert #20, #44

Iowa '73 (1st, 1973, Chicago, 12th)

Born Nov. 11, 1951 in Dubuque, IA; 7-foot, 231 pounds. With Rockets: 1973-78; also played for Buffalo 1973-74; San Diego 1978-79; Portland 1979-82

Seasons	G	MIN	FGM-A	PCT	3FTM-A	PCT	FTM-A	PCT	OFF	DEF	TOT	AST	PF-D	ST	BL	PTS	AVG	HI
HOU - 5	341	8699	1568-3271	.479	-	-	414-603	.687	993	1898	2891	532	1282-47	175	413	3550	10.4	31
Playoffs																		
HOU - 2	20	572	86-185	.465	-	-	29-49	.592	59	108	167	26	88-3	6	21	201	10.1	21

C.J. Kupec #25

Michigan '75 (4th, 1975, L.A. Lakers, 56th)

Born Jan. 16, 1953 in Oaklawn, IL; 6-foot-8, 220 pounds. With Rockets: 1977-78; also played for L.A. Lakers 1975-77

Seasons	G	MIN	FGM-A	PCT	3FTM-A	PCT	FTM-A	PCT	OFF	DEF	TOT	AST	PF-D	ST	BL	PTS	AVG	HI
HOU - 1	49	626	84-197	.426	-	-	27-33	.818	27	64	91	50	54-0	10	3	195	4.0	14

Maciej Lampe #30

Poland '03 (2nd, 2003, New York, 30th)

Born Feb. 5, 1985 in Lodz, Poland; 6-foot-11, 275 pounds. With Rockets: 2005-06; also played for Phoenix 2003-05; New Orleans/Oklahoma City 2004-06

Seasons	G	MIN	FGM-A	PCT	3FTM-A	PCT	FTM-A	PCT	OFF	DEF	TOT	AST	PF-D	ST	BL	PTS	AVG	HI
HOU - 1	4	12	2-7	.286	0-0	.000	0-2	.000	3	2	5	0	0-0	0	0	4	1.0	2

CARL LANDRY #14

Purdue '07 (2nd, 2007, Seattle, 31st)

Born Sept. 19, 1983 in Milwaukee, WI; 6-foot-9, 248 pounds. With Rockets: 2007-10; also played for Sacramento 2009-11, New Orleans 2010-12; Golden State 2012-13

Seasons	G	MIN	FGM-A	PCT	3FTM-A	PCT	FTM-A	PCT	OFF	DEF	TOT	AST	PF-D	ST	BL	PTS	AVG	HI
HOU - 3	163	3593	677-1189	.569	1-4	.250	464-582	.797	342	494	836	100	410-3	71	84	1819	11.2	31
Playoffs																		
HOU - 2	19	346	50-96	.521	0-2	.000	31-49	.633	31	48	79	3	35-0	11	8	131	6.9	21

Dan Langhi #14

Vanderbilt '00 (2nd, 2000, Dallas, 31st)

Born Nov. 28, 1977 in Chicago, IL; 6-foot-11, 220 pounds. With Rockets: 2000-02; also played for Phoenix 2002-03; Golden State 2003-04; Milwaukee 2003-04

Seasons	G	MIN	FGM-A	PCT	3FTM-A	PCT	FTM-A	PCT	OFF	DEF	TOT	AST	PF-D	ST	BL	PTS	AVG	HI
HOU - 2	67	675	86-224	.384	1-5	.200	24-40	.600	35	73	108	18	41-0	15	6	197	2.9	17

Stu Lantz #22

Nebraska '68 (3rd, 1968, ROCKETS, 23rd)

Born July 13, 1946 in Uniontown, PA; 6-foot-3, 175 pounds. With Rockets: 1968-72; also played for Detroit 1972-74; New Orleans 1974; L.A. Lakers 1974-76; analyst for L.A. Lakers broadcasts

Seasons	G	MIN	FGM-A	PCT	3FTM-A	PCT	FTM-A	PCT	OFF	DEF	TOT	AST	PF-D	ST	BL	PTS	AVG	HI
SD/HOU - 4	318	10048	1817-4093	.444	-	-	1313-1634	.804	-	-	1242	1067	857-7	-	-	4947	15.6	43
Playoffs																		
SD - 1	6	208	30-69	.435	-	-	21-27	.778	-	-	21	10	22-0	-	-	81	13.5	23

Allen Leavell #30

Oklahoma City '79 (5th, 1979, ROCKETS, 104th)

Born May 27, 1957 in Muncie, IN; 6-foot-2, 190 pounds. With Rockets: 1979-89

Seasons	G	MIN	FGM-A	PCT	3FTM-A	PCT	FTM-A	PCT	OFF	DEF	TOT	AST	PF-D	ST	BL	PTS	AVG	HI
HOU - 10	700	16248	2549-5666	.450	141-603	.234	1445-1733	.834	294	870	1164	3339	1489-9	929	120	6684	9.9	42
Playoffs																		
HOU - 8	63	1072	138-377	.366	13-44	.296	113-131	.863	18	62	80	203	109-2	57	8	402	6.4	28

COURTNEY LEE #5

Western Kentucky '08 (1st, 2008, Orlando, 22nd)

Born Oct. 3, 1985 in Indianapolis, IN; 6-foot-5, 200 pounds. With Rockets: 2010-12; also played for Orlando 2008-09, New Jersey 2009-10; Boston 2012-13

Seasons	G	MIN	FGM-A	PCT	3FTM-A	PCT	FTM-A	PCT	OFF	DEF	TOT	AST	PF-D	ST	BL	PTS	AVG	HI
HOU - 2	139	3480	504-1156	.436	158-391	.404	166-206	.806	77	291	368	188	208-1	126	40	1332	9.6	25

Rockets All-Time Roster

JEREMY LIN #7

Harvard '10 (Signed Free Agent, Golden State; July 21, 2010)

Born Aug. 23, 1988 in Palo Alto, CA; 6-foot-3, 200 pounds. With Rockets: 2012-14; also played with Golden State 2010-11; New York 2011-12

Seasons	G	MIN	FGM-A	PCT	3FTM-A	PCT	FTM-A	PCT	—Rebounds—			AST	PF-D	ST	BL	PTS	AVG	HI
									OFF	DEF	TOT							
HOU - 2	153	4694	691-1559	.443	169-486	.348	434-540	.804	66	368	434	791	371-0	202	56	1985	13.0	38
Playoffs																		
HOU - 2	10	261	31-85	.365	7-35	.2	15-18	.833	7	23	30	34	24-0	5	2	84	8.4	21

Randy Livingston #3

Louisiana State '96 (2nd, 1996, ROCKETS, 42nd)

Born April 2, 1975 in New Orleans, LA; 6-foot-4, 209 pounds. With Rockets: 1996-97; also played for Atlanta 1997-98; Phoenix 1998-2000; Golden State 2000-01; Seattle 2001-02, 2006-07; New Orleans 2002-03; L.A. Clippers 2003-04; Utah 2004-05; Chicago 2005-06; associate head coach Idaho (D-League) 2008-09; assistant coach Maine (D-League) 2009-10; head coach Idaho (D-League) 2010-12

Seasons	G	MIN	FGM-A	PCT	3FTM-A	PCT	FTM-A	PCT	—Rebounds—			AST	PF-D	ST	BL	PTS	AVG	HI
									OFF	DEF	TOT							
HOU - 1	64	981	100-229	.437	9-22	.409	42-65	.646	32	62	94	155	107-0	39	12	251	3.9	12
Playoffs																		
HOU - 1	2	15	1-4	.250	1-1	1.000	0-0	.000	0	0	0	4	1-0	1	0	3	1.5	3

Lewis Lloyd #32

Drake '81 (4th, 1981, Golden State, 76th)

Born Feb. 22, 1959 in Philadelphia, PA; 6-foot-6, 205 pounds. With Rockets: 1983-87, 1989-90; also played for Golden State 1981-83; Philadelphia 1989-90

Seasons	G	MIN	FGM-A	PCT	3FTM-A	PCT	FTM-A	PCT	—Rebounds—			AST	PF-D	ST	BL	PTS	AVG	HI
									OFF	DEF	TOT							
HOU - 5	297	7951	1853-3531	.525	9-43	.209	669-856	.782	402	514	916	1002	701-5	299	101	4384	14.8	38
Playoffs																		
HOU - 2	25	763	154-318	.484	2-5	.400	57-72	.792	49	46	95	111	59-0	23	14	367	14.7	28

KYLE LOWRY #7

Villanova '06 (1st, 2006, Memphis, 24th)

Born March 25, 1986 in Philadelphia, PA; 6-foot, 205 pounds. With Rockets: 2008-12; also played for Memphis 2006-09; Toronto 2012-13

Seasons	G	MIN	FGM-A	PCT	3FTM-A	PCT	FTM-A	PCT	—Rebounds—			AST	PF-D	ST	BL	PTS	AVG	HI
									OFF	DEF	TOT							
HOU - 4	218	6332	816-1948	.419	253-719	.352	630-774	.814	230	617	847	1212	570-0	256	55	2515	11.5	36
Playoffs																		
HOU - 1	13	254	21-63	.333	4-16	.250	23-31	.742	8	30	38	32	23-0	12	1	69	5.3	12

John Lucas Jr. #15, #5, #10

Maryland '76 (1st, 1976, ROCKETS, 1st)

Born Oct. 31, 1953 in Durham, NC; 6-foot-3, 185 pounds. With Rockets: 1976-78, 1984-86, 1989-90; also played for Golden State 1978-81; Washington 1981-83; San Antonio 1983-84; Milwaukee 1986-88; Seattle 1988-89; head coach San Antonio 1992-94; head coach Philadelphia 1994-96; assistant coach Denver 1998-2000; head coach Cleveland 2001-03; assistant coach L.A. Clippers 2009-10; founder of STAND and John Lucas Aftercare Programs; father of John Lucas III

Seasons	G	MIN	FGM-A	PCT	3FTM-A	PCT	FTM-A	PCT	—Rebounds—			AST	PF-D	ST	BL	PTS	AVG	HI
									OFF	DEF	TOT							
HOU - 5	325	9680	1480-3316	.446	92-299	.308	704-903	.780	179	613	792	2358	643-1	469	37	3756	11.6	31
Playoffs																		
HOU - 2	17	582	101-219	.461	2-14	.143	40-56	.714	11	43	54	110	47-1	30	4	244	14.4	24

JOHN LUCAS III #15

Oklahoma State '05 (Signed Free Agent, ROCKETS; Dec. 29, 2005)

Born Nov. 21, 1982 in Washington, DC; 5-foot-11, 165 pounds. With Rockets: 2005-07; also with Oklahoma City 2008-09; Chicago 2010-12; Toronto 2012-13; son of former Rockets player John Lucas Jr.

Seasons	G	MIN	FGM-A	PCT	3FTM-A	PCT	FTM-A	PCT	—Rebounds—			AST	PF-D	ST	BL	PTS	AVG	HI
									OFF	DEF	TOT							
HOU - 2	60	490	76-192	.396	17-68	.250	15-19	.789	11	30	41	45	44-0	22	0	184	3.1	13
Playoffs																		
HOU - 1	2	8	0-1	.000	0-1	.000	0-0	.000	0	0	0	0	0-0	1	0	0	0.0	0

Tyronn Lue #10

Nebraska '98 (1st, 1998, Denver, 23rd)

Born May 3, 1977 in Mexico, MO; 6-foot, 178 pounds. With Rockets: 2004-05; also played for L.A. Lakers 1998-2001; Washington 2001-03; Orlando 2003-04, 2008-09; Atlanta 2004-08; Dallas 2007-08; Milwaukee 2008-09; assistant coach Boston 2011-13; assistant coach L.A. Clippers 2013-14

Seasons	G	MIN	FGM-A	PCT	3FTM-A	PCT	FTM-A	PCT	—Rebounds—			AST	PF-D	ST	BL	PTS	AVG	HI
									OFF	DEF	TOT							
HOU - 1	21	479	48-122	.393	15-45	.333	14-18	.778	0	40	40	58	48-0	8	0	125	6.0	15

Scott Machado #1

Iona '12 (Signed Free Agent, ROCKETS; Sept. 7, 2012)

Born June 8, 1990 in Queens, NY; 6-foot-1, 205 pounds. With Rockets: 2012-13; also played for Golden State 2012-13

Seasons	G	MIN	FGM-A	PCT	3FTM-A	PCT	FTM-A	PCT	—Rebounds—			AST	PF-D	ST	BL	PTS	AVG	HI
									OFF	DEF	TOT							
HOU - 1	6	21	3-6	.500	0-1	.000	2-2	1.000	0	1	1	6	0-0	2	0	8	1.3	2

Sam Mack #4, #5, #7

Houston '92 (Signed Free Agent, San Antonio; Sept. 25, 1992)

Born May 26, 1970 in Chicago, NY; 6-foot-7, 200 pounds. With Rockets: 1995-97, 1998-99; also played for San Antonio 1993-94; Vancouver 1997-98; Golden State 1999-2000; Miami 2001-02

Seasons	G	MIN	FGM-A	PCT	3FTM-A	PCT	FTM-A	PCT	—Rebounds—			AST	PF-D	ST	BL	PTS	AVG	H
									OFF	DEF	TOT							
HOU - 3	108	2278	307-721	.426	146-388	.376	97-116	.836	45	201	246	169	183-0	66	18	857	7.9	38
Playoffs																		
HOU - 2	10	170	18-53	.340	12-35	.343	14-20	.700	1	17	18	8	12-0	5	0	62	6.2	20

Rockets All-Time Roster

Tito Maddox #6

Fresno State '02 (2nd, 2002, ROCKETS, 38th)

Born June 7, 1981 in Compton, CA; 6-foot-4, 190 pounds. With Rockets: 2002-03

Seasons	G	MIN	FGM-A	PCT	3FTM-A	PCT	FTM-A	PCT	OFF	DEF	TOT	AST	PF-D	ST	BL	PTS	AVG	HI
HOU - 1	9	35	3-12	.250	0-3	.000	5-8	.625	1	6	7	5	4-0	3	1	11	1.2	5

Moses Malone #21, #24

Petersburg [VA] H.S. '74 (3rd, 1974, Utah Stars [ABA], 22nd)

Born March 23, 1955 in Petersburg, VA; 6-foot-10, 255 pounds. With Rockets: 1976-82 (#24 retired); also played for Utah (ABA) 1974-75; St. Louis (ABA) 1975-76; Buffalo 1976-77; Philadelphia 1982-86, 1993-94; Washington 1986-88; Atlanta 1988-91; Milwaukee 1991-93; San Antonio 1994-95; inducted into the Basketball Hall of Fame (2001); assistant coach Philadelphia 2006-07

Seasons	G	MIN	FGM-A	PCT	3FTM-A	PCT	FTM-A	PCT	OFF	DEF	TOT	AST	PF-D	ST	BL	PTS	AVG	HI
HOU - 6	464	17780	4047-7879	.514	1-15	.067	3024-4108	.736	3009	3950	6959	697	1317-5	433	758	11119	24.0	53
Playoffs																		
HOU - 5	45	1962	409-840	.487	0-3	.000	271-375	.723	304	393	697	61	127-0	33	81	1089	24.2	42

Matt Maloney #12

Pennsylvania '95 (Signed Free Agent, ROCKETS; Oct. 1, 1996)

Born Dec. 6, 1971 in Silver Springs, MD; 6-foot-3, 200 pounds. With Rockets: 1996-99; also played for Chicago 1999-2000; Atlanta 2000-01, 2002-03

Seasons	G	MIN	FGM-A	PCT	3FTM-A	PCT	FTM-A	PCT	OFF	DEF	TOT	AST	PF-D	ST	BL	PTS	AVG	HI
HOU - 3	175	4789	515-1229	.419	281-742	.379	146-182	.802	37	275	312	543	231-0	148	6	1457	8.3	24
Playoffs																		
HOU - 2	21	691	71-183	.388	48-128	.375	22-30	.733	1	26	27	68	42-0	12	5	212	10.1	26

Jack Marin #24

Duke '66 (1st, 1966, Baltimore, 5th)

Born Oct. 12, 1944 in Sharon, PA; 6-foot-6, 210 pounds. With Rockets: 1972-74; also played for Baltimore 1966-72; Buffalo 1973-76; Chicago 1975-77

Seasons	G	MIN	FGM-A	PCT	3FTM-A	PCT	FTM-A	PCT	OFF	DEF	TOT	AST	PF-D	ST	BL	PTS	AVG	HI
HOU - 2	128	4121	834-1777	.469	-	-	330-390	.846	-	-	605	412	367-6	-	-	1998	15.6	35

KEVIN MARTIN #12

Western Carolina '04 (1st, 2004, Sacramento, 26th)

Born Feb. 1, 1983 in Zanesville, OH; 6-foot-7, 185 pounds. With Rockets: 2009-12; also played for Sacramento 2004-10; Oklahoma City 2012-13

Seasons	G	MIN	FGM-A	PCT	3FTM-A	PCT	FTM-A	PCT	OFF	DEF	TOT	AST	PF-D	ST	BL	PTS	AVG	HI
HOU - 3	144	4726	929-2158	.430	285-784	.364	925-1033	.895	50	384	434	362	270-1	131	20	3068	21.3	45

Tony Massenburg #44

Maryland '90 (2nd, 1990, San Antonio, 43rd)

Born July 13, 1967 in Sussex, VA; 6-foot-9, 250 pounds. With Rockets: 1999-2000; also played for San Antonio 1990-92, 2004-05; Charlotte 1991-92; Boston 1991-92; Golden State 1991-92; L.A. Clippers 1994-95; Toronto 1995-96; Philadelphia 1995-96; New Jersey 1996-97; Vancouver/Memphis 1997-99, 2000-02; Utah 2002-03; Sacramento 2003-04

Seasons	G	MIN	FGM-A	PCT	3FTM-A	PCT	FTM-A	PCT	OFF	DEF	TOT	AST	PF-D	ST	BL	PTS	AVG	HI
HOU - 1	10	109	16-36	.444	0-0	.000	14-16	.875	7	20	27	3	13-0	2	5	46	4.6	8

Cedric Maxwell #18

North Carolina-Charlotte '77 (1st, 1977, Boston, 12th)

Born Nov. 21, 1955 in Kinston, NC; 6-foot-8, 225 pounds. With Rockets: 1986-88; also played for Boston 1977-85; L.A. Clippers 1985-87; analyst for Boston radio broadcasts

Seasons	G	MIN	FGM-A	PCT	3FTM-A	PCT	FTM-A	PCT	OFF	DEF	TOT	AST	PF-D	ST	BL	PTS	AVG	HI
HOU - 2	117	1684	183-359	.510	0-3	.000	236-306	.771	146	217	363	135	151-0	35	17	602	5.2	23
Playoffs																		
HOU - 2	14	192	19-36	.528	0-1	.000	26-35	.743	12	22	34	18	18-1	4	0	64	4.6	15

Vernon Maxwell #11

Florida '88 (2nd, 1988, Denver, 47th)

Born on Sept. 12, 1965 in Gainesville, FL; 6-foot-5, 190 pounds. With Rockets: 1989-95; also played for San Antonio 1988-90, 1996-97; Philadelphia 1995-96, 2000-2001; Orlando 1997-98; Charlotte 1997-98; Sacramento 1998-99; Seattle 1999-2000; Dallas 2000-01

Seasons	G	MIN	FGM-A	PCT	3FTM-A	PCT	FTM-A	PCT	OFF	DEF	TOT	AST	PF-D	ST	BL	PTS	AVG	HI
HOU - 6	402	13299	2183-5395	.405	730-2241	.326	906-1242	.729	182	1000	1182	1730	872-7	559	89	6002	14.9	51
Playoffs																		
HOU - 5	40	1476	219-575	.381	73-239	.305	71-102	.696	21	105	126	155	93-1	38	5	582	14.6	34

Tim McCormick #40

Michigan '84 (1st, 1984, Cleveland, 12th)

Born March 10, 1962 in Detroit, MI; 7-foot, 240 pounds. With Rockets: 1988-90; also played for Seattle 1984-86; Philadelphia 1986-87; New Jersey 1988; Atlanta 1990-91; New York 1991-93

Seasons	G	MIN	FGM-A	PCT	3FTM-A	PCT	FTM-A	PCT	OFF	DEF	TOT	AST	PF-D	ST	BL	PTS	AVG	HI
HOU - 2	99	1373	179-380	.471	0-4	.000	97-148	.655	95	193	288	57	217-0	21	25	455	4.6	23
Playoffs																		
HOU - 2	7	74	8-16	.500	0-1	.000	9-11	.818	3	18	21	0	14-0	3	2	25	3.6	8

Paul McCracken #4

San Fernando Valley State '72 (Signed Free Agent; Jan. 28, 1973)

Born Sept. 11, 1950 in New York, NY; 6-foot-4, 180 pounds. With Rockets: 1972-74; also played for Chicago 1976-77

Seasons	G	MIN	FGM-A	PCT	3FTM-A	PCT	FTM-A	PCT	OFF	DEF	TOT	AST	PF-D	ST	BL	PTS	AVG	HI
HOU - 2	28	318	45-93	.484	-	-	23-39	.590	-	-	57	19	35-0	-	-	113	4.0	14

Rockets All-Time Roster

Rodney McCray #22

Louisville '83 (1st, 1983, ROCKETS, 3rd)

Born Aug. 29, 1961 in Mt. Vernon, NY; 6-foot-8, 235 pounds. With Rockets: 1983-88; also played for Sacramento 1988-90; Dallas 1990-92; Chicago 1992-93

Seasons	G	MIN	FGM-A	PCT	3FTM-A	PCT	FTM-A	PCT	—Rebounds—			AST	PF-D	ST	BL	PTS	AVG	HI
									OFF	DEF	TOT							
HOU - 5	405	13517	1940-3720	.522	1-26	.038	1178-1544	.763	955	1763	2718	1521	955-9	338	291	5059	12.5	28
Playoffs																		
HOU - 4	39	1611	196-368	.533	0-6	.000	109-147	.742	79	179	258	201	95-0	33	32	501	12.9	24

Hank McDowell #8

Memphis State '81 (5th, 1981, Golden State, 102nd)

Born Nov. 13, 1959 in Memphis, TN; 6-foot-9, 215 pounds. With Rockets: 1984-86; also played for Golden State 1981-83; Portland 1982-83; San Diego 1983-84; Milwaukee 1986-87; analyst for Memphis radio broadcasts

Seasons	G	MIN	FGM-A	PCT	3FTM-A	PCT	FTM-A	PCT	—Rebounds—			AST	PF-D	ST	BL	PTS	AVG	HI
									OFF	DEF	TOT							
HOU - 2	56	336	44-84	.524	0-2	.000	24-35	.686	19	52	71	15	47-0	4	8	112	2.0	8
Playoffs																		
HOU - 1	13	33	2-7	.286	0-0	.000	5-8	.625	4	4	8	2	6-0	0	0	9	0.7	4

Jon McGlocklin #11

Indiana '65 (3rd, 1965, Cincinnati, 23rd)

Born June 10, 1943 in Franklin, IN; 6-foot-5, 205 pounds. With Rockets: 1967-68; also played for Cincinnati 1965-67; Milwaukee 1968-76; analyst for Milwaukee broadcasts

Seasons	G	MIN	FGM-A	PCT	3FTM-A	PCT	FTM-A	PCT	—Rebounds—			AST	PF-D	ST	BL	PTS	AVG	HI
									OFF	DEF	TOT							
SD - 1	65	1876	316-757	.417	-	-	156-180	.867	-	-	199	178	117-0	-	-	788	12.1	28

Tracy McGrady #1, #3

Mt. Zion Christian Academy '97 (1st, 1997, Toronto, 9th)

Born May 24, 1979 in Bartow, FL; 6-foot-8, 223 pounds. With Rockets: 2004-10; also played for Toronto 1997-2000; Orlando 2000-04; New York 2009-10; Detroit 2010-11; Atlanta 2011-12; San Antonio 2012-13

Seasons	G	MIN	FGM-A	PCT	3FTM-A	PCT	FTM-A	PCT	—Rebounds—			AST	PF-D	ST	BL	PTS	AVG	HI
									OFF	DEF	TOT							
HOU - 6	303	11133	2506-5962	.420	472-1464	.322	1404-1905	.737	235	1432	1667	1699	522-0	396	176	6888	22.7	48
Playoffs																		
HOU - 3	20	828	203-477	.426	31-106	.292	117-161	.727	24	118	142	139	40-0	25	21	554	27.7	40

Stan McKenzie #40

New York '66 (11th, 1966, Baltimore, 94th)

Born Oct. 6, 1944 in Miami, FL; 6-foot-5, 205 pounds. With Rockets: 1972-74; also played for Baltimore 1967-68; Phoenix 1968-70; Portland 1970-73

Seasons	G	MIN	FGM-A	PCT	3FTM-A	PCT	FTM-A	PCT	—Rebounds—			AST	PF-D	ST	BL	PTS	AVG	HI
									OFF	DEF	TOT							
HOU - 2	37	299	42-107	.393	-	-	22-29	.759	-	-	50	21	45-0	-	-	106	2.9	12

McCoy McLemore #18

Drake '64 (3rd, 1964, San Francisco, 25th)

Born April 3, 1942 in Houston, TX; deceased April 30, 2009; 6-foot-7, 235 pounds. With Rockets: 1971-72; also played for San Francisco 1964-66; Chicago 1966-68; Phoenix 1968-69; Detroit 1968-70; Cleveland 1970-71; Milwaukee 1970-72

Seasons	G	MIN	FGM-A	PCT	3FTM-A	PCT	FTM-A	PCT	—Rebounds—			AST	PF-D	ST	BL	PTS	AVG	HI
									OFF	DEF	TOT							
HOU - 1	17	147	19-43	.442	-	-	9-12	.750	-	-	39	10	15-1	-	-	47	2.8	10

Eric McWilliams #22

Long Beach State '72 (3rd, 1972, ROCKETS, 37th)

Born April 18, 1950 in Denver, CO; 6-foot-8, 200 pounds. With Rockets: 1972-73

Seasons	G	MIN	FGM-A	PCT	3FTM-A	PCT	FTM-A	PCT	—Rebounds—			AST	PF-D	ST	BL	PTS	AVG	HI
									OFF	DEF	TOT							
HOU - 1	44	245	34-98	.347	-	-	18-37	.486	-	-	60	5	46-0	-	-	86	2.0	10

Cliff Meely #25

Colorado '71 (1st, 1971, ROCKETS, 7th)

Born July 10, 1947 in Rosedale, MS; 6-foot-8, 215 pounds. With Rockets: 1971-76; also played for L.A. Lakers 1975-76

Seasons	G	MIN	FGM-A	PCT	3FTM-A	PCT	FTM-A	PCT	—Rebounds—			AST	PF-D	ST	BL	PTS	AVG	HI
									OFF	DEF	TOT							
HOU - 5	298	6190	1101-2636	.418	-	-	392-584	.671	-	-	1658	389	899-25	83	102	2594	8.7	29

Pops Mensah-Bonsu #21

George Washington '06 (Signed FA, Dallas; Aug. 3, 2006)

Born Sept. 7, 1983 in London England; 6-foot-9, 235 pounds. With Rockets: 2009-10; also played for Dallas 2006-07; San Antonio 2008-09; Toronto 2008-09, 2009-10; New Orleans 2010-11

Seasons	G	MIN	FGM-A	PCT	3FTM-A	PCT	FTM-A	PCT	—Rebounds—			AST	PF-D	ST	BL	PTS	AVG	HI
									OFF	DEF	TOT							
HOU - 1	4	13	1-4	.250	0-0	.000	3-6	.500	1	3	4	1	3-0	1	1	5	1.3	4

Joe C. Meriweather #50

Southern Illinois '75 (1st, 1975, ROCKETS, 11th)

Born Oct. 26, 1953 in Phenix City, AL; 6-foot-10, 218 pounds. With Rockets: 1975-76; also played for Atlanta 1976-77; New Orleans 1977-79; New York 1978-80; Kansas City 1980-85

Seasons	G	MIN	FGM-A	PCT	3FTM-A	PCT	FTM-A	PCT	—Rebounds—			AST	PF-D	ST	BL	PTS	AVG	HI
									OFF	DEF	TOT							
HOU - 1	81	2042	338-684	.494	-	-	154-239	.644	163	353	516	82	219-4	36	120	830	10.2	29

Rockets All-Time Roster

Larry Micheaux #40

Houston '83 (2nd, 1983, Chicago, 29th)

Born March 24, 1960 in Houston, TX; 6-foot-9, 220 pounds. With Rockets: 1984-85; also played for Kansas City 1983-84; Milwaukee 1984-85

Seasons	G	MIN	FGM-A	PCT	3FTM-A	PCT	FTM-A	PCT	OFF	DEF	TOT	AST	PF-D	ST	BL	PTS	AVG	HI
HOU - 1	39	394	74-122	.607	0-3	.000	17-26	.654	44	55	99	17	49-0	12	14	165	4.2	14
Playoffs																		
HOU - 1	5	57	6-19	.316	0-1	.000	4-10	.400	12	9	21	0	8-0	0	2	16	3.2	9

Anthony "Pig" Miller #2, #9

Michigan State '94 (2nd, 1994, Golden State, 39th)

Born Oct. 27, 1971 in Benton Harbor, MI; 6-foot-9, 255 pounds. With Rockets: 1998-2000, 2000-01; also played for L.A. Lakers 1994-96; Atlanta 1996-98, 2000-01, 2004-05; Philadelphia 2000-01

Seasons	G	MIN	FGM-A	PCT	3FTM-A	PCT	FTM-A	PCT	OFF	DEF	TOT	AST	PF-D	ST	BL	PTS	AVG	HI
HOU - 3	65	728	80-157	.510	0-1	.000	40-73	.548	75	156	231	23	103-1	18	15	200	3.1	19

Brad Miller #52

Purdue '99 (Signed Free Agent, Charlotte; Jan. 21, 1999)

Born April 12, 1976 in Fort Wayne, IN; 7-foot, 261 pounds. With Rockets: 2010-11; also played for Charlotte 1998-2000; Chicago 2000-02, 2008-10; Indiana 2001-03; Sacramento 2003-09; Minnesota 2011-12

Seasons	G	MIN	FGM-A	PCT	3FTM-A	PCT	FTM-A	PCT	OFF	DEF	TOT	AST	PF-D	ST	BL	PTS	AVG	HI
HOU - 1	60	1015	132-296	.446	40-107	.374	78-94	.830	44	178	222	145	98-0	28	21	382	6.4	23

Dirk Minniefeld #10

Kentucky '83 (2nd, 1983, Dallas, 33rd)

Born Jan. 17, 1961 in Lexington, KY; 6-foot-3, 180 pounds. With Rockets: 1986-87; also played for Cleveland 1985-87; Golden State 1987-88; Boston 1987-88

Seasons	G	MIN	FGM-A	PCT	3FTM-A	PCT	FTM-A	PCT	OFF	DEF	TOT	AST	PF-D	ST	BL	PTS	AVG	HI
HOU - 1	63	1478	205-440	.466	11-34	.324	61-86	.709	28	102	130	335	166-2	66	6	482	7.7	20
Playoffs																		
HOU - 1	8	27	4-8	.500	0-1	.000	6-6	1.000	2	0	2	2	8-0	1	0	14	1.8	10

Cuttino Mobley #5

Rhode Island '98 (2nd, 1998, ROCKETS, 41st)

Born Sept. 1, 1974 in Philadelphia, PA; 6-foot-4, 190 pounds. With Rockets: 1998-2004; also played for Orlando 2004-05; Sacramento 2004-05; L.A. Clippers 2005-09; also with New York 2008-09

Seasons	G	MIN	FGM-A	PCT	3FTM-A	PCT	FTM-A	PCT	OFF	DEF	TOT	AST	PF-D	ST	BL	PTS	AVG	HI
HOU - 6	436	16343	2654-6141	.432	672-1807	.372	1468-1750	.839	337	1424	1761	1177	991-4	526	187	7448	17.1	41
Playoffs																		
HOU - 2	9	304	36-90	.400	10-28	.357	18-21	.857	5	23	28	25	25-0	5	3	100	11.1	21

Larry Moffett #41

UNLV '77 (2nd, 1977, ROCKETS, 34th)

Born Nov. 5, 1954 in Mobile, AL; 6-foot-9, 210 pounds. With Rockets: 1977-78

Seasons	G	MIN	FGM-A	PCT	3FTM-A	PCT	FTM-A	PCT	OFF	DEF	TOT	AST	PF-D	ST	BL	PTS	AVG	HI
HOU - 1	20	110	5-17	.294	-	-	6-10	.600	10	11	21	7	16-0	2	2	16	0.8	6

Paul Mokeski #54

Kansas '79 (2nd, 1979, ROCKETS, 42nd)

Born Jan. 3, 1957 in Spokane, WA; 7-foot, 255 pounds. With Rockets: 1979-80; also played for Detroit 1980-82; Cleveland 1981-83, 1989-90; Milwaukee 1982-89; Golden State 1990-91; assistant coach Quad City (CBA) 1992-94; head coach Connecticut/Hartford (CBA) 1993-95; head coach Connecticut (USBL) 1996; player development/defense coach and advance scout Dallas 2001-06; assistant coach Fort Worth (D-League) 2006-07; assistant coach Charlotte 2007-08; assistant coach Anaheim (D-League) 2008-09; assistant coach Rio Grande Valley (D-League) 2009-11; head coach Reno (D-League) 2011-13

Seasons	G	MIN	FGM-A	PCT	3FTM-A	PCT	FTM-A	PCT	OFF	DEF	TOT	AST	PF-D	ST	BL	PTS	AVG	HI
HOU - 1	12	113	11-33	.333	0-0	.000	7-9	.778	14	15	29	2	24-0	1	6	29	2.4	6

Otto Moore #20

Pan American '68 (1st, 1968, Detroit, 6th)

Born Aug. 27, 1946 in Miami, FL; 6-foot-11, 230 pounds. With Rockets: 1972-74; also played for Detroit 1968-71, 1974-75; Phoenix 1971-72; Kansas City 1973-74; New Orleans 1975-77

Seasons	G	MIN	FGM-A	PCT	3FTM-A	PCT	FTM-A	PCT	OFF	DEF	TOT	AST	PF-D	ST	BL	PTS	AVG	HI
HOU - 2	95	3025	450-928	.485	-	-	131-219	.598	-	-	952	185	276-6	10	18	1031	10.9	30

Tracy Moore #20, #9

Tulsa '88 (Signed Free Agent, Dallas; Jan. 17, 1992)

Born Dec. 28, 1965 in Oklahoma City, OK; 6-foot-4, 200 pounds. With Rockets: 1995-97; also played for Dallas 1991-93; Detroit 1993-94

Seasons	G	MIN	FGM-A	PCT	3FTM-A	PCT	FTM-A	PCT	OFF	DEF	TOT	AST	PF-D	ST	BL	PTS	AVG	HI
HOU - 2	35	427	63-161	.391	24-73	.329	40-50	.800	21	27	48	26	35-0	7	0	190	5.4	20

MARCUS MORRIS #2

Kansas '11 (1st, 2011, ROCKETS, 14th)

Born Sept. 2, 1989 in Philadelphia, PA; 6-foot-9, 235 pounds. With Rockets: 2011-13; also played for Phoenix 2012-13

Seasons	G	MIN	FGM-A	PCT	3FTM-A	PCT	FTM-A	PCT	OFF	DEF	TOT	AST	PF-D	ST	BL	PTS	AVG	HI
HOU - 2	71	1280	187-454	.412	76-211	.360	55-83	.663	68	167	235	50	132-1	29	18	505	7.1	24

Rockets All-Time Roster

Terence Morris #44

Maryland '01 (2nd, 2001, Atlanta, 34th)

Born Jan. 11, 1979 in Frederick, MD; 6-foot-9, 221 pounds. With Rockets: 2001-03; also played for Orlando 2005-06

Seasons	G	MIN	FGM-A	PCT	3FTM-A	PCT	FTM-A	PCT	OFF	DEF	TOT	AST	PF-D	ST	BL	PTS	AVG	HI
HOU - 2	117	1742	193-465	.415	22-110	.200	29-42	.690	117	222	339	89	107-1	29	44	437	3.7	17

DONATAS MOTIEJUNAS #20

Lithuania '11 (1st, Minnesota; 2011, 20th)

Born Sept. 20, 1990 in Kaunas, Lithuania; 7-foot, 222 pounds. With Rockets: 2012-14

Seasons	G	MIN	FGM-A	PCT	3FTM-A	PCT	FTM-A	PCT	OFF	DEF	TOT	AST	PF-D	ST	BL	PTS	AVG	HI
HOU - 2	106	1490	228-509	.448	45-167	.269	90-147	.612	96	222	318	65	205-4	27	31	591	5.6	20
Playoffs																		
HOU - 1	1	5	2-2	1.000	-	-	1-1	1.000	1	0	1	0	0-0	0	0	5	5.0	5

Calvin Murphy #23

Niagara '70 (2nd, 1970, ROCKETS, 18th)

Born May 9, 1948 in Norwalk, CT; 5-foot-9, 165 pounds. With Rockets: 1970-83 (#23 retired); inducted into Basketball Hall of Fame (1993); former analyst for Rockets broadcasts; analyst for CSN Houston

Seasons	G	MIN	FGM-A	PCT	3FTM-A	PCT	FTM-A	PCT	OFF	DEF	TOT	AST	PF-D	ST	BL	PTS	AVG	HI
SD/HOU-13	1002	30607	7247-15030	.482	10-72	.139	3445-3864	.892	-	-	2103	4402	3250-53	1165	51	17949	17.9	57
Playoffs																		
HOU - 6	51	1660	388-817	.475	4-14	.286	165-177	.932	31	47	78	213	197-4	79	4	945	18.5	42

Tracy Murray #31

UCLA '92 (1st, 1992, San Antonio, 18th)

Born July 25, 1971 in Los Angeles, CA; 6-foot-7, 228 pounds. With Rockets: 1994-95; also played for Portland 1992-95, 2003-04; Toronto 1995-96, 2000-02; Washington 1996-2000; Denver 2000-01; L.A. Lakers 2002-03

Seasons	G	MIN	FGM-A	PCT	3FTM-A	PCT	FTM-A	PCT	OFF	DEF	TOT	AST	PF-D	ST	BL	PTS	AVG	HI
HOU - 1	25	203	32-80	.400	3FTM-A	.422	5-8	.625	2	20	22	5	31-0	7	3	88	3.5	17

Dikembe Mutombo #55

Georgetown '91 (1st, 1991, Denver, 4th)

Born June 25, 1966 in Kinshasa, Zaire, Africa; 7-foot-2, 260 pounds. With Rockets: 2004-09; also played for Denver 1991-96; Atlanta 1996-2001; Philadelphia 2000-02; New Jersey 2002-04; serves as an NBA Global Ambassador

Seasons	G	MIN	FGM-A	PCT	3FTM-A	PCT	FTM-A	PCT	OFF	DEF	TOT	AST	PF-D	ST	BL	PTS	AVG	HI
HOU - 5	267	4171	291-558	.522	0-0	.000	273-375	.728	494	958	1452	32	485-1	66	293	855	3.2	15
Playoffs																		
HOU - 4	22	284	17-27	.630	0-0	.000	20-29	.690	27	67	94	5	35-0	4	23	54	2.5	8

Bostjan Nachbar #9

Slovenia '02 (1st, 2002, ROCKETS, 15th)

Born July 3, 1980 in Slovenj Gradec, Slovenia; 6-foot-9, 221 pounds. With Rockets: 2002-05; also played for New Orleans/Oklahoma City 2004-06; New Jersey 2005-08

Seasons	G	MIN	FGM-A	PCT	3FTM-A	PCT	FTM-A	PCT	OFF	DEF	TOT	AST	PF-D	ST	BL	PTS	AVG	HI
HOU - 3	75	797	73-206	.354	35-94	.372	35-51	.686	15	96	111	42	115-1	17	16	216	2.9	12
Playoffs																		
HOU - 1	6	42	4-9	.444	1-3	.333	5-5	1.000	1	5	6	2	9-0	1	0	14	2.3	5

Chuck Nevitt #52

North Carolina State '82 (3rd, 1982, ROCKETS, 63rd)

Born June 13, 1959 in Cortez, CO; 7-foot-5, 237 pounds. With Rockets: 1982-83, 1988-90; also played for L.A. Lakers 1984-86; Detroit 1985-88; Chicago 1991-92; San Antonio 1993-94

Seasons	G	MIN	FGM-A	PCT	3FTM-A	PCT	FTM-A	PCT	OFF	DEF	TOT	AST	PF-D	ST	BL	PTS	AVG	HI
HOU - 3	52	301	40-79	.506	0-0	.000	12-20	.600	23	61	84	4	68-1	6	42	92	1.8	8
Playoffs																		
HOU - 1	2	3	0-0	.000	0-0	.000	0-0	.000	0	1	1	0	0-0	0	0	0	0.0	0

Mike Newlin #14

Utah '71 (2nd, 1971, ROCKETS, 24th)

Born Jan. 2, 1949 in Portland, OR; 6-foot-4, 200 pounds. With Rockets: 1971-79; also played for New Jersey 1979-81; New York 1981-82; former analyst for Rockets broadcasts

Seasons	G	MIN	FGM-A	PCT	3FTM-A	PCT	FTM-A	PCT	OFF	DEF	TOT	AST	PF-D	ST	BL	PTS	AVG	HI
HOU - 8	604	17646	3191-6917	.461	-	-	2098-2428	.864	-	-	1920	2581	1916-31	467	42	8490	14.0	38
Playoffs																		
HOU - 3	22	682	135-270	.500	-	-	55-65	.846	21	52	73	103	72-1	28	1	325	14.8	31

Martyn "Moochie" Norris #12, #25

West Florida '96 (2nd, 1996, Milwaukee, 33rd)

Born July 27, 1973 in Washington, DC; 6-foot-1, 186 pounds. With Rockets: 1999-2004, 2004-06; also played for Vancouver 1996-97; Seattle 1998-99; New York 2003-05; New Orleans/Oklahoma City 2005-06

Seasons	G	MIN	FGM-A	PCT	3FTM-A	PCT	FTM-A	PCT	OFF	DEF	TOT	AST	PF-D	ST	BL	PTS	AVG	HI
HOU - 7	341	6461	694-1701	.408	92-325	.283	446-593	.752	182	557	739	1058	367-0	259	14	1926	5.6	28

Rockets All-Time Roster

STEVE NOVAK #20

Marquette '06 (2nd, 2006, ROCKETS, 32nd)

Born June 13, 1983 in Libertyville, IL; 6-foot-10, 220 pounds. With Rockets: 2006-08; also played for L.A. Clippers 2008-10; Dallas 2010-11; San Antonio 2010-11; New York 2011-13

Seasons	G	MIN	FGM-A	PCT	3FTM-A	PCT	FTM-A	PCT	OFF	DEF	TOT	AST	PF-D	ST	BL	PTS	AVG	HI
HOU - 2	70	455	67-152	.441	47-110	.427	5-6	.833	8	53	61	12	38-0	7	3	186	2.7	17
Playoffs																		
HOU - 1	3	21	3-4	.750	2-3	.667	0-0	.000	1	1	2	0	2-0	0	1	8	2.7	8

Charles Oakley #33

Virginia Union '85 (1st, 1985, Cleveland, 9th)

Born Dec. 18, 1963 in Cleveland, OH; 6-foot-9, 245 pounds. With Rockets: 2003-04; also played for Chicago 1985-88, 2001-02; New York 1988-98; Toronto 1998-2001; Washington 2002-03; assistant coach Charlotte 2010-11

Seasons	G	MIN	FGM-A	PCT	3FTM-A	PCT	FTM-A	PCT	OFF	DEF	TOT	AST	PF-D	ST	BL	PTS	AVG	HI
HOU - 1	7	25	2-6	.333	0-0	.000	5-6	.833	0	5	5	2	8-0	0	0	9	1.3	4

Tim Ohlbrecht #14

Germany '10 (Signed Free Agent, ROCKETS; Feb. 25, 2013)

Born Aug. 30, 1988 in Wuppertal, Germany; 6-foot-11, 255 pounds. With Rockets: 2012-13

Seasons	G	MIN	FGM-A	PCT	3FTM-A	PCT	FTM-A	PCT	OFF	DEF	TOT	AST	PF-D	ST	BL	PTS	AVG	HI
HOU - 1	3	12	1-3	.333	-	-	1-1	1.000	0	1	1	1	1-0	1	0	3	1.0	3

Hakeem Olajuwon #34

Houston '84 (1st, 1984, ROCKETS, 1st)

Born Jan. 21, 1963 in Lagos, Nigeria; 7-foot, 250 pounds. With Rockets: 1984-2001 (#34 retired); also played for Toronto 2001-02; inducted into Basketball Hall of Fame (2008)

Seasons	G	MIN	FGM-A	PCT	3FTM-A	PCT	FTM-A	PCT	OFF	DEF	TOT	AST	PF-D	ST	BL	PTS	AVG	HI
HOU - 17	1177	42844	10555-20573	.513	25-122	.205	5376-7537	.713	3936	9446	13382	2992	4236-80	2088	3740	26511	22.5	52
Playoffs																		
HOU - 14	140	5663	1492-2825	.528	4-18	.222	739-1028	.719	462	1140	1602	456	553-5	238	468	3727	26.6	49

Jawann Oldham #51

Seattle '80 (2nd, 1980, Denver, 41st)

Born July 4, 1957 in Chicago, IL; 7-foot, 215 pounds. With Rockets: 1981-82; also played for Denver 1980-81; Chicago 1982-86; New York 1986-87; Sacramento 1987-88; Orlando 1989-90; L.A. Lakers 1989-90; Indiana 1990-91

Seasons	G	MIN	FGM-A	PCT	3FTM-A	PCT	FTM-A	PCT	OFF	DEF	TOT	AST	PF-D	ST	BL	PTS	AVG	HI
HOU - 1	22	124	13-36	.361	0-0	.000	8-14	.571	7	17	24	3	28-0	2	10	34	1.5	5

Tom Owens #25

South Carolina '71 (4th, 1971, ROCKETS, 58th)

Born June 28, 1949 in Bronx, NY; 6-foot-10, 220 pounds. With Rockets: 1976-77; also played for Memphis (ABA) 1971-72, 1974-75; Carolina (ABA) 1971-74; St. Louis (ABA) 1974-75; Kentucky (ABA) 1975-76; Indiana (ABA) 1975-76; San Antonio (ABA) 1975-76; Portland 1977-81; Indiana 1981-82; Detroit 1982-83

Seasons	G	MIN	FGM-A	PCT	3FTM-A	PCT	FTM-A	PCT	OFF	DEF	TOT	AST	PF-D	ST	BL	PTS	AVG	HI
HOU - 1	46	462	68-135	.504	-	-	52-76	.684	47	95	142	18	96-2	4	13	188	4.1	13
Playoffs																		
HOU - 1	3	7	0-1	.000	-	-	0-0	.000	0	2	2	0	1-0	1	0	0	0.0	0

Scott Padgett #35

Kentucky '99 (1st, 1999, Utah, 28th)

Born Apr. 19, 1976 in Louisville, KY; 6-foot-9, 240 pounds. With Rockets: 2003-05, 2006-07; also played for Utah 1999-2003; New Jersey 2005-06; Memphis 2006-07

Seasons	G	MIN	FGM-A	PCT	3FTM-A	PCT	FTM-A	PCT	OFF	DEF	TOT	AST	PF-D	ST	BL	PTS	AVG	HI
HOU - 3	148	1687	187-449	.416	86-220	.391	59-83	.711	104	265	369	86	225-0	49	26	519	3.5	22
Playoffs																		
HOU - 2	11	123	11-29	.379	6-15	.400	2-2	1.000	10	12	22	4	19-0	4	3	30	2.7	6

CHANDLER PARSONS #25

Florida '11 (2nd, 2011, ROCKETS, 38th)

Born Oct. 25, 1988 in Casselberry, FL; 6-foot-9, 227 pounds. With Rockets: 2011-14

Seasons	G	MIN	FGM-A	PCT	3FTM-A	PCT	FTM-A	PCT	OFF	DEF	TOT	AST	PF-D	ST	BL	PTS	AVG	HI
HOU - 3	213	7345	1170-2475	.473	342-924	.37	320-454	.705	238	875	1113	701	458	236	90	3002	14.1	34
Playoffs																		
HOU - 2	12	488	88-198	.444	29-76	.382	20-29	.69	13	67	80	36	38	5	4	225	18.8	27

PATRICK PATTERSON #54

Kentucky '10 (1st, 2010, ROCKETS, 14th)

Born March 14, 1989 in Washington, DC; 6-foot-9, 235 pounds. With Rockets: 2010-13; also played for Sacramento 2012-13

Seasons	G	MIN	FGM-A	PCT	3FTM-A	PCT	FTM-A	PCT	OFF	DEF	TOT	AST	PF-D	ST	BL	PTS	AVG	HI
HOU - 3	163	3569	610-1233	.495	35-101	.347	107-148	.723	271	436	707	145	280-0	62	100	1362	8.4	27

Rockets All-Time Roster

Billy Paultz #5

St. John's '70 (7th, 1970, ROCKETS, 103rd)

Born July 30, 1948 in River Edge, NJ; 6-foot-11, 255 pounds. With Rockets: 1979-83; also played for New York (ABA) 1970-75; San Antonio (ABA) 1975-76; San Antonio 1976-80, 1982-83; Atlanta 1983-84; Utah 1984-85

Seasons	G	MIN	FGM-A	PCT	3FTM-A	PCT	FTM-A	PCT	Rebounds		AST	PF-D	ST	BL	PTS	AVG	HI
									OFF	DEF							
HOU - 4	240	4141	578-1235	.468	0-3	.000	178-357	.499	311	692	1003	273	462-1	77	145	1334	5.6 28
Playoffs																	
HOU - 3	31	882	127-295	.431	0-1	.000	37-58	.638	67	117	184	44	86-1	14	32	291	9.4 20

Curtis Perry #54

S.W. Missouri State '70 (3rd, 1970, ROCKETS, 35th)

Born Sept. 13, 1948 in Washington, DC; 6-foot-7, 220 pounds. With Rockets: 1970-72; also played for Milwaukee 1971-74; Phoenix 1974-78

Seasons	G	MIN	FGM-A	PCT	3FTM-A	PCT	FTM-A	PCT	Rebounds		AST	PF-D	ST	BL	PTS	AVG	HI
									OFF	DEF							
SD/HOU - 2	43	455	59-163	.362	-	-	23-44	.523	-	-	152	27	69-0	-	141	3.3	11

Jim Petersen #43

Minnesota '84 (3rd, 1984, ROCKETS, 51st)

Born Feb. 22, 1962 in Minneapolis, MN; 6-foot-10, 235 pounds. With Rockets: 1984-88; also played for Sacramento 1988-89; Golden State 1989-92; assistant coach Minnesota (WNBA) 2009-13; analyst for Minnesota telecasts

Seasons	G	MIN	FGM-A	PCT	3FTM-A	PCT	FTM-A	PCT	Rebounds		AST	PF-D	ST	BL	PTS	AVG	HI
									OFF	DEF							
HOU - 4	293	6574	901-1798	.501	1-13	.077	429-588	.730	515	1021	1536	347	827-11	131	228	2232	7.6 28
Playoffs																	
HOU - 4	37	671	85-183	.465	0-0	.000	42-63	.667	69	111	180	34	87-3	15	13	212	5.7 15

Richard Petruska #3

UCLA '93 (2nd, 1993, ROCKETS, 46th)

Born Jan. 25, 1969 in Levice, Slovakia; 6-foot-10, 260 pounds. With Rockets: 1993-94

Seasons	G	MIN	FGM-A	PCT	3FTM-A	PCT	FTM-A	PCT	Rebounds		AST	PF-D	ST	BL	PTS	AVG	HI
									OFF	DEF							
HOU - 1	22	92	20-46	.435	7-15	.467	6-8	.750	9	22	31	1	15-0	2	3	53	2.4 12

Eric Piatkowski #52

Nebraska '94 (1st, 1994, Indiana, 15th)

Born Sept. 30, 1970 in Steubenville, OH; 6-foot-7, 215 pounds. With Rockets: 2003-04; also played for L.A. Clippers 1994-2003; Chicago 2004-06; Phoenix 2006-08

Seasons	G	MIN	FGM-A	PCT	3FTM-A	PCT	FTM-A	PCT	Rebounds		AST	PF-D	ST	BL	PTS	AVG	HI
									OFF	DEF							
HOU - 1	49	703	72-191	.377	43-122	.352	14-16	.875	10	63	73	26	42-0	16	5	201	4.1 14
Playoffs																	
HOU - 1	1	4	0-1	.000	0-0	.000	0-0	.000	0	1	1	0	1-0	0	0	0	0.0 0

Scottie Pippen #33

Central Arkansas '87 (1st, 1987, Seattle, 5th)

Born Sept. 25, 1965 in Hamburg, AR; 6-foot-7, 228 pounds. With Rockets: 1998-99; also played for Chicago 1987-98, 2003-04; Portland 1999-2003; inducted into Basketball Hall of Fame (2010)

Seasons	G	MIN	FGM-A	PCT	3FTM-A	PCT	FTM-A	PCT	Rebounds		AST	PF-D	ST	BL	PTS	AVG	HI
									OFF	DEF							
HOU - 1	50	2011	261-604	.432	72-212	.340	132-183	.721	63	260	323	293	118-0	98	37	726	14.5 31
Playoffs																	
HOU - 1	4	172	23-70	.329	6-22	.273	21-26	.808	20	27	47	22	12-0	7	3	73	18.3 37

James Posey #55

Xavier '99 (1st, 1999, Denver, 18th)

Born Jan. 13, 1977 in Cleveland, OH; 6-foot-8, 215 pounds. With Rockets: 2002-03; also played for Denver 1999-2003; Memphis 2003-05; Miami 2005-07; Boston 2007-08; New Orleans 2008-10; Indiana 2010-11

Seasons	G	MIN	FGM-A	PCT	3FTM-A	PCT	FTM-A	PCT	Rebounds		AST	PF-D	ST	BL	PTS	AVG	HI
									OFF	DEF							
HOU - 1	58	1646	188-428	.439	46-141	.326	119-144	.826	52	229	281	106	134-0	77	9	541	9.3 26

JOSH POWELL #21

North Carolina State '03 (Signed Free Agent, Dallas; Jun. 26, 2003)

Born Jan. 25, 1983 in Charleston, SC; 6-foot-9, 225 pounds. With Rockets: 2013-14; also played for Atlanta 2010-11; LA Lakers 2008-10; LA Clippers 2007-08; Golden State 2007; Indiana 2006-07; Dallas 2005-06

Seasons	G	MIN	FGM-A	PCT	3FTM-A	PCT	FTM-A	PCT	Rebounds		AST	PF-D	ST	BL	PTS	AVG	HI
									OFF	DEF							
HOU - 1	1	19	2-6	.333	0-0		0-0		0	5	5	0	1-0	0	1	4	4.0 4

Brent Price #20

Oklahoma '92 (2nd, 1992, Washington, 32nd)

Born Dec. 9, 1968 in Shawnee, OK; 6-foot-1, 185 pounds. With Rockets: 1996-99; also played for Washington 1992-96; Vancouver 1999-2001; Sacramento 2001-02

Seasons	G	MIN	FGM-A	PCT	3FTM-A	PCT	FTM-A	PCT	Rebounds		AST	PF-D	ST	BL	PTS	AVG	HI
									OFF	DEF							
HOU - 3	137	2528	272-622	.437	136-352	.386	144-180	.800	65	149	214	370	287-3	102	5	824	6.0 20
Playoffs																	
HOU - 2	9	173	17-39	.436	10-27	.370	8-9	.889	4	13	17	20	17-1	8	1	52	5.8 18

Rockets All-Time Roster

Ed Ratleff #42

Long Beach State '73 (1st, 1973, ROCKETS, 6th)

Born March 29, 1950 in Bellefontaine, OH; 6-foot-6, 195 pounds. With Rockets: 1973-78

Seasons	G	MIN	FGM-A	PCT	3FTM-A	PCT	FTM-A	PCT	OFF	DEF	TOT	AST	PF-D	ST	BL	PTS	AVG	HI
HOU - 5	338	8433	1160-2554	.454	-	-	493-614	.803	465	898	1363	896	801-11	430	143	2813	8.3	33
Playoffs																		
HOU - 1	8	291	36-87	.414	-	-	17-20	.850	24	29	53	35	31-0	14	1	89	11.1	20

Eldridge Recasner #3

Washington '90 (Signed Free Agent, Denver; March 3, 1995)

Born Dec. 14, 1967 in New Orleans, LA; 6-foot-3, 190 pounds. With Rockets: 1995-96; also played for Denver 1994-95; Atlanta 1996-98; Charlotte 1998-2002; L.A. Clippers 2001-02

Seasons	G	MIN	FGM-A	PCT	3FTM-A	PCT	FTM-A	PCT	OFF	DEF	TOT	AST	PF-D	ST	BL	PTS	AVG	HI
HOU - 1	63	1275	149-359	.415	81-191	.424	1253-1710	.733	31	113	144	170	111-1	23	5	436	6.9	21
Playoffs																		
HOU - 1	1	8	0-3	.000	0-1	.000	0-0	.000	0	1	1	2	0-0	0	0	0	0.0	0

Robert Reid #50, #33

St. Mary's [TX] '77 (2nd, 1977, ROCKETS, 40th)

Born Aug. 30, 1955 in Atlanta, GA; 6-foot-8, 220 pounds. With Rockets: 1977-82, 1983-88; also played for Charlotte 1988-90; Portland 1989-90; Philadelphia 1990-91; head coach Yakima (CBA) 1991-93; assistant coach Washington 1993-94

Seasons	G	MIN	FGM-A	PCT	3FTM-A	PCT	FTM-A	PCT	OFF	DEF	TOT	AST	PF-D	ST	BL	PTS	AVG	HI
HOU - 10	762	21718	3747-8031	.467	76-270	.281	1253-1710	.733	1049	2657	3706	2253	2502-34	881	364	8823	11.6	32
Playoffs																		
HOU - 8	72	2699	427-974	.438	8-52	.154	157-217	.724	109	274	383	333	270-3	105	41	1019	14.2	33

Rodrick Rhodes #1

Southern California '97 (1st, 1997, ROCKETS, 24th)

Born Sept. 24, 1973, in Jersey City, NJ; 6-foot-6, 225 pounds. With Rockets 1997-99; also played for Vancouver 1998-99; Dallas 1999-2000

Seasons	G	MIN	FGM-A	PCT	3FTM-A	PCT	FTM-A	PCT	OFF	DEF	TOT	AST	PF-D	ST	BL	PTS	AVG	HI
HOU - 2	61	1103	114-313	.364	2-8	.250	116-186	.624	30	44	74	111	130-0	63	10	346	5.7	16
Playoffs																		
HOU - 1	3	7	2-3	.667	0-0	.000	2-4	.500	0	1	1	0	0-0	1	0	6	2.0	4

Glen Rice #41

Michigan '89 (1st, 1989, Miami, 4th)

Born May 28, 1967 in Flint, MI; 6-foot-8, 220 pounds. With Rockets: 2001-03; also played for Miami 1989-95; Charlotte 1995-98; L.A. Lakers 1998-2000; New York 2000-01; L.A. Clippers 2003-04; father of Glen Rice Jr. (Washington)

Seasons	G	MIN	FGM-A	PCT	3FTM-A	PCT	FTM-A	PCT	OFF	DEF	TOT	AST	PF-D	ST	BL	PTS	AVG	HI
HOU - 2	82	2138	261-624	.418	119-318	.374	87-113	.770	33	168	201	96	133-0	35	8	728	8.9	25

Eric Riley #42

Michigan '93 (2nd, 1993, Dallas, 33rd)

Born June 2, 1970 in Cleveland, OH; 7-foot, 240 pounds. With Rockets: 1993-94; also played for L.A. Clippers 1994-95; Minnesota 1995-96; Dallas 1997-98; Boston 1998-99

Seasons	G	MIN	FGM-A	PCT	3FTM-A	PCT	FTM-A	PCT	OFF	DEF	TOT	AST	PF-D	ST	BL	PTS	AVG	HI
HOU - 1	47	219	34-70	.486	0-1	.000	20-37	.541	24	35	59	9	30-0	5	9	88	1.9	12

Pat Riley #42

Kentucky '67 (1st, 1967, ROCKETS, 7th)

Born Mar. 20, 1945 in Rome, NY; 6-foot-4, 205 pounds. With Rockets: 1967-70 (first draft pick in franchise history); also played for L.A. Lakers 1970-76; Phoenix 1975-76; head coach L.A. Lakers 1981-90; head coach New York 1991-95; head coach Miami 1995-2003, 2005-08; President of the Miami Heat; inducted into Basketball Hall of Fame (2008)

Seasons	G	MIN	FGM-A	PCT	3FTM-A	PCT	FTM-A	PCT	OFF	DEF	TOT	AST	PF-D	ST	BL	PTS	AVG	HI
SD - 3	172	2764	527-1338	.394	-	-	258-391	.660	4	-	346	359	419-2	-	-	1312	7.6	25
Playoffs																		
SD - 1	5	76	16-37	.432	-	-	5-6	.833	-	-	11	2	13-0	-	-	37	7.4	18

Ron Riley #31

Southern California '72 (3rd, 1972, Kansas City-Omaha, 38th)

Born Nov. 11, 1950 in Los Angeles, CA; 6-foot-8, 200 pounds. With Rockets: 1973-76; also played for Kansas City 1972-74

Seasons	G	MIN	FGM-A	PCT	3FTM-A	PCT	FTM-A	PCT	OFF	DEF	TOT	AST	PF-D	ST	BL	PTS	AVG	HI
HOU - 3	178	3048	368-895	.411	-	-	119-167	.713	263	542	805	234	402-4	103	65	855	4.8	21
Playoffs																		
HOU - 1	8	152	25-42	.595	-	-	6-16	.375	12	24	36	15	18-0	9	2	56	7.0	13

Stanley Roberts #53

Louisiana State '90 (1st, 1991, Orlando, 23rd)

Born Feb. 7, 1970 in Hopkins, SC; 7-foot, 290 pounds. With Rockets: 1998-99; also played for Orlando 1991-92; L.A. Clippers 1992-97; Minnesota 1997-98; Philadelphia 1999-2000

Seasons	G	MIN	FGM-A	PCT	3FTM-A	PCT	FTM-A	PCT	OFF	DEF	TOT	AST	PF-D	ST	BL	PTS	AVG	HI
HOU - 1	6	33	5-13	.385	0-0	.000	4-8	.500	4	7	11	0	2-0	0	1	14	2.3	11
Playoffs																		
HOU - 1	3	20	0-6	.000	0-0	.000	1-2	.500	0	3	3	0	5-0	0	4	1	0.3	1

Rockets All-Time Roster

Larry Robinson #20

Centenary '90 (Signed Free Agent, Washington; Sept. 25, 1990)

Born Jan. 11, 1968 in Bossier City, LA; 6-foot-5, 180 pounds. With Rockets: 1993-94; also played for Washington 1990-91, 1992-93; Golden State 1990-91; Boston 1991-92; Vancouver 1997-98; Cleveland 2000-01; Atlanta 2000-01; New York 2001-02

Seasons	G	MIN	FGM-A	PCT	3FTM-A	PCT	FTM-A	PCT	—Rebounds—			AST	PF-D	ST	BL	PTS	AVG	HI
									OFF	DEF	TOT							
HOU - 1	6	55	10-20	.500	2-8	.250	3-8	.375	4	6	10	6	8-0	7	0	25	4.2	9

THOMAS ROBINSON #0, #41

Kansas '12 (1st, 2012, Sacramento, 5th)

Born March 17, 1991 in Washington, DC; 6-foot-10, 237 pounds. With Rockets: 2012-13; also played for Sacramento 2012-13

Seasons	G	MIN	FGM-A	PCT	3FTM-A	PCT	FTM-A	PCT	—Rebounds—			AST	PF-D	ST	BL	PTS	AVG	HI
									OFF	DEF	TOT							
HOU - 1	19	247	35-78	.449	0-1	.000	16-38	.421	30	47	77	10	29-0	16	5	86	4.5	15

Carlos Rogers #6

Tennessee State '94 (1st, 1994, Seattle, 11th)

Born Feb. 6, 1971 in Detroit, MI; 6-foot-11, 232 pounds. With Rockets: 1999-2001; also played for Golden State 1994-95; Toronto 1995-98; Portland 1997-99; Indiana 2001-02

Seasons	G	MIN	FGM-A	PCT	3FTM-A	PCT	FTM-A	PCT	—Rebounds—			AST	PF-D	ST	BL	PTS	AVG	HI
									OFF	DEF	TOT							
HOU - 2	92	1645	245-434	.565	1-15	.067	110-189	.582	146	268	414	51	110-0	24	52	601	6.5	28

Wayne "Tree" Rollins #15

Clemson '77 (1st, 1977, Atlanta, 14th)

Born June 16, 1955 in Winter Haven, FL; 7-foot-1, 250 pounds. With Rockets: 1991-93; also played for Atlanta 1977-88; Cleveland 1988-90; Detroit 1990-91, Orlando 1993-95; assistant coach Orlando 1995-99; assistant coach Washington 1999-2000; assistant coach Indiana 2000-02, head coach Greenville (D-League) 2002; assistant coach Washington (WNBA) 2006-07; head coach Washington (WNBA) 2007-08; assistant coach Chicago (WNBA) 2013

Seasons	G	MIN	FGM-A	PCT	3FTM-A	PCT	FTM-A	PCT	—Rebounds—			AST	PF-D	ST	BL	PTS	AVG	HI
									OFF	DEF	TOT							
HOU - 2	101	944	57-127	.449	0-2	.000	35-42	.833	73	158	231	25	128-0	20	77	149	1.5	13
Playoffs																		
HOU - 1	6	16	0-3	.000	0-1	.000	0-0	.000	1	3	4	0	2-0	2	0	0	0.0	0

Ralph Sampson #50

Virginia '83 (1st, 1983, ROCKETS, 1st)

Born July 7, 1960 in Harrisonburg, VA; 7-foot-4, 230 pounds. With Rockets: 1983-88; also played for Golden State 1987-89; Sacramento 1989-91; Washington 1991-92; assistant coach James Madison University 1992-93; owner, GM, head coach of Fargo-Moorhead (CBA) 1993-94; inducted into the Basketball Hall of Fame (2012)

Seasons	G	MIN	FGM-A	PCT	3FTM-A	PCT	FTM-A	PCT	—Rebounds—		AST	PF-D	ST	BL	PTS	AVG	HI	
									OFF	DEF								
HOU - 5	305	10674	2489-4985	.499	5-34	.147	1012-1532	.661	924	2265	3189	827	1185-45	307	585	5995	19.7	43
Playoffs																		
HOU - 3	35	1264	274-547	.501	3-4	.750	140-198	.707	118	268	386	108	149-4	34	55	691	19.7	33

LUIS SCOLA #4

Argentina '02 (2nd, 2002, San Antonio, 56th)

Born April 30, 1980 in Buenos Aires, Argentina; 6-foot-9, 245 pounds. With Rockets: 2007-12; Phoenix 2012-13

Seasons	G	MIN	FGM-A	PCT	3FTM-A	PCT	FTM-A	PCT	—Rebounds—			AST	PF-D	ST	BL	PTS	AVG	HI
									OFF	DEF	TOT							
HOU - 5	386	11662	2334-4576	.510	1-17	.059	928-1248	.744	818	2166	2984	723	1183-11	274	124	5597	14.5	44
Playoffs																		
HOU - 2	19	644	107-223	.480	0-1	.000	57-84	.679	52	113	165	31	75-2	11	4	271	14.3	24

Purvis Short #10

Jackson State '78 (1st, 1978, Golden State, 5th)

Born July 2, 1957 in Hattiesburg, MS; 6-foot-7, 220 pounds. With Rockets: 1987-89; also played for Golden State 1978-87; New Jersey 1989-90

Seasons	G	MIN	FGM-A	PCT	3FTM-A	PCT	FTM-A	PCT	—Rebounds—			AST	PF-D	ST	BL	PTS	AVG	HI
									OFF	DEF	TOT							
HOU - 2	146	3106	672-1466	.458	14-54	.259	283-329	.860	136	265	401	269	313-1	102	27	1641	11.2	33
Playoffs																		
HOU - 2	8	108	15-46	.326	0-3	.000	11-13	.846	11	8	19	3	15-0	1	0	41	5.1	13

John Shumate #34

Notre Dame '74 (1st, 1974, Phoenix, 4th)

Born April 6, 1952 in Greenville, SC; 6-foot-9, 235 pounds. With Rockets: 1979-80; also played for Phoenix 1974-76; Buffalo 1975-78; Detroit 1977-80; San Antonio 1979-81; Seattle 1980-81; head coach SMU 1988-94; assistant coach Toronto 1995-98; head coach Phoenix (WNBA) 2003; assistant coach Phoenix 2009-10

Seasons	G	MIN	FGM-A	PCT	3FTM-A	PCT	FTM-A	PCT	—Rebounds—			AST	PF-D	ST	BL	PTS	AVG	HI
									OFF	DEF	TOT							
HOU - 1	29	332	34-64	.531	0-0	.000	33-44	.750	25	54	79	23	39-0	8	9	101	3.5	12

Larry Siegfried #20

Ohio State '61 (1st, 1961, Cincinnati, 3rd)

Born May 22, 1939 in Shelby, OH; deceased Oct. 14, 2010; 6-foot-3, 192 pounds. With Rockets: 1970-72; also played for Cleveland (ABL) 1961-63; Boston 1963-70; Atlanta 1971-72

Seasons	G	MIN	FGM-A	PCT	3FTM-A	PCT	FTM-A	PCT	—Rebounds—			AST	PF-D	ST	BL	PTS	AVG	HI
									OFF	DEF	TOT							
SD/HOU - 2	63	1896	164-424	.387	-	-	142-167	.850	-	-	217	366	167-0	-	-	470	7.5	28

Bobby "Bingo" Smith #32

Tulsa '69 (1st, 1969, ROCKETS, 6th)

Born Feb. 26, 1946 in Memphis, TN; 6-foot-5, 212 pounds. With Rockets: 1969-70; also played for Cleveland 1970-79; San Diego 1979-80

Seasons	G	MIN	FGM-A	PCT	3FTM-A	PCT	FTM-A	PCT	—Rebounds—		AST	PF-D	ST	BL	PTS	AVG	HI	
									OFF	DEF								
SD - 1	75	1198	242-567	.427	-	-	66-96	.688	-	-	328	75	119-0	-	-	550	7.3	25

Rockets All-Time Roster

Greg Smith #4

Western Kentucky '68 (4th, 1968, Milwaukee, 50th)

Born Jan. 28, 1947 in Princeton, KY; 6-foot-5, 200 pounds. With Rockets: 1971-73; also played for Milwaukee 1968-72; Portland 1972-76

Seasons	G	MIN	FGM-A	PCT	3FTM-A	PCT	FTM-A	PCT	Rebounds		TOT	AST	PF-D	ST	BL	PTS	AVG	HI
									OFF	DEF								
HOU - 2	58	1560	217-489	.444	-	-	70-110	.636	-	-	330	164	175-2	-	-	504	8.7	23

GREG SMITH #0, #4

Fresno State '11 (Signed Free Agent, ROCKETS; Feb. 8, 2012)

Born Jan. 8, 1991 in Vallejo, CA; 6-foot-10, 250 pounds. With Rockets: 2011-13

Seasons	G	MIN	FGM-A	PCT	3FTM-A	PCT	FTM-A	PCT	Rebounds		TOT	AST	PF-D	ST	BL	PTS	AVG	HI
									OFF	DEF								
HOU - 3	89	1279	195-313	.623	0-1	-	83-135	.615	127	241	368	26	209-2	21	47	473	5.3	21
Playoffs																		
HOU - 1	5	59	6-9	.667	0-0	-	6-12	.500	7	6	13	0	9-0	2	2	18	3.6	6

ISHMAEL SMITH #13

Wake Forest '10 (Signed Free Agent, ROCKETS; Aug. 23, 2010)

Born July 5, 1988 in Charlotte, NC; 6-foot, 175 pounds. With Rockets: 2010-11; also played for Memphis 2010-11; Golden State 2011-12; Orlando 2011-13; Milwaukee 2012-13

Seasons	G	MIN	FGM-A	PCT	3FTM-A	PCT	FTM-A	PCT	Rebounds		TOT	AST	PF-D	ST	BL	PTS	AVG	HI
									OFF	DEF								
HOU - 1	28	329	32-83	.386	3-8	.375	7-10	.700	6	36	42	64	26-0	13	2	74	2.6	12

Kenny Smith #30

North Carolina '87 (1st, 1987, Sacramento, 6th)

Born March 8, 1965 in Queens, NY; 6-foot-3, 170 pounds. With Rockets: 1990-96; also played for Sacramento 1987-90; Atlanta 1989-90; Detroit 1996-97; Orlando 1996-97; Denver 1996-97; studio analyst for TNT

Seasons	G	MIN	FGM-A	PCT	3FTM-A	PCT	FTM-A	PCT	Rebounds		TOT	AST	PF-D	ST	BL	PTS	AVG	HI
									OFF	DEF								
HOU - 6	468	13712	2170-4425	.490	521-1280	.407	1049-1224	.857	170	719	889	2457	699-2	467	42	5910	12.6	41
Playoffs																		
HOU - 5	68	2043	268-586	.457	117-261	.448	127-150	.847	22	125	147	305	123-0	54	9	780	11.5	32

Larry Smith #13

Alcorn State '80 (2nd, 1980, Golden State, 24th)

Born Jan. 18, 1958 in Rolling Fork, MS; 6-foot-8, 235 pounds. With Rockets: 1989-92; also played for Golden State 1980-89; San Antonio 1992-93; assistant coach Rockets 1993-2003; assistant coach Atlanta 2003-04; assistant coach L.A. Lakers 2004-05; assistant coach Albuquerque (D-League) 2005-06; head coach Anaheim (D-League) 2006-07; assistant coach Austin (D-League) 2007-08

Seasons	G	MIN	FGM-A	PCT	3FTM-A	PCT	FTM-A	PCT	Rebounds		TOT	AST	PF-D	ST	BL	PTS	AVG	HI
									OFF	DEF								
HOU - 3	200	4023	279-568	.491	0-3	.000	36-116	.310	589	828	1417	190	589-12	160	57	594	3.0	15
Playoffs																		
HOU - 2	7	130	7-12	.583	0-1	.000	0-1	.000	13	13	26	9	22-0	5	1	14	2.0	6

Kirk Snyder #13

Nevada '04 (1st, 2004, Utah, 16th)

Born June 5, 1983 in Los Angeles, CA; 6-foot-6, 225 pounds. With Rockets: 2006-08; also played for Utah 2004-05; New Orleans/Oklahoma City 2005-06; Minnesota 2007-08

Seasons	G	MIN	FGM-A	PCT	3FTM-A	PCT	FTM-A	PCT	Rebounds		TOT	AST	PF-D	ST	BL	PTS	AVG	HI
									OFF	DEF								
HOU - 2	48	644	79-174	.454	13-53	.245	55-86	.640	22	73	95	47	57-0	12	13	226	4.7	15
Playoffs																		
HOU - 1	3	9	1-3	.333	0-2	.000	0-0	.000	0	1	1	0	0-0	0	0	2	0.7	2

Vassilis Spanoulis #10

Greece '04 (2nd, 2004, Dallas, 50th)

Born Aug. 7, 1982 in Larissa, Greece; 6-foot-4, 195 pounds. With Rockets: 2006-07

Seasons	G	MIN	FGM-A	PCT	3FTM-A	PCT	FTM-A	PCT	Rebounds		TOT	AST	PF-D	ST	BL	PTS	AVG	HI
									OFF	DEF								
HOU - 1	31	272	23-72	.319	5-29	.172	34-42	.810	5	17	22	28	33-1	7	1	85	2.7	13
Playoffs																		
HOU - 1	1	3	1-2	.500	0-0	.000	2-2	1.000	0	1	1	1	0-0	0	0	4	4.0	4

Larry Spriggs #35

Howard '81 (4th, 1981, ROCKETS, 81st)

Born Sept. 8, 1959 in Cheverly, MD; 6-foot-7, 230 pounds. With Rockets: 1981-82; also played for Chicago 1982-83; L.A. Lakers 1983-86

Seasons	G	MIN	FGM-A	PCT	3FTM-A	PCT	FTM-A	PCT	Rebounds		TOT	AST	PF-D	ST	BL	PTS	AVG	HI
									OFF	DEF								
HOU - 1	4	37	7-11	.636	0-0	.000	0-2	.000	2	4	6	4	7-0	2	0	14	3.5	8
Playoffs																		
HOU - 1	2	9	3-4	.750	0-0	.000	0-1	.000	0	1	1	2	3-0	0	0	6	3.0	4

Joe Stephens #41

Arkansas-Little Rock '96 (Signed Free Agent, ROCKETS; Feb. 12, 1997)

Born Jan. 28, 1973 in Riverside, CA; 6-foot-7, 210 pounds. With Rockets: 1996-98; also played for Vancouver 1999-2000

Seasons	G	MIN	FGM-A	PCT	3FTM-A	PCT	FTM-A	PCT	Rebounds		TOT	AST	PF-D	ST	BL	PTS	AVG	HI
									OFF	DEF								
HOU - 2	9	46	11-33	.333	4-13	.308	4-6	.667	5	4	9	1	5-0	5	0	30	3.3	5

Rockets All-Time Roster

Rod Strickland #31

DePaul '88 (1st, 1988, New York, 19th)

Born July 11, 1966 in Bronx, NY; 6-foot-3, 185 pounds. With Rockets: 2004-05; also played for New York 1988-90; San Antonio 1989-92; Portland 1992-96, 2000-01; Washington 1996-01; Miami 2001-02; Minnesota 2002-03; Orlando 2003-04; Toronto 2003-04

Seasons	G	MIN	FGM-A	PCT	3FTM-A	PCT	FTM-A	PCT	—Rebounds—			AST	PF-D	ST	BL	PTS	AVG	HI
									OFF	DEF	TOT							
HOU - 1	16	196	9-43	.209	1-2	.500	9-10	.900	3	24	27	39	15-0	3	2	28	1.8	5

John Stroud #42

Mississippi '80 (2nd, 1980, ROCKETS, 27th)

Born Oct. 29, 1957 in New Albany, MS; 6-foot-7, 215 pounds. With Rockets: 1980-81

Seasons	G	MIN	FGM-A	PCT	3FTM-A	PCT	FTM-A	PCT	—Rebounds—			AST	PF-D	ST	BL	PTS	AVG	HI
									OFF	DEF	TOT							
HOU - 1	9	88	11-34	.324	0-0	.000	3-4	.750	7	6	13	9	7-0	1	0	25	2.8	11

Bob Sura #3

Florida State '95 (1st, 1995, Cleveland, 17th)

Born March 25, 1973 in Wilkes-Barre, PA; 6-foot-5, 200 pounds. With Rockets: 2004-05 (Missed 2005-06 and 2006-07 seasons due to knee and back injuries); also played for Cleveland 1995-2000; Golden State 2000-03; Detroit 2003-04; Atlanta 2003-04

Seasons	G	MIN	FGM-A	PCT	3FTM-A	PCT	FTM-A	PCT	—Rebounds—			AST	PF-D	ST	BL	PTS	AVG	HI
									OFF	DEF	TOT							
HOU - 1	61	1922	215-504	.427	55-155	.355	141-188	.750	79	258	337	317	168-2	65	7	626	10.3	35
Playoffs	7	182	20-46	.435	7-13	.538	8-12	.667	6	21	27	14	15-0	7	0	55	7.9	21

Stromile Swift #4

Louisiana State '00 (1st, 2000, Vancouver, 2nd)

Born Nov. 21, 1979 in Shreveport, LA; 6-foot-9, 228 pounds. With Rockets: 2005-06; also played for Vancouver/Memphis 2000-05, 2006-08; New Jersey 2007-09; Phoenix 2008-09

Seasons	G	MIN	FGM-A	PCT	3FTM-A	PCT	FTM-A	PCT	Rebounds		AST	PF-D	ST	BL	PTS	AVG	HI
									OFF	DEF							
HOU - 1	66	1344	225-458	.491	0-2	.000	136-209	.651	103	188	291	198-3	38	50	586	8.9	26

Zan Tabak #55

Croatia '91 (2nd, 1991, ROCKETS, 51st)

Born June 15, 1970 in Split, Croatia; 7-foot, 240 pounds. With Rockets: 1994-95; also played for Toronto 1995-98; Boston 1998; Indiana 1999-2001

Seasons	G	MIN	FGM-A	PCT	3FTM-A	PCT	FTM-A	PCT	—Rebounds—			AST	PF-D	ST	BL	PTS	AVG	HI
									OFF	DEF	TOT							
HOU - 1	37	182	24-53	.453	0-1	.000	27-44	.614	23	34	57	4	37-0	2	7	75	2.0	10
Playoffs	8	31	2-5	.400	0-0	.000	2-2	1.000	1	0	1	1	5-0	1	3	6	0.8	2

Jeff Taylor #13

Texas Tech '82 (2nd, 1982, ROCKETS, 42nd)

Born Jan. 1, 1960 in Blytheville, AR; 6-foot-4, 175 pounds. With Rockets: 1982-83; also played for Detroit 1986-87

Seasons	G	MIN	FGM-A	PCT	3FTM-A	PCT	FTM-A	PCT	—Rebounds—		AST	PF-D	ST	BL	PTS	AVG	HI	
									OFF	DEF								
HOU - 1	44	774	64-160	.400	0-1	.000	30-46	.652	25	53	78	110	82-1	40	15	158	3.6	12

Jermaine Taylor #8

Central Florida '09 (2nd, 2009, Washington, 32nd)

Born Dec. 8, 1986 in Eustis, FL; 6-foot-4, 210 pounds. With Rockets: 2009-11; also played for Sacramento 2010-11

Seasons	G	MIN	FGM-A	PCT	3FTM-A	PCT	—Rebounds—					AST	PF-D	ST	BL	PTS	AVG	HI
							OFF	DEF	TOT									
HOU - 2	39	380	61-151	.404	7-27	.259	38-52	.731	22	33	55	18	19-0	12	5	167	4.3	15

Maurice Taylor #2

Michigan '97 (1st, 1997, L.A. Clippers, 14th)

Born Oct. 30, 1976 in Detroit, MI; 6-foot-9, 260 pounds. With Rockets: 2000-05 (Missed 2001-02 season due to Achilles injury); also played for L.A. Clippers 1997-2000; New York 2004-06; Sacramento 2006-07

Seasons	G	MIN	FGM-A	PCT	3FTM-A	PCT	FTM-A	PCT	—Rebounds—			AST	PF-D	ST	BL	PTS	AVG	HI
									OFF	DEF	TOT							
HOU - 4	249	6335	1115-2389	.467	3-16	.188	386-534	.723	376	788	1164	330	735-11	109	119	2619	10.5	34
Playoffs	5	115	18-38	.474	0-0	.000	13-17	.765	5	11	16	5	20-0	0	1	49	9.8	16

Terry Teagle #20, #10

Baylor '82 (1st, 1982, ROCKETS, 16th)

Born April 10, 1960 in Broadus, TX; 6-foot-5, 195 pounds. With Rockets: 1982-84, 1992-93; also played for Detroit 1984-85; Golden State 1984-90; L.A. Lakers 1990-92

Seasons	G	MIN	FGM-A	PCT	3FTM-A	PCT	FTM-A	PCT	—Rebounds—			AST	PF-D	ST	BL	PTS	AVG	HI
									OFF	DEF	TOT							
HOU - 3	143	2349	482-1098	.439	17-56	.304	125-171	.731	102	173	275	215	253-1	66	22	1106	7.7	34
Playoffs																		
HOU - 1	5	12	2-5	.400	0-0	.000	0-2	.000	0	0	0	0	1-0	0	0	4	0.8	2

GARRETT TEMPLE #2

LSU '09 (Signed Free Agent, ROCKETS; Sept. 22, 2009)

Born May 8, 1986 in Baton Rouge, LA; 6-foot-6, 190 pounds. With Rockets: 2009-10; also played for Sacramento 2009-10; San Antonio 2009-11; Milwaukee 2010-11; Charlotte 2010-11; Washington 2012-13

Seasons	G	MIN	FGM-A	PCT	3FTM-A	PCT	FTM-A	PCT	—Rebounds—		AST	PF-D	ST	BL	PTS	AVG	HI	
									OFF	DEF								
HOU - 1	9	118	13-29	.448	3-12	.250	16-24	.667	2	12	14	7	16-0	4	4	45	5.0	11

Rockets All-Time Roster

HASHEEM THABEET #32

Connecticut '09 (1st, 2009, Memphis, 2nd)

Born Feb. 16, 1987 in Dar es Salaam, Tanzania; 7-foot-3, 263 pounds. With Rockets: 2010-12; also played for Memphis 2009-11; Portland 2011-12; Oklahoma City 2012-13

Seasons	G	MIN	FGM-A	PCT	3FTM-A	PCT	FTM-A	PCT	OFF	DEF	TOT	AST	PF-D	ST	BL	PTS	AVG	HI
HOU - 2	7	27	3-4	.750	0-0	-	0-0	-	1	6	7	0	8-0	0	3	6	0.9	6

Kenny Thomas #21

New Mexico '99 (1st, 1999, ROCKETS, 22nd)

Born July 25, 1977 in Atlanta, GA; 6-foot-7, 261 pounds. With Rockets: 1999-2003; also played for Philadelphia 2002-05; Sacramento 2004-10

Seasons	G	MIN	FGM-A	PCT	3FTM-A	PCT	FTM-A	PCT	OFF	DEF	TOT	AST	PF-D	ST	BL	PTS	AVG	HI
HOU - 4	238	6687	896-2015	.445	57-230	.248	485-716	.677	472	1035	1507	366	589-9	195	137	2334	9.8	31

Bernard Thompson #25

Fresno State '84 (1st, 1984, Portland, 19th)

Born Aug. 30, 1962 in Phoenix, AZ; 6-foot-6, 210 pounds. With Rockets: 1988-89; also played for Portland 1984-85; Phoenix 1985-88

Seasons	G	MIN	FGM-A	PCT	3FTM-A	PCT	FTM-A	PCT	OFF	DEF	TOT	AST	PF-D	ST	BL	PTS	AVG	HI
HOU - 1	23	222	20-59	.339	0-2	.000	22-26	.846	9	19	28	13	33-0	13	1	62	2.7	10

Otis Thorpe #33

Providence '84 (1st, 1984, Kansas City, 9th)

Born Aug. 5, 1962 in Boynton Beach, FL; 6-foot-10, 240 pounds. With Rockets: 1988-95; also played for Sacramento 1984-88, 1997-98; Portland 1994-95; Detroit 1995-1997; Vancouver 1997-98; Washington 1998-99; Miami 1999-2000; Charlotte 2000-01

Seasons	G	MIN	FGM-A	PCT	3FTM-A	PCT	FTM-A	PCT	OFF	DEF	TOT	AST	PF-D	ST	BL	PTS	AVG	HI
HOU - 7	518	18631	3215-5747	.559	3-33	.091	1744-2604	.670	1705	3305	5010	1338	1703-33	404	178	8177	15.8	40
Playoffs																		
HOU - 5	46	1705	257-429	.599	1-2	.500	111-175	.634	131	278	409	112	158-3	31	12	626	13.6	28

Sedale Threatt #2

West Virginia Tech '83 (6th, 1983, Philadelphia, 139th)

Born Sept. 10, 1961 in Atlanta, GA; 6-foot-2, 185 pounds. With Rockets: 1996-97; also played for Philadelphia 1983-87; Chicago 1987-88; Seattle 1988-91; L.A. Lakers 1991-96

Seasons	G	MIN	FGM-A	PCT	3FTM-A	PCT	FTM-A	PCT	OFF	DEF	TOT	AST	PF-D	ST	BL	PTS	AVG	HI
HOU - 1	21	334	28-74	.378	8-20	.400	6-8	.750	5	19	24	40	29-0	15	3	70	3.3	15
Playoffs																		
HOU - 1	16	266	22-56	.393	9-30	.300	6-8	.750	2	15	17	48	35-0	6	4	59	3.7	9

Rudy Tomjanovich #45

Michigan '70 (1st, 1970, ROCKETS, 2nd)

Born Nov. 24, 1948 in Hamtramck, MI; 6-foot-8, 220 pounds. With Rockets: 1970-81 (#45 retired); head coach Rockets 1992-2003; head coach L.A. Lakers 2004-05; Special Consultant L.A. Lakers 2005-12

Seasons	G	MIN	FGM-A	PCT	3FTM-A	PCT	FTM-A	PCT	OFF	DEF	TOT	AST	PF-D	ST	BL	PTS	AVG	HI
SD/HOU-11	768	25714	5630-11240	.501	34-130	.262	2089-2666	.784	-	-	6198	1573	1937-8	374	175	13383	17.4	42
Playoffs																		
HOU - 5	37	1041	213-436	.489	1-10	.100	84-109	.771	67	122	189	59	78-1	11	8	511	13.8	30

Oscar Torres #18

Venezuela '01 (Signed Free Agent, ROCKETS; Sept. 10, 2001)

Born Dec. 18, 1976 in Caracas, Venezuela; 6-foot-6, 210 pounds. With Rockets: 2001-02; also played for Golden State 2002-03

Seasons	G	MIN	FGM-A	PCT	3FTM-A	PCT	FTM-A	PCT	OFF	DEF	TOT	AST	PF-D	ST	BL	PTS	AVG	HI
HOU - 1	65	1075	135-341	.396	37-126	.294	82-105	.781	47	75	122	40	64-0	25	9	389	6.0	28

John Q. Trapp #31

UNLV '68 (2nd, 1968, ROCKETS, 15th)

Born Oct. 2, 1945 in Detroit, MI; deceased 1998; 6-foot-7, 215 pounds. With Rockets: 1968-71; also played for L.A. Lakers 1971-73; Philadelphia 1972-73

Seasons	G	MIN	FGM-A	PCT	3FTM-A	PCT	FTM-A	PCT	OFF	DEF	TOT	AST	PF-D	ST	BL	PTS	AVG	HI
SD - 3	177	3247	536-1280	.419	-	-	233-321	.726	-	-	868	192	575-19	-	-	1305	7.4	25

Jake Tsakalidis #25

Greece '00 (1st, 2000, Phoenix, 25th)

Born June 10, 1979 in Rustavi, Republic of Georgia; 7-foot-2, 290 pounds. With Rockets: 2006-07; also played for Phoenix 2000-03; Memphis 2003-07

Seasons	G	MIN	FGM-A	PCT	3FTM-A	PCT	FTM-A	PCT	OFF	DEF	TOT	AST	PF-D	ST	BL	PTS	AVG	HI
HOU - 1	13	132	9-22	.409	0-0	.000	12-15	.800	18	22	40	3	17-0	1	1	30	2.3	7
Playoffs																		
HOU - 1	1	3	0-0	.000	0-0	.000	2-2	1.000	1	3	4	0	0-0	0	0	2	2.0	2

Andre Turner #13

Memphis State '86 (3rd, 1986, L.A. Lakers, 69th)

Born Dec. 13, 1964 in Memphis, TN; 5-foot-11, 160 pounds. With Rockets: 1987-88; also played for Boston 1986-87; Milwaukee 1988-89; L.A. Clippers 1989-90; Charlotte 1989-90; Philadelphia 1990-91; Washington 1991-92

Seasons	G	MIN	FGM-A	PCT	3FTM-A	PCT	FTM-A	PCT	OFF	DEF	TOT	AST	PF-D	ST	BL	PTS	AVG	HI
HOU - 1	12	99	12-34	.353	1-7	.143	10-14	.714	4	4	8	23	13-0	7	1	35	2.9	8

Rockets All-Time Roster

John Turner #40

Phillips [OK] '91 (1st, 1991, ROCKETS, 20th)

Born Nov. 30, 1967 in Glenarden, MD; 6-foot-8, 245 pounds. With Rockets: 1991-92

Seasons	G	MIN	FGM-A	PCT	3FTM-A	PCT	FTM-A	PCT	—Rebounds—		AST	PF-D	ST	BL	PTS	AVG	HI	
									OFF	DEF								
HOU - 1	42	345	43-98	.439	0-0	.000	31-59	.525	38	40	78	12	40-0	6	4	117	2.8	15

John Vallely #33

UCLA '70 (1st, 1970, Atlanta, 14th)

Born Oct. 3, 1948; 6-foot-3, 180 pounds. With Rockets: 1971-72; also played for Atlanta 1970-72

Seasons	G	MIN	FGM-A	PCT	3FTM-A	PCT	FTM-A	PCT	—Rebounds—			AST	PF-D	ST	BL	PTS	AVG	HI
									OFF	DEF	TOT							
HOU - 1	40	256	49-128	.383	-	-	17-25	.680	-	-	21	28	37-0	-	-	115	2.9	19

Von Wafer #13

Florida State '05 (2nd, 2005, L.A. Lakers, 39th)

Born July 21, 1985 in Homer, LA; 6-foot-5, 210 pounds. With Rockets: 2008-09; also played for L.A. Lakers 2005-06; L.A. Clippers 2006-07; Denver 2007-08; Portland 2007-08; Boston 2010-11; Orlando 2011-12

Seasons	G	MIN	FGM-A	PCT	3FTM-A	PCT	FTM-A	PCT	—Rebounds—			AST	PF-D	ST	BL	PTS	AVG	HI
									OFF	DEF	TOT							
HOU - 1	63	1225	229-512	.447	64-164	.390	88-117	.752	19	94	113	71	71-0	40	8	610	9.7	23
Playoffs																		
HOU - 1	13	181	39-92	.424	9-22	.409	19-22	.864	0	12	12	9	11-0	2	1	106	8.2	21

Granville Waiters #31

Ohio State '83 (2nd, 1983, Portland, 39th)

Born Jan. 8, 1961 in Columbus, OH; 6-foot-11, 225 pounds. With Rockets: 1985-86; also played for Indiana 1983-85; Chicago 1986-88

Seasons	G	MIN	FGM-A	PCT	3FTM-A	PCT	FTM-A	PCT	—Rebounds—			AST	PF-D	ST	BL	PTS	AVG	HI
									OFF	DEF	TOT							
HOU - 1	43	156	13-39	.333	0-1	.000	1-6	.167	15	13	28	8	30-0	4	10	27	0.6	6
Playoffs																		
HOU - 1	11	26	4-7	.571	0-0	.000	0-0	.000	2	3	5	0	3-0	1	3	8	0.7	4

Jimmy Walker #11

Providence '67 (1st, 1967, Detroit, 1st)

Born April 8, 1944 in Amherst, VA; deceased July 2, 2007; 6-foot-3, 205 pounds. With Rockets: 1972-74; also played for Detroit 1967-72; Kansas City 1973-76; father of former NBA player Jalen Rose

Seasons	G	MIN	FGM-A	PCT	3FTM-A	PCT	FTM-A	PCT	—Rebounds—			AST	PF-D	ST	BL	PTS	AVG	HI
									OFF	DEF	TOT							
HOU - 2	84	3117	612-1313	.466	-	-	244-277	.881	-	-	270	446	211-0	-	-	1468	17.5	32

Wally Walker #42

Virginia '76 (1st, 1976, Portland, 5th)

Born July 18, 1954 in Millersville, PA; 6-foot-7, 210 pounds. With Rockets: 1982-84; also played for Portland 1976-78; Seattle 1977-82; past President/CEO of the Seattle SuperSonics

Seasons	G	MIN	FGM-A	PCT	3FTM-A	PCT	FTM-A	PCT	—Rebounds—		AST	PF-D	ST	BL	PTS	AVG	HI	
									OFF	DEF								
HOU - 2	140	2863	480-1047	.458	3-10	.300	78-134	.582	163	302	465	254	267-3	54	26	1041	7.4	23

Charlie Ward #17

Florida State '94 (1st, 1994, New York, 26th)

Born Oct. 12, 1970 in Tallahassee, FL; 6-foot-2, 185 pounds. With Rockets: 2004-05; also played for New York 1994-2004; San Antonio 2003-04; assistant coach/player development for Rockets 2005-07

Seasons	G	MIN	FGM-A	PCT	3FTM-A	PCT	FTM-A	PCT	—Rebounds—			AST	PF-D	ST	BL	PTS	AVG	HI
									OFF	DEF	TOT							
HOU - 1	14	360	24-77	.312	16-51	.314	11-13	.846	6	33	39	43	22-0	15	0	75	5.4	14

Jim Ware #27

Oklahoma City '66 (3rd, 1966, Cincinnati, 26th)

Born May 2, 1944 in Natchez, MS; 6-foot-7, 210 pounds. With Rockets: 1967-68; also played for Cincinnati 1966-67

Seasons	G	MIN	FGM-A	PCT	3FTM-A	PCT	FTM-A	PCT	—Rebounds—			AST	PF-D	ST	BL	PTS	AVG	HI
									OFF	DEF	TOT							
SD - 1	30	228	25-97	.258	-	-	23-34	.676	-	-	77	7	28-1	-	-	73	2.4	8

Don "Slick" Watts #00

Xavier [LA] '73 (Signed Free Agent, Seattle; Sept. 10, 1973)

Born July 22, 1951 in Rolling Fork, MS; 6-foot-1, 175 pounds. With Rockets: 1978-79; also played for Seattle 1973-78; New Orleans 1977-78

Seasons	G	MIN	FGM-A	PCT	3FTM-A	PCT	FTM-A	PCT	—Rebounds—			AST	PF-D	ST	BL	PTS	AVG	HI
									OFF	DEF	TOT							
HOU - 1	61	1046	92-227	.405	-	-	41-67	.612	35	68	103	243	143-1	73	14	225	3.7	16
Playoffs																		
HOU - 1	2	43	6-15	.400	-	-	2-3	.667	4	3	7	7	8-0	4	1	14	7.0	8

Clarence Weatherspoon #30

Southern Miss '92 (1st, 1992, Philadelphia, 9th)

Born Sept. 8, 1970 in Crawford, MS; 6-foot-7, 270 pounds. With Rockets: 2003-05; also played for Philadelphia 1992-98, Golden State 1997-98; Miami 1998-2000; Cleveland 2000-01; New York 2001-04

Seasons	G	MIN	FGM-A	PCT	3FTM-A	PCT	FTM-A	PCT	—Rebounds—			AST	PF-D	ST	BL	PTS	AVG	HI
									OFF	DEF	TOT							
HOU - 2	77	1177	133-285	.467	0-1	.000	64-88	.727	95	181	276	34	130-1	31	19	330	4.3	16
Playoffs																		
HOU - 2	3	23	2-5	.400	0-0	.000	3-6	.500	2	2	4	0	4-0	0	0	7	2.3	4

Rockets All-Time Roster

Bonzi Wells #6

Ball State '98 (1st, 1998, Detroit, 11th)

Born Sept. 28, 1976 in Muncie, IN; 6-foot-5, 210 pounds. With Rockets: 2006-08; also played for Portland 1998-2004; Memphis 2003-05; Sacramento 2005-06; New Orleans 2007-08

Seasons	G	MIN	FGM-A	PCT	3FTM-A	PCT	FTM-A	PCT	OFF	DEF	TOT	AST	PF-D	ST	BL	PTS	AVG	HI
HOU - 2	79	1714	260-619	.420	9-45	.200	157-256	.613	89	291	380	111	175-0	75	37	686	8.7	27

Owen Wells #30

Detroit '74 (5th, 1974, ROCKETS, 77th)

Born Dec. 9, 1950 in Providence, RI; 6-foot-7, 200 pounds. With Rockets: 1974-75

Seasons	G	MIN	FGM-A	PCT	3FTM-A	PCT	FTM-A	PCT	OFF	DEF	TOT	AST	PF-D	ST	BL	PTS	AVG	HI
HOU - 1	33	214	42-100	.420	-	-	15-22	.682	12	23	35	22	38-0	9	3	99	3.0	12
Playoffs																		
HOU - 1	4	5	3-5	.600	-	-	0-0	.000	0	1	1	1	1-0	0	0	6	1.5	2

David Wesley #7

Baylor '92 (Signed Free Agent, New Jersey; July 27, 1993)

Born Nov. 14, 1970 in San Antonio, TX; 6-foot-1, 205 pounds. With Rockets: 2004-06; also played for New Jersey 1993-94; Boston 1994-97; Charlotte/New Orleans 1997-2005; Cleveland 2006-07; TV analyst for New Orleans 2012-13

Seasons	G	MIN	FGM-A	PCT	3FTM-A	PCT	FTM-A	PCT	OFF	DEF	TOT	AST	PF-D	ST	BL	PTS	AVG	HI
HOU - 1	125	4212	427-1059	.403	189-506	.374	246-300	.820	50	271	321	360	362-5	120	14	1289	10.3	26
Playoffs																		
HOU - 1	7	280	19-54	.352	10-21	.476	9-13	.692	4	17	21	23	20-0	9	1	57	8.1	17

James White #8

Cincinnati '06 (2nd, 2006, Portland, 31st)

Born Oct. 21, 1982 in Washington, DC; 6-foot-7, 200 pounds. With Rockets: 2008-09; also played for San Antonio 2006-07; New York 2012-13

Seasons	G	MIN	FGM-A	PCT	3FTM-A	PCT	FTM-A	PCT	OFF	DEF	TOT	AST	PF-D	ST	BL	PTS	AVG	HI
HOU - 1	4	11	3-5	.600	1-2	.500	0-0	.000	0	0	0	1	2-0	1	1	7	1.8	5
Playoffs																		
HOU - 1	5	12	3-9	.333	1-2	.500	0-0	.000	1	0	1	0	0-0	0	0	7	1.4	4

Rudy White #32

Arizona State '75 (3rd, 1975, ROCKETS, 47th)

Born June 23, 1953 in Silver City, NM; 6-foot-2, 195 pounds. With Rockets: 1975-80; also played for Golden State 1980-81; Seattle 1980-81

Seasons	G	MIN	FGM-A	PCT	3FTM-A	PCT	FTM-A	PCT	OFF	DEF	TOT	AST	PF-D	ST	BL	PTS	AVG	HI
HOU - 4	108	977	133-317	.420	0-0	.000	57-81	.704	34	75	109	92	103-0	43	6	323	3.0	14
Playoffs																		
HOU - 1	1	2	1-3	.333	0-0	.000	0-0	.000	1	0	1	0	0-0	1	0	2	2.0	2

Mitchell Wiggins #15

Florida State '83 (1st, 1983, Indiana, 23rd)

Born Sept. 28, 1959 in Lenoir County, NC; 6-foot-4, 185 pounds. With Rockets: 1984-87, 1989-90; also played for Chicago 1983-84; Philadelphia 1991-92

Seasons	G	MIN	FGM-A	PCT	3FTM-A	PCT	FTM-A	PCT	OFF	DEF	TOT	AST	PF-D	ST	BL	PTS	AVG	HI
HOU - 4	258	5413	1109-2349	.472	7-43	.163	423-551	.768	404	409	813	400	597-3	271	22	2648	10.3	34
Playoffs																		
HOU - 3	29	539	105-212	.495	0-3	.000	23-31	.742	45	48	93	34	55-0	19	3	233	8.0	24

Mike Wilks #29

Rice '01 (Signed Free Agent, Atlanta; Dec. 24, 2002)

Born May 7, 1979 in Milwaukee, WI; 5-foot-10, 186 pounds. With Rockets: 2003-04; also played for Atlanta 2002-03; Minnesota 2002-03; San Antonio 2004-05; Cleveland 2005-06; Seattle 2005-07, 2007-08; Denver 2007-08; Washington 2007-08; also with Orlando 2008-09; also with Memphis 2008-09; Oklahoma City 2009-10

Seasons	G	MIN	FGM-A	PCT	3FTM-A	PCT	FTM-A	PCT	OFF	DEF	TOT	AST	PF-D	ST	BL	PTS	AVG	HI
HOU - 1	26	145	17-36	.472	6-10	.600	10-12	.833	3	13	16	17	15-0	3	0	50	1.9	13
Playoffs																		
HOU - 1	2	5	0-0	.000	0-0	.000	0-0	.000	0	0	0	1	0-0	0	0	0	0.0	0

Art "Hambone" Williams #14

Cal Poly-Pomona '63 (Signed Free Agent; Sept. 1, 1967)

Born Sept. 29, 1939 in Bonham, TX; 6-foot-1, 190 pounds. With Rockets: 1967-70; also played for Boston 1970-74

Seasons	G	MIN	FGM-A	PCT	3FTM-A	PCT	FTM-A	PCT	OFF	DEF	TOT	AST	PF-D	ST	BL	PTS	AVG	HI
SD - 3	238	5271	681-1774	.384	-	-	306-432	.708	-	-	942	1418	610-0	-	-	1668	7.0	26
Playoffs																		
SD - 1	6	102	12-25	.480	-	-	3-7	.429	-	-	17	32	15-0	-	-	27	4.5	12

Bernie Williams #18, #35

LaSalle '69 (2nd, 1969, ROCKETS, 21st)

Born Dec. 30, 1945 in Washington, DC; deceased Sept. 23, 2003; 6-foot-3, 175 pounds. With Rockets: 1969-71

Seasons	G	MIN	FGM-A	PCT	3FTM-A	PCT	FTM-A	PCT	OFF	DEF	TOT	AST	PF-D	ST	BL	PTS	AVG	HI
SD - 2	128	1936	363-979	.371	-	-	164-203	.808	-	-	240	278	200-1	-	-	890	7.0	34

Rockets All-Time Roster

Justin Williams #30

Wyoming '06 (Signed Free Agent, Sacramento; July 24, 2007)

Born May 12, 1984 in Chicago, IL; 6-foot-10, 260 pounds. With Rockets: 2007-08; also played for Sacramento 2006-08

Seasons	G	MIN	FGM-A	PCT	3FTM-A	PCT	FTM-A	PCT	OFF	Rebounds			AST	PF-D	ST	BL	PTS	AVG	HI
										DEF	TOT								
HOU - 1	1	6	1-3	.333	0-0	.000	1-4	.250	1	0	1		0	3-0	0	0	3	3.0	3

Terrence Williams#1

Louisville '09 (1st, 2009, New Jersey, 11th)

Born June 28, 1987 in Seattle, WA; 6-foot-6, 220 pounds. With Rockets: 2010-12; also played for New Jersey 2009-11; Sacramento 2011-12; Boston 2012-13

Seasons	G	MIN	FGM-A	PCT	3FTM-A	PCT	FTM-A	PCT	OFF	Rebounds			AST	PF-D	ST	BL	PTS	AVG	HI
										DEF	TOT								
HOU - 2	23	265	34-99	.343	10-29	.345	15-23	.652	3	40	43		17	20-0	8	1	93	4.0	13

Walt Williams #42

Maryland '92 (1st, 1992, Sacramento, 7th)

Born April 16, 1970 in Washington, DC; 6-foot-8, 230 pounds. With Rockets: 1999-2002; also played for Sacramento 1992-96; Miami 1995-96; Toronto 1996-98; Portland 1997-99; Dallas 2002-03

Seasons	G	MIN	FGM-A	PCT	3FTM-A	PCT	FTM-A	PCT	OFF	Rebounds			AST	PF-D	ST	BL	PTS	AVG	HI
										DEF	TOT								
HOU - 3	196	4559	680-1590	.428	278-692	.402	238-300	.793	137	576	713		323	449-4	97	82	1876	9.6	31

Kevin Willis #42, #43

Michigan State '84 (1st, 1984, Atlanta, 11th)

Born Sept. 6, 1962 in Los Angeles, CA; 7-foot, 245 pounds. With Rockets: 1996-98, 2001-02; also played for Atlanta 1984-95, 2004-05; Miami 1994-96; Golden State 1995-96; Toronto 1998-2001; Denver 2000-01; San Antonio 2002-04; Dallas 2006-07

Seasons	G	MIN	FGM-A	PCT	3FTM-A	PCT	FTM-A	PCT	OFF	Rebounds			AST	PF-D	ST	BL	PTS	AVG	HI
										DEF	TOT								
HOU - 3	208	5357	1006-2053	.490	3-22	.136	447-594	.753	483	1056	1539		163	549-2	122	93	2462	11.8	33
Playoffs																			
HOU - 2	21	463	60-150	.400	0-2	.000	38-54	.704	40	88	128		16	68-0	17	7	158	7.5	18

Bill Willoughby #32

Englewood Morrow [NJ] H.S. '75 (2nd, 1975, Atlanta, 19th)

Born May 20, 1957 in Englewood, NJ; 6-foot-8, 205 pounds. With Rockets: 1980-82; also played for Atlanta 1975-77; Buffalo 1977-78; Cleveland 1979-80; San Antonio 1982-83; New Jersey 1982-84

Seasons	G	MIN	FGM-A	PCT	3FTM-A	PCT	FTM-A	PCT	OFF	Rebounds			AST	PF-D	ST	BL	PTS	AVG	HI
										DEF	TOT								
HOU - 2	124	2620	390-751	.519	3-7	.429	105-141	.745	181	310	491		139	248-1	49	90	888	7.2	21
Playoffs																			
HOU - 2	21	434	43-118	.364	0-1	.000	32-42	.762	30	61	91		23	43-0	14	19	118	5.6	14

Kennard Winchester #20

Averett [VA] '89 (Signed Free Agent, ROCKETS; Sept. 11, 1990)

Born Sept. 3, 1966 in Chestertown, MD; 6-foot-5, 212 pounds. With Rockets: 1990-92, 1992-93; also played for New York 1991-92

Seasons	G	MIN	FGM-A	PCT	3FTM-A	PCT	FTM-A	PCT	OFF	Rebounds			AST	PF-D	ST	BL	PTS	AVG	HI
										DEF	TOT								
HOU - 3	107	964	160-387	.413	12-39	.308	52-67	.776	51	65	116		38	111-0	26	23	384	3.6	18

Dave Wohl #11

Pennsylvania '71 (3rd, 1971, Philadelphia, 46th)

Born Nov. 2, 1949 in Flushing, NY; 6-foot-2, 185 pounds. With Rockets: 1973-77; also played for Philadelphia 1971-72; Portland 1972-73; Buffalo 1972-74; New Jersey 1976-78; head coach New Jersey 1985-87; assistant coach Miami 1988-91; assistant coach Sacramento 1992-93; assistant coach L.A. Clippers 1993-94; Executive Vice President of Basketball Operations Miami 1995-96; assistant coach Orlando 1999-2002; assistant coach Boston 2004-07; Assistant General Manager Boston 2007-09; assistant coach Minnesota 2009-11

Seasons	G	MIN	FGM-A	PCT	3FTM-A	PCT	FTM-A	PCT	OFF	Rebounds			AST	PF-D	ST	BL	PTS	AVG	HI
										DEF	TOT								
HOU - 4	165	2933	337-769	.438	-	-	154-201	.766	40	150	190		576	378-6	144	11	828	5.0	29
Playoffs																			
HOU - 1	4	8	3-3	1.000	-	-	0-0	.000	0	1	1		2	2-0	1	0	6	1.5	4

David Wood #10

Nevada-Reno '87 (Signed Free Agent, Chicago; Sept. 27, 1988)

Born Nov. 30, 1964 in Spokane, WA; 6-foot-9, 228 pounds. With Rockets: 1990-91; also played for Chicago 1988-89; San Antonio 1992-93; Detroit 1993-94; Golden State 1994-96; Phoenix 1995-96; Dallas 1995-96; Milwaukee 1996-97

Seasons	G	MIN	FGM-A	PCT	3FTM-A	PCT	FTM-A	PCT	OFF	Rebounds			AST	PF-D	ST	BL	PTS	AVG	HI
										DEF	TOT								
HOU - 1	82	1421	148-349	.424	28-90	.311	106-133	.812	107	139	246		94	236-4	58	16	432	5.3	27
Playoffs																			
HOU - 1	3	44	2-3	.667	1-1	1.000	2-4	.500	1	4	5		3	8-0	3	0	7	2.3	5

Loren Woods #33

Arizona '01 (2nd, 2001, Minnesota, 46th)

Born June 21, 1978 in St. Louis, MO; 7-foot-2, 260 pounds. With Rockets: 2007-08; also played for Minnesota 2001-03; Miami 2003-04; Toronto 2004-06

Seasons	G	MIN	FGM-A	PCT	3FTM-A	PCT	FTM-A	PCT	OFF	Rebounds			AST	PF-D	ST	BL	PTS	AVG	HI
										DEF	TOT								
HOU - 1	7	17	3-5	.600	0-0	.000	0-0	.000	0	1	1		2	2-0	0	0	6	0.9	4
Playoffs																			
HOU - 1	1	1	1-1	1.000	0-0	.000	0-0	.000	1	0	1		0	0-0	0	0	2	2.0	2

Rockets All-Time Roster

Mike Woodson #42 **Indiana '80 (1st, 1980, New York, 12th)**
Born March 24, 1958 in Indianapolis, IN; 6-foot-5, 198 pounds. With Rockets: 1988-91; also played for New York 1980-81; New Jersey 1981-82; Kansas City/Sacramento 1981-86; L.A. Clippers 1986-88; Cleveland 1990-91; assistant coach Milwaukee 1998-99; assistant coach Cleveland 1999-2000; assistant coach Philadelphia 2001-03; assistant coach Detroit 2003-04; head coach Atlanta 2004-10; assistant coach New York 2011-12; head coach New York 2011-14

Seasons	G	MIN	FGM-A	PCT	3FTM-A	PCT	FTM-A	PCT	—Rebounds—			AST	PF-D	ST	BL	PTS	AVG	HI
HOU - 3	153	3356	591-1395	.424	44-136	.324	267-335	.797	OFF 78	DEF 215	TOT 293	282	306-2	136	33	1493	9.8	29
Playoffs																		
HOU - 2	5	143	18-52	.346	3-10	.300	10-12	.833	4	5	9	20	8-0	4	2	49	9.8	15

Yao Ming #11 **China '02 (1st, 2002, ROCKETS, 1st)**
Born Sept. 12, 1980 in Shanghai, China; 7-foot-6, 310 pounds. With Rockets: 2002-11 (Missed 2009-10 season due to left foot surgery)

Seasons	G	MIN	FGM-A	PCT	3FTM-A	PCT	FTM-A	PCT	—Rebounds—			AST	PF-D	ST	BL	PTS	AVG	HI
HOU - 9	486	15818	3380-6445	.524	2-10	.200	2485-2984	.833	OFF 1233	DEF 3261	TOT 4494	769	1596-22	189	920	9247	19.0	41
Playoffs																		
HOU - 4	28	988	195-376	.519	0-0	.000	165-198	.833	76	185	261	29	105-3	9	42	555	19.8	33



SPORTSTALK

790
AM

WWW.SPORTS790.COM

WHERE YOU CAN
HEAR THE GAMES
ALL SEASON LONG



YOUR HOME FOR
ROCKETS BASKETBALL



WWW.SPORTS790.COM



The Playoffs



Playoffs

Rockets in the Playoffs

28 Years, Won 120, Lost 129 (.482) — Series: 49, Won 23, Lost 26
Home: 74-49 (.602), Road: 46-80 (.365)

Opponent	W-L	Home	Road	Series	Opponent	W-L	Home	Road	Series
Atlanta 2-6 2-2 0-4 0-2 Years Played: 1969, 1979 Last Meeting: April 13, 1979, at Atlanta (Hawks 100-91, Series: Atlanta 2-0)					Orlando 4-0 2-0 2-0 1-0 Year Played: 1995 Last Meeting: June 14, 1995, at The Summit (Rockets 113-101, Series: Houston 4-0)				
Boston 5-16 4-6 1-10 0-4 Years Played: 1975, 1980, 1981, 1986 Last Meeting: June 8, 1986, at Boston (Celtics 114-97, Series: Boston 4-2)					Philadelphia 2-4 1-2 1-2 0-1 Year Played: 1977 Last Meeting: May 17, 1977, at The Summit (76ers 112-109, Series: Philadelphia 4-2)				
Dallas 4-7 1-4 3-3 0-2 Years Played: 1988, 2005 Last Meeting: May 7, 2005, at Dallas (Mavericks 116-76, Series: Dallas 4-3)					Phoenix 8-6 4-3 4-3 2-0 Years Played: 1994, 1995 Last Meeting: May 20, 1995, at Phoenix (Rockets 115-114, Series: Houston 4-3)				
Denver 4-2 3-0 1-2 1-0 Year Played: 1986 Last Meeting: May 8, 1986, at Denver (Rockets 126-122, 2OT, Series: Houston 4-2)					Portland 12-8 8-2 4-6 3-1 Years Played: 1987, 1994, 2009, 2014 Last Meeting: May 2, 2014, at Moda Center (Blazers 99-98, Series: Houston 4-2)				
L.A. Clippers 3-2 2-1 1-1 1-0 Year Played: 1993 Last Meeting: May 8, 1993, at The Summit (Rockets 84-80, Series: Houston 3-2)					Sacramento 7-1 4-0 3-1 2-0 Years Played: 1981, 1986 Last Meeting: April 22, 1986, at Sacramento (Rockets 113-98, Series: Houston 3-0)				
L.A. Lakers 15-20 9-6 6-14 3-5 Years Played: 1981, 1986, 1990, 1991, 1996, 1999, 2004, 2009 Last Meeting: May 17, 2009, at L.A. Lakers (Lakers 89-70, Series: L.A. Lakers 4-3)					San Antonio 10-6 4-4 6-2 3-0 Years Played: 1980, 1981, 1995 Last Meeting: June 1, 1995, at The Summit (Rockets 100-95, Series: Houston 4-2)				
Minnesota 3-0 2-0 1-0 1-0 Year Played: 1997 Last Meeting: April 29, 1997, at Minnesota (Rockets 125-120, Series: Houston 3-0)					Utah 18-21 12-8 6-13 2-5 Years Played: 1985, 1994, 1995, 1997, 1998, 2007, 2008 Last Meeting: May 2, 2008, at Utah (Jazz 113-91, Series: Utah 4-2)				
New York 6-4 5-1 1-3 2-0 Years Played: 1975, 1994 Last Meeting: June 22, 1994, at The Summit (Rockets 90-84, Series: Houston 4-3)					Washington 4-2 2-1 2-1 1-0 Year Played: 1977 Last Meeting: May 1, 1977, at Washington (Rockets 108-103, Series: Houston 4-2)				
Oklahoma City 13-24 9-9 4-15 1-6 Years Played: 1982, 1987, 1989, 1993, 1996, 1997, 2013 Last Meeting: May 3, 2013, at Toyota Center (Thunder 103-94, Series: Oklahoma City 4-2)									

Playoff Miscellaneous

Most Playoff Wins One Year: 15, 1994; 15, 1995

Most Playoff Losses One Year: 9, 1981

Most Consecutive Series Won: 8, 1994-1995

Most Consecutive Games Won: 7 (May 30, 1995-April 25, 1996; San Antonio 2, Orlando 4, L.A. Lakers 1)

Most Consecutive Home Games Won: 8 (April 17, 1986 vs. Sacramento - June 1, 1986 vs. Boston)

Most Consecutive Road Games Won: 8 (May 16, 1995 at Phoenix - April 25, 1996 at L.A. Lakers)

Most Consecutive Wins One Series: 4 (L.A. Lakers 1986, Orlando 1995)

Lost First Game, But Won Series: 1977 vs. Washington, 1986 vs. L.A. Lakers, 1994 vs. Phoenix, 1995 vs. Utah, 1995 vs. Phoenix

Lost First Two Games, But Won Series: 1994 vs. Phoenix, 1995 vs. Phoenix

Year-by-Year Playoff Results

1969 Playoff Results

Western Division Semifinals - Atlanta defeats Houston, 4-2

Date/Site	Result	Rockets High Scorer	Opponents High Scorer
March 27 at Atlanta	Hawks 107-98	31, Elvin Hayes	39, Lou Hudson
March 29 at Atlanta	Hawks 116-114	26, Rick Adelman	31, Zelmo Beaty
April 1 at San Diego	Rockets 104-97	26, Elvin Hayes	31, Zelmo Beaty
April 4 at San Diego	Rockets 114-112	30, Elvin Hayes	34, Walt Hazzard
April 6 at Atlanta	Hawks 112-101	27, Elvin Hayes	26, Joe Caldwell
April 7 at San Diego	Hawks 108-106	26, Elvin Hayes/Don Kojis	27, Lou Hudson

1975 Playoff Results

Eastern Conference First Round - Houston defeats New York, 2-1

Date/Site	Result	Rockets High Scorer	Opponents High Scorer
April 8 at Hofheinz	Rockets 99-84	22, Calvin Murphy	21, Walt Frazier
April 10 at New York	Knicks 106-96	22, Rudy Tomjanovich	26, Walt Frazier
April 12 at Hofheinz	Rockets 118-86	25, Rudy Tomjanovich	24, Walt Frazier

Eastern Conference Semifinals - Boston defeats Houston, 4-1

Date/Site	Result	Rockets High Scorer	Opponents High Scorer
April 14 at Boston	Celtics 123-106	30, Rudy Tomjanovich	30, John Havlicek
April 16 at Boston	Celtics 112-100	30, Calvin Murphy	28, Dave Cowens
April 19 at Hofheinz	Rockets 117-102	28, Rudy Tomjanovich	21, Don Nelson
April 22 at Hofheinz	Celtics 122-117	35, Calvin Murphy	31, Dave Cowens
April 24 at Boston	Celtics 128-115	27, C. Murphy/R. Tomjanovich	29, JoJo White

1977 Playoff Results

Eastern Conference Semifinals - Houston defeats Washington, 4-2

Date/Site	Result	Rockets High Scorer	Opponents High Scorer
April 19 at The Summit	Bullets 111-101	24, Mike Newlin	32, Mitch Kupchak
April 21 at The Summit	Rockets 124-118 (OT)	31, Moses Malone	37, Phil Chenier
April 24 at Washington	Bullets 90-83	18, Moses Malone/John Lucas	23, Mitch Kupchak
April 26 at Washington	Rockets 107-103	28, Rudy Tomjanovich	29, Phil Chenier
April 29 at The Summit	Rockets 123-115	40, Calvin Murphy	30, Elvin Hayes
May 1 at Washington	Rockets 108-103	26, Rudy Tomjanovich	21, Phil Chenier

Eastern Conference Finals - Philadelphia defeats Houston, 4-2

Date/Site	Result	Rockets High Scorer	Opponents High Scorer
May 5 at Philadelphia	Sixers 128-117	32, Moses Malone	24, Julius Erving
May 8 at Philadelphia	Sixers 106-97	32, Calvin Murphy	21, George McGinnis
May 11 at The Summit	Rockets 118-94	30, Moses Malone	28, Julius Erving
May 13 at The Summit	Sixers 107-95	24, Rudy Tomjanovich	36, Doug Collins
May 15 at Philadelphia	Rockets 118-115	21, John Lucas/R. Tomjanovich	37, Julius Erving
May 17 at The Summit	Sixers 112-109	24, John Lucas	34, Julius Erving

1979 Playoff Results

Eastern Conference First Round - Atlanta defeats Houston, 2-0

Date/Site	Result	Rockets High Scorer	Opponents High Scorer
April 11 at The Summit	Hawks 109-106	28, Moses Malone	23, Dan Roundfield
April 13 at Atlanta	Hawks 100-91	21, Moses Malone	25, John Drew/Eddie Johnson

1980 Playoff Results

Eastern Conference First Round - Houston defeats San Antonio, 2-1

Date/Site	Result	Rockets High Scorer	Opponents High Scorer
April 2 at The Summit	Rockets 95-85	28, Calvin Murphy	19, George Gervin
April 4 at San Antonio	Spurs 106-101	34, Moses Malone	44, George Gervin
April 6 at The Summit	Rockets 141-120	37, Moses Malone	37, George Gervin

Eastern Conference Semifinals - Boston defeats Houston, 4-0

Date/Site	Result	Rockets High Scorer	Opponents High Scorer
April 9 at Boston	Celtics 119-101	27, Moses Malone	19, Chris Ford
April 11 at Boston	Celtics 95-75	22, Robert Reid	14, Larry Bird
April 13 at The Summit	Celtics 100-81	28, Moses Malone	20, Nate Archibald
April 14 at The Summit	Celtics 138-121	28, Moses Malone	34, Larry Bird

1981 Playoff Results

Western Conference First Round - Houston defeats L.A. Lakers, 2-1

Date/Site	Result	Rockets High Scorer	Opponents High Scorer
April 1 at Los Angeles	Rockets 111-107	38, Moses Malone	26, Earvin Johnson
April 3 at The Summit	Lakers 111-106	33, Moses Malone	27, Kareem Abdul-Jabbar
April 5 at Los Angeles	Rockets 89-86	23, Moses Malone	32, Kareem Abdul-Jabbar

Year-by-Year Playoff Results

Western Conference Semifinals - Houston defeats San Antonio, 4-3

April 7 at San Antonio	Rockets 107-98	27, Moses Malone	30, George Gervin
April 8 at San Antonio	Spurs 125-113	34, Calvin Murphy	34, Mark Olberding
April 10 at The Summit	Rockets 112-99	41, Moses Malone	33, George Gervin
April 12 at The Summit	Spurs 114-112	33, Robert Reid	33, George Gervin
April 14 at San Antonio	Rockets 123-117	36, Calvin Murphy	25, Reggie Johnson
April 15 at The Summit	Spurs 101-96	36, Moses Malone	26, George Gervin
April 17 at San Antonio	Rockets 105-100	42, Calvin Murphy	21, George Gervin

Western Conference Finals - Houston defeats Kansas City, 4-1

April 21 at Kansas City	Rockets 97-78	29, Moses Malone	20, Ernie Grunfeld
April 22 at Kansas City	Kings 88-79	18, Moses Malone	31, Reggie King
April 24 at The Summit	Rockets 92-88	23, Calvin Murphy	22, R. King/Scott Wedman
April 26 at The Summit	Rockets 100-89	42, Moses Malone	24, Reggie King
April 29 at Kansas City	Rockets 97-88	36, Moses Malone	20, Scott Wedman

NBA Finals - Boston defeats Houston, 4-2

May 5 at Boston	Celtics 98-95	27, Robert Reid	18, Larry Bird
May 7 at Boston	Rockets 92-90	31, Moses Malone	19, Larry Bird
May 9 at The Summit	Celtics 94-71	23, Moses Malone	19, Cedric Maxwell
May 10 at The Summit	Rockets 91-86	28, Mike Dunleavy	24, Cedric Maxwell
May 12 at Boston	Celtics 109-80	20, Moses Malone	28, Cedric Maxwell
May 14 at The Summit	Celtics 102-91	27, Robert Reid	27, Larry Bird

1982 Playoff Results

Western Conference First Round - Seattle defeats Houston, 2-1

Date/Site	Result	Rockets High Scorer	Opponents High Scorer
April 21 at Seattle	Sonics 102-87	20, Moses Malone	27, Gus Williams
April 23 at The Summit	Rockets 91-70	28, Moses Malone	18, Gus Williams
April 25 at Seattle	Sonics 104-83	24, Moses Malone	30, Jack Sikma

1985 Playoff Results

Western Conference First Round - Utah defeats Houston, 3-2

Date/Site	Result	Rockets High Scorer	Opponents High Scorer
April 19 at The Summit	Jazz 115-101	26, Ralph Sampson	34, Adrian Dantley
April 21 at The Summit	Rockets 122-96	27, Lewis Lloyd	22, Jeff Wilkins
April 24 at Utah	Jazz 112-104	26, Hakeem Olajuwon	29, Adrian Dantley
April 26 at Utah	Rockets 96-94	18, H. Olajuwon/R. Sampson	22, Rickey Green
April 28 at The Summit	Jazz 104-97	32, Hakeem Olajuwon	25, Adrian Dantley

1986 Playoff Results

Western Conference First Round - Houston defeats Sacramento, 3-0

Date/Site	Result	Rockets High Scorer	Opponents High Scorer
April 17 at The Summit	Rockets 107-87	29, Hakeem Olajuwon	18, Reggie Theus
April 19 at The Summit	Rockets 111-103	29, Robert Reid	20, Larry Drew
April 22 at Sacramento	Rockets 113-98	25, Lewis Lloyd/Ralph Sampson	33, Eddie Johnson

Western Conference Semifinals - Houston defeats Denver, 4-2

April 26 at The Summit	Rockets 126-119	38, Hakeem Olajuwon	34, Alex English
April 29 at The Summit	Rockets 119-101	27, Ralph Sampson	18, Blair Rasmussen
May 2 at Denver	Nuggets 116-115	31, Hakeem Olajuwon	33, Alex English
May 4 at Denver	Nuggets 114-111 (OT)	28, Ralph Sampson	28, Alex English
May 6 at The Summit	Rockets 131-103	36, Hakeem Olajuwon	27, Alex English
May 8 at Denver	Rockets 126-122 (2OT)	28, Hakeem Olajuwon	42, Alex English

Western Conference Finals - Houston defeats L.A. Lakers, 4-1

May 10 at Los Angeles	Lakers 119-107	28, Hakeem Olajuwon	31, Kareem Abdul-Jabbar
May 13 at Los Angeles	Rockets 112-102	24, Lewis Lloyd/Ralph Sampson	24, Earvin Johnson
May 16 at The Summit	Rockets 117-109	40, Hakeem Olajuwon	33, Kareem Abdul-Jabbar
May 18 at The Summit	Rockets 105-95	35, Hakeem Olajuwon	26, James Worthy
May 21 at Los Angeles	Rockets 114-112	30, Hakeem Olajuwon	26, Kareem Abdul-Jabbar

NBA Finals - Boston defeats Houston, 4-2

May 26 at Boston	Celtics 112-100	33, Hakeem Olajuwon	23, Robert Parish
May 29 at Boston	Celtics 117-95	21, Hakeem Olajuwon	31, Larry Bird
June 1 at The Summit	Rockets 106-104	24, Ralph Sampson	28, Kevin McHale
June 3 at The Summit	Celtics 106-103	25, Ralph Sampson	22, Dennis Johnson/R. Parish
June 5 at The Summit	Rockets 111-96	32, Hakeem Olajuwon	33, Kevin McHale
June 8 at Boston	Celtics 114-97	19, Hakeem Olajuwon	29, L. Bird/K. McHale

Year-by-Year Playoff Results

1987 Playoff Results

Western Conference First Round - Houston defeats Portland, 3-1			
Date/Site	Result	Rockets High Scorer	Opponents High Scorer
April 24 at Portland	Rockets 125-115	30, Hakeem Olajuwon	30, Kiki Vandeweghe
April 26 at Portland	Blazers 111-98	28, Allen Leavell/Ralph Sampson	32, Clyde Drexler
April 28 at The Summit	Rockets 117-108	35, Hakeem Olajuwon	26, Clyde Drexler
April 30 at The Summit	Rockets 113-101	27, Hakeem Olajuwon	27, Kiki Vandeweghe

Western Conference Semifinals - Seattle defeats Houston, 4-2			
May 2 at The Summit	Sonics 111-106 (OT)	28, Hakeem Olajuwon	34, Dale Ellis
May 5 at The Summit	Sonics 99-97	27, Hakeem Olajuwon	30, Dale Ellis
May 7 at Seattle	Rockets 102-84	33, Hakeem Olajuwon	24, Tom Chambers
May 9 at Seattle	Sonics 117-102	20, H. Olajuwon/Rodney McCray	38, Tom Chambers
May 12 at The Summit	Rockets 112-107	26, Hakeem Olajuwon	27, Dale Ellis
May 14 at Seattle	Sonics 128-125 (2OT)	49, Hakeem Olajuwon	37, Tom Chambers

1988 Playoff Results

Western Conference First Round - Dallas defeats Houston, 3-1			
Date/Site	Result	Rockets High Scorer	Opponents High Scorer
April 28 at Dallas	Mavericks 120-110	34, Hakeem Olajuwon	24, Roy Tarpley
April 30 at Dallas	Rockets 119-108	42, Eric Floyd/41, H. Olajuwon	23, Roy Tarpley
May 3 at The Summit	Mavericks 93-92	35, Hakeem Olajuwon	17, Roy Tarpley
May 5 at The Summit	Mavericks 107-97	40, Hakeem Olajuwon	38, Mark Aguirre

1989 Playoff Results

Western Conference First Round - Seattle defeats Houston, 3-1			
Date/Site	Result	Rockets High Scorer	Opponents High Scorer
April 28 at Seattle	Sonics 111-107	28, Hakeem Olajuwon	25, Dale Ellis
April 30 at Seattle	Sonics 109-97	30, Hakeem Olajuwon	20, Xavier McDaniel/Alton Lister
May 3 at The Summit	Rockets 126-107	28, Eric Floyd	26, Dale Ellis
May 5 at The Summit	Sonics 98-96	24, Hakeem Olajuwon	26, Dale Ellis

1990 Playoff Results

Western Conference First Round - L.A. Lakers defeat Houston, 3-1			
Date/Site	Result	Rockets High Scorer	Opponents High Scorer
April 27 at Los Angeles	Lakers 101-89	21, Otis Thorpe	34, James Worthy
April 29 at Los Angeles	Lakers 104-100	27, Eric Floyd	32, James Worthy
May 1 at The Summit	Rockets 114-108	27, Otis Thorpe	26, James Worthy
May 3 at The Summit	Lakers 109-88	28, Hakeem Olajuwon	20, James Worthy

1991 Playoff Results

Western Conference First Round - L.A. Lakers defeat Houston, 3-0			
Date/Site	Result	Rockets High Scorer	Opponents High Scorer
April 25 at Los Angeles	Lakers 94-92	22, Hakeem Olajuwon	20, Byron Scott
April 27 at Los Angeles	Lakers 109-98	31, Vernon Maxwell	29, James Worthy
April 30 at The Summit	Lakers 94-90	21, Otis Thorpe/H. Olajuwon	38, Earvin Johnson

1993 Playoff Results

Western Conference First Round - Houston defeats L.A. Clippers, 3-2			
Date/Site	Result	Rockets High Scorer	Opponents High Scorer
April 29 at The Summit	Rockets 117-94	28, Hakeem Olajuwon	26, Mark Jackson
May 1 at The Summit	Clippers 95-83	30, Hakeem Olajuwon	29, Ron Harper
May 3 at Los Angeles	Rockets 111-99	32, Hakeem Olajuwon	23, Danny Manning
May 5 at Los Angeles	Clippers 93-90	25, Hakeem Olajuwon	21, Ron Harper
May 8 at The Summit	Rockets 84-80	31, Hakeem Olajuwon	24, Danny Manning

Western Conference Semifinals - Seattle defeats Houston, 4-3			
May 10 at Seattle	Sonics 99-90	26, Hakeem Olajuwon	23, Ricky Pierce
May 12 at Seattle	Sonics 111-100	28, Hakeem Olajuwon	23, Sam Perkins
May 15 at The Summit	Rockets 97-79	28, Otis Thorpe	12, Shawn Kemp
May 16 at The Summit	Rockets 103-92	24, Hakeem Olajuwon	23, Shawn Kemp
May 18 at Seattle	Sonics 120-95	25, Hakeem Olajuwon	24, Ricky Pierce
May 20 at The Summit	Rockets 103-90	30, Kenny Smith	14, Sam Perkins/Gary Payton
May 22 at Seattle	Sonics 103-100 (OT)	23, Hakeem Olajuwon	25, Ricky Pierce

Year-by-Year Playoff Results

1994 Playoff Results

Western Conference First Round - Houston defeats Portland, 3-1

Date/Site	Result	Rockets High Scorer	Opponents High Scorer
April 29 at The Summit	Rockets 114-104	26, Hakeem Olajuwon	26, Clyde Drexler
May 1 at The Summit	Rockets 115-104	46, Hakeem Olajuwon	28, Cliff Robinson
May 3 at Portland	Blazers 118-115	36, Hakeem Olajuwon	25, Rod Strickland
May 6 at Portland	Rockets 92-89	28, Hakeem Olajuwon	26, Rod Strickland

Western Conference Semifinals - Houston defeats Phoenix, 4-3

May 8 at The Summit	Suns 91-87	36, Hakeem Olajuwon	21, Charles Barkley
May 11 at The Summit	Suns 124-117 (OT)	31, Hakeem Olajuwon	34, Charles Barkley
May 13 at Phoenix	Rockets 118-102	34, Vernon Maxwell	38, Kevin Johnson
May 15 at Phoenix	Rockets 107-96	28, Hakeem Olajuwon	38, Kevin Johnson
May 17 at The Summit	Rockets 109-86	20, Otis Thorpe/H. Olajuwon	30, Charles Barkley
May 19 at Phoenix	Suns 103-89	23, Hakeem Olajuwon	28, Kevin Johnson
May 21 at The Summit	Rockets 104-94	37, Hakeem Olajuwon	25, Kevin Johnson

Western Conference Finals - Houston defeats Utah, 4-1

May 23 at The Summit	Rockets 100-88	31, Hakeem Olajuwon	20, Karl Malone
May 25 at The Summit	Rockets 104-99	41, Hakeem Olajuwon	32, Karl Malone
May 27 at Utah	Jazz 95-86	29, Hakeem Olajuwon	22, Karl Malone
May 29 at Utah	Rockets 80-78	25, Kenny Smith	25, Karl Malone
May 31 at The Summit	Rockets 94-83	22, Robert Horry/H. Olajuwon	31, Karl Malone

NBA Finals - Houston defeats New York, 4-3

June 8 at The Summit	Rockets 85-78	28, Hakeem Olajuwon	23, Patrick Ewing
June 10 at The Summit	Knicks 91-83	25, Hakeem Olajuwon	19, John Starks
June 12 at New York	Rockets 93-89	21, Hakeem Olajuwon	21, Derek Harper
June 15 at New York	Knicks 91-82	32, Hakeem Olajuwon	21, Derek Harper
June 17 at New York	Knicks 91-84	27, Hakeem Olajuwon	25, Patrick Ewing
June 19 at The Summit	Rockets 86-84	30, Hakeem Olajuwon	27, John Starks
June 22 at The Summit	Rockets 90-84	25, Hakeem Olajuwon	23, Derek Harper

1995 Playoff Results

Western Conference First Round - Houston defeats Utah, 3-2

Date/Site	Result	Rockets High Scorer	Opponents High Scorer
April 27 at Utah	Jazz 102-100	45, Hakeem Olajuwon	28, John Stockton
April 29 at Utah	Rockets 140-126	32, Kenny Smith	28, Karl Malone
May 3 at The Summit	Jazz 95-82	30, Hakeem Olajuwon	32, Karl Malone
May 5 at The Summit	Rockets 123-106	41, Clyde Drexler/40, H. Olajuwon	31, Karl Malone
May 7 at Utah	Rockets 95-91	33, Hakeem Olajuwon	35, Karl Malone

Western Conference Semifinals - Houston defeats Phoenix, 4-3

May 9 at Phoenix	Suns 130-108	31, Sam Cassell	26, Charles Barkley
May 11 at Phoenix	Suns 118-94	25, Hakeem Olajuwon	30, Charles Barkley
May 13 at The Summit	Rockets 118-95	36, Hakeem Olajuwon	14, Kevin Johnson
May 14 at The Summit	Suns 114-110	38, Hakeem Olajuwon	43, Kevin Johnson
May 16 at Phoenix	Rockets 103-97 (OT)	31, Hakeem Olajuwon	28, Kevin Johnson
May 18 at The Summit	Rockets 116-103	30, Hakeem Olajuwon	34, Charles Barkley
May 20 at Phoenix	Rockets 115-114	29, H. Olajuwon/Clyde Drexler	46, Kevin Johnson

Western Conference Finals - Houston defeats San Antonio, 4-2

May 22 at San Antonio	Rockets 94-93	27, Hakeem Olajuwon	24, David Robinson
May 24 at San Antonio	Rockets 106-96	41, Hakeem Olajuwon	32, David Robinson
May 26 at The Summit	Spurs 107-102	43, Hakeem Olajuwon	29, David Robinson
May 28 at The Summit	Spurs 103-81	20, Hakeem Olajuwon	20, David Robinson
May 30 at San Antonio	Rockets 111-90	42, Hakeem Olajuwon	22, David Robinson
June 1 at The Summit	Rockets 100-95	39, Hakeem Olajuwon	19, David Robinson

NBA Finals - Houston defeats Orlando, 4-0

June 7 at Orlando	Rockets 120-118 (OT)	31, Hakeem Olajuwon	26, Anfernee Hardaway/S. O'Neal
June 9 at Orlando	Rockets 117-106	34, Hakeem Olajuwon	33, Shaquille O'Neal
June 11 at The Summit	Rockets 106-103	31, Hakeem Olajuwon	28, Shaquille O'Neal
June 14 at The Summit	Rockets 113-101	35, Hakeem Olajuwon	25, A. Hardaway/S. O'Neal

1996 Playoff Results

Western Conference First Round - Houston defeats L.A. Lakers, 3-1

Date/Site	Result	Rockets High Scorer	Opponents High Scorer
April 25 at Los Angeles	Rockets 87-83	33, Hakeem Olajuwon	22, Cedric Ceballos
April 27 at Los Angeles	Lakers 104-94	22, Sam Cassell	26, Earvin Johnson
April 30 at The Summit	Rockets 104-98	30, Hakeem Olajuwon	18, Elden Campbell
May 2 at The Summit	Rockets 102-94	25, Hakeem Olajuwon	25, Cedric Ceballos

Year-by-Year Playoff Results

Western Conference Semifinals - Seattle defeats Houston, 4-0

May 4 at Seattle	Sonics 108-75	18, Robert Horry	28, Gary Payton
May 6 at Seattle	Sonics 105-101	19, Clyde Drexler	21, Detlef Schrempf
May 10 at The Summit	Sonics 115-112	28, Clyde Drexler	28, D. Schrempf/G. Payton
May 12 at The Summit	Sonics 114-110 (OT)	26, Hakeem Olajuwon	32, Shawn Kemp

1997 Playoff Results

Western Conference First Round - Houston defeats Minnesota, 3-0

Date/Site	Result	Rockets High Scorer	Opponents High Scorer
April 24 at The Summit	Rockets 112-95	21, Mario Elie	28, Stephon Marbury
April 26 at The Summit	Rockets 96-84	20, Charles Barkley	22, Stephon Marbury
April 29 at Minnesota	Rockets 125-120	26, Matt Maloney	27, Tom Gugliotta

Western Conference Semifinals - Houston defeats Seattle, 4-3

May 5 at The Summit	Rockets 112-102	22, Clyde Drexler	24, Shawn Kemp
May 7 at The Summit	Sonics 106-101	25, Clyde Drexler	22, Shawn Kemp
May 9 at Seattle	Rockets 97-93	24, Hakeem Olajuwon	28, S. Kemp/Gary Payton
May 11 at Seattle	Rockets 110-106 (OT)	26, Charles Barkley/Matt Maloney	27, Gary Payton
May 13 at The Summit	Sonics 100-94	31, Hakeem Olajuwon	23, Hersey Hawkins
May 15 at Seattle	Sonics 99-96	30, Hakeem Olajuwon	22, Shawn Kemp
May 17 at The Summit	Rockets 96-91	24, Clyde Drexler	27, Gary Payton

Western Conference Finals - Utah defeats Houston, 4-2

May 19 at Utah	Jazz 101-86	30, Hakeem Olajuwon	21, Karl Malone
May 21 at Utah	Jazz 104-92	30, Hakeem Olajuwon	26, John Stockton
May 23 at The Summit	Rockets 118-100	31, Eddie Johnson	21, Karl Malone
May 25 at The Summit	Rockets 95-92	27, Hakeem Olajuwon	22, K. Malone/J. Stockton
May 27 at Utah	Jazz 96-91	33, Hakeem Olajuwon	29, Karl Malone
May 29 at The Summit	Jazz 103-100	33, Clyde Drexler	25, John Stockton

1998 Playoff Results

Western Conference First Round - Utah defeats Houston, 3-2

Date/Site	Result	Rockets High Scorer	Opponents High Scorer
April 23 at Utah	Rockets 103-90	22, Clyde Drexler	25, Karl Malone
April 25 at Utah	Jazz 105-90	16, Hakeem Olajuwon	29, Karl Malone
April 29 at Compaq Center	Rockets 89-85	28, Hakeem Olajuwon	19, K. Malone/Bryon Russell
May 1 at Compaq Center	Jazz 93-71	27, Hakeem Olajuwon	29, Karl Malone
May 3 at Utah	Jazz 84-70	16, Kevin Willis	31, Karl Malone

1999 Playoff Results

Western Conference First Round - L.A. Lakers defeat Houston, 3-1

Date/Site	Result	Rockets High Scorer	Opponents High Scorer
May 9 at Los Angeles	Lakers 101-100	25, Charles Barkley	29, Glen Rice
May 11 at Los Angeles	Lakers 110-98	20, Sam Mack	28, Shaquille O'Neal
May 13 at Compaq Center	Rockets 102-88	37, Scottie Pippen	26, Shaquille O'Neal
May 15 at Compaq Center	Lakers 98-88	20, Charles Barkley	37, Shaquille O'Neal

2004 Playoff Results

Western Conference First Round - L.A. Lakers defeat Houston, 4-1

Date/Site	Result	Rockets High Scorer	Opponents High Scorer
April 17 at Los Angeles	Lakers 72-71	18, Steve Francis	20, Shaquille O'Neal
April 19 at Los Angeles	Lakers 98-84	21, Yao Ming	36, Kobe Bryant
April 23 at Toyota Center	Rockets 102-91	27, Steve Francis	25, Shaquille O'Neal
April 25 at Toyota Center	Lakers 92-88 (OT)	17, Steve Francis	30, Karl Malone
April 28 at Los Angeles	Lakers 97-78	17, Jim Jackson	31, Kobe Bryant

2005 Playoff Results

Western Conference First Round - Dallas defeats Houston, 4-3

Date/Site	Result	Rockets High Scorer	Opponents High Scorer
April 23 at Dallas	Rockets 98-86	34, Tracy McGrady	21, Dirk Nowitzki
April 25 at Dallas	Rockets 113-111	33, Yao Ming	26, Dirk Nowitzki
April 28 at Toyota Center	Mavericks 106-102	28, Tracy McGrady	28, Dirk Nowitzki
April 30 at Toyota Center	Mavericks 97-93	36, Tracy McGrady	32, Jason Terry
May 2 at Dallas	Mavericks 103-100	30, Yao Ming	23, Dirk Nowitzki
May 5 at Toyota Center	Rockets 101-83	37, Tracy McGrady	21, Jerry Stackhouse
May 7 at Dallas	Mavericks 116-76	33, Yao Ming	31, Jason Terry

Year-by-Year Playoff Results

2007 Playoff Results

Western Conference First Round - Utah defeats Houston, 4-3

Date/Site	Result	Rockets High Scorer	Opponents High Scorer
April 21 at Toyota Center	Rockets 84-75	28, Yao Ming	15, Derek Fisher/Deron Williams
April 23 at Toyota Center	Rockets 98-90	31, Tracy McGrady	41, Carlos Boozer
April 26 at Utah	Jazz 81-67	26, Yao Ming	22, Carlos Boozer
April 28 at Utah	Jazz 98-85	20, Yao Ming	25, Deron Williams
April 30 at Toyota Center	Rockets 96-92	26, Tracy McGrady	26, Carlos Boozer
May 3 at Utah	Jazz 94-82	26, Tracy McGrady	22, Carlos Boozer
May 5 at Toyota Center	Jazz 103-99	29, T. McGrady/Yao Ming	35, Carlos Boozer

2008 Playoff Results

Western Conference First Round - Utah defeats Houston, 4-2

Date/Site	Result	Rockets High Scorer	Opponents High Scorer
April 19 at Toyota Center	Jazz 93-82	22, Shane Battier	21, Andrei Kirilenko
April 21 at Toyota Center	Jazz 90-84	23, Tracy McGrady	22, Deron Williams
April 24 at Utah	Rockets 94-92	27, Tracy McGrady	28, Deron Williams
April 26 at Utah	Jazz 86-82	23, Tracy McGrady	17, Deron Williams
April 29 at Toyota Center	Rockets 95-69	29, Tracy McGrady	19, Carlos Boozer
May 2 at Utah	Jazz 113-91	40, Tracy McGrady	25, Deron Williams

2009 Playoff Results

Western Conference First Round - Houston defeats Portland, 4-2

Date/Site	Result	Rockets High Scorer	Opponents High Scorer
April 18 at Portland	Rockets 108-81	27, Aaron Brooks	21, Brandon Roy
April 21 at Portland	Blazers 107-103	23, Aaron Brooks	42, Brandon Roy
April 24 at Toyota Center	Rockets 86-83	19, Luis Scola	19, Brandon Roy
April 26 at Toyota Center	Rockets 89-88	21, Yao Ming	31, Brandon Roy
April 28 at Portland	Blazers 88-77	21, Luis Scola	25, LaMarcus Aldridge/Brandon Roy
April 30 at Toyota Center	Rockets 92-76	27, Ron Artest	26, LaMarcus Aldridge

Western Conference Semifinals - L.A. Lakers defeat Houston, 4-3

Date/Site	Result	Rockets High Scorer	Opponents High Scorer
May 4 at Los Angeles	Rockets 100-92	28, Yao Ming	32, Kobe Bryant
May 6 at Los Angeles	Lakers 111-98	25, Ron Artest	40, Kobe Bryant
May 8 at Toyota Center	Lakers 108-94	25, Ron Artest	33, Kobe Bryant
May 10 at Toyota Center	Rockets 99-87	34, Aaron Brooks	30, Pau Gasol
May 12 at Los Angeles	Lakers 118-78	14, Aaron Brooks	26, Kobe Bryant
May 14 at Toyota Center	Rockets 95-80	26, Aaron Brooks	32, Kobe Bryant
May 17 at Los Angeles	Lakers 89-70	13, Aaron Brooks	21, Pau Gasol

2013 Playoff Results

Western Conference First Round - Oklahoma City defeats Houston, 4-2

Date/Site	Result	Rockets High Scorer	Opponents High Scorer
April 21 at Oklahoma City	Thunder 120-91	20, James Harden	24, Kevin Durant
April 24 at Oklahoma City	Thunder 105-102	36, James Harden	29, Kevin Durant/Russell Westbrook
April 27 at Toyota Center	Thunder 104-101	30, James Harden	41, Kevin Durant
April 29 at Toyota Center	Rockets 105-103	27, Chandler Parsons	38, Kevin Durant
May 1 at Oklahoma City	Rockets 107-100	31, James Harden	36, Kevin Durant
May 3 at Toyota Center	Thunder 103-94	26, James Harden	27, Kevin Durant

2014 Playoff Results

Western Conference First Round - Portland defeats Houston, 4-2

Date/Site	Result	Rockets High Scorer	Opponents High Scorer
April 20 at Toyota Center	Blazers 122-120 (OT)	27, J. Harden/D. Howard	46, LaMarcus Aldridge
April 23 at Toyota Center	Blazers 112-105	32, Dwight Howard	43, LaMarcus Aldridge
April 25 at Portland	Rockets 121-116 (OT)	37, James Harden	30, Damian Lillard
April 27 at Portland	Blazers 123-120 (OT)	28, James Harden	29, LaMarcus Aldridge
April 30 at Toyota Center	Rockets 108-98	22, Dwight Howard	27, Wes Mathews
May 2 at Portland	Blazers 99-98	34, James Harden	30, LaMarcus Aldridge

Year-by-Year Playoff Statistics

1969 (2-4)

Player	G-S	Min	FGM-A	Pct.	FTM-A	Pct.	Reb.	Avg.	A	Avg.	PF-D	TP	AVG
Hayes	6-6	278	60-114	.526	35-53	.660	83	13.8	5	0.8	21-0	155	25.8
Kojis	6-6	232	48-109	.440	25-31	.806	51	8.5	21	3.5	22-1	121	20.2
Lantz	6-6	208	30-69	.435	21-27	.778	21	3.5	10	1.7	22-0	81	13.5
Block	5-0	97	24-45	.533	14-18	.778	14	2.8	3	0.6	18-0	62	12.4
Adelman	6-6	187	24-53	.453	22-37	.595	15	2.5	29	4.8	18-0	70	11.7
Kimball	6-6	197	23-53	.434	13-25	.520	74	12.3	4	0.7	17-0	59	9.8
Riley	5-0	76	16-37	.432	5-6	.833	11	2.2	2	0.4	13-0	37	7.4
Williams	6-0	102	12-25	.480	3-7	.429	17	2.8	32	5.3	15-0	27	4.5
Barnett	6-0	51	9-23	.391	7-8	.875	3	0.5	7	1.2	5-0	25	4.2
Finkel	2-0	12	0-3	.000	0-0	—	7	3.5	0	0.0	3-0	0	0.0
S.D. ROCKETS	6	1440	246-531	.463	145-212	.684	296	49.3	113	18.8	154-1	637	106.2
OPPONENTS	6	1440	254-585	.434	144-223	.646	323	53.8	112	18.7	162-1	652	108.7

1975 (3-5)

Player	G-S	Min	FGM-A	Pct.	FTM-A	Pct.	Rebounds	Avg.	A	Avg.	PF-D	S	B	TP	Avg.
							O-D-Tot								
Murphy	8-8	305	72-156	.462	51-57	.895	9-10-19	2.4	45	5.6	36-2	14	1	195	24.4
Tomjanovich	8-8	304	72-128	.563	40-48	.833	22-42-64	8.0	23	2.9	17-0	1	4	184	23.0
Newlin	8-8	299	52-107	.486	26-29	.897	11-22-33	4.1	45	5.6	25-0	12	0	130	16.3
Ratliff	8-8	291	36-87	.414	17-20	.850	24-29-53	6.6	35	4.4	31-0	14	1	89	11.1
Kunnert	8-8	244	35-81	.432	17-26	.654	11-49-60	7.5	12	1.5	37-1	4	13	87	10.9
Riley	8-0	152	25-42	.595	6-16	.375	12-24-36	4.5	15	1.9	18-0	9	2	56	7.0
Bailey	8-0	116	18-36	.500	9-10	.900	6-13-19	2.4	16	2.0	12-0	6	2	45	5.6
Hawes	8-0	128	18-38	.474	8-9	.889	3-26-29	3.6	13	1.6	11-0	3	3	44	5.5
Abdul-Aziz	6-0	68	12-31	.387	2-5	.400	7-10-17	2.8	3	0.5	5-0	1	3	26	4.3
Wells	4-0	5	3-5	.600	0-0	—	0-1-1	0.3	1	0.3	1-0	0	0	6	1.5
Wohl	4-0	8	3-3	1.000	0-0	—	0-1-1	0.3	2	0.5	2-0	1	0	6	1.5
ROCKETS	8	1920	346-714	.485	176-220	.800	105-227-332	41.5	210	26.3	195-3	65	29	868	108.5
OPPONENTS	8	1920	346-713	.485	171-208	.822	111-237-348	43.5	208	26.0	193-4	62	24	863	107.9

1977 (6-6)

Player	G-S	Min	FGM-A	Pct.	FTM-A	Pct.	Rebounds	Avg.	A	Avg.	PF-D	S	B	TP	Avg.
							O-D-Tot								
Tomjanovich	12-12	457	107-212	.505	29-37	.784	24-41-65	5.4	24	2.0	36-0	17	3	243	20.3
Murphy	12-12	420	102-213	.479	28-30	.933	7-12-19	1.6	75	6.3	47-1	19	2	232	19.3
Malone	12-12	518	81-162	.500	63-91	.692	84-119-203	16.9	7	0.6	42-0	13	21	225	18.8
Lucas	12-12	430	75-139	.540	26-34	.765	4-29-33	2.8	83	6.9	33-1	24	4	176	14.7
Newlin	12-0	316	75-143	.524	21-28	.750	8-26-34	2.8	53	4.4	37-0	15	0	171	14.3
Kunnert	12-5	328	51-104	.490	12-23	.522	48-59-107	8.9	14	1.2	51-2	2	8	114	9.5
Jones	12-6	246	28-63	.444	18-23	.783	13-38-51	4.3	15	1.3	32-2	8	3	74	6.2
Johnson	12-0	146	24-61	.393	10-15	.667	7-22-29	2.4	9	0.8	20-0	4	0	58	4.8
Kennedy	6-1	35	5-10	.500	2-2	1.000	4-8-12	2.0	0	0.0	6-0	0	0	12	2.0
White	1-0	2	1-3	.333	0-0	—	1-0-1	1.0	0	0.0	0-0	1	0	2	2.0
Owens	3-0	7	0-1	.000	0-0	—	0-2-2	0.7	0	0.0	1-0	1	0	0	0.0
ROCKETS	12	2905	549-1111	.494	209-283	.739	200-356-556	46.3	280	23.3	305-6	94	41	1307	108.9
OPPONENTS	12	2905	536-1086	.494	233-338	.689	161-334-495	41.3	279	23.3	281-4	82	59	1305	108.8

1979 (0-2)

Player	G-S	Min	FGM-A	Pct.	FTM-A	Pct.	Rebounds	Avg.	A	Avg.	PF-D	S	TO	B	TP	Avg.
							O-D-Tot									
Malone	2-2	78	18-41	.439	13-18	.722	25-16-41	20.5	2	1.0	5-0	1	8	8	49	24.5
Murphy	2-2	73	9-31	.290	8-9	.889	2-1-3	1.5	6	3.0	9-0	8	2	1	26	13.0
Barry	2-2	65	8-25	.320	8-8	1.000	2-6-8	4.0	9	4.5	8-0	0	2	2	24	12.0
Newlin	2-2	67	8-20	.400	8-8	1.000	2-4-6	3.0	5	2.5	10-1	1	6	1	24	12.0
Jones	2-0	33	7-13	.538	6-6	1.000	4-8-12	6.0	3	1.5	3-0	1	6	4	20	10.0
Reid	2-0	45	7-17	.412	6-9	.667	5-4-9	4.5	2	1.0	7-0	1	5	2	20	10.0
Tomjanovich	2-2	64	9-23	.391	2-5	.400	7-7-14	7.0	2	1.0	1-0	1	1	1	20	10.0
Watts	2-0	43	6-15	.400	2-3	.667	4-3-7	3.5	7	3.5	8-0	4	7	1	14	7.0
Bradley	1-0	1	0-0	—	0-0	—	0-0-0	0.0	0	0.0	0-0	0	0	0	0	0.0
Dorsey	1-0	1	0-0	—	0-0	—	0-0-0	0.0	0	0.0	0-0	0	0	0	0	0.0
Dunleavy	1-0	10	0-2	.000	0-0	—	0-1-1	1.0	0	0.0	1-0	0	0	0	0	0.0
ROCKETS	2	480	72-187	.385	53-66	.803	51-50-101	50.5	36	18.0	52-1	17	37	20	197	98.5
OPPONENTS	2	480	83-182	.456	43-59	.729	40-67-107	53.5	55	27.5	58-2	14	32	15	209	104.5

Year-by-Year Playoff Statistics

1980 (2-5)

Player	G-S	Min	FGM-A	Pct.	3PM-A	Pct.	FTM-A	Pct.	Rebounds O-D-Tot	Avg.	A	Avg.	PF-D	S	TO	B	TP	Avg.
Malone	7-7	275	74-138	.536	0-1	.000	33-43	.767	42-55-97	13.9	7	1.0	18-0	4	22	16	181	25.9
Murphy	7-7	265	58-108	.537	2-4	.500	13-13	1.000	4-6-10	1.4	26	3.7	29-1	11	16	0	131	18.7
Reid	7-7	266	52-102	.510	0-1	.000	22-26	.846	14-41-55	7.9	26	3.7	28-0	6	19	7	126	18.0
Tomjanovich	7-1	185	24-64	.375	1-7	.143	9-13	.692	12-28-40	5.7	10	1.4	21-1	2	14	0	58	8.3
Henderson	7-7	203	22-46	.478	0-1	.000	12-15	.800	5-11-16	2.3	42	6.0	19-0	7	11	4	56	8.0
Leavell	7-0	149	10-38	.263	0-4	.000	19-21	.905	2-10-12	1.7	24	3.4	12-0	6	6	0	39	5.6
Barry	6-0	79	12-33	.364	3-12	.250	6-6	1.000	0-6-6	1.0	15	2.5	11-0	1	10	1	33	5.5
M. Jones	6-0	70	11-18	.611	0-0	—	6-9	.667	8-14-22	3.7	4	0.7	8-0	0	4	2	28	4.7
Paultz	7-6	128	13-40	.325	0-0	—	4-7	.571	12-21-33	4.7	8	1.1	13-0	1	11	3	30	4.3
Bradley	4-0	15	6-9	.667	1-1	1.000	3-5	.600	1-2-3	0.8	1	0.3	2-0	1	0	0	16	4.0
Dunleavy	6-0	45	6-12	.500	0-2	.000	5-6	.833	2-3-5	0.8	13	1.8	11-0	5	6	0	17	2.8
ROCKETS	7	1680	288-608	.474	7-33	.212	132-164	.805	102-197-299	42.7	176	25.1	172-2	44	122	33	715	102.1
OPPONENTS	7	1680	305-613	.498	8-33	.242	145-178	.815	94-190-284	40.6	183	26.1	169-1	60	96	28	763	109.0

1981 (12-9)

Player	G-S	Min	FGM-A	Pct.	3PM-A	Pct.	FTM-A	Pct.	Rebounds O-D-Tot	Avg.	A	Avg.	PF-D	S	TO	B	TP	Avg.
Malone	21-21	955	207-432	.479	0-2	.000	148-208	.712	125-180-305	14.5	35	1.7	54-0	13	59	34	562	26.8
Murphy	19-1	540	142-287	.495	2-7	.286	58-60	.967	7-17-24	1.3	57	3.0	69-0	26	42	0	344	18.1
Reid	21-21	868	139-303	.459	0-2	.000	61-92	.663	56-86-142	6.8	98	4.7	80-2	50	44	24	339	16.1
Paultz	21-21	720	111-246	.451	0-1	.000	32-48	.667	53-94-147	7.0	35	1.7	69-1	13	27	27	254	12.1
Dunleavy	20-19	472	69-152	.454	6-15	.400	33-38	.868	9-33-42	2.1	68	3.4	59-1	15	30	1	177	8.9
Henderson	21-21	615	59-132	.447	0-1	.000	23-28	.821	14-41-55	2.6	104	5.0	39-0	17	34	1	141	6.7
Willoughby	19-1	417	42-116	.362	0-1	.000	30-40	.750	28-57-85	4.5	22	1.2	42-0	14	23	19	114	6.0
Leavell	17-0	217	30-77	.390	0-0	—	15-17	.882	5-12-17	1.0	44	2.6	26-0	18	20	4	75	4.4
Garrett	13-0	117	9-21	.429	0-0	—	7-8	.875	3-12-15	1.2	6	0.5	10-0	5	6	1	25	1.9
Jones	12-0	88	10-21	.476	0-0	—	2-5	.400	7-11-18	1.5	5	0.4	15-0	3	2	2	22	1.8
Tomjanovich	8-0	31	1-9	.111	0-3	.000	4-6	.667	2-4-6	0.8	0	0.0	3-0	0	2	0	6	0.8
ROCKETS	21	5040	819-1796	.456	8-32	.250	413-550	.751	309-547-856	40.8	474	22.6	466-4	174	296	113	2059	98.0
OPPONENTS	21	5040	835-1743	.479	9-54	.167	389-534	.728	293-616-909	43.3	508	24.2	490-9	148	341	117	2068	98.5

1982 (1-2)

Player	G-S	Min	FGM-A	Pct.	3PM-A	Pct.	FTM-A	Pct.	Rebounds O-D-Tot	Avg.	A	Avg.	PF-D	S	TO	B	TP	Avg.
Malone	3-3	136	29-67	.433	0-0	—	14-15	.933	28-23-51	17.0	10	3.3	8-0	2	6	2	72	24.0
Hayes	3-3	124	17-50	.340	0-0	—	8-15	.533	7-23-30	10.0	3	1.0	12-0	2	6	10	42	14.0
Leavell	3-3	93	20-47	.426	0-1	.000	2-2	1.000	1-4-5	1.7	10	3.3	9-0	4	4	1	42	14.0
Reid	3-3	115	15-31	.484	0-0	—	4-5	.800	9-17-26	9.7	9	3.0	10-0	5	0	2	34	11.3
Dunleavy	3-0	66	9-22	.409	0-4	.000	5-6	.833	0-3-3	1.0	9	3.0	7-0	2	1	0	23	7.7
Murphy	3-0	57	5-22	.227	0-3	.000	7-8	.875	2-1-3	1.0	4	1.3	7-0	1	4	0	17	5.7
Henderson	3-3	68	5-16	.313	0-0	—	4-4	1.000	5-3-8	2.7	9	3.0	5-0	0	4	0	14	4.7
Spriggs	2-0	9	3-4	.750	0-0	—	0-1	.000	0-1-1	0.5	2	1.0	3-0	0	0	0	6	3.0
Paultz	3-0	34	3-9	.333	0-0	—	1-3	.333	2-2-4	1.3	1	0.3	4-0	0	1	2	7	2.3
Willoughby	2-0	17	1-2	.500	0-0	—	2-2	1.000	2-4-6	3.0	1	0.5	1-0	0	1	0	4	2.0
Garrett	1-0	1	0-1	.000	0-1	.000	0-0	—	0-0-0	0.0	0	0.0	0-0	0	0	0	0	0.0
ROCKETS	3	720	107-271	.395	0-9	.000	47-61	.770	56-81-137	45.7	58	19.3	66-0	16	28	17	261	87.0
OPPONENTS	3	720	113-263	.430	1-4	.250	49-68	.721	55-96-151	50.3	80	26.7	66-1	17	33	5	276	92.0

1985 (2-3)

Player	G-S	Min	FGM-A	Pct.	3PM-A	Pct.	FTM-A	Pct.	Rebounds O-D-Tot	Avg.	A	Avg.	PF-D	S	TO	B	TP	Avg.
Olajuwon	5-5	187	42-88	.477	0-0	—	22-46	.478	33-32-65	11.0	7	1.4	22-0	7	11	13	106	21.2
Sampson	5-5	193	43-100	.430	1-1	1.000	19-37	.514	25-58-83	16.6	7	1.4	23-2	2	17	8	106	21.2
Lloyd	5-5	174	38-77	.494	0-0	—	10-14	.714	15-14-29	5.8	25	5.0	12-0	7	10	8	86	17.2
Lucas	5-4	152	26-80	.325	2-14	.143	14-22	.636	7-14-21	4.2	27	5.4	14-0	6	7	0	68	13.6
McCray	5-5	181	19-34	.559	0-0	—	15-23	.652	9-21-30	6.0	11	2.2	17-0	6	13	1	53	10.6
Reid	5-0	87	19-45	.422	0-4	.000	0-0	—	3-14-17	3.4	5	1.0	22-0	4	6	2	38	7.6
Wiggins	5-0	45	9-18	.500	0-0	—	0-0	—	3-1-4	0.8	1	0.2	6-0	4	3	0	18	3.6
Hollins	5-1	94	8-26	.308	0-0	—	1-1	1.000	1-8-9	1.8	18	3.6	16-1	4	7	0	17	3.4
Micheaux	5-0	57	6-19	.316	0-1	.000	4-10	.400	12-9-21	4.2	0	0.0	8-0	0	3	2	16	3.2
Ehlo	3-0	6	1-1	1.000	0-0	—	2-2	1.000	0-0-0	0.0	0	0.0	3-0	4	0	0	4	1.3
Leavell	5-0	16	2-6	.333	0-2	.000	2-2	1.000	1-2-3	0.6	3	0.6	2-0	0	1	0	6	1.2
Petersen	3-0	8	1-1	1.000	0-0	—	0-0	—	1-1-2	0.7	1	0.3	2-0	0	1	0	2	0.7
ROCKETS	5	1200	214-495	.432	3-22	.136	89-157	.567	110-174-284	56.8	105	21.0	147-3	44	80	34	520	104.0
OPPONENTS	5	1200	180-418	.431	8-28	.286	153-188	.814	66-169-235	47.0	116	23.2	126-0	36	96	43	521	104.2

Year-by-Year Playoff Statistics

1986 (13-7)

Player	G-S	Min	FGM-A	Pct.	3PM-A	Pct.	Rebounds			Avg.	A	Avg.	PF-D	S	TO	B	TP	Avg.
							FTM-A	Pct.	O-D-Tot									
Olajuwon	20-20	766	205-387	.530	0-1	.000	127-199	.638	101-135-236	11.8	39	2.0	87-3	40	43	69	537	26.9
Sampson	20-20	741	156-301	.518	1-1	1.000	86-118	.729	66-149-215	10.8	80	4.0	79-1	30	71	35	399	20.0
Reid	20-20	773	124-288	.431	3-21	.143	47-59	.797	13-70-83	4.2	137	6.9	74-1	27	42	1	298	14.9
Lloyd	20-20	589	116-241	.481	2-5	.400	47-58	.810	34-32-66	3.3	86	4.3	47-0	16	47	6	281	14.1
McCray	20-20	835	108-202	.535	0-3	.000	43-58	.741	23-95-118	5.9	125	6.3	45-0	18	37	19	259	13.0
Wiggins	20-0	443	89-179	.497	0-3	.000	21-28	.750	38-38-76	3.8	31	1.6	44-0	14	27	3	199	10.0
Petersen	20-0	378	44-108	.407	0-0	—	23-33	.697	47-64-111	5.6	21	1.1	58-1	9	16	9	111	5.6
Leavell	15-0	170	24-80	.300	7-15	.467	20-23	.870	3-12-15	1.0	40	2.7	12-0	9	9	0	75	5.0
Ehlo	10-0	38	8-16	.500	0-1	.000	4-5	.800	1-2-3	0.3	6	0.6	4-0	4	3	1	20	2.0
Harris	15-0	83	14-29	.483	0-0	—	2-5	.400	5-5-10	0.7	2	0.1	3-0	4	2	3	30	2.0
Walters	11-0	26	4-7	.571	0-0	—	0-0	—	2-3-5	0.5	0	0.0	3-0	1	1	3	8	0.7
McDowell	13-0	33	2-7	.286	0-0	—	5-8	.625	4-4-8	0.6	2	0.2	6-0	0	2	0	9	0.7
ROCKETS	20	4875	894-1845	.485	13-50	.260	425-594	.715	337-609-946	47.3	28.5	569	462-6	172	303	149	2226	111.3
OPPONENTS	20	4875	842-1808	.466	38-124	.306	427-545	.783	301-571-872	43.6	534	26.7	480-3	175	329	101	2149	107.5

1987 (5-5)

Player	G-S	Min	FGM-A	Pct.	3PM-A	Pct.	Rebounds				Avg.	A	Avg.	PF-D	S	TO	B	TP	Avg.
							FTM-A	Pct.	O-D-Tot										
Olajuwon	10-10	389	110-179	.615	0-1	.000	72-97	.742	39-74-113	11.3	25	2.5	44-1	13	36	43	292	29.2	
Sampson	10-10	330	75-146	.514	1-2	.500	35-43	.814	27-61-88	8.8	21	2.1	47-1	2	31	12	186	18.6	
McCray	10-10	436	57-101	.564	0-2	.000	43-54	.796	32-51-83	8.3	56	5.6	21-0	5	26	9	157	15.7	
Leavell	10-10	384	44-107	.411	4-16	.250	49-60	.817	6-19-25	2.5	72	7.2	42-2	19	28	3	141	14.1	
Reid	10-10	431	56-155	.361	2-17	.118	15-23	.652	6-30-36	3.6	48	4.8	36-0	10	27	3	129	12.9	
Petersen	10-0	187	28-51	.549	0-0	—	12-18	.667	14-32-46	4.6	6	0.6	26-1	5	10	2	68	6.8	
Maxwell	10-0	177	18-34	.529	0-1	.000	26-35	.743	11-22-33	3.3	17	1.7	17-1	4	8	0	62	6.2	
Harris	9-0	91	16-43	.372	0-1	.000	5-6	.833	3-4-7	0.8	5	0.6	15-0	3	3	0	37	4.1	
Minniefield	8-0	27	4-8	.500	0-1	.000	6-6	1.000	2-0-2	0.3	2	0.3	8-0	1	4	0	14	1.8	
Anderson	5-0	5	1-3	.333	1-2	.500	2-2	1.000	1-0-1	0.2	0	0.0	1-0	0	1	0	5	1.0	
Johnson	5-0	10	2-6	.333	0-0	—	0-0	—	0-0-0	0.0	0	0.0	1-0	0	2	0	4	0.8	
Feitl	6-0	8	0-0	—	0-0	—	2-2	1.000	0-1-1	0.2	0	0.0	0-0	0	0	0	2	0.3	
ROCKETS	10	2475	411-833	.493	8-43	.186	267-346	.772	141-294-435	43.5	252	25.2	258-6	62	181	72	1097	109.7	
OPPONENTS	10	2475	414-915	.452	20-65	.308	233-307	.759	161-274-435	43.5	252	25.2	278-5	92	141	44	1081	108.1	

1988 (1-3)

Player	G-S	Min	FGM-A	Pct.	3PM-A	Pct.	Rebounds											
							FTM-A	Pct.	O-D-Tot	Avg.	A	Avg.	PF-D	S	TO	B	TP	Avg.
Olajuwon	4-4	162	56-98	.571	0-1	.000	38-43	.884	20-47-67	16.8	7	1.8	14-0	9	9	11	150	37.5
Floyd	4-4	154	26-61	.426	4-8	.500	19-22	.864	3-4-7	1.8	34	8.5	10-0	8	12	0	75	18.8
Carroll	4-4	116	18-47	.383	0-0	—	8-10	.800	8-11-19	4.8	2	0.5	12-0	3	5	1	44	11.0
Reid	4-4	114	15-33	.455	3-7	.429	2-3	.667	3-12-15	3.8	8	2.0	13-0	2	3	0	35	8.8
McCray	4-4	159	12-31	.387	0-1	.000	8-12	.667	15-12-27	6.8	9	2.3	12-0	4	7	3	32	8.0
Petersen	4-0	98	12-23	.522	0-0	—	7-12	.583	7-14-21	5.3	6	1.5	11-1	1	4	2	31	7.8
Short	4-0	71	7-26	.269	0-1	.000	8-8	1.000	4-5-9	2.3	1	0.3	8-0	1	4	0	22	5.5
Leavell	4-0	38	7-19	.368	2-6	.333	4-4	1.000	0-3-3	0.8	9	2.3	6-0	2	6	0	20	5.0
Conner	1-0	1	0-0	—	0-0	—	2-2	1.000	0-1-1	1.0	1	1.0	0-0	1	0	0	2	2.0
Johnson	4-0	20	2-3	.667	0-0	—	1-2	.500	2-2-4	1.0	0	0.0	1-0	1	4	0	5	1.3
Maxwell	4-0	15	1-2	.500	0-0	—	0-0	—	1-0-1	0.3	1	0.3	1-0	0	0	0	2	0.5
Free	2-0	12	0-2	.000	0-1	.000	0-0	—	1-1-2	1.0	1	0.5	2-0	0	3	0	0	0.0
ROCKETS	4	960	156-345	.452	9-25	.360	97-118	.822	64-112-176	44.0	79	19.8	90-1	32	59	17	418	104.5
OPPONENTS	4	960	168-337	.499	6-23	.261	86-112	.768	56-115-171	42.8	99	24.8	92-1	36	62	24	428	107.0

1989 (1-3)

Player	G-S	Min	FGM-A	Pct.	3PM-A	Pct.	Rebounds											
							FTM-A	Pct.	O-D-Tot	Avg.	A	Avg.	PF-D	S	TO	B	TP	Avg.
Olajuwon	4-4	162	42-81	.519	0-0	—	17-25	.680	14-38-52	13.0	12	3.0	17-0	10	10	11	101	25.3
Thorpe	4-4	152	24-37	.649	0-0	—	16-21	.762	6-14-20	5.0	12	3.0	17-1	5	15	1	64	16.0
Floyd	4-4	160	22-46	.478	8-15	.533	10-14	.714	3-15-18	4.5	26	6.5	10-0	8	10	1	62	15.5
Woodson	4-4	137	17-49	.347	3-9	.333	10-12	.833	4-5-9	2.3	18	4.5	7-0	4	9	2	47	11.8
B. Johnson	4-4	118	19-40	.475	0-1	.000	8-14	.571	6-8-14	3.5	12	3.3	15-0	3	6	2	46	11.5
Berry	4-0	57	13-26	.500	0-0	—	7-8	.875	3-6-9	2.3	5	1.3	8-0	2	6	1	33	8.3
McCormick	4-0	53	7-13	.538	0-1	.000	8-9	.889	2-11-13	3.3	0	0.0	9-0	3	0	2	22	5.5
Short	4-0	37	8-21	.381	0-2	.000	3-5	.600	7-3-10	2.5	2	0.5	7-0	0	1	0	19	4.8
Chievous	4-0	40	5-17	.294	0-0	—	8-10	.800	5-1-6	1.5	2	0.5	7-0	1	3	1	18	4.5
F. Johnson	4-0	36	2-6	.333	0-1	.000	6-10	.600	1-4-5	1.3	7	1.8	3-0	1	4	0	10	2.5
Leavell	2-0	5	1-3	.333	0-0	—	2-2	1.000	0-0-0	0.0	1	0.5	0-0	0	0	0	4	2.0
Nevitt	2-0	3	0-0	—	0-0	—	0-0	—	0-1-1	0.5	0	0.0	0-0	0	0	0	0	0.0
ROCKETS	4	960	160-339	.472	11-29	.379	95-130	.731	51-106-157	39.3	97	24.3	100-1	37	66	21	426	106.5
OPPONENTS	4	960	163-345	.472	9-38	.237	90-119	.756	62-116-178	44.5	98	24.5	105-1	35	66	35	425	106.3

Year-by-Year Playoff Statistics

1990 (1-3)

Player	G-S	Min	FGM-A	Pct.	3PM-A	Pct.	FTM-A	Pct.	Rebounds	Avg.	A	Avg.	PF-D	S	TO	B	TP	Avg.
									O-D-Tot									
Thorpe	4-4	164	27-45	.600	0-0	—	26-38	.684	14-19-33	8.3	7	1.8	12-0	5	9	0	80	20.0
Maxwell	4-4	159	30-81	.370	8-26	.308	11-21	.524	5-7-12	3.0	17	4.3	12-0	5	6	0	79	19.8
Floyd	4-4	172	30-64	.469	3-12	.250	11-17	.647	7-8-15	3.8	41	10.3	5-0	5	15	1	74	18.5
Olajuwon	4-4	161	31-70	.443	0-0	—	12-17	.706	15-31-46	11.5	8	2.0	19-0	10	11	23	74	18.5
Johnson	4-4	148	20-48	.417	0-1	.000	11-13	.846	8-8-16	4.0	9	2.3	16-0	6	4	2	51	12.8
Wiggins	4-0	51	7-15	.467	0-0	—	2-3	.667	4-9-13	3.3	2	0.5	5-0	1	4	0	16	4.0
Smith	4-0	73	6-8	.750	0-0	—	0-0	—	7-6-13	3.3	5	1.3	11-0	4	5	0	12	3.0
Woodson	1-0	6	1-3	.333	0-1	.000	0-0	—	0-0-0	0.0	2	2.0	1-0	0	0	0	2	2.0
McCormick	3-0	21	1-3	.333	0-0	—	1-2	.500	1-7-8	2.7	0	0.0	5-0	0	0	0	3	1.0
Bowie	2-0	4	0-1	.000	0-0	—	0-0	—	0-0-0	0.0	0	0.0	1-0	0	0	0	0	0.0
Caldwell	1-0	1	0-0	—	0-0	—	0-0	—	0-0-0	0.0	0	0.0	0-0	0	0	0	0	0.0
ROCKETS	4	960	153-338	.453	11-40	.275	74-111	.667	61-95-156	39.0	91	22.8	87-0	36	58	26	391	97.8
OPPONENTS	4	960	165-303	.545	12-37	.324	80-105	.762	38-115-153	38.3	105	26.3	80-0	33	66	27	422	105.5

1991 (0-3)

Player	G-S	Min	FGM-A	Pct.	3PM-A	Pct.	FTM-A	Pct.	Rebounds	Avg.	A	Avg.	PF-D	S	TO	B	TP	Avg.
									O-D-Tot									
Olajuwon	3-3	129	26-45	.578	0-1	.000	14-17	.824	12-32-44	14.7	6	2.0	11-0	4	8	8	66	22.0
Maxwell	3-3	113	23-56	.411	9-27	.333	1-2	.500	1-7-8	2.7	9	3.0	8-0	2	7	1	56	18.7
Thorpe	3-3	116	22-38	.579	0-0	—	3-6	.500	7-18-25	8.3	8	2.7	8-0	2	6	0	47	15.7
K. Smith	3-3	113	18-38	.474	2-4	.500	8-9	.889	4-4-8	2.7	24	8.0	5-0	4	6	1	46	15.3
Jamerson	2-0	21	5-13	.385	0-1	.000	6-6	1.000	1-2-3	1.5	4	2.0	4-0	1	1	0	16	8.0
Johnson	3-3	86	10-28	.357	0-0	—	4-4	1.000	4-10-14	4.7	8	2.7	13-0	2	5	1	24	8.0
Floyd	3-0	41	8-24	.333	0-4	.000	0-0	—	0-2-2	0.7	7	2.3	4-0	2	7	1	16	5.3
Wood	3-0	44	2-3	.667	1-1	1.000	2-4	.500	1-4-5	1.7	3	1.0	8-0	3	1	0	7	2.3
L. Smith	3-0	57	1-4	.250	0-1	.000	0-1	.000	6-7-13	4.3	4	1.3	11-0	1	2	1	2	0.7
ROCKETS	3	720	115-249	.462	12-39	.308	38-49	.776	36-86-122	40.7	73	24.3	72-0	21	47	13	280	93.3
OPPONENTS	3	720	111-230	.483	12-35	.343	63-80	.788	28-82-110	36.7	72	24.0	55-0	22	42	19	297	99.0

1993 (6-6)

Player	G-S	Min	FGM-A	Pct.	3PM-A	Pct.	FTM-A	Pct.	Rebounds	Avg.	A	Avg.	PF-D	S	TO	B	TP	Avg.
									O-D-Tot									
Olajuwon	12-12	518	123-238	.517	0-1	.000	62-75	.827	52-116-168	14.0	57	4.8	37-0	21	45	59	308	25.7
Smith	12-12	391	63-128	.492	23-46	.500	28-36	.778	2-22-24	2.0	50	4.2	18-0	9	26	1	177	14.8
Thorpe	12-12	419	73-115	.635	0-0	—	28-43	.651	36-67-103	8.6	31	2.6	35-0	6	17	1	174	14.5
Maxwell	9-7	308	47-117	.402	11-46	.239	21-24	.875	3-19-22	2.4	32	3.6	17-0	11	17	2	126	14.0
Horry	12-12	374	47-101	.465	9-30	.300	20-27	.741	14-48-62	5.2	38	3.2	30-1	18	28	16	123	10.3
Garland	12-5	246	30-74	.405	0-1	.000	17-17	1.000	6-27-33	2.8	31	2.6	27-1	16	22	0	77	6.4
Bullard	12-0	169	20-42	.476	15-28	.536	6-6	1.000	4-19-23	1.9	13	1.1	11-0	4	9	5	61	5.1
Herrera	12-0	195	22-57	.386	0-2	.000	12-20	.600	16-29-45	3.8	7	0.6	36-1	3	11	2	56	4.7
Brooks	12-0	197	16-42	.381	5-13	.385	10-13	.769	1-9-10	0.8	31	2.6	21-0	9	13	0	47	3.9
Floyd	7-0	60	6-19	.316	1-3	.333	7-10	.700	1-3-4	0.6	8	1.1	2-0	2	9	0	20	2.9
Teagle	5-0	12	2-5	.400	0-0	—	0-2	.000	0-0-0	0.0	0	0.0	1-0	0	3	0	4	0.8
Rollins	6-0	16	0-3	.000	0-1	.000	0-0	—	1-3-4	0.7	0	0.0	2-0	2	0	0	0	0.0
ROCKETS	12	2905	449-941	.477	64-171	.374	211-273	.773	136-362-498	41.5	298	24.8	237-3	101	212	86	1173	97.8
OPPONENTS	12	2905	460-1047	.439	41-108	.380	194-278	.698	193-318-511	42.6	277	23.1	248-4	128	160	49	1155	96.3

1994 (15-8)

Player	G-S	Min	FGM-A	Pct.	3PM-A	Pct.	FTM-A	Pct.	Rebounds	Avg.	A	Avg.	PF-D	S	TO	B	TP	Avg.
									O-D-Tot									
Olajuwon	23-23	989	267-514	.519	2-4	.500	128-161	.795	55-199-254	11.0	98	4.3	82-0	40	83	92	664	28.9
Maxwell	23-23	880	118-314	.376	45-138	.326	37-54	.685	12-69-81	3.5	96	4.2	55-1	20	49	2	318	13.8
Horry	23-23	778	98-226	.434	34-89	.382	39-51	.765	40-101-141	6.1	82	3.6	68-0	35	27	20	269	11.7
Thorpe	23-23	854	111-194	.572	1-2	.500	38-67	.567	68-160-228	9.9	54	2.3	86-2	13	37	10	261	11.3
Smith	23-23	696	86-189	.455	34-76	.447	42-52	.808	5-49-54	2.3	94	4.9	40-0	22	33	4	248	10.8
Cassell	22-0	478	63-160	.394	17-45	.378	64-74	.865	19-40-59	2.7	93	4.2	62-1	21	47	5	207	9.4
Elie	23-0	382	42-106	.396	10-32	.313	40-47	.851	9-31-40	1.7	38	1.7	30-0	8	21	3	134	5.8
Herrera	16-0	248	31-58	.534	0-0	—	13-16	.813	14-31-45	2.8	3	0.2	37-1	5	7	3	75	4.7
Brooks	5-0	23	5-6	.833	1-1	1.000	0-1	.000	1-1-2	0.4	3	0.6	3-0	0	0	0	11	2.2
Cureton	10-0	100	8-10	.800	0-0	—	2-2	1.000	6-23-29	2.9	2	0.2	20-0	1	3	2	18	1.8
Bullard	10-0	55	4-19	.211	2-10	.200	6-8	.750	2-8-10	1.0	0	0.0	6-0	1	0	2	16	1.6
Jent	11-0	62	5-20	.250	3-13	.231	0-0	—	1-8-9	0.8	7	0.6	7-0	2	3	0	13	1.2
ROCKETS	23	5545	838-1816	.461	149-410	.363	409-533	.767	232-720-952	41.4	570	24.8	496-5	168	331	143	2234	97.1
OPPONENTS	23	5545	815-1932	.422	111-334	.332	421-566	.744	335-678-1013	44.0	22.2	510	488-3	176	281	112	2162	94.0

Year-by-Year Playoff Statistics

1995 (15-7)

Player	G-S	Min	FGM-A	Pct.	3PM-A	Pct.	FTM-A	Pct.	Rebounds		Avg.	A	Avg.	PF-D	S	TO	B	TP	Avg.
									O-D-Tot										
Olajuwon	22-22	929	306-576	.531	2-4	.500	111-163	.681	44-183-227	10.3	98	4.5	95-0	26	69	62	725	33.0	
Drexler	22-22	849	155-322	.481	30-99	.303	110-140	.786	45-109-154	7.0	111	5.0	68-1	33	45	15	450	20.5	
Horry	22-22	841	93-209	.445	44-110	.400	58-78	.744	40-115-155	7.0	76	3.5	69-2	32	25	26	288	13.1	
Cassell	22-0	485	74-169	.438	24-60	.400	71-85	.835	8-34-42	1.9	89	4.0	66-1	21	33	2	243	11.0	
Smith	22-22	652	78-178	.438	46-104	.442	36-40	.900	7-42-49	2.2	99	4.5	46-0	14	31	3	238	10.8	
Elie	22-6	635	69-137	.504	28-65	.431	35-44	.795	19-43-62	2.8	54	2.5	55-0	21	21	1	201	9.1	
Chilcutt	20-15	323	31-64	.484	14-36	.389	14-17	.824	15-43-58	2.9	18	0.9	39-0	7	11	4	90	4.5	
Brown	21-1	326	34-76	.447	1-2	.500	25-37	.676	20-45-65	3.1	7	0.3	46-2	9	12	2	94	4.5	
Maxwell	1-0	16	1-7	.143	0-2	.000	1-1	1.000	0-3-3	3.0	1	1.0	1-0	0	1	0	3	3.0	
Herrera	1-0	6	1-1	1.000	0-0	—	0-0	—	0-0-0	0.0	1	1.0	0-0	0	0	0	2	2.0	
Tabak	8-0	31	2-5	.400	0-0	—	2-2	1.000	1-0-1	0.1	1	0.1	5-0	1	2	3	6	0.8	
Jones	19-0	237	5-13	.385	0-1	.000	4-12	.333	12-32-44	2.3	0	0.0	55-0	4	5	10	14	0.7	
ROCKETS	22	5330	849-1757	.483	189-483	.391	467-619	.754	211-649-860	39.1	555	25.2	545-6	168	264	128	2354	107.0	
OPPONENTS	22	5330	836-1789	.467	136-388	.351	485-653	.743	277-686-963	43.8	506	23.0	524-4	153	302	87	2293	104.2	

1996 (3-5)

Player	G-S	Min	FGM-A	Pct.	3PM-A	Pct.	FTM-A	Pct.	Rebounds		Avg.	A	Avg.	PF-D	S	TO	B	TP	Avg.
									O-D-Tot										
Olajuwon	8-8	329	75-147	.510	0-1	.000	29-40	.725	17-56-73	9.1	31	3.9	28-1	15	29	17	179	22.4	
Drexler	8-8	292	49-118	.415	9-34	.265	26-34	.765	15-47-62	7.8	40	5.0	22-0	21	20	4	133	16.6	
Horry	8-8	308	37-91	.407	21-53	.396	10-23	.435	15-42-57	7.1	24	3.0	29-1	21	15	13	105	13.1	
Cassell	8-0	206	26-81	.321	8-29	.276	23-29	.793	1-16-17	2.1	34	4.3	20-0	6	18	1	83	10.4	
Elie	8-0	233	29-66	.439	9-24	.375	11-12	.917	6-16-22	2.8	14	1.8	17-0	7	5	3	78	9.8	
Smith	8-8	191	23-53	.434	12-31	.387	13-13	1.000	4-8-12	1.5	38	4.8	14-0	5	8	0	71	8.9	
Brown	8-8	168	25-45	.556	0-0	—	15-18	.833	6-18-24	3.0	5	0.6	17-0	3	4	0	65	8.1	
Bryant	8-0	145	21-35	.600	0-0	—	12-15	.800	7-20-27	3.4	4	0.5	21-0	1	3	2	54	6.8	
Chilcutt	1-0	10	1-4	.250	0-1	.000	0-2	.000	2-1-3	3.0	0	0.0	0-0	0	1	0	2	2.0	
Mack	6-0	47	5-15	.333	2-9	.222	0-3	.000	0-9-9	1.5	1	0.2	1-0	1	2	0	12	2.0	
Jones	3-0	8	0-1	.000	0-0	—	0-0	—	0-1-1	0.3	0	0.0	0-0	0	0	0	0	0.0	
Recasner	1-0	8	0-3	.000	0-1	.000	0-0	—	0-1-1	1.0	2	2.0	0-0	0	1	0	0	0.0	
ROCKETS	8	1945	291-659	.442	61-183	.333	139-189	.735	73-235-308	38.5	193	24.1	169-2	80	110	40	782	97.8	
OPPONENTS	8	1945	302-649	.465	73-181	.403	144-194	.742	87-274-361	45.1	195	24.4	166-2	64	127	39	821	102.6	

1997 (9-7)

Player	G-S	Min	FGM-A	Pct.	3PM-A	Pct.	FTM-A	Pct.	Rebounds		Avg.	A	Avg.	PF-D	S	TO	B	TP	Avg.
									O-D-Tot										
Olajuwon	16-16	629	147-249	.590	0-3	.000	76-104	.731	46-128-174	10.9	54	3.4	61-0	33	46	41	370	23.1	
Drexler	16-16	623	105-241	.436	38-102	.373	42-54	.778	25-64-89	5.6	77	4.8	52-0	26	36	7	290	18.1	
Barkley	16-16	605	86-198	.434	11-38	.289	103-134	.769	64-128-192	12.0	54	3.4	52-1	19	43	7	286	17.9	
Elie	16-16	598	54-116	.466	24-60	.400	52-62	.839	19-37-56	3.5	61	3.8	52-3	14	30	4	184	11.5	
Maloney	16-16	526	61-153	.399	43-108	.398	14-21	.667	1-18-19	1.2	50	3.1	31-0	10	38	3	179	11.2	
Johnson	16-0	284	48-117	.410	14-47	.298	23-24	.958	15-21-36	2.3	10	0.6	17-0	5	7	0	133	8.3	
Willis	16-0	295	38-95	.400	0-1	.000	26-38	.684	22-53-75	4.7	11	0.7	47-0	9	22	4	102	6.4	
Threalt	16-0	266	22-56	.393	9-30	.300	6-8	.750	2-15-17	1.1	48	3.0	35-0	6	12	4	59	3.7	
Bullard	2-0	7	2-2	1.000	2-2	1.000	0-0	—	1-1-2	1.0	0	0.0	1-0	0	0	0	6	3.0	
Livingston	2-0	15	1-4	.250	1-1	1.000	0-0	—	0-0-0	0.0	4	2.0	1-0	1	1	0	3	1.5	
Harrington	7-0	15	1-2	.500	0-0	—	7-10	.700	1-3-4	0.6	0	0.0	1-0	0	2	0	9	1.3	
Jones	1-0	2	0-0	—	0-0	—	0-0	—	0-0-0	0.0	1	1.0	0-0	0	0	0	0	0.0	
ROCKETS	16	3865	565-1233	.458	142-392	.362	349-455	.767	196-468-664	41.5	370	23.1	350-4	123	243	70	1621	101.3	
OPPONENTS	16	3865	584-1304	.448	92-256	.359	332-409	.812	212-433-645	40.3	358	22.4	378-6	141	198	67	1592	99.5	

1998 (2-3)

Player	G-S	Min	FGM-A	Pct.	3PM-A	Pct.	FTM-A	Pct.	Rebounds		Avg.	A	Avg.	PF-D	S	TO	B	TP	Avg.
									O-D-Tot										
Olajuwon	5-5	190	39-99	.394	0-1	.000	24-33	.727	9-45-54	10.8	12	2.4	18-0	5	13	16	102	20.4	
Drexler	5-5	182	21-68	.309	5-26	.192	28-37	.757	9-18-27	5.4	23	4.6	15-0	8	13	3	75	15.0	
Willis	5-5	168	22-55	.400	0-1	.000	12-16	.750	18-35-53	10.6	5	1.0	21-0	8	12	3	56	11.2	
Barkley	4-0	87	12-23	.522	0-2	.000	12-21	.571	5-16-21	5.3	4	1.0	12-1	5	6	0	36	9.0	
Elie	5-1	133	12-27	.444	3-9	.333	6-9	.667	3-10-13	2.6	6	1.2	10-0	2	5	0	33	6.6	
Maloney	5-5	165	10-30	.333	5-20	.250	8-9	.889	0-8-8	1.6	18	3.6	11-0	2	4	2	33	6.6	
Johnson	5-0	89	9-27	.333	3-10	.300	7-8	.875	4-4-8	1.6	1	0.2	10-0	0	3	0	28	5.6	
Harrington	3-0	23	6-12	.500	0-1	.000	4-5	.800	3-4-7	2.3	0	0.0	1-0	0	0	1	16	5.3	
Price	5-0	75	6-15	.400	5-13	.385	2-3	.667	1-8-9	1.8	6	1.2	12-1	4	6	0	19	3.8	
Bullard	5-4	70	6-18	.333	3-10	.300	2-2	1.000	3-5-8	1.6	5	1.0	5-0	1	0	0	17	3.4	
Rhodes	3-0	7	2-3	.667	0-0	—	2-4	.500	0-1-1	0.3	0	0.0	0-0	1	1	0	6	2.0	
Jones	4-0	11	0-0	—	0-0	—	2-2	1.000	1-2-3	0.8	1	0.3	4-0	0	0	0	2	0.5	
ROCKETS	5	1200	145-377	.385	24-93	.258	109-149	.732	56-156-212	42.4	81	16.2	119-2	36	65	25	423	84.6	
OPPONENTS	5	1200	168-368	.457	17-45	.378	104-150	.693	48-171-219	43.8	106	21.2	119-0	39	68	29	457	91.4	

Year-by-Year Playoff Statistics

1999 (1-3)

Player	G-S	Min	FGM-A	Pct.	3PM-A	Pct.	Rebounds		Avg.	A	Avg.	PF-D	S	TO	B	TP	Avg.	
							FTM-A	Pct.										O-D-Tot
Barkley	4-4	157	36-68	.529	2-7	.286	20-30	.667	13-42-55	13.8	15	3.8	12-0	6	8	2	94	23.5
Pippen	4-4	172	23-70	.329	6-22	.273	21-26	.808	20-27-47	11.8	22	5.5	12-0	7	13	3	73	18.3
Olajuwon	4-4	123	23-54	.426	0-0	—	7-8	.875	5-24-29	7.3	2	0.5	18-0	5	5	3	53	13.3
Mack	4-0	123	13-38	.342	10-26	.385	14-17	.824	1-8-9	2.3	7	1.8	11-0	4	5	0	50	12.5
Price	4-0	98	11-24	.458	5-14	.357	6-6	1.000	3-5-8	2.0	14	3.5	5-0	4	6	1	33	8.3
Mobley	4-4	94	7-15	.467	4-7	.571	10-11	.909	0-4-4	1.0	11	2.8	11-0	2	5	0	28	7.0
Harrington	4-0	42	9-14	.643	0-0	—	4-6	.667	5-9-14	3.5	1	0.3	2-0	0	3	1	22	5.5
Dickerson	4-4	82	6-22	.273	3-8	.375	2-4	.500	2-2-4	1.0	3	0.8	8-0	2	2	3	17	4.3
Bullard	2-0	8	2-2	1.000	1-1	1.000	2-2	1.000	0-0-0	0.0	1	0.5	0-0	0	0	0	7	3.5
Carr	4-0	37	4-11	.364	0-0	—	0-0	—	3-4-7	1.8	4	1.0	19-1	0	4	1	8	2.0
Drew	1-0	4	1-1	1.000	0-0	—	0-2	.000	1-2-3	3.0	2	2.0	1-0	0	0	0	2	2.0
Roberts	3-0	20	0-6	.000	0-0	—	1-2	.500	0-3-3	1.0	0	0.0	5-0	0	0	4	1	0.3
ROCKETS	4	960	135-325	.415	31-85	.365	87-114	.763	53-130-183	45.8	82	20.5	104-1	30	53	18	388	97.0
OPPONENTS	4	960	151-322	.469	25-66	.379	70-110	.636	44-119-163	40.8	93	23.3	87-1	20	52	34	397	99.3

2004 (1-4)

Player	G-S	Min	FGM-A	Pct.	3PM-A	Pct.	Rebounds										S	TO	B	TP	Avg.
							FTM-A	Pct.	O-D-Tot	Avg.	A	Avg.	PF-D								
Francis	5-5	222	30-70	.429	7-17	.412	29-40	.725	6-36-42	8.4	38	7.6	18-1	7	21	1	96	19.2			
Yao	5-5	185	31-68	.456	0-0	—	13-17	.765	11-26-37	7.4	9	1.8	20-2	2	13	7	75	15.0			
J. Jackson	5-5	221	29-73	.397	8-29	.276	8-12	.667	3-49-52	10.4	10	2.0	9-0	5	9	1	74	14.8			
Mobley	5-5	210	29-75	.387	6-21	.286	8-10	.800	5-19-24	4.8	14	2.8	14-0	3	18	3	72	14.4			
Taylor	5-0	115	18-38	.474	0-0	—	13-17	.765	5-11-16	3.2	5	1.0	20-0	0	7	1	49	9.8			
Cato	5-5	148	13-22	.591	0-0	—	3-7	.429	14-20-34	6.8	2	0.4	18-1	5	5	4	29	5.8			
Weatherspoon	2-0	22	2-5	.400	0-0	—	3-6	.500	2-2-4	2.0	0	0.0	3-0	0	0	0	7	3.5			
Nachbar	5-0	41	4-9	.444	1-3	.333	5-5	1.000	1-5-6	1.2	2	0.4	9-0	1	2	0	14	2.8			
Padgett	4-0	14	2-5	.400	1-3	.333	0-0	—	1-2-3	0.8	0	0.0	1-0	1	1	1	5	1.3			
M. Jackson	5-0	38	1-6	.167	0-3	.000	0-0	—	0-3-3	0.6	5	1.0	1-0	2	2	0	2	0.4			
Piatkowski	1-0	4	0-1	.000	0-0	—	0-0	—	0-1-1	1.0	0	0.0	1-0	0	0	0	0	0.0			
Wilks	2-0	5	0-0	—	0-0	—	0-0	—	0-0-0	0.0	1	0.5	0-0	0	1	0	0	0.0			
ROCKETS	5	1225	159-372	.427	23-76	.303	82-114	.719	48-174-222	44.4	86	17.2	114-4	26	84	18	423	84.6			
OPPONENTS	5	1225	169-394	.429	23-67	.343	89-140	.636	50-152-202	40.4	122	24.4	108-0	50	52	20	450	90.0			

2005 (3-4)

Player	G-S	Min	FGM-A	Pct.	3PM-A	Pct.	Rebounds		Avg.	A	Avg.	PF-D	S	TO	B	TP	Avg.	
							FTM-A	Pct.										
McGrady	7-7	301	78-171	.456	17-46	.370	42-51	.824	12-40-52	7.4	47	6.7	20-0	11	26	10	215	30.7
Yao	7-7	220	55-84	.655	0-0	—	40-55	.727	23-31-54	7.7	5	0.7	31-1	2	19	19	150	21.4
James	7-0	171	29-62	.468	0-9	.000	23-24	.958	2-11-13	1.9	16	2.3	17-0	6	10	2	81	11.6
Barry	7-0	183	21-48	.438	11-23	.478	7-8	.875	1-28-29	4.1	9	1.3	13-0	5	6	0	60	8.6
Wesley	7-7	280	19-54	.352	10-21	.476	9-13	.692	4-17-21	3.0	23	3.3	20-0	9	9	1	57	8.1
Sura	7-7	182	20-46	.435	7-13	.538	8-12	.667	6-21-27	3.9	14	2.0	15-0	7	11	0	55	7.9
Padgett	7-4	109	9-24	.375	5-12	.417	2-2	1.000	9-10-19	2.7	4	0.6	18-0	3	3	2	25	3.6
Mutombo	7-0	101	6-11	.545	0-0	—	10-13	.769	11-24-35	5.0	2	0.3	15-0	2	7	7	22	3.1
Bowen	7-3	125	8-25	.320	0-0	—	2-3	.667	7-7-14	2.0	6	0.9	23-2	6	6	0	18	2.6
Norris	2-0	7	0-1	.000	0-0	—	0-0	—	0-0-0	0.0	0	0.0	0-0	0	0	0	0	0.0
Weatherspoon	1-0	1	0-0	—	0-0	—	0-0	—	0-0-0	0.0	0	0.0	1-0	0	0	0	0	0.0
ROCKETS	7	1680	245-526	.466	50-124	.403	143-181	.790	75-189-264	37.7	126	18.0	173-3	51	100	41	683	97.6
OPPONENTS	7	1680	240-535	.449	53-122	.434	169-211	.801	94-195-289	41.3	120	17.1	160-5	49	93	34	702	100.3

2007 (3-4)

Player	G-S	Min	FGM-A	Pct.	3PM-A	Pct.	Rebounds		Avg.	A	Avg.	PF-D	S	TO	B	TP	Avg.	
							FTM-A	Pct.										
McGrady	7-7	280	63-160	.394	9-36	.250	42-57	.737	5-36-41	5.9	51	7.3	12-0	5	21	6	177	25.3
Yao	7-7	260	55-125	.440	0-0	—	66-75	.880	23-49-72	10.3	6	0.9	27-0	1	33	5	176	25.1
Alston	7-7	309	25-74	.338	16-50	.320	10-13	.769	6-42-48	6.9	35	5.0	23-0	13	17	3	76	10.9
Battier	7-7	272	23-51	.451	19-43	.442	7-8	.875	3-15-18	2.6	15	2.1	20-0	12	8	7	72	10.3
Howard	7-0	157	14-35	.400	0-0	—	7-11	.636	10-21-31	4.4	7	1.0	10-0	5	4	0	35	5.0
Head	7-0	141	11-36	.306	6-23	.261	4-8	.500	2-17-19	2.7	8	1.1	16-1	3	7	2	32	4.6
Spanoulis	1-0	3	1-2	.500	0-0	—	2-2	1.000	0-1-1	1.0	1	1.0	0-0	0	0	0	4	4.0
Hayes	7-7	197	12-17	.706	0-1	.000	2-5	.400	14-31-45	6.4	3	0.4	22-0	9	7	3	26	3.7
Tsakalidis	1-0	3	0-0	—	0-0	—	2-2	1.000	1-3-4	4.0	0	0.0	0-0	0	0	0	2	2.0
Mutombo	7-0	40	3-3	1.000	0-0	—	3-3	1.000	5-6-11	1.6	1	0.1	5-0	0	0	3	9	1.3
Snyder	3-0	9	1-3	.333	0-2	.000	0-0	—	0-1-1	0.3	0	0.0	0-0	0	1	0	2	0.7
Lucas	2-0	8	0-1	.000	0-1	.000	0-0	—	0-0-0	0.0	0	0.0	0-0	1	2	0	0	0.0
ROCKETS	7	1680	208-507	.410	50-156	.321	145-184	.788	69-222-291	41.6	127	18.1	135-1	49	104	29	611	87.3
OPPONENTS	7	1680	249-561	.444	26-87	.299	109-146	.747	74-215-289	41.3	160	22.9	160-3	49	84	34	633	90.4

Year-by-Year Playoff Statistics

2008 (2-4)

Player	G-S	Min	FGM-A	Pct.	3PM-A	Pct.	FTM-A	Pct.	Rebounds		Avg.	A	Avg.	PF-D	S	TO	B	TP	Avg.
									O-D-Tot										
McGrady	6-6	247	62-146	.425	5-24	.208	33-53	.623	7-42-49	8.2	41	6.8	8-0	9	18	5	162	27.0	
Alston	4-4	126	21-48	.438	11-25	.440	4-5	.800	2-4-6	1.5	18	4.5	7-0	4	6	0	57	14.3	
Scola	6-6	220	30-67	.448	0-1	.000	24-35	.686	24-32-56	9.3	8	1.3	30-2	4	12	1	84	14.0	
Battier	6-6	246	20-45	.444	12-25	.480	8-11	.727	7-16-23	3.8	3	0.5	19-0	6	8	5	60	10.0	
Jackson	6-2	138	20-70	.286	5-24	.208	7-11	.636	2-8-10	1.7	9	1.5	11-0	5	4	0	52	8.7	
Landry	6-0	106	11-26	.423	0-0	—	12-16	.750	15-13-28	4.7	0	0.0	8-0	7	2	3	34	5.7	
Brooks	6-0	50	8-25	.320	0-10	.000	9-11	.818	0-6-6	1.0	3	0.5	11-0	0	3	0	25	4.2	
Mutombo	6-6	123	8-13	.615	0-0	—	7-11	.636	10-29-39	6.5	2	0.3	10-0	1	1	11	23	3.8	
Novak	3-0	21	3-4	.750	2-3	.667	0-0	—	1-1-2	0.7	0	0.0	2-0	0	0	1	8	2.7	
Hayes	6-0	108	7-11	.636	0-2	.000	0-0	—	7-21-28	4.7	5	0.8	18-0	3	4	6	14	2.3	
Woods	1-0	1	1-1	1.000	0-0	—	0-0	—	1-0-1	1.0	0	0.0	0-0	0	0	0	2	2.0	
Harris	3-0	9	1-2	.500	0-0	—	1-2	.500	1-1-2	0.7	0	0.0	0-0	0	0	0	3	1.0	
Head	5-0	44	1-14	.071	0-6	.000	2-2	1.000	1-1-2	0.4	4	0.8	3-0	2	4	1	4	0.8	
ROCKETS	6	1440	193-472	.409	35-120	.292	107-157	.682	78-174-252	42.0	93	15.5	127-2	41	65	33	528	88.0	
OPPONENTS	6	1440	203-454	.447	32-89	.360	105-152	.691	77-184-261	43.5	111	18.5	131-0	33	74	37	543	90.5	

2009 (7-6)

Player	G-S	Min	FGM-A	Pct.	3PM-A	Pct.	FTM-A	Pct.	Rebounds		Avg.	A	Avg.	PF-D	S	TO	B	TP	Avg.
									O-D-Tot										
Yao	9-9	323	54-99	.545	0-0	—	46-51	.902	19-79-98	10.9	9	1.0	27-0	4	17	11	154	17.1	
Brooks	13-13	444	77-170	.453	27-64	.422	37-46	.804	4-30-34	2.6	44	3.4	29-0	5	29	3	218	16.8	
Artest	13-13	488	80-203	.394	23-83	.277	20-28	.714	12-44-56	4.3	54	4.2	27-0	14	32	3	203	15.6	
Scola	13-13	424	77-156	.494	0-0	—	33-49	.673	28-81-109	8.4	23	1.8	45-0	7	22	3	187	14.4	
Wafer	13-0	181	39-92	.424	9-22	.409	19-22	.864	0-12-12	0.9	9	0.7	11-0	2	11	1	106	8.2	
Battier	13-13	496	33-81	.407	17-54	.315	22-23	.957	21-43-64	4.9	31	2.4	33-0	14	15	9	105	8.1	
Landry	13-0	240	39-70	.557	0-2	.000	19-33	.576	16-35-51	3.9	3	0.2	27-0	4	14	5	97	7.5	
Lowry	13-0	254	21-63	.333	4-16	.250	23-31	.742	8-30-38	2.9	32	2.5	23-0	12	17	1	69	5.3	
Barry	4-0	35	5-10	.500	3-8	.375	0-0	—	0-4-4	1.0	3	0.8	3-0	2	4	0	13	3.3	
Cook	6-0	32	4-15	.267	2-9	.222	0-0	—	3-9-12	2.0	3	0.5	4-0	2	4	1	10	1.7	
Hayes	13-4	173	10-21	.476	0-2	.000	0-0	—	13-26-39	3.0	10	0.8	27-0	13	4	2	20	1.5	
White	5-0	12	3-9	.333	1-2	.500	0-0	—	1-0-1	0.2	0	0.0	0-0	0	1	0	7	1.4	
Mutombo	2-0	20	0-0	—	0-0	—	0-2	.000	1-8-9	4.5	0	0.0	5-0	1	0	2	0	0.0	
ROCKETS	13	3120	442-989	.447	86-262	.328	219-285	.768	126-401-527	40.5	221	17.0	261-0	80	185	41	1189	91.5	
OPPONENTS	13	3120	459-1020	.450	76-209	.364	214-288	.743	143-383-526	40.5	207	15.9	278-3	101	151	92	1208	92.9	

2013 (2-4)

Player	G-S	Min	FGM-A	Pct.	3PM-A	Pct.	Rebounds		Avg.	A	Avg.	PF-D	S	TO	B	TP	Avg.	
							FTM-A	Pct.										O-D-Tot
Harden	6-6	243	45-115	.391	15-44	.341	53-66	803	6.7	27	4.5	18-0	12	27	6	158	26.3	
Parsons	6-6	238	42-93	.452	16-40	.400	9-14	643	6.5	22	3.7	19-0	1	18	2	109	18.2	
Asik	6-6	208	22-39	.564	0-0	—	30-47	638	21-46-67	11.2	3	0.5	22-0	3	12	10	74	12.3
Beverley	6-5	200	28-65	.431	8-24	.333	7-7	1.000	11-22-33	5.5	17	2.8	24-0	7	6	4	71	11.8
Garcia	6-3	164	22-50	.440	17-37	.459	3-5	.600	3-17-20	3.3	9	1.5	21-0	4	4	5	64	10.7
Delfino	5-0	120	15-40	.375	11-31	.355	4-4	1.000	1-11-12	2.4	10	2.0	10-0	3	5	1	45	9.0
Brooks	6-0	67	13-34	.382	1-9	.111	3-5	.600	3-6-9	1.5	11	1.8	3-0	1	6	1	30	5.0
Motiejunas	1-0	5	2-2	1.000	0-0	—	1-1	1.000	1-0-1	1.0	0	0.0	0-0	0	0	0	5	5.0
Jones	2-0	35	4-10	.400	0-2	.000	0-3	.000	5-10-15	7.5	1	0.5	2-0	0	1	1	8	4.0
Lin	4-3	84	6-24	.250	2-12	.167	2-2	1.000	0-8-8	2.0	8	2.0	9-0	2	8	1	16	4.0
Smith	5-1	59	6-9	.667	0-0	—	6-12	.500	7-6-13	2.6	0	0.0	9-0	2	4	2	18	3.6
Anderson	2-0	18	1-5	.200	0-3	.000	0-0	—	1-3-4	2.0	0	0.0	2-0	0	0	0	2	1.0
ROCKETS	6	1440	206-486	.424	70-202	.347	118-166	.711	65-196-261	43.5	108	18.0	139-0	35	95	33	600	100.0
OPPONENTS	6	1440	223-496	.450	61-170	.359	128-151	.848	58-197-255	42.5	121	20.2	148-0	47	77	44	635	105.8

2014 (2-4)

Player	G-S	Min	FGM-A	Pct.	3PM-A	Pct.	FTM-A	Pct.	Rebounds		Avg.	A	Avg.	PF-D	S	TO	B	TP	Avg.
									O-D-Tot										
Harden	6-6	263:28.00	50-133	0.376	16-54	.296	45-50	.900	5-23-28	4.7	35	5.8	21-1	12	21	1	161	26.8	
Howard	6-6	231:19.00	58-106	0.547	0-0	—	40-64	.625	27-55-82	13.7	11	1.8	25-1	4	19	17	156	26.0	
Parsons	6-6	250:19.00	46-105	0.438	13-36	.361	11-15	.733	6-35-41	6.8	14	2.3	19-1	4	5	2	116	19.3	
Lin	6-0	176:42.00	25-61	0.41	5-23	.217	13-16	.813	7-15-22	3.7	26	4.3	15-0	3	13	1	68	11.3	
Beverley	6-6	202:20.00	19-50	0.38	7-22	.318	7-10	.700	13-12-25	4.2	11	1.8	21-1	3	4	2	52	8.7	
Daniels	4-0	67:38.00	9-17	0.529	8-15	.533	5-5	1.000	3-6-9	2.3	1	0.2	10-0	2	2	0	31	7.8	
Jones	6-6	213:04.00	20-39	0.513	0-1	.000	6-12	.500	17-20-37	6.2	8	1.3	13-0	5	2	3	46	7.7	
Asik	6-6	162:42.00	16-33	0.485	0-0	—	3-3	1.00	21-28-49	8.2	4	0.7	29-2	3	11	4	35	5.8	
Garcia	2-0	22:26	2-6	0.333	0-3	.000	3-4	.750	1-1-2	1	0	0.0	3-0	0	0	0	7	3.5	
ROCKETS	6	1440	245-550	.445	49-154	.318	133-179	.743	100-195-367	61.2	110	18.3	156-6	36	83	30	672	112.0	
OPPONENTS	6	1440	239-527	.454	56-154	.364	136-169	.805	73-183-305	50.8	111	18.5	149-4	44	71	55	670	111.7	

Year-by-Year Playoff Statistics

249 Games — Overall Record: 120-129

Rockets

Year	G	FGM-A	Pct.	3FGM-A	Pct.	FTM-A	Pct.	Rebounds			Avg.	AST	Avg.	PF-D	ST	TO	BL	TP	Avg.
								Off	Def	Tot									
1969	6	247-531	.463	—	—	145-212	.684	—	—	296	49.3	113	18.8	154-1	—	—	—	637	106.2
1975	8	346-714	.485	—	—	176-220	.800	105	227	332	41.5	211	26.4	295-3	65	146	29	868	108.5
1977	12	549-1111	.494	—	—	209-283	.739	200	356	556	46.3	280	23.3	305-6	94	224	41	1307	108.9
1979	2	72-187	.385	—	—	53-86	.603	51	50	101	50.5	36	18.0	52-1	17	37	20	197	98.5
1980	7	288-608	.474	7-33	.212	132-164	.805	102	197	299	42.7	176	25.1	172-2	44	121	33	715	102.1
1981	21	819-1796	.456	8-32	.250	413-550	.751	309	547	856	40.8	474	22.6	466-4	174	296	113	2059	98.0
1982	3	107-271	.395	0-9	.000	47-61	.770	56	81	137	45.7	58	19.3	66-0	16	28	17	261	87.0
1985	5	214-495	.432	3-22	.136	89-157	.567	110	174	284	56.8	105	21.0	147-3	44	80	34	520	104.0
1986	20	894-1845	.485	13-50	.260	425-594	.715	337	609	946	47.3	568	28.5	462-6	172	303	149	2226	111.3
1987	10	411-833	.493	8-43	.186	267-346	.772	141	294	435	43.5	252	25.2	258-6	62	181	72	1097	109.7
1988	4	156-345	.452	9-25	.360	97-118	.822	64	112	176	44.0	79	19.8	90-1	32	59	17	418	104.5
1989	4	160-339	.472	11-29	.379	95-130	.731	51	106	157	39.3	97	24.3	100-1	37	66	21	426	106.5
1990	4	153-338	.453	11-40	.275	74-111	.667	61	95	156	39.0	91	22.8	87-0	36	58	26	391	97.8
1991	3	115-249	.462	12-39	.308	38-49	.776	36	86	122	40.7	73	24.3	72-0	21	47	13	280	93.3
1993	12	449-941	.477	64-171	.374	211-273	.773	136	362	498	41.5	298	24.8	237-3	101	212	86	1173	97.8
1994	23	838-1816	.461	149-410	.363	409-533	.767	232	720	952	41.4	570	24.8	496-5	168	331	143	2234	97.1
1995	22	849-1757	.483	189-483	.391	467-619	.754	211	649	860	39.1	555	25.2	545-6	168	264	128	2354	107.0
1996	8	291-659	.442	61-183	.333	139-189	.735	73	235	308	38.5	193	24.1	169-2	80	110	40	782	97.8
1997	16	565-1233	.458	142-392	.362	349-455	.767	196	468	664	41.5	370	23.1	350-4	123	243	70	1621	101.3
1998	5	145-377	.385	24-93	.258	109-149	.732	56	156	212	42.4	81	16.2	119-2	36	65	25	423	84.6
1999	4	135-325	.415	31-85	.365	87-114	.763	53	130	183	45.8	82	20.5	104-1	30	53	18	388	97.0
2004	5	159-372	.427	23-76	.303	82-114	.719	48	174	222	44.4	86	17.2	114-4	26	84	18	423	84.6
2005	7	245-526	.466	50-124	.403	143-181	.790	75	189	264	37.7	126	18.0	173-3	51	100	41	683	97.6
2007	7	208-507	.410	50-156	.321	145-184	.788	69	222	291	41.6	127	18.1	135-1	49	104	29	611	87.3
2008	6	193-472	.409	35-120	.292	107-157	.682	78	174	252	42.0	93	15.5	127-2	41	65	33	528	88.0
2009	13	442-989	.447	86-262	.328	219-285	.768	126	401	527	40.5	221	17.0	261-0	80	185	41	1189	91.5
2013	6	206-486	.424	70-202	.347	118-166	.711	65	196	261	43.5	108	18.0	139-0	35	95	33	600	100.0
2014	6	245-550	.445	49-154	.318	133-179	.743	100	195	367	61.2	110	18.3	156-6	36	83	30	672	112.0
Totals	249	9501-20672	.460	1105-3233	.342	4978-6659	.748	3141	7205	10714	43.0	5633	22.6	6160-73	1838	3640	1320	25083	100.7

Opponents

Year	G	FGM-A	Pct.	3FGM-A	Pct.	FTM-A	Pct.	Rebounds			Avg.	AST	Avg.	PF-D	ST	TO	BL	TP	Avg.
								Off	Def	Tot									
1969	6	254-585	.434	—	—	144-223	.646	—	—	323	53.8	112	18.7	162-1	—	—	—	652	108.7
1975	8	346-713	.485	—	—	171-208	.822	111	237	348	43.5	208	26.0	193-4	62	147	24	863	107.9
1977	12	536-1086	.494	—	—	233-338	.689	161	334	495	41.3	279	23.3	281-4	82	207	59	1305	108.8
1979	2	83-182	.456	—	—	43-59	.729	40	67	107	53.5	55	27.5	58-2	14	32	15	209	104.5
1980	7	305-613	.498	8-33	.242	145-178	.815	94	190	284	40.6	183	26.1	169-1	60	96	28	763	109.0
1981	21	835-1743	.479	9-54	.167	389-534	.728	293	616	909	43.3	508	24.2	490-9	148	341	117	2068	98.5
1982	3	113-263	.430	1-4	.250	49-68	.721	55	96	151	50.3	80	26.7	66-1	17	32	5	276	92.0
1985	5	80-418	.431	8-28	.286	153-188	.814	66	169	235	47.0	116	23.2	126-0	36	96	43	521	104.2
1986	20	842-1808	.466	38-124	.306	427-545	.783	301	571	872	43.6	534	26.7	480-3	175	329	101	2149	107.4
1987	10	414-915	.452	20-65	.308	233-307	.759	161	274	435	43.5	252	25.2	278-5	99	141	44	1081	108.1
1988	4	168-337	.499	6-23	.261	86-112	.768	56	115	171	42.8	99	24.8	92-1	36	62	24	428	107.0
1989	4	163-345	.472	9-38	.237	90-119	.756	62	116	178	44.5	98	24.5	105-1	35	66	35	425	106.3
1990	4	165-303	.545	12-37	.324	80-105	.762	38	115	153	38.3	105	26.3	80-0	33	66	27	422	105.5
1991	3	111-230	.483	12-35	.343	63-80	.788	28	82	110	36.7	72	24.0	55-0	22	42	19	297	99.0
1993	12	460-1047	.439	41-108	.380	194-278	.698	193	318	511	42.6	277	23.1	248-4	128	160	49	1155	96.3
1994	23	815-1932	.422	111-334	.332	421-566	.744	335	678	1013	44.0	510	22.2	488-3	176	281	112	2162	94.0
1995	22	836-1789	.467	136-388	.351	485-653	.743	277	686	963	43.8	506	23.0	524-4	153	302	87	2293	104.2
1996	8	302-649	.465	73-181	.403	144-194	.742	87	274	361	45.1	195	24.4	166-2	64	127	39	821	102.6
1997	16	584-1304	.448	92-256	.359	332-409	.812	212	433	645	40.3	358	22.4	378-6	141	198	67	1592	99.5
1998	5	168-368	.457	17-45	.378	104-150	.693	48	171	219	43.8	106	21.2	119-0	39	68	29	457	91.4
1999	4	151-322	.469	25-66	.379	70-110	.636	44	119	163	40.8	93	23.3	87-1	20	52	34	397	99.3
2004	5	169-394	.429	23-67	.343	89-140	.636	50	152	202	40.4	122	24.4	108-0	50	52	20	450	90.0
2005	7	240-535	.449	53-122	.434	169-211	.801	94	195	289	41.3	120	17.1	160-5	49	93	34	702	100.3
2007	7	249-561	.444	26-87	.299	109-146	.747	74	215	289	41.3	160	22.9	160-3	49	84	34	633	90.4
2008	6	203-454	.447	32-89	.360	105-152	.691	77	184	261	43.5	111	18.5	131-0	33	74	37	543	90.5
2009	13	459-1020	.450	76-209	.364	214-288	.743	143	383	526	40.5	207	15.9	278-3	101	151	92	1208	92.9
2013	6	223-496	.450	61-170	.359	128-151	.848	58	197	255	42.5	121	20.2	148-0	47	77	44	635	105.8
2014	6	239-527	.454	56-154	.364	136-169	.805	73	183	305	50.8	111	18.5	149-4	44	71	55	670	111.7
Totals	243	9513-20939	.454	945-2617	.361	5006-6681	.749	3231	7170	10733	43.3	5698	22.9	5779-67	1913	3447	1274	25177	101.1

Rockets All-Time Playoff Leaders

(Current Rockets Players Bolded)

Scoring Average (min. 20 games)

Player	G	Points	Avg.
1. Tracy McGrady	20	554	27.7
2. Hakeem Olajuwon	140	3,727	26.6
3. Moses Malone	45	1,089	24.2
4. Yao Ming	28	555	19.8
5. Ralph Sampson	35	691	19.7
6. Clyde Drexler	51	948	18.6
7. Calvin Murphy	51	945	18.5
8. Charles Barkley	24	416	17.3
9. Mike Newlin	22	325	14.8
10. Lewis Lloyd	25	367	14.7

FT Percentage (min. 15 made)

Player	FTM	FTA	Pct.
1. Winston Garland	17	17	1.000
2. Mike James	23	24	.958
3. Eddie Johnson	30	32	.938
4. Calvin Murphy	165	177	.932
5. Matt Bullard	16	18	.889
6. Shane Battier	37	42	.881
7. Von Wafer	19	22	.864
8. Allen Leavell	113	131	.863
9. Mike Dunleavy	43	50	.860
10. Cuttino Mobley	18	21	.857

FG Percentage (min. 50 made)

Player	FGM	FGA	Pct.
1. Otis Thorpe	257	429	.599
2. Dwight Howard	58	106	.547
3. Rodney McCray	196	368	.533
4. Hakeem Olajuwon	1,492	2,825	.528
5. Carl Landry	50	96	.521
6. Yao Ming	195	376	.519
7. Ralph Sampson	274	547	.501
8. Mike Newlin	135	270	.500
9. Mitchell Wiggins	105	212	.495
10. Chucky Brown	59	121	.488

3-Point Percentage (min. 10 made)

Player	3PM	3PA	Pct.
1. Jon Barry	11	23	.478
2. David Wesley	10	21	.476
3. Matt Bullard	23	51	.451
4. Kenny Smith	117	261	.448
5. Francisco Garcia	17	40	.425
6. Shane Battier	48	122	.393
7. Mario Elie	74	190	.389
8. Robert Horry	108	282	.383
9. Chandler Parsons	29	76	.382
10. Allen Leavell	13	34	.382

Games

1. Hakeem Olajuwon	140
2. Mario Elie	74
3. Robert Reid	72
4. Kenny Smith	68
5. Robert Horry	65
6. Allen Leavell	63
7. Sam Cassell	52
8. Clyde Drexler	51
9. Calvin Murphy	51
10. Otis Thorpe	46

Rebounds

1. Hakeem Olajuwon	1,602
2. Moses Malone	697
3. Robert Horry	415
4. Otis Thorpe	409
5. Ralph Sampson	386
6. Robert Reid	383
7. Clyde Drexler	332
8. Charles Barkley	268
9. Yao Ming	261
10. Rodney McCray	258

Blocks

1. Hakeem Olajuwon	468
2. Moses Malone	81
3. Robert Horry	75
4. Ralph Sampson	55
5. Yao Ming	42
6. Robert Reid	41
7. Rodney McCray	32
8. Billy Paultz	32
9. Clyde Drexler	29
10. Dikembe Mutombo	23

Minutes

1. Hakeem Olajuwon	5,663
2. Robert Reid	2,699
3. Robert Horry	2,301
4. Kenny Smith	2,043
5. Mario Elie	1,981
6. Moses Malone	1,962
7. Clyde Drexler	1,946
8. Otis Thorpe	1,705
9. Calvin Murphy	1,660
10. Rodney McCray	1,611

Steals

1. Hakeem Olajuwon	238
2. Robert Horry	106
3. Robert Reid	105
4. Clyde Drexler	88
5. Calvin Murphy	79
6. Allen Leavell	57
7. Kenny Smith	54
8. Mario Elie	52
9. Sam Cassell	48
10. Vernon Maxwell	38

FG Made

1. Hakeem Olajuwon	1,492
2. Robert Reid	427
3. Moses Malone	409
4. Calvin Murphy	388
5. Clyde Drexler	330
6. Robert Horry	275
7. Ralph Sampson	274
8. Kenny Smith	268
9. Otis Thorpe	257
10. Vernon Maxwell	219

Points

1. Hakeem Olajuwon	3,727
2. Moses Malone	1,089
3. Robert Reid	1,019
4. Clyde Drexler	948
5. Calvin Murphy	945
6. Robert Horry	785
7. Kenny Smith	780
8. Ralph Sampson	691
9. Mario Elie	630
10. Otis Thorpe	626

Assists

1. Hakeem Olajuwon	456
2. Robert Reid	333
3. Kenny Smith	305
4. Clyde Drexler	251
5. Robert Horry	220
6. Sam Cassell	216
7. Calvin Murphy	213
8. Allen Leavell	203
9. Rodney McCray	201
10. Mario Elie	173

FG Attempted

1. Hakeem Olajuwon	2,825
2. Robert Reid	974
3. Moses Malone	840
4. Calvin Murphy	817
5. Clyde Drexler	749
6. Robert Horry	627
7. Kenny Smith	586
8. Vernon Maxwell	575
9. Ralph Sampson	547
10. Tracy McGrady	477

Rockets All-Time Playoff Leaders

3-Pointers Made

1. Kenny Smith	117
2. Robert Horry	108
3. Clyde Drexler	82
4. Mario Elie	74
5. Vernon Maxwell	73
6. Sam Cassell	49
7. Shane Battier	48
8. Matt Maloney	48
9. Tracy McGrady	31
James Harden	31

3-Pointers Attempted

1. Robert Horry	282
2. Clyde Drexler	261
3. Kenny Smith	261
4. Vernon Maxwell	239
5. Mario Elie	190
6. Sam Cassell	134
7. Matt Maloney	128
8. Shane Battier	122
9. Tracy McGrady	106
10. James Harden	98

Free Throws Made

1. Hakeem Olajuwon	739
2. Moses Malone	271
3. Clyde Drexler	206
4. Calvin Murphy	165
5. Yao Ming	165
6. Sam Cassell	158
7. Robert Reid	157
8. Mario Elie	144
9. Ralph Sampson	140
10. Charles Barkley	135

Free Throws Attempted

1. Hakeem Olajuwon	1,028
2. Moses Malone	375
3. Clyde Drexler	265
4. Robert Reid	217
5. Ralph Sampson	198
6. Yao Ming	198
7. Sam Cassell	188
8. Charles Barkley	185
9. Robert Horry	179
10. Calvin Murphy	177

Best Playoff Series

(Current Rockets Players Bolded)

Scoring

Player	Series	G	Points	Avg.
Hakeem Olajuwon	Dallas, 1988	4	150	37.5
Hakeem Olajuwon	San Antonio, 1995	6	212	35.3
Hakeem Olajuwon	Utah, 1995	5	175	35.0
Hakeem Olajuwon	Portland, 1994	4	136	34.0
Hakeem Olajuwon	Orlando, 1995	4	131	32.8
Moses Malone	L.A. Lakers, 1981	3	94	31.6
Hakeem Olajuwon	L.A. Lakers, 1986	5	155	31.0
Hakeem Olajuwon	Seattle, 1987	6	183	30.5
Tracy McGrady	Dallas, 2005	7	215	30.7
Hakeem Olajuwon	L.A. Clippers, 1993	5	146	29.2

Field Goal Percentage

Player	Series	G	FGM-A	Pct.
Chuck Hayes	Utah, 2007	7	12-17	.706
Otis Thorpe	Seattle, 1993	5	44-67	.657
Yao Ming	Dallas, 2005	7	55-84	.655
Mark Bryant	L.A. Lakers, 1996	4	13-20	.650
Mario Elie	Orlando, 1995	4	24-37	.649
Otis Thorpe	Seattle, 1989	4	24-37	.649

Free Throw Percentage

Player	Series	G	FTM-A	Pct.
Calvin Murphy	San Antonio, 1981	7	23-23	1.000
Kenny Smith	Utah, 1995	5	18-18	1.000
Mike James	Dallas, 2005	7	23-24	.958
Calvin Murphy	L.A. Lakers, 1981	3	19-20	.950
Calvin Murphy	New York, 1975	3	16-17	.941

Rebounds

Player	Series	G	Reb.	Avg.
Moses Malone	Atlanta, 1979	2	41	20.5
Moses Malone	San Antonio, 1980	3	53	17.7
Moses Malone	Philadelphia, 1977	6	103	17.2
Hakeem Olajuwon	Dallas, 1988	4	67	16.8
Moses Malone	Washington, 1977	6	100	16.7

Assists

Player	Series	G	Ast.	Avg.
Sleepy Floyd	L.A. Lakers, 1990	4	41	10.3
Allen Leavell	Portland, 1987	4	39	9.8
Tom Henderson	San Antonio, 1980	3	28	9.3
Robert Reid	Boston, 1986	6	52	8.7
Rodney McCray	L.A. Lakers, 1986	5	41	8.2

Playoff 40-Point Club

(Current Rockets Players Bolded)

Rockets

Player	Date	Opponent	TP
Hakeem Olajuwon	May 14, 1987	at Seattle (2OT)	49
Hakeem Olajuwon	May 1, 1994	vs. Portland	46
Hakeem Olajuwon	April 27, 1995	at Utah	45
Hakeem Olajuwon	May 26, 1995	vs. San Antonio	43
Calvin Murphy	April 17, 1981	at San Antonio	42
Moses Malone	April 26, 1981	vs. Kansas City	42
Sleepy Floyd	April 30, 1988	at Dallas	42
Hakeem Olajuwon	May 30, 1995	at San Antonio	42
Moses Malone	April 10, 1981	vs. San Antonio	41
Hakeem Olajuwon	April 30, 1988	at Dallas	41
Hakeem Olajuwon	May 25, 1994	vs. Utah	41
Clyde Drexler	May 5, 1995	vs. Utah	41
Hakeem Olajuwon	May 24, 1995	at San Antonio	41
Calvin Murphy	April 29, 1977	vs. Washington	40
Hakeem Olajuwon	May 16, 1986	vs. L.A. Lakers	40

Hakeem Olajuwon	May 5, 1988	vs. Dallas	40
Hakeem Olajuwon	May 5, 1995	vs. Utah	40
Tracy McGrady	May 2, 2008	at Utah	40

Opponents

Player	Date	Opponent	TP
Kevin Johnson	May 20, 1995	at Phoenix	46
LaMarcus Aldridge	April 20, 2014	vs. Portland (OT)	46
George Gervin	April 4, 1980	at San Antonio	44
LaMarcus Aldridge	April 23, 2014	vs. Portland	43
Kevin Johnson	May 14, 1995	vs. Phoenix	43
Alex English	May 8, 1986	at Denver (2OT)	42
Brandon Roy	April 21, 2009	at Portland	42
Carlos Boozer	April 23, 2007	vs. Utah	41
Kevin Durant	April 27, 2013	vs. Oklahoma City	41
Kobe Bryant	May 6, 2009	at L.A. Lakers	40

Playoff Statistical Achievements

30 Points/20 Rebounds Club

Player	Opponent	Date	Pts.	Reb.
Elvin Hayes	vs. Atlanta	April 4, 1969	30	20
Moses Malone	vs. Washington	April 21, 1977	31	26
Moses Malone	vs. Philadelphia	May 11, 1977	30	25
Moses Malone	vs. San Antonio	April 6, 1980	37	20
Moses Malone	at L.A. Lakers	April 1, 1981	38	23
Moses Malone	vs. Kansas City	April 26, 1981	42	23
Hakeem Olajuwon	at Seattle (2OT)	May 14, 1987	49	25
Hakeem Olajuwon	at Dallas	April 30, 1988	41	26
Hakeem Olajuwon	vs. L.A. Clippers	May 8, 1993	31	21
Charles Barkley	vs. L.A. Lakers	May 13, 1999	30	23

30-30 Club

(Two Rockets scoring 30 points or more in the same game)

Player	Pts.	Player	Pts.	Opponent	Date
Calvin Murphy	35	Mike Newlin	31	vs. Boston	April 22, 1975
Moses Malone	37	Calvin Murphy	33	vs. San Antonio	April 6, 1980
Calvin Murphy	36	Moses Malone	34	at San Antonio	April 14, 1981
Hakeem Olajuwon	36	Ralph Sampson	33	vs. Denver	May 6, 1986
Sleepy Floyd	42	Hakeem Olajuwon	41	at Dallas	April 30, 1988
Kenny Smith	32	Clyde Drexler	30	at Utah	April 29, 1995
Clyde Drexler	41	Hakeem Olajuwon	40	vs. Utah	May 5, 1995
Hakeem Olajuwon	33	Clyde Drexler	31	at Utah	May 7, 1995
Hakeem Olajuwon	42	Sam Cassell	30	at San Antonio	May 30, 1995
Hakeem Olajuwon	34	Sam Cassell	31	at Orlando	June 9, 1995
Scottie Pippen	37	Charles Barkley	30	vs. L.A. Lakers	May 13, 1999

Triple-Double Club

Rockets: Ralph Sampson vs. Denver (May 6, 1986) 33 pts., 17 rebs., 10 asts.
Rodney McCray vs. Seattle (May 12, 1987) 24 pts., 10 rebs., 11 asts.
Hakeem Olajuwon vs. L.A. Lakers (April 29, 1990) 11 pts., 11 rebs., 10 blks.
Steve Francis vs. L.A. Lakers (April 19, 2004) 18 pts., 10 rebs., 12 asts.

Opponents: Larry Bird (Boston) June 1, 1986; 25 pts., 15 rebs., 11 asts.
Larry Bird (Boston) June 8, 1986; 29 pts., 11 rebs., 12 asts.
Earvin Johnson (L.A. Lakers) May 18, 1986; 20 pts., 12 rebs., 11 asts.

Rockets Playoff Team Records

Most Points Scored

Game:	141	at San Antonio	4/6/80
Half:	83	vs. San Antonio, 2nd	4/6/80
Quarter:	45	vs. San Antonio, 3rd	4/6/80

Fewest Points Scored

Game:	67	at Utah	4/26/07
Half:	25	at Utah, 2nd	4/26/07
Quarter:	8	vs. Phoenix, 4th	5/11/94

Largest Victory Margin

Game:	33	vs. Phoenix	5/13/95
	(118-85)		

Most Field Goals Made

Game:	58	vs. Washington	4/21/77
	58	vs. San Antonio	4/6/80

Fewest Field Goals Made

Game:	21	at Utah	4/26/07
-------	----	---------	---------

Most Field Goals Attempted

Game:	114	vs. Washington	4/21/77
-------	-----	----------------	---------

Fewest Field Goals Attempted

Game:	64	at Utah	4/26/07
-------	----	---------	---------

Highest Field Goal Percentage

Game:	.627	vs. L.A. Clippers	4/29/93
	(47-75)		

Lowest Field Goal Percentage

Game:	.304	vs. Boston	5/9/81
	(24-79)		

Most 3-Point Field Goals Made

Game:	19	at Utah	4/29/95
-------	----	---------	---------

Most 3-Point Field Goals Attempted

Game:	37	vs. Oklahoma City	4/27/13
-------	----	-------------------	---------

Highest 3-Point Field Goal Percentage

Game:	.679	at Utah	4/29/95
	(19-28)		

Most Free Throws Made

Game:	39	vs. Portland	4/28/87
-------	----	--------------	---------

Fewest Free Throws Made

Game:	3	vs. Washington	4/19/77
-------	---	----------------	---------

Most Free Throws Attempted

Game:	47	vs. Utah	5/5/95
-------	----	----------	--------

Fewest Free Throws Attempted

Game:	6	vs. Washington	4/19/77
-------	---	----------------	---------

Highest Free Throw Percentage


Game:	.955	vs. L.A. Lakers	4/5/81
	(21-22)		

Lowest Free Throw Percentage

Game:	.462	at Seattle	5/4/96
	(6-13)		

Most Rebounds

Game:	66	vs. Denver	5/6/86
-------	----	------------	--------



Most Offensive Rebounds

Game:	28	vs. Philadelphia	4/11/77
	28	vs. Boston	5/10/81

Most Defensive Rebounds

Game:	44	vs. Denver	5/6/86
-------	----	------------	--------

Most Assists

Game:	39	at L.A. Lakers	5/13/86
-------	----	----------------	---------

Fewest Assists

Game:	10	vs. Boston	5/9/81
	10	at Utah	5/2/08

Most Steals

Game:	17	at Kansas City	4/21/81
-------	----	----------------	---------

Most Blocked Shots

Game:	14	vs. L.A. Clippers	4/29/93
-------	----	-------------------	---------

Most Turnovers

Game:	25	at Portland	4/26/87
	25	vs. L.A. Clippers	5/8/93

Fewest Turnovers

Game:	5	vs. L.A. Lakers	4/30/96
-------	---	-----------------	---------

Opponents Playoff Team Records

Most Points Scored

Game:	138	vs. Boston	4/14/80
Half:	75	at Phoenix, 1st	5/9/95
Quarter:	43	at Dallas, 4th	4/28/88
	43	at Phoenix, 2nd	5/9/95

Fewest Points Scored

Game:	69	vs. Utah	4/29/08
Half:	31	at Utah, 1st	5/29/94
Quarter:	9	at L.A. Lakers, 3rd	4/17/04

Largest Victory Margin

Game:	40	at Dallas	5/7/05
	(116-76)		
	40	at L.A. Lakers	5/12/09
	(118-78)		

Most Field Goals Made

Game:	54	at Boston	4/24/75
	54	at Philadelphia	5/5/77

Fewest Field Goals Made

Game:	24	at Dallas	4/23/05
-------	----	-----------	---------

Most Field Goals Attempted

Game:	109	at Denver	5/8/86
-------	-----	-----------	--------

Fewest Field Goals Attempted

Game:	64	at Kansas City	4/21/81
-------	----	----------------	---------

Highest Field Goal Percentage

Game:	.633	vs. Boston	5/14/81
	(50-79)		

Lowest Field Goal Percentage

Game:	.329	at L.A. Lakers	4/17/04
	(25-76)		

Most 3-Point Field Goals Made

Game:	20	at Seattle	5/6/96
-------	----	------------	--------

Most 3-Point Field Goals Attempted

Game:	35	at Oklahoma City	4/24/13
-------	----	------------------	---------

Most Free Throws Made

Game:	39	at Utah	4/24/85
-------	----	---------	---------

Fewest Free Throws Made

Game:	5	vs. L.A. Clippers	5/8/93
-------	---	-------------------	--------

Most Free Throws Attempted

Game:	50	at Utah	4/24/85
-------	----	---------	---------

Fewest Free Throws Attempted

Game:	8	vs. L.A. Clippers	5/8/93
-------	---	-------------------	--------

Highest Free Throw Percentage

Game:	1.000	vs. Portland	4/26/09
	(17-17)		
	1.000	vs. Oklahoma City	5/3/13
	(16-16)		

Lowest Free Throw Percentage

Game:	.464	vs. Atlanta	4/1/69
	(13-28)		

Most Rebounds

Game:	66	at Phoenix	5/16/95
-------	----	------------	---------



Most Offensive Rebounds

Game:	27	vs. Utah	4/28/85
	27	vs. Sacramento	4/17/86

Most Defensive Rebounds

Game:	44	at Phoenix	5/16/95
-------	----	------------	---------

Most Assists

Game:	39	vs. L.A. Lakers	5/16/86
-------	----	-----------------	---------

Most Steals

Game:	16	at Portland	4/26/87
-------	----	-------------	---------

Most Blocked Shots

Game:	14	at San Antonio	4/8/81
	14	vs. Portland	4/30/14

Most Turnovers

Game:	26	at New York	4/10/75
	26	at Kansas City	4/21/81

Fewest Turnovers

Game:	5	vs. Minnesota	4/24/97
	5	vs. L.A. Lakers	4/23/04
	5	at Utah	5/2/08

Rockets Playoff Individual Records

(Current Rockets Players Bolded)

Points

Game:	49	Hakeem Olajuwon	at Seattle (2OT)	5/14/87
Half:	31	Vernon Maxwell	at Phoenix, 2nd	5/13/94
Quarter:	18	Hakeem Olajuwon	vs. Utah, 1st	5/5/95

Note: Twice in Houston Rockets history, two players have scored 40 or more points in the same playoff game ... Eric Floyd (42) and Hakeem Olajuwon (41) accomplished this feat at Dallas (4/30/88) ... Clyde Drexler (41) and Olajuwon (40) also did this vs. Utah (5/5/95) ... these were the second and third times in NBA Playoff history that two teammates scored 40 or more points in the same game ... Elgin Baylor (45) and Jerry West (41) did it with Los Angeles at Detroit (3/19/62) in Game Four of the Western Semifinals (Pistons won, 118-117).

Most Field Goals Made

Game:	20	Hakeem Olajuwon	at Utah	4/27/95
-------	----	-----------------	---------	---------

Most Field Goals Attempted

Game:	35	James Harden	at Portland	4/25/14
-------	----	---------------------	-------------	---------

Highest Field Goal Percentage

Game:	1,000 (9-9)	Yao Ming	at Portland	4/18/09
	.929 (13-14)	Yao Ming	at Dallas	4/25/05

Most 3-Point Field Goals Made

Game:	8	Matt Maloney	at Seattle	5/11/97
Consecutive:	7	James Harden	at Oklahoma City	5/1/13

Most 3-Point Field Goals Attempted

Game:	14	James Harden	vs. Portland (OT)	4/20/14
-------	----	---------------------	-------------------	---------

Most Free Throws Made

Game:	18	Moses Malone	at San Antonio	4/14/81
	18	Hakeem Olajuwon	vs. L.A. Clippers	5/1/93

Most Free Throws Attempted

Game:	20	Moses Malone	at San Antonio	4/14/81
	20	Hakeem Olajuwon	vs. L.A. Lakers	5/18/86
	20	Hakeem Olajuwon	vs. L.A. Clippers	5/1/93
	20	Hakeem Olajuwon	at Utah	5/7/95
	20	James Harden	at Oklahoma City	4/24/13

Highest Free Throw Percentage

Game:	1,000 (13-13*)	Hakeem Olajuwon	vs. Utah	5/25/94
		*Most attempts no misses		

Most Rebounds

Game:	26	Moses Malone	vs. Washington	4/21/77
	26	Hakeem Olajuwon	at Dallas	4/30/88

Most Offensive Rebounds

Game:	15	Moses Malone	vs. Washington	4/21/77
-------	----	--------------	----------------	---------

Most Defensive Rebounds

Game:	19	Jim Jackson	vs. L.A. Lakers	4/25/04
	19	Hakeem Olajuwon	at Dallas	4/30/88

Most Assists

Game:	18	Sleepy Floyd	vs. L.A. Lakers	5/1/90
-------	----	--------------	-----------------	--------

Most Steals

Game:	7	Robert Horry	at Orlando	6/9/95
-------	---	--------------	------------	--------

Most Blocked Shots

Game:	10	Hakeem Olajuwon	at L.A. Lakers	4/29/90
-------	----	-----------------	----------------	---------

Most Turnovers

Game:	10	James Harden	vs. Oklahoma City	4/29/13
-------	----	---------------------	-------------------	---------

Opponents Playoff Individual Records

Points

Game:	46	Kevin Johnson	at Phoenix	5/20/95
	46	LaMarcus Aldridge	vs. Portland (OT)	4/20/14
Half:	32	Mark Aguirre	vs. Dallas, 2nd	5/5/88
Quarter:	27	Mark Aguirre	vs. Dallas, 3rd	5/5/88

Most Field Goals Made

Game:	19	George Gervin	at San Antonio	4/4/80
-------	----	---------------	----------------	--------

Most Field Goals Attempted

Game:	31	3x: last: LaMarcus Aldridge	vs. Portland (OT)	4/20/14
-------	----	-----------------------------	-------------------	---------

Highest Field Goal Percentage

Game:	.900 (9-10)	Nate Archibald	vs. Boston	4/13/80
-------	----------------	----------------	------------	---------

Most 3-Point Field Goals Made

Game:	6	Jason Terry	vs. Dallas	4/30/05
	6	Deron Williams	at Utah	5/2/08

Most 3-Point Field Goals Attempted

Game:	12	Nick Anderson	vs. Orlando	6/11/95
	12	Gary Payton	at Seattle	5/4/96

Most Free Throws Made

Game:	21	Kevin Johnson	at Phoenix	5/20/95
-------	----	---------------	------------	---------

Most Free Throws Attempted

Game:	22	Kevin Johnson	at Phoenix	5/20/95
-------	----	---------------	------------	---------

Highest Free Throw Percentage

Game:	1.000 (13-13)	George Gervin	vs. San Antonio	4/6/80
	1.000 (13-13)	Adrian Dantley	vs. Utah	4/28/85
	1.000 (13-13)	Brandon Roy	vs. Portland	4/26/09

Most Rebounds

Game:	24	Dave Cowens	vs. Boston	4/22/75
-------	----	-------------	------------	---------

Most Offensive Rebounds

Game:	12	Dennis Rodman	vs. San Antonio	5/28/95
	12	Dean Garrett	at Minnesota	4/29/97

Most Defensive Rebounds

Game:	20	Dave Cowens	vs. Boston	4/22/75
-------	----	-------------	------------	---------

Most Assists

Game:	21	Earvin Johnson	at L.A. Lakers	4/27/91
-------	----	----------------	----------------	---------

Most Steals

Game:	6	4x: last Hersey Hawkins	vs. Seattle	5/7/97
-------	---	-------------------------	-------------	--------

Most Blocked Shots

Game:	10	Mark Eaton	at Utah	4/26/85
-------	----	------------	---------	---------


Most Turnovers

Game:	8	Kevin Johnson	vs. Phoenix	5/8/94
	8	Shawn Kemp	vs. Seattle	5/17/97

Team Playoff Series Records

	3-Game Series	4-Game Series	5-Game Series	6-Game Series	7-Game Series
Field Goals Made	139 vs. San Antonio, 1980	173 vs. Portland, 1987	218 vs. Boston, 1975	292 vs. Denver, 1986	300 vs. San Antonio, 1981
Field Goals Attempted	285 vs. L.A. Lakers, 1981	345 vs. Dallas, 1988	495 vs. Utah, 1985	592 vs. Denver, 1986	595 vs. Phoenix, 1994
FT Made	68 vs. Minnesota, 1997	102 vs. Portland, 1987	125 vs. Utah, 1995	165 vs. Seattle, 1987	165 vs. San Antonio, 1981
FT Attempted	90 vs. Minnesota, 1997 vs. Sacramento, 1986	130 vs. Seattle, 1989	166 vs. Utah, 1995	218 vs. Seattle, 1987	214 vs. San Antonio, 1981
Highest FT Pct.	.814 vs. New York, 1975	.882 vs. Boston, 1980	.798 vs. Utah, 1994	.785 vs. Utah, 1997	.794 vs. Seattle, 1993
Lowest FT Pct.	.678 vs. Sacramento, 1986	.667 vs. L.A. Lakers, 1990	.567 vs. Utah, 1985	.665 vs. Denver, 1986	.736 vs. Phoenix, 1994
Most 3-Pt. FG Made	35 vs. Minnesota, 1997	43 vs. Seattle, 1996	47 vs. Utah, 1995	70 vs. Oklahoma City, 2013	62 vs. Seattle, 1997
Most 3-Pt. FG Attempted	81 vs. Minnesota, 1997	118 vs. Seattle, 1996	99 vs. Utah, 1995	202 vs. Oklahoma City, 2013	180 vs. Seattle, 1997
Highest 3-Pt. FG Pct.	.432 vs. Minnesota, 1997	.437 vs. Portland, 1994	.475 vs. Utah, 1995	.371 vs. Portland, 2009	.403 vs. Dallas, 2005
Rebounds	148 vs. L.A. Lakers, 1981	183 vs. L.A. Lakers, 1999	284 vs. Utah, 1985	367 vs. Portland, 2014	308 vs. Phoenix, 1994
Assists	87 vs. Minnesota, 1997	118 vs. Portland, 1987	147 vs. L.A. Lakers, 1986	180 vs. Denver, 1986	209 vs. Phoenix, 1994
Steals	33 vs. Sacramento, 1986	43 vs. L.A. Lakers, 1996	52 vs. Kansas City, 1981	54 vs. Boston, 1986	63 vs. Seattle, 1997
Blocks	23 vs. Sacramento, 1986	31 vs. Portland, 1987	44 vs. L.A. Clippers, 1993	50 vs. Denver, 1986	49 vs. Phoenix, 1994
Most Points — Team	337 vs. San Antonio, 1980	456 vs. Orlando, 1995	555 vs. L.A. Lakers, 1986	728 vs. Denver, 1986	768 vs. San Antonio, 1981
Fewest Points — Team	261 vs. Seattle, 1982	378 vs. Boston, 1980	423 vs. L.A. Lakers, 2004 vs. Utah, 1998	520 vs. Boston, 1981	603 vs. New York, 1994

The NBA



National Basketball Association

NATIONAL BASKETBALL ASSOCIATION NBA ENTERTAINMENT WOMEN'S NATIONAL BASKETBALL AS- SOCIATION

New York

Olympic Tower
645 Fifth Avenue
New York, NY 10022
Telephone: (212) 407-8000
Fax: (212) 832-3861

New Jersey

100 Plaza Drive
Secaucus, NJ 07094
Telephone: (201) 865-1500
Fax: (201) 974-5973

INTERNATIONAL NBA OFFICES

CANADA

50 Bay Street, Suite 1402
Toronto, Ontario
Canada M5J 345
Telephone: (416) 682-2000
Fax: (416) 364-0205

EUROPE

Headquarters - NBA EMEA

Endeavour House
189 Shaftesbury Avenue
London, United Kingdom WC2H 8JR
Telephone: +44-20-7420-8900

Spain

pg. Empresarial 'La Finca'
Edif. 17A,
28223 Pozuelo de Alarcon
Madrid, Spain
Telephone: +34-911-517-101
Fax: +34-911-517-120

AFRICA

6th Floor World Trade Center,
Cnr West Road South and Lower Road
Morningside 2196
Johannesburg, South Africa
Telephone: +27-87-940-1333
Fax: +27-86-726-6351

INDIA

1st Floor, Parinee Crescenzo
C38 & C39G Block, Bandra Kurla Complex
Bandra (East) Mumbai, India 400051
Telephone: +91-22-330-406
Fax: +91-22-6155-4899

LATIN AMERICA

Brazil

Av Borges de Medeiros, 633
Sala 303 – Leblon
Rio de Janeiro, RJ, Brazil 22430-041
Telephone: +55-21-3206-6400
Fax: +55-21-2586-6001

Mexico

Av Santa Fe 94, Torre A Piso 8, Colonia Zedec Santa Fe
Mexico DF Mexico 01210
Telephone: +52-55-88511159
Fax: +52-55-88511111

ASIA/PACIFIC

China-Beijing

19th Floor, Office Tower 2,
China Central Place,
No. 79 Jianguo Road
Chaoyang District
Beijing 100025, China
Telephone: +86-10-5200-8200
Fax: +86-10-5200-8202

China-Shanghai

Unit 2703-08, 27/F,
Tower, 2, Plaza 66,
1366 Nanjing West Road
Jing An District
Shanghai 200040, China
Telephone: +86-6137-2200
Fax: +86-6288-9920

Hong Kong

3101, The Lee Gardens
33 Hysan Avenue
Causeway Bay, Hong Kong
Telephone: +852-2843-9600
Fax: +852-2536-4808

Taiwan

Suite 1303, No. 88, Section 2
Chung Hsiao East Road
Taipei, Taiwan ROC 100
Telephone: +886-2-2397-8000
Fax: +886-2-2358-1098

Korea

21F, Seoul Finance Center
136 Sejong-daero, Jung-gu
Seoul, Korea 100-768
Telephone: +822-3782-6835
Fax: +822-3782-4555



2014-2015 National Television Schedule

Date	Time (ET)	Away	Home	Network
10/28/14	8:00 PM	Dallas	San Antonio	TNT
10/28/14	10:30 PM	Houston	L.A. Lakers	TNT
10/29/14	8:00 PM	Chicago	New York	ESPN
10/29/14	10:30 PM	Oklahoma City	Portland	ESPN
10/30/14	8:00 PM	New York	Cleveland	TNT
10/30/14	10:30 PM	Oklahoma City	L.A. Clippers	TNT
10/31/14	8:00 PM	Cleveland	Chicago	ESPN
10/31/14	10:30 PM	L.A. Clippers	L.A. Lakers	ESPN
11/5/14	8:00 PM	Indiana	Washington	ESPN
11/5/14	10:30 PM	L.A. Clippers	Golden State	ESPN
11/6/14	8:00 PM	San Antonio	Houston	TNT
11/6/14	10:30 PM	Dallas	Portland	TNT
11/7/14	8:00 PM	Memphis	Oklahoma City	ESPN
11/7/14	10:30 PM	Cleveland	Denver	ESPN
11/12/14	7:30 PM	Indiana	Miami	ESPN
11/12/14	10:00 PM	Houston	Minnesota*	ESPN
11/13/14	8:00 PM	Chicago	Toronto	TNT
11/13/14	10:30 PM	Brooklyn	Golden State	TNT
11/14/14	10:00 PM	San Antonio	L.A. Lakers	ESPN
11/19/14	7:00 PM	San Antonio	Cleveland	ESPN
11/19/14	9:30 PM	L.A. Lakers	Houston	ESPN
11/20/14	8:00 PM	L.A. Clippers	Miami	TNT
11/20/14	10:30 PM	Chicago	Sacramento	TNT
11/21/14	8:00 PM	Cleveland	Washington	ESPN
11/21/14	10:30 PM	Chicago	Portland	ESPN
11/26/14	7:30 PM	New York	Dallas	ESPN
12/4/14	8:00 PM	Cleveland	New York	TNT
12/4/14	10:30 PM	New Orleans	Golden State	TNT
12/10/14	8:00 PM	New York	San Antonio	ESPN
12/10/14	10:30 PM	Miami	Denver	ESPN
12/11/14	8:00 PM	Cleveland	Oklahoma City	TNT
12/11/14	10:30 PM	Houston	Sacramento	TNT
12/12/14	7:00 PM	Portland	Chicago	ESPN
12/12/14	9:30 PM	L.A. Lakers	San Antonio	ESPN
12/16/14	8:00 PM	Dallas	New York	ESPN
12/16/14	10:30 PM	Oklahoma City	Sacramento	ESPN
12/17/14	8:00 PM	Brooklyn	Toronto	ESPN
12/17/14	10:30 PM	Houston	Denver	ESPN
12/18/14	8:00 PM	New York	Chicago	TNT
12/18/14	10:30 PM	Oklahoma City	Golden State	TNT
12/19/14	8:00 PM	Portland	San Antonio	ESPN
12/19/14	10:30 PM	Oklahoma City	L.A. Lakers	ESPN
12/25/14	12:00 PM	Washington	New York	ESPN
12/25/14	8:00 PM	L.A. Lakers	Chicago	TNT
12/25/14	10:30 PM	Golden State	L.A. Clippers	TNT
12/25/14	2:30 PM	Oklahoma City	San Antonio	ABC
12/25/14	5:00 PM	Cleveland	Miami	ABC
1/7/15	7:00 PM	Houston	Cleveland	ESPN
1/7/15	9:30 PM	Phoenix	Minnesota	ESPN
1/8/15	8:00 PM	Houston	New York	TNT
1/8/15	10:30 PM	Miami	Portland	TNT
1/9/15	8:00 PM	Chicago	Washington	ESPN
1/9/15	10:30 PM	Cleveland	Golden State	ESPN
1/14/15	8:00 PM	Atlanta	Boston	ESPN
1/14/15	10:30 PM	L.A. Clippers	Portland	ESPN
1/15/15	8:00 PM	Ok. City	Houston	TNT
1/15/15	10:30 PM	Cleveland	L.A. Lakers	TNT
1/16/15	8:00 PM	Golden State	Oklahoma City	ESPN
1/16/15	10:30 PM	Cleveland	L.A. Clippers	ESPN
1/19/15	2:30 PM	Detroit	Atlanta	ESPN
1/19/15	8:00 PM	Chicago	Cleveland	TNT
1/19/15	10:30 PM	L.A. Lakers	Phoenix	TNT
1/21/15	8:00 PM	Oklahoma City	Washington	ESPN
1/21/15	10:30 PM	Houston	Golden State	ESPN
1/22/15	8:00 PM	San Antonio	Chicago	TNT
1/22/15	10:30 PM	Brooklyn	L.A. Clippers	TNT
1/23/15	8:00 PM	Chicago	Dallas	ESPN
1/25/15	1:00 PM	Miami	Chicago	ABC
1/25/15	3:30 PM	Oklahoma City	Cleveland	ABC
1/28/15	8:00 PM	Oklahoma City	New York	ESPN
1/28/15	10:30 PM	Washington	Phoenix	ESPN
1/29/15	8:00 PM	New York	Indiana	TNT
1/29/15	10:30 PM	Chicago	L.A. Lakers	TNT
1/30/15	8:00 PM	Dallas	Miami	ESPN
1/30/15	10:30 PM	Chicago	Phoenix	ESPN
1/31/15	9:00 PM	L.A. Clippers	San Antonio	ESPN
2/1/15	2:00 PM	L.A. Lakers	New York	ESPN
2/4/15	8:00 PM	Chicago	Houston	ESPN
2/4/15	10:30 PM	Dallas	Golden State	ESPN
2/5/15	8:00 PM	L.A. Clippers	Cleveland	TNT
2/5/15	10:30 PM	Phoenix	Portland	TNT
2/6/15	7:00 PM	New York	Brooklyn	ESPN
2/6/15	9:30 PM	Miami	San Antonio	ESPN
2/8/15	1:00 PM	L.A. Clippers	Oklahoma City	ABC
2/8/15	3:30 PM	L.A. Lakers	Cleveland	ABC
2/10/15	8:00 PM	Houston	Phoenix	TNT
2/10/15	10:30 PM	Denver	L.A. Lakers	TNT
2/11/15	8:00 PM	Miami	Cleveland	ESPN
2/11/15	10:30 PM	Houston	L.A. Clippers	ESPN
2/12/15	8:00 PM	Cleveland	Chicago	TNT
2/19/15	8:00 PM	Dallas	Oklahoma City	TNT
2/19/15	10:30 PM	San Antonio	L.A. Clippers	TNT
2/20/15	8:00 PM	Cleveland	Washington	ESPN
2/20/15	10:30 PM	San Antonio	Golden State	ESPN
2/22/15	1:00 PM	Cleveland	New York	ABC
2/25/15	8:00 PM	L.A. Clippers	Houston	ESPN
2/25/15	10:30 PM	San Antonio	Portland	ESPN
2/26/15	8:00 PM	Golden State	Cleveland	TNT
2/26/15	10:30 PM	Oklahoma City	Phoenix	TNT
2/27/15	8:00 PM	Miami	New Orleans	ESPN
2/27/15	10:30 PM	Oklahoma City	Portland	ESPN
3/1/15	1:00 PM	L.A. Clippers	Chicago	ABC
3/1/15	3:30 PM	Oklahoma City	L.A. Lakers	ABC
3/4/15	8:00 PM	L.A. Lakers	Miami	ESPN
3/4/15	10:30 PM	Portland	L.A. Clippers	ESPN
3/5/15	8:00 PM	Oklahoma City	Chicago	TNT
3/5/15	10:30 PM	Dallas	Portland	TNT
3/6/15	8:00 PM	Miami	Washington	ESPN
3/6/15	10:30 PM	Dallas	Golden State	ESPN
3/8/15	1:00 PM	Chicago	San Antonio	ABC
3/8/15	3:30 PM	L.A. Clippers	Golden State	ABC
3/11/15	8:00 PM	L.A. Clippers	Oklahoma City	ESPN
3/11/15	10:30 PM	Houston	Portland	ESPN
3/12/15	8:00 PM	Cleveland	San Antonio	TNT
3/12/15	10:30 PM	New York	L.A. Lakers	TNT
3/15/15	1:00 PM	Chicago	Oklahoma City	ABC
3/15/15	3:30 PM	Houston	L.A. Clippers	ABC
3/16/15	8:00 PM	Cleveland	Miami	ESPN
3/16/15	10:30 PM	L.A. Lakers	Golden State	ESPN
3/18/15	8:00 PM	Indiana	Chicago	ESPN
3/18/15	10:30 PM	Washington	Utah	ESPN
3/24/15	8:00 PM	L.A. Lakers	Oklahoma City	TNT
3/24/15	10:30 PM	Golden State	Portland	TNT
3/25/15	7:00 PM	L.A. Clippers	New York	ESPN
3/25/15	9:30 PM	Oklahoma City	San Antonio	ESPN
3/31/15	8:00 PM	San Antonio	Miami	TNT
3/31/15	10:30 PM	Golden State	L.A. Clippers	TNT
4/2/15	8:00 PM	Miami	Cleveland	TNT
4/2/15	10:30 PM	Phoenix	Golden State	TNT
4/3/15	8:00 PM	Detroit	Chicago	ESPN
4/3/15	10:30 PM	Portland	L.A. Lakers	ESPN
4/5/15	1:00 PM	Houston	Oklahoma City	ABC
4/5/15	3:30 PM	Chicago	Cleveland	ABC
4/7/15	8:00 PM	San Antonio	Oklahoma City	TNT
4/7/15	10:30 PM	L.A. Lakers	L.A. Clippers	TNT
4/8/15	7:00 PM	Toronto	Charlotte	ESPN
4/8/15	9:30 PM	Phoenix	Dallas	ESPN
4/9/15	8:00 PM	Chicago	Miami	TNT
4/9/15	10:30 PM	Portland	Golden State	TNT
4/14/15	8:00 PM	Washington	Indiana	TNT
4/14/15	10:30 PM	L.A. Clippers	Phoenix	TNT
4/15/15	8:00 PM	Charlotte	Toronto	ESPN
4/15/15	10:30 PM	Denver	Golden State	ESPN
4/16/14	10:30 PM	Golden State	Denver	ESPN

2013-2014 NBA Standings

Eastern Conference

ATLANTIC	W	L	PCT	GB	HOME	ROAD	LAST-10	STREAK
Toronto	48	34	.585	-	26-15	22-19	7-3	Lost 1
Brooklyn	44	38	.537	4	28-13	16-25	5-5	Lost 2
New York	37	45	.451	11	19-22	18-23	7-3	Won 4
Boston	25	57	.305	23	16-25	9-32	2-8	Lost 2
Philadelphia	19	63	.232	29	10-31	9-32	4-6	Won 2
CENTRAL	W	L	PCT	GB	HOME	ROAD	LAST-10	STREAK
Indiana	56	26	.683	-	35- 6	21-20	4-6	Won 2
Chicago	48	34	.585	8	27-14	21-20	8-2	Lost 1
Cleveland	33	49	.402	23	19-22	14-27	5-5	Won 1
Detroit	29	53	.354	27	17-24	12-29	3-7	Lost 4
Milwaukee	15	67	.183	41	10-31	5-36	1-9	Lost 3
SOUTHEAST	W	L	PCT	GB	HOME	ROAD	LAST-10	STREAK
Miami	54	28	.659	-	32- 9	22-19	4-6	Lost 3
Washington	44	38	.537	10	22-19	22-19	7-3	Won 4
Charlotte	43	39	.524	11	25-16	18-23	8-2	Won 3
Atlanta	38	44	.463	16	24-17	14-27	7-3	Won 1
Orlando	23	59	.280	31	19-22	4-37	3-7	Lost 4

Western Conference

SOUTHWEST	W	L	PCT	GB	HOME	ROAD	LAST-10	STREAK
San Antonio	62	20	.756	-	32- 9	30-11	6-4	Lost 2
Houston	54	28	.659	8	33- 8	21-20	5-5	Lost 1
Memphis	50	32	.610	12	27-14	23-18	7-3	Won 5
Dallas	49	33	.598	13	26-15	23-18	6-4	Lost 1
New Orleans	34	48	.415	28	22-19	12-29	2-8	Won 2
NORTHWEST	W	L	PCT	GB	HOME	ROAD	LAST-10	STREAK
Oklahoma City	59	23	.720	-	34- 7	25-16	6-4	Won 1
Portland	54	28	.659	5	31-10	23-18	9-1	Won 5
Minnesota	40	42	.488	19	24-17	16-25	4-6	Lost 3
Denver	36	46	.439	23	22-19	14-27	4-6	Lost 2
Utah	25	57	.305	34	16-25	9-32	2-8	Won 1
PACIFIC	W	L	PCT	GB	HOME	ROAD	LAST-10	STREAK
L.A. Clippers	57	25	.695	-	34- 7	23-18	7-3	Lost 1
Golden State	51	31	.622	6	27-14	24-17	6-4	Won 2
Phoenix	48	34	.585	9	26-15	22-19	5-5	Won 1
Sacramento	28	54	.341	29	17-24	11-30	3-7	Lost 1
L.A. Lakers	27	55	.329	30	14-27	13-28	3-7	Won 2

Rockets Divisional History

The Rockets have played in the Western Division (1967-70), Pacific Division (1970-72), Central Division (1972-80), Midwest Division (1980-2004) and the Southwest Division (2004-2013).

Western Division Members (1967-70)

1967-68 - Chicago, L.A. Lakers, **San Diego**, San Francisco, Seattle, St. Louis

1968-70 - Atlanta, Chicago, L.A. Lakers, Phoenix, **San Diego**, San Francisco, Seattle

Pacific Division Members (1970-72)

1970-72 - Golden State, **Houston**, L.A. Lakers, Portland, Seattle

Central Division Members (1972-80)

1972-74 - Atlanta, Cleveland, **Houston**, Washington

1974-76 - Atlanta, Cleveland, **Houston**, New Orleans, Washington

1976-78 - Atlanta, Cleveland, **Houston**, New Orleans, San Antonio, Washington

1978-79 - Atlanta, Cleveland, Detroit, **Houston**, New Orleans, San Antonio

1979-80 - Atlanta, Cleveland, Detroit, **Houston**, Indiana, San Antonio

Midwest Division Members (1980-2004)

1980-85 - Dallas, Denver, **Houston**, Kansas City, San Antonio, Utah

1985-88 - Dallas, Denver, **Houston**, Sacramento, San Antonio, Utah

1988-89 - Dallas, Denver, **Houston**, Miami, San Antonio, Utah

1989-90 - Charlotte, Dallas, Denver, **Houston**, Minnesota, San Antonio, Utah

1990-91 - Dallas, Denver, **Houston**, Minnesota, Orlando, San Antonio, Utah

1991-95 - Dallas, Denver, **Houston**, Minnesota, San Antonio, Utah

1995-2001 - Dallas, Denver, **Houston**, Minnesota, San Antonio, Utah, Vancouver

2001-2004 - Dallas, Denver, **Houston**, Memphis, Minnesota, San Antonio, Utah

Southwest Division Members (2004-2014)

2004-2013 - Dallas, **Houston**, Memphis, New Orleans, San Antonio

2013-2014 NBA Awards

Kia NBA Most Valuable Player Award	Kevin Durant, Oklahoma City Thunder
NBA Coach of the Year	Gregg Popovich, San Antonio Spurs
Kia NBA Defensive Player of the Year Award	Joakim Noah, Chicago Bulls
Kia NBA Most Improved Player Award	Goran Dragic, Phoenix Suns
Kia NBA Rookie of the Year	Michael Carter-Williams, Philadelphia 76ers
Kia NBA Sixth Man Award	Jamal Crawford, LA Clippers
NBA Sportsmanship Award	Mike Conley, Memphis Grizzlies
NBA Executive of the Year	R.C. Buford, San Antonio Spurs
J. Walter Kennedy Citizenship Award	Luol Deng, Cleveland Cavaliers

All-NBA Teams

First Team		Pos.	Player, Team
F	LeBron James, Miami Heat	F	LaMarcus Aldridge, Portland Trail Blazers
F	Kevin Durant, Oklahoma City Thunder	F	Paul George, Indiana Pacers
C	Joakim Noah, Chicago Bulls	C	Al Jefferson, Charlotte Bobcats
G	James Harden, Houston Rockets	G	Goran Dragic, Phoenix Suns
G	Chris Paul, Los Angeles Clippers	G	Damian Lillard, Portland Trail Blazers
Second Team			
F	Blake Griffin, Los Angeles Clippers		
F	Kevin Love, Minnesota Timberwolves		
C	Dwight Howard, Houston Rockets		
G	Tony Parker, San Antonio Spurs		
G	Steph Curry, Golden State Warriors		

Third Team All-Defensive Teams

First Team		Pos.	Player, Team
F	Paul George, Indiana Pacers	F	LeBron James, Miami Heat
F	Serge Ibaka, Oklahoma City Thunder	F	Kawhi Leonard, San Antonio Spurs
C	Joakim Noah, Chicago Bulls	C	Roy Hibbert, Indiana Pacers
G	Andre Iguodala, Golden State Warriors	G	Jimmy Butler, Chicago Bulls
G	Chris Paul, Los Angeles Clippers	G	Patrick Beverley, Houston Rockets

T-Mobile All-Rookie Teams

First Team		Pos.	Player, Team
	Michael Carter-Williams, Philadelphia 76ers		
	Victor Oladipo, Orlando Magic		
	Trey Burke, Utah Jazz		
	Mason Plumlee, Brooklyn Nets		
	Tim Hardaway Jr., New York Knicks		
Second Team			
	Kelly Olynyk, Boston Celtics		
	Giannis Antetokounmpo, Milwaukee Bucks		
	Gorgui Dieng, Minnesota Timberwolves		
	Cody Zeller, Charlotte Bobcats		
	Steven Adams, Oklahoma City Thunder		

NBA Players of the Week

Ending	Players (East & West)
11/3/13	Michael Carter-Williams & Kevin Love
11/10/13	Paul George & Markieff Morris
11/17/13	LeBron James & Blake Griffin
11/24/13	John Wall & LaMarcus Aldridge
12/1/13	LeBron James & Kevin Durant
12/8/13	Jordan Crawford & LaMarcus Aldridge
12/15/13	Kyrie Irving & LaMarcus Aldridge
12/22/13	Dwyane Wade & Blake Griffin
12/29/13	Chris Bosh & Kevin Durant
1/5/14	Thaddeus Young & David Lee
1/12/14	Carmelo Anthony & DeMarcus Cousins
1/19/14	Paul George & Kevin Durant
1/26/14	Paul Millsap & Kevin Durant
2/2/14	Kyle Lowry & Goran Dragic
2/9/14	Jared Sullinger & Kevin Durant
2/23/14	Kemba Walker & Kevin Love
3/2/14	John Wall & James Harden
3/9/14	Carmelo Anthony & James Harden
3/16/14	Al Jefferson & Blake Griffin
3/23/14	Joe Johnson & Kevin Durant
3/30/14	Nikola Vucevic & Tim Duncan
4/6/14	Al Jefferson & Dirk Nowitzki
4/13/14	Jeff Teague & Monta Ellis

NBA Players of the Month

Month	Players (East & West)
Nov.	Paul George & Kevin Durant
Dec.	LeBron James & Kevin Durant
Jan.	Carmelo Anthony & Kevin Durant
Feb.	LeBron James & Blake Griffin
Mar.	Al Jefferson & Kevin Durant
Apr.	Al Jefferson & Stephen Curry

NBA Rookies of the Month

Month	Players (East & West)
Nov.	Michael Carter-Williams & Ben McLemore
Dec.	Victor Oladipo & Trey Burke
Jan.	Michael Carter-Williams & Trey Burke
Feb.	Victor Oladipo & Nick Calathes
Mar.	Michael Carter-Williams & Gorgui Dieng
Apr.	Michael Carter-Williams & Trey Burke

NBA Coaches of the Month

Month	Coaches (East & West)
Nov.	Frank Vogel & Terry Stotts
Dec.	Dwane Casey & Jeff Hornacek
Jan.	Jason Kidd & David Joerger
Feb.	Erik Spoelstra & Kevin McHale
Mar.	Jason Kidd & Gregg Popovich
Apr.	Steve Clifford & David Joerger

2013-2014 NBA Leaders

Scoring Average

	G	FG	FT	PTS	AVG
Durant, OKC.	81	849	703	2593	32.0
Anthony, N.Y.	77	743	459	2112	27.4
James, Mia.	77	767	439	2089	27.1
Love, Min.	77	650	520	2010	26.1
Harden, Hou.	73	549	576	1851	25.4
Griffin, LA-C	80	718	482	1930	24.1
Curry, G.S.	78	652	308	1873	24.0
Aldridge, Por.	69	652	296	1603	23.2
Cousins, Sac.	71	591	432	1614	22.7
DeRozan, Tor.	79	604	519	1791	22.7
Jefferson, Cha.	73	700	191	1594	21.8
George, Ind.	80	577	401	1737	21.7
Nowitzki, Dal.	80	633	338	1735	21.7
Irving, Cle.	71	532	291	1478	20.8
Davis, N.O.	67	522	348	1394	20.8
Lillard, Por.	82	553	371	1695	20.7
Thomas, Sac.	72	496	346	1465	20.3
Dragic, Pho.	76	552	316	1542	20.3
Gay, Tor.-Sac.	73	537	318	1457	20.0
Wall, Was.	82	579	317	1583	19.3
Paul, LA-C	62	406	295	1185	19.1
Martin, Min.	68	440	303	1298	19.1
Ellis, Dal.	82	576	339	1560	19.0
Crawford, LA-C	69	421	279	1282	18.6
Thompson, G.S.	81	559	147	1488	18.4
Howard, Hou.	71	473	349	1297	18.3
Afflalo, Ori.	73	464	274	1330	18.2
Lee, G.S.	69	513	231	1257	18.2
Millsap, Atl.	74	483	286	1328	17.9
Lowry, Tor.	79	457	313	1417	17.9

Rebounds Per Game

	G	OFF	DEF	TOT	AVG
Jordan, LA-C	82	331	783	1114	13.6
Drummond, Det.	81	440	631	1071	13.2
Love, Min.	77	224	739	963	12.5
Howard, Hou.	71	231	635	866	12.2
Cousins, Sac.	71	218	613	831	11.7
Noah, Chi.	80	282	618	900	11.3
Aldridge, Por.	69	166	599	765	11.1
Jefferson, Cha.	73	156	636	792	10.8
Randolph, Mem.	79	265	530	795	10.1
Davis, N.O.	67	207	466	673	10.0
Bogut, G.S.	67	182	489	671	10.0
Duncan, S.A.	74	158	563	721	9.7
Varejao, Cle.	65	187	442	629	9.7
Gasol, LA-L	60	124	456	580	9.7
Gortat, Was.	81	202	565	767	9.5
Griffin, LA-C	80	192	565	757	9.5
Lee, G.S.	69	182	461	643	9.3
Monroe, Det.	82	256	504	760	9.3
Thompson, Cle.	82	269	485	754	9.2
Hickson, Den.	69	206	426	632	9.2
Valanciunas, Tor.	81	226	488	714	8.8
Ibaka, OKC.	81	224	485	709	8.8
Favors, Utah	73	199	438	637	8.7
Faried, Den.	80	238	446	684	8.6
Lopez, Por.	82	326	374	700	8.5
Millsap, Atl.	74	154	473	627	8.5
Boozer, Chi.	76	137	495	632	8.3
Hawes, Phi.-Cle.	80	131	529	660	8.3
Sullinger, Bos.	74	241	360	601	8.1
Anthony, N.Y.	77	145	477	622	8.1

Assists Per Game

	G	AST	AVG
Paul, LA-C	62	663	10.7
Wall, Was.	82	721	8.8
Lawson, Den.	62	543	8.8
Rubio, Min.	82	704	8.6
Curry, G.S.	78	666	8.5
Jennings, Det.	80	609	7.6
Lowry, Tor.	79	586	7.4
Nelson, Ori.	68	476	7.0
Teague, Atl.	79	528	6.7
James, Mia.	77	488	6.3
Thomas, Sac.	72	454	6.3
Carter-Williams, Phi.	70	441	6.3
Williams, Bkn.	64	392	6.1
Walker, Cha.	73	447	6.1
Harden, Hou.	73	446	6.1
Irving, Cle.	71	433	6.1
Conley, Mem.	73	441	6.0
Dragic, Pho.	76	447	5.9

Ellis, Dal.	82	471	5.7
Parker, S.A.	68	388	5.7
Burke, Utah	70	396	5.7
Felton, N.Y.	65	365	5.6
Lillard, Por.	82	457	5.6
Durant, OKC.	81	445	5.5
Noah, Chi.	80	431	5.4
Hayward, Utah	77	400	5.2
Batum, Por.	82	420	5.1
Evans, N.O.	72	363	5.0
Chalmers, Mia.	73	357	4.9
Knight, Mil.	72	352	4.9

Field Goal Percentage

	FG	FGA	PCT
Jordan, LA-C	348	515	.676
Drummond, Det.	479	769	.623
Howard, Hou.	473	800	.591
James, Mia.	767	1353	.567
Johnson, Tor.	344	612	.562
Stoudemire, N.Y.	311	558	.557
Lopez, Por.	355	644	.551
Wade, Mia.	415	761	.545
Faried, Den.	447	820	.545
Jones, Hou.	386	712	.542
Gortat, Was.	455	840	.542
Pekovic, Min.	379	701	.541
Henson, Mil.	344	639	.538
Ibaka, OKC.	524	978	.536
Valanciunas, Tor.	359	676	.531
Griffin, LA-C	718	1359	.528
Lee, G.S.	513	981	.523
Leonard, S.A.	337	645	.522
Favors, Utah	390	747	.522
Diaw, S.A.	302	580	.521
Davis, N.O.	522	1005	.519
Bosh, Mia.	492	953	.516
Jefferson, Cha.	700	1376	.509
Hickson, Den.	332	654	.508
Vucevic, Ori.	353	696	.507
Dragic, Pho.	552	1093	.505
Durant, OKC.	849	1688	.503
Parker, S.A.	456	914	.499
Nowitzki, Dal.	633	1273	.497
Monroe, Det.	504	1015	.497

3-Point Field Goal Percentage

	3FG	3GA	PCT
Korver, Atl.	185	392	.472
Miller, Mem.	107	233	.459
Morrow, N.O.	88	195	.451
Calderon, Dal.	191	425	.449
Belinelli, S.A.	126	293	.430
Afflalo, Ori.	128	300	.427
Mills, S.A.	135	318	.425
Curry, G.S.	261	615	.424
Thompson, G.S.	223	535	.417
Hawes, Phi.-Cle.	128	308	.416
Green, S.A.	132	318	.415
Middleton, Mil.	120	290	.414
Tolliver, Cha.	102	247	.413
Jefferson, Utah	123	301	.409
Dragic, Pho.	122	299	.408
Ariza, Was.	180	442	.407
Anthony, N.Y.	167	415	.402
Beal, Was.	138	343	.402
Johnson, Bkn.	162	404	.401
Meeks, LA-L	162	404	.401
Augustin, Tor.-Chi.	133	332	.401
Green, Pho.	204	510	.400
Nowitzki, Dal.	131	329	.398
Ross, Tor.	161	408	.395
J. Smith, N.Y.	189	480	.394
Butler, Mil.-OKC.	98	249	.394
Carter, Dal.	146	371	.394
Lillard, Por.	218	554	.394
Miles, Cle.	83	211	.393
Matthews, Por.	201	511	.393

2013-2014 NBA Leaders

Free Throw Percentage

	FT	FTA	PCT
Roberts, N.O.	125	133	.940
Nowitzki, Dal.	338	376	.899
Jackson, OKC.	158	177	.893
Martin, Min.	303	340	.891
Augustin, Tor.-Chi.	201	227	.885
Curry, G.S.	308	348	.885
Durant, OKC.	703	805	.873
Lillard, Por.	371	426	.871
Crawford, LA-C	279	322	.866
Harden, Hou.	576	665	.866
George, Ind.	401	464	.864
Crawford, Bos.-G.S.	146	169	.864
Irving, Cle.	291	338	.861
Bass, Bos.	205	239	.858
Collison, LA-C	192	224	.857
Meeks, LA-L	221	258	.857
Paul, LA-C	295	345	.855
Dunleavy, Chi.	140	164	.854
Ginobili, S.A.	160	188	.851
Thomas, Sac.	346	407	.850
Williams, Atl.	152	179	.849
Foye, Den.	157	185	.849
Anthony, N.Y.	459	541	.848
Green, Pho.	195	230	.848
Teague, Atl.	318	376	.846
Jack, Cle.	125	149	.839
Matthews, Por.	252	301	.837
Walker, Cha.	282	337	.837
Stuckey, Det.	244	292	.836
Livingston, Bkn.	158	191	.827

Steals Per Game

	G	STL	AVG
Paul, LA-C	62	154	2.48
Rubio, Min.	82	191	2.33
Young, Phi.	79	167	2.11
Butler, Chi.	67	127	1.90
George, Ind.	80	151	1.89
Brewer, Min.	81	151	1.86
Carter-Williams, Phi	70	130	1.86
Wall, Was.	82	149	1.82
Millsap, Atl.	74	129	1.74
Leonard, S.A.	66	114	1.73
Ellis, Dal.	82	141	1.72
Curry, G.S.	78	128	1.64
Ariza, Was.	77	126	1.64
Chalmers, Mia.	73	119	1.63
Lawson, Den.	62	100	1.61
Oladipo, Orl.	80	129	1.61
Harden, Hou.	73	115	1.58
James, Mia.	77	121	1.57
Cousins, Sac.	71	109	1.54
Lowry, Tor.	79	121	1.53
Irving, Cle.	71	108	1.52
Iguodala, G.S.	63	95	1.51
Conley, Mem.	73	110	1.51
Carroll, Atl.	73	108	1.48
Williams, Bkn.	64	93	1.45
Meeks, LA-L	77	111	1.44
Hayward, Utah	77	110	1.43
Dragic, Pho.	76	104	1.37
Smith, Det.	77	105	1.36
Tucker, Pho.	81	110	1.36
Davis, N.O.	67	89	1.33

Blocks Per Game

	G	BLK	AVG
Davis, N.O.	67	189	2.82
Ibaka, OKC.	81	219	2.70
Jordan, LA-C	82	203	2.48
Hibbert, Ind.	81	182	2.25
Duncan, S.A.	74	139	1.88
Bogut, G.S.	67	121	1.81
Howard, Hou.	71	128	1.80
Lopez, Por.	82	139	1.70
Henson, Mil.	70	116	1.66
Drummond, Det.	81	131	1.62
Gasol, LA-L	60	92	1.53
Noah, Chi.	80	121	1.51
Gortat, Was.	81	121	1.49
Favors, Utah	73	108	1.48
Smith, Det.	77	110	1.43
Gibson, Chi.	82	112	1.37
Andersen, Mia.	72	97	1.35
Jones, Hou.	76	99	1.30
Gasol, Mem.	59	76	1.29
Cousins, Sac.	71	91	1.28
O'Quinn, Orl.	69	88	1.28
Mozgov, Den.	82	100	1.22
Brand, Atl.	73	88	1.21
Dalembert, Dal.	80	94	1.18
Hawes, Phil.-Cle.	80	94	1.18
Johnson, Tor.	77	88	1.14
Plumlee, Pho.	80	90	1.13
Biyombo, Cha.	77	86	1.12
Jefferson, Cha.	73	79	1.08
Millsap, Atl.	74	78	1.05
Bosh, Mia.	79	78	0.99

Minutes Per Game

	G	MIN	AVG
Anthony, N.Y.	77	2982	38.7
Butler, Chi.	67	2591	38.7
Durant, OKC.	81	3122	38.5
DeRozan, Tor.	79	3017	38.2
Harden, Hou.	73	2777	38.0
James, Mia.	77	2902	37.7
Parsons, Hou.	74	2783	37.6
Ellis, Dal.	82	3023	36.9
Curry, G.S.	78	2846	36.5
Hayward, Utah	77	2800	36.4
Wall, Was.	82	2980	36.3
Love, Min.	77	2797	36.3
George, Ind.	80	2898	36.2
Lowry, Tor.	79	2862	36.2
Aldridge, Por.	69	2499	36.2
Batum, Por.	82	2956	36.0
Lawson, Den.	62	2222	35.8
Lillard, Por.	82	2937	35.8
Walker, Cha.	73	2614	35.8
Griffin, LA-C	80	2863	35.8
Smith, Det.	77	2730	35.5
Thompson, G.S.	81	2868	35.4
Ariza, Was.	77	2723	35.4
Stephenson, Ind.	78	2752	35.3
Noah, Chi.	80	2820	35.2
Davis, N.O.	67	2358	35.2
Irving, Cle.	71	2496	35.2
Deng, Chi.-Cle.	63	2213	35.1
Dragic, Pho.	76	2668	35.1
Paul, LA-C	62	2171	35.0
Jordan, LA-C	82	2870	35.0

2014 NBA Playoff Results

Eastern Conference

First Round

Indiana vs. Atlanta (Pacers win 4-3)

Apr 19	ATL	101	at	IND	93
Apr 22	ATL	85	at	IND	101
Apr 24	IND	85	at	ATL	98
Apr 26	IND	91	at	ATL	88
Apr 28	ATL	107	at	IND	97
May 1	IND	95	at	ATL	88
May 3	ATL	80	at	IND	92

Miami vs. Charlotte (Heat win 4-0)

Apr 20	CHA	88	at	MIA	99
Apr 23	CHA	97	at	MIA	101
Apr 26	MIA	98	at	CHA	85
Apr 28	MIA	109	at	CHA	98

Toronto vs. Brooklyn (Nets win 4-3)

Apr 19	BKN	94	at	TOR	87
Apr 22	BKN	95	at	TOR	100
Apr 25	TOR	98	at	BKN	102
Apr 27	TOR	87	at	BKN	79
Apr 30	BKN	113	at	TOR	115
May 2	TOR	83	at	BKN	97
May 4	BKN	104	at	TOR	103

Chicago vs. Washington (Wizards win 4-1)

Apr 20	WAS	102	at	CHI	93
Apr 22	WAS	101	at	CHI	99 (OT)
Apr 25	CHI	100	at	WAS	97
Apr 27	CHI	89	at	WAS	98
Apr 29	WAS	75	at	CHI	69

Conference Semifinals

Indiana vs. Washington (Pacers win 4-2)

May 5	WAS	102	at	IND	96
May 7	WAS	82	at	IND	86
May 9	IND	85	at	WAS	63
May 11	IND	95	at	WAS	92
May 13	WAS	102	at	IND	79
May 15	IND	93	at	WAS	80

Miami vs. Brooklyn (Heat win 4-1)

May 6	BKN	86	at	MIA	107
May 8	BKN	82	at	MIA	94
May 10	MIA	90	at	BKN	104
May 12	MIA	102	at	BKN	96
May 14	BKN	94	at	MIA	96

Conference Finals

Indiana vs. Miami (Heat win 4-2)

May 18	MIA	96	at	IND	107
May 20	MIA	87	at	IND	83
May 24	IND	87	at	MIA	99
May 26	IND	90	at	MIA	102
May 28	MIA	90	at	IND	93
May 30	IND	92	at	MIA	117

Western Conference

First Round

San Antonio vs. Dallas (Spurs win 4-3)

Apr 20	DAL	85	at	SA	90
Apr 23	DAL	113	at	SA	92
Apr 26	SA	108	at	DAL	109
Apr 28	SA	93	at	DAL	89
Apr 30	DAL	103	at	SA	109
May 2	SA	111	at	DAL	113
May 4	DAL	96	at	SA	119

Oklahoma City and Memphis (Thunder win 4-3)

Apr 19	MEM	86	at	OKC	100
Apr 21	MEM	111	at	OKC	105 (OT)
Apr 24	OKC	95	at	MEM	98 (OT)
Apr 26	OKC	92	at	MEM	89 (OT)
Apr 29	MEM	100	at	OKC	99 (OT)
May 1	OKC	104	at	MEM	84
May 3	MEM	109	at	OKC	120

LA Clippers vs. Golden State (Clippers win 4-3)

Apr 19	GS	109	at	LAC	105
Apr 21	GS	98	at	LAC	138
Apr 24	LAC	98	at	GS	96
Apr 27	LAC	97	at	GS	118
Apr 29	GS	103	at	LAC	113
May 1	LAC	99	at	GS	100
May 3	GS	121	at	LAC	126

Houston vs. Portland (Blazers win 4-2)

Apr 20	POR	122	at	HOU	120 (OT)
Apr 23	POR	112	at	HOU	105
Apr 25	HOU	121	at	POR	116 (OT)
Apr 27	HOU	120	at	POR	123 (OT)
Apr 30	POR	98	at	HOU	108
May 2	HOU	98	at	POR	99

Conference Semifinals

San Antonio vs. Portland (Spurs win 4-1)

May 6	POR	92	at	SA	116
May 8	POR	97	at	SA	114
May 10	SA	118	at	POR	103
May 12	SA	92	at	POR	113
May 14	POR	82	at	SA	104

Oklahoma City vs. LA Clippers (Thunder win 4-2)

May 5	LAC	122	at	OKC	105
May 7	LAC	101	at	OKC	112
May 9	OKC	118	at	LAC	112
May 11	OKC	99	at	LAC	101
May 13	LAC	104	at	OKC	105
May 15	OKC	104	at	LAC	98

Conference Finals

San Antonio vs. Oklahoma City (Spurs win 4-2)

May 19	OKC	105	at	SA	122
May 21	OKC	77	at	SA	112
May 25	SA	97	at	OKC	106
May 27	SA	92	at	OKC	105
May 29	OKC	89	at	SA	117
May 31	SA	112	at	OKC	107 (OT)

2014 NBA Finals

Miami vs. San Antonio (Heat win 4-3)

May 19	OKC	105	at	SA	122
May 21	OKC	77	at	SA	112
May 25	SA	97	at	OKC	106
May 27	SA	92	at	OKC	105
May 29	OKC	89	at	SA	117
May 31	SA	112	at	OKC	107 (OT)

2014 NBA Playoff Leaders

Scoring Average

	G	FG	FT	PTS	AVG
Kevin Durant (OKC)	19	194	132	563	29.6
LeBron James (MIA)	20	192	129	548	27.4
James Harden (HOU)	6	50	45	161	26.8
Russell Westbrook (OKC)	19	167	145	507	26.7
LaMarcus Aldridge (POR)	11	113	60	288	26.2
Dwight Howard (HOU)	6	58	40	156	26.0
DeMar DeRozan (TOR)	7	45	71	167	23.9
Blake Griffin (LAC)	13	117	71	306	23.5
Stephen Curry (GSW)	7	51	37	161	23.0
Damian Lillard (POR)	11	83	59	252	22.9
Paul George (IND)	19	138	101	429	22.6
Joe Johnson (BKN)	12	98	36	254	21.2
Kyle Lowry (TOR)	7	44	43	148	21.1
Monta Ellis (DAL)	7	52	27	143	20.4
Chris Paul (LAC)	13	92	41	257	19.8
Paul Millsap (ATL)	7	41	45	136	19.4
Jeff Teague (ATL)	7	44	38	135	19.3
Bradley Beal (WAS)	11	75	39	211	19.2
Dirk Nowitzki (DAL)	7	54	25	134	19.1
Dwyane Wade (MIA)	20	139	69	356	17.8

Rebounds Per Game

	G	OFF	DEF	TOT	AVG
Dwight Howard (HOU)	6	27	55	82	13.7
Joakim Noah (CHI)	5	15	49	64	12.8
DeAndre Jordan (LAC)	13	43	120	163	12.5
Paul Millsap (ATL)	7	21	55	76	10.9
LaMarcus Aldridge (POR)	11	30	87	117	10.6
Marcin Gortat (WAS)	11	36	73	109	9.9
Jonas Valanciunas (TOR)	7	19	49	68	9.7
Robin Lopez (POR)	11	47	54	101	9.2
Tim Duncan (SAS)	23	65	146	211	9.2
David Lee (GSW)	7	24	40	64	9.1
Kevin Durant (OKC)	19	25	145	170	8.9
Trevor Ariza (WAS)	11	21	77	98	8.9
Zach Randolph (MEM)	6	17	35	52	8.7
Samuel Dalembert (DAL)	7	23	36	59	8.4
Draymond Green (GSW)	7	18	40	58	8.3
Dirk Nowitzki (DAL)	7	5	51	56	8.0
Marc Gasol (MEM)	7	13	41	54	7.7
Tony Allen (MEM)	7	23	31	54	7.7
Nicolas Batum (POR)	11	10	74	84	7.6
Paul George (IND)	19	13	132	145	7.6

Assists Per Game

	G	AST	AVG
Chris Paul (LAC)	13	134	10.3
Stephen Curry (GSW)	7	59	8.4
Russell Westbrook (OKC)	19	153	8.1
Mike Conley (MEM)	7	55	7.9
John Wall (WAS)	11	78	7.1
Damian Lillard (POR)	11	72	6.5
Kemba Walker (CHA)	4	24	6.0
Deron Williams (BKN)	12	70	5.8
James Harden (HOU)	6	35	5.8
Greivis Vasquez (TOR)	7	36	5.1
Jeff Teague (ATL)	7	35	5.0
Tony Parker (SAS)	23	111	4.8
Nicolas Batum (POR)	11	53	4.8
D.J. Augustin (CHI)	5	24	4.8
LeBron James (MIA)	20	95	4.8
Kyle Lowry (TOR)	7	33	4.7
Joakim Noah (CHI)	5	23	4.6
Bradley Beal (WAS)	11	50	4.5
Marc Gasol (MEM)	7	31	4.4

Field Goal Percentage

	FG	FGA	PCT
DeAndre Jordan (LAC)	46	63	.730
Steven Adams (OKC)	31	45	.689
Amir Johnson (TOR)	34	52	.654
Jonas Valanciunas (TOR)	31	49	.633
Tiago Splitter (SAS)	61	100	.610
Glen Davis (LAC)	25	41	.610
Serge Ibaka (OKC)	87	147	.592
Chris Andersen (MIA)	33	57	.579
LeBron James (MIA)	192	340	.565
Taj Gibson (CHI)	32	57	.561

3-Point Field Goal Percentage

	3FG	3GA	PCT
Andre Iguodala (GSW)	8	15	.533
Troy Daniels (HOU)	8	15	.533
Kemba Walker (CHA)	12	24	.500
Vince Carter (DAL)	15	31	.484
Mike Miller (MEM)	14	29	.483
Jose Calderon (DAL)	11	23	.478
Danny Green (SAS)	48	101	.475
Josh McRoberts (CHA)	8	17	.471
James Jones (MIA)	15	32	.469
Mike Dunleavy (CHI)	12	26	.462

Free Throw Percentage

	FT	FTA	PCT
Derek Fisher (OKC)	15	15	1.000
JJ Redick (LAC)	25	26	.962
Marco Belinelli (SAS)	21	22	.955
Jeff Teague (ATL)	38	40	.950
Louis Williams (ATL)	15	16	.938
Ray Allen (MIA)	34	37	.919
Kyle Korver (ATL)	11	12	.917
Mo Williams (POR)	10	11	.909
James Harden (HOU)	45	50	.900
DeMar DeRozan (TOR)	71	79	.899

Steals Per Game

	G	STL	AVG
Chris Paul (LAC)	13	37	2.85
Russell Westbrook (OKC)	19	41	2.16
Paul George (IND)	19	41	2.16
Mike Conley (MEM)	7	14	2.00
James Harden (HOU)	6	12	2.00
DeJuan Blair (DAL)	6	12	2.00
Kemba Walker (CHA)	4	8	2.00
LeBron James (MIA)	20	36	1.80
Stephen Curry (GSW)	7	12	1.71
Marc Gasol (MEM)	7	12	1.71
Draymond Green (GSW)	7	12	1.71
Tony Allen (MEM)	7	12	1.71

Blocks Per Game

	G	BLK	AVG
Serge Ibaka (OKC)	17	42	2.47
DeAndre Jordan (LAC)	13	33	2.54
Tim Duncan (SAS)	23	29	1.26
Roy Hibbert (IND)	19	26	1.37
Kevin Durant (OKC)	19	25	1.32
Steven Adams (OKC)	18	24	1.33
Chris Bosh (MIA)	20	20	1.00
Robin Lopez (POR)	11	20	1.82
LaMarcus Aldridge (POR)	11	18	1.64
Chris Andersen (MIA)	18	18	1.00

Minutes Per Game

	G	MIN	AVG
James Harden (HOU)	6	263	43.8
Jimmy Butler (CHI)	5	217	43.4
Kevin Durant (OKC)	19	814	42.8
Marc Gasol (MEM)	7	299	42.7
Stephen Curry (GSW)	7	296	42.3
Damian Lillard (POR)	11	465	42.3
Joakim Noah (CHI)	5	209	41.8
Nicolas Batum (POR)	11	459	41.7
Chandler Parsons (HOU)	6	250	41.7
Bradley Beal (WAS)	11	457	41.5

NBA Opponents



NBA

Boston Celtics

226 Causeway Street
Fourth Floor
Boston, MA 02114
(617) 854-8000



Directory

Managing Partner, Governor & CEOWyc Grousbeck
PresidentRich Gotham
President, Basketball OperationsDanny Ainge
Head CoachBrad Stevens
Assistant CoachesJay Larranaga, Walter McCarty,
Jamie Young, Darren Erman, Micah Shrewsberry
Head Athletic TrainerEd Lacerte
Sr. Vice President, Media Services/Alumni RelationsJeff Twiss

General Information

2013-2014 Record25-57, 4th Atlantic
Home ArenaTD Garden (18,624)
Team ColorsGreen, Gold, Black, Brown, Beige, White
RadioCBS Radio Boston
Sean Grande, Cedric Maxwell
TelevisionComcast SportsNet New England
Mike Gorman, Tom Heinsohn
Brian Scalabrine, Abby Chin

2014-2015 Schedule vs. Rockets

Sat., Nov. 1 @ Toyota Center, 7:00 p.m.
Fri., Jan. 30 @ TD Garden, 6:30 p.m.

All-Time Series Record

Regular Season: 46-87

Home: 28-37 Toyota Center: 4-6
Road: 17-43 TD Garden: 11-7

Neutral: 1-7

Playoffs: 5-16 (1975, 1980, 1981, 1986 - losing all four series)

Home: 4-6 Toyota Center: 0-0
Road: 1-10 TD Garden: 0-0

2013-2014 Results (Rockets 2-0)

Nov. 19 @ Toyota Center, Rockets 109-85
Jan. 13 @ TD Garden, Rockets 104-92

Series Information

Current Streak: Rockets, Won 2

Current Home Streak: Won 3

Current Road Streak: Won 1

Longest Winning Streak: 5 (Feb. 20, 2001-Feb. 24, 2003)

Longest Losing Streak: 10 (Nov. 21, 1967-Jan. 2, 1969)

Biggest Winning Margin: 35 (119-84; Feb. 18, 1993)

Biggest Losing Margin: 39 (142-103; Nov. 10, 1971)

Most Points Scored: 137 (Feb. 14, 1989)

Most Points Allowed: 147 (Feb. 25, 1970)

Fewest Points Scored: 72 (Feb. 26, 2007)

Fewest Points Allowed: 73 (Dec. 6, 2005)

2013-2014 Rockets vs. Celtics

PLAYER	G-GS	MIN	FIELD GOALS		3-POINT FG		REBOUNDS				PF-DQ	STL	TO	BLK	PTS	AVG		
			FG-FGA	PCT	FG-FGA	PCT	FT-FTA	PCT	OFF	DEF							TOT	AST
Howard, D	2-2	65	14-21	0.667	0-1	0.000	14-26	0.538	4	19	23	4	5-0	2	5	4	42	21.0
Jones, T	2-2	64	16-23	0.696	1-1	1.000	3-6	0.500	8	13	21	1	2-0	2	2	5	36	18.0
Beverley, P	1-1	23	6-9	0.667	2-3	0.667	2-2	1.000	0	4	4	1	3-0	0	1	0	16	16.0
Harden, J	2-2	70	11-26	0.423	5-9	0.556	4-4	1.000	1	10	11	8	4-0	1	10	4	31	15.5
Lin, J	2-1	59	9-14	0.643	2-5	0.400	7-8	0.875	0	1	1	14	5-0	4	2	1	27	13.5
Parsons, C	2-2	69	9-21	0.429	3-6	0.500	4-5	0.800	0	8	8	10	4-0	1	1	1	25	12.5
Casspi, O	2-0	47	6-15	0.4	4-8	0.500	1-2	0.500	0	10	10	4	5-0	3	5	1	17	8.5
Motiejunas, D	1-0	18	2-8	0.25	0-4	0.000	1-1	1.000	0	5	5	0	1-0	0	2	1	5	5.0
Asik, O	1-0	7	1-3	0.333	0-0	0.000	2-2	1.000	2	2	4	0	1-0	0	1	0	4	4.0
Brooks, A	2-0	24	2-6	0.333	0-1	0.000	2-2	1.000	0	0	0	3	4-0	0	1	0	6	3.0
Garcia, F	2-0	29	2-5	0.4	0-2	0.000	0-0	0.000	1	6	7	1	2-0	0	0	1	4	2.0
Brewer, R	1-0	5	0-0	0.000	0-0	0.000	0-0	0.000	0	0	0	0	0-0	0	0	1	0	0.0
Smith, G	0-0	0	0-0	0.000	0-0	0.000	0-0	0.000	0	0	0	0	0-0	0	0	0	0	0.0
Canaan, I	0-0	0	0-0	0.000	0-0	0.000	0-0	0.000	0	0	0	0	0-0	0	0	0	0	0.0
ROCKETS	2	480	78-151	0.517	17-40	0.425	40-58	0.690	16	78	118	46	36-0	13	35	19	213	106.5
CELTICS	2	480	70-200	0.35	10-37	0.27	27-34	0.794	33	60	110	33	45-0	18	27	10	177	88.5

2013-2014 Celtics vs. Rockets

PLAYER	G-GS	MIN	FIELD GOALS		3-POINT FG		REBOUNDS				PF-DQ	STL	TO	BLK	PTS	AVG		
			FG-FGA	PCT	FG-FGA	PCT	FT-FTA	PCT	OFF	DEF							TOT	AST
Bradley, A	2-2	61	16-43	0.372	3-11	0.273	0-0	0.000	3	7	10	3	3-0	5	4	1	35	17.5
Bayless, J	1-0	23	7-13	0.538	1-1	1.000	2-2	1.000	0	1	1	4	0-0	2	2	1	17	17.0
Lee, C	1-0	23	7-16	0.438	3-4	0.750	0-0	0.000	0	2	2	1	2-0	0	0	0	17	17.0
Bass, B	2-1	45	10-23	0.435	0-0	0.000	3-5	0.600	5	4	9	0	6-0	0	1	0	23	11.5
Crawford, J	2-2	48	4-19	0.211	1-6	0.167	10-10	1.000	0	1	1	9	4-0	2	4	0	19	9.5
Sullinger, J	2-1	44	7-21	0.333	1-5	0.200	3-4	0.750	10	9	19	3	7-0	0	3	1	18	9.0
Olynik, K	2-0	44	6-16	0.375	1-2	0.500	0-0	0.000	8	7	15	1	7-0	5	1	1	13	6.5
Humphries, K	2-1	35	4-11	0.364	0-1	0.000	2-2	1.000	3	11	14	2	2-0	0	1	5	10	5.0
Green, J	2-2	50	4-17	0.235	0-3	0.000	0-0	0.000	0	8	8	1	4-0	0	4	0	8	4.0
Pressley, P	2-0	24	0-5	0.000	0-2	0.000	5-7	0.714	0	0	0	5	1-0	2	2	0	5	2.5
Faverani, V	2-1	19	2-6	0.333	0-0	0.000	1-2	0.500	4	1	5	1	6-0	1	1	0	5	2.5
Wallace, G	2-0	31	2-3	0.667	0-1	0.000	0-0	0.000	0	2	2	2	1-0	0	2	1	4	2.0
Brooks, M	2-0	19	1-7	0.143	0-1	0.000	1-2	0.500	0	7	7	1	2-0	0	0	0	3	1.5
Bogans, K	1-0	12	0-0	0.000	0-0	0.000	0-0	0.000	0	0	0	0	0-0	1	0	0	0	0.0
CELTICS	2	480	70-200	0.350	10-37	0.27	27-34	0.794	33	60	110	33	45-0	18	27	10	177	88.5
ROCKETS	2	480	78-151	0.517	17-40	0.425	40-58	0.690	16	78	118	46	36-0	13	35	19	213	106.5

Brooklyn Nets

15 MetroTech Center
11th Floor
Brooklyn, NY 11201
(718) 933-3000



Directory

Principal OwnerMikhail Prokhorov
CEO, Nets & Barclays CenterBrett D. Yorkmark
General ManagerBilly King
Head CoachLionell Hollins
Assistant CoachesPaul Westphal, Tony Brown, Joe Wolf,
John Welch, Jay Humphries
Head Athletic TrainerTim Walsh
Vice President, Public RelationsGary Sussman

General Information

2013-2014 Record44-38, 2nd Atlantic
Home ArenaBarclays Center (17,732)
Team ColorsBlack, White
RadioWFAN 660 AM/101.9 FM, WADO 1280 AM
Chris Carrino, Tim Capstraw
TelevisionYES Network
Ian Eagle, Mike Fratello, Donny Marshall
Ryan Ruocco, Jim Spanarkel, Sarah Kustok

2014-2015 Schedule vs. Rockets

Mon., Jan. 12 @ Barclays Center, 6:30 p.m.
Fri., Feb. 27 @ Toyota Center, 7:00 p.m.

All-Time Series Record

Regular Season: 56-28

Home: 31-10 Toyota Center: 8-2
Road: 25-18 Barclays Center: 1-1
Neutral: 0-0

Playoffs: Never Met

Home: 0-0 Toyota Center: 0-0
Road: 0-0 Barclays Center: 0-0

2013-2014 Results (Even 1-1)

Nov. 29 @ Toyota Center, Rockets 114-95
Apr. 1 @ Barclays Center, Nets 105-96

Series Information

Current Streak: Nets, Won 1
Current Home Streak: Won 7
Current Road Streak: Lost 1
Longest Winning Streak: 14 (Dec. 27, 2006-Nov. 29, 2013)
Longest Losing Streak: 4 (Mar. 2, 1983-Jan. 13, 1985)
Biggest Winning Margin: 52 (139-87; Oct. 18, 1978)
Biggest Losing Margin: 39 (124-85; Mar. 2, 1983)
Most Points Scored: 139 (Oct. 18, 1978)
Most Points Allowed: 126 (2x: last Feb. 18, 1979)
Fewest Points Scored: 77 (2x: last Mar. 13, 2006)
Fewest Points Allowed: 69 (Nov. 15, 2004)

2013-2014 Rockets vs. Nets

PLAYER	G-GS	MIN	FIELD GOALS		3-POINT FG		FT-FTA	PCT	REBOUNDS			AST	PF-DQ	STL	TO	BLK	PTS	AVG
			FG-FGA	PCT	FG-FGA	PCT			OFF	DEF	TOT							
Parsons, C	2-2	68	14-22	0.636	8-13	0.615	1-4	0.250	0	14	14	7	3-0	3	3	0	37	18.5
Harden, J	2-2	62	5-14	0.357	2-7	0.286	23-23	1.000	2	0	2	16	3-0	3	5	0	35	17.5
Lin, J	1-1	33	6-14	0.429	2-4	0.500	2-2	1.000	1	3	4	1	0-0	1	2	0	16	16.0
Brooks, A	1-0	28	5-8	0.625	3-5	0.600	1-1	1.000	1	0	1	7	3-0	3	1	1	14	14.0
Garcia, F	2-0	50	9-18	0.500	7-12	0.583	0-0	0.000	1	4	5	8	6-0	1	1	4	25	12.5
Howard, D	1-1	17	5-10	0.500	0-0	0.000	2-2	1.000	2	5	7	2	4-0	1	2	0	12	12.0
Casspi, O	2-0	44	9-19	0.474	4-8	0.500	1-2	0.500	2	5	7	3	2-0	0	4	0	23	11.5
Jones, T	1-1	26	4-8	0.500	0-1	0.000	3-4	0.750	1	6	7	1	2-0	1	3	3	11	11.0
Asik, O	2-1	59	7-13	0.538	0-0	0.000	4-8	0.500	6	23	29	1	2-0	1	5	2	18	9.0
Hamilton, J	1-0	15	2-8	0.250	1-4	0.250	2-2	1.000	0	1	1	3	2-0	1	2	0	7	7.0
Beverley, P	1-1	24	2-7	0.286	1-5	0.200	0-0	0.000	0	4	4	1	1-0	0	0	0	5	5.0
Molejuna, D	2-1	16	2-7	0.286	1-2	0.500	0-0	0.000	1	2	3	0	5-0	0	1	1	2	2.5
Canaan, I	1-0	23	1-8	0.125	0-4	0.000	0-0	0.000	0	1	1	0	1-0	0	2	0	0	2.0
Brewer, R	1-0	14	0-2	0.000	0-2	0.000	0-0	0.000	0	0	0	1	0-0	0	0	0	0	0.0
Smith, G	0-0	0	0-0	0.000	0-0	0.000	0-0	0.000	0	0	0	0	0-0	0	0	0	0	0.0
ROCKETS	2	480	71-158	0.449	29-67	0.433	39-48	0.813	17	68	100	51	34-0	15	31	11	210	105.0
NETS	2	480	81-172	0.471	12-47	0.255	26-40	0.650	21	65	101	47	40-0	19	25	8	200	100.0

2013-2014 Nets vs. Rockets

PLAYER	G-GS	MIN	FIELD GOALS		3-POINT FG		FT-FTA	PCT	REBOUNDS			AST	PF-DQ	STL	TO	BLK	PTS	AVG
			FG-FGA	PCT	FG-FGA	PCT			OFF	DEF	TOT							
Johnson, J	2-2	50	15-31	0.484	4-10	0.400	3-3	1.000	1	6	7	3	4-0	1	2	0	37	18.5
Taylor, T	1-0	36	6-17	0.353	1-5	0.200	3-4	0.750	2	1	3	12	2-0	0	3	0	16	16.0
Lopez, B	1-1	21	5-9	0.556	0-0	0.000	6-7	0.857	1	0	1	0	0-0	0	0	2	16	16.0
Teletovic, M	2-0	57	10-21	0.476	5-11	0.455	3-5	0.600	5	15	20	1	4-0	3	4	0	28	14.0
Plumlee, M	2-1	56	12-14	0.857	0-0	0.000	3-7	0.429	5	7	12	5	4-0	4	3	3	27	13.5
Williams, D	1-1	35	6-14	0.429	0-5	0.000	0-0	0.000	0	3	3	6	4-0	2	1	0	12	12.0
Livingston, S	2-2	41	6-13	0.462	0-0	0.000	5-6	0.833	0	6	6	2	2-0	2	1	1	17	8.5
Anderson, A	2-0	50	6-10	0.600	2-6	0.333	2-4	0.500	1	5	6	4	5-0	1	2	0	16	8.0
Blatche, A	2-1	30	6-18	0.333	0-1	0.000	1-2	0.500	4	3	7	2	4-0	1	5	2	13	6.5
Shengelia, T	1-0	27	3-7	0.429	0-2	0.000	0-0	0.000	1	1	2	5	3-0	1	1	0	6	6.0
Evans, R	1-0	19	2-4	0.500	0-0	0.000	0-0	0.000	0	7	7	0	2-0	1	0	0	4	4.0
Pierce, P	2-2	38	3-10	0.300	0-5	0.000	0-2	0.000	1	7	8	5	2-0	3	2	0	6	3.0
Gutierrez, J	1-0	17	1-3	0.333	0-2	0.000	0-0	0.000	0	4	4	2	4-0	0	0	0	2	2.0
Teague, M	1-0	1	0-1	0.000	0-0	0.000	0-0	0.000	0	0	0	0	0-0	0	0	0	0	0.0
Collins, J	1-0	1	0-0	0.000	0-0	0.000	0-0	0.000	0	0	0	0	0-0	0	0	0	0	0.0
NETS	2	480	81-172	0.471	12-47	0.255	26-40	0.650	21	65	101/50.5	47	40-0	19	25	8	200	100.0
ROCKETS	2	480	71-158	0.449	29-67	0.433	39-48	0.813	17	68	100	51	34-0	15	31	11	210	105.0

Charlotte Hornets

333 East Trade Street
Charlotte, NC 28202
(704) 688-8600



Directory

ChairmanMichael Jordan
President, Basketball OperationsRod Higgins
General ManagerRick Cho
Head CoachSteve Clifford
Associate Head CoachPatrick Ewing
Asst. CoachesStephen Silas, Bob Weiss, Mark Price,
.....Pat Delany, Steve Hetzel
Head Athletic TrainerSteve Stricker
Vice President, CommunicationsMike Cristaldi

General Information

2013-2014 Record43-39, 3rd Southeast
Home ArenaTime Warner Cable Arena (19,077)
Team ColorsPurple, Teal, Black, Cool Gray and Light Blue
RadioWFNZ 610 AM
.....Scott Lauer
TelevisionFSN Carolinas/SportSouth
.....Steve Martin, Dell Curry, Stephanie Ready

2014-2015 Schedule vs. Rockets

Wed., Dec. 31 @ Toyota Center, 6:00 p.m.
Mon., Apr. 13 @ Time Warner Cable Arena, 6:00 p.m.

All-Time Series Record

Regular Season: 36-13

Home: 20-4 Toyota Center: 9-1
Road: 16-9 Time Warner Cable Arena: 6-3
Neutral: 0-0

Playoffs: Never Met

Home: 0-0 Toyota Center: 0-0
Road: 0-0 Time Warner Cable Arena: 0-0

2013-2014 Results (Rockets 2-0)

Oct. 30 @ Toyota Center, Rockets 96-83
Mar. 24 @ Time Warner Cable Arena, Rockets 100-89

Series Information

Current Streak: Rockets, Won 7

Current Home Streak: Won 9

Current Road Streak: Won 3

Longest Winning Streak: 9 (Apr. 10, 1990-Dec. 7, 1993)

Longest Losing Streak: 4 (Jan. 21, 1997-Jan. 22, 1998)

Biggest Winning Margin: 30 (92-62; Dec. 8, 2006)

Biggest Losing Margin: 19 (2x: 101-120; Dec. 29, 1997)

Most Points Scored: 121 (Dec. 7, 1993)

Most Points Allowed: 120 (Dec. 29, 1997)

Fewest Points Scored: 72 (Feb. 1, 2002)

Fewest Points Allowed: 62 (Dec. 8, 2006)

2013-2014 Rockets vs. Bobcats

PLAYER	G-GS	MIN	FIELD GOALS		3-POINT FG		FT-FTA	PCT	REBOUNDS				PF-DQ	STL	TO	BLK	PTS	AVG
			FG-FGA	PCT	FG-FGA	PCT			OFF	DEF	TOT	AST						
Harden, J	2-2	76	18-35	0.514	5-13	0.385	11-13	0.846	1	5	6	10	5-0	2	8	1	52	26.0
Garcia, F	1-0	30	7-13	0.538	5-9	0.556	0-0	0.000	0	1	1	1	2-0	0	1	0	19	19.0
Jones, T	1-1	32	9-15	0.600	0-2	0.000	0-1	0.000	3	4	7	2	2-0	0	1	0	18	18.0
Howard, D	2-2	67	12-23	0.522	0-0	0.000	3-8	0.375	9	27	36	6	8-0	2	6	3	27	13.5
Lin, J	2-0	51	9-13	0.692	4-4	1.000	4-8	0.500	0	4	4	5	3-0	1	4	0	26	13.0
Parsons, C	2-2	78	7-22	0.318	2-7	0.286	5-8	0.625	1	8	9	7	4-0	1	2	2	21	10.5
Beverley, P	2-2	44	5-14	0.357	3-10	0.300	0-0	0.000	4	1	5	1	3-0	0	3	1	13	6.5
Hamilton, J	1-0	1	2-5	0.400	2-4	0.500	0-0	0.000	0	2	2	1	2-0	1	0	0	6	6.0
Casspi, O	1-0	20	2-6	0.333	0-2	0.000	0-0	0.000	1	3	4	2	2-0	0	1	1	4	4.0
Motiejunas, D	1-0	16	2-5	0.400	0-1	0.000	0-0	0.000	0	4	4	2	2-0	0	0	0	4	4.0
Asik, O	2-1	42	2-7	0.286	0-0	0.000	2-4	0.500	6	12	18	1	4-0	1	2	5	6	3.0
Brooks, A	1-0	11	0-0	0.000	0-0	0.000	0-0	0.000	0	0	0	1	3-0	1	2	0	0	0.0
Brewer, R	0-0	0	0-0	0.000	0-0	0.000	0-0	0.000	0	0	0	0	0-0	0	0	0	0	0.0
ROCKETS	2	480	75-158	0.475	21-52	0.404	25-42	0.595	25	71	114	39	40-0	9	31	13	196	98.0
BOBCATS	2	480	65-176	0.369	8-31	0.258	34-45	0.756	25	50	108	26	39-0	15	18	10	172	68.0

2013-2014 Bobcats vs. Rockets

PLAYER	G-GS	MIN	FIELD GOALS		3-POINT FG		FT-FTA	PCT	REBOUNDS				PF-DQ	STL	TO	BLK	PTS	AVG
			FG-FGA	PCT	FG-FGA	PCT			OFF	DEF	TOT	AST						
Walker, K	2-2	73	12-29	0.414	2-7	0.286	8-8	1.000	2	4	6	8	4-0	4	6	1	34	17.0
Jefferson, A	2-2	72	14-36	0.389	0-1	0.000	5-8	0.625	6	13	19	3	6-0	1	2	3	33	16.5
Sessions, R	1-0	19	5-11	0.455	1-1	1.000	3-4	0.750	1	1	2	1	2-0	1	2	0	14	14.0
McRoberts, J	2-2	64	10-19	0.526	4-7	0.571	2-3	0.667	2	5	7	7	6-0	1	2	1	26	13.0
Henderson, G	2-2	63	10-29	0.345	1-7	0.143	3-3	1.000	0	3	3	3	3-0	0	1	1	24	12.0
Douglas-Roberts, C	1-0	26	2-6	0.333	0-2	0.000	3-3	1.000	0	2	2	2	3-0	2	0	0	7	7.0
Kidd-Gilchrist, M	2-2	55	4-11	0.364	0-0	0.000	5-10	0.500	4	11	15	2	6-0	3	0	1	13	6.5
Zeller, C	2-0	29	5-11	0.455	0-0	0.000	2-2	1.000	6	2	8	0	3-0	1	2	1	12	6.0
Taylor, J	1-0	28	1-6	0.167	0-2	0.000	3-4	0.750	0	2	2	0	0-0	1	0	1	5	5.0
Byombo, B	2-0	23	2-5	0.400	0-0	0.000	0-0	0.000	4	6	10	0	3-0	0	0	0	4	2.0
Neal, G	1-0	15	0-8	0.000	0-3	0.000	0-0	0.000	0	1	1	0	0-0	0	1	0	0	0.0
Ridnour, L	1-0	9	0-3	0.000	0-1	0.000	0-0	0.000	0	0	0	0	2-0	1	0	1	0	0.0
Tolliver, A	1-0	3	0-1	0.000	0-0	0.000	0-0	0.000	0	0	0	0	1-0	0	0	0	0	0.0
Adrien, J	1-0	1	0-1	0.000	0-0	0.000	0-0	0.000	0	0	0	0	0-0	0	0	0	0	0.0
BOBCATS	2	480	65-176	0.369	8-31	0.258	34-45	0.756	25	50	108	26	39-0	15	18	10	172	68.0
ROCKETS	2	480	75-158	0.475	21-52	0.404	25-42	0.595	25	71	114	39	40-0	9	31	13	196	98.0

Chicago Bulls

1901 West Madison Street
Chicago, IL 60612
(312) 455-4000



Directory

Chairman	Jerry Reinsdorf
Executive VP, Basketball Operations	John Paxson
General Manager	Gar Forman
Head Coach	Tom Thibodeau
Assistant Coaches	Andy Greer, Adrian Griffin, Ed Pinckney, Mike Wilhelm
Head Athletic Trainer	Jeff Tanaka
Senior Director, Public & Media Relations	Tim Hallam

General Information

2013-2014 Record	48-34, 2nd Central
Home Arena	United Center (20,917)
Team Colors	Red, White, Black
Radio	WMVP 1000 AM, WRTD 1200 AM Chuck Swirsky, Bill Wennington, Steve Kashul, Omar Ramos, Matt Moreno
Television	WGN, Comcast SportsNet Chicago Neil Funk, Stacey King

2014-2015 Schedule vs. Rockets

Mon., Jan. 15 @ United Center, 7:00 p.m.
Wed., Feb. 4 @ Toyota Center, 7:00 p.m.

All-Time Series Record

Regular Season: 63-65	
Home: 40-20	Toyota Center: 7-3
Road: 22-41	United Center: 9-10
Neutral: 1-4	
Playoffs: Never Met	
Home: 0-0	Toyota Center: 0-0
Road: 0-0	United Center: 0-0

2013-2014 Results (Even 1-1)

Dec. 18 @ Toyota Center, Rockets 109-94
Mar. 13 @ United Center, Bulls 111-87

Series Information

Current Streak:	Bulls, Won 1
Current Home Streak:	Won 2
Current Road Streak:	Lost 1
Longest Winning Streak:	6 (Jan. 20, 2006-Feb. 3, 2009)
Longest Losing Streak:	11 (Jan. 22, 1972-Mar. 6, 1974)
Biggest Winning Margin:	45 (123-78; Mar. 26, 2000)
Biggest Losing Margin:	53 (129-76; Feb. 1, 1983)
Most Points Scored:	146 (Dec. 3, 1969)
Most Points Allowed:	133 (Dec. 20, 1980)
Fewest Points Scored:	75 (Dec. 4, 2001)
Fewest Points Allowed:	66 (Nov. 3, 2003)

2013-2014 Rockets vs. Bulls

PLAYER	G-GS	MIN	FIELD GOALS		3-POINT FG		FT-FTA	PCT	REBOUNDS			AST	PF-DQ	STL	TO	BLK	PTS	AVG
			FG-FGA	PCT	FG-FGA	PCT			OFF	DEF	TOT							
Lin, J	1-0	24	7-13	0.538	1-2	0.500	6-6	1.000	1	1	2	3	1-0	0	0	0	21	21
Howard, D	2-2	63	16-21	0.762	0-0	0.000	3-3	1.000	6	13	19	1	4-0	1	9	5	35	17.5
Harden, J	2-2	62	9-20	0.450	2-9	0.222	7-8	0.875	0	6	6	8	6-0	3	12	1	27	13.5
Beverley, P	2-2	63	8-18	0.444	2-8	0.250	6-9	0.667	2	2	4	6	4-0	0	0	0	24	12.0
Hamilton, J	1-0	18	3-7	0.429	2-5	0.400	4-4	1.000	0	7	7	1	0-0	0	1	0	12	12.0
Parsons, C	2-2	61	9-25	0.360	3-6	0.500	0-1	0.000	3	8	11	4	5-0	0	5	1	21	10.5
Casspi, O	2-0	31	3-8	0.375	1-5	0.200	8-10	0.800	3	2	5	1	3-0	1	1	0	15	7.5
Garcia, F	2-0	32	6-10	0.600	2-4	0.500	0-0	0.000	1	1	2	1	7-0	1	0	2	14	7.0
Asik, O	1-0	19	2-3	0.667	0-0	0.000	2-4	0.500	3	1	4	0	1-0	0	0	0	6	6.0
Smith, G	1-0	14	2-3	0.667	0-0	0.000	0-0	0.000	1	1	2	0	3-0	0	1	0	4	4.0
Canaan, I	1-0	8	1-5	0.200	0-2	0.000	2-2	1.000	2	0	2	1	1-0	0	0	0	4	4.0
Jones, T	2-2	46	3-15	0.200	0-4	0.000	1-1	1.000	4	10	14	7	3-0	3	0	1	7	3.5
Brooks, A	1-0	18	1-6	0.167	0-1	0.000	0-0	0.000	1	2	3	4	3-0	1	0	0	2	2.0
Motiejunas, D	1-0	17	1-5	0.200	0-2	0.000	0-2	0.000	1	4	5	1	2-0	0	0	0	2	2.0
Brewer, R	1-0	3	1-2	0.500	0-0	0.000	0-0	0.000	0	0	0	1	0-0	1	0	0	2	2.0
ROCKETS	2	480	72-161	0.447	13-48	0.271	39-50	0.78	28	58	102	39	43-0	11	29	10	196	96.0
BULLS	2	480	81-165	0.491	19-36	0.528	24-36	0.667	19	53	94	61	43-0	16	25	6	205	102.5

2013-2014 Bulls vs. Rockets

PLAYER	G-GS	MIN	FIELD GOALS		3-POINT FG		FT-FTA	PCT	REBOUNDS			AST	PF-DQ	STL	TO	BLK	PTS	AVG
			FG-FGA	PCT	FG-FGA	PCT			OFF	DEF	TOT							
Hinrich, K	1-1	30	7-12	0.583	5-6	0.833	0-0	0.000	0	1	1	4	1-0	2	0	1	19	19.0
Deng, L	1-1	35	7-15	0.467	1-3	0.333	3-5	0.600	0	5	5	4	2-0	1	2	0	18	18.0
Boozer, C	2-2	63	16-34	0.471	0-0	0.000	3-4	0.750	5	8	13	5	5-0	2	5	0	35	17.5
Butler, J	2-2	63	12-23	0.522	2-2	1.000	5-7	0.714	1	2	3	5	4-0	4	2	0	31	15.5
Dunleavy, M	2-1	57	12-23	0.522	5-9	0.556	1-2	0.500	3	7	10	3	2-0	2	3	0	30	15.0
Augustin, D	2-1	60	7-15	0.467	5-11	0.455	2-3	0.667	0	3	3	17	8-0	3	2	0	21	10.5
Noah, J	2-2	67	6-14	0.429	0-0	0.000	7-9	0.778	7	13	20	12	9-0	2	3	1	19	9.5
Gibson, T	2-0	48	8-16	0.500	0-0	0.000	3-6	0.500	2	6	8	1	5-0	0	6	2	19	9.5
Predette, J	1-0	4	1-3	0.333	1-2	0.500	0-0	0.000	0	0	0	0	2-0	0	0	0	3	3.0
Snell, T	2-0	21	2-5	0.400	0-2	0.000	0-0	0.000	0	2	2	2	0-0	0	0	0	4	2.0
Teague, M	1-0	17	1-3	0.333	0-1	0.000	0-0	0.000	0	2	2	4	2-0	0	0	1	2	2.0
Mohammed, N	2-0	12	1-1	1.000	0-0	0.000	0-0	0.000	1	4	5	2	1-0	0	1	1	2	1.0
Murphy, E	2-0	3	1-1	1.000	0-0	0.000	0-0	0.000	0	0	0	1	1-0	0	0	0	2	1.0
Shengelia, T	1-0	2	0-0	0.000	0-0	0.000	0-0	0.000	0	0	0	1	1-0	0	0	0	0	0.0
BULLS	2	480	81-165	0.491	19-36	0.528	24-36	0.667	19	53	94	61	43-0	16	25	6	205	102.5
ROCKETS	2	480	72-161	0.447	13-48	0.271	39-50	0.780	28	58	102	39	43-0	11	29	10	196	96.0

Cleveland Cavaliers

One Center Court
Cleveland, OH 44115-4001
(216) 420-2000



Directory

Majority Owner/Chairman Dan Gilbert
General Manager David Griffin
Head Coach David Blatt
Associate Head Coach Tyrone Lue
Assistant Coaches Jim Boylan, Larry Drew,
James Posey, Bret Briellemaier
Head Athletic Trainer Stephen Spiro
Senior VP, Communications/Broadcasting Tad Carper

General Information

2013-2014 Record 33-49, 3rd Central
Home Arena Quicken Loans Arena (20,562)
Team Colors Wine, Gold, Dark Blue
Radio WTAM 1100 AM
John Michael, Jim Chones, Mike Snyder
Television FOX Sports Ohio
Fred McLeod, Austin Carr, Allie Clifton

2014-2015 Schedule vs. Rockets

Wed., Jan. 7 @ Quicken Loans Arena, 6:00 p.m.
Sun., Mar. 1 @ Toyota Center, 6:00 p.m.

All-Time Series Record

Regular Season: 79-42
Home: 48-12 Toyota Center: 9-1
Road: 31-29 Quicken Loans Arena: 11-8
Neutral: 0-1
Playoffs: Never Met
Home: 0-0 Toyota Center: 0-0
Road: 0-0 Quicken Loans Arena: 0-0

2013-2014 Results (Rockets 2-0)

Feb. 1 @ Toyota Center, Rockets 106-92
Mar. 22 @ Quicken Loans Arena, Rockets 118-111

Series Information

Current Streak: Rockets, Won 4
Current Home Streak: Won 7
Current Road Streak: Won 2
Longest Winning Streak: 8 (Mar. 11, 1984-Nov. 19, 1987)
Longest Losing Streak: 4 (Jan. 7-Mar. 7, 1973)
Biggest Winning Margin: 38 (116-78; Mar. 22, 2013)
Biggest Losing Margin: 32 (121-89; Dec. 30, 1991)
Most Points Scored: 140 (Oct. 22, 1970)
Most Points Allowed: 130 (Mar. 4, 1972)
Fewest Points Scored: 70 (Jan. 6, 1998)
Fewest Points Allowed: 63 (Dec. 2, 2006)

2013-2014 Rockets vs. Cavaliers

PLAYER	G-GS	MIN	FIELD GOALS		3-POINT FG		FT-FTA	PCT	REBOUNDS			AST	PF-DQ	STL	TO	BLK	PTS	AVG
			FG-FGA	PCT	FG-FGA	PCT			OFF	DEF	TOT							
Harden, J	2-2	66	19-32	0.594	8-16	0.500	19-20	0.950	1	5	6	14	3-0	4	4	1	65	32.5
Howard, D	1-1	36	10-12	0.833	0-0	0.000	6-8	0.750	1	5	6	1	2-0	1	4	3	26	26.0
Jones, T	2-2	64	12-19	0.632	2-4	0.500	5-9	0.556	3	9	12	2	3-0	0	0	3	31	15.5
Lin, J	2-0	55	9-23	0.391	2-9	0.222	8-8	1.000	2	16	18	12	4-0	4	4	2	28	14.0
Parsons, C	2-2	58	10-24	0.417	3-11	0.273	0-0	0.000	0	4	4	6	1-0	0	3	2	23	11.5
Asik, O	1-1	33	4-8	0.500	0-0	0.000	1-2	0.500	2	6	8	2	0-0	0	1	2	9	9.0
Beverley, P	2-2	75	6-17	0.353	3-14	0.214	0-0	0.000	3	10	13	15	4-0	5	3	1	15	7.5
Motiejunas, D	2-0	44	7-12	0.583	0-2	0.000	1-1	1.000	2	2	4	1	6-0	1	2	1	15	7.5
Casspi, O	2-0	33	2-9	0.222	1-3	0.333	4-6	0.667	1	3	4	1	4-0	2	6	2	9	4.5
Canaan, I	1-0	5	0-1	0.000	0-1	0.000	3-4	0.750	0	0	0	0	1-0	0	1	0	3	3.0
Hamilton, J	1-0	11	0-2	0.000	0-1	0.000	0-0	0.000	0	0	0	1	2-0	0	2	0	0	0.0
ROCKETS	2	480	79-159	0.497	19-61	0.311	47-58	0.810	15	60	92	55	30-0	17	30	17	224	112.0
CAVALIERS	2	480	84-179	0.469	14-47	0.298	21-27	0.778	20	61	100	55	51-0	15	34	8	203	101.5

2013-2014 Cavaliers vs. Rockets

PLAYER	G-GS	MIN	FIELD GOALS		3-POINT FG		FT-FTA	PCT	REBOUNDS			AST	PF-DQ	STL	TO	BLK	PTS	AVG
			FG-FGA	PCT	FG-FGA	PCT			OFF	DEF	TOT							
Deng, L	1-1	36	10-19	0.526	3-8	0.375	1-2	0.500	1	3	4	2	3-0	2	0	0	24	24.0
Walters, D	2-1	66	19-35	0.543	3-9	0.333	4-5	0.800	1	6	7	11	7-0	0	7	0	45	22.5
Irving, K	1-1	39	8-19	0.421	2-7	0.286	3-3	1.000	1	3	4	7	4-0	3	6	0	21	21.0
Zeller, T	2-1	58	12-19	0.632	0-0	0.000	3-5	0.600	3	7	10	5	9-0	2	2	2	27	13.5
Varejao, A	1-0	24	5-7	0.714	0-1	0.000	2-2	1.000	3	8	11	2	3-0	1	1	1	12	12.0
Jack, J	2-2	67	8-22	0.364	1-7	0.143	1-1	1.000	0	4	4	11	3-0	1	3	1	18	9.0
Gee, A	1-1	23	4-5	0.800	1-1	1.000	0-0	0.000	0	2	2	2	3-0	2	1	0	9	9.0
Thompson, T	2-2	61	6-14	0.429	0-0	0.000	4-4	1.000	6	13	19	2	5-0	1	0	0	16	8.0
Dellavedova, M	2-0	38	5-12	0.417	3-6	0.500	1-1	1.000	2	4	6	11	4-0	0	6	0	14	7.0
Sims, H	1-0	21	3-7	0.429	0-0	0.000	1-2	0.500	1	5	6	0	2-0	1	1	2	7	7.0
Hawes, S	1-1	17	1-8	0.125	0-2	0.000	1-2	0.500	2	0	2	2	2-0	0	2	1	3	3.0
Curry, S	1-0	9	1-3	0.333	1-1	1.000	0-0	0.000	0	1	1	0	0-0	2	0	0	3	3.0
Bennett, A	1-0	1	1-3	0.333	0-1	0.000	0-0	0.000	0	4	4	0	4-0	0	2	1	2	2.0
Miles, C	1-0	11	1-6	0.167	0-4	0.000	0-0	0.000	0	1	1	0	2-0	0	1	0	2	2.0
CAVALIERS	2	480	84-179	0.469	14-47	0.298	21-27	0.778	20	61	100	55	51-0	15	34	8	203	101.5
ROCKETS	2	480	79-159	0.497	19-61	0.311	47-58	0.810	15	60	92	55	30-0	17	30	17	224	112.0

American Airlines Center
2500 Victory Avenue
Dallas, TX 75219
(214) 665-4660



Director

Owner Mark Cuban

President & CEO Terdemus Ussery

Head Coach Rick Carlisle

President of Basketball Operations/GM Donn Nelson

Assistant Coaches Kaleb Canales, Monte Mathis,
Jamahl Mosley, Darrell Armstrong

Head Athletic Trainer Casey Smith

Director, Basketball Communications Sarah Melton

2013-2014 Record	49-33, 4th Southwest
Home Arena	American Airlines Center (19,200)
Team Colors	Blue, Black, Silver
Radio	ESPN Radio 103.3 FM, KFLC 1270 AM Chuck Cooperstein, Brad Davis, Victor Villalba
Television	FOX Sports Southwest Mark Followill, Derek Harper, Jeff Wade

Sat., Nov. 22 @ Toyota Center, 7:00 p.m.
Wed., Jan. 28 @ Toyota Center, 7:00 p.m.
Fri., Feb. 20 @ American Airlines Center, 7:30 p.m.
Thu., Apr. 2 @ American Airlines Center, 7:30 p.m.

Regular Season: 81-78
Home: 45-34 Toyota Center: 7-14
Road: 35-44 America Airlines Center: 6-20
Neutral: 1-0

Playoffs: 4-7 (1988, 2005 - losing both series)
Home: 1-4 Toyota Center: 1-2
Road: 3-3 American Airlines Center: 2-2

Nov. 1 @ Toyota Center, Rockets 113-105
Nov. 20 @ American Airlines Center, Mavericks 123-120
Dec. 23 @ Toyota Center, Mavericks 111-104
Jan. 29 @ American Airlines Center, Rockets 117-115

Current Streak: Rockets, Won 1
Current Home Streak: Lost 1
Current Road Streak: Won 1
Longest Winning Streak: 11 (Apr. 13, 1996-Mar. 24, 1999)
Longest Losing Streak: 9 (Nov. 29, 2010-Jan. 16, 2013)
Biggest Winning Margin: 48 (116-68; Feb. 4, 1981)
Biggest Losing Margin: 35 (131-96; Jan. 19, 1986)
Most Points Scored: 147 (Apr. 11, 1995)
Most Points Allowed: 156 (Apr. 11, 1995)
Fewest Points Scored: 72 (Feb. 21, 2006)
Fewest Points Allowed: 68 (Feb. 4, 1981)

PLAYER	FIELD GOALS				3-POINT FG				REBOUNDS				OTHER				PTS	AVG
	G-G	MIN	FG-FGA	PCT	FG-FGA	PCT	FT-FTA	PCT	OFF	DEF	TOT	AST	PF-DQ	STL	TO	BLK		
Harden, J	2-2	92	17-31	0.548	6-16	0.375	17-20	0.850	1	4	5	11	6-0	4	5	0	57	28.5
Howard, D	4-4	145	32-52	0.615	0-0	0.000	32-49	0.653	13	34	47	6	13-3	3	12	2	96	24.0
Parsons, C	4-4	155	27-50	0.540	7-20	0.350	16-23	0.696	4	17	21	11	7-0	7	11	0	77	19.3
Brooks, A	3-0	73	13-28	0.464	8-17	0.471	9-8	0.889	2	5	7	11	11-0	2	4	1	42	14.0
Lin, J	4-3	121	18-38	0.474	3-11	0.273	14-19	0.737	1	12	13	17	7-0	5	13	1	53	13.3
Jones, T	4-3	99	20-32	0.625	1-4	0.250	6-9	0.667	4	8	12	4	9-0	2	4	0	47	11.8
Beverly, P	2-2	73	6-17	0.353	6-14	0.429	2-2	1.000	1	5	6	7	8-0	5	7	0	20	10.0
Casspi, O	4-0	68	11-18	0.611	4-5	0.800	2-4	0.500	4	6	10	6	10-0	2	3	0	28	7.0
Motiejunas, D	2-0	30	4-6	0.667	0-0	0.000	5-8	0.625	4	9	13	0	4-0	0	1	0	13	6.5
Garcia, F	2-1	70	5-16	0.313	4-13	0.308	0-0	0.000	2	4	6	9	6-0	2	3	3	14	4.7
Asik, O	2-4	27	3-4	0.000	3-6	0.500	3-5	0.600	0	15	17	3	9-1	0	1	0	10	2.6
Brewer, R	3-0	15	0-0	0.000	0-0	0.000	0-0	0.000	0	1	1	2	-0-0	1	0	0	0	0.0
Smith, G	1-0	4	0-1	0.000	0-0	0.000	0-0	0.000	1	0	1	0	0-0	0	1	0	0	0.0
ROCKETS	4	960	155-293	0.529	39-100	0.390	105-149	0.705	39	120	197	93	90-1	33	71	8	454	113.5
MAVERICKS	4	960	160-337	0.475	36-90	0.400	98-117	0.838	45	108	181	89	114-1	36	55	20	454	113.5

PLAYER	G-GS	MIN	FIELD GOALS			3-POINT FG			REBOUNDS				PF-QD	STL	TO	BLK	PTS	AVG
			FG-FGA	PCT	FG-FGA	PCT	FT-FTA	PCT	OFF	DEF	TOT	AST						
Nellis, D	4-4	134	43-74	0.581	4-13	0.308	36-38	0.947	7	27	34	12	10-1	2	5	3	126/31.5	31.5
Ellis, M	4-4	140	27-63	0.429	5-12	0.417	22-28	0.786	1	11	12	20	14-0	9	16	0	81/20.3	20.3
Harris, D	1-0	25	5-8	0.625	0-2	0.000	4-6	0.667	0	1	1	3	5-0	0	1	0	14/14.0	14.0
Carter, V	4-0	106	15-32	0.469	4-13	0.308	19-22	0.864	4	13	17	13	13-0	3	8	2	53/13.3	13.3
Calderon, J	4-4	124	12-40	0.300	8-22	0.364	4-5	0.800	1	5	6	18	13-0	3	4	1	36/9.0	9.0
Blair, D	3-0	58	11-22	0.500	0-1	0.000	4-5	0.800	6	11	17	2	12-0	3	4	3	26/8.7	8.7
Larkin, S	1-0	17	3-5	0.600	2-3	0.667	0-0	0.000	1	3	4	2	2-0	2	4	0	8/8.0	8.0
Marion, S	4-4	114	13-31	0.419	2-4	0.500	2-3	0.667	12	14	26	6	8-0	6	4	2	30/7.5	7.5
Crowder, J	4-0	58	9-17	0.529	8-13	0.615	0-2	0.000	0	2	2	1	6-0	2	1	2	26/6.5	6.5
Mekel, G	2-0	35	6-12	0.500	1-2	0.500	0-0	0.000	2	1	3	7	7-0	0	2	0	13/6.5	6.5
Wright, B	2-0	31	6-7	0.857	0-0	0.000	0-0	0.000	2	2	4	1	5-0	2	1	0	12/6.0	6.0
Dalbembert, S	4-4	95	8-16	0.500	0-0	0.000	6-7	0.857	8	17	25	0	16-0	4	3	6	22/5.5	5.5
Ellington, W	1-0	16	1-7	0.143	1-1	1.000	1-1	1.000	1	1	2	2	1-0	0	1	4	4/4.0	4.0
Ledo, R	1-0	4	1-3	0.333	1-1	1.000	0-0	0.000	0	0	0	0	1-0	0	1	0	3/3.0	3.0
James, B	1-0	5	0-0	0.000	0-0	0.000	0-0	0.000	0	0	0	1	1-0	0	0	0	0/0.0	0.0
MAVERICKS	4	960	160-337	0.475	36-90	0.400	98-117	0.838	45	108	181	89	114-1	36	55	20	454	113.5
ROCKETS	4	960	155-293	0.529	39-100	0.390	105-149	0.705	39	120	197	93	90-11	33	71	8	454	113.5

Denver Nuggets

Pepsi Center
1000 Chopper Circle
Denver, CO 80204
(303) 405-1100



Directory

Owner E. Stanley Kroenke
President & Governor Josh Kroenke
GM & Executive VP, Basketball Operations Tim Connelly
Head Coach Brian Shaw
Assistant Coaches Lester Conner, Melvin Hunt,
Patrick Mutombo, Chris Farr
Head Athletic Trainer Dan Shimensky
Director, Media Relations Tim Gelt

General Information

2013-2014 Record 36-46, 4th Northwest
Home Arena Pepsi Center (19,155)
Team Colors Blue, Gold
Radio KRWZ 950 AM,
Jason Kosmicki
Television Altitude Sports & Entertainment
Chris Marlowe, Scott Hastings

2014-2015 Schedule vs. Rockets

Sat., Dec. 13 @ Toyota Center, 7:00 p.m.
Wed., Dec. 17 @ Pepsi Center, 9:30 p.m.
Sat., Mar. 7 @ Pepsi Center, 8:00 p.m.
Thu., Mar. 19 @ Toyota Center, 7:00 p.m.

All-Time Series Record

Regular Season: 86-82
Home: 53-32 Toyota Center: 12-9
Road: 33-50 Pepsi Center: 11-16
Neutral: 0-0
Playoffs: 4-2 (1986 - winning the series)
Home: 3-0 Toyota Center: 0-0
Road: 1-2 Pepsi Center: 0-0

2013-2014 Results (Rockets 2-1)

Nov. 16 @ Toyota Center, Rockets 122-111
Apr. 6 @ Toyota Center, Rockets 130-125 (OT)
Apr. 9 @ Pepsi Center, Nuggets 123-116

Series Information

Current Streak: Nuggets, Won 1
Current Home Streak: Won 2
Current Road Streak: Lost 4
Longest Winning Streak: 11 (Mar. 29, 1997-Jan. 20, 2000)
Longest Losing Streak: 7 (2x: last Mar. 2, 2012-Apr. 6, 2013)
Biggest Winning Margin: 30 (129-99; Feb. 26, 1991)
Biggest Losing Margin: 37 (130-93; Jan. 19, 1983)
Most Points Scored: 156 (Jan. 10, 1991)
Most Points Allowed: 141 (April 14, 1982)
Fewest Points Scored: 70 (Apr. 16, 2002)
Fewest Points Allowed: 74 (Jan. 31, 1995)

2013-2014 Rockets vs. Nuggets

PLAYER	G-GS	MIN	FIELD GOALS		3-POINT FG	FT-FTA	PCT	REBOUNDS				PF-DQ	STL	TO	BLK	PTS	AVG
			FG-FGA	PCT				OFF	DEF	TOT	AST						
Howard, D	1-1	29	4-6	0.667	0-0	0.000	17-24	0.708	0	7	7	1	5-0	0	4	1	25
Harden, J	3-3	105	15-48	0.313	5-20	0.250	24-25	0.960	2	11	13	25	8-0	6	9	1	59
Lin, J	3-2	91	19-34	0.559	5-12	0.417	10-12	0.833	3	4	7	18	9-0	4	6	1	53
Parsons, C	3-3	99	18-37	0.486	5-12	0.417	10-12	0.833	5	7	12	10	7-0	4	8	1	51
Asik, O	2-2	67	11-19	0.579	0-0	0.000	8-13	0.615	9	26	35	2	2-0	3	4	3	30
Jones, T	3-3	73	17-35	0.486	2-4	0.500	3-7	0.429	7	14	21	3	6-0	5	4	7	39
Daniels, T	1-0	11	4-6	0.667	4-6	0.667	0-0	0.000	0	2	2	0	1-0	0	1	0	12
Hamilton, P	1-0	30	4-9	0.444	2-6	0.333	1-2	0.500	3	5	8	1	1-0	2	1	1	11
Beverley, J	1-1	27	4-7	0.571	3-4	0.750	0-0	0.000	2	3	5	2	2-0	0	0	1	11
Canaan, I	2-0	43	7-18	0.389	5-15	0.333	2-4	0.500	3	1	4	8	5-0	2	4	3	21
Motiejunas, D	3-0	63	9-18	0.500	1-2	0.500	4-8	0.500	3	7	10	3	8-0	2	1	3	23
Casspi, O	3-0	41	6-16	0.375	3-8	0.375	0-0	0.000	0	10	10	2	2-0	1	2	1	15
Covington, R	1-0	11	2-3	0.667	1-1	1.000	0-0	0.000	1	1	2	0	0-0	1	1	0	5
Garcia, F	3-0	55	6-15	0.400	1-7	0.143	0-2	0.000	1	7	8	4	6-0	0	1	1	13
Brewer, R	1-0	1	0-0	0.000	0-0	0.000	0-0	0.000	0	0	0	0	0-0	0	0	0	0
Brooks, A	1-0	1	0-0	0.000	0-0	0.000	0-0	0.000	0	0	0	0	0-0	0	0	0	0
ROCKETS	3	745	126-271	0.465	37-97	0.381	79-109	0.725	39	105	180	79	62-0	30	47	24	368
NUGGETS	3	745	146-307	0.476	33-83	0.398	34-45	0.756	43	98	167	81	78-1	26	45	23	359

2013-2014 Nuggets vs. Rockets

PLAYER	G-GS	MIN	FIELD GOALS		3-POINT FG	FT-FTA	PCT	REBOUNDS				PF-DQ	STL	TO	BLK	PTS	AVG
			FG-FGA	PCT				OFF	DEF	TOT	AST						
Lawson, T	1-1	39	11-19	0.579	2-4	0.500	4-6	0.667	0	2	2	17	3-0	2	5	1	28
Brooks, A	2-2	84	16-39	0.410	3-13	0.231	2-2	1.000	2	11	13	22	9-0	5	10	1	37
Fournier, E	3-0	87	18-35	0.514	10-19	0.526	4-6	0.667	2	5	7	5	12-1	0	5	2	50
Foye, R	3-3	98	16-40	0.400	10-21	0.476	7-8	0.875	2	4	6	17	8-0	3	5	1	49
Fariied, K	3-3	90	22-45	0.489	0-0	0.000	3-4	0.750	9	23	32	3	12-0	2	6	2	47
Mozgov, T	3-2	69	18-28	0.643	1-2	0.500	9-12	0.750	10	13	23	1	4-0	2	4	4	46
Chandler, W	1-0	29	5-10	0.500	2-6	0.333	2-2	1.000	0	3	3	1	2-0	0	0	0	14
Hickson, J	1-1	27	7-12	0.583	0-0	0.000	0-1	0.000	5	3	8	1	4-0	1	0	1	14
Miller, Q	3-2	75	13-30	0.433	5-10	0.500	0-0	0.000	4	10	14	5	5-0	2	3	8	31
Hamilton, J	1-1	14	4-8	0.500	0-3	0.000	0-0	0.000	1	0	1	0	3-0	1	1	0	8
Arthur, D	3-0	50	8-21	0.381	0-5	0.000	1-2	0.500	2	13	15	2	6-0	2	3	1	17
Vesely, J	2-0	42	5-9	0.556	0-0	0.000	1-1	1.000	5	6	11	4	4-0	3	0	1	11
Robinson, N	1-0	12	1-2	0.500	0-0	0.000	1-1	1.000	0	2	2	1	1-0	1	0	1	3
Randolph, A	2-0	12	2-6	0.333	0-0	0.000	0-0	0.000	1	1	2	1	3-0	1	1	0	4
Miller, A	1-0	16	0-3	0.000	0-0	0.000	0-0	0.000	0	2	2	1	2-0	1	2	0	0
NUGGETS	3	745	146-307	0.476	33-83	0.398	34-45	0.756	43	98	167	81	78-1	26	45	23	359
ROCKETS	3	745	126-271	0.465	37-97	0.381	79-109	0.725	39	105	180	79	62-0	30	47	24	368

Detroit Pistons

6 Championship Drive
Auburn Hills, MI 48326
(248) 377-0100



Directory

Principal OwnerTom Gores
Pres./CEO, Palace Sports & Ent./PistonsDennis Mannion
President, Basketball Operations/Head CoachStan Van Gundy
General ManagerJeff Bower
Assistant CoachesBob Beyer, Brendan Malone, Malik Allen
Tim Hardaway, Charles Klask
Head Athletic TrainerMike Abdenour
Vice President, Public RelationsJon Ishop

General Information

2013-2014 Record29-53, 4th Central
Home ArenaThe Palace of Auburn Hills (21,165)
Team ColorsRed, White, Blue
RadioDetroit Sports 105.1 FM
George Blaha, Mark Champion, Rick Mahorn
TelevisionFOX Sports Detroit
George Blaha, Greg Kelsner

2014-2015 Schedule vs. Rockets

Sat., Jan. 31 @ The Palace of Auburn Hill, 6:30 p.m.
Fri., Mar. 6 @ Toyota Center, 7:00 p.m.

All-Time Series Record

Regular Season: 64-66
Home: 46-17 Toyota Center: 9-2
Road: 17-45 The Palace of Auburn Hills: 7-17
Neutral: 1-4
Playoffs: Never Met
Home: 0-0 Toyota Center: 0-0
Road: 0-0 The Palace of Auburn Hills: 0-0

2013-2014 Results (Rockets 2-0)

Dec. 21 @ The Palace of Auburn Hill, Rockets 114-97
Mar. 1 @ Toyota Center, Rockets 118-110

Series Information

Current Streak: Rockets, Won 7
Current Home Streak: Won 8
Current Road Streak: Won 3
Longest Winning Streak: 7 (Dec. 7, 2010-Mar. 1, 2014)
Longest Losing Streak: 6 (Jan. 7, 2004-Nov. 18, 2006)
Biggest Winning Margin: 20 (3x: last Jan. 27, 1986)
Biggest Losing Margin: 28 (105-77; Dec. 9, 2001)
Most Points Scored: 132 (2x: last Mar. 19, 1970)
Most Points Allowed: 140 (Mar. 6, 1968)
Fewest Points Scored: 66 (Jan. 7, 2004)
Fewest Points Allowed: 77 (Dec. 12, 2007)

2013-2014 Rockets vs. Pistons

PLAYER	G-GS	MIN	FIELD GOALS		3-POINT FG		FT-FTA	PCT	REBOUNDS			AST	PF-DQ	STL	TO	BLK	PTS	AVG
			FG-FGA	PCT	FG-FGA	PCT			OFF	DEF	TOT							
Howard, D	2-2	75	18-25	0.720	0-1	0.000	16-23	0.696	8	19	27	9	6-0	1	8	3	52	26.0
Parsons, C	1-1	43	9-15	0.600	1-4	0.250	1-1	1.000	0	7	7	3	2-0	1	2	0	20	20.0
Harden, J	1-1	40	7-16	0.438	1-6	0.167	5-8	0.625	1	4	5	12	0-0	3	4	0	20	20.0
Garcia, F	1-1	35	6-11	0.545	4-8	0.500	0-1	0.000	1	4	5	4	4-0	0	2	1	16	16.0
Jones, T	2-2	56	13-20	0.650	2-3	0.667	2-2	1.000	3	9	12	4	2-0	0	1	1	30	15.0
Beverley, P	2-2	53	9-21	0.429	5-10	0.500	6-8	0.750	1	7	8	5	5-0	2	1	1	29	14.5
Casspi, O	2-0	45	9-14	0.643	4-6	0.667	7-8	0.875	0	9	9	9	5-0	1	2	1	29	29.0
Hamilton, J	1-1	33	6-12	0.500	1-6	0.167	0-0	0.000	0	4	4	1	3-0	0	1	1	13	13.0
Brooks, A	1-0	34	4-10	0.400	1-4	0.250	1-1	1.000	0	2	2	7	4-0	0	1	0	10	10.0
Lin, J	1-0	17	1-6	0.167	0-2	0.000	2-2	1.000	3	1	4	2	2-0	0	4	1	4	4.0
Motiejunas, D	2-0	16	3-7	0.429	1-4	0.250	0-0	0.000	0	2	2	1	2-0	0	0	0	7	3.5
Smith, G	1-0	4	1-3	0.333	0-0	0.000	0-0	0.000	0	0	0	0	1-0	0	0	0	2	2.0
Brewer, R	1-0	14	0-2	0.000	0-2	0.000	0-0	0.000	0	1	1	2	0-0	1	1	0	0	0.0
Asik, O	1-0	13	0-1	0.000	0-0	0.000	0-2	0.000	1	2	3	0	3-0	0	2	0	0	0.0
Canaan, I	0-0	0	0-0	0.000	0-0	0.000	0-0	0.000	0	0	0	0	0-0	0	0	0	0	0.0
ROCKETS	2	480	86-163	0.528	20-56	0.357	40-56	0.714	18	71	110/55.0	59	39-0	9	31	9	232	116.0
PISTONS	2	480	85-189	0.450	5-31	0.161	32-45	0.711	31	53	100/50.0	44	41-0	19	21	15	207	103.5

2013-2014 Pistons vs. Rockets

PLAYER	G-GS	MIN	FIELD GOALS		3-POINT FG		FT-FTA	PCT	REBOUNDS			AST	PF-DQ	STL	TO	BLK	PTS	AVG
			FG-FGA	PCT	FG-FGA	PCT			OFF	DEF	TOT							
Smith, J	2-2	71	16-44	0.364	0-5	0.000	8-13	0.615	6	6	12	6	8-0	4	3	4	40	20.0
Stuckey, R	2-0	60	14-26	0.538	0-1	0.000	4-5	0.800	0	1	1	3	2-0	2	2	0	32	16.0
Drummond, A	2-2	61	12-16	0.750	0-0	0.000	1-3	0.333	6	17	23	1	10-0	3	0	6	25	12.5
Bynum, W	2-0	44	11-22	0.500	0-2	0.000	1-1	1.000	3	5	8	8	3-0	2	4	0	23	11.5
Monroe, G	2-2	60	8-21	0.381	0-0	0.000	4-4	1.000	10	15	25	4	6-0	2	6	2	20	10.0
Jennings, B	2-2	59	6-24	0.250	2-12	0.167	5-6	0.833	0	1	1	18	3-0	1	3	0	19	9.5
Singler, K	2-1	54	7-13	0.538	1-4	0.250	4-4	1.000	2	2	4	2	6-0	0	2	2	19	9.5
Dalme, G	1-0	13	4-5	0.800	1-1	1.000	0-0	0.000	2	1	3	1	0-0	0	0	0	9	9.0
Villanueva, C	2-0	10	3-8	0.375	0-2	0.000	3-5	0.600	0	1	1	0	1-0	1	0	1	9	4.5
Caldwell-Pope, K	2-1	30	3-5	0.600	1-2	0.500	0-0	0.000	0	2	2	0	1-0	2	0	0	7	3.5
Mitchell, T	1-0	3	0-0	0.000	0-0	0.000	2-4	0.500	0	0	0	0	0-0	0	0	0	2	2.0
Jerabko, J	2-0	11	1-5	0.200	0-2	0.000	0-0	0.000	2	2	4	1	0-0	2	1	0	2	1.0
Harrellson, J	1-0	3	0-0	0.000	0-0	0.000	0-0	0.000	0	0	0	0	1-0	0	0	0	0	0.0
Siva, P	0-0	0	0-0	0.000	0-0	0.000	0-0	0.000	0	0	0	0	0-0	0	0	0	0	0.0
PISTONS	2	480	85-189	0.450	5-31	0.161	32-45	0.711	31	53	100/50.0	44	41-0	19	21	15	207	103.5
ROCKETS	2	480	86-163	0.528	20-56	0.357	40-56	0.714	18	71	110/55.0	59	39-0	9	31	9	232	116.0

Golden State Warriors

1011 Broadway
Oakland, CA 94607
(510) 986-2200



Directory

Co-Executive Chairman & CEO Joe Jacob
Co-Executive Chairman Peter Guber
General Manager Bob Myers
Head Coach Steve Kerr
Assistant Coaches Ron Adams, Luke Walton,
Jarron Collins, Bruce Fraser
Head Athletic Trainer JoHan Wang
Vice President, Communications Raymond Ridder

General Information

2013-2014 Record 51-31, 2nd Pacific
Home Arena ORACLE Arena (19,596)
Team Colors Warriors Royal Blue,
California Golden Yellow
Radio KNBR 680/1050 AM
Tim Roye, Tom Tolbert
Television Comcast SportsNet Bay Area
Bob Fitzgerald, Jim Barnett

2014-2015 Schedule vs. Rockets

Sat., Nov. 8 @ Toyota Center, 7:00 p.m.
Wed., Dec. 10 @ ORACLE Arena, 9:30 p.m.
Sat., Jan. 17 @ Toyota Center, 7:00 p.m.
Wed., Jan. 21 @ ORACLE Arena, 9:30 p.m.

All-Time Series Record

Regular Season: 118-81
Home: 62-36 Toyota Center: 15-4
Road: 53-42 ORACLE Arena: 24-8
Neutral: 3-3
Playoffs: Never Met
Home: 0-0 Toyota Center: 0-0
Road: 0-0 ORACLE Arena: 0-0

2013-2014 Results (Rockets 2-1)

Dec. 6 @ Toyota Center, Rockets 105-83
Dec. 13 @ ORACLE Arena, Rockets 116-112
Feb. 20 @ ORACLE Arena, Warriors 102-99 (OT)

Series Information

Current Streak: Warriors, Won 1
Current Home Streak: Won 1
Current Road Streak: Lost 1
Longest Winning Streak: 11 (Mar. 8, 1993-Nov. 3, 1995)
Longest Losing Streak: 8 (Dec. 5, 1972-Nov. 26, 1974)
Biggest Winning Margin: 41 (133-92; Nov. 14, 1979)
Biggest Losing Margin: 30 (2x: last 108-78; Mar. 17, 2013)
Most Points Scored: 144 (Mar. 25, 1989)
Most Points Allowed: 142 (Nov. 19, 1967)
Fewest Points Scored: 78 (Mar. 17, 2013)
Fewest Points Allowed: 65 (Jan. 5, 2004)

2013-2014 Rockets vs. Warriors

PLAYER	G-GS	MIN	FIELD GOALS		3-POINT FG	FT-FTA	PCT	REBOUNDS				PF-DQ	STL	TO	BLK	PTS	AVG
			FG-FGA	PCT				OFF	DEF	TOT	AST						
Harden, J	3-3	127	36-71	0.507	7-19	20-27	0.741	3	10	13	18	7-0	2	9	1	99	33.0
Parsons, C	3-3	114	20-51	0.392	7-19	5-6	0.833	3	10	13	13	10-0	7	7	2	52	17.3
Howard, D	3-3	104	14-27	0.519	1-1	22-35	0.629	14	36	50	7	12-0	3	10	6	51	17.0
Jones, T	3-3	84	10-27	0.370	1-9	5-8	0.625	6	18	24	1	6-0	5	1	3	26	8.7
Lin, J	2-0	55	5-12	0.417	2-5	5-6	0.833	1	4	5	6	7-0	0	6	0	17	8.5
Beverley, P	3-3	100	10-21	0.476	2-8	2-4	0.500	6	3	9	5	16-2	4	4	0	24	8.0
Brooks, A	1-0	17	3-7	0.429	2-5	0-0	0.000	1	0	1	2	1-0	1	1	0	8	8.0
Asik, O	1-0	15	3-6	0.500	0-0	0-0	0.000	3	2	5	2	1-0	1	0	1	6	6.0
Motiejunas, D	3-0	34	5-15	0.333	1-6	5-8	0.625	2	4	6	1	3-0	0	0	0	16	5.3
Casspi, O	3-0	57	5-17	0.294	2-9	3-5	0.600	2	6	8	3	3-0	5	4	1	15	5.0
Garcia, F	2-0	36	2-9	0.222	2-6	0-0	0.000	1	9	10	1	3-0	0	0	4	6	3.0
Brewer, R	1-0	3	0-0	0.000	0-0	0-0	0.000	0	0	0	0	0-0	0	0	0	0	0.0
ROCKETS	3	745	113-263	0.430	27-87	67-99	0.677	42	102	176	59	69-2	28	47	18	320	106.7
WARRIORS	3	745	107-259	0.413	17-65	66-82	0.805	43	105	174	50	81-1	23	52	18	297	99.0

2013-2014 Warriors vs. Rockets

PLAYER	G-GS	MIN	FIELD GOALS		3-POINT FG	FT-FTA	PCT	REBOUNDS				PF-DQ	STL	TO	BLK	PTS	AVG
			FG-FGA	PCT				OFF	DEF	TOT	AST						
Curry, S	3-3	110	18-41	0.439	7-18	24-26	0.923	0	5	5	20	15-1	5	16	0	67	22.3
Lee, D	3-3	104	23-42	0.548	0-0	16-19	0.842	6	21	27	0	9-0	3	8	3	62	20.7
Barnes, H	3-2	95	15-37	0.405	2-9	7-10	0.700	6	17	23	6	10-0	5	7	2	39	13.0
Crawford, J	1-0	14	4-8	0.500	2-4	2-3	0.667	0	1	1	0	0-0	0	1	1	12	12.0
Iguodala, A	1-1	39	4-8	0.500	1-3	2-2	1.000	2	6	8	7	0-0	1	0	0	11	11.0
Thompson, K	3-3	114	14-45	0.311	1-16	3-4	0.750	2	9	11	7	11-0	4	6	2	32	10.7
Speights, M	3-0	44	10-25	0.400	0-0	5-6	0.833	11	8	19	0	3-0	0	1	2	25	8.3
Bogut, A	2-2	45	7-10	0.700	0-0	0-0	0.000	5	11	16	2	8-0	2	2	2	14	7.0
Bazemore, K	2-0	17	4-6	0.667	1-3	3-4	0.750	0	3	3	1	2-0	1	2	0	12	6.0
Green, D	3-0	62	3-15	0.200	2-6	3-4	0.750	3	10	13	6	14-0	1	4	3	11	3.7
O'Neal, J	2-1	54	3-11	0.273	0-0	1-4	0.250	7	8	15	0	6-0	0	2	2	7	3.5
Blake, S	1-0	18	1-5	0.200	1-4	0-0	0.000	0	2	2	1	0-0	0	1	1	3	3.0
Armstrong, H	1-0	4	1-1	1.000	0-0	0-0	0.000	1	2	3	0	1-0	0	0	0	2	2.0
Douglas, T	1-0	13	0-3	0.000	0-1	0-0	0.000	0	1	1	0	1-0	1	0	0	0	0.0
Nedovic, N	1-0	11	0-2	0.000	0-1	0-0	0.000	0	1	1	0	1-0	0	2	0	0	0.0
WARRIORS	3	745	107-259	0.413	17-65	66-82	0.805	43	105	174	50	81-1	23	52	18	297	99.0
ROCKETS	3	745	113-263	0.430	27-87	67-99	0.677	42	102	176	59	69-2	28	47	18	320	106.7

Indiana Pacers

125 S. Pennsylvania Street
Indianapolis, IN 46204
(317) 917-2500



Directory

Owner, Chairman & CEO Herbert Simon
President, Basketball Operations Larry Bird
Head Coach Frank Vogel
Associate Head Coach Nate McMillan
Assistant Coaches Dan Burke, Popeye Jones
Scout/Assistant Coach Jimmy Powell
Head Athletic Trainer/Team Administrator Josh Corbell
Director, Pacers Media Relations David Benner

General Information

2013-2014 Record 56-26, 1st Central
Home Arena Bankers Life Fieldhouse (18,165)
Team Colors Navy Blue, Gold
Radio 1070 The Fan
Mark Boyle, Bob Leonard
Television FOX Sports Indiana
Chris Denari, Quinn Buckner

2014-2015 Schedule vs. Rockets

Mon., Jan. 19 @ Toyota Center, 4:30 p.m.
Mon., Mar. 23 @ Bankers Life Fieldhouse, 6:00 p.m.

All-Time Series Record

Regular Season: 49-34

Home: 29-13 Toyota Center: 5-6
Road: 20-21 Bankers Life Fieldhouse: 5-9
Neutral: 0-0

Playoffs: Never Met

Home: 0-0 Toyota Center: 0-0
Road: 0-0 Bankers Life Fieldhouse: 0-0

2013-2014 Results (Even 1-1)

Dec. 20 @ Bankers Life Fieldhouse, Pacers 114-81
Mar. 7 @ Toyota Center, Rockets 112-86

Series Information

Current Streak: Rockets, Won 1
Current Home Streak: Won 1
Current Road Streak: Lost 2
Longest Winning Streak: 9 (Mar. 8, 1985-Apr. 11, 1989)
Longest Losing Streak: 4 (2x: last Nov. 26, 2008-Apr. 4, 2010)
Biggest Winning Margin: 30 (132-102; Jan. 16, 1988)
Biggest Losing Margin: 33 (114-81; Dec. 20, 2013)
Most Points Scored: 134 (Mar. 23, 1979)
Most Points Allowed: 141 (2x: last Nov. 29, 1991)
Fewest Points Scored: 71 (Dec. 23, 2003)
Fewest Points Allowed: 74 (Jan. 23, 2004)

2013-2014 Rockets vs. Pacers

PLAYER	G-GS	MIN	FIELD GOALS		3-POINT FG		FT-FTA	PCT	REBOUNDS			AST	PF-DQ	STL	TO	BLK	PTS	AVG
			FG-FGA	PCT	FG-FGA	PCT			OFF	DEF	TOT							
Harden, J	2-2	69	13-31	0.419	5-12	0.417	9-12	0.750	0	7	7	6	5-0	6	7	0	40	20.0
Howard, D	2-2	60	15-27	0.556	0-0	0.000	4-8	0.500	4	14	18	6	5-0	1	5	6	34	17.0
Parsons, C	2-2	69	10-20	0.500	1-5	0.200	4-8	0.500	4	4	8	8	4-0	2	2	1	25	12.5
Lin, J	1-0	16	4-5	0.800	1-2	0.500	2-2	1.000	0	0	0	3	1-0	0	0	0	11	11.0
Beverley, P	2-2	56	7-11	0.636	1-2	0.500	2-2	1.000	2	3	5	6	3-0	1	1	0	17	8.5
Jones, T	2-2	49	7-12	0.583	2-4	0.500	1-3	0.333	3	6	9	1	4-0	1	2	0	17	8.5
Hamilton, J	1-0	17	3-7	0.429	1-5	0.200	0-0	0.000	0	3	3	0	1-0	2	3	1	7	7.0
Motiejunas, D	2-0	31	4-8	0.500	2-3	0.667	3-4	0.750	1	2	3	1	1-0	0	0	0	13	6.5
Smith, G	1-0	12	3-6	0.500	0-0	0.000	0-0	0.000	1	1	2	0	3-0	1	0	0	6	6.0
Garcia, F	1-0	24	2-6	0.333	1-4	0.250	0-0	0.000	0	3	3	1	1-0	1	0	0	5	5.0
Daniels, T	1-0	6	2-4	0.500	1-3	0.333	0-0	0.000	0	0	0	0	1-0	0	0	0	5	5.0
Canaan, I	1-0	6	1-1	1.000	1-1	1.000	2-2	1.000	0	0	0	0	1-0	1	1	0	5	5.0
Asik, O	1-0	20	0-2	0.000	0-0	0.000	4-6	0.667	1	5	6	1	0-0	0	2	2	4	4.0
Casspi, O	2-0	29	1-12	0.083	1-8	0.125	0-0	0.000	1	3	4	2	1-0	2	1	0	3	1.5
Brooks, A	1-0	18	0-7	0.000	0-1	0.000	1-2	0.500	1	1	2	1	2-0	1	2	0	1	1.0
Brewer, R	1-0	5	0-1	0.000	0-0	0.000	0-0	0.000	0	0	0	0	0-0	0	0	0	0	0.0
ROCKETS	2	480	72-160	0.450	17-50	0.340	32-49	0.653	18	52	88	36	33-0	19	28	10	193	96.5
PACERS	2	480	77-155	0.497	19-42	0.452	27-37	0.730	16	69	104	51	43-0	18	37	13	200	100.0

2013-2014 Pacers vs. Rockets

PLAYER	G-GS	MIN	FIELD GOALS		3-POINT FG		FT-FTA	PCT	REBOUNDS			AST	PF-DQ	STL	TO	BLK	PTS	AVG
			FG-FGA	PCT	FG-FGA	PCT			OFF	DEF	TOT							
George, P	2-2	64	12-28	0.429	4-11	0.364	9-10	0.900	1	13	14	8	4-0	5	5	2	37	18.5
West, D	2-2	49	11-19	0.579	0-0	0.000	5-8	0.625	5	12	17	5	5-0	3	5	2	27	13.5
Scola, L	2-0	36	9-14	0.643	1-1	1.000	4-4	1.000	0	9	9	2	4-0	1	1	1	23	11.5
Stephenson, L	2-2	65	9-24	0.375	2-5	0.400	0-0	0.000	3	5	8	12	5-0	1	5	0	20	10.0
Hibbert, R	2-2	57	7-14	0.500	0-0	0.000	4-8	0.500	3	6	9	3	5-0	1	0	4	18	9.0
Hill, G	2-2	54	7-13	0.538	2-5	0.400	0-0	0.000	0	2	2	8	4-0	0	2	0	16	8.0
Watson, C	1-0	18	3-3	1.000	2-2	1.000	0-2	0.000	1	4	5	3	1-0	2	1	0	8	8.0
Hill, S	1-0	8	3-3	1.000	2-2	1.000	0-0	0.000	0	3	3	0	0-0	1	2	0	8	8.0
Mahmoud, I	2-0	33	5-8	0.625	0-0	0.000	2-2	1.000	1	7	8	0	6-0	0	2	2	12	6.0
Granger, D	1-0	22	1-7	0.143	1-4	0.250	2-2	1.000	0	2	2	2	1-0	1	5	1	5	5.0
Turner, E	1-0	15	2-3	0.667	1-1	1.000	0-0	0.000	0	1	1	0	1-0	2	2	0	5	5.0
Butler, R	2-0	28	3-6	0.500	2-4	0.500	0-0	0.000	0	1	1	2	3-0	1	1	1	8	4.0
Copeland, C	2-0	11	3-6	0.500	2-4	0.500	0-0	0.000	1	2	3	1	2-0	0	2	0	8	4.0
Sloan, D	2-0	20	2-6	0.333	0-2	0.000	1-1	1.000	0	2	2	4	1-0	0	1	0	5	2.5
Allen, L	1-0	6	0-0	0.000	0-0	0.000	0-0	0.000	1	0	1	1	1-0	0	0	0	0	0.0
Johnson, O	1-0	2	0-1	0.000	0-1	0.000	0-0	0.000	0	0	0	0	0-0	0	0	0	0	0.0
PACERS	2	480	77-155	0.497	19-42	0.452	27-37	0.730	16	69	104	51	43-0	18	37	13	200	100.0
ROCKETS	2	480	72-160	0.450	17-50	0.340	32-49	0.653	18	52	88	36	33-0	19	28	10	193	96.5

Los Angeles Clippers Training Center
6951 South Centinela Avenue
Playa Vista, CA 90094
(310) 862-6000



Owner	Steve Ballmer
President, Basketball Operations/Head Coach	Glenn "Doc" Rivers
VP, Basketball Operations	Kevin Eastman
General Manager	Dave Wohl
Assistant Coaches	Mike Woodson, Sam Cassell Armond Hill, Brendan O'Connor
Head Athletic Trainer	Jasen Powell
Vice President, Communications	Seth Burton

2013-2014 Record	57-25, 1st Pacific
Home Arena	STAPLES Center (19,060)
Team Colors	Red, White, Blue
Radio	KFWB 980 AM, ESPN Deportes 1330 AM Brian Sieman, Celso Gaspar
Television	Prime Ticket Ralph Lawler, Michael Smith

Fri., Nov. 28 @ Toyota Center, 7:00 p.m.
Wed., Feb. 11 @ STAPLES Center, 9:30 p.m.
Wed., Feb. 25 @ Toyota Center, 7:30 p.m.
Sun., Mar. 15 @ STAPLES Center, 2:30 p.m.

Regular Season: 112-69
Home: 63-24 Toyota Center: 13-7
Road: 45-44 STAPLES Center: 14-13
Neutral: 4-1

Playoffs: 3-2 (1993 - winning the series)
Home: 2-1 Toyota Center: 0-0
Road: 1-1 STAPLES Center: 0-0

Nov. 4 @ STAPLES Center, Clippers 137-118
Nov. 9 @ Toyota Center, Clippers 107-94
Feb. 26 @ STAPLES Center, Clippers 101-93
Mar. 29 @ Toyota Center, Clippers 118-107

Current Streak: Clippers, Won 4
Current Home Streak: Lost 2
Current Road Streak: Lost 6
Longest Winning Streak: 9 (2x: last Mar. 12, 2003-Apr. 18, 2005)
Longest Losing Streak: 5 (Jan. 4, 2012-Feb. 13, 2013)
Biggest Winning Margin: 32 (148-116; Mar. 15, 1986)
Biggest Losing Margin: 31 (128-97; Dec. 21, 1983)
Most Points Scored: 148 (Mar. 15, 1986)
Most Points Allowed: 138 (M ar. 7, 1979)
Fewest Points Scored: 74 (Nov. 4, 2000)

PLAYER	FIELD GOALS				3-POINT FG				REBOUNDS									
	G-GS	MIN	FG-FGA	PCT	FG-FGA	PCT	FT-FTA	PCT	OFF	DEF	TOT	AST	PF-DQ	STL	TO	BLK	PTS	AVG
Harden, J	4-4	155	25-69	0.362	5-30	0.167	22-28	0.786	6	14	20	19	9-0	3	17	1	77	19.3
Howard, D	3-3	100	21-35	0.600	0-0	0.000	15-50	0.300	9	19	28	2	11-0	0	7	4	57	19.0
Parsons, C	4-4	151	27-60	0.450	5-18	0.278	13-16	0.813	2	22	24	12	9-0	5	10	1	72	18.0
Hamilton, J	1-0	24	6-12	0.500	0-4	0.000	0-0	0.000	0	3	3	2	2-0	2	1	0	16	16.0
Canaan, I	1-0	20	3-5	0.600	2-4	0.500	6-8	0.750	0	4	4	3	2-0	0	0	0	14	14.0
Beverly, P	2-2	67	7-15	0.467	4-9	0.444	6-6	1.000	2	8	10	5	11-1	4	7	3	24	12.0
Smith, J	1-0	11	6-6	1.000	0-0	0.000	0-1	0.000	5	2	7	0	1-0	0	1	0	12	12.0
Lin, J	4-2	107	10-32	0.313	2-8	0.250	14-16	0.875	2	6	8	20	11-0	4	11	0	36	9.0
Brooks, A	1-0	18	3-5	0.600	0-0	0.000	3-4	0.750	0	4	4	0	2-0	1	0	1	9	9.0
Asik, O	4-3	99	12-17	0.706	0-0	0.000	7-10	0.700	10	20	30	1	12-0	0	6	3	31	7.8
Casspi, O	3-0	57	7-18	0.389	4-10	0.400	4-5	0.800	3	11	14	6	4-0	2	4	0	22	7.3
Garcia, F	3-0	50	7-17	0.412	3-11	0.273	3-4	0.750	3	6	9	1	5-0	2	2	0	20	6.7
Motiejunas, D	5-4	54	5-15	0.333	4-5	0.800	4-5	0.800	0	12	12	0	0-0	0	2	1	14	4.7
Jones, T	3-2	42	3-10	0.300	0-0	0.000	2-4	0.500	6	3	9	1	7-0	1	1	0	8	2.7
Brewer, R	1-0	5	0-0	0.000	0-0	0.000	0-2	0.000	0	2	2	0	0-0	1	0	0	0	0.0
ROCKETS	4	960	142-316	0.449	29-101	0.287	99-139	0.712	49	134	218	75	90-0	25	73	15	412	103.0
CLIPPERS	4	960	174-364	0.478	44-127	0.346	71-100	0.710	50	118	215	110	109-0	39	48	32	463	115.8

PLAYER	G-GS	MIN	FIELD GOALS			3-POINT FG			REBOUNDS							PTS	AVG	
			FG-FA	PCT	FG-FA	PCT	FT-FTA	PCT	OFF	DEF	TOT	AST	PF-QD	STL	TO			BLK
Radulic, J	2-2	64	16-30	0.533	5-14	0.357	11-11	1.000	3	5	8	5	18-0	6	3	2	48/24.0	24.0
Paul, C	4-4	148	27-55	.491	7-16	.438	20-22	.909	3	13	16	5	15-9	7	7	0	81/20.3	20.3
Griffin, B	4-4	112	30-57	.526	1-3	.333	9-14	.643	9	22	31	8	13-4	4	7	3	70/17.5	17.5
Crawford, J	4-1	103	22-55	.400	12-30	.400	11-15	.733	5	4	9	9	10-0	0	4	1	67/16.8	16.8
Jordan, D	4-4	141	23-30	.767	0	0.000	10-24	.417	12	37	49	6	17-5	5	6	14	56/14.0	14.0
Collison, D	4-1	110	17-48	.354	6-22	.273	7-10	.700	4	7	11	17	9-0	7	3	6	47/11.8	11.8
Barnes, M	3-2	85	12-27	.444	4-16	.250	0	0.000	3	12	15	6	10-0	2	3	2	28/9.3	9.3
Dudley, J	4-2	93	15-27	.556	7-13	.538	0-1	0.000	3	8	11	4	5-0	1	4	1	37/9.3	9.3
Mullens, B	2-0	17	5-6	.833	2-3	.667	0-0	0.000	1	4	5	0	5-0	2	1	1	12/6.0	6.0
Hollins, R	3-0	15	4-5	.800	0	0.000	0-0	0.000	3	1	4	1	4-0	0	0	0	8/2.7	2.7
Turkoglu, H	2-0	10	1-3	.333	0	0.000	1-1	1.000	1	0	1	0	2-0	1	1	0	3/1.5	1.5
Green, W	3-0	28	2-9	.222	0-3	.000	0-0	0.000	0	2	2	2	6-0	1	2	0	4/1.3	1.3
Davis, G	2-0	9	0-3	.000	0	0.000	2-2	1.000	1	1	2	0	3-0	1	1	2	2/1.0	1.0
Bullock, R	4-0	26	0-9	.000	0-7	.000	0-0	0.000	2	2	4	1	2-0	1	1	0	0/0.0	0.0
CLIPPERS	4	960	174-364	.478	44-127	.346	71-100	.710	50	118	215	110	109-90	39	48	32	463	115.8
ROCKETS	4	960	142-316	.449	29-101	.287	99-138	.719	49	134	218	75	90-91	25	73	15	412	103.0

Los Angeles Lakers

555 N. Nash Street
El Segundo, CA 90245
(310) 426-6000



Directory

President/GovernorJeanie Buss
Executive VP, Basketball Operations/Alt. GovernorJim Buss
General ManagerMitch Kupchak
Head CoachByron Scott
Assistant CoachesJohnny Davis, Mark Madsen, Larry Lewis
Head Athletic TrainerGary Vitti
Vice President, Public RelationsJohn Black

General Information

2013-2014 Record27-55, 5th Pacific
Home ArenaSTAPLES Center (18,997)
Team ColorsPurple, Gold
RadioESPN Radio 710 AM, ESPN Deportes 1330 AM
John Ireland, Mychal Thompson,
Fernando Gonzalez, Pepe Mantilla
TelevisionTime Warner Cable SportsNet & Deportes
Bill Macdonald, Stu Lantz, Adrian Garcia Marquez, Francisco Pinto

2014-2015 Schedule vs. Rockets

Tue., Oct. 28 @ STAPLES Center, 9:30 p.m.
Wed., Nov. 19 @ Toyota Center, 8:30 p.m.
Sun., Jan. 25 @ STAPLES Center, 8:30 p.m.

All-Time Series Record

Regular Season: 69-132
Home: 40-58 Toyota Center: 9-10
Road: 30-74 STAPLES Center: 11-18
Neutral: 1-1
Playoffs: 15-20 (1981, 1986, 1990, 1991, 1996, 1999,
2004, 2009 - winning three series)
Home: 9-6 Toyota Center: 3-2
Road: 6-14 STAPLES Center: 1-6

2013-2014 Results (Rockets 3-1)

Nov. 7 @ Toyota Center, Lakers 99-98
Jan. 8 @ Toyota Center, Rockets 113-99
Feb. 19 @ STAPLES Center, Rockets 134-108
Apr. 8 @ STAPLES Center, Rockets 145-130

Series Information

Current Streak: Rockets, Won 3
Current Home Streak: Won 1
Current Road Streak: Won 2
Longest Winning Streak: 6 (Jan. 18, 1993-Mar. 24, 1994)
Longest Losing Streak: 15 (Dec. 31, 1967-Dec. 5, 1970)
Biggest Winning Margin: 32 (136-104; Dec. 27, 1972)
Biggest Losing Margin: 36 (152-116; Oct. 27, 1968)
Most Points Scored: 145 (Apr. 8, 2014)
Most Points Allowed: 152 (Oct. 27, 1968)
Fewest Points Scored: 74 (Nov. 15, 1991)
Fewest Points Allowed: 74 (2x: last Dec. 18, 2005)

2013-2014 Rockets vs. Lakers

PLAYER	G-GS	MIN	FIELD GOALS		3-POINT FG		FT-FTA	PCT	REBOUNDS			AST	PF-DQ	STL	TO	BLK	PTS	AVG
			FG-FGA	PCT	FG-FGA	PCT			OFF	DEF	TOT							
Harden, J	4-4	146	43-80	0.538	13-29	0.448	36-44	0.818	6	16	22	32	8-0	13	6	4	135	33.8
Jones, T	3-3	84	24-40	0.600	2-4	0.500	9-16	0.563	10	15	25	2	5-0	1	1	1	59	19.7
Howard, D	3-3	103	19-38	0.500	0-0	0.000	17-46	0.370	11	29	40	6	8-0	6	8	5	55	18.3
Parsons, C	3-3	99	22-38	0.579	5-12	0.417	4-6	0.667	2	9	11	11	4-0	5	4	1	53	17.7
Lin, J	4-2	118	16-39	0.410	5-15	0.333	10-17	0.588	3	9	12	15	10-0	8	14	4	47	11.8
Motiejunas, D	3-0	53	12-29	0.414	2-10	0.200	5-8	0.625	8	17	25	2	2-0	2	2	3	31	10.3
Asik, O	3-2	71	8-16	0.500	0-0	0.000	7-10	0.700	6	30	36	2	5-0	2	6	2	23	7.7
Canaan, I	2-0	28	6-8	0.750	3-4	0.750	0-0	0.000	0	1	1	1	1-0	0	2	0	15	7.5
Casspi, O	4-0	67	9-19	0.474	2-7	0.286	7-8	0.875	2	14	16	9	5-0	3	3	1	27	6.8
Beverley, P	2-2	63	5-19	0.263	3-11	0.273	0-0	0.000	4	3	7	9	7-0	4	1	1	13	6.5
Garcia, F	4-0	78	8-25	0.320	5-16	0.313	0-0	0.000	2	6	8	6	12-0	2	4	3	21	5.3
Brooks, A	2-0	20	3-7	0.429	3-6	0.500	0-0	0.000	1	2	3	1	3-0	0	3	0	9	4.5
Hamilton, J	1-0	7	1-4	0.250	0-1	0.000	0-0	0.000	0	2	2	0	1-0	0	0	0	2	2.0
Brewer, R	1-1	23	0-2	0.000	0-1	0.000	0-0	0.000	0	2	2	0	2-0	1	0	0	0	0.0
Smith, G	0-0	0	0-0	0.000	0-0	0.000	0-0	0.000	0	0	0	0	0-0	0	0	0	0	0.0
ROCKETS	4	985	176-364	0.484	43-116	0.371	95-155	0.613	55	155	276	96	73-0	47	57	25	490	122.5
LAKERS	4	985	157-359	0.437	51-118	0.432	71-90	0.789	35	124	193	113	107-1	33	73	25	436	109.0

2013-2014 Lakers vs. Rockets

PLAYER	G-GS	MIN	FIELD GOALS		3-POINT FG		FT-FTA	PCT	REBOUNDS			AST	PF-DQ	STL	TO	BLK	PTS	AVG
			FG-FGA	PCT	FG-FGA	PCT			OFF	DEF	TOT							
Young, N	3-1	82	24-48	0.500	9-21	0.429	11-13	0.846	2	9	11	6	11-0	2	2	0	68	22.7
Meeks, J	4-3	133	30-57	0.526	11-24	0.458	17-19	0.895	1	10	11	12	10-0	4	9	0	88	22.0
Johnson, W	4-3	140	22-52	0.423	12-24	0.500	5-7	0.714	7	12	19	9	8-0	7	8	2	61	15.3
Blake, S	1-1	34	5-10	0.500	4-6	0.667	0-0	0.000	0	3	3	2	4-0	0	0	0	14	14.0
Farmer, J	3-0	66	13-28	0.464	6-12	0.500	3-3	1.000	2	11	13	19	5-0	4	13	2	35	11.7
Gasol, P	2-2	68	9-23	0.391	0-1	0.000	5-6	0.833	5	19	24	5	9-0	0	6	2	23	11.5
Kelly, R	3-2	45	9-28	0.321	1-9	0.111	14-17	0.824	1	6	7	5	12-0	1	2	3	33	11.0
Hill, J	4-1	88	18-30	0.600	0-0	0.000	2-6	0.333	8	16	27	6	14-0	4	6	7	38	9.5
Marshall, K	3-3	99	9-30	0.300	5-14	0.357	2-4	0.500	0	6	6	28	6-0	5	11	0	25	8.3
Nash, S	2-1	41	4-13	0.308	3-6	0.500	4-4	1.000	2	2	4	11	4-0	1	5	0	15	7.5
Kaman, C	3-2	56	9-20	0.450	0-0	0.000	2-3	0.667	4	15	19	6	11-0	3	6	5	20	6.7
Sacre, R	3-1	57	4-13	0.308	0-0	0.000	2-2	1.000	2	13	15	1	10-1	1	1	4	10	3.3
Henry, X	1-0	14	1-5	0.200	0-0	0.000	1-2	0.500	1	0	1	1	3-0	1	3	0	3	3.0
Brooks, M	1-0	6	0-2	0	0-1	0	3-4	0.750	0	2	2	2	0-0	0	0	0	3	3.0
LAKERS	4	985	157-359	0.437	51-118	0.432	71-90	0.789	35	124	193	113	107-1	33	73	25	436	109.0
ROCKETS	4	985	176-364	0.484	43-116	0.371	95-155	0.613	55	155	276	96	73-0	47	57	25	490	122.5

Memphis Grizzlies

191 Beale Street
Memphis, TN 38103
(901) 205-1234



Directory

Chairman & Controlling Owner Robert J. Pera
GM/Vice President, Basketball Operations Chris Wallace
Vice President, Basketball Operations John Hollinger
Head Coach David Joergler
Assistant Coaches Elston Turner, Duane Ticknor, Jeff Bizdelik
Bob Thornton, Shawn Respert
Head Athletic Trainer Drew Graham
Director, Communications & Publications Jason Wallace

General Information

2013-2014 Record 50-32, 3rd Southwest
Home Arena FedExForum (18,119)
Team Colors Memphis Midnight, Beale Street Blue,
Smoke Blue, Grizzlies Gold
Radio WMFS ESPN 92.9 FM/680AM
Eric Hasseltine, Hank McDowell, Elliot Perry
Television SportSouth
Pete Pratica, Sean Tuohy, Brevin Knight, Rob Fischer

2014-2015 Schedule vs. Rockets

Mon., Nov. 17 @ FedExForum, 7:00 p.m.
Wed., Dec. 3 @ Toyota Center, 7:00 p.m.
Fri., Dec. 26 @ FedEx Forum, 7:00 p.m.
Wed., Mar. 4 @ Toyota Center, 7:00 p.m.

All-Time Series Record

Regular Season: 49-27
Home: 31-7 Toyota Center: 17-5
Road: 18-20 FedExForum: 9-17
Neutral: 0-0
Playoffs: Never Met
Home: 0-0 Toyota Center: 0-0
Road: 0-0 FedExForum: 0-0

2013-2014 Results (Even 2-2)

Nov. 25 @ FedExForum, Rockets 93-86
Dec. 26 @ Toyota Center, Rockets 100-92
Jan. 24 @ Toyota Center, Grizzlies 88-87
Jan. 25 @ FedExForum, Grizzlies 99-81

Series Information

Current Streak: Grizzlies, Won 2
Current Home Streak: Lost 1
Current Road Streak: Lost 1
Longest Winning Streak: 9 (Dec. 16, 1997-Dec. 6, 2000)
Longest Losing Streak: 4 (Nov. 25, 2005-Apr. 15, 2006)
Biggest Winning Margin: 27 (118-91; Dec. 16, 1997)
Biggest Losing Margin: 23 (109-86; Mar. 26, 2004)
Most Points Scored: 127 (Dec. 3, 2010)
Most Points Allowed: 115 (Jan. 21, 2011)
Fewest Points Scored: 71 (Nov. 1, 2003)
Fewest Points Allowed: 71 (Oct. 29, 2008)

2013-2014 Rockets vs. Grizzlies

PLAYER	G-GS	MIN	FIELD GOALS		3-POINT FG		FT-FTA	PCT	REBOUNDS			PF-DQ	STL	TO	BLK	PTS	AVG	
			FG-FGA	PCT	FG-FGA	PCT			OFF	DEF	TOT							
Parsons, C	4-4	160	29-54	0.537	12-26	0.462	7-8	0.875	3	20	23	9	7-0	2	8	0	77	19.3
Harden, J	3-3	118	10-33	0.303	2-13	0.154	31-35	0.886	3	9	12	21	4-0	1	6	2	53	17.7
Jones, T	4-4	114	21-41	0.512	1-7	0.143	5-12	0.417	5	14	19	9	5-0	1	4	5	48	12.0
Lin, J	4-2	124	15-35	0.429	2-11	0.182	15-17	0.882	1	11	12	10	5-0	4	10	2	47	11.8
Howard, D	4-4	109	16-36	0.444	0-0	0.000	6-14	0.429	6	31	37	2	16-0	4	13	4	38	9.5
Casspi, O	4-0	70	10-22	0.455	4-10	0.400	8-8	1.000	0	8	8	0	3-0	2	3	0	32	8.0
Beverley, P	3-3	106	8-31	0.258	5-19	0.263	0-0	0.000	6	5	11	4	11-0	1	2	2	21	7.0
Garcia, F	2-0	37	4-12	0.333	3-10	0.300	1-2	0.500	0	7	7	2	8-1	2	3	3	12	6.0
Covington, R	1-0	7	2-4	0.500	2-4	0.500	0-0	0.000	1	0	1	0	1-0	0	0	0	6	6.0
Brooks, A	3-0	41	6-17	0.353	3-10	0.300	0-0	0.000	3	1	4	5	4-0	1	2	0	15	5.0
Motiejunas, D	3-0	55	5-12	0.417	0-4	0.000	0-2	0.000	3	6	9	1	8-0	2	4	4	10	3.3
Asik, O	1-0	21	1-3	0.333	0-0	0.000	0-0	0.000	4	6	10	1	1-0	0	0	0	2	2.0
Brewer, R	0-0		0-0	0.000	0-0	0.000	0-0	0.000	0	0	0	0	0-0	0	0	0	0	0.0
Smith, G	0-0		0-0	0.000	0-0	0.000	0-0	0.000	0	0	0	0	0-0	0	0	0	0	0.0
Canaan, I	0-0		0-0	0.000	0-0	0.000	0-0	0.000	0	0	0	0	0-0	0	0	0	0	0.0
ROCKETS	4	960	127-300	0.423	34-114	0.298	73-98	0.745	35	118	197	64	73-1	20	57	22	361	90.3
GRIZZLIES	4	960	149-341	0.437	20-57	0.351	47-68	0.691	61	117	214	86	91-0	31	54	19	365	91.3

2013-2014 Grizzlies vs. Rockets

PLAYER	G-GS	MIN	FIELD GOALS		3-POINT FG		FT-FTA	PCT	REBOUNDS			PF-DQ	STL	TO	BLK	PTS	AVG	
			FG-FGA	PCT	FG-FGA	PCT			OFF	DEF	TOT							
Lee, C	2-2	60	11-18	0.611	2-4	0.500	10-10	1.000	1	2	3	5	3-0	1	1	1	34	17.0
Randolph, Z	4-4	143	26-65	0.400	0-2	0.000	14-24	0.583	19	29	48	13	11-0	0	14	0	66	16.5
Conley, M	4-4	135	18-52	0.346	8-15	0.533	8-11	0.727	4	9	13	23	7-0	5	3	1	52	13.0
Allen, T	2-2	52	10-23	0.435	0-3	0.000	3-4	0.750	1	1	2	1	8-0	6	5	3	23	11.5
Johnson, J	3-0	78	15-29	0.517	2-8	0.250	2-5	0.400	6	10	16	13	11-0	8	6	3	34	11.3
Prince, T	4-4	117	15-32	0.469	3-5	0.600	1-2	0.500	1	10	11	9	2-0	2	2	0	34	8.5
Gasol, M	2-2	55	5-13	0.385	0-1	0.000	5-6	0.833	2	10	12	4	7-0	0	2	2	15	7.5
Koufos, K	4-2	82	13-22	0.591	0-0	0.000	1-2	0.500	14	19	33	4	11-0	0	6	5	27	6.8
Calathes, N	3-0	49	8-17	0.471	1-4	0.250	0-0	0.000	0	3	3	6	5-0	4	5	0	17	5.7
Miller, M	4-0	66	8-19	0.421	3-9	0.333	3-4	0.750	3	8	11	4	8-0	1	2	0	22	5.5
Davis, E	4-0	64	11-24	0.458	0-0	0.000	0-0	0.000	8	12	20	1	7-0	2	1	3	22	5.5
Leuer, J	2-0	22	5-13	0.385	0-0	0.000	0-0	0.000	1	1	20	0	4-0	1	1	1	10	5.0
Bayless, J	2-0	34	4-14	0.286	1-6	0.167	0-0	0.000	1	2	3	3	6-0	1	2	0	9	4.5
Franklin, J	1-0	5	0-0	0.000	0-0	0.000	0-0	0.000	0	1	1	0	1-0	0	0	0	0	0.0
GRIZZLIES	4	960	149-341	0.437	20-57	0.351	47-68	0.691	61	117	214	86	91-0	31	54	19	365	91.3
ROCKETS	4	960	127-300	0.423	34-114	0.298	73-98	0.745	35	118	197	64	73-1	20	57	22	361	90.3

Miami Heat

601 Biscayne Boulevard
Miami, FL 33132
(786) 777-4328



Directory

Managing General Partner Micky Arison
Chief Executive Officer Nick Arison
President Pat Riley
Head Coach Erik Spoelstra
Assistant Head Coach David Fizdale
Assistant Coaches Juwan Howard, Keith Smart, Dan Craig,
Chris Quinn
Head Athletic Trainer Jay Sabol
Vice President, Sports Media Relations Tim Donovan

General Information

2013-2014 Record 54-28, 1st Southeast
Home Arena AmericanAirlines Arena (19,600)
Team Colors Red, Yellow, Black, White
Radio The Ticket 790 AM/104.3 FM, WAQI 710 AM
Mike Inglis, John Crotty,
José Pañeda, Joe Pujala
Television Sun Sports
Eric Reid, Tony Fiorentino, Jason Jackson

2014-2015 Schedule vs. Rockets

Tue., Nov. 4 @ AmericanAirlines Arena, 6:30 p.m.
Sat., Jan. 3 @ Toyota Center, 7:00 p.m.

All-Time Series Record

Regular Season: 26-28

Home: 15-11 Toyota Center: 6-4
Road: 11-17 AmericanAirlines Arena: 4-11
Neutral: 0-0

Playoffs: Never Met

Home: 0-0 Toyota Center: 0-0
Road: 0-0 AmericanAirlines Arena: 0-0

2013-2014 Results (Even 1-1)

Mar. 4 @ Toyota Center, Rockets 106-103
Mar. 16 @ AmericanAirlines Arena, Heat 113-104

Series Information

Current Streak: Heat, Won 1
Current Home Streak: Won 1
Current Road Streak: Lost 5
Longest Winning Streak: 11 (Nov. 19, 1989-Jan. 11, 1995)
Longest Losing Streak: 8 (Nov. 8, 1995-Jan. 6, 2000)
Biggest Winning Margin: 38 (132-94; Nov. 19, 1989)
Biggest Losing Margin: 33 (99-66; Feb. 9, 2010)
Most Points Scored: 132 (Nov. 19, 1989)
Most Points Allowed: 125 (2x: last Mar. 27, 2011)
Fewest Points Scored: 66 (2x: last Feb. 9, 2010)
Fewest Points Allowed: 70 (Nov. 11, 2004)

2013-2014 Rockets vs. Heat

PLAYER	G-GS	MIN	FIELD GOALS		3-POINT FG	FT-FTA	PCT	REBOUNDS			AST	PF-DQ	STL	TO	BLK	PTS	AVG
			FG-FGA	PCT				OFF	DEF	TOT							
Harden, J	2-2	83	16-31	0.516	6-17	13-17	0.765	0	7	7	12	6-0	2	10	0	51	25.5
Howard, D	2-2	74	17-25	0.680	0-0	9-14	0.643	6	24	30	6	5-0	0	4	2	43	21.5
Beverley, P	2-2	69	11-26	0.423	6-13	6-7	0.857	2	0	2	7	7-0	6	4	2	34	17.0
Jones, T	2-2	59	13-20	0.650	2-2	3-4	0.750	6	10	16	2	2-0	2	1	1	31	15.5
Parsons, C	2-2	76	9-19	0.474	0-4	1-2	0.500	1	4	5	13	4-0	4	5	0	19	9.5
Lin, J	2-0	41	4-12	0.333	2-6	3-3	1.000	0	1	1	2	6-0	1	5	1	13	6.5
Motiejunas, D	2-0	30	3-10	0.300	1-4	1-2	0.500	1	4	5	0	5-0	0	2	0	8	4.0
Asik, O	2-0	21	3-5	0.600	0-0	1-4	0.250	6	4	10	0	3-0	0	2	0	7	3.5
Hamilton, J	2-0	26	1-5	0.200	0-0	2-2	1.000	0	4	4	0	5-0	0	0	1	4	2.0
ROCKETS	2	480	77-153	0.503	17-46	39-55	0.709	22	58	100	42	43-0	15	34	7	210	105.0
HEAT	2	480	78-158	0.494	16-49	44-58	0.759	17	47	86	40	40-0	20	23	10	216	108.0

2013-2014 Heat vs. Rockets

PLAYER	G-GS	MIN	FIELD GOALS		3-POINT FG	FT-FTA	PCT	REBOUNDS			AST	PF-DQ	STL	TO	BLK	PTS	AVG
			FG-FGA	PCT				OFF	DEF	TOT							
JWade, D	2-2	71	18-30	0.600	0-1	12-19	0.632	4	3	7	12	2-0	4	4	1	48	24.0
Beasley, M	1-0	28	9-13	0.692	4-7	2-2	1.000	0	4	4	2	4-0	0	0	0	24	24.0
James, L	2-2	80	17-35	0.486	1-6	11-14	0.786	1	5	6	12	4-0	5	6	0	46	23.0
Allen, R	2-0	55	12-19	0.632	6-11	8-8	1.000	1	4	5	1	2-0	1	0	0	38	19.0
Bosh, C	2-2	61	8-17	0.471	2-8	5-6	0.833	1	12	13	0	4-0	4	2	1	23	11.5
Andersen, C	2-0	41	4-6	0.667	0-0	3-3	1.000	5	9	14	0	6-0	0	0	6	11	5.5
Cole, N	2-0	47	4-13	0.308	2-5	0-0	0.000	0	1	1	6	6-0	2	2	0	10	5.0
Chalmers, M	2-2	41	4-14	0.286	0-4	1-3	0.333	1	3	4	6	5-0	3	5	0	9	4.5
Battier, S	2-1	41	2-8	0.250	1-7	2-3	0.667	1	2	3	1	2-0	1	1	2	7	3.5
Oden, G	1-1	13	0-2	0.000	0-0	0-0	0.000	2	4	6	0	4-0	0	1	0	0	0.0
Douglas, T	1-0	2	0-1	0.000	0-0	0-0	0.000	0	0	0	0	0-0	0	0	0	0	0.0
Haslem, U	1-0	1	0-0	0.000	0-0	0-0	0.000	1	0	1	0	1-0	0	0	0	0	0.0
HEAT	2	480	78-158	0.494	16-49	44-58	0.759	17	47	86	40	40-0	20	23	10	216	108.0
ROCKETS	2	480	77-153	0.503	17-46	39-55	0.709	22	58	100	42	43-0	15	34	7	210	105.0

Milwaukee Bucks

1001 North Fourth Street
Milwaukee, WI 53203
(414) 227-0500



Directory

Owners Wes Edens and Marc Lasry
General Manager John Hammond
Assistant General Manager David Morway
Head Coach Jason Kidd
Assistant Coaches Joe Prunty, Eric Hughes, Greg Foster,
Sean Sweeney, Josh Oppenheimer
Head Athletic Trainer Scott Barthlame
Vice President, Public Relations Dan Smyczek

General Information

2013-2014 Record 15-67, 5th Central
Home Arena BMO Harris Bradley Center (18,717)
Team Colors Forest Green, Red, Silver
Radio WTMJ 620 AM
Ted Davis, Dennis Krause
Television FOX Sports Wisconsin
Jim Paschke, Jon McGlocklin, Sidney Moncrief

2014-2015 Schedule vs. Rockets

Sat., Nov. 29 @ BMO Harris Bradley Center, 8:00 p.m.
Fri., Feb. 6 @ Toyota Center, 7:00 p.m.

All-Time Series Record

Regular Season: 52-65

Home: 35-23 Toyota Center: 9-2
Road: 16-39 Bradley Center: 12-12

Neutral: 1-3

Playoffs: Never Met

Home: 0-0 Toyota Center: 0-0
Road: 0-0 Bradley Center: 0-0

2013-2014 Results (Rockets 2-0)

Jan. 18 @ Toyota Center, Rockets 114-104
Feb. 8 @ BMO Harris Bradley Center, Rockets 101-95

Series Information

Current Streak: Rockets, Won 2

Current Home Streak: Won 1

Current Road Streak: Won 2

Longest Winning Streak: 8 (Dec. 31, 2004-Dec. 31, 2008)

Longest Losing Streak: 11 (Mar. 22, 1969-Feb. 24, 1971)

Biggest Winning Margin: 28 (2x: last 127-99; Feb. 17, 2010)

Biggest Losing Margin: 39 (115-76; Feb. 20, 2002)

Most Points Scored: 137 (Dec. 2, 1969)

Most Points Allowed: 143 (Dec. 31, 1969)

Fewest Points Scored: 76 (2x: last Feb. 20, 2002)

Fewest Points Allowed: 80 (2x: last Jan. 23, 2006)

2013-2014 Rockets vs. Bucks

PLAYER	G-GS	MIN	FIELD GOALS		3-POINT FG		FT-FTA	PCT	REBOUNDS				PF-DQ	STL	TO	BLK	PTS	AVG
			FG-FGA	PCT	FG-FGA	PCT			OFF	DEF	TOT	AST						
Howard, D	2-2	72	19-30	0.633	1-1	1.000	8-14	0.571	5	22	27	7	7-0	1	2	3	47	23.5
Harden, J	2-2	76	16-37	0.432	2-15	0.133	10-14	0.714	1	5	6	7	4-0	9	9	0	44	22.0
Jones, T	2-2	61	15-24	0.625	1-2	0.500	7-10	0.700	7	9	16	2	2-0	1	0	2	38	19.0
Beverley, P	1-1	30	6-12	0.500	3-5	0.600	0-0	0.000	1	2	3	3	3-0	1	0	3	15	15.0
Lin, J	2-1	50	10-21	0.476	3-5	0.600	2-2	1.000	0	3	3	8	4-0	2	4	0	25	12.5
Brooks, A	1-0	25	3-6	0.500	2-4	0.500	2-2	1.000	0	0	0	4	2-0	1	1	0	10	10.0
Parsons, C	2-2	72	6-18	0.333	3-10	0.300	1-2	0.500	2	9	11	6	2-0	3	5	1	16	8.0
Motiejunas, D	2-0	46	5-9	0.556	0-2	0.000	2-4	0.500	0	4	4	2	8-0	3	2	0	12	6.0
Casspi, O	2-0	34	3-13	0.231	0-7	0.000	0-0	0.000	3	5	8	2	2-0	1	0	0	6	3.0
Canaan, I	1-0	1	0-0	0.000	0-0	0.000	2-2	1.000	0	1	1	0	0-0	0	0	0	2	2.0
Asik, O	1-0	11	0-0	0.000	0-0	0.000	0-0	0.000	0	5	5	2	0-0	0	1	0	0	0.0
Brewer, R	1-0	1	0-0	0.000	0-0	0.000	0-0	0.000	0	0	0	0	0-0	0	0	0	0	0.0
Covington, R	1-0	1	0-0	0.000	0-0	0.000	0-0	0.000	0	0	0	0	0-0	0	0	0	0	0.0
ROCKETS	2	480	83-170	0.488	15-51	0.294	34-50	0.688	19	65	101	43	34-0	22	25	9	215	107.5
BUCKS	2	480	80-170	0.471	17-38	0.447	22-32	0.688	25	62	102	49	42-0	12	38	15	199	99.5

2013-2014 Bucks vs. Rockets

PLAYER	G-GS	MIN	FIELD GOALS		3-POINT FG		FT-FTA	PCT	REBOUNDS				PF-DQ	STL	TO	BLK	PTS	AVG
			FG-FGA	PCT	FG-FGA	PCT			OFF	DEF	TOT	AST						
Knight, B	2-2	69	19-36	0.528	5-9	0.556	6-8	0.750	0	6	6	12	4-0	1	8	0	49	24.5
Wolters, N	1-1	39	9-15	0.600	1-3	0.333	0-1	0.000	2	5	7	3	1-0	1	2	0	19	19.0
Henson, J	2-1	70	15-26	0.577	0-0	0.000	4-6	0.667	6	19	25	4	4-0	0	4	5	34	17.0
Ridnour, L	1-1	30	5-8	0.625	4-4	1.000	0-0	0.000	0	1	1	5	3-0	0	3	0	14	14.0
Middleton, K	2-1	63	10-22	0.455	3-9	0.333	3-3	1.000	0	5	5	11	7-0	3	2	2	26	13.0
Pachulia, Z	1-0	30	5-5	1.000	0-0	0.000	2-2	1.000	3	7	10	5	4-0	1	2	0	12	12.0
Mayo, O	1-0	30	4-9	0.444	1-4	0.250	0-0	0.000	3	2	5	1	3-0	0	4	0	9	9.0
Sanders, L	2-2	35	6-11	0.545	0-0	0.000	2-6	0.333	5	4	9	1	4-0	2	1	5	14	7.0
Antetokounmpo, G	2-1	46	4-18	0.222	2-5	0.400	1-2	0.500	1	8	9	3	6-0	2	4	2	11	5.5
Ilyasova, E	1-1	23	1-3	0.333	1-1	1.000	2-2	1.000	0	3	3	1	1-0	1	3	0	5	5.0
Neal, G	1-0	12	0-8	0.000	0-3	0.000	2-2	1.000	2	0	2	0	0-0	0	1	0	2	2.0
Butler, C	1-0	5	1-4	0.250	0-0	0.000	0-0	0.000	0	1	1	1	1-0	0	0	0	2	2.0
Raduljica, M	2-0	28	1-5	0.200	0-0	0.000	0-0	0.000	3	1	4	2	4-0	1	3	1	2	1.0
BUCKS	2	480	80-170	0.471	17-38	0.447	22-32	0.688	25	62	102	49	42-0	12	38	15	199	99.5
ROCKETS	2	480	83-170	0.488	15-51	0.294	34-50	0.688	19	65	101	43	34-0	22	25	9	215	107.5

Minnesota Timberwolves

600 First Avenue North
Minneapolis, MN 55403
(612) 673-1600



Directory

Owner Glen Taylor
Chief Executive Officer Rob Moor
President, Basketball Ops. & Head Coach Phil "Flip" Saunders
General Manager Milt Newton
Assistant Coaches Sam Mitchell, Sid Lowe,
David Adelman, Ryan Saunders
Head Athletic Trainer Gregg Farnam
Vice President, Communications Brad Ruitter

General Information

2013-2014 Record 40-42, 3rd Northwest
Home Arena Target Center (19,356)
Team Colors Blue, Green, Silver
Radio WCCO 830 AM
Alan Horton
Television FOX Sports North
Dave Benz, Jim Petersen

2014-2015 Schedule vs. Rockets

Wed., Nov. 12 @ Target Center, 9:00 p.m.
Fri., Dec. 5 @ Target Center, 7:00 p.m.
Mon., Feb. 23 @ Toyota Center, 7:00 p.m.
Fri., Mar. 27 @ Toyota Center, 7:00 p.m.

All-Time Series Record

Regular Season: 62-39
Home: 34-15 Toyota Center: 12-7
Road: 28-24 Target Center: 28-24
Neutral: 0-0
Playoffs: 3-0 (1997 - winning the series)
Home: 2-0 Toyota Center: 0-0
Road: 1-0 Target Center: 1-0

2013-2014 Results (Rockets 3-1)

Nov. 23 @ Toyota Center, Rockets 112-101
Feb. 10 @ Target Center, Rockets 107-89
Mar. 20 @ Toyota Center, Rockets 129-106
Apr. 11 @ Target Center, Timberwolves 112-110

Series Information

Current Streak: Timberwolves, Won 1
Current Home Streak: Won 3
Current Road Streak: Lost 1
Longest Winning Streak: 13 (Feb. 5, 2007-Jan. 24, 2011)
Longest Losing Streak: 6 (Jan. 25, 2000-Jan. 1, 2001)
Biggest Winning Margin: 31 (113-82; Jan. 11, 2008)
Biggest Losing Margin: 32 (122-90; Mar. 30, 2000)
Most Points Scored: 129 (2x: last Mar. 20, 2014)
Most Points Allowed: 125 (Jan. 24, 2011)
Fewest Points Scored: 75 (2x: last Dec. 16, 2003)

2013-2014 Rockets vs. Timberwolves

PLAYER	G-GS	MIN	FIELD GOALS		3-POINT FG		FT-FTA	PCT	REBOUNDS			AST	PF-DQ	STL	TO	BLK	PTS	AVG
			FG-FGA	PCT	FG-FGA	PCT			OFF	DEF	TOT							
Harden, J	3-3	115	20-44	0.455	13-21	0.619	27-31	0.871	2	16	18	23	6-0	8	16	0	80	26.7
Brooks, A	1-0	25	10-14	0.714	6-7	0.857	0-0	0.000	1	3	4	5	0-0	2	4	0	26	26.0
Parsons, C	4-4	143	34-62	0.548	7-19	0.368	5-7	0.714	2	23	25	22	7-0	7	9	1	80	20.0
Beverley, P	3-3	87	16-33	0.485	13-23	0.565	0-0	0.000	3	6	9	8	11-0	5	4	0	45	15.0
Howard, D	2-2	73	12-22	0.545	0-0	0.000	5-7	0.714	8	20	28	6	8-0	2	9	7	29	14.5
Jones, T	4-4	113	23-41	0.561	2-8	0.250	4-4	1.000	12	13	25	9	10-0	2	5	7	52	13.0
Lin, J	4-2	122	13-34	0.382	6-16	0.375	14-16	0.875	1	14	15	23	14-0	4	12	1	46	11.5
Motiejunas, D	4-0	58	14-21	0.667	3-4	0.750	2-4	0.500	5	10	15	1	8-0	2	2	0	33	8.3
Asik, O	4-2	75	8-13	0.615	0-0	0.000	10-13	0.769	10	24	34	3	13-0	1	6	6	26	6.5
Casspi, O	4-0	65	8-22	0.364	2-10	0.200	5-7	0.714	1	17	18	5	5-0	4	7	0	23	5.8
Garcia, F	3-0	61	4-14	0.286	2-7	0.286	0-0	0.000	0	3	3	3	5-0	0	1	2	10	3.3
Hamilton, J	1-0	15	1-4	0.250	0-2	0.000	1-2	0.500	0	1	1	1	2-0	2	0	0	3	3.0
Canaan, I	2-0	8	2-5	0.400	1-4	0.250	0-0	0.000	0	1	1	0	2-0	0	0	0	5	2.5
ROCKETS	4	960	165-329	0.502	55-121	0.455	73-91	0.802	45	151	222	109	91-0	39	80	24	458	114.5
TIMBERWOLVES	4	960	150-368	0.408	29-91	0.319	79-101	0.782	66	111	200	87	74-0	40	58	19	408	102.0

2013-2014 Timberwolves vs. Rockets

PLAYER	G-GS	MIN	FIELD GOALS		3-POINT FG		FT-FTA	PCT	REBOUNDS			AST	PF-DQ	STL	TO	BLK	PTS	AVG
			FG-FGA	PCT	FG-FGA	PCT			OFF	DEF	TOT							
Love, K	3-3	102	30-64	0.469	8-20	0.400	19-19	1.000	10	21	31	8	4-0	3	7	2	87	29.0
Brewer, C	4-4	119	29-53	0.547	4-15	0.267	16-22	0.727	1	3	4	3	11-0	14	5	1	78	19.5
Pekovic, N	1-1	36	6-13	0.462	0-0	0.000	2-4	0.500	5	2	7	1	1-0	1	1	1	14	14.0
Budinger, C	2-1	55	10-28	0.357	2-8	0.250	4-4	1.000	5	4	9	2	5-0	1	1	0	26	13.0
Martin, K	2-2	55	9-24	0.375	4-9	0.444	3-4	0.750	1	3	4	2	5-0	2	2	0	25	12.5
Rubio, R	4-4	130	12-41	0.293	3-9	0.333	8-13	0.615	3	16	19	35	11-0	6	14	2	35	8.8
Shved, A	3-0	36	10-20	0.500	4-10	0.400	2-2	1.000	1	1	2	3	1-0	1	6	1	26	8.7
Dieng, G	4-2	90	12-30	0.400	0-0	0.000	10-11	0.909	18	25	43	7	8-0	3	3	5	34	8.5
Mbah a Moute, L	3-0	80	11-21	0.524	1-2	0.500	2-4	0.500	5	6	11	3	5-0	3	5	3	25	8.3
Cunningham, D	4-1	92	11-27	0.407	0-0	0.000	6-10	0.600	8	14	22	5	9-0	2	0	3	28	7.0
Barea, J	4-0	60	4-27	0.148	1-12	0.083	6-6	1.000	2	3	5	13	2-0	2	7	0	15	3.8
Hummel, R	3-1	47	3-12	0.250	2-5	0.400	0-0	0.000	3	3	6	4	5-0	1	0	0	8	2.7
Muhammad, S	2-0	8	1-2	0.500	0-0	0.000	1-2	0.500	1	0	1	0	0-0	0	0	0	3	1.5
Tunali, R	2-1	37	1-3	0.333	0-0	0.000	0-0	0.000	3	8	11	1	6-0	1	1	1	2	1.0
Price, A	2-0	4	1-1	1.000	0-0	0.000	0-0	0.000	0	0	0	0	0-0	0	2	0	2	1.0
Williams, D	1-0	8	0-2	0.000	0-1	0.000	0-0	0.000	0	2	2	0	1-0	0	1	0	0	0.0
TIMBERWOLVES	4	960	150-368	0.408	29-91	0.319	79-101	0.782	66	111	200	87	74-0	40	58	19	408	102.0
ROCKETS	4	960	165-329	0.502	55-121	0.455	73-91	0.802	45	151	222	109	91-0	39	80	24	458	114.5

New Orleans Pelicans

5800 Airline Drive
Metairie, LA 70003
(504) 593-4700



Directory

Owner/Chairman of the Board Tom Benson
Owner/Vice Chairman of the Board Rita Benson LeBlanc
General Manager Dell Demps
Head Coach Monty Williams
Assistant Coaches Randy Ayers, Dave Hanners,
Bryan Gates, Fred Vinson, Kevin Hanson
Head Athletic Trainer Duane Brooks
Director, Basketball Communications Matt Ryan

General Information

2013-2014 Record 34-48, 5th Southwest
Home Arena Smoothie King Center(16,867)
Team Colors Blue, Gold, Red
Radio WWL 105.3 FM
Sean Kelley, John DeShazier
Television FOX Sports New Orleans
Joel Meyers, David Wesley, Jen Hale

2013-2014 Schedule vs. Rockets

Thu., Dec. 18 @ Toyota Center, 7:30 p.m.
Fri., Jan. 2 @ Smoothie King Center, 7:00 p.m.
Wed., Mar. 25 @ Smoothie King Center, 7:00 p.m.
Sun., Apr. 12 @ Toyota Center, 7:00 p.m., CSN

All-Time Series Record

Regular Season: 23-20
Home: 14-8 Toyota Center: 13-8
Road: 9-12 New Orleans Arena: 8-9
Neutral: 0-0
Playoffs: Never Met
Home: 0-0 Toyota Center: 0-0
Road: 0-0 New Orleans Arena: 0-0

2013-2014 Results (Rockets 3-1)

Dec. 28 @ Toyota Center, Rockets 107-98
Jan. 15 @ New Orleans Arena, Rockets 103-100
Apr. 12 @ Toyota Center, Rockets 111-104
Apr. 16 @ New Orleans Arena, Pelicans 105-100

Series Information

Current Streak: Pelicans, Won 1
Current Home Streak: Won 6
Current Road Streak: Lost 1
Longest Winning Streak: 6 (Dec. 29, 2002-Mar. 25, 2005)
Longest Losing Streak: 5 (Jan. 2, 2010-Jan. 14, 2011)
Biggest Winning Margin: 20 (2x: last 86-66; Apr. 13, 2009)
Biggest Losing Margin: 21 (90-69; Mar. 19, 2008)
Most Points Scored: 123 (Apr. 14, 2007)
Most Points Allowed: 123 (Apr. 14, 2010)
Fewest Points Scored: 69 (Mar. 19, 2008)
Fewest Points Allowed: 66 (Apr. 13, 2009)

2013-2014 Rockets vs. Pelicans

PLAYER	G-GS	MIN	FIELD GOALS		3-POINT FG		FT-FTA	PCT	REBOUNDS				PF-DQ	STL	TO	BLK	PTS	AVG
			FG-FGA	PCT	FG-FGA	PCT			OFF	DEF	TOT	AST						
Harden, J	3-3	125	24-53	0.453	6-18	0.333	26-28	0.929	2	9	11	22	7-0	4	11	1	80	26.7
Panasonic, C	2-2	85	12-25	0.480	3-6	0.500	9-10	0.900	1	14	15	8	1-0	5	3	1	36	18.0
Jones, T	4-4	126	27-44	0.614	0-2	0.000	15-24	0.625	9	17	26	8	6-0	2	2	13	69	17.3
Beverley, P	2-2	55	10-18	0.556	6-11	0.545	8-9	0.889	1	4	5	6	5-0	2	5	1	34	17.0
Howard, D	4-4	127	20-29	0.690	0-1	0.000	16-32	0.500	10	29	39	11	15-0	4	15	9	56	14.0
Lin, J	3-2	104	15-32	0.469	3-9	0.333	8-8	1.000	1	7	8	10	10-0	6	5	2	41	13.7
Daniels, T	2-1	57	9-21	0.429	7-16	0.438	0-0	0.000	0	2	2	5	4-0	0	2	0	25	12.5
Brooks, A	1-0	20	3-8	0.375	1-5	0.200	2-2	1.000	1	0	1	1	2-0	0	1	0	9	9.0
Asik, O	1-0	19	2-2	1.000	0-0	0.000	5-8	0.625	1	7	8	0	2-0	0	2	1	9	9.0
Hamilton, J	2-0	39	6-13	0.462	5-9	0.556	0-0	0.000	0	1	1	4	3-0	1	1	0	17	8.5
Motiejunas, D	4-0	52	7-19	0.368	1-3	0.333	6-8	0.750	8	10	18	1	7-0	1	4	1	21	5.3
Casspi, O	4-2	70	7-21	0.333	2-6	0.333	2-5	0.400	5	15	20	2	3-0	1	2	1	18	4.5
Powell, J	1-0	19	2-6	0.333	0-0	0.000	0-0	0.000	0	5	5	0	1-0	0	1	1	4	4.0
Canaan, I	2-0	35	1-7	0.143	0-4	0.000	0-2	0.000	0	1	1	4	5-0	1	0	0	2	1.0
Garcia, F	2-0	22	0-4	0.000	0-4	0.000	0-0	0.000	0	1	1	1	2-0	1	0	0	0	0.0
Covington, R	1-0	4	0-2	0.000	0-2	0.000	0-0	0.000	0	1	1	0	1-0	0	0	0	0	0.0
ROCKETS	4	960	145-304	0.477	34-96	0.354	97-136	0.713	39	123	198	83	74-0	28	55	31	421	105.3
PELICANS	4	960	158-340	0.465	33-76	0.434	58-78	0.744	43	124	202	91	103-1	29	49	31	407	101.8

2013-2014 Pelicans vs. Rockets

PLAYER	G-GS	MIN	FIELD GOALS		3-POINT FG		FT-FTA	PCT	REBOUNDS				PF-DQ	STL	TO	BLK	PTS	AVG
			FG-FGA	PCT	FG-FGA	PCT			OFF	DEF	TOT	AST						
Gordon, E	1-1	42	11-17	0.647	6-9	0.667	7-8	0.875	0	3	3	6	2-0	1	2	0	35	35.0
Anderson, R	1-1	38	8-15	0.533	3-8	0.375	3-4	0.750	4	8	12	1	4-0	1	1	0	22	22.0
Davis, A	2-2	69	16-27	0.593	0-1	0.000	10-13	0.769	6	17	23	0	8-0	3	1	2	42	21.0
Evans, T	2-1	68	18-41	0.439	3-6	0.500	2-4	0.500	4	6	10	19	6-0	0	4	1	41	20.5
Babbitt, L	2-1	52	11-28	0.393	5-11	0.455	5-6	0.833	4	11	15	2	4-0	1	4	0	32	16.0
Rivers, A	4-2	121	19-48	0.396	6-12	0.500	8-16	0.500	4	15	19	16	9-0	4	7	0	52	13.0
Smith, J	2-1	43	10-22	0.455	0-0	0.000	0-0	0.000	2	8	10	4	7-0	0	2	2	20	10.0
Morrow, A	4-1	80	15-30	0.500	3-10	0.300	2-3	0.667	1	9	10	6	6-0	4	3	1	35	8.8
Aminu, A	4-2	97	10-26	0.385	3-6	0.500	10-10	1.000	4	13	17	5	5-0	3	4	3	33	8.3
Ajinca, A	4-2	73	14-22	0.636	0-0	0.000	4-5	0.800	5	10	15	5	15-0	2	3	8	32	8.0
Roberts, B	3-2	53	6-14	0.429	2-5	0.400	4-5	0.800	0	2	2	7	8-0	2	3	1	18	6.0
Miller, D	4-2	406	9-24	0.375	1-6	0.167	0-0	0.000	3	6	9	10	11-0	5	3	2	19	4.8
Withey, J	3-1	40	5-8	0.625	0-0	0.000	2-2	1.000	2	7	9	1	5-0	1	1	6	12	4.0
Stemmsma, G	1-0	20	2-3	0.667	0-0	0.000	0-0	0.000	4	2	6	0	6-1	1	0	2	4	4.0
Ely, M	1-0	17	2-3	0.667	0-0	0.000	0-0	0.000	0	0	0	0	4-0	0	0	1	4	4.0
Holiday, J	1-1	32	1-9	0.111	0-1	0.000	1-2	0.500	0	3	3	9	1-0	0	4	1	3	3.0
Southerland, J	1-0	10	1-3	0.333	1-1	1.000	0-0	0.000	0	4	4	0	2-0	1	1	1	3	3.0
PELICANS	4	960	158-340	0.465	33-76	0.434	58-78	0.744	43	124	202	91	103-1	29	49	31	407	101.8
ROCKETS	4	960	145-304	0.477	34-96	0.354	97-136	0.713	39	123	198	83	74-0	28	55	31	421	105.3

New York Knicks

Madison Square Garden
Two Pennsylvania Plaza
New York, NY 10121-0091
(212) 465-6471



Directory

Executive Chairman, MSG & NBA Governor James L. Dolan
Executive Vice President & GM Phil Jackson
Head Coach Derek Fisher
Associate Head Coach Kurt Rambis
Head Athletic Trainer Roger Hinds
Vice President, Public Relations Jonathan Supranowitz

General Information

2013-2014 Record 37-45, 3rd Atlantic
Home Arena Madison Square Garden (19,812)
Team Colors Orange, White, Blue
Radio ESPN Radio 98.7 FM
Spero Dedes, Brendan Brown
Television MSG Network
Mike Breen, Walt Frazier

2014-2015 Schedule vs. Rockets

Mon., Nov. 24 @ Toyota Center, 7:00 p.m.
Thu., Jan. 8 @ Madison Square Garden, 7:00 p.m.

All-Time Series Record

Regular Season: 64-69

Home: 39-27 Toyota Center: 10-1
Road: 24-41 Madison Square Garden: 24-41

Neutral: 1-1

Playoffs: 6-4 (1975, 1994 - winning both series)

Home: 5-1 Toyota Center: 0-0
Road: 1-3 Madison Square Garden: 1-3

2013-2014 Results (Rockets 2-0)

Nov. 14 @ Madison Square Garden, Rockets 109-106
Jan. 3 @ Toyota Center, Rockets 102-100

Series Information

Current Streak: Rockets, Won 9

Current Home Streak: Won 9

Current Road Streak: Won 4

Longest Winning Streak: 9 (Jan. 9, 2009-Jan. 3, 2014)

Longest Losing Streak: 10 (Oct. 28, 1971-Jan. 12, 1973)

Biggest Winning Margin: 31 (111-79; Jan. 8, 2004)

Biggest Losing Margin: 30 (125-95; Feb. 11, 1993)

Most Points Scored: 139 (Mar. 19, 1980)

Most Points Allowed: 130 (Nov. 20, 1979)

Fewest Points Scored: 74 (2x: last Feb. 22, 1998)

Fewest Points Allowed: 71 (Jan. 21, 2004)

2013-2014 Rockets vs. Knicks

PLAYER	G-GS	MIN	FIELD GOALS		3-POINT FG		FT-FTA	PCT	REBOUNDS			AST	PF-DQ	STL	TO	BLK	PTS	AVG
			FG-FGA	PCT	FG-FGA	PCT			OFF	DEF	TOT							
Harden, J	2-2	86	19-36	0.528	7-16	0.438	28-30	0.933	4	12	16	8	5-0	1	10	0	73	36.5
Parsons, C	2-2	81	13-24	0.542	3-10	0.300	10-11	0.909	1	12	13	4	4-0	5	2	0	39	19.5
Lin, J	2-1	59	12-27	0.444	2-8	0.250	9-9	1.000	1	6	7	7	3-0	1	5	0	35	17.5
Howard, D	2-2	72	7-16	0.438	0-0	0.000	8-14	0.571	8	14	22	2	7-0	1	6	7	22	11.0
Jones, T	2-2	64	5-12	0.417	0-0	0.000	2-2	1.000	5	12	17	5	6-0	1	2	0	12	6.0
Garcia, F	2-0	36	3-7	0.429	3-6	0.500	2-2	1.000	0	6	6	1	7-0	0	0	3	11	5.5
Beverley, P	1-1	27	2-6	0.333	1-5	0.200	0-0	0.000	1	1	2	2	0-0	1	2	0	5	5.0
Casspi, O	2-0	23	3-6	0.500	2-4	0.500	1-2	0.500	0	1	1	0	2-0	0	0	0	9	4.5
Brooks, A	2-0	20	1-8	0.125	1-5	0.200	2-2	1.000	1	1	2	1	4-0	0	2	0	5	2.5
Smith, G	2-0	10	0-0	0.000	0-0	0.000	0-0	0.000	0	1	1	0	0-0	0	0	0	0	0.0
Brewer, R	1-0	3	0-0	0.000	0-0	0.000	0-0	0.000	0	0	0	0	0-0	0	0	0	0	0.0
ROCKETS	2	480	65-142	0.458	19-54	0.352	62-72	0.861	21	66	102	30	38-0	10	33	10	211	105.5
KNICKS	2	480	75-176	0.426	17-44	0.386	39-51	0.765	27	53	98	40	50-0	15	18	8	206	103.0

2013-2014 Knicks vs. Rockets

PLAYER	G-GS	MIN	FIELD GOALS		3-POINT FG		FT-FTA	PCT	REBOUNDS			AST	PF-DQ	STL	TO	BLK	PTS	AVG
			FG-FGA	PCT	FG-FGA	PCT			OFF	DEF	TOT							
Anthony, C	2-2	82	27-53	0.509	4-8	0.500	12-14	0.857	4	14	18	6	9-0	0	5	1	70	35.0
Bargnani, A	2-2	63	12-22	0.545	3-6	0.500	4-6	0.667	7	5	12	0	9-0	0	2	3	31	15.5
Shumpert, I	2-2	66	10-18	0.556	6-7	0.857	2-2	1.000	1	9	10	9	7-0	2	1	0	28	14.0
Chandler, T	1-1	27	4-5	0.800	0-0	0.000	5-7	0.714	5	6	11	0	3-0	1	1	1	13	13.0
Smith, J	2-1	70	7-29	0.241	3-13	0.231	7-9	0.778	2	6	8	6	4-0	5	0	1	24	12.0
Udrih, B	1-1	34	5-13	0.385	0-1	0.000	0-0	0.000	1	3	4	7	3-0	2	0	0	10	10.0
Felton, R	1-1	41	3-9	0.333	0-2	0.000	2-2	1.000	0	0	0	7	5-0	1	5	1	8	8.0
Hardaway Jr., T	2-0	25	2-4	0.500	1-2	0.500	4-5	0.800	0	2	2	0	1-0	1	0	0	9	4.5
Stoudemire, A	2-0	24	2-9	0.222	0-0	0.000	2-2	1.000	4	4	8	0	2-0	2	2	0	6	3.0
Murry, T	1-0	14	1-4	0.250	0-1	0.000	1-4	0.250	1	0	1	4	2-0	1	1	0	3	3.0
World Peace, M	1-0	17	1-7	0.143	0-3	0.000	0-0	0.000	1	2	3	0	1-0	0	0	1	2	2.0
Martin, K	1-0	10	1-2	0.500	0-0	0.000	0-0	0.000	1	2	3	1	1-0	0	0	0	2	2.0
Prigioni, P	1-0	7	0-1	0.000	0-1	0.000	0-0	0.000	0	0	0	0	3-0	0	0	0	0	0.0
KNICKS	2	480	75-176	0.426	17-44	0.386	39-51	0.765	27	53	98	40	50-0	15	18	8	206	103.0
ROCKETS	2	480	65-142	0.458	19-54	0.352	62-72	0.861	21	66	102	30	38-0	10	33	10	211	105.5

Oklahoma City Thunder

100 W. Reno
Oklahoma City, OK 73102
(405) 208-4800



Directory

ChairmanClayton I. Bennett
Executive Vice President & General ManagerSam Presti
Head CoachScott Brooks
Assistant CoachesMark Bryant, Rex Kalamian,
Robert Pack, Darko Rajakovic, Mike Terpstra
Head Athletic TrainerJoe Sharpe
Director, Basketball CommunicationsMatt Tumbleson

General Information

2013-2014 Record59-23, 1st Northwest
Home ArenaChesapeake Energy Arena (18,203)
Team ColorsBlue, Red, Yellow, Dark Blue
RadioWWLS 640 AM/98.1 FM, WKY 930 AM
Matt Pinto, Eleno Ornales
TelevisionFOX Sports Oklahoma
Brian Davis, Grant Long, Lesley McCaslin

2014-2015 Schedule vs. Rockets

Sun., Nov. 16 @ Chesapeake Energy Arena, 6:00 p.m.,
Thu., Jan. 15 @ Toyota Center, 7:00 p.m.
Sun., Apr. 5 @ Chesapeake Energy Arena, 12:00 p.m.

All-Time Series Record

Regular Season: 98-104
Home: 61-38 Toyota Center: 14-7
Road: 33-62 Chesapeake Energy Arena: 4-7
Neutral: 4-4
Playoffs: 13-24 (1982, 1987, 1989, 1993, 1996,
1997, 2013 - winning one series)
Home: 9-9 Toyota Center: 1-2
Road: 4-15 Chesapeake Energy Arena: 1-2

2013-2014 Results (Thunder 3-1)

Dec. 29 @ Chesapeake Energy Arena, Thunder 117-86
Jan. 16 @ Toyota Center, Thunder 104-92
Mar. 11 @ Chesapeake Energy Arena, Thunder 106-98
Apr. 4 @ Toyota Center, Rockets 111-107

Series Information

Current Streak: Rockets, Won 1
Current Home Streak: Won 1
Current Road Streak: Lost 3
Longest Winning Streak: 13 (Jan. 3, 2007-Dec. 19, 2009)
Longest Losing Streak: 9 (Apr. 16, 1994-Apr. 15, 1996)
Biggest Winning Margin: 40 (113-73; Apr. 13, 1997)
Biggest Losing Margin: 56 (136-80; Dec. 6, 1986)
Most Points Scored: 148 (Nov. 14, 1969)
Most Points Allowed: 143 (Nov. 15, 1980)
Fewest Points Scored: 79 (Apr. 4, 2008)

2013-2014 Rockets vs. Thunder

PLAYER	G-GS	MIN	FIELD GOALS		3-POINT FG		FT-FTA	PCT	REBOUNDS				PF-DQ	STL	TO	BLK	PTS	AVG
			FG-FGA	PCT	FG-FGA	PCT			OFF	DEF	TOT	AST						
Harden, J	4-4	157	26-68	0.382	9-26	0.346	30-35	0.857	2	25	27	27	6-0	3	13	2	91	22.8
Parsons, C	4-4	163	20-59	0.339	11-31	0.355	20-24	0.833	3	15	18	10	12-0	5	7	0	71	17.8
Brooks, A	2-0	47	9-22	0.409	6-14	0.429	4-4	1.000	2	1	3	5	4-0	2	2	1	28	14.0
Jones, T	4-4	116	18-36	0.500	0-4	0.000	6-9	0.667	8	28	36	5	6-0	5	6	42	10.5	
Howard, D	3-3	88	13-38	0.342	0-0	0.000	3-15	0.200	7	20	27	3	12-0	1	6	5	29	9.7
Asik, O	2-1	48	5-9	0.556	0-0	0.000	6-8	0.750	5	12	17	2	3-0	0	2	0	16	8.0
Casspi, O	2-0	37	6-12	0.500	1-5	0.200	2-4	0.500	3	4	7	0	2-0	1	2	0	15	7.5
Lin, J	4-3	110	10-34	0.294	2-13	0.154	6-8	0.750	3	7	10	8	6-0	1	8	1	28	7.0
Garcia, F	4-0	75	10-17	0.588	7-12	0.583	1-4	0.250	1	4	5	3	14-0	3	2	1	28	7.0
Motiejunas, D	4-0	53	9-15	0.600	3-5	0.600	3-6	0.500	3	8	11	0	4-0	0	1	0	24	6.0
Canaan, I	2-0	25	3-8	0.375	2-5	0.400	2-2	1.000	0	2	2	1	2-0	0	2	0	10	5.0
Hamilton, J	1-0	9	0-2	0.000	0-2	0.000	3-4	0.750	0	3	3	0	1-0	0	0	0	3	3.0
Beverley, P	1-1	25	1-4	0.250	0-1	0.000	0-0	0.000	1	1	2	3	5-0	2	0	0	2	2.0
Brewer, R	1-0	6	0-0	0.000	0-0	0.000	0-0	0.000	0	2	2	0	0-0	0	0	0	0	0.0
ROCKETS	4	960	130-324	0.401	41-118	0.347	86-123	0.699	38	132	204	67	77-0	23	52	16	387	96.8
THUNDER	4	960	157-329	0.477	40-107	0.374	80-95	0.842	32	158	214	88	99-1	27	56	28	434	108.5

2013-2014 Thunder vs. Rockets

PLAYER	G-GS	MIN	FIELD GOALS		3-POINT FG		FT-FTA	PCT	REBOUNDS				PF-DQ	STL	TO	BLK	PTS	AVG
			FG-FGA	PCT	FG-FGA	PCT			OFF	DEF	TOT	AST						
DDurant, K	4-4	167	38-79	0.481	13-27	0.481	50-57	0.877	2	33	35	22	9-0	1	18	2	139	34.8
Westbrook, R	1-1	30	6-14	0.429	1-4	0.250	11-14	0.786	0	4	4	7	2-0	4	5	0	24	24.0
Ibaka, S	4-4	137	31-55	0.564	3-7	0.429	3-4	0.750	15	30	45	7	15-0	2	8	17	68	17.0
Jackson, R	4-3	117	29-53	0.547	5-19	0.263	2-2	1.000	2	11	13	20	7-0	8	4	0	65	16.3
Butler, C	2-0	64	8-20	0.400	6-12	0.500	2-2	1.000	0	9	9	2	7-0	0	1	0	24	12.0
Lamb, J	4-0	74	15-29	0.517	6-14	0.429	3-3	1.000	0	8	8	6	7-0	2	5	1	39	9.8
Sefolosha, T	2-2	54	7-16	0.438	1-8	0.125	3-3	1.000	1	7	8	3	2-0	2	0	0	18	9.0
Fisher, D	4-0	82	4-18	0.222	4-10	0.400	3-4	0.750	0	4	4	9	9-0	4	0	0	15	3.8
Adams, S	4-2	53	6-11	0.545	0-0	0.000	3-4	0.750	4	11	15	3	10-1	0	4	2	15	3.8
Perkins, K	2-2	49	3-6	0.500	0-0	0.000	0-0	0.000	2	15	17	2	9-0	3	2	2	6	3.0
Collison, N	4-0	49	5-12	0.417	1-1	1.000	0-0	0.000	3	9	12	5	7-0	0	3	1	11	2.8
Jones, P	3-1	48	4-10	0.400	0-3	0.000	0-2	0.000	2	10	12	0	7-0	0	0	1	8	2.7
Gomes, R	1-0	6	1-2	0.500	0-0	0.000	0-0	0.000	0	1	1	0	0-0	0	0	0	2	2.0
Roberson, A	2-1	21	0-4	0.000	0-2	0.000	0-0	0.000	1	5	6	2	5-0	1	1	1	0	0.0
Thabeet, H	2-0	10	0-0	0.000	0-0	0.000	0-0	0.000	0	1	1	0	3-0	0	1	1	0	0.0
THUNDER	4	960	157-329	0.477	40-107	0.374	80-95	0.842	32	158	214	88	99-1	27	56	28	434	108.5
ROCKETS	4	960	130-324	0.401	41-118	0.347	86-123	0.699	38	132	204	67	77-0	23	52	16	387	96.8

Orlando Magic

8701 Maitland Summit Boulevard
Orlando, FL 32810
(407) 916-2400



Directory

Senior Chairman Rich DeVos
Chairman Dan DeVos
General Manager Rob Hennigan
Head Coach Jacque Vaughn
Assistant Coaches James Borrego, Wes Unseld Jr.,
Brett Gunning, Laron Profit
Head Athletic Trainer Keon Weise
Sr. Vice President, Public Relations Joel Glass

General Information

2013-2014 Record 23-59, 5th Southeast
Home Arena Amway Center (18,846)
Team Colors Blue, Silver, Black
Radio ESPN 580 AM, E1OrlandoMagic.com
Dennis Neumann, Richie Adubato, Joey Colon
Television FOX Sports Florida
David Steele, Jeff Turner

2014-2015 Schedule vs. Rockets

Wed., Jan. 14 @ Amway Center, 6:00 p.m.
Tue., Mar. 17 @ Toyota Center, 7:00 p.m.

All-Time Series Record

Regular Season: 26-25

Home: 15-10 Toyota Center: 6-4
Road: 11-15 Amway Center: 2-2
Neutral: 0-0 Amway Arena: 9-13
Playoffs: 4-0 (1995 - winning the series)
Home: 2-0 Toyota Center: 0-0
Road: 2-0 Amway Center: 0-0

2013-2014 Results (Rockets 2-0)

Dec. 8 @ Toyota Center, Rockets 98-88
Mar. 5 @ Amway Center, Rockets 101-89

Series Information

Current Streak: Rockets, Won 4
Current Home Streak: Won 2
Current Road Streak: Won 2
Longest Winning Streak: 6 (Jan. 8, 2003-Jan. 24, 2005)
Longest Losing Streak: 12 (Nov. 23, 1994-Feb. 16, 2001)
Biggest Winning Margin: 24 (119-95; Mar. 14, 1991)
Biggest Losing Margin: 32 (114-82; Mar. 30, 1991)
Most Points Scored: 146 (Apr. 8, 1990)
Most Points Allowed: 126 (Dec. 20, 1990)
Fewest Points Scored: 74 (2x: last Nov. 8, 2005)
Fewest Points Allowed: 76 (Nov. 8, 2005)

2013-2014 Rockets vs. Magic

PLAYER	G-GS	MIN	FIELD GOALS		3-POINT FG		FT-FTA	PCT	REBOUNDS			AST	PF-DQ	STL	TO	BLK	PTS	AVG
			FG-FGA	PCT	FG-FGA	PCT			OFF	DEF	TOT							
Harden, J	2-2	76	18-36	0.500	5-14	0.357	17-18	0.944	5	6	11	16	3-0	0	6	0	58	29.0
Howard, D	2-2	65	14-24	0.583	0-0	0.000	11-20	0.550	14	21	35	4	6-0	4	10	3	39	19.5
Parsons, C	2-2	79	15-32	0.469	5-12	0.417	2-8	0.250	2	8	10	11	5-0	1	5	0	37	18.5
Jones, T	2-2	73	14-23	0.609	3-5	0.600	2-9	0.222	5	19	24	1	3-0	3	5	7	33	16.5
Beverley, P	2-2	71	4-17	0.235	2-12	0.167	3-5	0.600	1	3	4	4	7-0	2	1	1	13	6.5
Casspi, O	2-0	25	2-6	0.333	0-3	0.000	2-2	1.000	0	6	6	1	2-0	0	0	1	6	3.0
Hamilton, J	1-0	18	1-4	0.250	1-3	0.333	0-0	0.000	1	3	4	0	1-0	1	1	1	3	3.0
Asik, O	1-0	16	0-1	0.000	0-0	0.000	2-2	1.000	0	8	8	0	1-0	0	0	1	2	2.0
Lin, J	1-0	15	1-4	0.250	0-0	0.000	0-2	0.000	1	1	2	3	1-0	0	2	0	2	2.0
Motiejunas, D	2-0	14	2-4	0.500	0-1	0.000	0-0	0.000	0	4	4	1	3-0	1	4	0	4	2.0
Brooks, A	1-0	13	1-4	0.250	0-2	0.000	0-0	0.000	0	1	1	1	1-0	0	3	0	2	2.0
Garcia, F	1-0	13	0-3	0.000	0-3	0.000	0-0	0.000	0	0	0	0	2-0	1	2	0	0	0.0
Daniels, T	1-0	2	0-0	0.000	0-0	0.000	0-0	0.000	0	0	0	0	0-0	0	0	0	0	0.0
Canaan, I	1-0	2	0-0	0.000	0-0	0.000	0-0	0.000	0	0	0	1	0-0	0	0	0	0	0.0
Brewer, R	1-0	1	0-0	0.000	0-0	0.000	0-0	0.000	0	0	0	0	0-0	0	0	0	0	0.0
ROCKETS	2	480	72-158	0.456	16-55	0.291	39-66	0.591	29	80	109	43	35-0	13	42	14	199	99.5
MAGIC	2	480	70-177	0.395	11-43	0.256	26-40	0.650	24	53	77	37	55-0	27	24	13	177	88.5

2013-2014 Magic vs. Rockets

PLAYER	G-GS	MIN	FIELD GOALS		3-POINT FG		FT-FTA	PCT	REBOUNDS			AST	PF-DQ	STL	TO	BLK	PTS	AVG
			FG-FGA	PCT	FG-FGA	PCT			OFF	DEF	TOT							
Davis, G	1-1	28	8-18	0.444	0-0	0.000	2-4	0.500	5	1	6	3	3-0	2	1	0	18	18.0
Affalo, A	2-2	70	14-33	0.424	1-10	0.100	5-6	0.833	1	10	11	5	8-0	1	5	0	34	17.0
Nelson, J	1-1	39	5-12	0.417	4-6	0.667	1-3	0.333	1	1	2	4	4-0	3	2	1	15	15.0
Vucevic, N	1-1	32	7-9	0.778	0-0	0.000	1-2	0.500	3	7	10	4	5-0	1	2	0	15	15.0
Harkless, M	2-1	64	8-17	0.471	2-5	0.400	3-6	0.500	3	5	8	2	5-0	7	1	3	21	10.5
Moore, E	2-0	48	7-16	0.438	3-7	0.429	4-5	0.800	2	5	7	5	2-0	3	0	0	21	10.5
Harris, T	1-1	31	3-12	0.250	0-0	0.000	4-4	1.000	2	3	5	2	2-0	1	1	2	10	10.0
Oladipo, V	1-1	33	2-11	0.182	0-3	0.000	4-6	0.667	1	2	3	0	4-0	1	2	0	8	8.0
Nicholson, A	2-1	37	5-16	0.313	1-7	0.143	2-2	1.000	2	3	5	0	4-0	2	1	1	13	6.5
Price, R	2-1	35	4-9	0.444	0-4	0.000	0-0	0.000	0	3	3	7	5-0	4	6	0	8	4.0
O'Quinn, K	2-0	17	4-13	0.308	0-0	0.000	0-0	0.000	2	6	8	1	5-0	1	2	3	8	4.0
Maxiell, J	1-0	18	1-4	0.250	0-0	0.000	0-2	0.000	1	4	5	0	5-0	1	0	3	2	2.0
Thomas, A	1-0	9	1-2	0.500	0-1	0.000	0-0	0.000	0	1	1	1	1-0	0	0	0	2	2.0
Dedmon, D	1-0	2	1-1	1.000	0-0	0.000	0-0	0.000	1	0	1	0	1-0	0	1	0	2	2.0
MAGIC	2	480	70-177	0.395	11-43	0.256	26-40	0.650	24	53	77	37	55-0	27	24	13	177	88.5
ROCKETS	2	480	72-158	0.456	16-55	0.291	39-66	0.591	29	80	109	43	35-0	13	42	14	199	99.5

Philadelphia 76ers

3 Crescent Drive
Suite 300
Philadelphia, PA 19112
(215) 339-7666



Directory

Managing Owner Josh Harris
Co-Managing Owner David Blitzer
Chief Executive Officer Scott O'Neil
President, Basketball Operations & GM Sam Hinkie
Head Coach Brett Brown
Assistant Coaches Chad Iske, Lloyd Piercece,
Vance Wahlberg, Billy Lange, Greg Foster
Head Athletic Trainer Kevin Johnson
Director, Public Relations Mike Preston

General Information

2013-2014 Record 19-63, 5th Atlantic
Home Arena Wells Fargo Center (20,328)
Team Colors Red, White, Blue
Radio The Fanatic 97.5 FM/950 AM
Tom McGinnis
Television Comcast SportsNet, The Comcast Network
Marc Zumoff, Malik Rose

2014-2015 Schedule vs. Rockets

Tue., Nov. 3 @ Wells Fargo Center, 6:00 p.m.
Fri., Nov. 14 @ Toyota Center, 7:00 p.m.

All-Time Series Record

Regular Season: 65-68
Home: 40-25 Toyota Center: 6-5
Road: 22-40 Wells Fargo Center: 9-7
Neutral: 3-3
Playoffs: 2-4 (1977 - losing the series)
Home: 1-2 Toyota Center: 0-0
Road: 1-2 Wells Fargo Center: 0-0

2013-2014 Results (Even 1-1)

Nov. 13 @ Wells Fargo Center, Sixers 123-117 (OT)
Mar. 27 @ Toyota Center, Rockets 120-98

Series Information

Current Streak: Rockets, Won 1
Current Home Streak: Won 3
Current Road Streak: Lost 3
Longest Winning Streak: 11 (Feb. 20, 1992-Jan. 10, 1997)
Longest Losing Streak: 5 (3x: last Dec. 28, 1982-Jan. 11, 1985)
Biggest Winning Margin: 50 (124-74; Mar. 18, 2007)
Biggest Losing Margin: 33 (134-101; Mar. 5, 1968)
Most Points Scored: 149 (Feb. 16, 1993)
Most Points Allowed: 159 (Jan. 25, 1970)
Fewest Points Scored: 73 (Dec. 8, 1999)
Fewest Points Allowed: 66 (Nov. 17, 2003)

2013-2014 Rockets vs. 76ers

PLAYER	G-GS	MIN	FIELD GOALS		3-POINT FG	FT-FTA	PCT	REBOUNDS				PF-DQ	STL	TO	BLK	PTS	AVG
			FG-FGA	PCT				OFF	DEF	TOT	AST						
Harden, J	1-1	31	9-17	0.529	3-8	5-6	0.833	4	6	10	10	0-0	1	5	0	26	26.0
Lin, J	2-1	76	14-28	0.500	10-17	9-10	0.900	0	6	6	18	9-0	0	10	0	47	23.5
Howard, D	2-2	68	15-26	0.577	0-1	10-18	0.556	7	21	28	7	7-0	4	5	9	40	20.0
Parsons, C	2-2	82	16-33	0.485	3-9	3-6	0.500	3	8	11	14	6-0	2	7	4	38	19.0
Jones, T	2-2	66	12-27	0.444	2-6	4-6	0.667	5	13	18	1	4-0	4	2	5	30	15.0
Casspi, O	2-0	37	8-18	0.444	2-6	3-6	0.500	2	4	6	3	4-0	2	2	1	21	10.5
Beverley, P	2-2	50	5-10	0.500	2-7	5-6	0.833	3	6	9	6	5-0	3	0	1	17	8.5
Motiejunas, D	1-0	18	3-7	0.429	0-2	0-0	0.000	2	2	4	0	5-0	2	2	0	6	6.0
Canaan, I	1-0	14	2-6	0.333	1-3	0-0	0.000	0	1	1	0	2-0	1	3	1	5	5.0
Hamilton, J	1-0	12	1-5	0.200	1-3	0-0	0.000	1	4	5	0	2-0	0	2	0	3	3.0
Asik, O	2-0	26	2-4	0.500	0-0	0-1	0.000	3	4	7	0	3-0	1	0	0	4	2.0
Garcia, F	1-0	20	0-4	0.000	0-4	0-0	0.000	0	2	2	2	1-0	1	1	0	0	0.0
Brooks, A	1-0	4	0-1	0.000	0-1	0-0	0.000	0	0	0	0	1-0	0	0	0	0	0.0
ROCKETS	2	480	78-186	0.468	24-61	39-59	0.661	30	77	131	61	49-0	21	41	21	237	118.5
76ERS	2	480	78-193	0.404	25-61	40-56	0.714	29	60	119	52	49-0	21	35	13	221	110.5

2013-2014 76ers vs. Rockets

PLAYER	G-GS	MIN	FIELD GOALS		3-POINT FG	FT-FTA	PCT	REBOUNDS				PF-DQ	STL	TO	BLK	PTS	AVG
			FG-FGA	PCT				OFF	DEF	TOT	AST						
Anderson, J	2-2	73	23-34	0.676	12-19	8-8	1.000	1	7	8	2	7-0	3	2	0	66	33.0
Turner, E	1-1	46	9-23	0.391	0-4	5-5	1.000	0	7	7	5	2-0	1	3	0	23	23.0
Wroten, T	1-1	41	7-18	0.389	0-2	4-7	0.571	5	5	10	11	5-0	0	4	1	18	18.0
Hawes, S	1-1	36	7-16	0.438	3-5	1-2	0.500	3	6	9	4	4-0	3	3	3	18	18.0
Sims, H	1-1	26	6-11	0.545	0-0	6-8	0.750	4	2	6	2	5-0	1	2	1	18	18.0
Young, T	2-2	74	11-31	0.355	2-5	6-8	0.750	4	13	17	2	3-0	2	8	2	30	15.0
Morris, D	1-0	19	3-10	0.300	2-5	2-2	1.000	2	1	3	3	2-0	1	0	0	10	10.0
Williams, E	1-0	27	3-9	0.333	1-3	1-2	0.500	0	1	1	2	0-0	1	2	1	8	8.0
Ware, C	1-0	23	2-10	0.200	2-6	1-2	0.500	0	1	1	2	2-0	2	1	0	7	7.0
Varnado, J	1-0	22	2-2	1.000	0-0	1-2	0.500	2	2	4	2	3-0	1	2	2	5	5.0
Carter-Williams, M	1-1	28	2-11	0.182	0-3	0-0	0.000	1	0	1	10	3-0	2	3	0	4	4.0
Thompson, H	2-1	29	2-4	0.500	2-3	1-2	0.500	1	5	6	1	6-0	0	3	0	7	3.5
Nunnally, J	1-0	18	1-5	0.200	1-3	0-0	0.000	0	3	3	1	2-0	1	0	0	3	3.0
Davies, B	2-0	24	0-6	0.000	0-2	3-6	0.500	3	5	8	1	5-0	0	1	1	3	1.5
Allen, L	1-0	17	0-2	0.000	0-0	1-2	0.500	3	2	5	3	0-0	3	0	2	1	1.0
Mullens, B	1-0	3	0-1	0.000	0-1	0-0	0.000	0	0	0	1	0-0	0	0	0	0	0.0
Orton, D	1-0	0	0-0	0.000	0-0	0-0	0.000	0	0	0	0	0-0	0	0	0	0	0.0
76ERS	2	480	78-193	0.404	25-61	40-56	0.714	29	60	119	52	49-0	21	35	13	221	110.5
ROCKETS	2	480	78-186	0.468	24-61	39-59	0.661	30	77	131	61	49-0	21	41	21	237	118.5

Phoenix Suns

201 E. Jefferson Street
Phoenix, AZ 85004
(602) 379-7900



Directory

Managing Partner Robert Sarver
President, Basketball Operations Lon Babby
General Manager Ryan McDonough
Head Coach Jeff Hornacek
Assistant Coaches Jerry Sichting, Mike Longabardi,
Kenny Gattison, Mark West
Head Athletic Trainer Aaron Nelson
Vice President, Basketball Communications Julie Fie

General Information

2012-2013 Record 18-34, 3rd Pacific
Home Arena US Airways Center (18,422)
Team Colors Purple, Orange, Black, Gray, Yellow
Radio KTAR 620 AM, KSUN 1400 AM
Al McCoy, Tim Kempton,
Ivan Valenzuela, Arturo Ochoa, Gerardo Romo
Television FOX Sports Arizona
Steve Albert, Eddie Johnson, Ann Meyers Drysdale, Kevin Ray

2014-2015 Schedule vs. Rockets

Sat., Dec. 6 @ Toyota Center, 7:00 p.m.
Fri., Jan. 23 @ US Airways Center, 8:00 p.m.
Tue., Feb. 10 @ US Airways Center, 7:00 p.m.
Sat., Mar. 21 @ Toyota Center, 7:00 p.m.

All-Time Series Record

Regular Season: 90-105
Home: 58-40 Toyota Center: 9-12
Road: 31-65 US Airways Center: 16-25
Neutral: 1-0
Playoffs: 8-6 (1994, 1995 - winning both series)
Home: 4-3 Toyota Center: 0-0
Road: 4-3 US Airways Center: 4-3

2013-2014 Results (Rockets 2-1)

Dec. 4 @ Toyota Center, Suns 97-88
Feb. 5 @ Toyota Center, Rockets 122-108
Feb. 23 @ US Airways Center, Rockets 115-112

Series Information

Current Streak: Rockets, Won 2
Current Home Streak: Won 1
Current Road Streak: Won 1
Longest Winning Streak: 5 (Dec. 6, 1968-Feb. 7, 1969)
Longest Losing Streak: 7 (2x: last Apr. 1, 2009-Mar. 8, 2011)
Biggest Winning Margin: 30 (111-81; Mar. 13, 2013)
Biggest Losing Margin: 34 (109-75; Feb. 16, 2006)
Most Points Scored: 141 (Mar. 15, 1969)
Most Points Allowed: 146 (Mar. 9, 1969)
Fewest Points Scored: 71 (Apr. 25, 1999)
Fewest Points Allowed: 75 (Mar. 16, 2003)

2013-2014 Rockets vs. Suns

PLAYER	G-GS	MIN	FIELD GOALS		3-POINT FG		FT-FTA	PCT	REBOUNDS			AST	PF-DQ	STL	TO	BLK	PTS	AVG
			FG-FGA	PCT	FG-FGA	PCT			OFF	DEF	TOT							
Howard, D	3-3	109	25-40	0.625	0-0	0.000	24-34	0.706	11	30	41	2	7-0	4	14	4	74	24.7
Harden, J	3-3	121	13-42	0.310	5-22	0.227	29-29	1.000	1	10	11	10	11-0	6	10	0	60	20.0
Brooks, A	1-0	33	7-18	0.389	3-5	0.600	0-0	0.000	2	2	4	6	3-0	3	2	0	17	17.0
Parsons, C	2-2	80	13-24	0.542	4-7	0.571	2-2	1.000	2	11	13	13	2-0	4	2	0	32	16.0
Jones, T	3-3	79	19-31	0.613	1-3	0.333	3-4	0.750	8	15	23	3	5-0	1	6	5	42	14.0
Beverley, P	3-3	106	13-29	0.448	5-10	0.500	9-10	0.900	4	7	11	10	10-0	6	4	0	40	13.3
Casspi, O	3-0	54	10-20	0.500	4-6	0.667	0-2	0.000	3	8	11	2	3-0	1	9	0	24	8.0
Garcia, F	1-1	28	3-9	0.333	2-7	0.286	0-0	0.000	1	4	5	1	3-0	0	1	0	8	8.0
Lin, J	2-0	49	4-12	0.333	1-1	1.000	4-4	1.000	0	4	4	8	6-0	1	5	0	13	6.5
Moltejunas, D	3-0	46	3-10	0.300	0-2	0.000	6-7	0.857	2	5	7	0	7-0	0	3	0	12	4.0
Asik, O	1-0	13	1-2	0.500	0-0	0.000	1-1	1.000	2	1	3	0	1-0	1	1	0	3	3.0
Covington, R	1-0	1	0-0	0.000	0-0	0.000	0-0	0.000	0	0	0	0	0-0	0	0	0	0	0.0
ROCKETS	3	720	111-237	0.468	25-63	0.397	78-93	0.839	36	97	154	55	58-0	27	59	9	325	108.3
SUNS	3	720	120-255	0.471	30-80	0.375	47-64	0.734	29	83	139	54	68-0	33	50	12	317	105.7

2013-2014 Suns vs. Rockets

PLAYER	G-GS	MIN	FIELD GOALS		3-POINT FG		FT-FTA	PCT	REBOUNDS			AST	PF-DQ	STL	TO	BLK	PTS	AVG
			FG-FGA	PCT	FG-FGA	PCT			OFF	DEF	TOT							
Dragic, G	3-3	119	26-44	0.591	9-19	0.474	16-20	0.800	1	7	8	12	11-0	10	11	1	77	25.7
Bledsoe, E	1-1	40	7-14	0.500	3-4	0.750	3-4	0.750	0	3	3	7	1-0	2	4	1	20	20.0
Morris, M	3-0	79	14-32	0.438	0-4	0.000	13-15	0.867	3	14	17	7	9-0	2	7	1	41	13.7
Tucker, P	3-3	105	18-33	0.545	3-5	0.600	1-4	0.250	12	6	18	8	8-0	6	4	1	40	13.3
Green, G	3-2	82	14-40	0.350	4-15	0.267	8-11	0.727	3	11	14	2	7-0	3	8	1	40	13.3
Barbosa, L	1-0	20	5-7	0.714	2-4	0.500	1-2	0.500	0	2	2	2	2-0	0	0	1	13	13.0
Frye, C	3-3	91	11-34	0.324	5-19	0.263	1-2	0.500	0	11	11	6	11-0	4	2	2	28	9.3
Morris, M	3-0	57	10-20	0.500	4-9	0.444	3-3	1.000	3	10	13	4	6-0	4	1	0	27	9.0
Plumlee, M	3-3	71	8-18	0.444	0-0	0.000	1-2	0.500	6	16	22	0	8-0	1	3	3	17	5.7
Smith, I	2-0	33	5-9	0.556	0-1	0.000	0-0	0.000	1	2	3	6	1-0	1	5	1	10	5.0
Goodwin, A	1-0	4	1-1	1.000	0-0	0.000	0-1	0.000	0	0	0	0	0-0	0	1	0	2	2.0
Len, A	2-0	16	1-3	0.333	0-0	0.000	0-0	0.000	0	1	1	0	4-0	0	1	0	2	1.0
Kravtsov, V	2-0	1	0-0	0.000	0-0	0.000	0-0	0.000	0	0	0	0	0-0	0	0	0	0	0.0
Christmas, D	1-0	1	0-0	0.000	0-0	0.000	0-0	0.000	0	0	0	0	0-0	0	0	0	0	0.0
SUNS	3	720	120-255	0.471	30-80	0.375	47-64	0.734	29	83	139	54	68-0	33	50	12	317	105.7
ROCKETS	3	720	111-237	0.468	25-63	0.397	78-93	0.839	36	97	154	55	58-0	27	59	9	325	108.3

Portland Trail Blazers

One Center Court
Suite 200
Portland, OR 97227
(503) 234-9291



Directory

Owner Paul Allen
General Manager Neil Olshey
Head Coach Terry Stotts
Assistant Coaches Jay Triano, David Vanterpool,
Nate Tibbetts, Kim Hughes, Dale Osbourne
Director of Player Health & Performance Chris Stackpole
Head Athletic Trainer Geoff Clark
Vice President, Basketball Communications Jim Taylor

General Information

2012-2013 Record 54-28, 2nd Northwest
Home Arena Moda Center (19,980)
Team Colors Scarlet, Black, White
Radio FOX Sports Radio 620 AM
Brian Wheeler, Antonio Harvey
Television KGW (Ch. 8), Comcast SportsNet
Mike Barrett, Mike Rice

2014-2015 Schedule vs. Rockets

Mon., Dec. 22 @ Toyota Center, 7:00 p.m.
Sun., Feb. 8 @ Toyota Center, 6:00 p.m.
Wed., Mar. 11 @ Moda Center, 9:30 p.m.

All-Time Series Record

Regular Season: 100-79

Home: 57-31 Toyota Center: 16-3
Road: 41-48 Moda Center: 18-18
Neutral: 2-0

Playoffs: 12-8 (1987, 1994, 2009, 2014 - winning three series)
Home: 8-2 Toyota Center: 4-2
Road: 4-6 Moda Center: 2-4

2013-2014 Results (Rockets 3-1)

Nov. 5 @ Moda Center, Rockets 116-101
Dec. 12 @ Moda Center, Trail Blazers 111-104
Jan. 20 @ Toyota Center, Rockets 126-113
Mar. 9 @ Toyota Center, Rockets 118-113 (OT)

Series Information

Current Streak: Rockets, Won 2
Current Home Streak: Won 3
Current Road Streak: Lost 1
Longest Winning Streak: 9 (Dec. 9, 2003-Mar. 5, 2006)
Longest Losing Streak: 9 (Nov. 11, 1982-Mar. 31, 1984)
Biggest Winning Margin: 30 (99-69; Jan. 26, 2007)
Biggest Losing Margin: 40 (111-71; Mar. 7, 1999)
Most Points Scored: 136 (Nov. 16, 1970)
Most Points Allowed: 141 (Mar. 16, 1973)
Fewest Points Scored: 66 (Apr. 8, 2003)
Fewest Points Allowed: 69 (Jan. 26, 2007)

2013-2014 Rockets vs. Trail Blazers


PLAYER	G-GS	MIN	FIELD GOALS		3-POINT FG		FT-FTA	PCT	REBOUNDS			AST	PF-DQ	STL	TO	BLK	PTS	AVG
			FG-FGA	PCT	FG-FGA	PCT			OFF	DEF	TOT							
Harden, J	4-4	170	38-79	0.481	15-33	0.455	30-35	0.857	4	25	29	21	15-0	9	20	3	121	30.3
Howard, D	4-4	157	38-60	0.633	0-1	0.000	26-40	0.650	17	37	54	7	13-0	4	16	7	102	25.5
Parsans, C	4-4	162	29-63	0.460	5-15	0.333	7-7	1.000	5	23	28	13	13-0	4	3	3	70	17.5
Lin, J	4-1	103	15-37	0.405	5-14	0.357	16-20	0.800	2	7	9	12	9-0	6	7	0	51	12.8
Beverley, P	4-3	133	17-38	0.447	4-14	0.286	12-15	0.800	11	8	19	6	14-1	8	4	1	50	12.5
Casspi, O	3-0	73	9-19	0.474	3-9	0.333	7-8	0.875	5	14	19	7	7-0	0	2	1	28	9.3
Garcia, F	2-0	41	3-12	0.250	3-9	0.333	0-0	0.000	2	1	3	0	3-0	4	1	0	9	4.5
Motiejunas, D	2-1	30	4-9	0.444	1-2	0.500	0-0	0.000	4	8	12	2	7-1	1	1	1	9	4.5
Jones, T	3-2	50	6-12	0.500	0-2	0.000	0-0	0.000	0	6	6	3	7-0	1	2	1	12	4.0
Asik, O	2-1	38	3-5	0.600	0-0	0.000	2-2	1.000	2	6	8	2	6-0	0	2	0	8	4.0
Hamilton, J	1-0	16	2-8	0.250	0-3	0.000	0-0	0.000	3	1	4	0	1-0	0	1	0	4	4.0
Brewer, R	1-0	9	0-1	0.000	0-1	0.000	0-0	0.000	0	2	2	0	0-0	0	0	0	0	0.0
Brooks, A	2-0	2	0-1	0.000	0-1	0.000	0-0	0.000	0	0	0	0	0-0	0	0	0	0	0.0
Smith, G	1-0	1	0-0	0.000	0-0	0.000	0-0	0.000	0	1	1	0	0-0	0	0	0	0	0.0
Covington, R	1-0	1	0-0	0.000	0-0	0.000	0-0	0.000	0	1	1	0	0-0	0	0	0	0	0.0
ROCKETS	4	985	164-344	0.477	36-104	0.346	100-127	0.787	55	140	226	73	95-2	37	60	17	464	116.0
TRAIL BLAZERS	4	985	158-369	0.428	35-108	0.324	87-114	0.763	62	113	219	89	105-1	32	60	26	438	109.5

2013-2014 Trail Blazers vs. Rockets

PLAYER	G-GS	MIN	FIELD GOALS		3-POINT FG		FT-FTA	PCT	REBOUNDS			AST	PF-DQ	STL	TO	BLK	PTS	AVG
			FG-FGA	PCT	FG-FGA	PCT			OFF	DEF	TOT							
Aldridge, L	4-4	156	42-94	0.447	1-2	0.500	22-30	0.733	19	43	62	6	11-0	6	4	6	107	26.8
Matthews, W	4-4	147	25-60	0.417	11-36	0.306	20-25	0.800	3	7	10	5	16-0	7	4	1	81	20.3
Lillard, D	4-4	145	22-57	0.386	11-26	0.423	20-24	0.833	0	9	9	20	14-1	2	16	1	75	18.8
Batum, N	4-4	152	15-37	0.405	4-17	0.235	8-11	0.727	11	13	24	23	12-0	6	16	5	42	10.5
Lopez, R	4-4	119	16-27	0.593	0-0	0.000	8-10	0.800	15	15	30	3	17-0	2	4	11	40	10.0
Williams, M	4-0	107	18-47	0.383	2-10	0.200	2-2	1.000	4	5	9	25	15-0	4	10	0	40	10.0
Wright, D	2-0	34	5-14	0.357	4-11	0.364	0-0	0.000	1	4	5	3	1-0	2	1	1	14	7.0
McCollum, C	2-0	30	6-15	0.400	2-5	0.400	0-0	0.000	1	4	5	1	3-0	0	1	1	14	7.0
Leonard, M	3-0	29	5-6	0.833	0-0	0.000	2-2	1.000	2	3	5	0	6-0	1	1	0	12	4.0
Robinson, T	4-0	38	2-8	0.250	0-0	0.000	5-10	0.500	6	4	10	0	6-0	0	2	0	9	2.3
Freeland, J	2-0	17	1-2	0.500	0-0	0.000	0-0	0.000	0	3	3	0	4-0	1	0	0	2	1.0
Barton, W	2-0	5	1-2	0.500	0-1	0.000	0-0	0.000	0	2	2	2	0-0	1	0	0	2	1.0
Watson, E	1-0	4	0-0	0.000	0-0	0.000	0-0	0.000	0	1	1	1	0-0	0	0	0	0	0.0
Crabbe, A	1-0	1	0-0	0.000	0-0	0.000	0-0	0.000	0	0	0	0	0-0	0	0	0	0	0.0
TRAIL BLAZERS	4	985	158-369	0.428	35-108	0.324	87-114	0.763	62	113	219	89	105-1	32	60	26	438	109.5
ROCKETS	4	985	164-344	0.477	36-104	0.346	100-127	0.787	55	140	226	73	95-2	37	60	17	464	116.0

Sacramento Kings

One Sports Parkway
Sacramento, CA 95834
(916) 928-0000



Directory

Owner & Chairman Vivek Ranadivé
President Chris Granger
General Manager Pete D'Alessandro
Head Coach Michael Malone
Assistant Coaches Tyrone Corbin, Chris Jent, Corliss Williamson,
Micah Nori, Dee Brown, Ryan Bowen
Head Athletic Trainer Manny Romero
Director, Media Relations Chris Clark

General Information

2013-2014 Record 28-54, 4th Pacific
Home Arena Sleep Train Arena (17,317)
Team Colors Purple, Black, Silver
Radio KHTK 1140 AM
Television Gary Gerould
Comcast SportsNet
Grant Napear, Jerry Reynolds,
Kayte Christensen

2014-2015 Schedule vs. Rockets

Wed., Nov. 26 @ Toyota Center, 7:00 p.m.
Thu., Dec. 11 @ Sleep Train Arena, 9:30 p.m.
Wed., Apr. 1 @ Toyota Center, 7:00 p.m.

All-Time Series Record

Regular Season: 117-87
Home: 72-30 Toyota Center: 13-7
Road: 44-55 Sleep Train Arena: 27-22
Neutral: 1-2
Playoffs: 7-1 (1981, 1986 - winning both series)
Home: 4-0 Toyota Center: 0-0
Road: 3-1 Sleep Train Arena: 0-0

2013-2014 Results (Even 2-2)

Dec. 15 @ Sleep Train Arena, Kings 106-91
Dec. 31 @ Toyota Center, Kings 110-106
Jan. 22 @ Toyota Center, Rockets 119-98
Feb. 25 @ Sleep Train Arena, Rockets 129-103

Series Information

Current Streak: Rockets, Won 2
Current Home Streak: Won 1
Current Road Streak: Won 1
Longest Winning Streak: 11 (Nov. 1, 1996-Mar. 28, 1999)
Longest Losing Streak: 9 (Nov. 28, 2000-Dec. 1, 2002)
Biggest Winning Margin: 40 (133-93; Dec. 12, 1995)
Biggest Losing Margin: 36 (113-77; Nov. 19, 2001)
Most Points Scored: 151 (Mar. 12, 1970)
Most Points Allowed: 165 (Mar. 12, 1970)
Fewest Points Scored: 74 (2x: last Nov. 28, 2003)

2013-2014 Rockets vs. Kings

PLAYER	G-GS	MIN	FIELD GOALS		3-POINT FG		FT-FTA	PCT	REBOUNDS				PF-DQ	STL	TO	BLK	PTS	AVG
			FG-FGA	PCT	FG-FGA	PCT			OFF	DEF	TOT	AST						
Harden, J	4-4	136	38-80	0.475	14-34	0.412	40-43	0.930	4	13	17	21	12-0	8	16	2	130	32.5
Howard, D	4-4	134	28-38	0.684	0-0	0.000	22-51	0.431	10	32	42	6	12-0	2	11	10	74	18.5
Parsons, C	4-4	146	22-49	0.449	5-19	0.263	12-17	0.706	9	21	30	14	10-0	3	11	2	61	15.3
Lin, J	3-1	86	14-27	0.519	1-7	0.143	9-12	0.750	1	5	6	13	7-0	3	6	2	38	12.7
Hamilton, J	1-0	24	4-7	0.571	2-3	0.667	2-2	1.000	1	4	5	2	3-0	1	0	1	12	12.0
Jones, T	3-3	71	12-18	0.667	0-2	0.000	1-3	0.333	3	15	18	2	6-0	2	4	5	25	8.3
Casspi, O	4-0	76	13-31	0.419	4-10	0.400	2-4	0.500	7	12	19	6	7-0	4	2	0	32	8.0
Asik, O	1-0	23	3-4	0.750	0-0	0.000	1-1	1.000	1	7	8	0	4-0	0	2	1	7	7.0
Smith, G	1-0	20	3-5	0.600	0-0	0.000	0-0	0.000	2	7	9	0	6-1	0	1	1	6	6.0
Beverley, P	3-3	90	6-20	0.300	2-10	0.200	3-4	0.750	1	8	9	10	8-0	4	2	1	17	5.7
Brooks, A	3-0	47	5-14	0.357	2-8	0.250	5-6	0.833	2	3	5	5	4-0	1	3	0	17	5.7
Covington, R	1-0	10	2-5	0.400	1-4	0.250	0-0	0.000	0	0	0	0	1-0	1	0	0	5	5.0
Moltejunas, D	3-1	53	3-8	0.375	1-3	0.333	4-7	0.571	2	10	12	5	13-2	0	3	2	11	3.7
Garcia, F	2-0	36	2-9	0.222	1-7	0.143	2-2	1.000	2	2	4	0	3-0	0	0	0	7	3.5
Canaan, I	1-0	8	1-3	0.333	0-1	0.000	1-1	1.000	1	0	1	0	0-0	0	1	0	3	3.0
Brewer, R	1-0	1	0-0	0.000	0-0	0.000	0-0	0.000	0	0	0	1	0-0	0	0	0	0	0.0
ROCKETS	4	960	154-318	0.484	33-108	0.306	104-153	0.68	46	139	228	85	96-3	29	65	27	445	111.3
KINGS	4	960	151-342	0.442	27-83	0.325	88-114	0.772	39	122	202	75	104-1	35	55	15	417	104.3

2013-2014 Kings vs. Rockets

PLAYER	G-GS	MIN	FIELD GOALS		3-POINT FG		FT-FTA	PCT	REBOUNDS				PF-DQ	STL	TO	BLK	PTS	AVG
			FG-FGA	PCT	FG-FGA	PCT			OFF	DEF	TOT	AST						
Gay, R	4-4	121	31-60	0.517	4-10	0.400	14-15	0.933	3	11	14	12	11-0	7	9	2	80	20.0
Thomas, I	4-4	150	23-59	0.390	6-22	0.273	16-24	0.667	0	9	9	29	11-0	8	10	1	68	17.0
Cousins, D	4-4	95	21-42	0.500	0-0	0.000	14-18	0.778	2	34	36	11	14-0	7	10	3	56	14.0
McLemore, B	4-3	121	13-42	0.310	6-23	0.261	11-12	0.917	2	5	7	3	15-0	4	4	0	43	10.8
Williams, D	4-0	105	12-31	0.387	4-10	0.400	15-20	0.750	7	15	22	3	4-0	2	5	2	43	10.8
Fredette, J	3-0	36	9-16	0.563	4-8	0.500	4-4	1.000	0	4	4	1	1-0	0	3	0	26	8.7
Thompson, J	4-4	78	14-20	0.700	0-0	0.000	4-6	0.667	6	10	16	2	12-0	2	3	2	32	8.0
Evans, R	1-0	24	3-5	0.600	0-0	0.000	2-4	0.500	6	2	8	1	6-1	2	0	0	8	8.0
Thorton, M	3-1	49	9-20	0.450	3-6	0.500	0-0	0.000	3	2	5	4	7-0	1	2	1	21	7.0
Landry, C	2-0	22	4-12	0.333	0-0	0.000	2-2	1.000	3	3	6	0	3-0	0	2	0	10	5.0
Outlaw, T	4-0	51	4-12	0.333	0-4	0.000	3-4	0.750	2	9	11	0	6-0	0	1	1	11	2.8
McCallum, R	3-0	34	3-11	0.273	0-0	0.000	2-2	1.000	1	3	4	8	0-0	0	1	1	8	2.7
Acy, Q	4-0	39	4-8	0.500	0-0	0.000	1-1	1.000	3	8	11	0	8-0	1	2	2	9	2.3
Gray, A	3-0	33	1-4	0.250	0-0	0.000	0-2	0.000	1	7	8	1	6-0	1	1	0	2	0.7
Ndiaye, H	1-0	1	0-0	0.000	0-0	0.000	0-0	0.000	0	0	0	0	0-0	0	0	0	0	0.0
KINGS	4	960	151-342	0.442	27-83	0.325	88-114	0.772	39	122	202	75	104-1	35	55	15	417	104.3
ROCKETS	4	960	154-318	0.484	33-108	0.306	104-153	0.68	46	139	228	85	96-3	29	65	27	445	111.3

San Antonio Spurs

One AT&T Center
San Antonio, TX 78219
(210) 444-5500



Directory

Chairman & CEO Peter M. Holt
President, Basketball Operations/Head Coach Gregg Popovich
President, Sports Franchises/General Manager R.C. Buford
Assistant General Manager Scott Layden
Assistant Coaches Jim Boylen, Ime Udoka,
Sean Marks, Chip Engelland, Chad Forcier
Head Athletic Trainer Will Severing
Sr. Director, Communications Tom James

General Information

2013-2014 Record 62-20, 1st Southwest
Home Arena AT&T Center (18,581)
Team Colors Metallic Silver, Black
Radio WOAI 1200 AM, KCOR 1350 AM
Bill Schoening, Paul Castro
Television KENS (Ch. 5), KMY5 (Ch. 35),
FOX Sports Southwest
Bill Land, Sean Elliott, Andrew Monaco

2014-2015 Schedule vs. Rockets

Thu., Nov. 6 @ Toyota Center, 7:00 p.m.
Sun., Dec. 28 @ AT&T Center, 6:00 p.m.
Wed., Apr. 8 @ AT&T Center, 7:00 p.m.
Fri., Apr. 10 @ Toyota Center, 7:00 p.m.

All-Time Series Record

Regular Season: 80-97
Home: 52-37 Toyota Center: 12-10
Road: 28-60 AT&T Center: 6-18
Neutral: 0-0
Playoffs: 10-6 (1980, 1981, 1995 - winning all three series)
Home: 4-4 Toyota Center: 0-0
Road: 6-2 AT&T Center: 0-0

2013-2014 Results (Rockets 4-0)

Nov. 30 @ AT&T Center, Rockets 112-106
Dec. 25 @ AT&T Center, Rockets 111-98
Jan. 28 @ Toyota Center, Rockets 97-90
Apr. 14 @ Toyota Center, Rockets 104-98

Series Information

Current Streak: Rockets, Won 5
Current Home Streak: Won 3
Current Road Streak: Won 2
Longest Winning Streak: 7 (Mar. 8, 1986-Mar. 12, 1987)
Longest Losing Streak: 11 (Jan. 26, 1998-Feb. 3, 2001)
Biggest Winning Margin: 34 (138-104; Jan. 20, 1984)
Biggest Losing Margin: 38 (128-90; Jan. 15, 1982)
Most Points Scored: 143 (Dec. 26, 1979)
Most Points Allowed: 138 (Dec. 8, 1979)
Fewest Points Scored: 67 (Dec. 11, 2003)
Fewest Points Allowed: 67 (Jan. 15, 2005)

2013-2014 Rockets vs. Spurs

PLAYER	G-GS	MIN	FIELD GOALS		3-POINT FG		FT-FTA	PCT	REBOUNDS				PF-DQ	STL	TO	BLK	PTS	AVG
			FG-FGA	PCT	FG-FGA	PCT			OFF	DEF	TOT	AST						
Harden, J	3-3	114	25-51	0.490	6-12	0.500	19-27	0.704	2	13	15	19	8-0	2	6	3	75	25.0
Parsons, C	4-4	157	27-63	0.429	11-26	0.423	9-11	0.727	3	19	22	19	8-0	2	4	1	73	18.3
Jones, T	4-4	151	29-54	0.537	1-6	0.167	13-20	0.650	16	34	50	3	5-0	5	4	4	72	18.0
Howard, D	4-4	136	25-44	0.568	0-0	0.000	21-41	0.512	18	46	64	4	16-0	0	15	3	71	17.8
Lin, J	3-2	97	12-30	0.400	3-9	0.333	9-11	0.818	1	4	5	20	3-0	1	4	3	36	12.0
Beverley, P	3-3	103	13-29	0.448	5-13	0.385	3-3	1.000	6	6	12	10	12-0	6	3	1	34	11.3
Casspi, O	3-0	51	9-21	0.429	1-9	0.111	1-5	0.200	2	10	12	4	3-0	1	2	1	20	6.7
Brooks, A	3-0	52	6-22	0.273	4-11	0.364	1-2	0.500	2	3	5	5	7-0	3	6	1	17	5.7
Asik, O	2-0	30	4-6	0.667	0-0	0.000	3-4	0.750	2	9	11	1	2-0	1	1	2	11	5.5
Garcia, F	3-0	41	4-9	0.444	2-4	0.500	0-0	0.000	1	5	6	2	4-0	3	2	0	10	3.3
Motiejunas, D	2-0	26	2-7	0.286	1-4	0.250	0-0	0.000	0	7	7	1	3-0	1	0	0	5	2.5
Brewer, R	1-0	0	0-0	0.000	0-0	0.000	0-0	0.000	0	0	0	0	0-0	0	0	0	0	0.0
Canaan, I	1-0	0	0-0	0.000	0-0	0.000	0-0	0.000	0	0	0	0	0-0	0	0	0	0	0.0
ROCKETS	4	960	156-336	0.464	34-94	0.362	78-124	0.629	53	156	252	88	71-0	25	49	19	424	106.0
SPURS	4	960	155-353	0.439	24-86	0.279	58-75	0.773	39	122	189	92	86-1	23	42	28	392	98.0

2013-2014 Spurs vs. Rockets

PLAYER	G-GS	MIN	FIELD GOALS		3-POINT FG		FT-FTA	PCT	REBOUNDS				PF-DQ	STL	TO	BLK	PTS	AVG
			FG-FGA	PCT	FG-FGA	PCT			OFF	DEF	TOT	AST						
Parker, T	4-4	127	26-63	0.413	1-4	0.250	7-10	0.700	1	13	14	17	4-0	3	6	0	60	15.0
Duncan, T	4-4	127	22-45	0.489	0-1	0.000	11-17	0.647	16	29	45	12	11-0	3	7	13	55	13.8
Belinelli, M	4-3	121	22-46	0.478	8-23	0.348	3-4	0.750	0	7	7	9	10-0	2	4	0	55	13.8
Ginobili, M	4-0	88	18-44	0.409	4-17	0.235	10-11	0.909	0	8	8	15	8-0	2	8	1	50	12.5
Diaw, B	4-2	90	18-39	0.462	4-6	0.667	2-3	0.667	7	17	24	12	8-0	1	4	3	42	10.5
Leonard, K	2-2	59	9-22	0.409	0-5	0.000	1-1	1.000	4	7	11	1	4-0	2	3	3	19	9.5
Joseph, C	3-1	51	9-17	0.529	0-2	0.000	5-5	1.000	0	6	6	12	7-0	0	0	0	23	7.7
Green, D	2-1	41	4-12	0.333	1-7	0.143	4-5	0.800	0	3	3	1	1-0	4	3	2	13	6.5
Mills, P	3-0	56	6-15	0.400	2-9	0.222	4-4	1.000	0	4	4	3	5-0	1	0	2	18	6.0
Splitter, T	2-1	40	4-10	0.400	0-0	0.000	4-6	0.667	3	4	7	1	3-0	1	3	3	12	6.0
James, D	1-1	29	2-5	0.400	0-2	0.000	2-2	1.000	1	8	9	2	2-0	0	1	1	6	6.0
Ayres, J	3-0	35	5-8	0.625	0-0	0.000	4-5	0.800	2	5	7	3	4-0	0	0	0	14	4.7
Bonner, M	4-0	51	6-14	0.429	4-9	0.444	1-2	0.500	1	7	8	3	7-0	2	0	0	17	4.3
Baynes, A	3-1	33	4-9	0.444	0-0	0.000	0-0	0.000	4	2	6	1	11-1	0	1	0	8	2.7
De Colo, N	1-0	7	0-1	0.000	0-0	0.000	0-0	0.000	0	1	1	0	0-0	2	1	0	0	0.0
Daye, A	1-0	6	0-3	0.000	0-1	0.000	0-0	0.000	0	1	1	0	1-0	0	0	0	0	0.0
Jeffers, O	1-0	0	0-0	0.000	0-0	0.000	0-0	0.000	0	0	0	0	0-0	0	0	0	0	0.0
SPURS	4	960	155-353	0.439	24-86	0.279	58-75	0.773	39	122	189	92	86-1	23	42	28	392	98.0
ROCKETS	4	960	156-336	0.464	34-94	0.362	78-124	0.629	53	156	252	88	71-0	25	49	19	424	106.0

Toronto Raptors

50 Bay Street, Suite 500
Toronto, Ontario, Canada
M5J 2L2
(416) 815-5600



Directory

Chairman of the Board & NBA Governor Lawrence Tanenbaum
President & General Manager Masai Ujiri
Head Coach Dwane Casey
Assistant Coaches Bill Bayno, Nick Nurse,
Jesse Mermuys, Tom Sterner,
Jama Mahlalela, Alex McKechnie
Head Athletic Trainer Scott McCullough
Director, Media Relations Jim LaBumbard

General Information

2013-2014 Record 48-34, 1st Atlantic
Home Arena Air Canada Centre (19,800)
Team Colors Red, Black, Silver
Radio Sportsnet 590 AM The Fan, TSN Radio 1010 AM
Paul Jones, Eric Smith, Jack Armstrong, Sherman Hamilton
Television TSN, TSN2, Sportsnet, Sportsnet ONE, Sportsnet 360
Matt Devlin, Leo Rautins, Jack Armstrong,

2014-2015 Schedule vs. Rockets

Sat., Feb. 21 @ Toyota Center, 7:00 p.m.
Mon., Mar. 30 @ Air Canada Centre, 6:00 p.m.

All-Time Series Record

Regular Season: 21-16
Home: 16-3 Toyota Center: 9-2
Road: 5-13 Air Canada Centre: 3-12
Neutral: 0-0
Playoffs: Never Met
Home: 0-0 Toyota Center: 0-0
Road: 0-0 Air Canada Centre: 0-0

2013-2014 Results (Even 1-1)

Nov. 11 @ Toyota Center, Rockets 110-104 (2OT)
Apr. 2 @ Air Canada Centre, Raptors 107-103

Series Information

Current Streak: Raptors, Won 1
Current Home Streak: Won 7
Current Road Streak: Lost 7
Longest Winning Streak: 4 (Feb. 20, 1997-Mar. 25, 1999)
Longest Losing Streak: 3 (Dec. 21, 2005-Feb. 28, 2007)
Biggest Winning Margin: 30 (127-97; Nov. 20, 1997)
Biggest Losing Margin: 21 (94-73; Jan. 2, 2009)
Most Points Scored: 127 (Nov. 20, 1997)
Most Points Allowed: 116 (Mar. 7, 2012)
Fewest Points Scored: 73 (Jan. 2, 2009)
Fewest Points Allowed: 76 (Nov. 2, 2002)

2013-2014 Rockets vs. Raptors

PLAYER	G-GS	MIN	FIELD GOALS		3-POINT FG		FT-FTA	PCT	REBOUNDS			AST	PF-DQ	STL	TO	BLK	PTS	AVG
			FG-FGA	PCT	FG-FGA	PCT			OFF	DEF	TOT							
Harden, J	2-2	87	14-36	0.389	5-15	0.333	19-23	0.826	0	9	9	14	8-0	5	7	1	52	26.0
Lin, J	2-1	85	16-35	0.457	6-13	0.462	9-11	0.818	1	5	6	8	7-0	4	7	2	47	23.5
Parsons, C	2-2	86	15-32	0.469	2-8	0.250	6-6	1.000	1	11	12	8	10-1	3	6	1	38	19.0
Howard, D	1-1	45	7-12	0.583	0-0	0.000	4-12	0.333	6	18	24	2	5-0	1	3	5	18	18.0
Motiejunas, D	1-0	23	6-11	0.545	0-3	0.000	1-1	1.000	3	2	5	1	5-0	0	3	0	13	13.0
Canaan, I	1-0	18	2-8	0.250	2-5	0.400	1-2	0.500	1	3	4	1	2-0	1	0	0	7	7.0
Asik, O	2-2	51	5-9	0.556	0-0	0.000	3-8	0.375	3	14	17	0	5-0	1	3	1	13	6.5
Casspi, O	2-0	50	3-8	0.375	1-4	0.250	6-10	0.600	3	8	11	4	3-0	1	2	1	13	6.5
Garcia, F	1-0	17	2-3	0.667	0-0	0.000	0-0	0.000	0	1	1	2	3-0	0	0	0	4	4.0
Jones, T	2-1	42	3-11	0.273	0-0	0.000	1-2	0.500	4	9	13	0	7-0	0	3	4	7	3.5
Beverley, P	1-1	24	0-5	0.000	0-4	0.000	1-2	0.500	1	3	4	0	4-0	0	3	0	1	1.0
Hamilton, J	1-0	3	0-1	0.000	0-0	0.000	0-0	0.000	0	0	0	0	1-0	0	1	0	0	0.0
Brooks, A	1-0	0	0-0	0.000	0-0	0.000	0-0	0.000	0	0	0	0	0-0	0	0	0	0	0.0
Brewer, R	0-0	0	0-0	0.000	0-0	0.000	0-0	0.000	0	0	0	0	0-0	0	0	0	0	0.0
ROCKETS	2	480	73-171	0.427	16-52	0.308	51-77	0.662	23	83	149	40	60-1	16	38	15	213	106.5
RAPTORS	2	480	72-189	0.381	18-50	0.360	49-66	0.742	23	64	109	30	63-4	19	27	8	211	105.5

2013-2014 Raptors vs. Rockets

PLAYER	G-GS	MIN	FIELD GOALS		3-POINT FG		FT-FTA	PCT	REBOUNDS			AST	PF-DQ	STL	TO	BLK	PTS	AVG
			FG-FGA	PCT	FG-FGA	PCT			OFF	DEF	TOT							
Gay, R	1-1	49	11-37	0.297	3-8	0.375	4-4	1.000	1	9	10	2	6-1	4	2	1	29	29.0
DeRozan, D	2-2	93	16-44	0.364	1-5	0.200	18-21	0.857	1	8	9	5	6-0	6	2	1	51	25.5
Lowry, K	1-1	48	6-16	0.375	4-10	0.400	0-0	0.000	1	1	2	2	6-1	1	2	0	16	16.0
Vasquez, G	1-1	40	4-12	0.333	4-7	0.571	3-4	0.750	0	4	4	8	4-0	1	0	0	15	15.0
Valanciunas, J	2-2	60	8-16	0.500	0-0	0.000	9-12	0.750	8	11	19	4	9-1	1	5	2	25	12.5
Salmons, J	1-0	22	3-8	0.375	2-3	0.667	4-4	1.000	0	3	3	2	0-0	0	1	0	12	12.0
Ross, T	2-1	62	10-18	0.556	2-8	0.250	1-2	0.500	1	11	12	0	9-1	1	4	0	23	11.5
Patterson, P	1-0	26	3-7	0.429	1-4	0.250	1-3	0.333	0	2	2	1	1-0	1	1	1	8	8.0
Johnson, A	2-2	37	4-10	0.400	0-0	0.000	2-6	0.333	5	8	13	0	5-0	0	2	1	10	5.0
Buycks, D	1-0	15	2-6	0.333	0-1	0.000	1-1	1.000	2	1	3	0	1-0	0	1	0	5	5.0
Hansbrough, T	2-0	27	3-5	0.600	0-0	0.000	3-5	0.600	3	3	6	3	5-0	1	2	1	9	4.5
De Colo, N	1-0	13	1-4	0.250	0-0	0.000	2-2	1.000	1	0	1	2	2-0	0	1	0	4	4.0
Novak, S	1-0	14	1-4	0.250	1-3	0.333	0-0	0.000	0	0	0	0	4-0	1	1	0	3	3.0
Fields, L	1-0	15	0-1	0.000	0-0	0.000	1-2	0.500	0	3	3	0	2-0	0	2	0	1	1.0
Acy, Q	1-0	9	0-1	0.000	0-1	0.000	0-0	0.000	0	0	0	1	3-0	2	0	1	0	0.0
Gray, A	1-0	0	0-0	0.000	0-0	0.000	0-0	0.000	0	0	0	0	0-0	0	0	0	0	0.0
RAPTORS	2	480	72-189	0.381	18-50	0.360	49-66	0.742	23	64	109	30	63-4	19	27	8	211	105.5
ROCKETS	2	480	73-171	0.427	16-52	0.308	51-77	0.662	23	83	149	40	60-1	16	38	15	213	106.5

Utah Jazz

**301 W. South Temple
Salt Lake City, UT 84101
(801) 325-2500**



Directory

Owner Gail Miller
Executive VP, Basketball Operations Kevin O'Connor
General Manager Dennis Lindsey
Head Coach Quin Snyder
Assistant Coaches Brad Jones, Antonio Lang, Alex Jensen,
Mike Wells, Johnnie Bryant, Mark McKown
Head Athletic Trainer Gary Briggs
Director, Communications Jonathan Rinehart

General Information

2013-2014 Record 25-57, 5th Northwest
Home Arena EnergySolutions Arena (19,911)
Team Colors Navy, Dark Yellow, Dark Green, Gray
Radio KZNS 1280 AM/97.5 FM
David Locke, Ron Boone
Television ROOT Sports
Craig Bolerjack, Matt Harpring

2014-2015 Schedule vs. Rockets

Wed., Oct. 29 @ EnergySolutions Arena, 8:00 p.m.
Sat., Jan. 10 @ Toyota Center, 7:00 p.m.
Thu., Mar. 12 @ EnergySolutions Arena, 8:00 p.m.
Wed., Apr. 15 @ Toyota Center, 7:00 p.m.

All-Time Series Record

Regular Season: 84-98
Home: 55-36 Toyota Center: 13-7
Road: 29-61 EnergySolutions Arena: 13-32
Neutral: 0-1
Playoffs: 18-21 (1985, 1994, 1995, 1997, 1998,
2007, 2008 - winning two series)
Home: 12-8 Toyota Center: 4-3
Road: 6-13 EnergySolutions Arena: 5-12

2013-2014 Results (Rockets 2-1)

Nov. 2 @ EnergySolutions Arena, Rockets 104-93
Dec. 2 @ EnergySolutions Arena, Jazz 109-103
Mar. 17 @ Toyota Center, Rockets 124-86

Series Information

Current Streak: Rockets, Won 1
Current Home Streak: Won 3
Current Road Streak: Lost 1
Longest Winning Streak: 8 (Feb. 23, 1981-Apr. 16, 1982)
Longest Losing Streak: 12 (Jan. 25, 1997-Mar. 9, 2000)
Biggest Winning Margin: 45 (125-80; Jan. 28, 2013)
Biggest Losing Margin: 37 (117-80; Mar. 7, 1989)
Most Points Scored: 134 (Dec. 10, 1985)
Most Points Allowed: 138 (Dec. 15, 1983)
Fewest Points Scored: 69 (Apr. 10, 2004)
Fewest Points Allowed: 63 (Jan. 3, 2004)

2013-2014 Rockets vs. Jazz

PLAYER	G-GS	MIN	FIELD GOALS		3-POINT FG		FT-FTA	PCT	REBOUNDS				PF-DQ	STL	TO	BLK	PTS	AVG
			FG-FGA	PCT	FG-FGA	PCT			OFF	DEF	TOT	AST						
Harden, J	3-3	113	24-47	0.511	7-19	0.368	20-23	0.870	2	6	8	18	12-0	4	10	1	75	25.0
Lin, J	2-1	65	14-23	0.609	3-7	0.429	6-8	0.750	2	5	7	13	5-0	1	8	3	37	18.5
Parsons, C	2-2	71	11-19	0.579	2-6	0.333	6-6	1.000	2	12	14	13	8-0	1	5	3	30	15.0
Howard, D	2-2	70	11-20	0.550	0-0	0.000	8-14	0.571	6	12	18	3	6-0	1	5	2	30	15.0
Hamilton, J	1-0	19	5-7	0.714	3-4	0.750	2-2	1.000	0	4	4	1	3-0	0	2	1	15	15.0
Beverley, P	2-2	71	10-19	0.526	2-7	0.286	5-5	1.000	3	9	12	7	4-0	3	3	2	27	13.5
Casspi, O	1-0	30	5-8	0.625	2-4	0.500	1-3	0.333	1	5	6	0	2-0	2	0	0	13	13.0
Jones, T	3-2	63	13-21	0.619	3-6	0.500	7-10	0.700	2	7	9	1	4-0	1	0	4	36	12.0
Garcia, F	3-1	62	9-18	0.500	6-13	0.462	1-2	0.500	0	7	7	2	5-0	0	0	4	25	8.3
Brooks, A	2-0	45	6-16	0.375	1-4	0.250	2-2	1.000	1	3	4	2	2-0	0	3	0	15	7.5
Motiejunas, D	1-0	28	3-7	0.429	1-3	0.333	0-2	0.000	1	10	11	3	6-1	2	5	1	7	7.0
Asik, O	3-2	72	8-20	0.400	0-0	0.000	2-4	0.500	8	17	25	0	7-0	1	3	3	18	6.0
Canaan, I	1-0	8	1-4	0.250	1-2	0.500	0-0	0.000	0	1	1	2	0-0	2	1	0	3	3.0
Brewer, R	1-0	4	0-0	0.000	0-0	0.000	0-0	0.000	0	0	0	0	0-0	0	0	0	0	0.0
Smith, G	0-0	0	0-0	0.000	0-0	0.000	0-0	0.000	0	0	0	0	0-0	0	0	0	0	0.0
ROCKETS	3	720	120-229	0.524	31-75	0.413	60-81	0.741	28	98	145	65	64-1	18	47	24	331	110.3
JAZZ	3	720	111-243	0.457	18-57	0.316	48-61	0.787	32	80	130	53	68-0	21	46	12	288	96.0

2013-2014 Jazz vs. Rockets

PLAYER	G-GS	MIN	FIELD GOALS		3-POINT FG		FT-FTA	PCT	REBOUNDS				PF-DQ	STL	TO	BLK	PTS	AVG
			FG-FGA	PCT	FG-FGA	PCT			OFF	DEF	TOT	AST						
Hayward, G	3-3	106	24-42	0.571	1-5	0.200	6-9	0.667	2	12	14	8	7-0	4	8	0	55	18.3
Burks, A	3-0	84	19-36	0.528	4-9	0.444	9-13	0.692	2	5	7	8	10-0	4	5	3	51	17.0
Burke, T	2-2	73	13-31	0.419	4-8	0.500	1-1	1.000	0	6	6	11	3-0	2	2	0	31	15.5
Favors, D	3-3	93	15-24	0.625	0-0	0.000	11-13	0.846	6	17	23	3	4-0	3	2	3	41	13.7
Jefferson, R	3-3	72	8-22	0.364	4-11	0.364	9-9	1.000	2	7	9	3	9-0	0	5	0	29	9.7
Kanter, E	3-1	71	12-24	0.500	0-0	0.000	4-6	0.667	9	10	19	3	8-0	0	11	1	28	9.3
Williams, M	2-2	51	5-16	0.313	3-8	0.375	2-2	1.000	2	5	7	3	3-0	2	1	0	15	7.5
Lucas III, J	2-0	43	6-18	0.333	0-8	0.000	1-1	1.000	4	2	6	6	2-0	1	0	0	13	6.5
Garrett, D	2-0	22	3-9	0.333	2-4	0.500	0-0	0.000	0	1	1	3	0-0	0	0	0	8	4.0
Harris, M	1-0	20	1-5	0.200	0-1	0.000	2-2	1.000	1	3	4	1	3-0	2	2	1	4	4.0
Evans, J	2-0	40	2-8	0.250	0-0	0.000	1-2	0.500	2	6	8	2	6-0	1	2	2	5	2.5
Gobert, R	2-0	14	1-2	0.500	0-0	0.000	2-2	1.000	1	4	5	0	4-0	1	2	1	4	2.0
Clark, I	1-0	10	1-2	0.500	0-1	0.000	0-0	0.000	0	0	0	0	5-0	0	1	0	2	2.0
Rush, B	1-0	8	1-2	0.500	0-0	0.000	0-1	0.000	1	1	2	0	1-0	0	2	1	2	2.0
Tinsley, J	1-1	14	0-2	0.000	0-2	0.000	0-0	0.000	0	1	1	2	3-0	1	2	0	0	0.0
Biedrins, A	0-0	0	0-0	0.000	0-0	0.000	0-0	0.000	0	0	0	0	0-0	0	0	0	0	0.0
JAZZ	3	720	111-243	0.457	18-57	0.316	48-61	0.787	32	80	130	53	68-0	21	46	12	288	96.0
ROCKETS	3	720	120-229	0.524	31-75	0.413	60-81	0.741	28	98	145	65	64-1	18	47	24	331	110.3

Washington Wizards

Verizon Center
601 F Street N.W.
Washington, DC 20004
(202) 661-5000



Directory

Majority Owner Ted Leonsis
President Ernie Grunfeld
Head Coach Randy Wittman
Assistant Coaches Don Newman, Don Zierden,
 Roy Rogers, Pat Sullivan, Howard Easley, David Adkins
Head Athletic Trainer Eric Waters
Sr. Director, Communications Scott Hall

General Information

2013-2014 Record 44-38, 2nd Southeast
Home Arena Verizon Center (20,356)
Team Colors Red, White, Blue
Radio WNEW 99.1 FM/WFED 1500 AM
 Dave Johnson, Glenn Consor
Television Comcast SportsNet
 Steve Buckhantz, Phil Chenier, Chris Miller

2014-2015 Schedule vs. Rockets

Mon., Dec. 29 @ Toyota Center, 7:00 p.m.
 Sun., Mar. 29 @ Verizon Center, 5:00 p.m.

All-Time Series Record

Regular Season: 65-76
 Home: 40-28 Toyota Center: 10-1
 Road: 23-44 Verizon Center: 10-6
 Neutral: 2-4
Playoffs: 4-2 (1977 - winning the series)
 Home: 2-1 Toyota Center: 0-0
 Road: 2-1 Verizon Center: 0-0

2013-2014 Results (Rockets 2-0)

Jan. 11 @ Verizon Center, Rockets 114-107
 Feb. 12 @ Toyota Center, Rockets 113-112

Series Information

Current Streak: Rockets, Won 2
Current Home Streak: Won 5
Current Road Streak: Won 1
Longest Winning Streak: 7 (Jan. 3, 2006-Nov. 21, 2008)
Longest Losing Streak: 12 (Jan. 8, 1969-Jan. 23, 1971)
Biggest Winning Margin: 30 (123-93; Feb. 15, 2005)
Biggest Losing Margin: 42 (156-114; Mar. 1, 1968)
Most Points Scored: 138 (Nov. 18, 1969)
Most Points Allowed: 156 (Mar. 1, 1968)
Fewest Points Scored: 82 (Dec. 6, 2001)
Fewest Points Allowed: 69 (2x: last Feb. 26, 2008)

2013-2014 Rockets vs. Wizards

PLAYER	G-GS	MIN	FIELD GOALS		3-POINT FG		FT-FTA	PCT	REBOUNDS			AST	PF-DQ	STL	TO	BLK	PTS	AVG
			FG-FGA	PCT	FG-FGA	PCT			OFF	DEF	TOT							
Harden, J	2-2	79	15-28	0.536	6-11	0.545	24-25	0.960	1	13	14	11	5-0	2	9	0	60	30.0
Howard, D	2-2	72	17-26	0.654	0-0	0.000	13-26	0.500	4	19	23	3	8-0	3	12	3	47	23.5
Parsons, C	1-1	37	7-15	0.467	2-4	0.500	2-4	0.500	5	7	12	6	3-0	1	2	0	18	18.0
Lin, J	2-2	80	10-19	0.526	3-9	0.333	11-14	0.786	2	1	3	13	8-0	2	8	0	34	17.0
Casspi, O	1-0	18	4-5	0.800	2-2	1.000	4-4	1.000	0	2	2	2	3-0	1	1	0	14	14.0
Jones, T	2-2	61	9-21	0.429	0-2	0.000	5-6	0.833	5	20	25	1	6-0	0	5	5	23	11.5
Motiejunas, D	1-0	17	3-4	0.750	1-2	0.500	4-6	0.667	2	2	4	0	1-0	0	1	1	11	11.0
Garcia, F	2-0	49	4-7	0.571	3-5	0.600	0-0	0.000	1	4	5	3	3-0	1	1	1	11	5.5
Smith, G	1-0	13	1-2	0.500	0-0	0.000	2-4	0.500	0	1	1	0	3-0	0	1	1	4	4.0
Brewer, R	1-1	17	1-2	0.500	0-1	0.000	0-0	0.000	1	0	1	0	1-0	1	0	0	2	2.0
Brooks, A	2-0	26	1-7	0.143	1-4	0.250	0-0	0.000	0	1	1	1	2-0	0	2	1	3	1.5
Asik, O	1-0	11	0-1	0.000	0-0	0.000	0-0	0.000	1	2	3	0	1-0	0	1	0	0	0.0
Canaan, I	0-0		0-0	0.000	0-0	0.000	0-0	0.000	0	0	0	0	0-0	0	0	0	0	0.0
Covington, R	0-0		0-0	0.000	0-0	0.000	0-0	0.000	0	0	0	0	0-0	0	0	0	0	0.0
Beverley, P	0-0		0-0	0.000	0-0	0.000	0-0	0.000	0	0	0	0	0-0	0	0	0	0	0.0
ROCKETS	2	480	72-137	0.526	18-40	0.450	65-89	0.730	22	72	114	40	44-0	11	45	12	227	113.5
WIZARDS	2	480	84-192	0.438	21-51	0.412	30-47	0.638	29	53	100	52	64-3	25	22	6	219	109.5

2013-2014 Wizards vs. Rockets

PLAYER	G-GS	MIN	FIELD GOALS		3-POINT FG		FT-FTA	PCT	REBOUNDS			AST	PF-DQ	STL	TO	BLK	PTS	AVG
			FG-FGA	PCT	FG-FGA	PCT			OFF	DEF	TOT							
Ariza, T	2-2	87	18-36	0.500	13-23	0.565	6-7	0.857	4	21	25	5	10-1	8	4	1	55	27.5
Wall, J	2-2	84	14-41	0.341	3-10	0.300	11-14	0.786	0	3	3	24	7-0	5	3	0	42	21.0
Beal, B	2-2	63	12-40	0.300	4-14	0.286	5-5	1.000	3	3	6	7	5-0	3	2	0	33	16.5
Hilaro, N	2-1	57	12-22	0.545	0-0	0.000	5-15	0.333	4	7	11	7	11-1	2	2	1	29	14.5
Seraphin, K	2-0	36	11-19	0.579	0-0	0.000	2-3	0.667	4	2	6	1	8-0	1	2	1	24	12.0
Booker, T	2-1	37	7-8	0.875	0-0	0.000	0-0	0.000	4	3	7	2	4-0	1	1	1	14	7.0
Gortat, M	2-2	47	5-11	0.455	0-0	0.000	1-3	0.333	4	7	11	4	10-1	2	2	2	11	5.5
Temple, G	2-0	14	2-4	0.500	0-0	0.000	0-0	0.000	0	1	1	0	2-0	1	1	0	4	2.0
Vesely, J	2-0	12	2-5	0.400	0-0	0.000	0-0	0.000	6	1	7	0	1-0	0	0	0	4	2.0
Westster, M	2-0	33	1-4	0.250	1-4	0.250	0-0	0.000	0	4	4	2	4-0	1	2	0	3	1.5
Porter, O	2-0	10	0-2	0.000	0-0	0.000	0-0	0.000	0	1	1	0	2-0	1	1	0	0	0.0
Singleton, C	0-0	0	0-0	0.000	0-0	0.000	0-0	0.000	0	0	0	0	0-0	0	0	0	0	0.0
Maynor, E	0-0	0	0-0	0.000	0-0	0.000	0-0	0.000	0	0	0	0	0-0	0	0	0	0	0.0
WIZARDS	2	480	84-192	0.438	21-51	0.412	30-47	0.638	29	53	100	52	64-3	25	22	6	219	109.5
ROCKETS	2	480	72-137	0.526	18-40	0.450	65-89	0.730	22	72	114	40	44-0	11	45	12	227	113.5

Rio Grande Valley Vipers

Uptown Plaza
4500 North 10th Street, Suite 315
McAllen, TX 78504
(956) 972-1144



Directory

Principal OwnerAlonzo Cantu
CEORene Borrego
PresidentBert Garcia
General ManagerGianluca Pascucci
Head CoachNevada Smith
Assistant CoachTBD
Media ContactRebecca Sweat
 rsweat@rgvipers.com

General Information

NBA AffiliationHouston Rockets
2013-2014 Record30-20, 3rd Central Division
Home ArenaState Farm Arena (5,600)
 2600 North 10th Street
 Hidalgo, TX 78557
Team ColorsRed, White
RadioFOX Sports 1700 AM and La Tremenda 1530 AM
Team BroadcasterDennis Scott

All-Time Record

Season	Coach	Regular Season			Playoffs		
		W	L	Pct.	W	L	Pct.
2007-08	Bob Hoffman/ Brian Walsh	21	29	.420	-	-	-
2008-09	Clay Moser	21	29	.420	-	-	-
2009-10	Chris Finch	34	16	.680	6	2	.750
2010-11	Chris Finch	33	17	.660	5	3	.625
2011-12	Nick Nurse	24	26	.480	-	-	-
2012-13	Nick Nurse	35	15	.700	6	0	1.000
2013-14	Nevada Smith	30	20	.600	3	3	.500

Championships

2009-10 NBA D-League Western Conference Champions
 2009-10 NBA D-League Champions
 2010-11 NBA D-League Western Conference Champions
 2012-13 NBA D-League Central Division Champions
 2012-13 NBA D-League Champions

2013-2014 Rio Grande Valley Vipers

PLAYER	G-GS	MIN	FIELD GOALS		3-POINT FG		FT-FTA	PCT	REBOUNDS			AST	PF	TO	STL	BLK	PTS	AVG
			FG-FGA	PCT	FG-FGA	PCT			OFF	DEF	TOT							
Covington, R	42-41	14434	335-762	0.440	133-359	0.370	172-204	0.843	116	269	385	72	143-0	101	105	57	975	23.2
Canaan, I	18-17	613	124-284	0.437	58-157	0.369	86-106	0.811	18	54	72	147	39-0	13	54	3	392	21.8
Daniels, T	48-37	1697	323-766	0.422	240-599	0.401	146-179	0.816	46	174	220	89	138-0	53	94	8	1032	21.5
Johnson, C	20-20	744	132-281	0.470	54-147	0.367	69-82	0.841	51	84	135	49	45-0	32	34	20	387	19.4
Johnson, J	10-10	299	69-139	0.496	13-45	0.289	34-44	0.773	26	65	91	48	36-0	19	40	34	185	18.5
Morris, D	9-7	264	61-120	0.508	7-39	0.179	25-39	0.641	10	29	39	60	14-0	7	24	0	154	17.1
Ohlbrecht, T	32-21	479	151-283	0.534	11-43	0.256	85-109	0.780	84	144	228	33	121-0	15	86	20	398	12.4
Wayns, M	11-2	221	52-135	0.385	14-48	0.292	17-24	0.708	3	21	24	46	22-0	3	27	1	135	12.3
Bishop, T	42-19	1041	176-370	0.476	75-199	0.377	51-77	0.662	109	177	286	48	118-0	43	47	34	478	11.4
Spencer, B	12-0	237	50-121	0.413	21-76	0.276	15-20	0.750	2	20	22	27	23-0	12	14	1	136	11.3
Parrom, K	46-6	1011	161-360	0.447	54-160	0.338	85-110	0.773	70	129	199	96	102-0	30	49	9	461	10.0
Talton, G	48-29	1292	165-409	0.403	59-189	0.312	84-101	0.832	30	121	151	339	94-0	48	97	2	473	9.9
Hunt, D	41-19	872	139-267	0.521	0-0	0.000	48-88	0.545	135	152	287	30	120-0	19	49	42	326	8.0
Ellis, A	32-10	634	72-186	0.387	48-135	0.356	24-39	0.615	26	68	94	31	57-0	13	22	2	216	6.8
Kadij, K	19-2	273	41-109	0.376	12-53	0.226	29-39	0.744	18	51	69	13	35-0	8	24	14	123	6.5
Young, B	21-0	143	49-96	0.510	2-8	0.250	19-26	0.731	10	11	21	21	14-0	2	19	1	119	5.7
Hagins, J	16-7	249	32-54	0.593	0-0	0.000	10-13	0.769	22	34	56	3	45-0	9	26	17	74	4.6
Henriquez, J	29-3	262	35-88	0.398	0-9	0.000	18-37	0.486	30	41	71	13	51-0	5	25	25	88	3.0
Lathan, D	3-0	8	1-5	0.200	0-2	0.000	0-0	0.000	2	1	3	3	1-0	1	1	0	2	0.7
VIPERS	50	12045	2168-4835	0.448	801-2268	0.353	1017-1337	0.761	808	1645	2878	1168	1218-0	433	870	290	6154	123.1
OPPONENTS	50	12045	2223-4631	0.480	473-1352	0.350	1161-1566	0.741	708	1733	2922	1134	1049-0	425	818	315	6080	121.6

The Most Live Sports experienced like never before.

THE X1 ENTERTAINMENT OPERATING SYSTEM®



XFINITY® on the X1 Entertainment Operating System delivers the simplest, fastest and most complete way to access all your sports and entertainment on all your screens. With the sports app on X1, track scores of multiple games while watching the Rockets.

XFINITY has the fastest and most reliable in-home WiFi, so you can watch live sports, TV shows and movies on all of your devices.

XFINITY - YOUR HOME FOR THE MOST LIVE SPORTS

1-800-XFINITY | comcast.com/livesports



**Proud Partner of
the Houston Rockets**

xfinity
the future of awesome®

Restrictions apply. Not available in all areas. WiFi claim based on April and October studies by Allion Test Labs, Inc. Actual speeds vary and are not guaranteed. Most live sports available with Digital Preferred TV and WatchESPN. Live streaming of pay per view and music choice channels not available on mobile devices. Call for restrictions and complete details. © 2014 Comcast. All rights reserved.

NBA D-League Information

NBA Development League

Olympic Tower
645 5th Avenue, 18th Floor
New York, NY 10022
Tel: (212) 407-8000; Fax: (212) 759-1412
Media Contact: Joanna Shapiro (jshapiro@nba.com)

Austin Toros

12885 N. Highway 183, Suite 207; Austin, TX 78750
Tel: (512) 236-8333; Fax: (512) 236-8444
Arena: Cedar Park Center
Media Relations Contact: Perri Travillion
(ptravillion@austintoros.com)
NBA Affiliation: San Antonio

Bakersfield Jam

1400 Norris Road; Bakersfield, CA 93308
Tel: (661) 615-6550; Fax: (661) 615-6555
Arena: Dignity Health Event Center
Media Relations Contact: William Aquije
(william@bakersfieldjam.com)
NBA Affiliations: Phoenix

Canton Charge

1101 Market Avenue North
Canton, OH 44702
Tel: (330) 489-1701; Fax: (330) 489-1703
Arena: Canton Memorial Civic Center
Media Relations Contact: Sean Wyatt
(swyatt@cantoncharge.com)
NBA Affiliation: Cleveland

Delaware 87ers

300 Martin Luther King Blvd, Suite 200;
Wilmington, DE 19801
Tel: (302) 504-7587; Fax: TBD
Arena: Bob Carpenter Sports/Convocation Center
Media Relations Contact: TBD
NBA Affiliation: Philadelphia

Erie BayHawks

110 East 8th Street; Erie, PA 16501
Tel: (814) 790-5600; Fax: (814) 790-5608
Arena: Erie Insurance Arena
Media Relations Contact: Kevin Hagerty
(kevin.hagerty@nbaerie.com)
NBA Affiliation: Orlando

Fort Wayne Mad Ants

1910 St. Joe Center Rd, Suite 61; Fort Wayne, IN 46825
Tel: (260) 469-4667; Fax: (260) 469-4674
Arena: Allen County War Memorial Coliseum
Media Relations Contact: Audrey Siebrase
(audrey@fortwaynehoops.com)
NBA Affiliations: Atlanta, Brooklyn, Charlotte, Chicago, Denver, Indiana, L.A. Clippers, Milwaukee, Minnesota, New Orleans, Portland, Toronto, Washington

Grand Rapids Drive

40 Monroe Center NW, Ste. 11,
Grand Rapids, MI 49503
Tel: TBD
Arena: The DeltaPlex
Media Relations Contact: Sarah Parfet Jbara
(spj@ssjgroupplc.com)
NBA Affiliation: Detroit

Idaho Stampede

233 South Capitol Blvd., Suite 100; Boise, ID 83702
Tel: (208) 388-4667; Fax: (208) 388-3845
Arena: CenturyLink Arena
Media Relations Contact: Ty Carter
(ty@idahostampede.com)
NBA Affiliation: Utah

Iowa Energy

730 3rd Street; Des Moines, Iowa 50309
Tel: (515) 564-8550; Fax: (515) 564-8551
Arena: Wells Fargo Arena
Media Relations Contact: Mike Leighton
(rburrell@iowanba.com, mleighton@iowanba.com)
NBA Affiliations: Memphis

Los Angeles D-Fenders

555 North Nash Street; El Segundo, CA 90245
Tel: (310) 426-6000; Fax: (310) 426-6031
Arena: Toyota Sports Center
Media Relations Contact: TBD
NBA Affiliation: Los Angeles Lakers

Maine Red Claws

413 Congress Street; Portland, ME 04101
Tel: 207-210-6655; Fax: 207-210-6659
Arena: Portland Exposition Building
Media Relations Contact: Will McClaran
(wmccclaran@maineredclaws.com)
NBA Affiliation: Boston

Oklahoma City Thunder NBA D-League Team

208 Thunder Drive, Oklahoma City, OK 73102
Tel: (918) 208-4800; Fax: (918) 429-7900
Arena: Cox Convention Center
Media Relations Contact: Ben Coldagelli
(bcoldagelli@thunder-nba.com)
NBA Affiliation: Oklahoma City

Reno Bighorns

9393 Gateway Drive, Suite BH; Reno, NV 89511
Tel: (775) 284-2622; Fax: (775) 853-1601
Arena: Reno Events Center
Media Relations Contact: Kyle Jones (kjones@renobighorns.com)
NBA Affiliation: Sacramento

Santa Cruz Warriors

903 Pacific Avenue, Suite 101; Santa Cruz, CA 95060
Tel: (831) 731-4396; Fax: (831) 466-3201
Arena: Kaiser Permanente Arena
Media Relations Contact: TBD
NBA Affiliation: Golden State

Sioux Falls Skyforce

2131 South Minnesota Ave; Sioux Falls, SD 57105
Tel: (605) 332-0605; Fax: (605) 332-2305
Arena: Sanford Pentagon
Media Relations Contact: Joe Millar
(joe@skyforceonline.com)
NBA Affiliation: Miami

Springfield Armor

1 Monarch Place, Suite 220
Springfield, MA 01144
Tel: (413) 746-3263; Fax: (413) 746-3262
Arena: MassMutual Center
Media Relations Contact: Eli Pearlstein
(epearlstein@armorhoops.com)
NBA Affiliation: Brooklyn

Texas Legends

2601 Avenue of the Stars, Suite 300; Frisco, TX 75034
Tel: (214) 469-0822; Fax: (214) 469-0823
Arena: Dr. Pepper Arena
Media Relations Contact: Britney Wynn
(bwyynn@texlegends.com)
NBA Affiliation: Dallas

Texas Legends

198 Central Avenue, White Plains, NY 10606
Tel: (914) 559-6870
Arena: Westchester County Center
Media Contact: Katie Hatch (Katie.hatch@msg.com)
NBA Affiliation: New York

NBA D-League Information

2013-2014 D-League Standings

Central Division	Overall	Pct.	Home	Road
Iowa	31-19	0.620	18-7	13-12
Sioux Falls	31-19	0.620	19-6	12-13
Rio Grande Valley	30-20	0.600	15-10	15-10
Texas	24-26	0.480	14-11	10-15
Tulsa	24-26	0.480	13-12	11-14
Austin	19-31	0.380	10-15	9-16
East Division	Overall	Pct.	Home	Road
Fort Wayne	34-16	0.680	19-6	15-10
Canton	28-22	0.560	17-8	11-14
Springfield	22-28	0.440	11-14	11-14
Maine	19-31	0.380	13-12	6-19
Erie	16-34	0.320	8-17	8-17
Delaware	12-38	0.240	8-17	4-21
West Division	Overall	Pct.	Home	Road
Los Angeles	31-19	0.620	17-8	14-11
Santa Cruz	29-21	0.580	16-9	13-12
Reno	27-23	0.540	15-10	12-13
Idaho	24-26	0.480	13-12	11-14
Bakersfield	24-26	0.480	13-12	11-14

2014 D-League Playoffs

NBA D-League Quarterfinals

Fort Wayne Mad Ants 2, Reno Big Horns 0
 Santa Cruz Warriors 2, LA Defenders 0
Rio Grande Valley Vipers 2, Iowa Energy 1
 Sioux Falls Sky Force, 2, Canton Charge 1

NBA D-League Semifinals

Santa Cruz Warriors 2, **Rio Grande Valley Vipers 1**
 Fort Wayne Mad Ants 2, Sioux Falls Sky Force 1

NBA D-League Finals

Fort Wayne Mad Ants 2, Santa Cruz Warriors 1

Regular Season Champions

Fort Wayne Mad Ants

Postseason Champions

Fort Wayne Mad Ants

2013-2014 D-League Award Winners

Most Valuable Player Ron Howard (Fort Wayne) & Othys Jeffers (Iowa)
Dennis Johnson Coach of the Year Conner Henry, Fort Wayne Mad Ants
Defensive Player of the Year DeAndre Liggins, Sioux Falls Sky Force
Rookie of the Year **Robert Covington, Rio Grande Valley Vipers**
Jason Collier Sportsmanship Award Ron Howard, Fort Wayne Mad Ants
Impact Player of the Year Ike Diogu, Bakersfield Jam
Most Improved Player Frank Gaines, Maine Red Claws

2013-2014 D-League to NBA Call-Ups

(36 Players, 49 Call-Ups)

Player	D-League Team	NBA Team
Melvin Ely	Texas Legends	New Orleans
James Southerland	LA D-Fenders	New Orleans
Dexter Pittman	Austin Toros	Houston
Othys Jeffers	Iowa Energy	Minnesota
Grant Jerrett	Tulsa 66ers	Oklahoma City
Adonis Thomas	Springfield Armor	Philadelphia
Chris Wright	Maine Red Claws	Milwaukee
Damion James	Texas Legends	San Antonio
Hilton Armstrong	Santa Cruz Warriors	Golden State
Willie Reed	Springfield Armor	Sacramento
Reggie Williams	Tulsa 66ers	Oklahoma City
Seth Curry	Santa Cruz Warriors	Cleveland
James Nunnally	Texas Legends	Philadelphia
Mustafa Shakur	Tulsa 66ers	OKC
Justin Hamilton	Sioux Falls Skyforce	Miami
Darius Johnson-Odom	Springfield Armor	Philadelphia
Chris Wright	Maine Red Claws	Milwaukee
Shane Edwards	Canton Charge	Cleveland
Reggie Williams	Tulsa 66ers	Oklahoma City
Jorge Gutierrez	Canton Charge	Brooklyn
Justin Hamilton	Sioux Falls Skyforce	Charlotte
Tony Mitchell	Fort Wayne Mad Ants	Milwaukee
Jarvis Varnado	Iowa Energy	Philadelphia
Chris Babb	Maine Red Claws	Boston
DeAndre Liggins	Sioux Falls Skyforce	Miami
Adonis Thomas	Springfield Armor	Orlando
Dewayne Dedmon	Santa Cruz Warriors	Orlando
Dexter Pittman	Austin Toros	Atlanta
Hilton Armstrong	Santa Cruz Warriors	Golden State
Arinze Onuaku	Canton Charge	Cleveland
Troy Daniels	Rio Grande Valley	Houston
Jarvis Varnado	Iowa Energy	Chicago
Shawne Williams	LA D-Fenders	Los Angeles
Othys Jeffers	Iowa Energy	San Antonio
Vander Blue	Delaware 87ers	Boston
Chris Johnson	Rio Grande Valley Vipers	Boston
Manny Harris	LA D-Fenders	Los Angeles
Dewayne Dedmon	Santa Cruz Warriors	Philadelphia

Player	D-League Team	NBA Team
James Nunnally	Bakersfield Jam	Atlanta
Jeremy Tyler	Erie BayHawks	New York
Seth Curry	Santa Cruz Warriors	Memphis
Kendall Marshall	Delaware 87ers	Los Angeles
James Johnson	Rio Grande Valley	Memphis
Hilton Armstrong	Santa Cruz Warriors	Golden State
Chris Douglas-Roberts	Texas Legends	Charlotte
Malcolm Thomas	LA D-Fenders	San Antonio
Lorenzo Brown	Springfield Armor	Philadelphia
Dewayne Dedmon	Santa Cruz Warriors	Golden State
Diante Garrett	Iowa Energy	Utah



Vipers Isaiah Canaan, Robert Covington and Troy Daniels were selected as a 2014 NBA D-League All-Stars.

NBA

NBA Personnel Facts

Active List

Each team is able to maintain 13 players on its Active List, but must have a minimum of eight players dressed and able to participate in all preseason and regular season games or nine players for playoff games. A team may periodically carry 11 or 12 players on its Active List, but for no more than two consecutive weeks at a time. Each team is responsible for delivering the team's Active List to the Official Scorer prior to each game.

Inactive List

A team may carry a maximum of two players on its Inactive List (subject to hardship rules). Teams with 11 or 12 active players are required to maintain at least one player on the Inactive List for all regular season games. These teams may carry zero players on the Inactive List, but for no more than two consecutive weeks at a time. A team that has 13 players on its Active List is not required to have a player on its Inactive List. Players may move freely between the Active List and Inactive List.

10-Day Contract

A player can be signed to a 10-day contract beginning on Jan. 6 or the next business day if Jan. 6 is not a business day. No team may be a party at any time to more 10-day contracts than the number of players on its Inactive List. Players signed to 10-day contracts can be placed on either the Active List or the Inactive List.

NBA D-League Assignment

Any player who is assigned by his team to the NBA D-League must be placed and maintained on his NBA team's Inactive List for the duration of his D-League assignment.

Waivers

From Aug. 15 to the end of the regular season, clubs may claim waived players within 48 hours after notice. Players waived any other time may be claimed within seven days. If no teams claim the waived player, he becomes a free agent. If more than one club claims a waived player, the one with the lesser record at that time claims the player.

Guaranteed Contract Date

On Jan. 10 of the regular season, all player contracts become guaranteed for the remainder of the season.

NBA Key Dates

2014

Sep. 26	2014 NBA Team Media Days for Global Games Participants
Sep. 29	2014 NBA Team Media Days
Sep. 30	2014 NBA Training Camps open for practice
Oct. 5-24	NBA Canada Series and NBA Global Games
Oct. 27	Rosters Set for Opening Day (5 p.m. ET)
Oct. 28	2014-15 NBA Season Tips Off
Nov. 12	NBA Global Games Regular Season (Houston Rockets vs. Minnesota Timberwolves in Mexico City, Mexico at Mexico City Arena)

2015

Jan. 5	10-day contracts can now be signed
Jan. 10	All contracts are guaranteed for remainder of the season
Jan. 15	NBA Global Games (New York Knicks vs. Milwaukee Bucks in London, England at The O2)
Feb. 13-15	2015 NBA All-Star (Brooklyn and New York)
Feb. 19	2015 NBA Trade Deadline (3 p.m. ET)
Mar. 1	Playoff Eligibility Waiver Deadline
Apr. 8-11	Portsmouth Invitational Tournament (Portsmouth, VA)
Apr. 15	Last Day of 2014-15 Regular Season
Apr. 18	2015 NBA Playoffs begin
Apr. 26	NBA Draft Early Entry Eligibility Deadline (11:59 p.m. ET)
May 4 or 5	Conference Semifinals begin (possible move-up May 2 or 3)
May 19/20	Conference Finals begin (possible move-up May 17 or 18)
May 19	2015 NBA Draft Lottery
Jun. 4	The Finals begin (no move-up)
June 15	NBA Draft Early Entry Withdrawal Deadline (5 p.m. ET)
June 25	2015 NBA Draft

2014-2015 NBA Officiating Crew

6	Tony Brown
7	Lauren Holtkamp
8	Marc Davis
9	Derrick Stafford
10	Ron Garretson
11	Derrick Collins
12	Violet Palmer
13	Monty McCutchen
14	Ed Malloy
15	Bennett Salvatore
16	David Guthrie
17	Joe Crawford
18	Matt Boland
19	James Capers
20	Leroy Richardson
21	Dedric Taylor
22	Bill Spooner
23	Jason Phillips
24	Mike Callahan
25	Tony Brothers
26	Pat Fraher
28	Zach Zarba
29	Mark Lindsay
30	John Goble
31	Scott Wall
32	Eddie F. Rush
33	Sean Corbin
34	Kevin Cutler
35	Kane Fitzgerald
36	David Jones
37	Eric Dalen
38	Michael Smith
39	Kipp Kissinger
40	Leon Wood
41	Ken Mauer
42	Eric Lewis
43	Dan Crawford
44	Eli Roe
45	Brian Forte
46	Ben Taylor
47	Bennie Adams
48	Scott Foster
49	Tom Washington
50	Jeff Wooten
51	Mitchell Ervin
52	Scott Twardoski
53	Gediminas Petraitis
54	Nick Buchert
55	Bill Kennedy
56	Mark Ayotte
58	Josh Tiven
59	Gary Zielinski
60	James Williams
61	Courtney Kirkland
62	Don Hudson
63	Derek Richardson
64	Justin Van Duyne
65	Sean Wright
66	Haywoode Workman
67	Brett Nansel
68	Marat Kogut
70	Brent Barnaky
71	Rodney Mott
72	JT Orr
73	Tre Maddox
74	Curtis Blair
75	CJ Washington
76	Steve Anderson
77	Karl Lane
78	Tyler Ford
79	Kevin Scott

UNITED



Rockets

friendly

© 2014 United Airlines, Inc. All rights reserved.



Official Airline of the Houston Rockets.

fly the friendly skies™

2014'15 SCHEDULE

NOVEMBER 2014

SUN	MON	TUE	WED	THU	FRI	SAT
OCT		28 9:30 LAL	29 8:00 UTA	30	31	1 7:00 BOS
2	3 8:00 PHI	4 8:30 MIA	5	6 7:00 SA	7	8 7:00 GS
9	10	11	12 8:00 MIN	13	14 7:00 PHI	15
16 8:00 OKC	17 7:00 MEM	18	19 8:30 LAL	20	21 7:00 DAL	22
23	24 7:00 NY	25	26 7:00 SAC	27	28 7:00 LAC	29 8:00 MIL

DECEMBER 2014

SUN	MON	TUE	WED	THU	FRI	SAT
	1	2	3 7:00 MEM	4	5 7:00 MIN	6 7:00 PHX
7	8	9	10 8:30 GS	11 8:30 SAC	12	13 7:00 DEN
14	15	16	17 8:30 DEN	18 7:30 NO	19	20 7:00 ATL
21	22 7:00 POR	23	24	25	26 7:00 MEM	27
28 8:00 SA	29 7:00 WAS	30	31 8:00 CHA			

JANUARY 2015

SUN	MON	TUE	WED	THU	FRI	SAT
				1 7:00 NO	2 7:00 MIA	3
4	5 7:00 CHI	6	7 8:00 CLE	8 7:00 NY	9	10 7:00 UTA
11	12 8:30 BKN	13	14	15 7:00 OKC	16	17 7:00 GS
18	19 4:30 IND	20	21 8:30 GS	22	23 8:00 PHX	24
25 8:30 LAL	26	27	28 8:00 DAL	29 8:00 BOS	30 8:00 DET	31

FEBRUARY 2015

SUN	MON	TUE	WED	THU	FRI	SAT
1	2	3	4 7:00 CHI	5	6 7:00 MIL	7
8 8:00 POR	9	10 7:00 PHX	11 8:30 LAC	12	13	14
15	16	17	18	19	20	21 7:00 TOR
22	23 7:00 MIN	24	25 7:00 LAC	26	27 7:00 BKN	28

APRIL 2015

SUN	MON	TUE	WED	THU	FRI	SAT
			1 7:00 SAC	2 7:30 DAL	3	4
5 12:00 OKC	6	7	8 7:30 SA	9	10 7:00 SA	11
12 6:00 NO	13 8:00 CHA	14	15	16	17	18
19	20	21	22	23	24	25
26	27	28	29	30		

MARCH 2015

SUN	MON	TUE	WED	THU	FRI	SAT
1 8:00 CLE	2	3 8:30 ATL	4 7:00 MEM	5	6 7:00 DET	7 8:00 DEN
8	9	10	11 8:30 POR	12 8:00 UTA	13	14
15 8:30 LAC	16	17 7:00 ORL	18	19 7:00 DEN	20	21 7:00 PHX
22	23 8:00 IND	24	25 7:00 NO	26	27 7:00 MIN	28
29 8:00 WAS	30 8:30 TOR	31				

TV SCHEDULE KEY Check local listings

■ TNT ▲ NBATV • ABC * ESPN

🏠 HOME 🏡 AWAY 🌟 NBA ALL-STAR 📅 OPENING NIGHT

All games broadcast on SportsTalk 790. All times CDT/CST and PM unless specified
Date and time subject to change

Download the official Rockets and Toyota Center apps today!

#PURSUIT



TOYOTA CENTER