



2012-13 HOUSTON ROCKETS  
***MEDIA GUIDE***

 TOYOTA CENTER

# Houston Rockets

## 2012-2013 Roster

No.	Name	Pos.	Ht.	Wt.	Birthdate	Prior to NBA/Home Country	NBA Exp.
3	Omer Asik	C	7-0	255	7/4/86	Fenerbahçe S.K./Turkey	2
40	Jon Brockman	F	6-7	255	3/20/87	Washington/USA	3
10	Carlos Delfino	G/F	6-6	230	8/29/82	Skipper Bologna/Argentina	7
15	Toney Douglas	G	6-2	185	3/16/86	Florida State/USA	3
21	Kyle Fogg	G	6-3	188	1/27/90	Arizona/USA	R
0	Gary Forbes	G/F	6-7	220	2/25/85	Massachusetts/Panama	2
5	JaJuan Johnson	F	6-10	221	2/8/89	Purdue/USA	1
6	Terrence Jones	F	6-9	252	1/9/92	Kentucky/USA	R
1	Jeremy Lamb	G/F	6-5	180	5/30/92	Connecticut/USA	R
7	Jeremy Lin	G	6-3	200	8/23/88	Harvard/USA	2
8	Shaun Livingston	G	6-7	175	9/11/85	Peoria Central HS (IL)/USA	7
14	Scott Machado	G	6-1	205	6/8/90	Iona/USA	R
12	Kevin Martin	G	6-7	185	2/1/83	Western Carolina/USA	8
32	Demetri McCamey	G	6-3	200	2/21/89	Illinois/USA	R
2	Marcus Morris	F	6-9	235	9/2/89	Kansas/USA	1
20	Donatas Motiejunas	F/C	7-0	222	9/20/90	Asseco Prokom/Lithuania	R
25	Chandler Parsons	F	6-9	227	10/25/88	Florida/USA	1
54	Patrick Patterson	F/C	6-9	235	3/14/89	Kentucky/USA	2
4	Greg Smith	C/F	6-10	250	1/8/91	Fresno State/USA	1
30	Royce White	F	6-8	260	4/10/91	Iowa State/USA	R

### Head Coach

Kevin McHale (Minnesota)

### Assistant Coaches

Kelvin Sampson (Pembroke State)

J.B. Bickerstaff (Minnesota)

Chris Finch (Franklin & Marshall College)

Dean Cooper (Aquinas College)

### Asst. Coach/Dir. of Player Development

Jesse Mermuys (Arizona)

### Player Development Coach

Greg Buckner (Clemson)

### Head Athletic Trainer

Keith Jones (Arkansas)

### Associate Athletic Trainer

Jason Biles (North Florida)

### Director of Strength & Conditioning

Darryl Eto (Arizona)

### Manager of Team & Player Development

David Macha (Alameda)

### Equipment Manager

Anthony Nila

### Video Coordinator

John Cho

## Numerical Roster

### No. Name

- 0 Gary Forbes
- 1 Jeremy Lamb
- 2 Marcus Morris
- 3 Omer Asik
- 4 Greg Smith
- 5 JaJuan Johnson
- 6 Terrence Jones
- 7 Jeremy Lin
- 8 Shaun Livingston
- 10 Carlos Delfino

### No. Name

- 12 Kevin Martin
- 14 Scott Machado
- 15 Toney Douglas
- 20 Donatas Motiejunas
- 21 Kyle Fogg
- 25 Chandler Parsons
- 30 Royce White
- 32 Demetri McCamey
- 40 Jon Brockman
- 54 Patrick Patterson



**Houston Rockets  
2012-2013  
Media Guide**

**Toyota Center  
1510 Polk Street  
Houston, TX 77002  
(713)758-7200**

**Edited and Compiled by  
Bob Schranz**

**Cover Design by  
Michael Sun**

**Editorial Assistance by  
Nelson Luis,  
Tracey Hughes, Ryan  
Bradford and Jim Foley**

© 2012 Houston Rockets

The information contained in this publication was compiled by the Houston Rockets and is provided as a courtesy to our fans and the press and may be used only for personal or editorial purposes. Any commercial use of this information is prohibited without the prior written consent of the Houston Rockets. All NBA and team insignia depicted in this publication are property of NBA Properties, Inc. and the respective teams and may not be reproduced for commercial purposes without the prior written consent of NBA Properties, Inc. Photography by Bill Baptist, Dave Einsel, Troy Fields, James Nielsen and NBA Photos. Printing by CYP of Houston.

# Table of Contents

## General Information

2012-2013 Rockets Roster .....	Inside Front Cover
Media Guide Credits .....	1
Table of Contents .....	2
Media Information .....	3
Rockets Directory .....	4-5
Owner Leslie L. Alexander .....	6-8
CEO Thaddeus B. Brown .....	10

## The Basketball Staff

General Manager Daryl Morey .....	11
Head Coach Kevin McHale .....	12-13
Rockets Basketball Staff .....	14-20

## The Players

Omer Asik .....	22-23
Carlos Delfino .....	24-25
Toney Douglas .....	26-27
Gary Forbes .....	28-29
JaJuan Johnson .....	30-31
Jeremy Lin .....	32-33
Shaun Livingston .....	34-35
Kevin Martin .....	36-38
Marcus Morris .....	40-41
Chandler Parsons .....	42-43
Patrick Patterson .....	44-45
Greg Smith .....	46-47
Additional Players .....	48
2011 NBA Draft Class .....	50
2012 NBA Draft Class .....	52-54
Rookie Free Agents .....	56-58
Players in the System .....	60-61

## The Business Team

Rockets Business Team .....	63-73
Rockets Entertainers .....	74-75
Houston Media Directory .....	76-77
Rockets Broadcasters .....	78-79
Clutch City Foundation & Community .....	80-82
Toyota Center .....	83
Toyota Center Arena Map .....	Outside Back Cover
Rockets Championships .....	84-85

## 2011-2012 In Review

Final Statistics .....	88
Rockets Transactions .....	88-89
Miscellaneous Statistics .....	89
Game-by-Game Results .....	90-91
Team Highs & Lows .....	92
Individual Highs .....	93
Game Highs .....	94-95

## The Records

Rockets Career Leaders .....	98-99
Rockets 40-Point Club .....	100-101
Opponents 40-Point Club .....	102-103
Rockets Team Records .....	104-106
Opponents Team Records .....	107-109
Rockets Individual Records .....	110-113
Opponents Individual Records .....	114
Rockets Rookie Records .....	115
Toyota Center Team Records .....	116-117
Toyota Center Individual Records .....	118-119
Rockets All-Time Preseason Records .....	119
Triple-Doubles .....	120
Record by Months .....	121
Rockets Versus .....	122
Yearly Streaks .....	123
Record vs. Opponents .....	124
All-Time Overtime Record .....	124
High Scorers vs. Opponents .....	125
Rockets Miscellaneous Records .....	126

## The History

History of the Rockets .....	128-130
The 22-Game Winning Streak .....	131
Overall Record & Coaching Record .....	132

Home Attendance .....	133
Ownership Chronology .....	133
Retired Numbers: Clyde Drexler .....	134-135
Retired Numbers: Moses Malone .....	136-137
Retired Numbers: Calvin Murphy .....	138-139
Retired Numbers: Hakeem Olajuwon .....	140-141
Retired Numbers: Rudy Tomjanovich .....	142-143
Carroll Dawson .....	144
Rockets in the Hall of Fame .....	145-146
Rockets NBA Honors .....	146-147
Rockets in All-Star Games .....	148-149
Rockets on U.S. National Teams .....	150
Rockets All-Decade Teams .....	150
Rockets Dates & Deals .....	151-163
Rockets in the Draft .....	164-166
All-Time Starting Lineups .....	167-169
All-Time Uniform Numbers .....	170-172
Year-by-Year Team Statistics .....	173-216
Rockets All-Time Roster .....	217-249
The Last Time .....	250

## The Playoffs

Rockets in the Playoffs .....	252
Year-by-Year Results .....	253-258
Year-by-Year Statistics .....	259-265
Cumulative Playoff Statistics .....	266
Rockets All-Time Playoff Leaders .....	267-268
Best Playoff Series .....	268
Playoff 40-Point Club .....	269
Playoff Statistical Achievements .....	269
Playoff Records .....	270-273
Playoff Series Records .....	274

## The NBA

NBA Directory .....	276
2012-2013 National Television Schedule .....	277
2011-2012 NBA Standings .....	278
Divisional History .....	278
2011-2012 NBA Awards .....	279
2011-2012 NBA Leaders .....	280-281
2012 NBA Playoff Results & Leaders .....	282-283
Rio Grande Valley Vipers .....	313
NBA D-League Information .....	314-315
NBA Personnel Facts & Key Dates .....	316
2012-2013 NBA Officiating Crew .....	316

## Opponents Information

Atlanta Hawks .....	284
Boston Celtics .....	285
Brooklyn Nets .....	286
Charlotte Bobcats .....	287
Chicago Bulls .....	288
Cleveland Cavaliers .....	289
Dallas Mavericks .....	290
Denver Nuggets .....	291
Detroit Pistons .....	292
Golden State Warriors .....	293
Indiana Pacers .....	294
Los Angeles Clippers .....	295
Los Angeles Lakers .....	296
Memphis Grizzlies .....	297
Miami Heat .....	298
Milwaukee Bucks .....	299
Minnesota Timberwolves .....	300
New Orleans Hornets .....	301
New York Knicks .....	302
Oklahoma City Thunder .....	303
Orlando Magic .....	304
Philadelphia 76ers .....	305
Phoenix Suns .....	306
Portland Trail Blazers .....	307
Sacramento Kings .....	308
San Antonio Spurs .....	309
Toronto Raptors .....	310
Utah Jazz .....	311
Washington Wizards .....	312



# Media Information

**Houston Rockets • Toyota Center • 1510 Polk Street • Houston, TX 77002**  
**Phone: (713) 758-7200 • Fax: (713) 758-7339 • Web Site: [www.rockets.com](http://www.rockets.com)**

## Credentials

All requests for working press, photo and broadcast credentials for Houston Rockets home games should be made in writing on company letterhead at least two days prior to the game in question. Direct all requests to Rockets Sr. Manager of Media & Player Relations Tracey Hughes. All credentials can be acquired at Toyota Center media entrance located at the intersection of La Branch Street and Clay Street.

## Directions from:

**George Bush Intercontinental Airport to Toyota Center:** Take U.S. 59 South to Downtown Exit ... turn right on Congress Street ... turn left on La Branch Street ... Toyota Center is located at the intersection of La Branch Street and Polk Street.

**Hobby Airport to Toyota Center:** Take I-45 North ... exit Scott Street towards Downtown ... turn left on Pease Street ... turn right on Austin Street ... turn right on Clay Street ... turn right on La Branch Street ... Toyota Center is located at the intersection of La Branch Street and Polk Street.

## Production Requests

All television/radio production requests should be directed to Rockets Director of Broadcasting Joel Blank at (713) 758-7348.

## Game Night

The media entrance is located on the La Branch Street side of Toyota Center. The press door opens two-and-a-half hours prior to tipoff. Press parking is available at Toyota Tundra Parking Garage (connected to the arena) at the intersection of Jackson and Leeland. Parking is for working media only with proper credentials.

## Interviews

All interview requests should be directed to Rockets Director of Media Relations Nelson Luis. The Rockets coaching staff and players are available for interviews after practice only. Players are generally available before games during a 45-minute period that begins 90 minutes prior to tip off, following games – after a 10-minute cooling-off period – Rockets Head Coach Kevin McHale will be available in the post-game interview room. Anyone wearing a media credential will not be allowed to obtain autographs.

## Rockets Media Relations

<b>Nelson Luis</b> .....	<b>(713) 758-7337</b>
Director, Media Relations .....	<a href="mailto:nelsonl@rocketball.com">nelsonl@rocketball.com</a>
<b>Tracey Hughes</b> .....	<b>(713) 758-7335</b>
Sr. Manager, Media & Player Relations ....	<a href="mailto:traceyh@rocketball.com">traceyh@rocketball.com</a>
<b>Bob Schranz</b> .....	<b>(713) 758-7206</b>
Sr. Manager, Media Services .....	<a href="mailto:bobs@rocketball.com">bobs@rocketball.com</a>

## Practices

All practice sessions will be closed. Players and staff will be available for interviews during a designated access period after practice. For updated practice schedules and times, please call the Rockets Practice Hotline at (713) 758-7775.

## Photographers

The photography areas in Toyota Center are on the baselines opposite both team benches. No photographers will be allowed on the sideline areas in front or behind the team benches or in front of press row. Please make all requests to purchase strobe lighting to Nelson Luis at least two days prior to the game in question. Please observe the NBA rules for player escape routes—an open area approximately five feet on both sides of the basket. For player safety, we also ask that you do not leave your camera unattended in your working area. No tripods are permitted on the floor.

## FaxBack and Media Central

All game notes, rosters, statistics and box scores will be available on FaxBack and online at Media Central (<http://mediacentral.nba.com>).

## Statistical Services

Complete game statistics, including the final box score, running play-by-play and quotes will be provided. For those sitting on press row, screens with the box score, percentages, notes and other data continuously updated, are provided. A stats screen is provided in the auxiliary press areas and in the press room as well. Scores of other games will also be made available. The Rockets Media Relations Department will provide faxing service to all working media upon request.

## Taxicabs

Taxicabs can pick up and drop off at the administration entrance of Toyota Center on La Branch Street. To order a cab, contact United at (713) 699-0000 or Yellow Cab at (713) 236-1111.

## Telephone Services

Telephones are provided on press row for use by visiting media members. Other phones are available in the media workroom. For additional phone lines, please contact Telecommunications Supervisor Danny Jackson at (713) 758-7290.

## General Information

<b>Home Arena</b> .....	<b>Toyota Center</b>
<b>Arena Sellout</b> .....	<b>18,023</b>
<b>First Regular Season Game in Arena</b> .....	<b>Oct. 30, 2003</b>
<b>Team Colors</b> .....	<b>Red, Silver, White</b>
<b>Conference Affiliation</b> .....	<b>Western</b>
<b>Divisional Affiliation</b> .....	<b>Southwest</b>
<b>2011-2012 Record</b> .....	<b>34-32 (Fourth, Southwest)</b>
<b>2012 Playoffs</b> .....	<b>Did not qualify</b>
<b>Web Site Address</b> .....	<b><a href="http://www.rockets.com">www.rockets.com</a></b>

# Rockets Directory

## Executive

Owner .....	Leslie L. Alexander
Chief Executive Officer .....	Thaddeus B. Brown
Chief Financial Officer .....	Marcus Jolibois
Vice President & Chief Strategy Officer .....	Scott Andrews
Vice President, Sales & Services .....	Gretchen Sheirr
General Counsel .....	Rafael Stone
Associate Counsel .....	Peggy Hau
Executive Assistant to Owner & Chief Executive Officer .....	Barbara Arnold
Executive Assistant .....	Leticia Magana

## Basketball Operations

General Manager & Managing Director of Basketball Operations .....	Daryl Morey
Head Coach .....	Kevin McHale
Assistant Coaches .....	Kelvin Sampson, John-Blair Bickerstaff, Chris Finch, Dean Cooper
Assistant Coach/Director of Player Development .....	Jesse Mermuys
Player Development Coach .....	Greg Buckner
Senior Consultant .....	Carroll Dawson
Senior Vice President of Basketball Operations/Head Athletic Trainer .....	Keith Jones
Executive Vice President of Basketball Operations .....	Sam Hinkie
Executive Vice President of Basketball Operations/Rio Grande Valley Vipers General Manager .....	Gersson Rosas
Director of Player Personnel/Rio Grande Valley Vipers Assistant General Manager .....	Gianluca Pascucci
Director of Scouting/Rio Grande Valley Vipers Director of Player Personnel .....	Arturas Karnisovas
Director of Strength & Conditioning .....	Darryl Eto
Director of Performance Rehabilitation/Associate Athletic Trainer .....	Jason Biles
Manager of Team & Player Development .....	David Macha
Equipment Manager/Basketball Operations Facilities Manager .....	Anthony Nila
Basketball Operations Video Coordinator/Systems Developer .....	John Cho
NBA Advance Scout .....	Jason Staudt
Personnel Scout/Rio Grande Valley Vipers Director of Player Development .....	Brent Johnson
Personnel Scout/Rio Grande Valley Vipers Director of Scouting .....	Jim Paulis
Basketball Operations Analyst/Rio Grande Valley Vipers Director of Basketball Operations .....	Monte McNair
Basketball Operations Analyst .....	Eli Witus
Assistant Video Coordinator .....	Mitch Vanya
Team Healthcare Provider .....	Memorial Hermann Dr. Walter Lowe (team orthopedic surgeon), Dr. James Muntz (team physician/internist), Dr. Steven Flores (orthopedic consultant), Dr. David Crumble (orthopedic consultant), Dr. Peter Sabonghy (orthopedic consultant), Dr. Rod Foroozan (ophthalmology consultant), Thomas O'Brien, D.D.S. (dental consultant), Russ Paine (physical therapy consultant)

## Box Office

Director, Ticket Operations .....	Eric Marglous
Manager, Ticket Operations .....	Calvin Washington
Ticket Operations Representatives .....	Vanessa Kienast, Chrystal Martin
Ticket Operations Coordinator .....	Vanessa Dominguez
Box Office Supervisors .....	Theresa Dibrell, Gene Tinner

## Broadcasting

Director, Broadcasting .....	Joel Blank
Television Announcers .....	Bill Worrell, Matt Bullard, Clyde Drexler (Comcast SportsNet Houston)
Radio Announcers .....	Craig Ackerman, Joel Blank (KBME SportsTalk 790 AM)
Spanish Radio Announcer .....	Adrian Chavarria (KEYH 850 AM)
Team Videographer .....	Evan Gelber
Broadcast Editor .....	Ben Sledge

## Community Relations

Director, Community Relations .....	Sarah Joseph
Senior Coordinator, Community Relations .....	Hai Duong

## Corporate Development

Director, Corporate Partner Services .....	Dawn Keen
Directors, Corporate Sales .....	Mike Schnieders, Geno Zicarelli
Senior Managers, Corporate Services .....	Rachel Gottschalk, Tamara Lupo
Managers, Corporate Sales .....	Adam Levinson, Kristine Mansour
Manager, Corporate Services .....	Heather Kogler
Corporate Services Coordinators .....	Matt Dingas, Hannah Matthews

## Finance & Administration

Senior Director, Finance .....	Larry Kaiser
Director, Human Resources .....	Kristen Harper
Director, IT .....	Okpara Young
Manager, Finance .....	Sue Feng
Manager, Administrative Services .....	Terri Glenn
Manager, Finance of CCS&E .....	Nicolas Somoano
Telecommunications Supervisor .....	Danny Jackson
Staff Accountants .....	Diana Del Real, Megan Gilchrist
Systems Administrator .....	Leo Herrera
Payroll Coordinator .....	Laura Bosche
Business & Travel Coordinator .....	Geraldine Chell
Human Resources Coordinator .....	Sonia Jethva
Accounts Payable Coordinator .....	Eloise Gamez
Employment Coordinator .....	Noelia Montero
Administrative Services Coordinator .....	Michael Moore
Senior Receptionist .....	Sandra Banks

# Rockets Directory

## Marketing & Strategy

Senior Director, Marketing Operations .....	Ken Sheirr
Creative Director .....	José Lopez
Senior Manager, Game Operations & Events .....	Jonathan Kornblith
Senior Manager, Business Strategy .....	Winston Lin
Senior Manager, E-Marketing .....	Paul Suarez
Manager, Game Presentation .....	Jackie Maldonado
Dance Coach & Choreographer .....	Natalie Alvarado
Mascot Event Specialist .....	Robert Boudwin
Rockets.com Writer/Reporter .....	Jason Friedman
Web Developer .....	Tavares Davis
Graphic Designer .....	Michael Sun
Senior Coordinator, Promotions .....	Leilani Borbon
Mascot Coordinator .....	Dominic Davila
Marketing Operations Coordinator .....	Lisa Gudino
E-Marketing Coordinator .....	Chad Shanks
Promotions Coordinator .....	Chrislord Templeonuevo

## Media Relations

Director, Media Relations .....	Nelson Luis
Senior Manager, Media & Player Relations .....	Tracey Hughes
Senior Manager, Media Services .....	Bob Schranz

## Retail Operations

Director, Retail Development & Operations .....	Kara Infante
Manager, Retail Operations .....	Grace Renteria
Retail Operations Coordinator .....	Pamela Lott

## Sales & Services


Director, Ticket Services .....	Chris Costa
Director, Suite Activation & Development .....	Sarah Gibson
Director, Ticket Sales .....	Rob Zuer
Manager, Group Sales .....	Cris Garthe
Manager, Suite Sales .....	April Josey
Manager, Premium Accounts .....	Brandon Moss
Manager, Season Ticket Sales .....	Jesse Salazar
Assistant Manager, Inside Sales .....	Mark Smith
Senior Ticket Sales Account Executive .....	Eddie Gonzalez
Senior Group Sales Account Executives .....	John Donovan, Cathy Veniegas
Group Sales Account Executives .....	Andrew Cornutt, Joelle Hardin, Josh Massey, Josh Randall
Premium Sales Executives .....	Kevin Duerr, Cody Haynes
Ticket Sales Account Executives .....	Jayllan Barnes, Andre Barron, Jerry Burke, Ragnar Hartzheim, Elizabeth Lloyd, Brandon Preece
Ticket Services Executives .....	Stephen Jones, Kelsey Smith, Cara Tamburello, Shleita Young
Suite Sales Executives .....	Brittany Darrington, Matt Goodwin, Marc Williams
Suite Sales Consultant .....	Justin Fahsbender
Suite Services Executives .....	Courtney Aldrich, Cortez Nichols
Ticket Sales & Services Coordinator .....	Lindsay Riley

## Toyota Center Operations

Assistant General Manager of Toyota Center/Senior Director, Arena Operations .....	Scott Manley
Assistant General Manager of Toyota Center/Senior Director, Booking & Event Operations .....	Amanda Strudler-Mann
Director, Facility Operations .....	Greg Poole
Director, Security & Guest Services .....	Bryant Savage
Director, Scoreboard Operations .....	Doug Swan
Director, Event Operations .....	Hillary Thomas
Chief Engineer .....	Edgar Portillo
Senior Manager, Production/Producer .....	Joe Abercrombie
Manager, Production .....	Jim Adessa
Manager, Security .....	Michael Drummond
Manager, Audio/Visual .....	Scott Foulkrod
Manager, Event Marketing .....	Mandy Love Walsh
Manager, Facility Services .....	Carlos Sepulveda
Manager, Guest Services .....	Jessica Spangle
Lead Operator .....	Roderick Collins
Lead Carpenter .....	Marcellus Henderson
Lead Security Officer .....	Robert Nellis
Building Operators .....	Tajma Baker, Alex Guajardo, Kelly Lemond, Paul Purczynsky, Devin Zaring
Building Electrician .....	Daniel O Malley
Maintenance Electrician .....	Joel Poff
Building Carpenter .....	Don Allen
Maintenance Supervisor .....	Troy Ford
Facility Services Supervisors .....	Juan Castillo, Mike Muse
Facility Services Assistant Supervisor .....	Inmar Alvarez
Facility Services Event Staff .....	Eddie Allen, Andre Coleman, Kenya Freeman, Cyrus Mitchell
Video Production Coordinators .....	Terrance Daniels, Matthew Tape
Quality Control Coordinator .....	Patrick Dumana
Guest Services Coordinator .....	Louisa James
Event Services Coordinators .....	Byron Johnson, Rebecca Traylor
Group Sales Coordinator .....	Andrea Palacios
Audio/Visual Coordinator .....	Chris Walker
Event & Suite Sales Executive .....	Dawn Malone
Event Marketing Coordinator .....	Andi Zambrano
Facility Services Administrative Assistant .....	Meghan Molnari
Shift Security Supervisors .....	Robert Daff, Clarence Kirby
Security Officers .....	Paul Avalos, Leon Briley, Ramona Carrion, David Casarez, Sean Chambers, Charles Ellis, Savannah Savage, Donnia Thompson, Tommie Tillman, Leroy Woollett

## Leslie L. Alexander

Owner



Leslie Alexander assumed ownership of the Houston Rockets on July 30, 1993, and – over the last 19 years – has devoted his efforts to making his teams champions both on the basketball court and in the community. Alexander's dedication to winning has resulted in two NBA championships with the Rockets and four WNBA titles during his 10-year (1997-2006) operation of the Houston Comets, giving Houston its first major professional sports championships. Only three other NBA teams have posted more winning seasons than the Rockets (15) during Alexander's tenure as owner. Additionally, Houston's winning percentage (.557, 841-669) is the seventh best in the league over that same 19-season time frame. Off the court, the Rockets franchise has set the standard for community involvement.

"I've always believed that sports teams are in the unique position to make a real difference in their communities," Alexander said. "When I bought the Rockets, that was my dream. I hoped to make a difference for the people of Houston, both emotionally and financially."

In 2008, *Forbes* recognized the integral role Alexander has played in his team's success by naming him the NBA's best owner. Alexander was also named by *SI.com* (*Sports Illustrated*) as one of the five best owners in the league in 2008-09. Alexander, who has held the longest ownership tenure in franchise history, continues to strive for peak success both on and off the court.

Alexander's desire to bring Houston another championship has resulted in recent strategic moves to bolster the Rockets. Since naming Daryl Morey as the successor to Carroll Dawson as general manager of the team, Alexander's Rockets have recorded the second-longest winning streak in NBA history (22 in a row: 1/29/08-3/16/08) and posted 50-plus victories in three consecutive seasons (2006-09) for the first time in club annals. On June 1, 2011, Alexander hired Hall-of-Famer Kevin McHale as just the 12<sup>th</sup> head coach in team history.

An active participant in all phases of the team's operations, Alexander has continually proven his commitment to success. Since his arrival, he has spared no expense in engineering numerous bold moves designed to make the Rockets a perennial contender:

- In 1995, Alexander orchestrated a deal with Portland to acquire Houston native Clyde Drexler. The trade helped to deliver Houston's second consecutive title just four months later.
- In 1996, Alexander signed Hakeem Olajuwon to a long-term contract extension and obtained NBA All-Star Charles Barkley from Phoenix.
- In 1999, Alexander acquired the draft rights to Steve Francis from Vancouver.
- In 2002, the Rockets made history with the top pick in the 2002 NBA Draft by selecting Yao Ming, making him the first-ever player from an international league to be drafted first overall.
- In 2004, Alexander approved a seven-player trade with Orlando to bring in two-time NBA scoring champion Tracy McGrady.
- In 2005, Alexander signed Yao to a multi-year contract extension.
- In 2006, Alexander endorsed the acquisition of Shane Battier from Memphis.

- In 2007, Alexander authorized the trade for international-star Luis Scola.
- In 2008, Alexander approved the trade for Ron Artest from Sacramento.
- In 2010, Alexander authorized a three-team, nine-player trade that netted Kevin Martin from Sacramento and sent McGrady to New York.
- In 2011, Alexander named McHale as head coach.
- In 2012, Alexander brought in restricted free agents Jeremy Lin and Omer Asik.

Since 1993, Alexander has dedicated himself to building the Rockets in every area. His vision to construct a downtown arena took shape in Nov. 2000, as Harris County voters approved a referendum to build a new home for the Rockets. Groundbreaking for the arena took place on July 31, 2001. Alexander's tireless efforts became a reality in Sept. 2003 with the opening of Toyota Center – Houston's state-of-the-art, multi-purpose facility.

In 2010, Alexander and Toyota Center earned LEED Silver Certification for Existing Buildings: Operations & Maintenance from the U.S. Green Building Council (USGBC), making Toyota Center the first professional sports facility in Texas to receive a LEED Certification. Awarded by the USGBC under its Leadership in Energy and Environmental Design program, the certification identifies and rewards best practices by a building in areas that include energy conservation, environmental awareness, water efficiency and natural resource performance.

Alexander also stood as a visionary and the driving force in setting up the framework of a partnership with Comcast and the Houston Astros (MLB) in forming a new regional sports network, which will launch in 2012 as Comcast SportsNet Houston and will operate as a member of the NBC Sports Group. In addition to the Rockets and Astros, Comcast SportsNet Houston will be dedicated to covering local professional, college and high school sports.

While Alexander's teams have enjoyed success on the basketball court, unique to the Houston franchise is its off-the-court commitment to the community. Building a better quality of life for Houstonians is a driving force for Alexander and his organization.

In 1995, Alexander established the Clutch City Foundation with the goal of providing help, hope and inspiration to those who might otherwise be forgotten. The Clutch City Foundation funds and operates comprehensive programs benefiting thousands of children each year, as well as serving as the umbrella organization for all Rockets community initiatives. Over 17 years of active community involvement has resulted in over \$11 million raised for local charities, allowing the Rockets to impact tens of thousands of Houstonians each year. One of its premier fundraising events is the Clutch City Foundation Tux & Tennies Charity Gala, which has raised over \$5 million since 1996. Alexander and the Clutch City Foundation have also aided international efforts spearheaded by Yao Ming and Dikembe Mutombo, committing \$850,000 to help those devastated by the earthquake in China on May 12, 2008, and to assist in building the Women &

Children's Center within the Biamba Marie Mutombo Hospital and Research Center located in the Democratic Republic of the Congo.

"It's so important to me that the Rockets find a way to thank the fans for their overwhelming support," Alexander said. "One way we try to do that is by reaching out to young people and those who are under-served in our community through our community programs and fundraising initiatives."

Alexander and the Rockets organization have received numerous community service awards, including the Pro Team Community Award in 1997, given by the World Sports Humanitarian Hall of Fame. The award recognizes one professional team each year that exemplifies community service and acts as a catalyst for community pride and spirit.

In 1998, Alexander's organization was awarded the Leadership Houston "Leadership in Action" Award for outstanding community service to education, one year after winning the same award for outstanding community service to youth.

Alexander and the Rockets were also honored with the 2005 Texas Association of Partners in Education "Outstanding Business Partnership" award in the Houston Independent School District (HISD). The Clutch City Foundation was also inducted into the HISD Partners Hall of Fame for understanding the value of education, as well as an active commitment to enhancing the educational experiences of HISD students.

When flooding from Tropical Storm Allison devastated the Houston area in June 2001, the franchise helped to raise over \$230,000 for flood relief by auctioning off hundreds of memorabilia items, including authentic rings from each of the organization's six championships. In addition to donating all of the memorabilia for the auction along with the funds raised, Alexander, the NBA and WNBA contributed \$150,000 to the flood relief effort.

Since 2002, Alexander has donated a total of \$1 million to the *Houston Chronicle* project, Goodfellows, which provides holiday gifts to needy children. In addition to several of the largest single contributions in the program's history, Alexander hosts an annual holiday party for the Goodfellows children and their families.

In Sept. 2005, just days after Hurricane Katrina ravaged many parts of Louisiana, Alabama and Mississippi, Alexander immediately stepped in to assist the thousands of displaced residents who took shelter in Houston by organizing Houston HopeFest. The unprecedented three-day relief effort held at Toyota Center consisted of a day-long donation drive, followed by two days of providing basic humanitarian assistance, which included job skills training and placement services, housing assistance, as well as medical and counseling services.

After Hurricane Ike hit the Houston area in Sept. 2008, Alexander quickly responded to help those individuals affected by the storm. In conjunction with Feed the Children, Alexander purchased several semi-truck loads of pre-packaged, non-perishable food and basic essential toiletries. Rockets players and staff then distributed those supplies to area residents on Sept. 18, 2008. Alexander also named the Bush-Clinton Coastal Recovery Fund as a beneficiary of the 2009 Tux & Tennes Charity Gala, raising an additional \$100,000 to assist with the rebuilding efforts in Houston and along the Gulf Coast.

In 2009, Alexander's organization teamed with Memorial Hermann and The University of Texas Medical School at Houston to create the Memorial Hermann Foundation – HEARTS program (Houston Early Age Risk Testing and Screening). A first-of-its-kind program in the United States, HEARTS aims to reach out to children who may be, or already are, at-risk for life threatening but correctable heart abnormalities. This integrated youth screening program helps to detect potential heart problems that without the program might go undetected.

In July 2011, Alexander and the team launched the Rockets Give Back community outreach. Rockets Give Back launched with the "10,000 Hugs-to-Help" fundraising campaign to assist the three surviving children of Houston residents Joshua and Robin Berry, who were killed in a tragic automobile accident in July 2011, as well as a Charity of the Month program where team members spend time volunteering in the community.

Alexander and the Rockets also raised \$65,000 to support 100 military families in need of assistance during the holidays by donating proceeds of all single-game ticket sales from the 2011 preseason opener vs. San Antonio (12/17/11). The Rockets partnered with the Veteran's Administration Hospital to identify families of service members in need.

Alexander is Chairman of the Board of the Clutch City Foundation and sits on the Board of Directors of Memorial Hermann Children's Hospital, as well as the Houston Police Foundation. He was also the recipient of the 2009 American Advertising Federation-Houston Trailblazer Award, which recognizes an influential business leader for enhancing the overall image of Houston through marketing. In addition, Alexander is a staunch animal-rights advocate, and founded the Evelyn Alexander Home for Animals Foundation, which strives to provide a permanent home to abandoned and abused animals. Alexander has also donated \$2.5 million to the Humane Society of the United States and millions of dollars to other charitable causes worldwide.

Through the Clutch City Foundation, Alexander and his organization will continue to make a difference in the lives of Houstonians for years to come.





# YOUR NEW HOME FOR YOUR HOME TEAMS

## *Exclusive TV Home of The Rockets*

- Comcast SportsNet delivers **every Rockets game**
- Primetime **local sports coverage** and events, including Rockets **Pregame and Postgame** Live shows
- Live coverage of the region's sports news with **SportsNet Central**
- Featuring **major high school, collegiate and professional** programming

Like Us!

facebook

[Facebook.com/csnhouston](https://www.facebook.com/csnhouston)



[@csnhouston](https://twitter.com/csnhouston)

[www.CSNHouston.com](http://www.CSNHouston.com)



## Chief Executive Officer

### Thaddeus B. Brown

Thaddeus "Tad" Brown enters his 11<sup>th</sup> season with the organization, and his seventh as Chief Executive Officer of the Houston Rockets and Clutch City Sports & Entertainment. Brown oversees the planning and execution of all facets of the organization's business operations relating to the Rockets and Toyota Center. He also works with Owner Leslie Alexander to set strategic goals and analyze future growth opportunities for the franchise, and serves as Alexander's representative and Alternate Governor on the NBA Board of Governors.

During his tenure, Brown has been instrumental in forging strong relationships with community leaders, as well as developing and building the organization's strategic business partnerships. The business team has thrived under Brown's guidance, setting Toyota Center records for sellouts, attendance, total events and customer satisfaction. His efforts to make the organization an industry leader in customer service and convenience also led to the introduction of Flash Seats, an innovative paperless ticketing system that allows season ticket holders and concert goers the ability to manage their tickets online.

Toyota Center, which played host to the 2006 NBA All-Star Game and will again open its doors for the 2013 mid-season classic, was actually the first professional sports facility in Texas to receive a LEED Certification from the U.S. Green Building Council (USGBC). The Rockets and Toyota Center were one of only 11 local organizations, and the only professional sports team, to be recognized as a Proud Partner by Keep Houston Beautiful on Oct. 31, 2011. Celebrated at the Mayor's Proud Partners Luncheon, individuals and groups are recognized for environmental awareness projects that have been helping make Houston a cleaner, more beautiful place to live.

Brown has also served as the driving force behind the franchise's strong community outreach efforts, which have focused on charitable giving, as well as hundreds of hours of community service. He is an active member of the Houston community, serving on the Board of the Greater Houston Partnership's Opportunity Houston Committee, the Board of Central Houston, the Boys & Girls Clubs of America and the Executive Board of Houston Children's Charities, as well as numerous other business and charitable endeavors for which he represents Mr. Alexander and the organization. Brown was also named the Honorary Chairman of the 2009 World Trade Soirée, a world-class tribute to international business and the world marketplace hosted by the Greater Houston Partnership.

Before moving into his current role on Oct. 30, 2006, Brown served as Senior Vice President of Sales, Marketing & Broadcasting. During that time, he was responsible for the highly successful integration of the team's Corporate Development, Marketing, Ticket Sales, Suite Sales, Media Relations, Broadcasting and Community Relations Departments.

Prior to joining the Rockets, Brown was a Founder, and ultimately, President of Streetball Partners International. He worked closely with NBC Sports and the NBA for over a decade to build Streetball into the largest global grassroots basketball property in the world. Brown managed all sales, marketing, sponsor service, licensing and new business initiatives for Streetball. He oversaw Streetball's growth from a staff of 10 to over 250 employees worldwide during his tenure.

Brown is a graduate of Colgate University, where he was a four-year starter and three-year captain of the varsity basketball team. He and his wife, Janice, have four daughters.



## Daryl Morey

Daryl Morey enters his seventh season with the Houston Rockets and his sixth as the team's head of all basketball operations. Morey, who officially assumed his current position on May 10, 2007, previously served as the team's Assistant General Manager after joining the organization on Apr. 3, 2006. He was re-signed as the team's General Manager and Managing Director of Basketball Operations on Sept. 25, 2009.

Since moving into the role of General Manager, Morey has built a Rockets team that has gone a combined 227-167 (.576) over the last five seasons and has set a number of team records. Morey, who has spearheaded an innovative integration of statistical analytics into the evaluation of NBA talent, earned selection to the *SportsBusiness Journal* Forty Under 40 Class of 2010, which honors the most promising young executives in sports business under the age of 40. In 2010, *ESPN.com* named the Rockets Basketball Operations as one of the two best management teams in all of basketball. Morey's ability to manage and bolster the Rockets roster earned him *YAHOO.com* Executive of the Year accolades in 2008-09. In addition to earning votes for 2008-09 NBA Executive of the Year, Morey was named "Top 50 Most Influential in Basketball" in 2009 by *HOOPSWORLD*. Morey was also recognized in 2009 as one of "The 10 Most Creative People in Sports" by *Fast Company* magazine. His articles on sports analytics have been published in leading publications such as *Harvard Business Review*, *The Economist* and *Grantland*.

The Rockets have had winning seasons in each campaign under Morey, including a 34-32 mark in 2011-12 and a 43-39 record in 2010-11. Despite the loss of Yao Ming for the entire 2009-10 campaign, the Rockets maintained their winning edge with a 42-40 mark to become the only team in the previous 20 NBA seasons to finish above .500 without an All-Star. In addition, Aaron Brooks was voted the NBA's 2009-10 Most Improved Player. From 2006-07 through 2008-09, the Rockets won more regular season games (160) than in any three-year run in the history of the franchise. Houston registered a 53-29 mark in 2008-09 to give the team a third consecutive 50-win season for the first time in team annals (52-30 in 2006-07 and 55-27 in 2007-08). In the 2009 NBA Playoffs, the Rockets advanced to the Western Conference Semifinals for the first time since 1997, taking the eventual NBA Champion L.A. Lakers to a Game Seven despite playing without Tracy McGrady and losing the services of Yao for the final four contests of that series. In 2007-08, the Rockets won a remarkable 22 straight games, which stands as the third-longest winning streak in professional sports history.

This success has all come while Morey has transformed the Houston roster into one of the most promising young teams in the league. Morey positioned the Rockets to get three first-round selections in the 2012 NBA Draft, picking Jeremy Lamb (12<sup>th</sup> overall), Royce White (16<sup>th</sup> overall) and Terrence Jones (18<sup>th</sup> overall). Morey then went out into 2012 NBA free agency and signed restricted free agents Jeremy Lin and Omer Asik. In addition to working with Owner Leslie Alexander to secure Kevin McHale as the 12<sup>th</sup> head coach in club history, Morey selected Kansas standout Marcus Morris with the 14<sup>th</sup> overall pick in the 2011 NBA Draft. He also acquired the draft rights to Lithuanian forward Donatas Motiejunas (20<sup>th</sup> overall pick) from the Minnesota Timberwolves and selected Florida forward Chandler Parsons with the 38<sup>th</sup> overall pick. Motiejunas went on to lead Asseco Prokom to the 2012 Polish League championship, while Parsons garnered 2011-12 NBA All-Rookie Second Team accolades. In 2010-11, Morey made Kentucky forward Patrick Patterson the 14<sup>th</sup> overall selection in the 2010 NBA Draft.

Morey's bold moves over the years with the Rockets have included the acquisitions of Courtney Lee from the New Jersey Nets, Goran Dragic from the Phoenix Suns, Kevin Martin and Ron Artest from the Sacramento Kings, Kyle Lowry from the Memphis Grizzlies, as well as first-round draft picks from the New York Knicks, Phoenix, Memphis and a future lottery pick from the Toronto Raptors. In the 2007 NBA Draft, Morey selected Brooks in the first round (26<sup>th</sup> overall) and traded for the draft rights to Carl Landry (31<sup>st</sup> overall). Morey then traded Vassilis Spanoulis to acquire Argentine forward Luis Scola from the San Antonio Spurs. Scola (First Team) and Landry (Second Team) each went on to earn NBA All-Rookie Team honors in 2007-08.

Morey came to Houston after serving three years as SVP Operations for the Boston Celtics. With the Celtics, his responsibilities included the development of analytical methods and technology to enhance basketball decisions, such as the draft, trades and free agency.

Prior to his time with the Celtics, Morey worked as a Principal consultant with an emphasis on sports at The Parthenon Group, a leading strategy consulting firm. Morey was also a statistical consultant with STATS, Inc., the industry pioneer in the use of sports statistics highlighted in the Michael Lewis book *Moneyball*.

Morey holds a bachelor's degree in computer science with an emphasis on statistics from Northwestern University, as well as an MBA from the MIT Sloan School of Management. Morey, who currently serves as an adjunct professor in the Sport Management Program at Rice University, was also the professor for the MIT Sloan class, "Analytical Sports Management." He continues to be a co-chair of the annual MIT Sloan Sports Conference, which is the largest annual sports conference hosted by a business school. In 2012, *Fast Company* actually ranked the MIT Sloan Sports Analytics Conference third among its Most Innovative Companies in Sports, trailing only the NFL and MLB Advanced Media (MLBAM).


Morey grew up in a small town near Medina, Ohio. He and his wife have two children.

Follow Daryl Morey at [twitter.com/dmorey](https://twitter.com/dmorey)



# Kevin McHale

McHALE



## Head Coach

**NBA Coaching  
Experience:**  
3 Seasons

**College:**  
University of Minnesota

**High School:**  
Hibbing (Hibbing, MN)

**Birthdate:**  
December 19, 1957

**Birthplace:**  
Hibbing, Minnesota

## McHale's Coaching Record

Season	Team	Record	Pct.	Playoffs	Pct.	Playoff	Result
2004-05	Minnesota	19-12	.613	—	—	—	
2008-09	Minnesota	20-43	.317	—	—	—	
2011-12	Houston	34-32	.515	—	—	—	
<b>Totals</b>	<b>3 Seasons</b>	<b>73-87</b>	<b>.456</b>	—	—	—	
<b>Rockets</b>	<b>1 Season</b>	<b>34-32</b>	<b>.515</b>	—	—	—	

# Head Coach

Kevin McHale was named the 12<sup>th</sup> head coach in Rockets history on June 1, 2011, joining Houston after spending the prior two seasons as an analyst for NBA TV and Turner Sports. McHale's time in the NBA spans over three decades as a player, executive, coach and television commentator. He currently stands as one of six members from Boston's 1985-86 championship team to serve as an NBA head coach (Larry Bird, Danny Ainge, Dennis Johnson, Sam Vincent and Rick Carlisle). Overall, McHale owns a record of 73-87 (.456) in three seasons as head coach of the Minnesota Timberwolves and Houston Rockets.

In his first campaign with Houston, McHale led the 2011-12 Rockets to a 34-32 (.515) record. The Rockets finished the season ranked ninth in the NBA in scoring (98.1 ppg), while lowering their points against from 103.7 per game in 2010-11 to just 97.9 in 2011-12. Houston was actually a perfect 19-0 in 2011-12 when keeping their opponent below 90 points. McHale, who picked up his first win as Rockets head coach with a 105-85 victory vs. San Antonio (12/29/11), guided Houston to its first double-digit win total in the month of Jan. (10-7) since 2007-08 (10-4). He also led the Rockets on a seven-game winning streak (1/13/12-1/23/12), which was Houston's longest such run since the 22-game streak back in 2007-08 (1/29/08-3/16/08). In addition to going 22-11 at home, Houston stood as the only visiting team in 2011-12 to win at Chicago, at the L.A. Lakers and at Oklahoma City.

McHale previously recorded a 39-55 (.415) mark in two stints as head coach of Minnesota. He became the sixth head coach in Timberwolves annals on Feb. 12, 2005, taking over after Flip Saunders was relieved of his coaching duties. He compiled a 19-12 record over the remainder of the 2004-05 season. On Dec. 8, 2008, McHale stepped down as Vice President of Basketball Operations and transitioned into his second stint as head coach of the Timberwolves by taking over for Randy Wittman. Beginning with a victory at New York (12/26/08), McHale helped the Timberwolves rebound with a 12-4 mark over their next 16 outings, which included a five-game winning streak (1/2/09-1/10/09). McHale was also named Western Conference Coach of the Month for Jan. 2009 after guiding the Timberwolves to a 10-4 mark during that month.

Upon his retirement as an NBA player, McHale joined the Timberwolves as a television analyst and special assistant. On Aug. 18, 1994, Timberwolves Owner Glen Taylor promoted him to Assistant General Manager. He continued to broadcast Minnesota games and work as an executive until May 11, 1995, when he succeeded Jack McCloskey as Vice President of Basketball Operations. In this role, McHale was credited for hiring Saunders as head coach and made the decision to draft high school phenom Kevin Garnett with the fifth-overall pick of the 1995 NBA Draft. Overall, all eight playoff appearances by Minnesota and all four 50-win squads in team history came while he was overseeing team personnel.

His biggest transaction came on July 31, 2007, when McHale acquired an up-and-coming Al Jefferson from Boston in a trade that sent Garnett to the Celtics. McHale and his staff also signed Jefferson to a multi-year deal to remain with Minnesota. The next big splash came on June 26, 2008, when McHale orchestrated a draft-night deal that netted the Timberwolves a talented big man in forward Kevin Love and veteran sharpshooter Mike Miller from the Memphis Grizzlies in exchange for the draft rights to O.J. Mayo. Through deals with Boston, Miami, Philadelphia and Houston, McHale also acquired a number of future draft picks, including three additional first-round selections and another three second-round picks.

Prior to his NBA front office career, McHale displayed a history of success in the game of basketball. On Oct. 1, 1999, McHale was recognized for his achievements on the court with induction into the Naismith Memorial Basketball Hall of Fame. In typical McHale style, he gave credit to his teammates for helping him to get there, but no one goes into the Hall of Fame without a lot of hard work and personal accomplishment. On July 8, 2000, he was inducted into the National High School Sports Hall of Fame. During the 1997 NBA All-Star Game, he was honored as one of the NBA's Top-50 Players for the league's first half-century. To coincide with the University of Minnesota's 100<sup>th</sup> Anniversary, he was selected as top player in the history of Minnesota men's basketball on Feb. 18, 1995. McHale's #32 jersey was retired by the Boston Celtics on Jan. 30, 1994. In 1992, McHale was elected to the Minnesota State High School League Hall of Fame.

McHale played 13 seasons for Boston before retiring in the spring of 1993. A seven-time NBA All-Star (1984, 1986, 1987, 1988, 1989, 1990 and 1991), McHale helped lead the Celtics to three NBA championships (1981, 1984 and 1986), five Eastern Conference titles and eight Atlantic Division crowns. He was voted the NBA's Sixth Man of the Year twice (1984 and 1985) and was selected to the All-NBA First Team in 1987. He was also named to the NBA All-Defensive First Team three times (1986, 1987 and 1988) and the Second Team on another three occasions (1983, 1989 and 1990). Overall, the 6-10 forward/center averaged 17.9 points and 7.3 rebounds in 971 career regular season games. In 169 playoff contests, McHale increased his averages to 18.8 points and 7.4 rebounds. A first-round selection (third overall) by the Celtics in the 1980 NBA Draft, McHale went on to earn First-Team NBA All-Rookie accolades in 1981.

As a collegian, McHale posted career averages of 15.2 points and 8.5 rebounds per game in four seasons at Minnesota, earning First-Team All-Big Ten honors in 1979 and 1980. In high school, McHale was named Minnesota Mr. Basketball of 1976 and led his squad to a runner-up finish in the Minnesota Class AA State Basketball Championship Game.

McHale and his wife, Lynn, have five children, Kristyn, Michael, Joseph, Alexandra and Thomas.

## Basketball Staff

### **Kelvin Sampson** **Assistant Coach**

Kelvin Sampson enters his second season with the Houston Rockets as an assistant coach on Kevin McHale's staff. A two-time NCAA National Coach of the Year winner, Sampson joined the Rockets after spending three seasons as an assistant coach with the Milwaukee Bucks.

During his time with the Bucks, Sampson was part of a staff that helped Milwaukee's defense improve from 15<sup>th</sup> in the NBA in points allowed per 100 possessions in 2008-09, to second in 2009-10 and fourth in the league in 2010-11. In his first season with Houston, the Rockets lowered their points against from 103.7 per game in 2010-11 to just 97.9 in 2011-12.

Prior to moving into the NBA, Sampson served two seasons as head coach at Indiana University (2006-08) where his teams went 43-15 (.741) and received NCAA Tournament bids in both of his two campaigns. His biggest success came during his 12 seasons at Oklahoma University (1994-2006) where Sampson earned two National Coach of the Year Awards (AP in 1995 and NABC in 2002), made 12 postseason showings in 12 seasons (11 NCAA and one NIT), advanced to the NCAA Tournament's Sweet 16 (1999), Final Four (2002) and Elite Eight (2003), captured three Big 12 Tournament championships (2001, 2002 and 2003) and shared the 2005 Big 12 regular season title with Kansas. Sampson won at least 20 games in each of his final nine seasons at OU and finished with a 279-109 (.719) record with the Sooners.

Sampson went to Oklahoma from Washington State where he was an assistant before being named head coach. Overall, he went 103-103 (.500) with the Cougars (1987-94) and was twice named Kodak District 14 Coach of the Year by the NABC (1990-91 and 1991-92), as well as earning Pac-10 Coach of the Year (1991-92). He began his collegiate head coaching career at Montana Tech (1981-85), winning two regular season titles and one Frontier Conference championship. Over his final four seasons, he guided the Orediggers to a 73-45 (.619) mark. Montana Tech had won just 17 games combined in the three years prior to his arrival. Sampson was also named the league's Coach of the Year twice (1983 and 1985).

In addition to his successful collegiate and NBA coaching stints, Sampson has extensive experience working with USA Basketball, which includes winning the 2004 World Championship for Young Men. He has served as a head coach and assistant on various Olympic levels in 1993, 1994, 1995, 2002 and 2004. Sampson recently accepted an invitation to join the coaching staff of the Canadian Senior National Team in its bid to qualify for the 2016 Summer Olympics.

Raised in Pembroke, North Carolina, Sampson earned his bachelor's degree at Pembroke State University and a master's degree at Michigan State. He also served one season (1979-80) as a graduate assistant under Jud Heathcote with the Spartans. He was inducted into the Montana Tech Hall of Fame in 1996 and into the Pembroke State Athletic Hall of Fame in 1998.



### **John-Blair Bickerstaff** **Assistant Coach**

John-Blair "J.B." Bickerstaff begins his second season as an assistant coach with the Houston Rockets. Bickerstaff joined the Rockets after spending four seasons (2007-11) as an assistant coach with the Minnesota Timberwolves.

Prior to joining the Timberwolves, Bickerstaff spent three seasons (2004-07) as an assistant coach to his father, Bernie Bickerstaff, with the Charlotte Bobcats. He also served as head coach of Charlotte's Summer League teams in 2005 and 2006. The youngest assistant coach in the NBA at age 25 when he began with the Bobcats in 2004-05, J.B. followed in the footsteps of his father, who was the youngest assistant coach when he joined the NBA at 29 years old in 1973.

Around basketball his whole life, Bickerstaff provided color analysis on radio broadcasts in 2003-04 for the Timberwolves when the team won the Midwest Division and advanced to the Western Conference Finals. Prior to that, he served as the director of operations for the University of Minnesota men's basketball program where he oversaw all administrative areas of the program and assisted the coaching staff with recruiting, scouting and coaching.

Born March 10, 1979, Bickerstaff played his first two collegiate seasons at Oregon State University, where he was the youngest NCAA Division I player as a 17-year-old freshman, and finished his career at the University of Minnesota. He played two seasons with the Golden Gophers (1999-2001) and averaged 9.4 points and 5.8 rebounds. As a senior, he averaged 10.9 points and 6.1 rebounds while pacing the team in field goal percentage.





# Basketball Staff

## Chris Finch

### Assistant Coach

Chris Finch enters his second season as an assistant coach with the Rockets after spending two campaigns as head coach of Houston's single-affiliation NBA Development League partner the Rio Grande Valley Vipers.

In two seasons at the helm of the Vipers, Finch registered a mark of 67-33 (.670) and guided Rio Grande Valley to back-to-back D-League Finals. In 2009-10, Finch took home the Dennis Johnson Coach of the Year Award en route to capturing the 2009-10 D-League championship. Finch also led the Western Conference All-Stars to a win at the 2009 D-League All-Star Game in Dallas. Finch signed on with the Vipers after serving as an assistant coach for the Dallas Mavericks during the 2009 NBA Summer League in Las Vegas.

Prior to his return to the United States, Finch built a successful overseas coaching career that included taking over a dormant Great Britain National Team in May 2006 and winning FIBA's 2007 Division B Promotional Competition. In 2009, his squad qualified for the European Championships for the first time since 1981. Finch also led the British National Team in the 2012 Summer Olympics in London.

In addition to his work with the British National Team, Finch was a head coach of teams in England (Sheffield Sharks), Germany (Giessen 46ers) and Belgium (Euphony Bree, Dexia Mons-Hainaut) from 1997-2009. Finch, who has three titles and three BBL Cup Finals on his resume, qualified for the playoffs in 11 of his 12 seasons overseas. A three-time Coach of the Year, he was also selected as a FIBA EuroCup All-Star head coach. He began his career with Sheffield, which was the same club that he played on during his four-year professional playing career. Under Finch's tutelage, the Sharks enjoyed the franchise's most successful run in its history. Finch was named the BBL Coach of the Year after winning the regular season title with Sheffield in 1998-99. He also led Euphony Bree to their first-ever championship in 2005.

Raised in Reading, Pennsylvania, Finch graduated in 1992 as a two-time All-American at Franklin & Marshall College. The 6-foot-4 guard/forward was inducted into the F&M Sports Hall of Fame in 2002. Overall, he started the final 115 games of his collegiate career and compiled a 102-13 record (.887) over that span, which stood as the most career wins as a starter in NCAA Division III history.

## Dean Cooper

### Assistant Coach

Dean Cooper will be making his second stint with the Houston Rockets, returning as an assistant coach for the 2012-13 campaign. Cooper previously worked in several roles over nine years (1999-2008) with the Rockets, including Vice President of Player Personnel in 2007-08. He was elevated into that position after working three years as the team's Director of Scouting. In his first five years with Houston, Cooper served as video coordinator/scout for two seasons, assistant coach for two campaigns and as an NBA personnel scout for a year.

Cooper rejoins the Rockets after serving two seasons (2010-12) as the Player Development Director for the Portland Trail Blazers. In that role, Cooper worked closely with the coaching staff to track each player's individual development and improvement on the court. Prior to Portland,

Cooper spent two seasons (2008-10) with the Minnesota Timberwolves as an assistant coach and scout.

Before his first stay in Houston, Cooper coached four years at the collegiate level. He worked two seasons as an assistant coach at his alma mater, Aquinas College in Grand Rapids, Michigan, before taking a similar role at the University of Buffalo for two years. While at Aquinas, he also served in an advance scouting role for the Connecticut Pride of the Continental Basketball Association for one season. Cooper began his coaching career at a pair of Michigan high schools, spending five years at Belding High School and three years at Caledonia High School.

A native of Belding, Michigan, Cooper's wife, Melanie, is from El Paso, Texas. Off the court, Cooper has been a camp director in the NBA's Basketball without Borders program, which is a global basketball development and community relations outreach program that promotes leadership, education, sportsmanship and healthy living, with an emphasis on HIV/AIDS awareness and prevention.



## Basketball Staff

### Jesse Mermuys

#### Assistant Coach/Director of Player Development

Jesse Mermuys enters his first campaign as assistant coach/Director of Player Development with the Houston Rockets. He comes to Houston after spending the past four seasons with the Denver Nuggets.

Mermuys joined the Nuggets as assistant video coordinator prior to the 2008-09 campaign. After one season in that role, he became the Nuggets advance scout where he was responsible for scouting upcoming opponents throughout the league and also held player development responsibilities. He was elevated to assistant coach/advance scout for the 2011-12 campaign.

A graduate of the University of Arizona, Mermuys served as director of basketball operations for the Wildcats from 2006-08. Before his time with Arizona, Mermuys was the video coordinator at New Mexico State University and was an assistant basketball coach at Southern Utah University during the 2005-06 season. While at Southern Utah, Mermuys handled the Thunderbirds video and scouting efforts, as well as his on-court coaching duties. He got his start in coaching as the head freshman and varsity assistant coach at Tucson's Salpointe Catholic High School from 2001-03. During the 2003-04 campaign, Mermuys was an assistant at Pima Community College.

Mermuys also served as the camp director for the Luke Walton/Richard Jefferson basketball camp, and was responsible for creating, organizing and running all aspects of the camp. He was also the program director and head coach of the Team Walton AAU program since 2004.

Mermuys played at Glendale Community College in Glendale, Arizona, and later earned his undergraduate degree in business management in 2004. He currently resides in Houston with his wife, Michelle.



### Greg Buckner

#### Player Development Coach

Greg Buckner begins his second season with the Houston Rockets as a player development coach. Buckner joined the Rockets after a successful 10-year playing career in the NBA.

Selected by Dallas in the second round (53<sup>rd</sup> overall) of the 1998 NBA Draft, Buckner averaged 5.0 points, 2.0 rebounds and 1.3 assists in 570 career games (117 starts) with the Mavericks, Philadelphia 76ers, Denver Nuggets, Minnesota Timberwolves and Memphis Grizzlies. Buckner was also regarded as an outstanding defensive player over his career. His teams reached the postseason in six of his 10 NBA seasons. Overall, he averaged 4.1 points and 2.6 rebounds in 38 career playoff games.

As a collegian, Buckner was regarded as one of the top players in Clemson history. He was the first Tiger to ever lead his team in scoring four straight years (1994-98) and guided Clemson to three NCAA Tournament bids. Buckner started all 122 games of his career and never missed a contest, setting the school record for consecutive games started. He finished with 1,754 career points and was the third Tiger player to log career totals of at least 1,000 points, 500 rebounds and 200 assists. Inducted into the Clemson Athletic Hall of Fame in 2005, Buckner remains the lone Tiger to ever win the ACC Rookie of the Year award (1994-95).

Born on Sept. 16, 1976, in Hopkinsville, Kentucky, Buckner's playing career also included a stint with the Grand Rapids Hoops (1998-99) of the Continental Basketball Association before beginning his NBA tenure.



## **Carroll Dawson** **Senior Consultant**

Carroll Dawson, affectionately known as "CD," currently serves as a Senior Consultant for the Houston Rockets. He completed his 11<sup>th</sup> and final season as General Manager of the franchise in 2006-07. Prior to moving into the front office on July 26, 1996, Dawson worked as an assistant coach under four Rockets head coaches, aiding Del Harris from 1980-83, Bill Fitch from 1983-88, Don Chaney from 1988-92 and Rudy Tomjanovich from 1992-96.

Dawson was honored by Rockets Owner Leslie Alexander with "Carroll Dawson Tribute Night" on April 16, 2007, where a banner bearing his name was hung from the rafters of Toyota Center in honor of Dawson's 27 seasons with the Rockets organization as General Manager and as an assistant coach.

Recognized as one of the top executives in the NBA, Dawson finished second in voting for *The Sporting News* NBA Executive of the Year in 2006-07. As General Manager, Dawson showed the ability to both bolster a playoff contender with veterans and acquire emerging talent as part of a youth movement. In his role of assistant coach, Dawson holds the distinction of being the only person on the coaching staffs of all four Rockets teams that advanced to the NBA Finals (1981, 1986, 1994 and 1995). He was also credited with teaching Hakeem Olajuwon his famous jump hook.

A native Texan, Dawson hails from Alba, a town with a population of 200 that sits about 75 miles east of Dallas. He resides in Houston with his wife, Sharon. Sharon has a daughter, Elizabeth, and a son, Michael. (For more information on Dawson, see page 144).



## **Keith Jones** **Senior VP of Basketball Operations/Head Athletic Trainer**

Keith Jones will be entering his 24<sup>th</sup> season in professional basketball and his 17<sup>th</sup> as athletic trainer with the Houston Rockets. Jones, who was promoted to Senior Vice President of Basketball Operations/Head Athletic Trainer on Sept. 5, 2007, oversees player relations and basketball operations for the Rockets, including all team travel arrangements, the equipment staff, strength and conditioning, as well as treatment and rehabilitation of the players.

Jones became the fourth athletic trainer in franchise history when he joined the Rockets on July 23, 1996. His peers voted him the NBA Trainer of the Year in 2001. During the summer of 2002, Jones was elevated to the title of Vice President of Basketball Operations/Athletic Trainer after three seasons of holding player liaison responsibilities.

During the 2008 Summer Olympics, Jones served as a team athletic trainer for the 2008 U.S. Men's Olympic Team (8-0) that captured the gold medal in Beijing, China. It marked the seventh time Jones has performed these duties for a U.S. National Team. He has also served in the same capacity for USA Basketball at the 1998 World Championship of Basketball in Greece, during the 1999 Tournament of the Americas in Puerto Rico, with the gold-medal-winning Senior National Team during the 2000 Summer Olympics in Sydney, Australia, at the FIBA Americas World Championship Qualifier 2005 in the Dominican Republic, during the 2006 World Championship in Japan and with the gold-medal-winning USA Men's Senior National Team (10-0) during the FIBA Americas Championship 2007 in Las Vegas, Nevada.

Prior to joining the Rockets, Jones spent six seasons with the Los Angeles Clippers. When hired by the Clippers in June 1990, he became the first African-American, as well as the youngest trainer in the NBA at age 28. Jones got his start in the NBA in 1988 as the assistant trainer for the Orlando Magic, joining the Clippers the following season when their head trainer position opened.

Jones began his career in athletic training at the University of Arkansas, working as a student trainer for Lou Holtz's football and Eddie Sutton's basketball teams for four years. He interned with the Philadelphia Eagles as an athletic trainer during his college summers and worked as their full-time assistant trainer during the 1983 season. Upon leaving Philadelphia, Jones spent two seasons with the Oklahoma/Arizona Outlaws of the USFL. He eventually rejoined Holtz at the University of Minnesota as the football trainer in 1987 before moving to the NBA.

He and his wife, Madge, reside in Sugar Land. The couple has two daughters, Morgan and Alex, and a son, Isaiah. Off the court, Jones has been involved with the NBA's Basketball without Borders program.



## Basketball Staff

### Sam Hinkie

#### Executive VP of Basketball Operations

Sam Hinkie enters his eighth full season with the Houston Rockets and serves as Executive Vice President of Basketball Operations. Hinkie, who was named the youngest Vice President in the NBA in 2007, was promoted to Executive Vice President in 2010. Prior to 2007, Hinkie served two seasons as Special Assistant to the General Manager where he worked with former GM Carroll Dawson.

In his current role, Hinkie works closely with General Manager and Managing Director of Basketball Operations Daryl Morey on the draft, free agency, trades and game strategy. He also leads the Rockets considerable analytic efforts, provides day-to-day management of basketball operations and manages the team's salary cap. Hinkie also scouts potential Rockets by evaluating prospects in person across the collegiate and professional ranks, including the NBA, international basketball, and the minor leagues.

From 2006-07 through 2008-09, the Rockets won more regular season games (160) than in any three-year run in the prior 42-year history of the franchise, including a historic 22-game winning streak. The flexibility built into the team's roster management allowed the Rockets to weather consistent injuries to perennial All-Stars Yao Ming and Tracy McGrady in each of those three seasons (140 missed games in all). In 2009-10, although their two All-Stars played only a combined 46 minutes for the season, the Rockets again managed to win more than half of their games.

In addition to his duties with the Rockets, Hinkie and the rest of the Houston front office turned their lens toward minor league basketball with the first relationship of its kind where an NBA front office managed the basketball operations of an NBA D-League team. Under the direction of Rio Grande Valley General Manager Gersson Rosas, the Vipers went to two straight D-League Finals and capped off the franchise's first-ever playoff appearance by winning the 2009-10 D-League championship. Rio Grande Valley also finished the 2009-10 season with the D-League MVP (Mike Harris), the D-League Coach of the Year (Chris Finch) and a record number of NBA Call-Ups in a season (10).

Before joining the Rockets, Hinkie advised two NFL teams on draft strategies and ways to use statistical analysis to improve decision making. Hinkie previously worked for Bain & Company, a global strategy consulting firm. In addition, he has experience in private equity and venture capital where he led diligence teams and provided strategic direction for his firm's investment companies.

Hinkie serves on the Advisory Board of KIPP, an innovative charter school focused on disadvantaged children in urban communities. Hinkie, who is married and has two boys, graduated *summa cum laude* from the University of Oklahoma and was named one of the top-60 undergraduate students in the nation by *USA Today*. He also holds an MBA from Stanford, graduating with highest honors as an Arjay Miller Scholar.



## **Gersson Rosas**

### **Executive VP of Basketball Ops./GM Rio Grande Valley Vipers**

Gersson Rosas enters his ninth season with the Houston Rockets and his first as Executive Vice President of Basketball Operations. He moves into his current role after working the last three seasons (2009-12) as Vice President of Player Personnel. In 2008-09, Rosas served as Houston's Director of Player Personnel after working one campaign as the team's Director of Scouting and three seasons as the team's Personnel Scout/Video Coordinator.

In his new position, Rosas will assist Morey in all basketball operations of the franchise and will continue to be responsible for the team's player personnel matters, which include leading the organization's efforts in evaluating draft prospects, free agents and potential trade targets. In addition, he will continue overseeing domestic and international scouting, while also assisting in the coordination of the team's Player Development program. Rosas also holds the distinction of being the League's highest ranked Hispanic front office executive of basketball operations.

In addition to his duties with the Rockets, Rosas serves as the General Manager for the Rio Grande Valley Vipers, which is Houston's single-affiliation NBA Development League partner. In his three seasons as Rio Grande Valley's GM, the Vipers took home the 2009-10 D-League championship, reached back-to-back D-League Finals, compiled a 91-59 (.607) regular season record and have had nine players earn All-NBA D-League honors. In 2011-12, Rio Grande Valley center Greg Smith was named to the 2011-12 All-NBA D-League First Team and the 2011-12 D-League All-Rookie First Team. Center Jeff Adrien was named the 2010-11 D-League Impact Player of the Year as voted on by the league's head coaches. Vipers forward Mike Harris was named the 2009-10 NBA D-League's Most Valuable Player, while then-Head Coach Chris Finch took home the 2009-10 Dennis Johnson Coach of the Year Award. In addition, Rio Grande Valley broke the NBA D-League single-season record for Call-Ups to the NBA in 2009-10 with 10, including Mike Harris, Garrett Temple and Will Conroy signing with the Rockets.

Prior to his present stint with the Rockets, Rosas' experience includes work as head coach of Global Games Prep USA Team during the summer of 2004, as a graduate assistant for the men's basketball team at the University of Houston (2003-04), as an assistant coach on Westbury Christian High School's state championship team (2002-03) and as a basketball coordinator for the Venezuelan Basketball Federation during the 2002 World Basketball Championships. Rosas, who previously served as an intern in basketball operations for the Rockets in 2001-02, got his start in professional basketball working with Baseline Sports Agency and McNeil Sports Group, contributing in the areas of scouting and player development for each firm.

Rosas has been an active participant in the NBA's Basketball without Borders program, serving as camp director of the Americas camp in Rio de Janeiro in the summer of 2011 and in Mexico City in 2009. He also served as director of college counselors at RBKU All-American Camp (2007, 2008) and as camp coach at the Reebok ABCD Camp (2006).

Rosas is a member of the Westbury Christian School Advisory Board and a strong supporter of the Charlie Ward Tribute to Excellence Award program, which benefits the WCS Athletic Facilities Campaign. In addition, he served as 2011-12 Noche Cultural Scholarship Banquet Committee member, benefiting the University of Houston's Academic Achievers program.

A native of Bogotá, Colombia, South America, Rosas graduated *cum laude* from the University of Houston with a bachelor's degree in marketing, and was recently recognized as a Distinguished Sei Alumnus at the Bauer College of Business. He and his wife, Susana, reside in Houston.



# **A NEW AGE**



# Basketball Staff



**Jason Biles**  
Dir. of Performance  
Rehab./Assoc.  
Athletic Trainer



**John Cho**  
Basketball Operations  
Video Coordinator/  
Systems Developer



**Darryl Eto**  
Director of Strength  
& Conditioning



**Brent Johnson**  
Personnel  
Scout



**Arturas Karnisovas**  
Director of  
Scouting



**David Macha**  
Manager of Team &  
Player Development



**Monte McNair**  
Basketball  
Operations Analyst



**Anthony Nila**  
Equipment Manager/  
Basketball Ops.  
Facilities Manager



**Gianluca Pascucci**  
Director of Player  
Personnel



**Jim Paulis**  
Personnel  
Scout



**Jason Staudt**  
NBA Advance  
Scout



**Mitch Vanya**  
Assistant Video  
Coordinator



**Eli Witus**  
Basketball  
Operations Analyst



**Dr. Walter Lowe**  
Team Orthopedic  
Surgeon



**Dr. James Muntz**  
Team Physician/  
Internist



**Dr. Steven Flores**  
Orthopedic  
Consultant



**Dr. David Crumblie**  
Orthopedic  
Consultant



**Dr. Peter Sabonghy**  
Orthopedic  
Consultant



**Dr. Rod Foroozan**  
Ophthalmology  
Consultant



**Thomas O'Brien, D.D.S.**  
Dental  
Consultant



**Russ Paine**  
Physical Therapy  
Consultant




# *The Players*



# Omer Asik

ASIK



## #3

**Center**

**Height:** 7-0

**Weight:** 255

**NBA Experience:** 2

**Country:** Turkey

**Birthdate:** July 4, 1986

**Birthplace:** Bursa, Turkey

**How Acquired:** Signed as a restricted free agent on July 24, 2012

### Regular Season Career Highs

Minutes	39	1/21/12 vs. Charlotte
Field Goals	6	3/21/11 vs. Sacramento
Field Goal Attempts	8	1/7/12 at Atlanta (3)
3-Point Field Goals	0	—
3-Point Attempts	0	—
Free Throws	6	3/24/12 vs. Toronto
Free Throw Attempts	10	3/24/12 vs. Toronto
Offensive Rebounds	9	3/17/11 at New Jersey
Defensive Rebounds	10	1/21/12 vs. Charlotte (2)
Rebounds	16	3/17/11 at New Jersey
Assists	3	3/26/12 vs. Denver (2)
Steals	3	1/21/12 vs. Charlotte
Turnovers	4	12/30/11 at L.A. Clippers (2)
Blocked Shots	5	3/26/12 vs. Denver (3)
Points	14	3/21/11 vs. Sacramento

## Asik's Career Statistics

### REGULAR SEASON

YEAR	G-S	MIN	FGM-A	PCT	3FGM-A	PCT	FTM-A	PCT	REBOUNDS OFF-DEF-TOT	AST	PF-D	ST	TO	BLK	TP	RPG	APG	PPG
2010-11 (CHI)	82-0	989	78-141	.553	0-0	—	73-145	.503	112-194-306	32	153-2	20	64	56	229	3.7	0.4	2.8
2011-12 (CHI)	66-2	971	79-156	.506	0-0	—	47-103	.456	127-223-350	32	121-0	30	68	68	205	5.3	0.5	3.1
<b>TOTALS</b>	<b>148-2</b>	<b>1961</b>	<b>157-297</b>	<b>.529</b>	<b>0-0</b>	<b>—</b>	<b>120-248</b>	<b>.484</b>	<b>239-417-656</b>	<b>64</b>	<b>274-2</b>	<b>50</b>	<b>132</b>	<b>124</b>	<b>434</b>	<b>4.4</b>	<b>0.4</b>	<b>2.9</b>

### PLAYOFFS

YEAR	G-S	MIN	FGM-A	PCT	3FGM-A	PCT	FTM-A	PCT	REBOUNDS OFF-DEF-TOT	AST	PF-D	ST	TO	BLK	TP	RPG	APG	PPG
2010-11 (CHI)	15-0	148	6-13	.462	0-0	—	3-10	.300	10-21-31	1	21-0	2	7	8	15	2.1	0.1	1.0
2011-12 (CHI)	6-3	128	7-14	.500	0-0	—	6-17	.353	8-20-28	8	14-0	1	8	10	20	4.7	1.3	3.3
<b>TOTALS</b>	<b>21-3</b>	<b>276</b>	<b>13-27</b>	<b>.481</b>	<b>0-0</b>	<b>—</b>	<b>9-27</b>	<b>.333</b>	<b>18-41-59</b>	<b>9</b>	<b>35-0</b>	<b>3</b>	<b>15</b>	<b>18</b>	<b>35</b>	<b>2.8</b>	<b>0.4</b>	<b>1.7</b>

**A NEW AGE**



## #3 Asik

### In 2011-2012

Appeared in all 66 games (two starts) with Chicago, averaging 3.1 points, 5.3 rebounds, 1.03 blocks (31<sup>st</sup> in NBA) and 14.7 minutes per game ... led the team in rebounds four times ... grabbed 10 or more rebounds five times and scored 10-plus points three times ... scored eight points (4-8 FG), grabbed a game-high 13 rebounds and added two steals at Atlanta (1/7/12) ... tallied eight points (3-6 FG), 14 boards and tied his career-high five blocks vs. Washington (1/11/12) ... finished with a season-high 11 points (5-6 FG) vs. Phoenix (1/17/12) ... made his first career start vs. Charlotte (1/21/12), posting six points, a season-high 15 rebounds, three steals and two blocks in 38:36 of play ... added 10 points (4-5 FG) vs. New Jersey (1/23/12) ... pulled down another 12 boards at Charlotte (2/10/12) ... tallied 10 points (6-10 FT), seven boards and three blocks in just 17:53 vs. Toronto (3/24/12) ... matched his career high of five blocks vs. Denver (3/26/12) ... netted nine points (3-6 FG) and equaled his season-best 15 boards (7 offensive) at Charlotte (4/18/12).

### In the NBA

Has averaged 2.9 points, 4.4 rebounds and 0.84 blocks in 13.2 minutes per game over two seasons with Chicago ... has not missed a game in two NBA seasons, playing in 148 consecutive regular season contests.

**2010-2011:** Appeared in all 82 games with the Bulls, posting averages of 2.8 points, 3.7 boards, 0.68 blocks and 12.1 minutes per game ... posted four games of double-digit rebounding, three games with 10-plus points and recorded one double-double ... ranked fifth in the NBA in offensive rebounds per 48 minutes (5.4), 11<sup>th</sup> in blocks per 48 minutes (2.72), 12<sup>th</sup> in rebounds per 48 minutes and 20<sup>th</sup> in defensive rebounds per 48 minutes (9.4) ... posted 13 points (5-6 FG), seven boards and a career-high five blocks vs. Toronto (1/4/11) ... pulled down 11 rebounds despite not attempting a field goal or a free throw vs. Miami (2/24/11) to become the first rookie in NBA history to grab at least 10 boards in a game without taking a shot of any kind ... grabbed 13 rebounds at Orlando (3/4/11) ... notched his first career double-double with 11 points and a career-high 16 boards at New Jersey (3/17/11) ... scored a career-high 14 points (6-6 FG) vs. Sacramento (3/21/11).

### In the Playoffs

Holds averages of 1.7 points, 2.8 rebounds, 0.86 blocks and 13.1 minutes per game in 21 postseason outings (three starts) with Chicago. **2012:** Averaged 3.3 points, 4.7 rebounds and 1.67 blocks in six games (three starts) against Philadelphia ... recorded playoff career bests of 10 points and nine rebounds at Philadelphia (5/10/12). **2011:** Appeared in 15 playoffs games, averaging 1.0 points and 2.1 boards in 9.9 minutes per outing ... grabbed eight boards and had two blocks in 12:39 of play at Atlanta (5/8/11).

### In International Play

Grew up playing for Fenerbahçe S.K. Istanbul (2005-10) in his native Turkey ... was loaned to Kadıköy Belediyesi in the Turkish League's second division for the majority of the 2005-06 season ... played with the silver-medal-winning Turkish National Team in the U-20 European Championships in Izmir, Turkey ... was again a member of the silver-medal-winning Turkish squad at the 2010 FIBA World Championships held in Istanbul ... missed two months



of action due to a broken left clavicle in 2009-10 ... in 2007-08 between Alpella and Fenerbahçe, he led the league in blocked shots (1.90) ... set a Euroleague record for blocked shots in Top-16 round play with 19 in 2007-08 and garnered Turkish League All-Star honors for the second year in a row ... in 2006-07, led the league in rebounding (11.2 rpg) and ranked second in blocked shots (2.00 bpg), earning Turkish League All-Star honors and *Eurobasket.com* All-Turkish League Newcomer of the Year accolades.

### In Life


Born Omer Faruk Asik on July 4, 1986, in Bursa, Turkey ... hosted a holiday party with the USO and Chicago Housing Authority in 2010 ... visited members of the Houston Police Department on Sept. 11, 2012, thanking them for their service in commemoration of Patriot Day.

### In Transactions

Drafted by the Portland (36<sup>th</sup> overall) in the second round of the 2008 NBA Draft ... draft rights were traded to the Chicago in exchange for Denver's 2009 second-round pick, New York's 2009 second-round selection and Chicago's 2010 second-round pick on Sept. 10, 2010 ... signed as a restricted free agent by the Rockets on July 24, 2012, after Chicago chose not to match Houston's offer sheet.

# Carlos Delfino

DELFINO



## #10

**Guard/Forward**

**Height:** 6-6

**Weight:** 230

**NBA Experience:** 7

**Country:** Argentina

**Birthdate:** August 29, 1982

**Birthplace:** Santa Fe, Argentina

**How Acquired:** Signed as an unrestricted free agent on August 20, 2012

### Regular Season Career Highs

Minutes	49	11/3/10 at Boston
Field Goals	12	3/23/11 vs. Sacramento
Field Goal Attempts	22	2/3/11 at Golden State
3-Point Field Goals	8	3/18/11 vs. New Jersey
3-Point Attempts	11	3/20/11 vs. New York (3)
Free Throws	8	3/20/11 vs. New York
Free Throw Attempts	10	3/20/11 vs. New York
Offensive Rebounds	6	12/22/07 at Phoenix
Defensive Rebounds	12	3/6/10 vs. Cleveland
Rebounds	13	3/6/10 vs. Cleveland
Assists	8	2/20/12 vs. Orlando (3)
Steals	5	2/20/12 vs. Orlando (3)
Turnovers	5	2/19/12 at New Jersey (5)
Blocked Shots	3	2/24/10 vs. New Orleans
Points	30	3/23/11 vs. Sacramento (2)

## Delfino's Career Statistics

### REGULAR SEASON

YEAR	G-S	MIN	FGM-A	PCT	3FGM-A	PCT	FTM-A	PCT	REBOUNDS OFF-DEF-TOT	AST	PF-D	ST	TO	BLK	TP	RPG	APG	PPG
2004-05 (DET)	30-4	459	42-117	.359	9-35	.257	23-40	.575	13-42-55	38	44-0	22	23	6	116	1.8	1.3	3.9
2005-06 (DET)	68-1	726	91-226	.403	20-60	.333	45-67	.672	28-85-113	44	86-0	21	36	15	247	1.7	0.6	3.6
2006-07 (DET)	82-1	1372	156-376	.415	46-138	.333	70-89	.787	67-199-266	88	97-0	46	61	8	428	3.2	1.1	5.2
2007-08 (TOR)	82-0	1928	251-632	.397	120-314	.382	116-156	.744	66-293-359	145	177-0	69	75	11	738	4.4	1.8	9.0
2009-10 (MIL)	75-66	2279	299-732	.408	134-365	.367	93-119	.782	51-343-394	202	138-0	80	119	21	825	5.3	2.7	11.0
2010-11 (MIL)	49-40	1590	200-513	.390	105-284	.370	60-75	.800	24-176-200	112	72-0	76	57	8	565	4.1	2.3	11.5
2011-12 (MIL)	54-53	1537	182-453	.402	86-239	.360	38-48	.792	20-188-208	123	99-1	79	66	10	488	3.9	2.3	9.0
TOTALS	440-165	9892	1221-3049	.400	520-1435	.362	445-594	.749	269-1326-1595	752	713-1	393	437	79	3407	3.6	1.7	7.7

### PLAYOFFS

YEAR	G-S	MIN	FGM-A	PCT	3FGM-A	PCT	FTM-A	PCT	REBOUNDS OFF-DEF-TOT	AST	PF-D	ST	TO	BLK	TP	RPG	APG	PPG
2005-06 (DET)	8-0	32	1-6	.167	1-2	.500	2-2	1.000	0-4-4	2	4-0	1	6	0	5	0.5	0.3	0.6
2006-07 (DET)	16-0	135	15-37	.405	3-16	.188	4-6	.667	6-15-21	8	13-0	5	7	1	37	1.3	0.5	2.3
2007-08 (TOR)	5-0	121	15-37	.405	4-15	.267	9-10	.900	5-19-24	11	14-1	4	3	0	43	4.8	2.2	8.6
2009-10 (MIL)	7-7	226	26-73	.356	15-37	.405	3-4	.750	3-25-28	18	14-0	5	12	2	70	4.0	2.6	10.0
TOTALS	36-7	513	57-153	.373	23-70	.329	18-22	.818	14-63-77	39	45-1	15	28	3	155	2.1	1.1	4.3

**A NEW AGE** 

# #10 Delfino

## In 2011-2012

Appeared in 54 games (53 starts) with Milwaukee, averaging 9.0 points, 3.9 rebounds, 2.3 assists and 1.46 steals per game ... missed a total of 12 games due to injury (two from 12/26/11-12/27/11 with a sprained right wrist; 10 from 3/27/12-4/6/12 and 4/21/12-26/12 with a right groin injury) ... scored in double figures 22 times and topped 20 points twice ... hit three or more treys in a game on 15 occasions (Milwaukee 10-5 record) ... hit at least one trey in 12 consecutive games (2/7/12-2/29/12), matching the longest streak by a Bucks player during the season ... scored a season-high 25 points (7-12 FG, 6-8 3FG) in a win at Toronto (2/8/12) ... matched his career highs in assists (8) and steals (5) vs. Orlando (2/20/12) ... hit his 500<sup>th</sup> career 3-pointer at New Jersey (3/12/12).

## In the NBA

Has played in seven NBA seasons, averaging 7.7 points (.362, 520-1435 3FG), 3.6 rebounds and 1.7 assists in 440 career games (165 starts) with Detroit, Toronto and Milwaukee ... most productive years have come the past three seasons with the Bucks, where he has averaged 10.6 points, 4.5 boards, 2.5 assists and 1.32 steals in 30.4 minutes per outing over 178 games (159 starts). **2010-2011:** Played in 49 games (40 starts) with the Bucks, averaging 11.5 points, 4.1 rebounds, 2.3 assists and 1.55 steals ... averaged 2.1 3-point field goals per game in 2010-11, which ranked fifth in the league ... missed 32 games (11/9/10-1/19/11) with a neck strain and concussion-like symptoms ... also missed one game (4/2/11) with a right side chest/rib contusion ... made a team-high 105 3-pointers ... scored 10-plus points in 23 games and 20 or more points in nine outings ... the Bucks went 10-5 when he hit three or more 3-pointers in a game ... recorded 20 points, eight boards, five assists and five steals at Golden State (2/3/11) ... tallied 16 points, 10 rebounds, four assists, four steals and two blocks against Detroit (3/1/11) ... set a career high with 30 points (8-13 FG, 6-11 3FG) and grabbed a season-high 11 rebounds against New York (3/20/11) ... tied his career-best 30 points (12-20 FG, 5-9 3FG) vs. Sacramento (3/23/11). **2009-2010:** Averaged 11.0 points, a career-best 5.3 rebounds, 2.7 assists and 1.07 steals in 75 games, (career-high 66 starts) with Milwaukee ... connected on a career-best 134 3-pointers (.367, 134-365 3FG) ... missed one game (3/17/10) with a left ankle sprain and three outings (3/28/10-3/31/10) with neck and jaw pain from being inadvertently stepped on in a game against Miami (3/26/10) ... was a DNP (CD) in two games and inactive for four ... had a career-high 38 games in double-digit scoring, including eight 20-plus point games ... finished with four double-doubles ... scored a season-high 28 points (10-14 FG, 6-10 3FG) to go along with four steals at Utah (1/16/10) ... scored 24 points (9-11 FG, 4-6 3FG) with eight rebounds and eight assists (tied for season high) vs. Minnesota (1/23/10) ... had 16 points and a career-high 13 rebounds vs. Cleveland (3/6/10) ... tallied 23 points (8-14 FG, 5-8 3FG) at Philadelphia (4/9/10). **2007-2008:** Appeared in all 82 games for a second straight season, averaging 9.0 points, 4.4 rebounds and 1.8 assists in his lone season with Toronto ... scored in double figures 33 times, including five 20-point games ... scored 24 points (4-7 3FG) vs. Cleveland (11/30/07) ... averaged 16.1 points and 6.3 boards in a six-game stretch (11/25/07-12/5/07) ... registered a season-high 11 rebounds (6 offensive) to go with 10 points for his first career double-double at Phoenix (12/22/07) ... netted a season-high 26 points (8-11 FG, 5-7 3FG, 5-5 FT) vs. Sacramento (1/16/08) ... scored 15 points (5-5 3FG) at Boston (1/23/08) ... shot .485 (34-67 3FG) from 3-point range over 13 games (1/23/08-2/25/08) ... led the bench with 23 points (5-8 3FG) vs. Orlando (2/20/08) ... made a career-high six 3-pointers on seven attempts in scoring

23 points at Indiana (2/25/08) ... added 10 boards vs. New York (3/28/08) and matched his season-high 11 rebounds at Atlanta (4/2/08) ... had 24 points (7-10 FG), including 6-8 from behind the arc vs. New Jersey (4/11/08). **2006-2007:** Appeared in a career-high 82 games (one start) with Detroit, averaging 5.2 points, 3.2 rebounds and 1.1 assists ... scored in double figures 13 times ... played 20-plus minutes 26 times, averaging 8.2 points, 4.8 rebounds and 1.9 assists in those outings ... shot .550 (11-20 3FG) from 3-point range during Mar. (17 games) ... posted a season-best 16 points at New York (12/27/06) ... dished out a season-high seven assists at Atlanta (1/12/07). **2005-2006:** Averaged 3.6 points, 1.7 rebounds and 10.7 minutes in 68 games (one start) with the Pistons ... drew a DNP(CD) 12 times ... played 15-plus minutes 16 times, averaging 7.9 points, 3.3 rebounds and 1.3 assists (Pistons were 12-4 in those games) ... scored 11 points in three consecutive outings (1/16/06 vs. Boston, 1/18/06 at Atlanta and 1/19/06 at New York) ... posted a season-high 18 points at Milwaukee (4/17/06). **2004-2005:** Appeared in 30 games (four starts) as a rookie with Detroit, averaging 3.9 points, 1.8 rebounds and 15.3 minutes ... placed on the injured list with a right lateral knee contusion (11/19/04-11/27/04) ... had arthroscopic surgery on his right knee (12/11/04), missing the next 41 games (12/11/04-3/11/05).

## In the Playoffs

Has played in 36 career playoff games (seven starts), averaging 4.3 points, 2.1 boards and 1.1 assists with Detroit, Toronto and Milwaukee. **2010:** Started all seven playoff contests for the Bucks, averaging 10.0 points (.405, 15-37 3FG), 4.0 rebounds and 2.6 assists ... scored a playoff-best 22 points vs. Atlanta (4/26/10). **2008:** Appeared in five playoff games with the Raptors, averaging 8.6 points, 4.8 rebounds and 2.2 assists. **2007:** Played in all 16 games with the Pistons, averaging 2.3 points and 1.3 rebounds in 8.4 minutes per outing. **2006:** In eight playoff outings with Detroit, averaged 0.6 points, 0.5 rebounds and 0.3 assists.

## In International Play

Competed in the 2012 Summer Olympics in London, averaging 15.3 points and 3.8 rebounds with Argentina ... played a key role on Argentina's gold-medal-winning teams at the 2004 Olympics in Athens and at the 2011 FIBA Americas Tournament ... also saw action with Argentina at the 2006 and 2010 FIBA World Championships ... won a bronze medal with Argentina at the 2001 World Junior Championships ... member of the Argentinean Cadets National Team that claimed the 1997 and 1998 South American Championships ... began career internationally with Reggio Calabria (2000-02) and Skipper Bologna (2002-04) ... also played with Khimki Moscow in the Russian Superleague (2008-09).

## In Life


Born Carlos Francisco Delfino on Aug. 29, 1982, in Santa Fe, Argentina ... was discovered by the same European team (Reggio Calabria) that discovered Manu Ginobili of the San Antonio Spurs ... was informed of his trade to Toronto as he stepped off the plane returning from his honeymoon in Hawaii.

## In Transactions

Drafted by Detroit with the 25<sup>th</sup> overall pick in the 2003 NBA Draft ... traded by the Pistons to the Raptors for a 2009 second-round draft pick (Jonas Jerebko) and a 2011 second-round draft pick (Kyle Singler) on June 15, 2007 ... acquired by Milwaukee along with Roko Ukic from Toronto in exchange for Amir Johnson and Sonny Weems on Aug. 18, 2009 ... signed as an unrestricted free agent by Houston on Aug. 20, 2012.

# Toney Douglas

DOUGLAS



## #15

**Guard**

**Height:** 6-2

**Weight:** 185

**NBA Experience:** 3

**College:** Florida State

**High School:** Jonesboro  
(Jonesboro, GA)

**Birthdate:** March 16, 1986

**Birthplace:** Tampa, FL

**How Acquired:** Trade with New York  
on July 11, 2012

### Regular Season Career Highs

Minutes	41	3/17/10 at Boston
Field Goals	10	4/5/11 vs. Toronto (6)
Field Goal Attempts	19	1/2/12 vs. Toronto (5)
3-Point Field Goals	9	3/17/11 vs. Memphis
3-Point Attempts	12	3/17/11 vs. Memphis
Free Throws	7	12/12/10 vs. Denver (3)
Free Throw Attempts	7	12/12/10 vs. Denver (3)
Offensive Rebounds	6	4/20/12 at Cleveland
Defensive Rebounds	7	1/14/11 vs. Sacramento
Rebounds	10	11/5/10 vs. Washington
Assists	11	3/18/11 at Detroit
Steals	5	11/5/10 vs. Washington
Turnovers	5	3/21/10 vs. Houston
Blocked Shots	1	1/27/12 at Miami (8)
Points	30	11/4/10 at Chicago

## Douglas' Career Statistics

REGULAR SEASON										REBOUNDS									
YEAR	G-S	MIN	FGM-A	PCT	3FGM-A	PCT	FTM-A	PCT	OFF-DEF-TOT	AST	PF-D	ST	TO	BLK	TP	RPG	APG	PPG	
2009-10 (NY)	56-12	1087	179-391	.458	68-175	.389	55-68	.809	40-68-108	112	116-0	42	55	3	481	1.9	2.0	8.6	
2010-11 (NY)	81-9	1971	314-755	.416	143-383	.373	85-107	.794	65-179-244	244	177-0	89	89	4	856	3.0	3.0	10.6	
2011-12 (NY)	38-9	656	94-290	.324	27-117	.231	22-26	.846	16-56-72	77	55-0	29	56	1	237	1.9	2.0	6.2	
TOTALS	175-30	3714	587-1436	.409	238-675	.353	162-201	.806	121-303-424	433	348-0	160	200	8	1574	2.4	2.5	9.0	

PLAYOFFS										REBOUNDS									
YEAR	G-S	MIN	FGM-A	PCT	3FGM-A	PCT	FTM-A	PCT	OFF-DEF-TOT	AST	PF-D	ST	TO	BLK	TP	RPG	APG	PPG	
2010-11 (NY)	4-3	112	15-41	.366	7-18	.389	6-6	1.000	2-11-13	9	12-0	2	4	0	43	3.3	2.3	10.8	
2011-12 (NY)	1-0	8	1-1	1.000	0-0	—	0-0	—	0-0-0	1	0-0	0	0	0	2	0.0	1.0	2.0	
TOTALS	5-3	120	16-42	.381	7-18	.389	6-6	1.000	2-11-13	10	12-0	2	4	0	45	2.6	2.0	9.0	

**A NEW AGE** 



# #15 Douglas

## In 2011-2012

In his third season with New York, averaged 6.2 points and 2.0 assists in 17.3 minutes per game over 38 outings (nine starts) ... actually started each of the season's first seven games (12/25/11-1/6/12) ... overall, started nine of the campaign's first 20 contests ... as a starter, averaged 11.7 points, 4.1 assists and 30.8 minutes ... recorded double-figure scoring in five of his nine starts ... did not dress (virus) in season finale at Charlotte (4/26/12), which was just the second game missed due to injury-illness in his career (right quad contusion on 11/28/10 at Detroit) ... DNP (CD) 24 times and listed as inactive three times ... led the Knicks in assists seven times on the season ... recorded nine double-figure scoring games and one 20-point effort ... logged 30-plus minutes seven times ... was a key factor in season-opening win vs. Boston (12/25/11), picking up 19 points (8-19 FG, 2-6 3FG), four assists and three steals ... scored 17 points (6-18 FG, 4-6 3FG) with a season-high eight assists in a win at Sacramento (12/31/11) ... scored a season-high 22 points (8-19 FG, 4-11 3FG) vs. Toronto (1/2/12), recording his first career four-point play (3FGM and FTM) with 6:04 left in the third quarter (fouled by Jose Calderon) ... netted 16 points (6-18 FG, 4-8 3FG) with five assists at Miami (1/27/12) ... hauled in a season-high nine rebounds and had six assists at Cleveland (4/20/12).

## In the NBA

Owens career averages of 9.0 points, 2.5 assists and 2.4 rebounds in 175 games (30 starts) over three seasons with New York ... owns 18 20-plus scoring games and one 30-point effort (30 points on 11/4/10 at Chicago) ... has two 10-plus assist games (both in 2010-11) ... shares New York's single-game record with nine 3-pointers made (9-12 3FG) vs. Memphis (3/17/11). **2010-2011:** Posted his best season with the Knicks, netting a career-best 10.6 points per game while averaging 3.0 rebounds, 3.0 assists and 1.10 steals over 81 games (nine starts) ... did not dress (right quad contusion) at Detroit (11/28/10) ... led Knicks in 3-pointers made (143-383 3FG) ... ranked 11<sup>th</sup> in steals-to-turnover ratio (1.00) and was 16<sup>th</sup> in the NBA in assists-to-turnover ratio (2.74) ... had 10 20-plus scoring games and one 30-point outing ... picked up a pair of 10-plus assist games and one point-rebound double-double ... over his final 24 contests (3/2/11-4/13/11), averaged 14.3 points (124-283 FG, 64-151 3FG) ... averaged 13.9 points and 5.7 assists in his nine starts ... made six straight starts (3/2/11-3/10/11) for an injured Chauncey Billups (calf) ... scored a career-high 30 points (9-14 FG, 5-9 3FG, 7-7 FT) in 31 minutes off the bench in a win at Chicago (11/4/10) ... keyed a win over the Wizards with 19 points (8-19 FG), a career-high 10 rebounds and five steals vs. Washington (11/5/10) ... led a record-setting 20-of-36 outing by the Knicks from downtown vs. Memphis (3/17/11), hitting nine 3-pointers (9-12 3FG) to become just the third Knicks player to record a club-record nine treys (Latrell Sprewell, twice and John Starks) ... overall, went 10-of-14 from the field for a game-high 29 points in 31 bench minutes against the Grizzlies ... scored his 1,000<sup>th</sup> career point and finished with 24 points (10-13 FG, 4-6 3FG) vs. New Orleans (3/2/11) ... dished out a career-high 11 assists with 20 points (8-14 FG, 4-8 3FG) at Detroit (3/18/11) ... led a wire-to-wire win over Toronto (4/5/11) with 28 points (10-15 FG, 6-9 3FG) ... following the season, underwent successful right shoulder arthroscopic surgery to repair a torn labrum (5/4/11). **2009-2010:** Appeared in 56 games (12 starts) as a rookie with New York, averaging 8.6 points and 2.0 assists over 19.4 minutes per game ... established a then-record Knicks rookie mark for 3-pointers made (68-175 3FG) ... did not miss a game due to injury ... was a DNP (CD) 26 times ... among NBA rookies,

ranked 14<sup>th</sup> in scoring (8.6), 10<sup>th</sup> in assists (2.0) and sixth in 3-point shooting (.389) ... had seven 20-plus scoring efforts ... as a starter (12 games), averaged 14.5 points and 3.8 assists over 31.2 minutes per outing ... led Knicks to a 34-point win at Dallas (3/13/10), posting 21 points (8-10 FG, 4-4 3 FG) and a season-high eight assists with no turnovers ... scored 14 points during a game-ending 25-12 run to key a comeback win over Philadelphia (3/19/10) ... netted a season-high 26 points vs. Houston (3/21/10), going 6-of-10 from downtown to tie Nate Robinson's club single-game rookie mark for 3-pointers made.

## In the Playoff

Has averaged 9.0 points, 2.6 boards and 2.0 assists in five postseason outings (three starts) with New York. **2012:** Saw eight minutes of action at Miami (5/9/12) in his lone game of the playoffs. **2011:** Made his playoff debut with the Knicks, averaging 10.8 points over 28.0 minutes per game in four outings (three starts) against Boston ... started Games Two, Three and Four with Billups out injured (knee) and had two double-figure scoring games ... had 14 points (5-16 FG) with seven rebounds in 34 starting minutes in Game Two (first career playoff start) ... scored a postseason-high 15 points (4-6 FG, 3-4 3FG, 4-4 FTA) in 30 starting minutes in Game Three.

## In College


Overall, averaged 16.8 points and 2.6 assists in 130 games (126 starts) over his four-year collegiate career ... played final three seasons at Florida State after transferring from Auburn ... finished as Florida State's fifth-leading, all-time scorer (1,655 points) ... fifth in 3-pointers made (178) and fifth in free throw percentage (.806) ... was a two-time winner of Charlie Ward Award as Seminoles top defensive player (2008 and 2009) ... as a senior in 2008-09, was named Third-Team All-America by AP and *The Sporting News*, along with All-ACC First Team and ACC Defensive Player of the Year ... as a junior, named to the All-ACC Third Team and All-ACC Defensive Team ... as a freshman at Auburn, earned Freshman All-America Third Team and All-SEC Freshman Team accolades.

## In Life

Born Toney Bernard Douglas on March 16, 1986, in Tampa, Florida ... brother, Harry, was a starting wide receiver for Louisville (2004-07) is currently with the NFL's Atlanta Falcons ... became the sixth pair of brothers to play in the NBA and NFL ... the two also starred in the backcourt together in high school for three years ... was a 2004 *Parade Magazine* All-American and McDonald's All-America nominee following his senior year at Jonesboro (GA) High School ... was a three-time All-State First Team high school selection by *The Atlanta Constitution* ... majored in business at Florida State ... was a familiar figure in Knicks community efforts ... co-hosted 30 children from WHEDCo., a Garden of Dreams partner organization, to "Show Kids NY" with a day of fun-filled activities at Sportime USA in Elmsford, NY.

## In Transactions

Originally selected by the L.A. Lakers in the first round (29<sup>th</sup> overall) of the 2009 NBA Draft ... rights were acquired by the Knicks from the Lakers for a 2011 second-round draft choice and cash considerations on draft night (June 25, 2009) ... signed with New York on July 9, 2009 ... Knicks exercised his fourth-year option on Jan. 26, 2012 ... acquired by Houston along with Josh Harrellson, Jerome Jordan, second-round draft picks in 2014 and 2015, as well as cash considerations from New York in a sign-and-trade with Marcus Camby on July 11, 2012.



**#0**

**Guard/Forward**

**Height:** 6-7

**Weight:** 220

**NBA Experience:** 2

**College:** Massachusetts

**High School:** Benjamin Banneker Academy (Brooklyn, NY)

**Birthdate:** February 25, 1985

**Birthplace:** Colon, Panama

**How Acquired:** Trade with Toronto on July 11, 2012

**Regular Season Career Highs**

Minutes	47	3/24/12 at Chicago
Field Goals	8	4/26/12 vs. New Jersey (3)
Field Goal Attempts	21	4/26/12 vs. New Jersey
3-Point Field Goals	5	4/26/12 vs. New Jersey
3-Point Attempts	9	4/26/12 vs. New Jersey
Free Throws	7	3/16/12 at Memphis (2)
Free Throw Attempts	11	3/16/12 at Memphis
Offensive Rebounds	5	3/24/12 at Chicago (2)
Defensive Rebounds	8	3/24/12 at Chicago (2)
Rebounds	13	3/24/12 at Chicago
Assists	5	4/23/12 at Milwaukee (3)
Steals	4	1/15/11 vs. Cleveland
Turnovers	5	4/22/12 at Detroit
Blocked Shots	1	4/9/12 at Indiana (10)
Points	23	4/26/12 vs. New Jersey

**Forbes' Career Statistics**

**REGULAR SEASON**

YEAR	G-S	MIN	FGM-A	PCT	3FGM-A	PCT	FTM-A	PCT	REBOUNDS OFF-DEF-TOT	AST	PF-D	ST	TO	BLK	TP	RPG	APG	PPG
2010-11 (DEN)	63-11	791	124-273	.454	19-58	.328	59-87	.678	28-88-116	49	77-0	23	46	6	326	1.8	0.8	5.2
2011-12 (TOR)	48-2	713	112-271	.413	29-83	.349	66-91	.725	27-75-102	54	56-0	24	54	4	319	2.1	1.1	6.6
<b>TOTALS</b>	<b>111-13</b>	<b>1504</b>	<b>236-544</b>	<b>.434</b>	<b>48-141</b>	<b>.340</b>	<b>125-178</b>	<b>.702</b>	<b>55-163-218</b>	<b>103</b>	<b>133-0</b>	<b>47</b>	<b>100</b>	<b>10</b>	<b>645</b>	<b>2.0</b>	<b>0.9</b>	<b>5.8</b>

**PLAYOFFS**

YEAR	G-S	MIN	FGM-A	PCT	3FGM-A	PCT	FTM-A	PCT	REBOUNDS OFF-DEF-TOT	AST	PF-D	ST	TO	BLK	TP	RPG	APG	PPG
2010-11 (DEN)	1-0	2	0-1	.000	0-0	—	0-0	—	0-1-1	0	0-0	0	0	0	0	1.0	0.0	0.0
<b>TOTALS</b>	<b>1-0</b>	<b>2</b>	<b>0-1</b>	<b>.000</b>	<b>0-0</b>	<b>—</b>	<b>0-0</b>	<b>—</b>	<b>0-1-1</b>	<b>0</b>	<b>0-0</b>	<b>0</b>	<b>0</b>	<b>0</b>	<b>0</b>	<b>1.0</b>	<b>0.0</b>	<b>0.0</b>

**A NEW AGE** 

## In 2011-2012

Averaged 6.6 points, 2.1 rebounds and 14.9 minutes in 48 games with Toronto ... made two starts with Toronto, averaging 16.5 points and 40.0 minutes per game ... missed three games (4/3/12-4/6/12) with a sore left knee ... drew a DNP (CD) in 11 of 13 outings (2/8/12-3/7/12) ... led the team in scoring, rebounding and assists twice each ... made his Raptors debut vs. Indiana (12/28/11) ... scored 18 points (5-6 FG, 7-8 FT) at Boston (1/18/12) ... recorded 20 points (6-9 FG) at Memphis (3/16/12), attempting a career-high 11 free throws (7-11 FT) ... scored 14 of his bench-high 19 points in the fourth quarter at New York (3/23/12) ... started his first game of the season at Chicago (3/24/12), posting his first career double-double with 12 points (6-16 FG) and a career-high 13 rebounds ... earned a second consecutive start vs. Orlando (3/26/12) and poured in 21 points (7-14 FG, 4-7 3FG) ... added 11 points and team-high 10 rebounds vs. Denver (3/28/12) for his second double-double of the season ... actually reached double-digit scoring in a season-best four straight games (3/23/12-3/28/12), averaging 15.8 points (.500, 25-50 FG) over that stretch ... registered 15 points (6-9 FG) and tied his career high with five assists (five on 1/14/12 at Chicago and 3/21/12 vs. Chicago) vs. Milwaukee (4/23/12) ... netted a career-high 23 points (8-21 FG, 2-4 FT) vs. New Jersey (4/26/12), nailing a career-high five 3-pointers (5-9 3FG) ... averaged 16.0 points over the final three games of the season.

## In the NBA

Has averaged 5.8 points and 2.0 rebounds in 111 career NBA games (13 starts) with Denver and Toronto ... was also the fourth overall pick by the Sioux Falls Skyforce in the 2008 NBA D-League Draft ... averaged 17.4 points, 5.3 rebounds and 3.2 assists in 52 total games (33 starts) with the Skyforce (22 games) and Tulsa 66ers (30 games) in 2008-09 ... was a member of the NBA D-League Select Team that played in the 2009 NBA Summer League. **2010-2011:** Appeared in 63 outings (11 starts) as a rookie with the Nuggets, averaging 5.2 points and 1.8 rebounds in 12.6 minutes per game ... was a DNP (CD) 19 times ... totalled 12 points (6-12 FG), three rebounds and two assists in his first career start vs. Dallas (11/3/10) ... registered a season-high 19 points (8-13 FG, 3-3 3FG) and a season-best nine rebounds vs. New York (11/16/10) ... notched 15 points on 7-of-8 shooting at Toronto (12/10/10), adding six boards and two steals ... nabbed a career-high four steals vs. Cleveland (1/15/11) ... also grabbed a season-high-tying nine rebounds at Phoenix (3/10/11) ... recorded 10 points, five boards and a season-high four assists vs. Minnesota (4/9/11) ... added 17 points (7-11 FG) in a season-high 42:06 of action at Utah (4/13/11).

## In the Playoffs

**2011:** Played in one game with Denver at Oklahoma City (4/20/11) with one rebound in two minutes of action.

## In International Play

Scored 39 points to lead his country to a victory over Canada in the FIBA Americas Championship 2010, averaging 16.6 points and 5.0 rebounds in eight games for Panama ... also averaged 17.8 points as a member of the Panamanian National Team in the FIBA Americas Championship 2007 ... also saw action with the Talk N Text Tropang Texters of the Philippine Basketball Association (2008-09) and the Trotamundos de Carabobo of the Venezuelan League (2008-09) ... played with Vanoli Cremona of the Italian League-SerieA (2009-10) and with Kfar Hamaccabia Ramat (2009-10) from the Israeli Basketball Super League.

## In College

Began his collegiate career at Virginia before transferring to the University of Massachusetts ... finished 28<sup>th</sup> all-time in scoring (1,128 total, 16.3 ppg) in two just seasons at UMass, joining Julius Erving as the only players in school history to score 1,000 points in two campaigns ... as a senior, earned Atlantic 10 Player of the Year and All-Atlantic 10 First Team ... his 698 points in 2007-08 stood as the second-best, single-season mark in UMass history behind Erving (727), as he finished second in the A-10 in scoring (20.3 ppg in conference play) ... named to the postseason NIT All-Tournament Team ... earned Atlantic 10 Newcomer/Transfer of the Year accolades as a junior in 2006-07 ... sat out the 2005-06 season due to NCAA transfer rules ... in his final season at Virginia in 2004-05, averaged 9.4 points and 4.1 rebounds in 22.4 minutes per game as a sophomore ... played in all 31 games (17 starts) in 2003-04, averaging 7.6 points for the Cavaliers ... ranked third among ACC freshmen in rebounding (4.0) and blocked shots (0.8).

## In Life


Born Gary Orlando Forbes on Feb. 25, 1985, in Colon, Panama ... son of Ana Maria and Roberto Forbes ... moved with his mother to Brooklyn, New York when he was a child ... has Type-1 diabetes and is active with his foundation towards raising funds to fight the disease ... attended Benjamin Banneker Academy in Brooklyn ... scored 1,512 points and grabbed 766 rebounds during his high school career, establishing career records for points and rebounds ... selected the *Newsday* Player of the Year in Brooklyn as a senior ... also nominated for City Player of the Year and earned First-Team All-City and All-Tri-State honors as a senior, averaging 31 points, 13 rebounds, three assists and three blocks a game ... scored 30 points and grabbed 10 boards in the Public School Athletic League "A" Championship game at Madison Square Garden.

## In Transactions

Was the fourth overall pick in the 2008 NBA D-League Draft by the Sioux Falls Skyforce ... acquired by the Tulsa 66ers from Sioux Falls on Jan. 20, 2009 ... signed as a free agent by Denver on Sept. 24, 2010 ... inked an offer sheet with Toronto on Dec. 11, 2011, and signed as a free agent by the Raptors on Dec. 14, 2011 ... acquired by Houston along with a future lottery pick from Toronto in exchange for Kyle Lowry on July 11, 2012.

# JaJuan Johnson

JOHNSON



## #5

**Forward**

**Height:** 6-10

**Weight:** 221

**NBA Experience:** 1

**College:** Purdue

**High School:** Franklin Central  
(Indianapolis, IN)

**Birthdate:** February 8, 1989

**Birthplace:** Indianapolis, IN

**How Acquired:** Trade with Boston  
on July 20, 2012

### Regular Season Career Highs

Minutes	33	2/12/12 vs. Chicago
Field Goals	6	2/12/12 vs. Chicago
Field Goal Attempts	13	2/12/12 vs. Chicago
3-Point Field Goals	0	—
3-Point Attempts	0	—
Free Throws	2	3/7/12 at Philadelphia (2)
Free Throw Attempts	2	3/7/12 at Philadelphia (4)
Offensive Rebounds	3	3/9/12 vs. Portland (2)
Defensive Rebounds	6	4/26/12 vs. Milwaukee
Rebounds	8	4/26/12 vs. Milwaukee
Assists	1	4/14/12 at New Jersey (6)
Steals	2	2/12/12 vs. Chicago
Turnovers	3	2/12/12 vs. Chicago
Blocked Shots	2	4/24/12 vs. Miami (4)
Points	12	2/12/12 vs. Chicago

## Johnson's Career Statistics

REGULAR SEASON									REBOUNDS									
YEAR	G-S	MIN	FGM-A	PCT	3FGM-A	PCT	FTM-A	PCT	OFF-DEF-TOT	AST	PF-D	ST	TO	BLK	TP	RPG	APG	PPG
2011-12 (BOS)	36-0	298	54-121	.446	0-0	—	6-9	.667	20-38-58	6	25-0	5	14	14	114	1.6	0.2	3.2
TOTALS	36-0	298	54-121	.446	0-0	—	6-9	.667	20-38-58	6	25-0	5	14	14	114	1.6	0.2	3.2

**A NEW AGE** 

## #5 Johnson

### In 2011-2012

Averaged 3.2 points, 1.6 rebounds and 8.3 minutes in 36 games as a rookie with Boston ... led the Celtics in blocks twice and in rebounds once ... appeared in his first NBA game at New Orleans (12/28/11) and recorded four points in 3:22 of play ... had 11 points (5-5 FG) to go along with two rebounds in 9:43 of action vs. Toronto (2/1/12) ... registered 10 points (5-8 FG), four rebounds and two blocks vs. Memphis (2/5/12) ... recorded a season-high 12 points (6-13 FG), four rebounds and two steals vs. Chicago (2/12/12) ... notched 10 points (5-11 FG) and five rebounds vs. Detroit (2/15/12) ... added 10 points (4-8 FG) and five boards at Philadelphia (3/7/12) ... set a season high with eight rebounds vs. Milwaukee (4/26/12).

### In the NBA

Played in two games with the Celtics at the 2012 NBA Summer League in Las Vegas.

### In the Playoff

**2012:** Was inactive for all 20 playoff games with the Celtics.

### In College

Finished his collegiate career as Purdue's co-record holder (E'Twaun Moore) in wins (107), games played (140) and consecutive games played (140) ... ranked second in the program's history in blocks (263); third in minutes played (3,856); fourth in free throw attempts (662) and games started (120); fifth in rebounds (854) and free throws (492); seventh in points (1,919), field goals (706) and field goal attempts (1,410); and 11<sup>th</sup> in double-doubles (26) ... earned First-Team All-Big Ten twice (2009 and 2011) and Second-Team All-Big Ten once (2010) ... was also a three-time Big Ten All-Defensive Team selection (2009, 2010 and 2011) ... as a senior, was named Big Ten Player of the Year and

Big Ten Defensive Player of the Year ... became only the third player in conference history to win both awards in the same season ... overall, averaged 20.5 points, 8.6 rebounds and 2.3 blocks in 2010-11 ... was the first Boilermaker in nine years to lead the Big Ten in scoring (Willie Dean, 2002) ... winner of the 2010-11 Pete Newell National Big Man of the Year award ... was also the USBWA District V Player of the Year as a senior ... finalist for the Oscar Robertson, John R. Wooden and Naismith Player of the Year awards in 2010-11, adding First-Team AP All-American and Wooden Award All-American selection ... in 2009-10, averaged 15.5 points, a team-best 7.1 rebounds and 2.1 blocks ... finished junior campaign second in the conference in blocks per game and fifth in rebounding ... as a sophomore, paced the Big Ten with 78 blocks, which was good for the fourth-highest, single-season total ever at Purdue ... ranked fourth on Purdue's freshman blocked shots list with 34.

### In Life

Born JaJuan Markeis Johnson on Feb. 8, 1989, in Indianapolis, Indiana ... son of Chris and Rhonda Curlin ... has a sister, Dashawna Curlin ... majored in organizational leadership and supervision at Purdue ... invited to Team USA's World University Games Trials following his sophomore season with the Boilermakers ... averaged 20.6 points, 9.1 boards and 4.3 blocks per game and was named to the Indiana All-Star Team following his senior season at Franklin Central High School.

### In Transactions

Drafted by New Jersey with the 27<sup>th</sup> overall pick in the 2011 NBA Draft ... subsequently traded to Boston along with a 2014 second-round pick for the draft rights to MarShon Brooks on June 23, 2011 ... joined the Rockets from the Celtics as part of a three-team trade on July 20, 2012.



# Jeremy Lin



## #7

**Guard**

**Height:** 6-3

**Weight:** 200

**NBA Experience:** 2

**College:** Harvard

**High School:** Palo Alto  
(Palo Alto, CA)

**Birthdate:** August 23, 1988

**Birthplace:** Palo Alto, CA

**How Acquired:** Signed as a  
restricted free agent  
on July 17, 2012

### Regular Season Career Highs

Minutes	46	2/19/12 vs. Dallas
Field Goals	13	2/10/12 vs. L.A. Lakers
Field Goal Attempts	24	2/11/12 at Minnesota
3-Point Field Goals	3	2/19/12 vs. Dallas
3-Point Attempts	6	2/19/12 vs. Dallas
Free Throws	10	3/21/12 at Philadelphia (2)
Free Throw Attempts	13	2/10/12 vs. L.A. Lakers
Offensive Rebounds	2	2/29/12 vs. Cleveland (4)
Defensive Rebounds	7	3/17/12 at Indiana (2)
Rebounds	7	3/17/12 at Indiana (2)
Assists	14	2/19/12 vs. Dallas
Steals	5	2/19/12 vs. Dallas
Turnovers	9	2/17/12 vs. New Orleans
Blocked Shots	3	3/12/12 at Chicago
Points	38	2/10/12 vs. L.A. Lakers

## Lin's Career Statistics

REGULAR SEASON					REBOUNDS													
YEAR	G-S	MIN	FGM-A	PCT	3FGM-A	PCT	FTM-A	PCT	OFF-DEF-TOT	AST	PF-D	ST	TO	BLK	TP	RPG	APG	PPG
2010-11 (GS)	29-0	285	28-72	.389	1-5	.200	19-25	.760	12-22-34	42	31-0	33	18	9	76	1.2	1.4	2.6
2011-12 (NY)	35-25	940	171-383	.446	24-75	.320	146-183	.798	18-89-107	216	78-1	55	126	9	512	3.1	6.2	14.6
TOTALS	64-25	1225	199-455	.437	25-80	.313	165-208	.793	30-111-141	258	109-1	88	144	18	588	2.2	4.0	9.2

**A NEW AGE** 

## In 2011-2012

After being claimed by New York off waivers on Dec. 27, exploded onto the NBA landscape by averaging 18.2 points, 7.6 assists and 2.00 steals with seven double-doubles in 25 starts with the Knicks ... actually eclipsed the 10-assist mark seven times ... became the first NBA player to record at least 20 points and seven assists in each of his first five NBA starts since Elias Sports Bureau began charting stats in 1970 ... was also the first Knicks player since Michael Ray Richardson in 1980-1981 to record at least 20 points and seven assists in six straight games ... had the most total points (136) by a single player in his first five starts since 1976-77 NBA merger ... made his first career NBA start in a 99-88 win vs. Utah (2/6/12), posted 28 points (10-17 FG, 7-9 FT), including 13 in the fourth quarter, eight assists and two steals over 45 minutes ... according to Elias Sport Bureau, his 28 points and eight assists were the most points/assists in a first career start since Detroit's Isiah Thomas (31 points and 11 assists on 10/30/81 vs. Milwaukee) ... registered a career-high 38 points (13-23 FG, 10-13 FT) and seven assists in a 92-85 victory vs. the L.A. Lakers (2/10/12) ... notched 20 points, eight assists, six rebounds and three steals in a 100-98 win at Minnesota (2/11/12), including the game-winning free throws with 4.9 seconds left in the game ... was named the Eastern Conference Player of the Week for games played Feb. 6-12, leading New York to a 4-0 record with averages of 27.3 points, 8.3 assists and 2.00 steals ... posted 27 points (2-2 3FG) and 11 assists at Toronto (2/14/12), including the game-winning 3-pointer with :0.05 left to play in a 90-87 decision over the Raptors ... recorded 28 points (11-20 FG, 3-6 3FG), a career-high 14 assists and a career-best five steals in a 104-97 victory vs. Dallas (2/19/12), becoming the fifth player in the last 15 seasons to reach at least 28 points, 14 assists and five steals in a game (Elias Sports Bureau) ... pulled down a career-high seven rebounds vs. New Jersey (2/20/12) and seven at Indiana (3/17/12) ... missed the final 17 games of the regular season and the playoffs with a chronic small meniscal tear in his left knee ... also assigned to Erie of the D-League on Jan. 17, recording 28 points (9-17 FG, 10-11 FT), 12 assists and 11 rebounds in his lone game with the BayHawks at Maine (1/20/12).

## In the NBA

Has averaged 9.2 points, 4.0 assists, 2.2 rebounds and 1.38 steals in 64 games (25 starts) with Golden State and New York ... earned NBA Player of the Week honors once (week ending 2/12/12) ... has played in the NBA D-League with the Reno Bighorns (2010-11) and Erie BayHawks (2011-12) ... also played in the 2010 NBA Summer League in Las Vegas with the Dallas Mavericks. **2010-2011:** Appeared in 29 games with Golden State, averaging 2.6 points, 1.2 rebounds, 1.4 assists and 1.14 steals in 9.8 minutes per contest ... on inactive list 30 times and registered 23 DNP (CD) ... recorded 10-plus points twice ... made NBA debut vs. the L.A. Clippers (10/29/10) ... posted a season-high 13 points in 18 minutes at the L.A. Lakers (11/21/10) ... assigned to the Reno Bighorns of the NBA D-League three times during the season ... appeared in 20 games (10 starts) over three stints with the Bighorns, averaging 18.0 points, 5.8 rebounds, 4.3 assists and 2.00 steals in 31.7 minutes per contest ... recorded 20-plus points nine times with Reno and registered one double-double ... named D-League Co-Performer of the Week for the week of Jan. 10 after averaging 20.3 points, 5.8 rebounds, 5.0 assists and 2.80 steals in four games, leading the Bighorns to a 4-0 record on the week ... named to the NBA D-League Showcase First Team.

## In College

Played all four years at Harvard, appearing in 115 games (87 starts) ... averaged 12.9 points, 4.3 rebounds, 3.5 assists and 1.96 steals in 29.2 minutes per game ... became the first player in Ivy League history to record 1,450 points, 450 rebounds, 400 assists and 200 steals ... ranks first all-time at Harvard in games played (115), second in steals (225), fifth in points (1,483) and fifth in assists (406) ... named All-Ivy League First Team as a junior and senior ... named USBWA All-District 1 First Team and NABC All-District 13 as a senior and was one of 11 finalists for the Bob Cousy Award ... earned NABC All-District 1 First Team as a junior ... named All-Ivy League Second Team as a sophomore ... appeared in 29 games (all starts) as a senior, averaging 16.4 points (.519, 149-287 FG), 4.4 rebounds, 4.5 assists and 2.45 steals in 32.2 minutes per game ... during his junior campaign, was the only player in the nation to rank in the top-10 of every significant statistical category in their respective conference.

## In Life

Born Jeremy Shu-How Lin on Aug. 23, 1988, in Palo Alto, California ... son of Gie-Ming and Shirley Lin ... has two brothers, Joseph (younger) and Josh (older) ... on Golden State's road trip to Boston in Mar. 2011, returned to the Harvard campus to pickup his degree, as he was unable to participate in the graduation ceremony the previous summer due to conflicts with preparing for the NBA ... after signing with the Warriors in the summer of 2010, traveled to Taipei to take part in Yao Ming's Charity games ... was his first trip to Taiwan, the birthplace of both of his parents, since he was seven years old ... a four-year letterwinner and three-year starter at Palo Alto High School ... captained his high school team to the CIF Division II State title by scoring 17 points in an upset of nationally ranked Mater Dei in the finals (51-47) ... three-time First-Team All-Santa Clara Valley Athletic League selection at guard ... two-time SCVAL Most Valuable Player ... as a senior, named Northern California Division II Player of the Year, Northern California Scholar Athlete of the Year and First-Team All-State ... also named Player of the Year as a senior by the *San Francisco Chronicle* and *San Jose Mercury News* ... earned a 4.2 GPA in high school ... was a summer intern for California senator Joe Sitman during high school ... earned school's President Award as Vision New America 2004 Scholarship award ... enjoys spending time with family and friends, listening to music, playing cards and video games, as well as going to church.

## In Transactions

Undrafted in the 2010 NBA Draft out of Harvard ... signed as a rookie free agent with Golden State on July 21, 2010 ... assigned to the Reno Bighorns of the NBA D-League three times in 2010-11 (assigned 12/28/10 and recalled 1/3/11; assigned 1/9/11 and recalled 2/5/11; assigned 3/17/11 and recalled 3/27/11) ... waived by the Warriors on Dec. 9, 2011 ... claimed off waivers by Houston on Dec. 12, 2011 ... waived by the Rockets on Dec. 24, 2011 ... claimed by New York off waivers on Dec. 27, 2011 ... assigned to the D-League's Erie BayHawks on Jan. 17, 2012 ... recalled by the Knicks on Jan. 23, 2012 ... signed as a restricted free agent by the Rockets on July 17, 2012, after New York chose not to match Houston's offer sheet.

# Shaun Livingston

LIVINGSTON



## #8

**Guard**

**Height:** 6-7

**Weight:** 175

**NBA Experience:** 7

**High School:** Peoria Central  
(Peoria, IL)

**Birthdate:** September 11, 1985

**Birthplace:** Peoria, IL

**How Acquired:** Trade with  
Milwaukee on June 27, 2012

### Regular Season Career Highs

Minutes	46	4/9/05 vs. San Antonio
Field Goals	10	11/28/06 at Sacramento
Field Goal Attempts	17	2/7/07 at Cleveland
3-Point Field Goals	2	11/1/06 at Phoenix
3-Point Attempts	2	12/17/06 vs. Houston (3)
Free Throws	8	2/19/12 at New Jersey (2)
Free Throw Attempts	9	2/19/12 at New Jersey (5)
Offensive Rebounds	5	12/20/06 vs. Toronto
Defensive Rebounds	7	12/27/10 vs. Detroit (4)
Rebounds	9	12/17/06 vs. Houston
Assists	14	2/24/07 vs. Golden State
Steals	6	4/5/05 at Charlotte
Turnovers	7	4/15/05 at Phoenix
Blocked Shots	4	3/1/06 vs. N.O./Okla. City
Points	25	4/9/10 at Boston

## Livingston's Career Statistics

### REGULAR SEASON

YEAR	G-S	MIN	FGM-A	PCT	3FGM-A	PCT	FTM-A	PCT	REBOUNDS OFF-DEF-TOT	AST	PF-D	ST	TO	BLK	TP	RPG	APG	PPG
2004-05 (LAC)	30-15	814	89-215	.414	0-2	.000	44-59	.746	22-67-89	151	82-1	32	75	11	222	3.0	5.0	7.4
2005-06 (LAC)	61-14	1525	149-349	.427	1-8	.125	53-77	.688	41-142-183	273	160-0	46	111	32	352	3.0	4.5	5.8
2006-07 (LAC)	54-31	1611	208-449	.463	5-16	.313	82-116	.707	56-128-184	274	135-1	59	108	29	503	3.4	5.1	9.3
2008-09 (MIA-OKC)	12-1	231	31-60	.517	0-0	—	9-10	.900	3-25-28	20	12-0	7	9	2	71	2.3	1.7	5.9
2009-10 (OKC-WAS)	36-18	795	104-201	.517	0-6	.000	42-48	.875	16-62-78	130	61-0	17	58	11	250	2.2	3.6	6.9
2010-11 (CHA)	73-0	1261	185-397	.466	1-4	.250	108-125	.864	29-120-149	164	109-0	47	88	29	479	2.0	2.2	6.6
2011-12 (MIL)	58-27	1092	127-271	.469	2-3	.667	62-79	.785	39-84-123	122	79-0	27	66	20	318	2.1	2.1	5.5
TOTALS	324-106	7330	893-1942	.460	9-39	.231	400-514	.778	206-628-834	1134	638-2	235	515	134	2195	2.6	3.5	6.8

### PLAYOFFS

YEAR	G-S	MIN	FGM-A	PCT	3FGM-A	PCT	FTM-A	PCT	REBOUNDS OFF-DEF-TOT	AST	PF-D	ST	TO	BLK	TP	RPG	APG	PPG
2005-06 (LAC)	12-0	332	36-76	.474	1-1	1.000	17-21	.810	16-40-56	57	31-1	7	23	6	90	4.7	4.8	7.5
TOTALS	12-0	332	36-76	.474	1-1	1.000	17-21	.810	16-40-56	57	31-1	7	23	6	90	4.7	4.8	7.5

**A NEW AGE** 



# #8 Livingston

## In 2011-2012

Averaged 5.5 points, 2.1 rebounds and 2.1 assists in 58 games (27 starts) with Milwaukee ... missed three games (3/11/12-3/14/12) with a sprained left ankle ... for the season, scored in double figures 13 times and led the Bucks in steals seven times ... in his first start of the season, scored a season-high 18 points at New York (1/20/12) ... hit 18 consecutive free throws (1/13/12-2/3/12) ... played his 300<sup>th</sup> career game vs. Washington (2/28/12) ... handed out a season-high seven assists vs. Philadelphia (4/25/12).

## In the NBA

Owens career averages of 6.8 points, 3.5 assists and 2.6 rebounds in 324 NBA outings (106 starts) with the L.A. Clippers, Miami, Oklahoma City, Washington, Charlotte and Milwaukee ... earned Western Conference Rookie of the Month for Apr. 2005 ... also saw action with the Tulsa 66ers of the NBA D-League (2008-09). **2010-2011:** Played in a career-high 73 games, averaging 6.6 points, 2.2 assists and 2.0 rebounds in 17.3 minutes ... scored in double figures 16 times, including one 20-point game ... played in the season's first 73 games, marking the longest streak of consecutive games played in his career before missing the final nine games with a bruised tailbone ... tied a career high with seven defensive rebounds against Detroit (12/27/10) ... scored a season-best 22 points to go with six rebounds and five assists in a season-high 30 minutes at Atlanta (2/12/11). **2009-2010:** Played in 36 games for Oklahoma City and Washington, averaging 6.9 points, 3.6 assists and 2.2 rebounds in 22.1 minutes ... began the season with the Thunder, averaging 1.0 points, 2.0 rebounds and 1.4 assists in 10 games before being waived on Dec. 22 ... signed the first of two ten-day contracts with Washington on Feb. 26, before signing for the remainder of the season ... played in 26 games (18 starts) for the Wizards, averaging 9.2 points, 4.4 assists and 2.2 rebounds in 25.6 minutes ... started the final 18 games of the season, averaging 11.2 points, 4.9 assists and 2.8 rebounds in 30.7 minutes, while shooting .536 from the field ... scored in double figures in eight of the season's last nine games, averaging 15.8 points on .647 shooting and 6.4 assists in 36.8 minutes over that stretch ... scored a career-high 25 points at Boston (4/9/10), which came three days after tying his then-career-high 21 points vs. Golden State (4/6/10). **2008-2009:** Appeared in 12 games (one start) with Miami and Oklahoma City, averaging 5.9 points, 2.3 rebounds and 1.7 assists in 19.3 minutes ... in eight games with Oklahoma City, averaged 7.8 points, 3.3 rebounds and 2.0 assists in 23.8 minutes ... scored 10 or more points three times, including a season-high 14 points on perfect 7-7 shooting from the floor at Milwaukee (4/11/09) ... also played in 11 games (10 starts) with the Tulsa 66ers of the NBA D-League, averaging 9.5 points, 6.0 assists and 3.5 rebounds in 29.4 minutes. **2007-2008:** Missed the entire season recovering from left knee surgery. **2006-2007:** Appeared in 54 games (31 starts) for the Clippers, averaging 9.3 points, 5.1 assists, 3.4 rebounds and 1.1 steals in 29.8 minutes ... scored in double figures a career-high 26 times, including a pair of 20-point performances ... handed out double-figure assists three times and tallied two double-doubles ... recorded his first career 20-point game on a career-high 10 field goals against Sacramento (11/28/06) ... registered a then-career-high 21 points and a career-best nine rebounds against Houston (12/17/06) ... handed out a career-best 14 assists against Golden State (2/24/07) ... missed the final 26 games of the season after suffering tears to the ACL, PCL, MCL and lateral meniscus, as well as a patella dislocation and a tibia/femoral dislocation in his left knee against Charlotte (2/26/07). **2005-2006:** Appeared in 61 games (14 starts) for the Clippers, averaging 5.8

points, 4.5 assists and 3.0 rebounds in 25.0 minutes ... scored in double figures on nine occasions and handed out double-figure assists five times, tallying one double-double (12 points and 13 assists on 4/5/06 at Phoenix) ... missed the first 21 games of the season while on the inactive list with a lower back stress reaction. **2004-2005:** Appeared in 30 games (15 starts) as a rookie for the Clippers, averaging 7.4 points, 5.0 assists, 3.0 rebounds and 1.1 steals in 27.1 minutes ... named the Western Conference Rookie of the Month for Apr. after averaging 11.0 points, 7.4 assists, 4.4 rebounds and 1.4 steals in 10 games ... scored in double figures nine times and handed out double-figure assists on four occasions, posting one double-double ... scored a season-high 18 points vs. San Antonio (4/9/05) ... scored 15 points and handed out 10 assists vs. Utah (4/12/05) ... missed a total of 52 games due to injury (39 with a dislocated right patella and 13 with torn cartilage in his right shoulder).

## In the Playoffs

**2006:** Appeared in 12 postseason contests for the Clippers, averaging 7.5 points, 4.8 assists and 4.7 rebounds in 27.7 minutes ... scored in double figures in four contests and handed out 10-plus assists once.

## In High School

Led Peoria Central High School to Class AA State Titles in both 2003 and 2004 ... named Illinois Mr. Basketball as a senior in 2003-04 ... named to the 2004 McDonald's All-America Team ... named to the *Parade Magazine* All-America First Team ... named co-MVP of the EA Sports Roundball Classic with J.R. Smith ... spent his freshman and sophomore seasons at Peoria Richwoods High School.

## In Life


Born Shaun Patrick Livingston on Sept. 11, 1985, in Peoria, Illinois ... nickname is "Sdot" ... parents are Reggie Livingston and Ann Wyman ... has two sisters, Sarah Aupperle-Livingston and Blair Wyman ... uncle, Jon Baer, played professional basketball in Germany ... established the Shaun Livingston Foundation in 2007 ... the motto of his foundation is "Change Their Lives By Changing Their Environment" with the goal of creating life-changing environments to help America's youth develop into strong, focused individuals with a mindset to attain the highest level of personal success ... owns a movie production and distribution company (Rock Capital Film Entertainment) ... did not play any sports other than basketball in high school ... pattern his game after Magic Johnson and Penny Hardaway ... enjoys bowling, shooting pool and playing chess, dominos or board games.

## In Transactions

Selected by the Clippers with the fourth overall pick of the 2004 NBA Draft ... signed with the Heat as a free agent on Oct. 3, 2008 ... traded by Miami to Memphis in exchange for a 2012 second-round draft pick on Jan. 7, 2009 ... played with the Tulsa 66ers of the NBA D-League in 2008-09 ... signed with the Thunder as a free agent on Mar. 31, 2009 ... waived by the Thunder on Dec. 22, 2009 ... signed with the Wizards as a free agent on Feb. 26, 2010 ... signed with the Bobcats as a free agent on July 20, 2010 ... traded to Milwaukee along with Stephen Jackson and the 19<sup>th</sup> pick in the 2011 NBA Draft in exchange for Corey Maggette in a three-team deal involving Charlotte and Sacramento on June 23, 2011 ... Houston traded up to the 12<sup>th</sup> overall pick in the 2012 NBA Draft while acquiring him along with Jon Brockman and Jon Leuer from Milwaukee in exchange for Samuel Dalembert, the 14<sup>th</sup> overall pick in the 2012 NBA Draft, a future second-round pick and cash considerations.

# Kevin Martin

MARTIN



# #12

**Guard**

**Height:** 6-7

**Weight:** 185

**NBA Experience:** 8

**College:** Western Carolina

**High School:** Zanesville  
(Zanesville, OH)

**Birthdate:** February 1, 1983

**Birthplace:** Zanesville, OH

**How Acquired:** Trade with  
Sacramento on  
February 18, 2010

## Regular Season Career Highs

Minutes	56	1/14/09 at Golden State
Field Goals	14	11/2/09 vs. Memphis (2)
Field Goal Attempts	29	10/30/09 at New Orleans
3-Point Field Goals	7	11/2/09 vs. Memphis (2)
3-Point Attempts	12	1/25/12 vs. Milwaukee (3)
Free Throws	23	4/1/09 at Golden State
Free Throw Attempts	26	4/1/09 at Golden State
Offensive Rebounds	4	12/30/05 vs. Boston (3)
Defensive Rebounds	9	11/4/09 vs. Atlanta (6)
Rebounds	12	3/8/07 vs. San Antonio
Assists	8	3/4/12 vs. L.A. Clippers (3)
Steals	5	11/6/07 vs. Seattle
Turnovers	7	4/11/11 vs. Dallas (3)
Blocked Shots	3	2/25/09 vs. Charlotte
Points	50	4/1/09 at Golden State

## Martin's Career Statistics

### REGULAR SEASON

YEAR	G-S	MIN	FGM-A	PCT	3FGM-A	PCT	FTM-A	PCT	REBOUNDS	AST	PF-D	ST	TO	BLK	TP	RPG	APG	PPG
2004-05 (SAC)	45-0	455	45-117	.385	5-25	.200	36-55	.655	29-29-58	22	35-0	16	24	3	131	1.3	0.5	2.9
2005-06 (SAC)	72-41	1913	262-546	.480	66-179	.369	188-222	.847	58-203-261	97	138-0	55	81	9	778	3.6	1.3	10.8
2006-07 (SAC)	80-80	2818	505-1067	.473	127-333	.381	481-570	.844	69-273-342	173	181-1	98	135	11	1618	4.3	2.2	20.2
2007-08 (SAC)	61-57	2216	417-914	.456	107-266	.402	502-578	.869	48-225-273	129	150-1	62	131	5	1443	4.5	2.1	23.7
2008-09 (SAC)	51-46	1947	341-811	.420	115-277	.415	457-527	.867	29-154-183	138	116-0	61	146	8	1254	3.6	2.7	24.6
2009-10 (SAC-HOU)	46-43	1633	289-693	.417	70-210	.333	298-340	.876	28-135-164	111	96-0	46	92	6	946	3.6	2.4	20.6
2010-11 (HOU)	80-80	2603	553-1267	.436	176-459	.383	594-669	.888	28-230-258	198	155-1	80	184	15	1876	3.2	2.5	23.5
2011-12 (HOU)	40-40	1264	222-537	.413	78-225	.347	160-179	.894	13-93-106	110	70-0	28	70	3	682	2.7	2.8	17.1
TOTALS	475-387	14849	2634-5952	.443	744-1974	.377	2716-3140	.865	303-1342-1645	978	941-3	446	863	60	8728	3.5	2.1	18.4
ROCKETS	144-142	4726	929-2158	.430	285-784	.364	925-1033	.895	50-384-434	362	270-1	131	311	20	3068	3.0	2.5	21.3

### PLAYOFFS

YEAR	G-S	MIN	FGM-A	PCT	3FGM-A	PCT	FTM-A	PCT	REBOUNDS	AST	PF-D	ST	TO	BLK	TP	RPG	APG	PPG
2005-06 (SAC)	6-1	197	22-54	.407	6-19	.316	29-29	1.000	10-20-30	3	11-0	3	2	2	79	5.0	0.5	13.2
TOTALS	6-1	197	22-54	.407	6-19	.316	29-29	1.000	10-20-30	3	11-0	3	2	2	79	5.0	0.5	13.2

**A NEW AGE** 

## #12 Martin

### In 2011-2012

In his third season with Houston, averaged a team-high 17.1 points, 2.7 rebounds and 2.8 assists in 40 games (40 starts) ... ranked tied for fourth in the NBA in free throw percentage (career-best .894, 160-179 FT) ... placed on the inactive list for two games (1/27/12-1/28/12) due to inflammation in his right heel ... DND for 17 games (3/13/12-3/26/12; 3/30/12-4/15/12) and NWT one game (3/27/12) due to a strained right shoulder ... was a DNP (CD) for six games (4/16/12-4/26/12) ... recorded a team-best 16 20-plus point outings, including four 30-point games ... led (or tied) the Rockets in scoring 16 times ... registered five 20-point halves, including a season-best 27 first-half points (10-14 FG, 5-8 3FG, 2-2 FT) vs. New Orleans (1/19/12) ... topped the Rockets with 27 points (9-20 FG, 6-11 3FG) vs. Atlanta (12/31/11) ... had 28 points (12-13 FT) vs. Portland (1/14/12) ... led Houston with 25 points (7-16 FG, 10-10 FT) and a career-high-tying eight assists at Washington (1/16/12) ... finished with 32 points (12-27 FG) and eight rebounds vs. New Orleans (1/19/12) ... racked up 31 points (10-21 FG, 4-10 3FG, 7-8 FT) at Minnesota (1/23/12) ... recorded 29 points (9-15 FG, 4-6 3FG, 7-11 FT) and a season-best three steals vs. Minnesota (1/30/12) ... registered 29 points (10-21 FG, 6-11 3FG) and a season-high nine rebounds at San Antonio (2/1/12) ... had a season-best six consecutive 20-plus point games (1/19/12-2/1/12), averaging 29.2 points (.496, 63-127 FG) and going 26-of-57 (.456) from 3-point range over that timeframe ... went without a point in 18:48 of action at Memphis (2/14/12), marking the first time in his career to be held scoreless as a starter ... dropped in 32 points (10-18 FG, 4-7 3FG, 8-8 FT) vs. Oklahoma City (2/15/12), hitting the game-deciding two free throws with 23.6 seconds left in the contest ... scored 14 of his 16 points (5-12 FG) in the fourth quarter of a 93-87 win vs. Philadelphia (2/22/12) ... went 3-of-4 from the free throw line over the final 11.7 seconds for the deciding points of an 88-85 win vs. Toronto (2/28/12) ... totaled a season-high 35 points (10-15 FG, 6-9 3FG, 9-10 FT) vs. Denver (3/2/12) ... led the Rockets with 25 points (10-10 FT) and a career-high-tying eight assists (eight on 3/8/09 vs. Denver and eight on 1/16/12 at Washington) vs. the L.A. Clippers (3/4/12).

### In the NBA

Has averaged 18.4 points, 3.5 rebounds, 2.1 assists and 0.94 steals in 475 games (387 starts) with Sacramento and Houston ... ranks as one of the most efficient scorers in the league, standing with Dwight Howard as the only two active NBA players to average at least 18.0 career points on 13 of fewer field goal attempts per game ... in his career, has posted 20 or more points 237 times (86 with Rockets), has reached the 30-point plateau on 69 occasions (28 with Rockets), tallied 40-plus points eight times (two with Rockets) and has one 50-point performance ... has registered eight career double-doubles ... also one of the NBA's premier free throw marksmen, standing tied for fourth in the league in free throw attempts per game (8.0) since 2006-07 ... has ranked in the NBA top-10 in free throws made in four different seasons (seventh in 2006-07 with 471 FTM, eighth in 2007-08 with 502 FTM, ninth in 2008-09 with 457 FTM and tied for first in 2010-11 with 594 FTM) ... has gone 15-of-15 or better from the foul line on eight occasions in his career (four with Kings, four with Rockets) ... has been perfect at the free throw line with 10 or more attempts in 13 career games with the Rockets, which ties Calvin Murphy (13) for the most outings of 10-for-10 or better in Rockets franchise history ... in his career with the Kings, averaged 17.1 points, 3.7 rebounds, 1.9 assists and 0.95 steals in 331 total games (245 starts) ... finished his Sacramento career ranked fourth in team history in 3-pointers made (459) and attempted (1,190),

while standing fifth in 3-point field goal percentage (.386) ... topped the Kings in scoring three straight seasons (2006-07 to 2008-09) ... was the fourth player in Kings franchise history to make 400 or more free throws in three straight seasons (2006-07 to 2008-09), joining Oscar Robertson, Mitch Richmond and Jack Twyman ... has earned Western Conference Player of the Week accolades twice in his career (2/26/07-3/4/07 and 2/22/11-2/27/11) ... finished second to Golden State's Monta Ellis for the 2006-07 NBA Most Improved Player Award in the closest voting for this honor since its inception in 1986. **2010-2011:** In his second season with the Rockets, averaged a team-high 23.5 points, 3.2 rebounds, 2.5 assists and 1.00 steals in 80 games (80 starts) ... on the inactive list for one game (1/10/11) and DND for one contest (1/12/11) with a sore right wrist ... became the first player in Rockets history to reach 1,800 points (career-high 1,876), make 500 or more free throws (career-high 594) and hit at least 100 3-pointers (career-high 176) in a single season ... joined Murphy and Hakeem Olajuwon as the only Rockets players to finish in the NBA top-10 of at least four major statistical categories, ranking tied for first in the NBA in free throws made (career-high 594), third in 3-point field goals made (career-high 176), eighth in free throw percentage (.888) and ninth in points per game (23.5) ... named Western Conference Player of the Week (2/26/07-3/4/07) ... reached the 40-point mark twice and finished with a single-season, career-high 20 30-plus point outings (Rockets record: 14-6) ... also totaled a single-season, career-best 57 20-point performances ... scored 20 or more points in eight straight games twice (12/15/10-12/31/10 and 3/12/11-3/29/11) ... netted three consecutive 30-point outings twice on the season (2/23/11-2/27/11 and 4/11/11-4/5/11) ... went a career-best 594-of-669 (.888) from the free throw line ... opened campaign a perfect 34-of-34 at the free throw line ... made another 43 consecutive free throws (12/28/10-12/7/10) ... made multiple 3-pointers in 12 consecutive games (1/19/11-2/8/11) ... hit at least one shot from beyond the arc in a career-best 19 consecutive outings (4/12/10-11/29/10) ... had 40 points (12-19 FG, 13-14 FT) vs. Cleveland (12/11/10) ... opened with a 32-point first half (10-12 FG, 3-4 3FG, 9-10 FT) vs. Cleveland (12/11/10), which included a 22-point first quarter (8-10 FG, 3-4 3FG, 3-3 FT) to equal the third-highest point total for a half and a quarter, respectively, in team history ... set the Rockets Toyota Center record in scoring with a season-high 45 points (13-18 FG, 6-8 3FG, 13-15 FT) vs. Portland (1/5/11) ... recorded a game-high 36 points (11-23 FG) vs. Milwaukee (1/17/11), including a season-best 18 trips to the free throw line (14-18 FT) ... totaled a game-high 34 points (9-18 FG, 3-6 3FG) at Minnesota (1/24/11), which included a season-high-tying 18 free throw attempts (13-18 FT) ... registered 30 points (8-15 FG, 4-8 3FG) at the L.A. Lakers (2/1/11), attempting all 11 of Houston's free throws in the game (10-11 FT) ... converted a three-point play with 6.9 seconds left for a 97-96 victory at Utah (2/21/11) ... led all scorers with 31 points (15-15 FT) vs. Memphis (2/5/11) ... topped Houston with 37 points (12-26 FG, 4-8 3FG, 9-12 FT), a season-high seven assists and three steals in a 108-103 win at Denver (2/7/11), which included a 30-point second half ... registered 33 points (13-13 FT) in a 91-89 win at New Orleans (2/27/11), hitting two free throws with 18.4 seconds left to give Houston a 90-87 lead ... topped the Rockets with 34 points (7-18 FG) vs. Utah (3/20/11) off an 18-of-18 outing from the charity stripe to set Houston's individual record for most free throws made in a game without a miss, breaking his own mark of 17-for-17 at Golden State (10/27/10) ... scored nine points in OT of a 119-114 victory vs. San Antonio (4/1/11) ... registered a game-high 35 points (11-19 FG, 12-13 FT) in a 114-109 win vs. Atlanta (4/3/11), including 13 points (4-5 FG,

# #12 Martin

## In the NBA

5-6 FT) in the fourth quarter. **2009-2010:** Averaged a combined 20.6 points, 3.6 rebounds, 2.4 assists and 1.00 steals in 46 games (43 starts) with Sacramento and Houston ... averaged 19.8 points, 4.3 rebounds, 2.6 assists and 1.05 steals in 22 games (21 starts) with the Kings ... underwent surgery to repair a non-displaced hairline fracture of the navicular bone in his left wrist (11/9/09) and missed 32 games due to that injury, which he suffered vs. Memphis (11/2/09) ... acquired by Houston from Sacramento in a three-team trade on Feb. 18 ... averaged 21.3 points (.924, 171-185 FT), 2.9 rebounds, 2.3 assists and 0.96 steals in 24 games (22 starts) with the Rockets ... DND for five games (3/25/10-4/2/10) due to a left shoulder sprain ... overall, recorded 25 20-point performances and seven games of 30 or more points ... ranked 10<sup>th</sup> in the league in free throw percentage (.876, 298-340 FT) ... notched 13 20-point outings with the Rockets, including four 30-point performances ... had at least 20 points in five straight games (25.4 ppg from 3/6/10-3/15/10) ... recorded a season-high 48 points (14-27 FG, 7-10 3FG, 13-18 FT) in Sacramento's 127-116 OT win vs. Memphis (11/2/09) ... made his Houston debut vs. Indiana (2/20/10) ... notched back-to-back 30-point games with 33 (9-24 FG, 14-14 FT) vs. San Antonio (2/26/10) and 32 (9-13 FG, 12-13 FT) at Utah (2/27/10) ... tallied a game-high 39 points (11-20 FG, 16-16 FT) in his first contest back at Sacramento (4/12/10) ... twice made 29 consecutive free throws (3/22/10-4/7/10 and 4/9/10-4/14/10). **2008-2009:** Led Sacramento with a career-high 24.6 points per game (.420, 341-811 FG) in 51 games (46 starts) ... missed a total of 30 contests with an injured left ankle (11/11/08-11/29/08; 12/9/09-12/28/08) ... did not play in one game due to a virus (3/18/09) ... ranked ninth in the NBA in free throws made (457) and attempted (527) ... posted 20 or more points 37 times, recorded 30-plus points on 16 occasions, reached the 40-point plateau twice and notched one 50-point game ... registered a career-high 13 consecutive games with at least 20 points (12/30/08-1/24/09) ... came off the bench in four consecutive contests (12/30/08-1/5/09) after returning from an ankle injury ... totaled 81 points in consecutive games off the bench (45 points at Indiana on 1/3/09 and 36 points at New Jersey on 1/5/09) for the most points scored by a reserve in two straight games since 1970-71 ... hit a career-high seven three pointers en route to 45 points (13-24 FG, 7-12 3FG, 12-12 FT) at Indiana (1/3/09) ... notched lone double-double of the season with 32 points (8-17 FG, 14-17 FT) and 11 rebounds vs. Atlanta (2/18/09) ... registered 24 points in the fourth quarter vs. New Orleans (2/23/09) ... dished out a career-high eight assists vs. Denver (3/8/09) ... netted a career-high 50 points (11-22 FG, 5-11 3FG, 23-26 FT) at Golden State (4/1/09) ... his 11 field goals made against the Warriors were the fewest in NBA history by a player amassing at least 50 points in a game. **2007-2008:** Averaged a team-leading 23.7 points, 4.5 boards, 2.1 assists and 1.02 steals 61 games (57 starts) with the Kings ... missed 17 games after suffering a strained groin vs. Utah (12/7/07) ... finished sixth in the NBA in scoring, joining Corey Maggette and Dwight Howard as the only players to average at least 20.0 points per game while attempting 15 or fewer shots per contest ... led the league in average free throws made per game (8.2) ... set a Sacramento-era, single-season record with 502 free throws made ... began the campaign with nine consecutive games (10/31/07-11/16/07) of 20-plus points (28.2 ppg over that span) ... tallied ARCO Arena single-game records for free throws made (22) and attempted (24) en route to a season-high 48 points vs. Minnesota (3/7/08) ... set the Sacramento-era record for consecutive free throws made in a contest without a miss by hitting 16-of-16 from the line vs. Memphis (3/26/08). **2006-2007:** Finished second in voting for

the 2006-07 NBA Most Improved Player after averaging a team-high 20.2 points, 4.3 rebounds, 2.2 assists and a career-high 1.23 steals in 80 games (80 starts) with Sacramento ... ranked seventh in the league free throws made (.844, 481-570 FT) ... named NBA Player of the Week (1/26/07-3/4/07) for the first time in his career ... made 39 consecutive free throws (11/3/06-11/15/06) ... hit the winning basket to finish with a game-high 30 points at Chicago (11/3/06) ... hauled in a career-high 12 rebounds vs. San Antonio (3/8/07). **2005-2006:** Averaged 10.8 points (.847, 188-222 FT), 3.6 rebounds and 0.76 steals in 72 games (41 starts) with the Kings ... posted averages of 13.7 points, 4.7 boards, 1.8 assists and 33.7 minutes in 41 games as a starter (Kings record: 23-18) ... made 37 consecutive free throws (2/3/06-2/15/06). **2004-2005:** Averaged 2.9 points, 1.3 rebounds and 0.5 assists in 45 games off the bench as a rookie with Sacramento.

## In the Playoffs

Has appeared in six career postseason games (one start), averaging 13.2 points (29-29 FT), 5.0 rebounds and 0.5 assists with Sacramento. **2006:** Ranked first in the NBA in playoff free throw percentage (1.000, 29-29 FT) ... recorded a playoff-career-high 26 points (7-15 FG, 2-4 3FG, 10-10 FT) and a postseason-career-best eight rebounds in 45 minutes played in Game Two of the First Round at San Antonio (4/25/06) ... made the game-winning layup as time expired in Game Four vs. San Antonio (4/28/06).

## In International Play

Named to the 2008 USA Basketball Men's Select Team, a contingent formed to help prepare the Senior National Team for the Beijing Olympics.

## In College

Averaged 23.3 points, 4.5 rebounds, 1.7 assists and 1.70 steals in 79 games (77 starts) over three seasons at Western Carolina ... became the first Western Carolina athlete selected in the first round of any professional draft ... ranked fourth all-time on the Catamount's scoring list with 1,838 points and stood as the school's all-time leading scorer since the program moved to Division I in 1976-77 ... also ranked fourth all-time in 3-point field goals made (174), second in career free throw percentage (.841, 534-635 FT) and third in free throws made (534) ... earned First-Team All-Southern Conference honors in three consecutive seasons (2001-02 to 2003-04).

## In Life

Born Kevin Dallas Martin Jr. on Feb. 1, 1983, in Zanesville, Ohio ... nickname is "K-Mart" ... majored in sports management at Western Carolina ... honored by his former junior high school in May 2006 in his hometown of Zanesville, Ohio, and was in attendance at the official ceremony naming the Grover Cleveland Middle School gymnasium after the ex-Bulldogs star ... favorite player growing up was Michael Jordan ... finished fourth in the Ohio "Mr. Basketball" balloting after his senior season at Zanesville High School in 2000-01 ... lists his favorite football team as the Buffalo Bills ... hosts the annual Kevin Martin FUNDamental Basketball Camp.

## In Transactions

Selected by Sacramento in the first round (26<sup>th</sup> overall) of the 2004 NBA Draft ... signed a multi-year contract with the Kings on July 7, 2004 ... re-signed a multi-year contract extension with Sacramento on Aug. 29, 2007 ... acquired by Houston along with Hilton Armstrong from Sacramento as part of a three-team, nine-player trade on Feb. 18, 2010.



## OVERCOME ANY SETBACK WITH COMPREHENSIVE INJURY TREATMENT

When you're sidelined with an injury, all you can think about is reclaiming your game. Within our state-of-the-art facilities, you'll find leading sports medicine-trained orthopedic surgeons and other specialists, as well as physical therapists. These affiliated experts work with athletes of all ages and abilities to develop individualized and comprehensive treatment programs – from injury prevention and evaluation to orthopedic surgery and post-injury rehabilitation. Because at the Memorial Hermann Ironman Sports Medicine Institute, we're dedicated to getting the dedicated back in the game.

For more information or to schedule an appointment,  
visit [ironman.memorialhermann.org](http://ironman.memorialhermann.org).

NOW WITH TWO LOCATIONS


Memorial City Medical Center  
Texas Medical Center

**IRONMAN**  
Sports Medicine Institute

**MEMORIAL  
HERMANN**

# Marcus Morris

MORRIS



## #2

**Forward**

**Height:** 6-9

**Weight:** 235

**NBA Experience:** 1

**College:** Kansas

**High School:** APEX Academy  
(Pennsauken, NJ)

**Birthdate:** September 2, 1989

**Birthplace:** Philadelphia, PA

**How Acquired:** Drafted in the  
first round (14<sup>th</sup> overall) of the  
2011 NBA Draft

### Regular Season Career Highs

Minutes	21	4/26/12 vs. New Orleans
Field Goals	3	4/26/12 vs. New Orleans (3)
Field Goal Attempts	10	4/26/12 vs. New Orleans
3-Point Field Goals	1	4/26/12 vs. New Orleans (2)
3-Point Attempts	5	4/26/12 vs. New Orleans
Free Throws	2	3/22/12 vs. Golden State (2)
Free Throw Attempts	2	3/22/12 vs. Golden State (4)
Offensive Rebounds	1	4/2/12 at Chicago (5)
Defensive Rebounds	5	4/26/12 vs. New Orleans
Rebounds	5	4/26/12 vs. New Orleans
Assists	1	4/26/12 vs. New Orleans (3)
Steals	1	4/26/12 vs. New Orleans (2)
Turnovers	2	3/14/12 vs. Charlotte
Blocked Shots	1	4/26/12 vs. New Orleans (2)
Points	8	3/22/12 vs. Golden State

### Morris' Career Statistics

REGULAR SEASON YEAR	REBOUNDS																			
	G-S	MIN	FGM-A	PCT	3FGM-A	PCT	FTM-A	PCT	OFF-DEF-TOT	AST	PF-D	ST	TO	BLK	TP	RPG	APG	PPG		
2011-12 (HOU)	17-0	126	16-54	.296	2-17	.118	6-8	.750	5-11-16	3	12-0	2	4	2	40	0.9	0.2	2.4		
TOTALS	17-0	126	16-54	.296	2-17	.118	6-8	.750	5-11-16	3	12-0	2	4	2	40	0.9	0.2	2.4		

**A NEW AGE** 

## #2 Morris

### In 2011-2012

In his first season with Houston, averaged 2.4 points and 0.9 rebounds in 17 games ... was a DNP (CD) for 21 games (12/31/11; 2/20/12-2/28/12; 3/2/12-3/6/12; 3/10/12-3/13/12; 3/20/12; 3/24/12-3/27/12; 4/6/12; 4/9/12-4/13/12; 4/16/12-4/19/12) ... placed on the inactive list for 28 games (1/3/12-2/19/12) ... made his Rockets debut at Orlando (12/26/11) ... assigned to Houston's single-affiliation NBA D-League partner Rio Grande Valley on Jan. 3 ... made his debut with the Vipers by posting 33 points (13-24 FG), 16 rebounds, five assists and two steals vs. Dakota (1/6/12) ... suffered a right ankle sprain while with the Vipers, re-joining Rio Grande Valley on Feb. 3 after rehab ... recalled from the Vipers on Feb. 20 ... averaged 20.7 points, 8.3 rebounds, 1.1 assists and 1.27 steals in 11 games (nine starts) with Rio Grande Valley ... collected four points (2-2 FT) and one rebound at the L.A. Clippers (3/17/12) ... scored eight points (3-6 FG) vs. Golden State (3/22/12) ... closed out his rookie season with seven points (3-10 FG), a season-best five boards, one steal and one block in 21:09 of action vs. New Orleans (4/26/12).

### In the NBA

Played in three games with the Rockets in 2012 NBA Summer League.

### In International Play


One of 20 college players chosen by USA Basketball to train against the USA Men's National Team during the 2010 offseason.

### In College

A three-year starter at Kansas, finished his career 25<sup>th</sup> on the all-time KU scoring list (1,371 points), 16<sup>th</sup> all-time in rebounds (676), ninth in double-doubles (19) and 12<sup>th</sup> on the single-season scoring list (654 points in 2010-11) ... also concluded his career tied for 12<sup>th</sup> all-time at KU with a .555 (508-916 FG) field goal percentage ... selected the Big 12 Player of the Year and the Big 12 Championship Most Outstanding Player following a standout junior season ... a Wooden Award Finalist and an Oscar Robertson Trophy finalist in 2010-11, added First-Team All-Big 12 accolades, as well as USBWA, NABC and AP All-America Second Team ... averaged a team-leading 17.2 points and 7.6 rebounds in 2010-11, while finishing second in the Big 12 Conference in shooting percentage (.570 FG%, ranked 21<sup>st</sup> nationally) ... as a sophomore, was chosen the 2009-10 *Yahoo!* Sports Most Improved Player and was selected to the Big 12 All-Improved Team by the media ... also named All-Big 12 Second Team by the coaches in 2009-10 ... in 2008-09, was a Big 12 All-Rookie Team selection after starting 22 games as a freshman ... also led the Big 12 freshmen class in rebounding (4.7 rpg).

### In Life

Born Marcus Morris on Sept. 2, 1989, in Philadelphia, Pennsylvania ... mother is Thomasine Morris ... has four brothers, Donté, Blake, David and twin teammate at KU, Markieff ... is just seven minutes younger than




his twin brother ... also chosen right after his twin in the 2011 NBA Draft (Markieff went 13<sup>th</sup> overall to Phoenix Suns) ... Morris brothers were the third set of twins to be chosen in the first round of an NBA Draft, following Horace and Harvey Grant and Brook and Robin Lopez ... Horace was the 10<sup>th</sup> overall pick of the Chicago Bulls in 1987, while Harvey went 12<sup>th</sup> to the Washington Bullets the next year ... the New Jersey Nets chose Brook with the 10<sup>th</sup> pick in 2008, while Robin was selected just five spots later at 15 by the Phoenix Suns ... majored in American studies at KU ... voted "Most Likely to Succeed" in high school ... averaged 24.8 points and eight rebounds in 2007-08 for APEX Academy (Pennsauken, NJ) ... prior to APEX, led the Prep Charter High School Eagles to back-to-back State titles in 2006 and 2007.

### In Transactions

An early entry candidate, selected by Houston after his junior season at Kansas with the 14<sup>th</sup> overall pick in the 2011 NBA Draft ... signed by the Rockets on Dec. 12, 2011.

# Chandler Parsons

PARSONS



## #25

**Forward**

**Height:** 6-9

**Weight:** 227

**NBA Experience:** 1

**College:** Florida

**High School:** Lake Howell  
(Winter Park, FL)

**Birthdate:** October 25, 1988

**Birthplace:** Casselberry, FL

**How Acquired:** Drafted in the  
second round (38<sup>th</sup> overall) of the  
2011 NBA Draft

### Regular Season Career Highs

Minutes	46	3/24/12 vs. Dallas
Field Goals	10	4/22/12 at Miami
Field Goal Attempts	16	4/16/12 vs. Denver (5)
3-Point Field Goals	3	4/22/12 at Miami (5)
3-Point Attempts	7	4/16/12 vs. Denver (2)
Free Throws	6	3/7/12 at Toronto
Free Throw Attempts	8	3/7/12 at Toronto
Offensive Rebounds	4	4/15/12 at Denver (2)
Defensive Rebounds	8	3/24/12 vs. Dallas
Rebounds	11	3/24/12 vs. Dallas (2)
Assists	7	3/14/12 vs. Charlotte
Steals	4	4/22/12 at Miami
Turnovers	4	4/13/12 vs. Phoenix (2)
Blocked Shots	2	2/29/12 at Utah (5)
Points	23	4/22/12 at Miami

## Parsons' Career Statistics

REGULAR SEASON									REBOUNDS									
YEAR	G-S	MIN	FGM-A	PCT	3FGM-A	PCT	FTM-A	PCT	OFF-DEF-TOT	AST	PF-D	ST	TO	BLK	TP	RPG	APG	PPG
2011-12 (HOU)	63-57	1804	248-549	.452	60-178	.337	43-78	.551	90-210-300	134	142-1	73	81	29	599	4.8	2.1	9.5
TOTALS	63-57	1804	248-549	.452	60-178	.337	43-78	.551	90-210-300	134	142-1	73	81	29	599	4.8	2.1	9.5

**A NEW AGE** 



## #25 Parsons

### In 2011-2012

Named to the NBA All-Rookie Second Team in his first season with Houston ... averaged 9.5 points, 4.8 rebounds, 2.1 assists and 1.16 steals in 63 games (57 starts) ... was a DNP (CD) for one game (12/26/11) ... DND for one game (3/17/12) due to illness and one other contest (4/26/12) with a bruised right shoulder ... ranked near the top of nearly every statistical category among NBA rookies, including fourth in steals per game (1.16), tied for sixth in rebounding average (4.8), tied for ninth in scoring (9.5) and 10<sup>th</sup> in assists per game (2.1) ... notched two or more steals in 23 games, which was second on the Rockets (24 by Kyle Lowry) ... reached double-digit scoring 30 times, including five 20-point performances (Rockets record: 3-2) ... added two double-doubles ... led (or tied) Houston in rebounds 11 times and scoring on seven occasions ... member of Team Texas for the Shooting Stars contest on All-Star Saturday Night in Orlando (2/25/12), finishing second to Team New York in the finals ... hit 80-of-152 (.526) shots and scored in double-digits 11 times during the month of Mar. 2012, twice reaching double-figure scoring in a season-high five consecutive games (3/2/12-3/10/12 and 3/20/12-3/27/12) ... made his Rockets debut with five points (2-5 FG) and five rebounds vs. San Antonio (12/29/11) ... recorded all of his 13 points (3-3 3FG) in the fourth quarter at Memphis (12/30/11) ... made his first career start vs. Oklahoma City (1/7/12), notching a team-best eight boards and three steals ... led the Rockets in scoring with the first 20-point game of his career in an 82-70 win at Charlotte (1/10/12), finishing with 20 points (9-16 FG) and seven rebounds ... notched 16 points (7-14 FG), eight rebounds, five assists, two steals and two blocks vs. Milwaukee (1/25/12) ... recorded 14 points (6-12 FG) and seven boards in a 96-95 win vs. Oklahoma City (2/15/12) ... topped Houston with 18 points (8-15 FG) vs. Minnesota (2/17/12) ... netted at least one 3-pointer in nine consecutive games (2/9/12-2/28/12) ... scored 11 points on 5-of-6 shooting vs. the L.A. Clippers (3/4/12) ... set a career best with six free throws made (6-8 FT) at Toronto (3/7/12), finishing with a team-high 19 points (6-9 FG) and three steals ... collected 16 points (8-11 FG), six assists and five rebounds at New Jersey (3/10/12) ... shared top scoring honors with Courtney Lee in a 104-103 win at Oklahoma City (3/13/12), registering 21 points (9-16 FG, 3-5 3FG), seven boards and six assists ... dished a season-high seven assists vs. Charlotte (3/14/12) ... had 13 points (3-6 3FG) and seven rebounds vs. the L.A. Lakers (3/20/12) ... led the Rockets with 20 points (8-16 FG) and career-high 11 boards vs. Golden State (3/22/12), marking his first career double-double ... posted his second consecutive double-double with 12 points (5-16 FG), a career-high-tying 11 rebounds and six assists vs. Dallas (3/24/12), which included nailing a

3-pointer with 3.3 seconds left in regulation to send the game into overtime ... had 13 points (5-7 FG) in a 112-107 win at the L.A. Lakers (4/6/12), including a 3-of-3 performance from beyond the arc ... scored 12 points (4-13 FG) and grabbed a team-high nine boards at Denver (4/15/12) ... totaled 21 points (8-16 FG) and three steals vs. Denver (4/16/12), including an 11-point first quarter ... topped the Rockets with a career-high 23 points (10-13 FG, 3-5 3FG) at Miami (4/22/12), adding six rebounds and a career-best four steals.

### In the NBA

Played in one game with the Rockets in 2012 NBA Summer League, recording 16 points, five boards and four assists.

### In International Play

Played with Cholet Basket (France) in 2011.

### In College

Completed his four-year career at Florida ranked 12<sup>th</sup> all-time in school history with 1,452 points ... became the first Gator ever to be named SEC Player of the Year in 2010-11 ... First-Team All-SEC as a senior ... also named to the SEC All-Tournament and AP All-America Teams in 2010-11, as well as First-Team NABC All-District 21 ... in 2009-10, became the 45<sup>th</sup> Gator to score 1,000 career points during his junior campaign ... was the first player in school history to hit two true buzzer-beaters, making a 75-footer to beat N.C. State (1/3/10), then a spot-up 3-pointer to beat South Carolina (1/23/10) ... garnered Orange Bowl Classic MVP honors as a sophomore ... earned SEC All-Freshman honors in 2007-08.

### In Life

Born Chandler Parsons on Oct. 25, 1988, in Casselberry, Florida ... son of Gary and Terri Parsons ... grandfather, Don Parsons, played basketball at Rutgers and was drafted by the New York Knicks ... graduated from UF with a degree in telecommunications ... averaged 21.7 points and 9.8 rebounds per game for Lake Howell High School, helping the Silver Hawks to a 31-3 mark and the 5A State championship ... Lake Howell made the Final Four in each of his three years on the varsity level ... was the MVP of the 5A State championship, a Jordan All-American, an All-Conference selection and a First-Team 5A All-State selection his senior year in high school.


### In Transactions

Selected by Houston in the second round (38<sup>th</sup> overall) of the 2011 NBA Draft ... signed by the Rockets on Dec. 17, 2011.



## Patrick Patterson

PATTERSON



# #54

**Forward/Center**

**Height:** 6-9

**Weight:** 235

**NBA Experience:** 2

**College:** Kentucky

**High School:** Huntington  
(Huntington, WV)

**Birthdate:** March 14, 1989

**Birthplace:** Washington, DC

**How Acquired:** Drafted in the  
first round (14<sup>th</sup> overall) of the  
2010 NBA Draft

### Regular Season Career Highs

Minutes	37	3/18/11 vs. Boston
Field Goals	10	3/26/12 vs. Sacramento
Field Goal Attempts	16	4/26/12 vs. New Orleans (2)
3-Point Field Goals	0	—
3-Point Attempts	1	4/26/12 vs. New Orleans (5)
Free Throws	4	3/26/12 vs. Sacramento (5)
Free Throw Attempts	5	2/22/11 at Detroit (2)
Offensive Rebounds	4	4/21/12 vs. Golden State (12)
Defensive Rebounds	10	3/18/11 vs. Boston
Rebounds	13	3/20/11 vs. Utah
Assists	4	3/17/12 at L.A. Clippers (3)
Steals	3	3/8/11 at Phoenix
Turnovers	3	4/22/12 at Miami (5)
Blocked Shots	4	3/2/12 vs. Denver (2)
Points	24	3/26/12 vs. Sacramento

### Patterson's Career Statistics

REGULAR SEASON									REBOUNDS									
YEAR	G-S	MIN	FGM-A	PCT	3FGM-A	PCT	FTM-A	PCT	OFF-DEF-TOT	AST	PF-D	ST	TO	BLK	TP	RPG	APG	PPG
2010-11 (HOU)	52-6	868	149-267	.558	0-2	.000	30-42	.714	86-114-200	41	77-0	17	31	37	328	3.8	0.8	6.3
2011-12 (HOU)	64-1	1483	225-511	.440	0-3	.000	40-57	.702	112-174-286	53	113-0	27	49	36	490	4.5	0.8	7.7
TOTALS	116-7	2351	374-778	.481	0-5	.000	70-99	.707	198-288-486	94	190-0	44	80	73	818	4.2	0.8	7.1

**A NEW AGE** 

# #54 Patterson

## In 2011-2012

In his second season with Houston, averaged 7.7 points and 4.5 rebounds in 64 games (one start at center) ... placed on the inactive list for two games (12/26/11-12/29/11) due to his right ankle ... reached double-digit scoring 22 times, including one 20-point game ... posted three double-figure rebounding games ... led (or tied) the Rockets in rebounds seven times ... made season debut at Memphis (12/30/11) ... recorded 12 points on 6-of-7 shooting vs. San Antonio (1/21/12) ... netted 13 points (6-10 FG) at Minnesota (1/23/12), totaling 11 points (5-9 FG), four offensive boards and one block in the second half ... totaled 11 points (5-7 FG) and seven rebounds in a 103-96 victory at Portland (2/8/12), grabbing five key boards in the fourth quarter ... collected 14 points (6-8 FG) and six rebounds at Phoenix (2/9/12) ... made his only start of the season at center vs. Utah (2/19/12), recording eight points (4-9 FG) and seven boards ... led the Rockets with nine rebounds in a 97-93 win vs. Memphis (2/20/12) ... pulled down 10 boards vs. Denver (3/2/12) and equalled his career-high four blocked shots (4 on 3/18/11 vs. Boston) ... blocked Serge Ibaka at the rim with 1.7 seconds left to preserve a 104-103 win at Oklahoma City (3/13/12) ... had 14 points (5-11 FG, 4-4 FT) and equalled his career-high four assists at the L.A. Clippers (3/17/12) ... led the Rockets with a career-high 24 points (10-16 FG) in a 113-106 OT win vs. Sacramento (3/26/12), including 12 points (5-6 FG, 2-2 FT) in the fourth quarter and evening the game at 99-99 on a 22-foot jumper with 8.3 seconds left in regulation ... was the second 20-point game of his career ... posted 10 points (4-10 FG) and 10 rebounds at Sacramento (4/8/12), marking his lone double-double of the season ... totaled 14 points (7-11 FG) and seven rebounds in 32:22 of action off the bench at Miami (4/22/12) ... finished the season with nine points (4-16 FG) and a season-high 11 rebounds vs. New Orleans (4/26/12).

## In the NBA

Owens averages of 7.1 points and 4.2 rebounds in 116 games (seven starts) with Houston ... owns five career double-doubles (4 in 2010-11 and 1 in 2011-12) ... also played with Houston's single-affiliation NBA D-League partner the Rio Grande Valley Vipers (2010-11) and was with the Rockets in the 2010 NBA Summer League in Las Vegas. **2010-2011:** In his rookie season with the Rockets, averaged 6.3 points and 3.8 rebounds in 52 games (six starts) ... on the inactive list for 24 games (10/26/10-12/14/10) ... DNP (CD) for five games (12/19/10-12/20/10; 12/27/10-12/29/10; 2/8/11) ... NWT for one game (1/17/11) with upper respiratory distress and chest discomfort ... stood 16<sup>th</sup> among NBA rookies in scoring average and 11<sup>th</sup> in rebounds per game ... had 12 double-figure scoring games, including his first career 20-point outing ... notched five double-figure rebounding performances and four double-doubles ... also averaged 18.3 points (.555, 61-110 FG), 10.3 rebounds, 1.56 steals and 1.56 blocks in nine games (nine starts) with Rio Grande Valley ... made his NBA regular season debut at Oklahoma City (12/15/10) ... recorded his first career double-double with 15 points (6-9 FG) and 10 boards vs. Toronto (12/31/10) ... grabbed double-figure rebounding totals in consecutive games with 10 boards at Portland (1/2/11) ... left the game in the second quarter at Atlanta (1/15/11) with upper respiratory distress and chest discomfort ... led Houston with a season-high 20 points (8-11 FG), five boards and two blocks at Detroit (2/22/11) ... had a career-best four assists at Boston (1/10/11) and four at Cleveland (2/23/11) ... registered 18 points (9-12 FG) and a career-high three steals at Phoenix (3/8/11) ... made the first start of his career vs. Phoenix (3/14/11) ... posted 12 points (6-13 FG) and 10 boards

in his second start vs. Charlotte (3/16/11) ... recorded 18 points (8-12 FG), 12 boards and a career-best four blocks in his third start vs. Boston (3/18/11) ... notched his third consecutive double-double with 14 points (7-11 FG) and a career-high 13 rebounds off the bench vs. Utah (3/20/11) ... became the first Rockets rookie to record three or more consecutive double-doubles since Yao Ming in 2002-03 (five in a row: 12/3/02-12/13/02) ... also made starts vs. the L.A. Clippers (4/9/11), vs. Dallas (4/11/11) and at Minnesota (4/13/11).

## In International Play

Selected for the 2007 USA Basketball Junior National Select Team.

## In College

An early entry candidate for the 2010 NBA Draft, finished his three-year career at Kentucky with averages of 16.1 points (.585, 617-1054 FG), 8.2 rebounds and 1.57 blocks in 97 career games (97 starts) ... was one of five Wildcats picked in the opening round of the 2010 NBA Draft, which was the first time five players from one school were chosen in the first round of the draft ... became the 10<sup>th</sup> fastest player to reach the 1,000-point club at UK (58 games) ... was a two-time All-SEC First-Team pick as a junior and sophomore, as well as a Second-Team selection as a freshman ... earned First-Team All-SEC, AP Honorable Mention All-America, USBWA All-District IV Team and NABC All-District 21 Second-Team honors as a junior ... was the only SEC player to rank in the league's top-five in scoring (17.9 ppg) and rebounding (9.3 rpg) as a sophomore ... named First-Team All-SEC and NABC Second-Team All-District in 2008-09 ... led the SEC with 15 double-doubles in 2008-09, as well as becoming the first Wildcats player since Reggie Hanson in 1989 to record four straight double-doubles (3/7/09-3/17/09) ... garnered SEC Co-Freshman of the Year accolades by the league coaches ... was also named Second-Team All-SEC and NABC Second-Team All-District in 2007-08, adding SEC Freshman of the Week honors three times ... his six double-doubles were the most for a UK freshman since Jamal Mashburn's six in 1990-91 ... missed the final five games of 2007-08 with a stress fracture in his left ankle.

## In Life


Born Patrick Davell Patterson on March 14, 1989, in Washington, D.C. ... parents are Buster Jr. and Tywana Patterson ... graduated from Kentucky in just three years with a degree in communications ... considers himself a movie fanatic and enjoys playing video games ... was a fan of the University of Kentucky Wildcats while growing up in West Virginia ... also played soccer as a youth and was a member of the Cub Scouts ... served as an instructor for Kentucky's basketball camp for women ... befriended Heather Durham, a teenager girl with cystic fibrosis, after the young Kentucky fan instant messaged him through his Facebook page ... was a 2007 McDonald's All-American as a high school senior at Huntington High (Huntington, WV) ... named the MVP of the 2006 National Basketball Players Association Top-100 Camp.

## In Transactions

Selected after his junior season at Kentucky by Houston in the first round (14<sup>th</sup> overall) as an early entry candidate in the 2010 NBA Draft ... signed by the Rockets on July 14, 2010 ... assigned to Houston's single-affiliation NBA D-League partner Rio Grande Valley on Nov. 9, 2010 ... recalled from the Vipers on Dec. 13, 2010.

# Greg Smith

SMITH



## #4

### Center/Forward

Height: 6-10

Weight: 250

NBA Experience: 1

College: Fresno State

High School: Westwind Prep  
Academy (Phoenix, AZ)

Birthdate: January 8, 1991

Birthplace: Vallejo, CA

How Acquired: Signed from  
D-League's Rio Grande Valley Vipers  
on February 8, 2012

### Regular Season Career Highs

Minutes	20	4/26/12 vs. New Orleans
Field Goals	4	4/26/12 vs. New Orleans
Field Goal Attempts	6	4/26/12 vs. New Orleans
3-Point Field Goals	0	—
3-Point Attempts	0	—
Free Throws	0	—
Free Throw Attempts	0	—
Offensive Rebounds	3	4/26/12 vs. New Orleans
Defensive Rebounds	7	4/26/12 vs. New Orleans
Rebounds	10	4/26/12 vs. New Orleans
Assists	1	4/26/12 vs. New Orleans
Steals	1	4/26/12 vs. New Orleans (2)
Turnovers	1	3/4/12 vs. L.A. Clippers
Blocked Shots	4	2/19/12 vs. Utah
Points	8	4/26/12 vs. New Orleans

## Smith's Career Statistics

REGULAR SEASON									REBOUNDS									
YEAR	G-S	MIN	FGM-A	PCT	3FGM-A	PCT	FTM-A	PCT	OFF-DEF-TOT	AST	PF-D	ST	TO	BLK	TP	RPG	APG	PPG
2011-12 (HOU)	8-0	69	7-11	.636	0-0	—	0-0	—	5-15-20	1	17-0	2	1	5	14	2.5	0.1	1.8
TOTALS	8-0	69	7-11	.636	0-0	—	0-0	—	5-15-20	1	17-0	2	1	5	14	2.5	0.1	1.8

**A NEW AGE** 

## #4 Smith

### In 2011-2012

In his rookie season with Houston, averaged 1.8 points, 2.5 rebounds and 0.63 blocks in eight games ... inactive for 23 games (2/8/12-2/17/12; 3/22/12-4/22/12) ... DNP (CD) for six games (2/22/12; 3/2/12; 3/11/12-3/13/12; 3/18/12-3/20/12) ... was also placed on the inactive list for three games (3/6/12-3/10/12) with a bruised tailbone ... signed from Houston's single-affiliation NBA D-League partner Rio Grande Valley on Feb. 8, marking the first GATORADE Call-Up of his career ... assigned by the Rockets back to the Vipers on Feb. 9 ... recalled from Rio Grande Valley on Feb. 19 ... re-assigned to the Vipers on Mar. 21 ... rejoined the Rockets on Apr. 8 following the conclusion of Rio Grande Valley's season ... posted a game-high four blocks and three boards in his NBA debut vs. Utah (2/19/12) ... added three rebounds vs. the L.A. Clippers (3/4/12) ... suffered a bruised tailbone at practice (3/5/12) ... finished out his rookie season with a career-best eight points (4-6 FG) and a career-high 10 rebounds vs. New Orleans (4/26/12) ... also averaged 1.5 points and 2.0 rebounds in two preseason games with the Rockets ... named 2011-12 All-NBA D-League First Team and 2011-12 D-League All-Rookie First Team ... selected as a 2012 NBA D-League All-Star ... overall, averaged 16.6 points, 7.8 rebounds and 1.15 blocks in 26 games (21 starts) with the Vipers ... finished as the 2011-12 D-League leader in field goal percentage (.668, 185-277 FG) ... also tied for 10<sup>th</sup> in the D-League in double-doubles (10), tied for 10<sup>th</sup> in rebounding average (7.8) and was 16<sup>th</sup> in blocks per game (1.15).

### In the NBA

Was with the Rockets in the 2012 NBA Summer League in Las Vegas.

### In International Play

Began his professional career in Mexico with Soles de Mexicali in the LNBP.

### In College

Averaged 11.7 points, 8.1 rebounds, and 1.1 blocks as a sophomore at Fresno State in 2010-11 ... was also the 2009-10 WAC Freshman of the Year, which was voted on by the WAC head coaches.

### In Life

Born Greg Smith on Jan. 8, 1991, in Vallejo, California ... raised in Fresno, California ... most admires his mother, Cheryl Duckworth, because she taught him to never give up ... has one older sister, Ashely, and one younger brother, Divante ... his uncle, Steve Shelley, was a two-year football letterwinner (1988-89) as a wide receiver at Fresno State and signed with the NFL's San Diego Chargers in 1990 ... enjoys playing basketball and video games ... favorite athletes are Michael Jordan and LeBron James because of their drive ... biggest athletic thrill is dunking on people ... earned All-Arizona State honors at Westwind Prep Academy and was nominated for the McDonald's All-America Team ... previously attended Edison High School, where he was named 2009 Central Valley *Fresno Bee* Player of the Year.

### In Transactions

Went undrafted in the 2011 NBA Draft ... signed by Houston as a training camp invitee on Dec. 13, 2011 ... waived by the Rockets on Dec. 22, 2011 ... later signed from Houston's single-affiliation NBA D-League partner Rio Grande Valley on Feb. 8, 2012.



## Additional Players

### #40 Jon Brockman

**Position:** Forward • **Height:** 6-7 • **Weight:** 255

**NBA Experience:** 3

**College:** Washington

**High School:** Snohomish (Snohomish, WA)

**Birthdate:** March 20, 1987, Snohomish, WA

**How Acquired:** Trade with Milwaukee on June 27, 2012



#### In 2011-2012

Appeared in 35 games for Milwaukee during his third NBA season, averaging 1.1 points and 2.1 rebounds per game ... listed as inactive three times and received 28 DNP (CD) ... led the team in rebounding once and in steals once ... grabbed a season-high nine rebounds on two occasions (1/13/12 at Dallas and 4/25/12 vs. Philadelphia) ... matched his career high with a pair of assists vs. Orlando (2/11/12) ... tallied six points on 3-of-3 shooting vs. Indiana (3/24/12).

#### In the NBA

Has averaged 2.1 points and 3.1 rebounds in 150 career NBA games (10 starts) with Sacramento and Milwaukee. **2010-2011:** Appeared in 63 games (six starts) with the Bucks, averaging 2.2 points and 2.9 rebounds ... missed eight games due to injury (10/27/10 with a left ankle injury; 4/11-4/6/11 and 4/9/11-4/13/11 with a left shoulder injury) ... had 10 DNP (CD) ... tied his career-high 11 points twice, netting 11 points (3-3 FG, 5-6 FT) against the L.A. Clippers (2/14/11) ... added 11 points (career-high 7-8 FT) and six rebounds against Cleveland (3/9/11) ... tied his career high with 14 rebounds in 25 minutes against Minnesota (2/22/11) ... playing in his 100<sup>th</sup> career game, tallied eight points on 4-6 from the field, eight rebounds (including a career-high-tying seven offensive), two assists and one steal against Detroit (3/1/11) ... had five offensive boards against Phoenix (3/4/11) ... tallied six points and eight rebounds in 22 minutes against Orlando (3/16/11). **2009-2010:** Averaged 2.8 points, 4.1 rebounds and 12.6 minutes in 52 games (four starts) with Sacramento ... as a starter, posted 5.8 points (41.7 FG%, 33.3 FT%) and 6.5 rebounds in 25.8 minutes per game ... missed 23 games due to injuries (two, lower back strain, 12/18/09-12/19/09; one, bruised left hip, 1/26/10; 20, sprained MCL, right knee, 2/20/10-3/28/10) ... grabbed 10 or more rebounds in three games ... recorded one double-double ... among rookies, ranked ninth in rebounds per game ... had 12 games of grabbing four or more offensive boards ... in first NBA start, grabbed 12 rebounds to go along with five points (2-9 FG, 1-2 FT), one assist and one block in 38 minutes vs. Denver (1/9/10) ... grabbed a career-high and game-high 14 rebounds in 30 minutes off the bench at Charlotte (1/18/10) ... recorded first career double-double with a career-high 11 points (5-6 FG, 1-2 FT) and team-high 11 rebounds in 22 minutes off the bench at Denver (2/1/10).

#### In College

Averaged 13.8 points, 9.8 rebounds, 1.0 assist and 28.7 minutes in 131 career games (129 starts) over four seasons at Washington ... was the first player in Husky history to amass at least 1,800 career points (1,805) and 1,200 rebounds (1,283), and the only player to pace UW in rebounding for four straight seasons ... joined UCLA legends Lew Alcindor (1967-69) and Bill Walton (1972-74) as the only players to lead the Pac-10 in rebounding for three consecutive years ... finished as the Huskies all-time leading rebounder and second in scoring to Chris Welp (2,072 points from 1984-87) ... was a First-Team All-Pac-10 selection for the second time in three seasons as a senior ... Honorable Mention AP All-America ... also earned the team's community service award for the third straight year in 2008-09 ... earned Second-Team All-Pac-10 and First-Team All District by NABC and the USBWA in 2007-08 ... was a 2007 Wooden Award candidate as a sophomore, earning First-Team All-Pac selection ... voted to the All-Pac 10 Freshman Team by league coaches.

#### In Life

Born Jonathan Rodney Brockman on March 20, 1987, in Snohomish, Washington ... nickname is "Brockness Monster" ... son of Gordy and Becky Brockman, both educators in Snohomish ... has two brothers, Paul and Adam, and one sister, Kirsten ... spends leisure time fishing and listening to country music ... favorite foods include steak and ribs ... enjoys watching the Seattle Seahawks ... was a four-year letterman at Snohomish High School, earning 2004 All-State and All-League selection.

#### In Transactions

Selected by Portland in the second round (38<sup>th</sup> overall) of the 2009 NBA Draft ... draft rights were traded by the Trail Blazers along with Sergio Rodriguez and cash considerations to Sacramento for the draft rights to Jeff Pendergraph on June 25, 2009 ... signed by Sacramento on Sept. 15, 2009 ... joined the Bucks in a trade from the Kings for Darrell Jackson and a future second-round pick on July 21, 2010 ... Houston traded up to the 12<sup>th</sup> overall pick in the 2012 NBA Draft while acquiring him along with Jon Leuer and Shaun Livingston from Milwaukee in exchange for Samuel Dalembert, the 14<sup>th</sup> overall pick in the 2012 NBA Draft, a future second-round pick and cash considerations.

#### Brockman's Career Statistics

REGULAR SEASON	REBOUNDS														
	G-S	MIN	FGM-A	PCT	3FGM-A	PCT	FTM-A	PCT	OFF-DEF-TOT	AST	PF-D	ST	TO	BLK	TPG
2009-10 (SAC)	52-4	654	55-103	.534	0-0	—	37-62	.597	105-108-213	22	115-0	15	23	5	147
2010-11 (MIL)	63-6	677	48-94	.511	0-0	—	40-59	.678	74-110-184	18	119-1	14	24	3	136
2011-12 (MIL)	35-0	239	15-45	.333	0-1	.000	7-15	.467	33-42-75	9	33-0	4	10	1	37
<b>TOTALS</b>	<b>150-10</b>	<b>1570</b>	<b>118-242</b>	<b>.488</b>	<b>0-1</b>	<b>.000</b>	<b>84-136</b>	<b>.618</b>	<b>212-260-472</b>	<b>49</b>	<b>267-1</b>	<b>33</b>	<b>57</b>	<b>9</b>	<b>320</b>

BUYATOYOTA.COM



# THIS ROCKET IS CLEARED FOR TAKEOFF

**THE 381 HP TUNDRA**  
381 HP with available 5.7L V8 engine



## TUNDRA



## #20 Donatas Motiejunas

**Position:** Forward/Center • **Height:** 7-0 • **Weight:** 222

**NBA Experience:** R

**Country:** Kaunas, Lithuania

**Birthdate:** September 20, 1990, Kaunas, Lithuania

**How Acquired:** Trade with Minnesota on June 23, 2011

### In the NBA

Averaged 16.3 points and 7.8 rebounds in four games (four starts) with the Rockets during the 2012 NBA Summer League in Las Vegas ... earned NBA Summer League 2012 All-Star honors ... notched 25 points (11-13 FG, 2-2 3FG) in his Summer League debut against Toronto (7/13/12) ... also posted 20 points (10-16 FG) and 12 rebounds (7 offensive) in a 99-88 win over Portland (7/17/12).

### In International Play

Played the 2011-12 season with Polish League champion Asseco Prokom Gdynia, averaging 15.7 points, 6.6 rebounds and 1.36 steals in just over 26 minutes per game ... in Game Seven of the 2012 Polish League Finals, recorded game highs in points (23) and rebounds (11) while leading his club to the title ... pulled down a career-high 21 boards against Union Olimpija (12/7/11), as his 18 defensive rebounds were the most in a Euroleague game in the ULEB era (since 2000-01) ... played with Italy's Benetton Treviso from 2009-11 ... winner of the 2010-11 Eurocup Rising Star Trophy for the best U-23 player in the ULEB's Eurocup competition ... played in the 2009 Lithuanian All-Star Game ... in 2008-09, played with Aisčiai Kaunas and earned All-Star honors in Lithuania's top league ... won the 2008 Lithuanian National Cup with BC Zalgiris Kaunas ... won the 2008 Baltic League with BC Zalgiris Kaunas ... made his debut with the senior team in 2007-08, while splitting time with the junior squad ... won the 2007-08 Lithuanian National Championship with BC Zalgiris Kaunas ... spent 2005-07 playing exclusively for Zalgiris-Sabonio mokykla Kaunas, which is Zalgiris Kaunas' junior team in Lithuania's second division ... has been member of the Lithuanian U-16, U-18, U-19 and U-20 National Teams ... won the

silver medal at the 2008 European U-18 Championship ... won a silver medal at the 2008 European U-20 Championship ... also played at the 2006 U-16, 2007 U-18 and 2009 U-20 European Championships ... played at the 2009 World U-19 Championship ... member of the Lithuanian National Team ... also represented Lithuania in Junior National Team competition ... honors included MVP of the 2008 Nike International Junior Tournament and MVP of the 2008 U-18 European Championship ... member of the World Select Team at the 2009 Nike Hoop Summit, tallying 21 points (5-15 FG, 10-14 FT), eight rebounds and three assists.

### In Life

Born Donatas Motiejunas on Sept. 20, 1990, in Kaunas, Lithuania ... name is pronounced doh-NAH-tahs moe-tee-YOU-nus ... nicknames include "Donny" and "D-Mo" ... has a large tattoo on his chest of an eagle clutching a basketball ... "I really like the attitudes of eagles. They never give up. When they grab a fish or something else, they never let it go. It doesn't matter. In a book, they write they find a skeleton of [an] eagle and there is no fish. It means that the fish beat him and killed him, but he didn't let go."

### In Transactions

An early entry candidate, selected by Minnesota in the first round (20<sup>th</sup> overall) in the 2011 NBA Draft ... Houston acquired his draft rights from the Timberwolves along with Jonny Flynn and Minnesota's 2012 second-round selection in exchange for Brad Miller, the rights to Nikola Mirotic (23<sup>rd</sup> overall pick), a future first-round pick and cash considerations on June 23, 2011 ... signed a multi-year contract with the Rockets on July 6, 2012.

### Motiejunas' Career Statistics

INTERNATIONAL YEAR	REBOUNDS																			
	G	MIN	FGM-A	PCT	3FGM-A	PCT	FTM-A	PCT	OFF-DEF	TOT	AST	PF	ST	TO	BLK	TP	RPG	APG	PPG	
2009-10 (BEN)	31	629	101-196	.515	10-28	.357	74-102	.725	62-83	145	19	85	36	65	7	286	4.7	0.6	9.2	
2010-11 (BEN)	30	772	137-258	.531	18-41	.439	100-139	.719	55-78	133	32	74	38	60	14	392	4.4	1.1	13.1	
2011-12 (APG)	25	661	125-240	.521	20-70	.286	82-123	.667	34-130	164	34	51	34	50	20	392	6.6	1.4	15.7	
TOTALS	86	2062	363-694	.523	48-139	.345	256-364	.703	151-291	442	85	210	108	175	41	1070	5.1	1.0	12.4	





**BEFORE TIP-OFF**  
**GRAB SOME BUDS**

**ENJOY RESPONSIBLY**

©2012 Anheuser-Busch, Budweiser® Beer, St. Louis, MO

# 2012 NBA Draft Class



## #1 Jeremy Lamb

**Position:** Guard/Forward • **Height:** 6-5 • **Weight:** 180

**NBA Experience:** R

**College:** Connecticut

**High School:** Norcross (Norcross, GA)

**Birthdate:** May 30, 1992, Henrico Valley, VA

**How Acquired:** Drafted in the first round (12<sup>th</sup> overall) of the 2012 NBA Draft

### In the NBA

Topped Houston's 2012 NBA Summer League team in scoring, averaging 20.0 points, 4.4 rebounds and 1.00 steals in five games (four starts) ... finished eighth overall in the league in points per game and was named an NBA Summer League 2012 All-Star ... topped the Rockets with 26 points (8-15 FG, 7-8 FT) against Washington (7/14/12) ... added 23 points (8-17 FG, 3-6 3FG, 4-4 FT) in a 99-88 victory over Portland (7/17/12).

### In International Play

Played with Team USA at the U-19 FIBA World Championships during the summer of 2011, pacing the team with 16.2 points per game and 18 steals in nine contests.

### In College

An early entry candidate for the 2012 NBA Draft ... was just the sixth sophomore in UConn history to score 1,000 career points (1,060) ... selected AP Honorable Mention All-America and All-Big East First Team as a sophomore after averaging 17.7 points, 4.9

rebounds and 1.2 steals per game ... was a top-20 finalist for the Oscar Robertson Trophy in 2011-12 ... helped UConn to a National Championship as a freshman, recording 12 points in the title game vs. Butler, which was held in Houston ... earned a spot on the 2011 NCAA Final Four All-Tournament Team ... also named to the Big East All-Rookie Team in 2010-11, averaging 11.1 points and 4.5 rebounds.

### In Life

Born Jeremy Emmanuel Lamb on May 30, 1992, in Henrico Valley, Virginia ... son of Rolando and Angela Lamb ... has three siblings, Rolando, Zachary and Destiny ... father also played college basketball for VCU ... other than basketball, enjoys playing street hockey ... attended Norcross High School (Norcross, GA) ... led Norcross to the Regional Championship as a senior.

### In Transactions

Selected by Houston with the 12<sup>th</sup> overall pick in the 2012 NBA Draft ... Rockets announced his signing on July 26, 2012.

### Lamb's Career Statistics

COLLEGE											REBOUNDS									
	G-S	MIN	FGM-A	PCT	3FGM-A	PCT	FTM-A	PCT	OFF-DEF-TOT	AST	PF-D	ST	TO	BLK	TP	RPG	APG	PPG		
2010-11 (UConn)	41-40	1140	182-374	.487	46-125	.368	47-59	.797	50-133-183	66	64-0	35	52	25	457	4.5	1.6	11.1		
2011-12 (UConn)	34-34	1266	217-454	.478	71-211	.336	98-121	.810	32-134-166	58	57-1	42	68	21	603	4.9	1.7	17.7		
TOTALS	75-74	2406	399-828	.482	117-336	.348	145-180	.806	82-267-349	124	121-1	77	120	46	1060	4.7	1.7	14.1		





## #30 Royce White

**Position:** Forward • **Height:** 6-8 • **Weight:** 260

**NBA Experience:** R

**College:** Iowa State

**High School:** Hopkins (Hopkins, MN)

**Birthdate:** April 10, 1991, Minneapolis, MN

**How Acquired:** Drafted in the first round (16<sup>th</sup> overall) of the 2012 NBA Draft

### In the NBA

Averaged 8.4 points, 7.2 rebounds and 3.6 assists with Houston at the 2012 NBA Summer League in Las Vegas ... recorded 11 points (4-6 FG), 10 boards and seven assists in a 113-91 win over Sacramento (7/16/12) ... added 12 rebounds and a game-high eight assists in a 99-88 victory over Portland (7/17/12).

### In College

Was the only player in the country in 2011-12 to lead his team in scoring (13.4 ppg), rebounding (9.3 rpg), assists (5.0 apg), steals (1.2 spg) and blocks (0.9 bpg) during his lone season at Iowa State ... became just the second player in school history to top the team in scoring, rebounding and assists in one season ... his sophomore year with the Cyclones was highlighted by AP Honorable Mention All-America honors, All-Big 12 First-Team accolades, selection to the Big 12 All-Rookie Team and being named Big 12 Newcomer of the Year ... earned Big 12 Rookie of the Week honors three times in 2011-12 ... he was previously enrolled at Minnesota, but left the team in Dec. 2009 before playing in any contests of his freshman year.

### In Life

Born Royce Alexander White on April 10, 1991, in Minneapolis, Minnesota ... son of Rebecca White and Keiven Tucker ... has son, Royce II ... got the nickname

"Lion" from his favorite *Bible* verse *Proverbs 30:30*, "The lion, which is mightiest among beasts, and turneth not away for any" ... also chose his jersey #30 from the same verse ... among his many interests, enjoys photography, writing and politics ... is also an avid reader ... can play the piano ... draws inspiration from the John Lennon song *Imagine*, "You may say that I'm a dreamer, but I'm not the only one" ... favorite athlete growing up was Michael Jordan ... his uncle is Baseball Hall-of-Famer Dave Winfield ... list baseball as his second-best sport after basketball ... was named Minnesota's Mr. Basketball in 2009 after leading his Hopkins High School team to an undefeated 31-0 mark and a Class 4A State Championship ... earned First-Team All-State honors at Hopkins ... champions the cause for those who suffer from anxiety ... has done work with NAMI, the National Alliance on Mental Illness, which is the nation's largest grassroots mental health organization dedicated to building better lives for the millions of Americans affected by mental illness ... volunteered at Orchard Place in Des Moines, IA, where its mission is to develop strong futures for children and youth with mental health and behavioral challenges.

### In Transactions


Selected by Houston with the 16<sup>th</sup> overall pick in the 2012 NBA Draft ... Rockets announced his signing on July 26, 2012.

### White's Career Statistics

COLLEGE YEAR	REBOUNDS													
	G-S	MIN	FGM-A	PCT	3FGM-A	PCT	FTM-A	PCT	OFF-DEF-TOT	AST	PF-D	ST	TO	BLK
2011-12 (ISU)	34-33	1072	175-328	.534	4-12	.333	102-205	.498	85-231-316	170	89-1	40	130	32
TOTALS	34-33	1072	175-328	.534	4-12	.333	102-205	.498	85-231-316	170	89-1	40	130	32



# 2012 NBA Draft Class



## #6 Terrence Jones

**Position:** Forward • **Height:** 6-9 • **Weight:** 252

**NBA Experience:** R

**College:** Kentucky

**High School:** Jefferson (Portland, OR)

**Birthdate:** January 9, 1992, Portland, OR

**How Acquired:** Drafted in the first round (18<sup>th</sup> overall) of the 2012 NBA Draft

### In the NBA

Averaged 18.2 points and 8.6 rebounds with Houston at the 2012 NBA Summer League in Las Vegas, finishing tied for sixth in the league in rebounds per game and 15<sup>th</sup> in scoring ... led the Rockets with 24 points (11-20 FG) and 12 rebounds (7 offensive) in a 99-88 win over Portland (7/17/12).

### In College

An early entry candidate for the 2012 NBA Draft, averaged 14.0 points, 8.0 rebounds and 1.8 blocks in 76 games (69 starts) over his two seasons at Kentucky ... was one of just six players in UK history to record 1,000 points, 500 rebounds and 140 blocks in a career ... as a sophomore, helped the Wildcats win the 2012 National Championship, while earning Second-Team All-SEC honors ... in 2010-11, was selected SEC Freshman of the Year, First-Team All-SEC and was a member of the SEC All-Freshman Team ... averaged 15.7 points and 8.8 rebounds as a freshman, leading the SEC in rebounding average and double-doubles (11), as well as ranking sixth in scoring and blocks per game (1.9 bpg).

### In Life

Born Terrence Alexander Jones on Jan. 9, 1992, in Portland, Oregon ... the most proud he is of his basketball career is making his mother, Linda, proud of him ... cousin of former Arizona All-American and NBA Rookie of the Year Damon Stoudamire ... was a McDonald's All-American out of Jefferson High School (Portland, OR) ... played high school basketball with Terrence Ross (Toronto Raptors) ... averaged 30.0 points, 14.0 rebounds and 6.0 assists as a senior, leading Jefferson High to its third consecutive State Championship, which is a feat no other 5A or 6A Oregon school had ever accomplished ... one of only three players to twice be named *The Oregonian* Class 5A Player of the Year (others: UCLA's Kevin Love and Oregon's Fred Jones) ... also played quarterback and wide receiver in football ... enjoys playing ping pong and video games ... favorite athlete while growing up was Magic Johnson.

### In Transactions

Selected by Houston with the 18<sup>th</sup> overall pick in the 2012 NBA Draft ... Rockets announced his signing on July 26, 2012.

### Jones' Career Statistics

COLLEGE YEAR	G-S	MIN	FGM-A	PCT	3FGM-A	PCT	FTM-A	PCT	REBOUNDS									
									OFF-DEF-TOT	AST	PF-D	ST	TO	BLK	TP	RPG	APG	PPG
2010-11 (UK)	38-35	1196	206-466	.442	26-79	.329	157-243	.646	92-244-336	60	91-1	43	75	72	595	8.8	1.6	15.7
2011-12 (UK)	38-34	1114	177-354	.500	16-49	.327	99-158	.627	96-176-272	51	91-3	49	62	68	469	7.2	1.3	12.3
TOTALS	76-69	2310	383-820	.467	42-128	.328	256-401	.638	188-420-608	111	182-4	92	137	140	1064	8.0	1.5	14.0



# REPUBLIC SERVICES of HOUSTON



**REPUBLIC  
SERVICES**

[www.republicservices.com](http://www.republicservices.com)

## AN ENVIRONMENTAL PARTNER YOU CAN COUNT ON



Commercial, Residential & Industrial Waste Collection & Disposal  
Recycling • Portable Toilets • Comfort Stations • Roll-Off Boxes

[republicservices.com](http://republicservices.com) • 713-726-7300

# Rookie Free Agents



## #21 Kyle Fogg

**Position:** Guard • **Height:** 6-3 • **Weight:** 188

**NBA Experience:** R

**College:** Arizona

**High School:** Brea Olinda (Brea, CA)

**Birthdate:** January 27, 1990, Brea, CA

**How Acquired:** Signed as a free agent on September 24, 2012

### In the NBA

Saw action in one game with Houston during the 2012 NBA Summer League in Las Vegas.

### In College

In four seasons at Arizona, averaged 9.6 points (.404, 193-478 3FG), 2.8 rebounds and 2.2 assists in 139 games (119 starts) ... knocked down a trey in 101 of 139 career games, including the last 29 consecutive outings ... finished his career ranked in the school's top-10 in six career statistical categories: games played (139/1<sup>st</sup>), 3-point field goals (193/T-4<sup>th</sup>), games started (119/T-5<sup>th</sup>), minutes played (3,829/7<sup>th</sup>), 3-point field goal attempts (478/8<sup>th</sup>) and 3-point field goal percentage (.404/8<sup>th</sup>) ... was 22<sup>nd</sup> all-time in points scored (1,341) ... ranked 11<sup>th</sup> in scoring (13.5 ppg) in the Pac-12 as a senior, third in 3-point field goal percentage (.444), eighth in 3-point field goals made per game (2.1) and ninth in free throw percentage (.789) ... as a senior, was named First-Team All-Pac-12 Conference, was a

member of the Pac-12 Conference All-Defensive Team, was a First-Team USBWA All-District IX pick, as well as a Pacific Life Pac-12 Conference All-Tournament Team selection ... named Pac-12 Player of the Week twice in 2011-12 (Feb. 6 and Feb. 27) ... as a junior 2010-11, was an Honorable Mention Pac-10 All-Defensive Team honoree ... also earned Honorable Mention Pac-10 All-Freshman Team accolades in 2008-09.

### In Life

Born Kyle Fogg on Jan. 27, 1990, in Brea, California ... earned his degree in May 2012 ... prepped at Brea Olinda High School, where he earned First-Team All-Century League, Second-Team All-Orange County and Second-Team All-CIF as a senior.

### In Transactions

Went undrafted in the 2012 NBA Draft ... signed by Houston as a rookie free agent on Sept. 24, 2012.

### Fogg's Career Statistics

COLLEGE YEAR	G-S	MIN	FGM-A	PCT	3FGM-A	PCT	FTM-A	PCT	REBOUNDS											
									OFF-DEF-TOT	AST	PF-D	ST	TO	BLK	TP	RPG	APG	PPG		
2008-09 (UA)	35-27	844	63-140	.450	23-60	.383	66-84	.786	30-56-86	59	58-1	30	42	2	215	2.5	1.7	6.1		
2009-10 (UA)	31-24	893	107-258	.415	48-115	.417	83-110	.755	21-75-96	68	63-3	27	66	10	345	3.1	2.2	11.1		
2010-11 (UA)	38-34	968	94-252	.373	50-141	.355	71-95	.747	6-64-70	99	87-2	30	55	9	309	1.8	2.6	8.1		
2011-12 (UA)	35-34	1124	140-333	.420	72-162	.444	120-152	.789	17-114-131	76	78-2	37	63	13	472	3.7	2.2	13.5		
<b>TOTAL</b>	<b>139-119</b>	<b>3829</b>	<b>404-983</b>	<b>.411</b>	<b>193-478</b>	<b>.404</b>	<b>340-441</b>	<b>.771</b>	<b>74-309-383</b>	<b>302</b>	<b>286-8</b>	<b>124</b>	<b>226</b>	<b>34</b>	<b>1341</b>	<b>2.8</b>	<b>2.2</b>	<b>9.6</b>		





## #14 Scott Machado

**Position:** Guard • **Height:** 6-1 • **Weight:** 205

**NBA Experience:** R

**College:** Iona

**High School:** St. Benedict's Prep (Newark, NJ)

**Birthdate:** June 8, 1990, Queens, NY

**How Acquired:** Signed as a rookie free agent on September 7, 2012

### In the NBA

Member of Houston's 2012 NBA Summer League team, where he averaged 8.0 points, a team-high 5.6 assists and 2.20 steals ... finished tied for fourth in the league in assists per game during Summer League ... dished out a game-high 10 helpers in a 113-91 win over Sacramento (7/16/12) ... closed out Summer League play by leading the Rockets in scoring with a 20-point, six-assist outing in a 96-88 victory against Chicago (7/18/12).

### In College

Averaged 12.2 points, 6.7 assists, 3.9 rebounds and 1.45 steals in 132 games (125 starts) over four seasons at Iona ... earned All-MAAC First Team honors as a junior and senior, and was named All-MAAC Second Team as a sophomore ... earned MAAC Rookie of the Year honors his freshman season ... finished as the Gaels and MAAC all-time leader in assists with 880 in his career (17<sup>th</sup> all-time in NCAA history) ... became the second player in school history (Marvin McCullough) to record 100 or more assists in each of his four seasons at Iona ... set the school single-season record with 281 assists as a junior only to break it with 327 as a senior ... also set the rookie record with 150 assists in 2008-09 ... NCAA Division I leader in assists

(9.9 apg) in 2011-12 ... also ranked first on Iona in steals (1.6 spg), second in rebounds (4.9 rpg) and third in scoring (13.6 ppg) as a senior ... earned the 2012 MAAC Player of the Year and was the Metropolitan Basketball Writers Association Haggerty Award Winner as the New York Metropolitan Area Player of the Year ... was a Bob Cousy Award Finalist in his final season and a 2012 MAAC All-Tournament Team selection ... picked up four Player of the Week accolades (Nov. 21, Nov. 28, Jan. 23 and Feb. 20) in the MAAC in 2011-12.

### In Life

Born Scott Machado on June 8, 1990, in Queens, New York ... was a marketing major in Iona's Hagan School of Business ... led St. Benedict's Prep to a 24-1 record as a senior, helping his team to a No. 1 ranking in New Jersey by the *Newark Star-Ledger* and a No. 2 ranking in the nation by *USA Today* ... as a junior, was a standout for St. Mary's High School in Manhasset, New York.

### In Transactions

Signed by Houston as a rookie free agent on Sept. 7, 2012.

### Machado's Career Statistics

COLLEGE	REBOUNDS													
	YEAR	G-S	MIN	FGM-A	PCT	3FGM-A	PCT	FTM-A	PCT	OFF-DEF-TOT	AST	PF-D	ST	TO
	2008-09 (IONA)	31-27	836	90-222	.405	15-54	.278	93-134	.694	25-79-104	150	71-0	40	104
	2009-10 (IONA)	31-29	872	117-290	.403	28-82	.341	126-159	.792	18-82-100	122	69-1	49	97
	2010-11 (IONA)	37-36	1264	167-407	.410	40-125	.320	114-169	.675	32-111-143	281	89-2	49	131
	2011-12 (IONA)	33-33	1171	155-313	.495	40-99	.404	99-122	.811	30-133-163	327	86-2	53	108
	TOTALS	132-125	4143	529-1232	.429	123-360	.342	432-584	.740	105-405-510	880	315-5	191	440



# Rookie Free Agents



## #32 Demetri McCamey

**Position:** Guard • **Height:** 6-3 • **Weight:** 200

**NBA Experience:** R

**College:** Illinois

**High School:** St. Joseph (Westchester, IL)

**Birthdate:** February 21, 1989, Bellwood, IL

**How Acquired:** Signed as a free agent on September 24, 2012

### In the NBA

Saw action in all five games with the Chicago Bulls during the 2012 NBA Summer League in Las Vegas.

### In College

Finished his four-year career at Illinois tied with Mike Tisdale for the most games played (139) in school history, was second in school annals and third in Big Ten history in assists (733), and ranked sixth on the all-time scoring list (1,718 points) ... also finished fourth in school history with 236 career 3-point field goals made ... was the only active player in the nation during 2010-11 with at least 1,600 career points and 700 career assists, becoming just the second player in Big Ten history to reach both of those milestones ... started 32 of 34 games as a senior, earning Third-Team All-Big Ten from the coaches and media ... one of 10 finalists for the Cousy Award ... ranked second in the Big Ten and 10<sup>th</sup> in the nation in assists (6.1 apg) ... led team in scoring for third straight season with an average of 14.6 points (12<sup>th</sup> in Big Ten) ... ranked third in the Big Ten in 3-point field goal percentage (.451) ... named Big Ten Co-Player of the Week (1/2/11) ... earned First-Team All-Big Ten selection by the coaches and media as a junior ... also earned 2009-10 USBWA All-District V Team and First-Team NABC All-District 7 accolades ... Illini's leading scorer with an average of 15.1 points (10<sup>th</sup> in Big Ten) ... also topped Big Ten and ranked second in the nation in assists with a school-record 7.1 assists per game ... stood as the only player in school history to total more than 1,200 career points and 500 career assists through three seasons ... was the Big Ten Co-Player of the Week (2/8/10) ... tied a 24-year-old school record with 16 assists at Purdue (2/16/10), equaling the single-game high in the NCAA in 2009-10 and tying as the fourth-highest total in Big Ten history ... as a sophomore, was a Third-

Team All-Big Ten selection by the coaches and media ... was also a Second-Team NABC All-District 7 pick in 2008-09 after leading the Illini in scoring (11.5 ppg) and standing second on the team in assists (4.6 apg) ... played in all 35 games (17 starts) as a freshman, ranking fourth on the team in scoring (8.2 ppg) and second in assists (3.3 apg).

### In International Play

Played overseas with Mersin B.B. SK of the Turkish Basketball League (2011-12) and with Hapoel J-M of the Israel-Winner League (2011-12).

### In Life

Born Demetri McCamey Jr. on Feb. 21, 1989, in Bellwood, Illinois ... nicknames are "D-Mac" and "Meechi" ... mother is Sabrina Watson ... father is Demetri McCamey Sr. ... has three brothers and one sister ... majoring in recreation, sport and tourism-recreation management at Illinois ... was a four-year varsity letterwinner at St. Joseph High School, earning First-Team All-State selection as a senior by the *Chicago Tribune* and *Chicago Sun-Times* ... favorite basketball memory as a fan was Michael Jordan's game winner to clinch the 1998 NBA championship ... favorite players are former Illini Deron Williams and Baron Davis because, "They are big-body guards who can beat you in a lot of different ways" ... was a member of the Jessie White Tumblers as a youngster ... following his freshman season at Illinois, traveled to China on a foreign tour trip with Sports Reach ministry.

### In Transactions

Went undrafted in the 2011 NBA Draft ... signed by Houston as a rookie free agent on Sept. 24, 2012.

### McCamey's Career Statistics

COLLEGE		REBOUNDS																	
YEAR	G-S	MIN	FGM-A	PCT	3FGM-A	PCT	FTM-A	PCT	OFF-DEF-TOT	AST	PF-D	ST	TO	BLK	TP	RPG	APG	PPG	
2007-08 (UI)	35-17	956	100-275	.364	50-147	.340	37-59	.627	22-79-101	115	54-0	18	87	3	287	2.9	3.3	8.2	
2008-09 (UI)	34-32	1040	140-341	.411	56-179	.313	55-72	.764	11-79-90	156	50-0	32	83	7	391	2.6	4.6	11.5	
2009-10 (UI)	36-34	1241	191-421	.454	56-164	.341	104-147	.707	17-112-129	254	90-2	53	123	5	542	3.6	7.1	15.1	
2010-11 (UI)	34-32	1137	166-367	.452	74-164	.451	92-127	.724	17-98-115	208	67-0	35	100	6	498	3.4	6.1	14.6	
TOTAL	139-115	4374	597-1404	.425	236-654	.361	288-405	.711	67-368-435	733	261-2	138	393	21	1718	3.1	5.3	12.4	



# YOUR HOME FOR THE MOST LIVE SPORTS

Awesome is having the best seat in the house for the Rockets.



Watch exclusive Rockets shows with XFINITY On Demand.™



Catch NBA action 24/7 with live games, analysis and XFINITY On Demand™ game recaps.



Watch live NBA games and shows, including *NBA Fastbreak*, *SportsCenter* and more, on your PC, tablet or smartphone.



**Proud Sponsor of the  
Houston Rockets**

**xfinity**  
the future of awesome™

Blackout and other restrictions apply. WatchESPN requires subscription to Digital Starter service (or above). Not all programming and services available in all areas. Most Live Sports available with Digital Preferred TV and WatchESPN. © 2012 Comcast. All rights reserved.

# Players in the System

## Furkan Aldemir

**Pos:** F • **Ht:** 6-10 • **Wt:** 230 • **DOB:** 8/9/91  
**Country:** Turkey (Konak)

### In the NBA

Pronunciation: four-KAHN ahl-DEE-meer ... selected by the L.A. Clippers in the second round (53<sup>rd</sup> overall) in the 2012 NBA Draft ... Houston acquired his draft rights from the L.A. Clippers on June 29, 2012, which was part of a four-team trade in which the Dallas Mavericks sent Lamar Odom to the Clippers and the draft rights to Shan Foster to the Utah Jazz ... Dallas received the draft rights to Tadija Dragicevic and a trade exception from the Jazz, as well as cash considerations from the Rockets ... Utah received Mo Williams from the Clippers.

### In International Play

Finished his fifth season in the Turkish League in 2011-12, averaging 8.3 points and 6.7 rebounds in 30 games with Galatasaray Medical Park ... selected to the 2010 Turkish All-Star Game and led the Turkish League in blocks (1.4 bpg) during the 2009-10 season ... native of Konak, Turkey, played with the Turkey Junior National Team in the 2010 and 2011 European U-20 Championship and earned All-Tournament honors in 2011 ... played with Pinar Karsiyaka from 2008-11.

## Jon Diebler

**Pos:** G/F • **Ht:** 6-6 • **Wt:** 205 • **DOB:** 6/22/88  
**College:** Ohio State

### In the NBA

Houston acquired his rights from Portland as part of a three-team trade on July 20, 2012 ... originally drafted in the second round (51<sup>st</sup> overall) by the Trail Blazers in the 2011 NBA Draft.

### In College

Averaged 10.7 points (.416, 374-900 3FG), 2.8 rebounds and 1.9 assists over his four seasons at Ohio State ... set the Big Ten record for career 3-pointers made with 374, including a school-record 10 in one game at Penn State ... picked Third-Team All-Big Ten as a senior ... led the nation in 3-point shooting in 2010-11 (.502, 114-227 3FG), setting both the Ohio State and Big Ten records for 3-pointers made.

### In International Play

Spent the 2011-12 season with Greek team Panionios.

## Axel Hervelle

**Pos:** F • **Ht:** 6-9 • **Wt:** 240 • **DOB:** 5/12/83  
**Country:** Belgium (Liège)

### In the NBA

Selected by Denver in the second round (52<sup>nd</sup> overall) of the 2005 NBA Draft ... played with the Nuggets in the 2005 Summer League ... Houston acquired his draft rights from Denver in exchange for James White on Sept. 22, 2009.

### In International Play

Has played the last three seasons with Bizkaia Bilbao Basket (Spain) after joining the club in Jan. 2010 ... participated at the 2011 European Championship ... played with Real Madrid (Spain) from the 2004-05 season through Dec. 2009 ... captured two ACB League titles (2004-05, 2006-07) and one ULEB Cup (2006-07) with Real Madrid ... played with RBC Verviers-Pepinster (Belgium) in the Belgian First Division (2000-04) before signing with Real Madrid ... spent his early basketball years with Hannut Liège ... also a member of the Belgian National Team ... played at the 2011 European Championship ... participated in the 1999 European Championship for Cadets (U-16), the 2000 European Championship for Junior Men (U-18) and the 2002 European Championship for Young Men (U-20).

## Maarty Leunen

**Pos:** F • **Ht:** 6-9 • **Wt:** 220 • **DOB:** 9/3/85  
**College:** Oregon

### In the NBA

Selected by Houston in the second round (54<sup>th</sup> overall) of the 2008 NBA Draft. **2010:** Averaged 2.6 points and 2.8 boards in five games (one start) with Houston in the 2010 NBA Summer League. **2009:** Averaged 9.8 points, 5.4 boards and 2.6 assists in five games (five starts) with the Rockets in the 2009 NBA Summer League. **2008:** Averaged 16.0 points and 4.8 boards over five games with Houston in the 2008 NBA Summer League.

### In College

Averaged 9.9 points (.503, 418-831 FG; .397, 131-330 3FG), 7.1 rebounds and 1.8 assists over his college career ... named Second-Team All-Pac-10 as a senior and earned Honorable Mention All-Conference honors as a junior ... finished collegiate career as Oregon's second all-time leader in rebounds (903) ... also ranked 17<sup>th</sup> all-time in scoring (1,259 points), seventh in steals (121) and ninth in 3-point field goal percentage (.397) ... led the Ducks in rebounds per game (9.2, fourth in Pac-10) and ranked second in scoring average (15.2) as a senior ... also ranked second in the league in 3-point field goal percentage (.492) and seventh in field goal percentage (.559).

### In International Play

Has played with Pallacanestro Cantù (Italy) for three seasons (2009-12), averaging 9.5 points and 4.8 rebounds in 37 games in 2011-12 ... in 2010-11 with Cantù, averaged 10.6 points and 6.1 rebounds in 42 contests ... in 2009-10 with Cantù, averaged 12.2 points and 5.8 rebounds in 37 outings ... saw action with Darussafaka Istanbul (Turkey) in 2008-09, averaging 12.1 points and 6.2 rebounds in 32 games ... participated as a member of Team USA at the 2007 Pan American Games and played in the 2004 Global Games.

## Players in the System

### Sergio Llull

**Pos:** G • **Ht:** 6-3 • **Wt:** 190 • **DOB:** 11/15/87  
**Country:** Spain (Mahon)

#### In the NBA

Selected by the Denver Nuggets in the second round (34<sup>th</sup> overall) of the 2009 NBA Draft ... Houston acquired his draft rights from Denver in exchange for cash considerations on June 25, 2009.

#### In International Play

Averaged 10.3 points, 3.9 assists, 1.0 steals and 24.8 minutes in 46 games with Real Madrid in 2011-12 ... won the 2012 King's Cup (Spanish National Cup) with Real Madrid ... named the 2012 King's Cup Final MVP ... earned 2011 All-Euroleague Second Team with Real Madrid ... helped Spain capture the EuroBasket title at the 2009 and 2011 FIBA European Basketball Championship ... also participated with Spain in the FIBA World Championship 2010 in Turkey ... won silver medals at the Copa del Rey and the ACB Super Cup in 2009-10 with Real Madrid ... played in his second full season with Real Madrid in 2008-09 ... joined Real Madrid late during the 2006-07 season, helping to capture the ACB League title in 2006-07 ... made his pro debut in 2005-06 with Basquet Manresa in the Spanish ACB and played for Finques Olesa in the EBA ... also competed for Basquet Manresa in the LEB through 2006-07 ... was a member of Spain's U-18 and U-20 National Teams, winning a gold medal at the U-20 European Championship in 2004 and a silver medal at the U-20 Championship in 2007.

### Brad Newley

**Pos:** G • **Ht:** 6-6 • **Wt:** 195 • **DOB:** 2/18/85  
**Country:** Australia (Adelaide)

#### In the NBA

Chosen by Houston with a second-round selection (54<sup>th</sup> overall) in the 2007 NBA Draft, which was acquired by the Rockets from Orlando for cash considerations on June 28, 2007 ... pick was originally obtained by the Magic from the Cleveland Cavaliers. **2009:** Averaged 6.8 points, 2.6 rebounds and 0.6 assists in five games (three starts) with Houston in the 2009 NBA Summer League. **2007:** Averaged 3.3 points and 3.0 rebounds in three games with the Rockets in the 2007 NBA Summer League.

#### In International Play

Joined Valencia BC (Spain) in Jan. 2012 ... signed with Lithuanian champion Lietuvos Rytas Vilnius for 2010-11 ... was a Lithuanian Basketball League All-Star in 2011 ... participated with Australia in the FIBA World Championship 2010 in Turkey ... played with Besiktas ColaTurka Istanbul (Turkey) in 2009-10, averaging 17.6 points, 4.5 rebounds and 1.3 assists in 28 Turkish League games ... averaged 10.6 points, 4.4 rebounds and 0.8 assists in 28 league games for Panellinos Athens (Greece) in 2008-09 ... in the 2008 Olympics, averaged 12.7 points, 2.5 rebounds and 1.3 assists ... played with Panionios Athens (Greece) in 2007-08 ... averaged 19.2 points per game over the previous three seasons with the Townsville Crocodiles in the NBL, which is Australia's premier professional basketball league ... in 2006-07, averaged 22.4 points, 5.4 rebounds and 3.2 assists to earn Second-Team All-NBL honors ... also collected 2005 NBL Rookie of the Year and Best Sixth Man honors, becoming the first player in league history to win both awards ... selected to the 2005 and 2006 NBL All-Star Games, winning MVP honors in 2005 after recording 35 points, seven assists and four rebounds ... averaged 12.7 points (.571, 28-49 FG; .450, 9-20 3FG) in six games played with Australia during the 2008 Beijing Olympic Games ... also played with the Australian National Team at the 2006 World Championships held in Japan, averaging 8.2 points in six games.



THE NEW HOME OF


ROCKETS

BASKETBALL

HEAR ALL  
OF THE ACTION ON

***SPORTSTALK***

**790**  
AM



[www.sports790.com](http://www.sports790.com)

# *The Business Team*



# Rockets Business Team

## Marcus Jolibois

### Chief Financial Officer

Marcus Jolibois is in his 19<sup>th</sup> season as the organization's Chief Financial Officer. He oversees all accounting, financial and administrative operations for the Houston Rockets and Toyota Center. In addition, Jolibois is responsible for the development and maintenance of the organization's data and information systems.

Jolibois also oversees the financial and administrative operations of the Clutch City Foundation, the non-profit charitable foundation established by Owner Leslie Alexander. He is also a member of the Senior Management Team for the Rockets and Toyota Center.

A 1981 graduate of Gonzaga University in Spokane, Washington, Jolibois joined the Rockets staff on November 15, 1994, after working for eight years at Levitz, Zacks and Ciceric in San Diego, California. He served as the audit manager for the firm from 1986-94. Prior to his time with Levitz, Zacks and Ciceric, Jolibois worked for two years as an operational and financial auditor for a Fortune 50 Company in San Diego. From 1981-84, he began his accounting career with Peterson, Sullivan, and Co. in Seattle.

Jolibois, a native of Tacoma, Washington, and his wife, Diane, live in The Woodlands with their four sons, Andrew, Connor, Scott and Luke.



## Scott Andrews

### Vice President & Chief Strategy Officer

Scott Andrews is in his first season as the organization's Vice President & Chief Strategy Officer. He oversees all aspects of business strategy and market research, team marketing and brand development, promotions, advertising, digital and social media marketing, game presentation, as well as the Rockets retail organization.

Andrews joined the Rockets after a 14-year career in the casino gaming industry, most of that time with Harrah's Entertainment (now Caesars Entertainment) in Las Vegas – the world's largest gaming company. Andrews had a number of positions at Harrah's, most recently Vice President of Marketing for the western division. In that role Andrews, was responsible for providing all strategic and operational direction to marketing across twelve casino properties in the U.S. and abroad. His responsibilities included relationship marketing, internet and e-mail strategy, direct mail, casino VIP marketing, special events and promotions, brand management and revenue/pricing management. Andrews also worked for Penn National Gaming's M Resort as Chief Marketing Officer. Prior to his time in gaming, Scott spent four years as a management consultant in Cambridge, Massachusetts with Integral, Inc.

Andrews graduated from Brown University with a dual bachelor's degree in economics and political science in 1992, and earned his MBA from The Tuck School at Dartmouth College in 1998.

A native of Medfield, Massachusetts, Andrews resides in downtown Houston with his wife, Rana.



## Gretchen Sheirr

### Vice President of Sales & Services

Gretchen Sheirr is entering her 12<sup>th</sup> season with the Houston Rockets. As Vice President of Sales & Service, Sheirr's duties include the development of creative sales strategies and service practices for customer retention and new business generation, supervision of the suite sales and activation, ticket sales and service, and box office teams, as well as the integration of all ticketed related events and promotions. She is also a member of the Senior Management Team.

Sheirr joined the organization in July 2001 as a season ticket account executive and then spent two seasons developing the Inside-Sales Department for the Rockets before moving into the role of Senior Director of Ticket Sales for six years. Prior to the Rockets, Sheirr worked in indoor soccer with the Houston Hotshots and with Game Face Inc. in Portland, Oregon.

A native of Spring, Texas, Sheirr graduated from Louisiana State University in Baton Rouge with a degree in marketing. She also was a four-year letterwinner as a diver for LSU. Gretchen was elected and currently serves on the Baylor Sports Sponsorship & Sales Advisory Board. She and her husband, Ken, live in The Woodlands with their twins, Jordan and Zachary.



## Rockets Business Team

### Rafael Stone

#### General Counsel

Rafael Stone is in his ninth season as General Counsel of the Houston Rockets and Toyota Center. He is responsible for all legal matters concerning business, building and team operations. His major areas of focus include legal matters for Toyota Center, television and radio agreements, community relations, sponsorship agreements, intellectual property matters, human resources matters, risk management, and compliance with league rules. In addition, Stone assists the basketball operations staff with the management of legal issues relating to the team. He is also a member of the organization's Senior Management Team.

Prior to joining the Rockets and Toyota Center, Stone practiced in Dewey Ballantine LLP's mergers and acquisitions and capital markets group. While with Dewey Ballantine, Stone represented acquirers, targets, investment banks, investors and issuers in numerous acquisitions and financings.

A native of Seattle, Washington, Stone received a bachelor's degree in history and political science from Williams College in 1994 and graduated from Stanford Law School in 1997. He also played varsity basketball at Williams College for four years. Stone presently resides in Houston with his wife, Felicia, and their three children.



### Tilman J. Fertitta

#### Advisory Director

Tilman Fertitta is the sole owner, Chairman, CEO of Landry's, Inc., one of America's leading casual dining, entertainment, gaming and hospitality companies. Landry's is the nation's largest privately held restaurant, entertainment and gaming company owned by one individual and has combined revenues and assets of over \$4 billion. The Company operates over 400 properties in 34 states and a number of international properties. Landry's is also one of the country's largest employers with over 50,000 active employees. Landry's owns and operates several notable restaurant chains, including McCormick & Schmick's, Chart House, Landry's Seafood House, Rainforest Café, Saltgrass Steakhouse, Bubba Gump Shrimp Company, Claim Jumper, as well as the Signature Series: Morton's Steakhouse, Oceanaire, Vic & Anthony's, Brenner's Steakhouse, Grotto, La Griglia and Willie G's. Landry's also operates numerous gaming, hospitality and entertainment venues, including the Golden Nugget Hotel & Casino in Las Vegas and Laughlin, Nevada, and Atlantic City, the San Luis Resort, Inn at the Ball Park, Galveston Island Historic Pleasure Pier, The Kemah Boardwalk, Downtown Aquarium Houston and Denver, and the Towers of Americas in San Antonio, Texas are just a few of Landry's projects.

Fertitta and Landry's have been featured in every financial and industry publication from *The Wall Street Journal* to *Forbes* to *Nation's Restaurant News*. Fertitta has appeared on numerous national business programs and has been a featured speaker at many hospitality conferences and seminars, and is one of the foremost authorities in the restaurant, entertainment and hospitality fields.

Fertitta's many personal honors include – Entrepreneur of the Year Award from Ernst & Young and was the second-youngest inductee into the Texas Business Hall of Fame.

Fertitta devotes a substantial amount of time to civic service and currently serves as Chairman of the Houston Children's Charity and the Houston Police Foundation. He also serves on the following boards: Texas Heart Institute, Houston Museum of Fine Arts, Greater Houston Partnership and the University of Houston Board of Regents. He and his wife, Paige, live in Houston with their four children.



## Rockets Business Team

### Michael S. Goldberg

#### Outside Counsel – Baker & Botts L.L.P.

Michael S. Goldberg, senior partner in the Houston office of Baker Botts L.L.P., begins his 19<sup>th</sup> year with the Houston Rockets. Goldberg has drawn upon his diversified, international practice to advise the organization in both basketball and business operations. His responsibilities have included leading the Rockets in negotiations for the construction of Toyota Center, negotiations with the relevant Chinese officials regarding the signing of Yao Ming and negotiations of players' and coaches' contracts.

A native Houstonian, Goldberg remains active in the Houston community. He has tutored second graders in the Fifth Ward, coached various youth sports teams and is immediate past Chairman of Holocaust Museum Houston. He also supports Baker Botts' sponsorships of various United Way Agency events and projects.

Goldberg graduated *magna cum laude*, with Phi Beta Kappa honors, from Rice University in 1979 and received his J.D., with honors, from The University of Texas School of Law in 1982. Goldberg and his wife, Carol, have three children, Melissa, Matthew, and Jonathan.

Goldberg serves as chair of the international dispute resolution section of Baker Botts L.L.P., a leading international law firm with offices in Abu Dhabi, Austin, Beijing, Brussels, Dallas, Dubai, Hong Kong, Houston, London, Moscow, New York, Palo Alto, Riyadh and Washington. With approximately 725 lawyers, Baker Botts provides a full spectrum of legal services to regional, national and international clients.



### Scott Manley

#### Assistant General Manager of Toyota Center/ Senior Director of Arena Operations

Scott Manley enters his 10<sup>th</sup> season with Toyota Center and his third as Assistant General Manager of Toyota Center/Senior Director of Arena Operations. In his role, Manley is charged with overseeing all aspects of arena and facility operations, guest relations and security services. Manley, who joined the team in May 2003 as Guest Services Manager, also served as Director of Event Operations where he oversaw all aspects of event and guest services.

Prior to joining the Rockets, Manley spent two seasons with the Carolina Panthers as an event staffing contractor. He also spent five years doing event contracting for multiple venues throughout North Carolina and South Carolina.

Manley graduated from the University of North Carolina-Charlotte with a degree in sociology. Manley resides in his hometown of Houston with his wife, Cami and his son, Cole.



### Amanda Strudler-Mann

#### Assistant General Manager of Toyota Center/ Senior Director of Booking and Event Operations

Amanda Strudler-Mann begins her eighth season with the organization. As Assistant General Manager of Toyota Center/Senior Director of Booking and Event Operations, Strudler-Mann oversees all Toyota Center booking, event services and event marketing, as well as serving as a liaison with Levy Restaurants – concessionaire to Toyota Center. Since joining the organization in Jan. 2006, her responsibilities have included the booking, marketing, communications, third-party sponsorship and group sales of Toyota Center concerts, family shows and other specialty events.

Prior to joining the organization, Strudler-Mann was a concert promoter for Clear Channel Entertainment (Pace Concerts, Ltd.) for five years. During her time with Pace, Strudler-Mann booked various venues, including theaters, arenas and amphitheaters throughout Texas, Oklahoma, Louisiana, Mississippi and Arkansas.

A native Houstonian, Strudler-Mann graduated from Kingwood High School. She received her bachelor's degree in computer science and mathematics from the School of Engineering at Vanderbilt University.





## Rockets Business Team



**Joel Blank**  
Director of  
Broadcasting



**Chris Costa**  
Director of  
Ticket Services



**Sarah Gibson**  
Director of Suite  
Activation &  
Development



**Kristen Harper**  
Director of  
Human Resources



**Kara Infante**  
Director of Retail  
Development &  
Operations



**Sarah Joseph**  
Director of  
Community Relations



**Larry Kaiser**  
Senior Director  
of Finance



**Dawn Keen**  
Director of  
Corporate Partner  
Services



**José Lopez**  
Creative  
Director



**Nelson Luis**  
Director of  
Media Relations



**Eric Marglous**  
Director of  
Ticket Operations



**Greg Poole**  
Director of  
Facility Operations



**Bryant Savage**  
Director of Security  
& Guest Services



**Mike Schnieders**  
Director of  
Corporate Sales



**Ken Sheirr**  
Senior Director of  
Marketing Operations



**Doug Swan**  
Director of Scoreboard  
Operations



**Hillary Thomas**  
Director of  
Event Operations



**Okpara Young**  
Director of IT



**Geno Zicarelli**  
Director of  
Corporate Sales



**Rob Zuer**  
Director of  
Ticket Sales

# Rockets Business Team



**Joe Abercrombie**  
Production/Producer  
Senior Manager



**Jim Adessa**  
Production  
Manager



**Courtney Aldrich**  
Suite Services  
Executive



**Don Allen**  
Building  
Carpenter



**Eddie Allen**  
Facility Services  
Event Staff



**Natalie Alvarado**  
Dance Coach &  
Choreographer



**Inmar Alvarez**  
Facility Services  
Asst. Supervisor



**Barbara Arnold**  
Executive Assistant  
to Owner & CEO



**Paul Avalos**  
Security  
Officer



**Tajma Baker**  
Building  
Operator



**Sandra Banks**  
Senior  
Receptionist



**Bill Baptist**  
Team  
Photographer



**Jaylan Barnes**  
Ticket Sales  
Account Executive



**Andre Barron**  
Security  
Account Executive



**Leilani Borbon**  
Promotions  
Senior Coordinator



**Laura Bosche**  
Payroll  
Coordinator



**Robert Boudwin**  
Mascot  
Event Specialist



**Jerry Burke**  
Ticket Sales  
Account Executive



**David Casarez**  
Security  
Officer



**Juan Castillo**  
Facility Services  
Supervisor



**Geraldine Chell**  
Business & Travel  
Coordinator



**Roderick Collins**  
Lead  
Operator



**Andrew Cornutt**  
Group Sales  
Account Executive



**Robert Daff**  
Shift Security  
Supervisor



**Terra'nce Daniels**  
Video Production  
Coordinator

## Rockets Business Team



**Brittany Darrington**  
Suite Sales  
Executive



**Dominic Davila**  
Mascot  
Coordinator



**Tavares Davis**  
Web  
Developer



**Diana Del Real**  
Staff  
Accountant



**Theresa Dibrell**  
Box Office  
Supervisor



**Matt Dingas**  
Corporate Services  
Coordinator



**Vanessa Dominguez**  
Ticket Operations  
Coordinator



**John Donovan**  
Group Sales Senior  
Account Executive



**Michael Drummond**  
Security  
Manager



**Kevin Duerr**  
Premium Sales  
Executive



**Patrick Dumana**  
Quality Control  
Coordinator



**Hai Duong**  
Community Relations  
Senior Coordinator



**Justin Fahsbender**  
Suite Sales  
Consultant



**Sue Feng**  
Finance  
Manager



**Troy Ford**  
Maintenance  
Supervisor



**Scott Foulkrod**  
Audio/Visual  
Manager



**Kenya Freeman**  
Facility Services  
Event Staff



**Jason Friedman**  
Rockets.com  
Writer/Reporter



**Eloise Gamez**  
Accounts Payable  
Coordinator



**Cris Garthe**  
Group Sales  
Manager



**Evan Gelber**  
Team  
Videographer



**Megan Gilchrist**  
Staff  
Accountant



**Terri Glenn**  
Administrative  
Services Manager



**Eddie Gonzalez**  
Ticket Sales Senior  
Account Executive



**Matt Goodwin**  
Suite Sales  
Executive

# Rockets Business Team



**Rachel Gottschalk**  
Corporate Services  
Senior Manager



**Alex Guajardo**  
Building  
Operator



**Lisa Gudino**  
Marketing Operations  
Coordinator



**Joelle Hardin**  
Group Sales  
Account Executive



**Ragnar Hartzheim**  
Ticket Sales  
Account Executive



**Peggy Hau**  
Associate  
Counsel



**Cody Haynes**  
Premium Sales  
Executive



**Marcellus Henderson**  
Lead  
Carpenter



**Leo Herrera**  
Systems  
Administrator



**Tracey Hughes**  
Media & Player  
Relations  
Senior Manager



**Danny Jackson**  
Telecommunications  
Supervisor



**Louisa James**  
Guest Services  
Coordinator



**Sonia Jethva**  
Human Resources  
Coordinator



**Byron Johnson**  
Event Services  
Coordinator



**Stephen Jones**  
Ticket Services  
Executive



**April Josey**  
Suite Sales  
Manager



**Clarence Kirby**  
Shift Security  
Supervisor



**Heather Kogler**  
Corporate Services  
Manager



**Jonathan Kornblith**  
Game Operations &  
Events Senior  
Manager



**Adam Levinson**  
Corporate Services  
Manager



**Winston Lin**  
Business Strategy  
Senior Manager



**Elizabeth Lloyd**  
Ticket Sales  
Account Executive



**Pamela Lott**  
Retail Operations  
Coordinator



**Mandy Love Walsh**  
Event Marketing  
Manager



**Tamara Lupo**  
Corporate Services  
Senior Manager

# Rockets Business Team



**Leticia Magana**  
Executive  
Assistant



**Jackie Maldonado**  
Game Presentation  
Manager



**Dawn Malone**  
Event & Suite  
Sales Executive



**Kristine Mansour**  
Corporate Sales  
Manager



**Chrystal Martin**  
Ticket Operations  
Representative



**Josh Massey**  
Group Sales  
Account Executive



**Hannah Matthews**  
Corporate Services  
Coordinator



**Cyrus Mitchell**  
Facility Services  
Event Staff



**Noelia Montero**  
Employment  
Coordinator



**Michael Moore**  
Administrative  
Services  
Coordinator



**Brandon Moss**  
Premium Accounts  
Manager



**Mike Muse**  
Facility Services  
Supervisor



**Robert Nellis**  
Lead Security  
Officer



**Cortez Nichols**  
Suite Services  
Executive



**Daniel O'Malley**  
Building  
Electrician



**Andrea Palacios**  
Group Sales  
Coordinator



**Joel Poff**  
Maintenance  
Electrician



**Edgar Portillo**  
Chief  
Engineer



**Brandon Preece**  
Ticket Sales  
Executive



**Paul Purczynski**  
Building  
Operator



**Josh Randall**  
Group Sales  
Account Executive



**Grace Renteria**  
Retail Operations  
Manager



**Lindsay Riley**  
Ticket Sales & Services  
Coordinator



**Jesse Salazar**  
Season Ticket  
Sales Manager



**Bob Schranz**  
Media Services  
Senior Manager

## Rockets Business Team



**Carlos Sepulveda**  
Facility Services  
Manager



**Chad Shanks**  
E-Marketing  
Coordinator



**Ben Sledge**  
Broadcast  
Editor



**Kelsey Smith**  
Ticket Services  
Executive



**Mark Smith**  
Inside Sales  
Assistant Manager



**Nicolas Somoano**  
Finance  
Manager - CCS&E



**Jessica Spangle**  
Guest Services  
Manager



**John Paul Stevenson**  
Rockets  
PA Announcer



**Paul Suarez**  
E-Marketing  
Senior Manager



**Michael Sun**  
Graphic  
Designer



**Cara Tamburello**  
Ticket Services  
Executive



**Matthew Tape**  
Video Production  
Coordinator



**Chrislord Templonuevo**  
Promotions  
Coordinator



**Donna Thompson**  
Security  
Officer



**Tommie Tillman**  
Security  
Officer



**Gene Tinner**  
Box Office  
Supervisor



**Rebecca Traylor**  
Event Services  
Coordinator



**Cathy Veniegas**  
Group Sales Senior  
Account Executive



**Chris Walker**  
Audio/Visual  
Coordinator



**Calvin Washington**  
Ticket Operations  
Manager



**Marc Williams**  
Suite Sales  
Executive



**Leroy Woollett**  
Security  
Officer



**Shelita Young**  
Ticket Services  
Executive



**Andi Zambrano**  
Event Marketing  
Coordinator



**Devin Zaring**  
Building  
Operator

# One Team

## Mission Statement

We are One Team committed to creating championship-caliber experiences for our fans, our partners and our employees both on the court and throughout the Houston community.

## One Team All-Star

One Team All-Stars are those team members that have been recognized for consistently delivering excellence in job performance. These team members repeatedly reinforce the core behaviors of the organization: Passion, Accountability, Customer Focus and Teamwork.

### 2005

Joe Abercrombie  
Sandra Banks  
Dominic Davila  
Greg Poole  
Mike Schnieders

### 2006

Juan Castillo  
José Lopez  
Eric Marglous  
Eloise Gamez  
Jerry Burke  
Anthony Lopez  
Bryant Savage

### 2007

Carlos Sepulveda  
Bob Schranz  
Hillary Thomas  
Calvin Washington  
Hai Duong  
Eddie Romero  
Barbara Arnold

### 2008

Paul Suarez  
Scott Foulkrod  
Chrystal Martin  
Shelita Young  
April Josey  
Jimmy Coatsworth  
Roderick Collins  
Joel Poff



### 2009

Jim Adessa  
Peggy Hau  
Clarence Kirby  
Tamara Lupo  
Laura Ortiz  
Jessica Spangle  
Cara Tamburello  
Chrislord Templonuevo

### 2010

Dawn Keen  
Xiomara Urias Pena  
Rob Zuer  
Geraldine Chell  
Michael Drummond  
Nicolas Somoano  
Jackie Maldonado  
Heather Radow  
Terra'nce Daniels

### 2011

Elizabeth Lloyd  
Theresa Dibrell  
Tommie Tillman  
Rachel Gottschalk  
Lindsay Riley  
Tracey Hughes  
Jason Friedman

### 2012

Michael Sun  
Vanessa Dominguez

## Rockets Entertainers



### Clutch "The Rockets Bear"

Since bursting onto the scene in 1995, Clutch the Bear has become one of the most celebrated mascots in sports. With his imaginative skits and mischievous antics, Clutch personifies NBA entertainment at its best. Clutch also enjoys inspiring Houston youth to make future-oriented decisions by performing over 100 annual Building A Future Elementary School Shows.

Clutch is the Houston Rockets number one fan and can be seen cheering on his team at all Rockets home games. Whether he is creating impromptu comedy, cheerleading, signing autographs, dancing with the Power Dancers, doling out hugs, or performing on-court skits, Clutch is always a fan favorite. While Clutch loves entertaining fans at Toyota Center, he also makes close to 300 appearances each year, visiting fans in Houston and around the world. In addition to being an accomplished performer, the character has also authored five children's books, which are distributed at school shows and appearances city-wide. Clutch was named the first-ever NBA Mascot of the Year in 2005 and was inducted into the Mascot Hall of Fame in 2006. In Feb. 2009, Clutch had a story published in *Chicken Soup for the Soul: Inside Basketball*, which is available in bookstores nationwide. This ostentatious Houston icon also brought home back-to-back NBA Mascot Leadership Awards in 2009 and 2010. Beginning in Aug. 2010, Clutch has hosted an annual Mascot Camp at Toyota Center, which is attended by 30-plus mascot performers from the high school, collegiate, minor league, corporate and professional ranks. Among other topics, the performer coaches on character development, improvisational skills, non-verbal storytelling and sketch writing. In addition to scores of Rockets Community Service events and projects, Clutch is heavily involved with and a spokesperson for the United Way of Greater Houston and Life Gift, which is an organ donor awareness organization.

Clutch is equally entertaining in front of an arena filled with tens of thousands of fans, a school cafeteria filled with hundreds of students, a meeting room filled with a 100 business people, or a living room filled with 10 kids. Perfect for every occasion where fun is the agenda, Clutch is available for your next function. You can schedule Clutch for an appearance by calling (713) 758-7347.

### Rockets Power Dancers

The Rockets Power Dancers have long been fan favorites at Rockets games and in the Greater Houston area for their tremendous energy, hard-hitting routines and love for the game. This world-class group of dancers has inspired Rockets fans in rooting for the home team since the 1994-95 season. The team comprised of business professionals and students perform at all home games and at numerous community, corporate and private events. The dancers join with the Rockets players, coaches and business team to help make a difference in the lives of children in the local community. In addition to the time they spend with fans at local events, in recent years, the dancers have been proud to represent the Rockets at the NBA All-Star Game, as well as at international events throughout mainland China, Hong Kong, the Philippines, Taiwan, Bosnia, Kosovo and the United Kingdom. These versatile ladies have been featured on SportsCenter, CNN, Fox and FSN, as well as in *Sports Illustrated*, *Maxim* and *Complex* magazines.





## Rockets Entertainers

The Rockets Power Dancers are led by Dance Coach & Choreographer Natalie Alvarado. This former seven-year member of RPD also toured the nation as a music performer with Universal Records. Her self-titled debut album *"Natalie"* premiered at No. 16 on the *Billboard* Top-200 Charts.

### Rockets Entertainers

#### Rockets Launch Crew

The Rockets Launch Crew took off in 2004-05 and hasn't looked back. This group of talented tumblers, breakers, pop lockers, cheer stunts and jump ropers are the best in the business. You can see them performing explosive routines, running flags across the court, throwing t-shirts to fans, and helping with on-court contests, all while bringing their special brand of spirit. The Launch Crew team members show their skills at home games, performing during timeouts and energizing the crowd at key moments in the game. They also make numerous community and corporate appearances throughout the year.

#### Rockets Little Dippers Dance Team

The Little Dippers are the cutest addition to Rockets game entertainment. This coed squad of talented kids, ages 6-14, debuted in 2006-07 and was an immediate hit. The group of all-star kids from all over Houston perform hip-hop and novelty dance routines at weekend and special games throughout the year. Their energetic performances include tumbling, stunting and breaking, as well as dance – always bring the crowd to its feet. The Little Dippers also love to participate in the entire Rockets game experience, whether greeting fans as they enter Toyota Center or helping with contests and giveaways throughout the game.

#### Rockets Space City Seniors

The Space City Seniors are another performance group for the Rockets. Consisting of several "young at heart" retirees, these seniors wow Toyota Center crowds on a regular basis with their current and old-school hip hop moves. Their high energy and enthusiasm for dance and the Rockets are unmatched in the NBA.



Entertainers



Front Row (L-R): Alyssa, Rachel, Kelsey, Erica, Scarlett, Jermani and Kayci.

Back Row (Standing, L-R): Ebony, Alysse, Dani, Laura, Paige, Miriam, Danielle and Dance Coach & Choreographer Natalie Alvarado.

# Houston Media Outlets

## Print

### HOUSTON CHRONICLE

801 Texas Avenue  
Houston, TX 77002  
Main Number: (713) 362-7171  
Sports: (713) 362-7891  
Fax: (713) 362-7866  
Internet Address: www.chron.com  
Beat Writer: Jonathan Feigen;  
Sports Editor: Nick Mathews;  
Deputy Sports Editor: Reid  
Laymance; High School Sports  
Coordinator: Jenny Dial;  
Assistant Sports Editor: Steve  
Schaeffer; Columnists: Randy  
Harvey, Jerome Solomon;  
General Assignment: Dale  
Robertson; Sports TV-Radio/  
Olympics: David Barron;  
Deputy Managing Editor/News:  
Dan Cunningham; Photo Editor:  
Steve Gonzales; Business  
Section Editor: Laura Goldberg;  
Deputy Managing Editor/  
Features: Kyrie O'Connor;  
Deputy Managing Editor/News:  
George Haj; Deputy Metro Editor/  
Print: Tony Freemantle. Chronicle  
Staff E-Mail: first name.last  
name@chron.com

### ASSOCIATED PRESS

16945 Northchase Dr.,  
Suite 2110  
Houston, TX 77060  
Main Number: (281) 872-8900  
Fax: (281) 872-9988  
Beat Writer: Chris Duncan

### AUSTIN-AMERICAN STATESMAN

305 South Congress Avenue  
Austin, TX 78704  
Main Number: (512) 445-3500  
Sports: (512) 445-3677  
Fax: (512) 445-3868

### BAYTOWN SUN

1301 Memorial Drive  
Baytown, TX 77520  
Main Number: (281) 422-8302  
Fax: (281) 427-6283

### BEAUMONT ENTERPRISE

380 Main Street, P.O. Box 3071  
Beaumont, TX 77704  
Sports: (409) 833-3311, Ext. 806  
Fax: (409) 880-0757

### LA SUBASTA

6120 Tarneff, Suite 110  
Houston, TX 77074  
Main Number: (713) 777-1010  
Fax: (713) 772-8999

### GALVESTON COUNTY DAILY NEWS

8522 Teichman Road  
P.O. Box 628  
Galveston, TX 77553  
Sports: (409) 683-5242  
Fax: (409) 740-3421  
Sports Editor: Jordan Godwin

### HOUSTON BUSINESS JOURNAL

1233 West Loop South  
Suite 1300  
Houston, TX 77027  
Main Number: (713) 688-8811  
Fax: (713) 963-0482

### HOUSTON DEFENDER

12401 South Post Oak  
Suite 223  
Houston, TX 77045  
Main Number: (713) 663-6996  
Fax: (713) 663-7116

### HOUSTON FORWARD TIMES

P.O. Box 8346  
Houston, TX 77288  
Main Number: (713) 526-4727  
Fax: (713) 526-3170

### PORT ARTHUR NEWS

3501 Turtle Creek Dr.  
P.O. Box 789  
Port Arthur, TX 77642  
Main Number: (409) 729-6397  
Fax Number: (409) 724-6849  
E-Mail: panews@panews.com

### WORLD JOURNAL (Chinese Daily News)

5855 Sovereign, Suite C  
Houston, TX 77036  
Main Number: (713) 771-4363  
Fax: (713) 270-8222

## Radio

### KBME 790 AM/KTRH 740 AM

2000 West Loop South, Suite 300  
Houston, TX 77027  
Sports: (713) 212-8000/8845  
Fax: (713) 212-8957  
Operations Manager: Bryan  
Erickson; Assistant Program  
Director: Chris Gordy; Staff:  
Dylan Gwinn, Matt Jackson, N.D.  
Kalu, Greg Koch, Charlie Pallilo,  
Matt Thomas, Adam Wexler,  
Lance Zierlein; Producers:  
Michael Connor, Ross Villarreal

### ASIAN SOUTHWEST MEDIA/ SAIGON TEX NEWS

3525 Sage, Suite 509  
Houston, TX 77056  
Main Number: (713) 626-2600  
Fax: (713) 626-9232  
Sports Director: Barry Warner

### KBXX 97.9 FM

24 Greenway Plaza, Suite 900  
Houston, TX 77046  
Main Number: (713) 623-2108  
Fax: (713) 300-5763

### KCOH 1430 AM

5011 Almeda  
Houston, TX 77004  
Main Number: (713) 522-1001  
Fax: (713) 521-0769  
Sports Director: Ralph Cooper

### KEYH 850 AM

Liberman Broadcasting - Houston  
3000 Bering Drive  
Houston, TX 77057  
Main Number: (713) 315-3400

### KFNC ESPN 97.5 FM

9801 Westheimer, Suite 700  
Houston, TX 77042  
Main Number: (713) 266-1000  
Fax: (713) 954-2344  
Program Director: Dave Tepper;  
Staff: Anson Ainsworth, Carl  
Dukes, Fred Faour, A.J.  
Hoffman; Reporter: David Dalati;  
Producers: Michael Carrell,  
Jong Lee

### KGLK 107.5 FM

1990 Post Oak Blvd., Suite 2300  
Houston, TX 77056  
Main Number: (713) 963-1200  
Fax: (713) 622-5457

### KGOV 1560 AM/

### YAHOO! SPORTS RADIO

5353 West Alabama, Suite 415  
Houston, TX 77056  
Main Number: (713) 479-5300  
Fax: (713) 479-5333  
Program Director: Craig Larson;  
Executive Producer: Josh Vexler;  
Staff: John Granato, Adam  
Clanton, John Harris, Richard  
Justice, David Nuño, Sean  
Pendergast, Travis Rodgers,  
Craig Shemon, John Wessling;  
Producer/Reporter: Del Olaleye;  
Reporters: Juan Beltran,  
Albert Cenicerros, Cade Rhoden,  
Brandon Strange

### KHMX 96.5 FM

24 E. Greenway Plaza, Suite 1900  
Houston, TX 77046  
Main Number: (713) 881-5100  
Fax: (713) 881-5950

### KIKK 650 AM

24 E. Greenway Plaza, Suite 1900  
Houston, TX 77046  
Main Number: (713) 881-5100  
Fax: (713) 881-5950

### KILT 610 AM/100.3 FM

24 E. Greenway Plaza, Suite 1900  
Houston, TX 77046  
Main Number: (713) 881-5100  
Fax: (713) 881-5499  
Program Director: Gavin Spittle;  
Sports Director: Robert Henslee;  
Staff: Brad Davies, Josh Innes,  
John Lopez, Rich Lord, Mike  
Meltzer, Brian Straw, Barry  
Warner, Nick Wright; Reporter:  
Dan Mathews; Producers: John  
Cassio, Chris Jones

### KKBQ 92.9 FM

1990 Post Oak Blvd., Suite 2300  
Houston, TX 77056  
Main Number: (713) 963-1200  
Fax: (713) 622-5457

# Houston Media Outlets

## KKRW 93.7 FM

2000 West Loop South, Suite 300  
Houston, TX 77027  
Main Number: (713) 212-8000  
Fax: (713) 212-8937

## KLAT 1010 AM

5100 Southwest Freeway  
Houston, TX 77056  
Main Number: (713) 965-2400  
Fax: (713) 965-2401

## KLOL 101.1 FM

24 E. Greenway Plaza, Suite 1900  
Houston, TX 77046  
Main Number: (713) 881-5100  
Fax: (713) 881-5950

## KMJQ 102.1 FM

24 E. Greenway Plaza, Suite 900  
Houston, TX 77046  
Main Number: (713) 623-2108  
Fax: (713) 300-5764

## KODA 99.1

2000 West Loop South, Suite 300  
Houston, TX 77027  
Main Number: (713) 212-8000  
Fax: (713) 212-8991

## KRBE 104.1 FM

9801 Westheimer, Suite 700  
Houston, TX 77042  
Main Number: (713) 266-1000  
Fax: (713) 954-2344

## KROI 92.1 FM/NEWS 92 FM

24 Greenway Plaza, Suite 900  
Houston, TX 77046  
Main Number: (713) 622-6397  
Sports Editor: Craig Roberts;  
Staff: Matt Sampsell, Jorge Vargas

## KTBB 94.5 FM

2000 West Loop South, Suite 300  
Houston, TX 77027  
Main Number: (713) 212-8000  
Fax: (713) 212-8945

## KXYZ 1320 AM

Texas Chinese Radio  
1782 W. Sam Houston Pkwy.  
North Houston, TX 77043  
Main Number: (713) 490-2538

## KYST 920 AM

7322 Southwest Freeway  
Houston, TX 77074  
Main Number: (713) 771-7995  
Fax: (713) 779-1661

## Television

### KPRC-TV NBC-2

8181 Southwest Freeway  
Houston, TX 77074  
Main Number: (713) 778-0065  
Sports: (713) 778-4986  
Fax: (713) 778-8970  
Sports Director: Randy McIlvoy;  
Staff: Nick Giovanni, Kyle Montgomery

## KHOU-TV CBS-11

1945 Allen Parkway  
Houston, TX 77019  
Main Number: (713) 526-1111  
Fax: (713) 520-7763  
Sports Director: Butch Alsandor;  
Staff: Matt Musil, Daniel Gotera;  
Photographers: George Jensen,  
Bob Luna

## KTRK-TV ABC-13

3310 Bissonnet  
Houston, TX 77005  
Main Number: (713) 666-0713  
Fax: (713) 663-4648  
Sports Directors: Bob Allen, Greg Bailey;  
Staff: Tim Melton, Bob Slovak;  
Producer/Editor: Joe Gleason;  
Weekend Producer/Editor: Alex Radow.  
Photographer: Mike Menchaca

## KRIV-TV FOX-26/KTXH-TV my20

4261 Southwest Freeway  
Houston, TX 77027  
Main Number: (713) 479-2801  
Fax: (713) 479-2859  
Sports Director: Mark Berman;  
Staff: Keith Calkins;  
Photographers: Doug Biggers,  
Richard Valdez

## KIAH-TV Ch-39 NEWSFIX

7700 Westpark Drive  
Houston, TX 77063  
Main Number: (713) 781-3939  
Fax: (713) 787-0528  
Managing Editor: Steve Mark;  
Reporter: Phil Jean; Assignment Managers: Crystal Solomon, Joe McGinty; Photographers: Wladimir Moquete, Charles Hobson

## KXLN-TV Univision-45

5100 Southwest Freeway  
Houston, TX 77056  
Main Number: (713) 662-4545  
Fax: (713) 965-2604  
Staff: Felipe Valenzuela, Enrique Gonzalez

## KTMD-TV Telemundo-47

1235 North Loop West, Suite 125  
Houston, TX 77008  
Main Number: (713) 974-4848  
Fax: (713) 266-6397  
Staff: Rey Chávez

## KUBE-TV THE KUBE-57

2401 Fountainview, Suite 300  
Houston, TX 77057  
Main Number: (713) 467-5757  
Sports Director: Todd Freed;  
Staff: Brooke Bentley;  
Photographer: Keith Jackson

## COMCAST SPORTSNET HOUSTON

1201 San Jacinto, Suite 200  
Houston, TX 77002  
President & GM: Matt Hutchings;  
V.P. Production/Executive Producer: Murphy Brown; Senior News Director: Doug Brown; Coordinating Producer-Live Events: Brian Mitchell; Booking Producer: Cristin Dunn; Live Events, Pre/Post Producer: Stefanie Montoya; Communications Manager: Rich Bocchini

## Rockets on the Radio

All Houston Rockets games are broadcast on the team's radio network, with KBME SportsTalk 790 AM serving as the flagship station. All contests are also broadcast in Spanish on KEYH 850 AM. The Rockets distribute their radio broadcasts on satellite via the Skyview Satellite Network, which makes it possible to send special programming to all of the affiliates.

## Houston Rockets Radio Network Affiliates

KBME (SportsTalk 790 AM) .....	Houston, TX (Flagship)
KTRH (740 AM) *Select Games* .....	Houston, TX
KODA (99.1 FM) *Select Games* .....	Houston, TX
KEYH (850 AM) .....	Houston, TX (Spanish)
KGAS (1590 AM & 104.3 FM) .....	Carthage, TX
KWRD (1470 AM) .....	Henderson, TX
KPXI (100.7 FM) .....	Henderson, TX
KMHT (1450 AM & 103.9 FM) .....	Marshall, TX
KOGT (1600 AM) .....	Orange, TX
KSIX (1230 AM) .....	Corpus Christi, TX

# Rockets Broadcasters

## Bill Worrell

### Rockets Television Play-by-Play

One of the most familiar faces within the Houston sports scene, Bill Worrell's broadcasting career spans more than 38 years. Worrell, who won a Lone Star Emmy in 2011 for best play-by-play announcer, begins his 30<sup>th</sup> season as the play-by-play announcer for Rockets telecasts.

Worrell broke into the television business in 1970 shortly after graduating from the University of Houston, where he attended on a baseball scholarship. His first assignment was with KPRC Channel 2, where he served as sports director from 1974-1980. During that time, he received six "Best Sportscaster" awards from the United Press International and the Texas Association of Broadcasters.

Worrell was one of the original employees for Home Sports Entertainment, Houston's first sports cable channel. He signed the network on the air January 3, 1983, with a pre-game broadcast prior to the network's inaugural event, a Rockets home game. Worrell quickly established himself as one of Houston's most versatile sportscasters. He served as an analyst on Houston Astros telecasts from 1985-2004, and has been the TV voice of the Rockets for the past 29 seasons. He has also broadcast play-by-play for the Houston Oilers and a variety of college sports. During his career, Worrell has covered and reported on numerous national sports events, including the Super Bowl, Kentucky Derby, Indianapolis 500, Major League Baseball Playoffs and NCAA Basketball Tournaments.

A civic leader as well as broadcaster, Worrell generously donates his time to numerous charities and organizations and serves as master of ceremonies for many events. He currently serves on the Board of MyFriends Foundation for at risk children. In 1998, he was awarded Distinguished Alumnus of the University of Houston School of Communication.



## Matt Bullard

### Rockets Television Analyst

Matt Bullard begins his eighth full season as a member of the Houston Rockets television broadcast team. Bullard, who was nominated for a Lone Star Emmy award in 2010 for his work on the Rockets telecasts, works as a color analyst for all the team's games. He previously served as a substitute game analyst for Rockets local television broadcasts.

A 12-year veteran of the NBA, Bullard spent seven seasons as the radio color analyst for home broadcasts of the Houston Comets of the WNBA. Bullard started serving as Comets radio color commentator while still playing with the Rockets.

Bullard began his NBA career with the Rockets in 1990-91. He played nine seasons in Houston, including the 1993-94 NBA championship campaign. Bullard also spent the 1995-96 season with the Atlanta Hawks and was a member of the Charlotte/New Orleans Hornets in 2001-02 and 2002-03. He finished his college basketball career at Iowa after transferring from Colorado following his sophomore season.

Bullard has been featured in weekly NBA segments on KPRC-TV *Sports Sunday*, as well as on SportsTalk 790. He was also a finalist on season three of the ESPN reality show *Dream Job* in 2005.

He and his wife, Paula, have a daughter, Sara, and a son, A.J. Bullard, who is an avid fisherman and enjoys playing the drums, continues hosting his annual Matt Bullard Basketball Camp in The Woodlands, TX. He also sits on the Board of Directors for the Positive Coaching Alliance.



## Clyde Drexler

### Rockets Television Analyst

Houston legend Clyde Drexler enters his eighth season as part of the Rockets broadcast crew. Drexler, a Naismith Memorial Basketball Hall of Fame member, works game commentary duties for all home games and postseason contests.

A native of Houston, Drexler first gained fame with Hakeem Olajuwon as a member of "Phi Slamma Jamma" at the University of Houston. A decade later, "The Glide" returned to his hometown in 1995 to help "The Dream" deliver Houston's second consecutive NBA championship.

During his time with the Rockets, Drexler was honored on the NBA's 50<sup>th</sup> Anniversary All-Time Team and became the third player in NBA history to collect 20,000 points, 6,000 rebounds and 6,000 assists in a career. In 219 games with the Rockets, the 10-time NBA All-Star averaged 19.0 points, 6.1 rebounds, 5.4 assists and 1.88 steals. A member of the original "Dream Team," Drexler finished his NBA career with averages of 20.4 points, 6.1 rebounds, 5.6 assists and 2.03 steals in 15 seasons with Portland and Houston. He still ranks 27<sup>th</sup> in NBA history with 22,195 career points and seventh with 2,207 career steals.

Drexler lives in Houston with his wife, Gaynell, and family. (For more information on Drexler, see pages 134-135).



# Rockets Broadcasters

## Craig Ackerman

### Rockets Radio Play-by-Play

Craig Ackerman begins his fifth season as the play-by-play announcer for Houston Rockets radio broadcasts and his 19<sup>th</sup> as a member of the Rockets organization. Ackerman moved into his current role after serving five seasons as the studio host and substitute play-by-play announcer for Rockets radio broadcasts. Ackerman also filled in as radio analyst for games during both the 2006-07 and 2007-08 seasons.

From 2006-08, Ackerman worked as the radio and television play-by-play announcer for the Houston Comets of the WNBA. He also called action for football and men's basketball for the University of Houston. From 1997-2000, Ackerman was a member of the Rice Owls Radio Network. He was the sideline reporter for Rice football, as well as the play-by-play man and color analyst for the Rice men's and women's basketball programs. Ackerman previously worked as a play-by-play announcer, color analyst and studio host for the Houston ThunderBears of the Arena Football League.

Ackerman's on-air experience also includes work for NBA TV, where he served as an anchor/reporter covering the 2006 NBA All-Star Weekend in Houston, and CSS Sports, where he has served as a play-by-play announcer and sideline reporter.

Ackerman and his wife, Shannon, live in Missouri City with their sons, C.J. and Chase.



## Joel Blank

### Rockets Radio Analyst & Studio Host

Joel Blank begins his fourth season as analyst and studio host for Houston Rockets radio broadcasts. In addition to his on-air duties, Blank serves as Director of Broadcasting for the Rockets. A 19-year member of the Rockets front office, Blank oversees all aspects of broadcasting, including television, cable television, radio, Spanish radio, announcers, in-house broadcast production, contracts and affiliate relations.

Since joining the Rockets, Blank has won numerous awards, including national Telly and American Advertising Federation Awards and several local honors. Previously, Blank was Assistant Director of Broadcasting for the Portland Trail Blazers from 1991-94, where he coordinated the Tournament of the Americas, featuring the original Olympic "Dream Team." Prior to joining the Blazers, Blank was the sales and marketing manager, as well as graphic artist, for the LaCrosse Catbirds of the CBA from 1988-90.

A 1990 graduate of the University of Wisconsin-La Crosse, Blank was a four-year letterwinner as a starting pitcher on the Eagles baseball team. An avid golfer, Blank is single and lives in Midtown with his dog, Bubba.



## Adrian Chavarria

### Rockets Spanish Radio Play-by-Play

A native of Los Angeles, California, Adrian Chavarria begins his 17<sup>th</sup> season as the Rockets Spanish radio voice. For the 25<sup>th</sup> consecutive season, the Rockets will broadcast every game in Spanish.

Chavarria's experience in broadcasting began as an intern with Telemundo in 1993. For three years, Chavarria worked for FOX Sports Americas, and later FOX Sports World en Espanol, as a college basketball analyst, as well as a reporter for various sporting events. In 1996-97, Chavarria became the Rockets Spanish radio color analyst. He took over as Spanish play-by-play announcer on Mar. 16, 1997, and has missed only two games since that date. The Rockets-Hornets game on Dec. 29, 2009, marked the 1,000<sup>th</sup> regular season game broadcast for Chavarria.

Chavarria lived in Costa Rica from 1985-90, where he still frequently provides NBA analysis for various television and radio stations.

He has also broadcast games in Spanish for such teams as the Dallas Cowboys, Dallas Mavericks, Chicago Bears and Houston Astros. In addition, Chavarria served as the English radio analyst and studio host for the Houston Comets of the WNBA in 2006. He currently hosts his own daily mid-day show "El Show de Adrian Chavarria" on ESPN Deportes Radio Houston 1180 AM.

Chavarria, who resides in Katy, TX, received his degree in radio/television from the University of Houston in 1996.



# Clutch City Foundation

Established by Rockets Owner Leslie Alexander in 1995, the Clutch City Foundation provides hope, help and inspiration for those who might otherwise be forgotten. The Clutch City Foundation serves as the umbrella organization for all Rockets community initiatives. Through the foundation, Rockets players, coaches and staff participate in a myriad of programs for those who are in need; especially children. Since its inception, the Clutch Foundation has raised \$11 million for those in need here in Houston and throughout the world.



## Tux & Tennies Charity Gala

Recognized as the premier fundraising event of the Clutch City Foundation, and held on the Rockets court at Toyota Center, more than 400 annual guests wear their favorite sneakers, spend time with the Rockets team and bid on exclusive and rare autographed memorabilia in the silent auction.

## United Way of Greater Houston

The Rockets are committed to working with the United Way of Greater Houston in its efforts to provide a safety net for thousands of Houstonians who depend on social agencies for support. Over

the past nine years, Owner Leslie Alexander and Rockets employees have contributed \$950,000 to the United Way Annual Campaign. In addition, the organization participates in the annual Days of Caring, a city-wide, two-day community service initiative dedicated to helping non-profit organizations with projects that enhance their facilities, which includes painting, landscaping, construction and other projects.

## A Season of Giving

During the holiday season, Rockets players, coaches and staff host a series of events for members of the community who are less fortunate. Each year, hundreds of children and their families are the recipients of private parties, gifts and surprise visits by players.

## Houston Rockets Player Ticket Program

Charity begins at home for Rockets players, so each year many purchase blocks of season tickets to be donated to underserved children and their families. Non-profit or community groups that serve underprivileged youth and families, please visit the online community section at [www.rockets.com](http://www.rockets.com) and complete the application, or send a written request on your organization's letterhead to: Houston Rockets, Community Relations, 1510 Polk St., Houston, TX 77002 or by fax to (713) 758-7358.



# Grassroots Programs

## Grassroots Basketball

Rockets grassroots basketball programs provide opportunities and resources for youth to remain active and physically fit by participating in basketball related activities. From camps-to-clinics-to leagues, hundreds of children each year enroll in Rockets year-round grassroots basketball programs.

### Best Shot ... Serving Boys & Girls Clubs of Greater Houston

The Rockets and the Boys & Girls Clubs of Greater Houston have been in partnership for the past 16 seasons. Students at 11 Boys & Girls Club locations participate in the Best Shot Basketball League, a 10-week after-school program that provides students with academic tutoring, cultural awareness workshops and drug prevention education. More than 1,400 students participate annually.

### Houston Rockets Skills Camps

Continuing to expand upon grassroots basketball initiatives, the Rockets host a series of Skills Camps throughout the year. Each camp offers specialized training in basketball fundamentals, while teaching the importance of teamwork and good sportsmanship. Visit the community section at [www.rockets.com](http://www.rockets.com) for dates and locations.

### Be Fit Challenge with Memorial Hermann

The Rockets and Memorial Hermann reward children who make nutritious eating and regular exercise a daily habit, as well as encourage parents to become involved in their children's healthy lifestyles. The Be Fit Challenge is implemented in Houston schools, and provides children with nutritional and activity tips. It also includes a Be Fit game where students can win Rockets prizes. Additionally, one school is rewarded with an exciting Be Fit Rally, starring Rockets entertainment and Memorial Hermann fitness and nutrition experts.

## Grassroots Education

The Rockets are committed to partnering with local school districts and education experts in an effort to help improve student academic performance. Therefore, the Rockets implement educational programs in collaboration with school administrators and educators that are designed around existing school curriculum.

Programs include:

### Rockets Read to Achieve


The Rockets are proud to present the "Read to Achieve" program to elementary students throughout Greater Houston. The program is designed to promote the value and fun of reading. Participating students are rewarded with Rockets prizes and are invited to attend the Read to Achieve Rally at Toyota Center.

### Rockets SAT Training Camp Presented by Comcast

Hosted in partnership with the Princeton Review, SAT Training Camp is a college prep day for high school students. The SAT Training Camp provides a full menu of information to help guide parents and students through the college application process. Workshops include admissions, financial aid, SAT/PSAT prep classes, test dates and much more.

### Teacher of the Game Presented by Devon Energy

The Houston Rockets and Devon Energy applaud the exceptional teachers in the Houston area who are at the forefront of educational excellence. The Teacher of the Game program recognizes exemplary teachers during halftime of Rockets home games for inspiring students to excel. Visit the community section at [www.rockets.com](http://www.rockets.com) for more information.



# Green Initiatives & NBA Cares

## Green Initiatives

Toyota Center and the Houston Rockets are leaders in the Houston community on environmental best practices and aim to drive community activation on environmentally responsible behavior changes. In 2010 Toyota Center became the fourth NBA arena to receive LEED certification, earning LEED Silver for existing buildings: Operations and Maintenance. Environmentally friendly practices include the following: recycling paper, cardboard, plastic and aluminum from employee/office spaces as well as patrons attending events; toilet paper, soap and hand towels throughout the building are EPA and Green Seal certified; efficient hand towel and soap dispensers (regulating the amount means less in the land fills); motion light sensors in offices make Toyota Center more energy efficient; Controlled Building Automation System; ABC Pest uses Integrated Pest Management (pesticides used on an as needed basis); compact fluorescent lighting throughout the venue; food containers at concession stands are biodegradable; employees use coffee mugs (cut down use of cardboard/disposable cups) and waste bins were removed from all employees work spaces in order to cut down on waste and increase recycling efforts.

Team "green" events have included tree plantings, litter control participation and clean ups in the community. The organization also participates in an annual recycling event for electronics (i.e. televisions, computers and components), as well as hosting an annual "Environmental Awareness" Game in which a "green" item is distributed to patrons and eco-friendly organizations educate patrons on "going green."

Green programs include PSAs at each home game promoting environmental best practice factoids, working with an energy provider to increase renewable credits of energy procurement, paperless ticketing via Flash Seats at all events at Toyota Center, and the "Green Team of the Game," where local youth groups help collect recyclable items during a home game and are recognized as the "Green Team of the Game" presented by Republic Services.

## NBA Cares

NBA Cares is the league's global social responsibility program that builds on the NBA's mission to address important social issues in the United States and around the world. Through this program, the NBA, its teams and players have donated than \$200 million to charity, completed more than 1.9 million hours of hands-on community service, and created more than 720 places where kids and families can live, learn, or play, in 23 countries and territories on five continents. NBA Cares works with internationally recognized youth-serving programs that support education, youth and family development, and health-related causes, including: KaBOOM!, Special Olympics, Boys and Girls Clubs of America, UNICEF, the Make-A-Wish Foundation, and the Global Business Coalition on HIV/AIDS, Malaria and Tuberculosis.





# Toyota Center

## Toyota Center

Located in the heart of Downtown Houston, Toyota Center is one of the premier sports and entertainment venues in the nation's fourth largest market. Home to the Houston Rockets, the AHL Houston Aeros and Houston's premier concerts and events, Toyota Center is also proud to host many of the world's leading showcases such as the 2006 & 2013 NBA All-Star Games and the 2008 Latin Grammy's. This state-of-the-art facility not only accommodates up to 18,000 guests with its flexible seating configurations, but also contains largest indoor center-hung scoreboard in the United States, as well as over 10 private event areas with over 60,000 square feet of space. Whether you are looking to host a banquet dinner on center court or a private meeting in one of the unique banquet rooms, Toyota Center is truly the "center" of it all.

## Facts & Figures

Arena Sellout for Basketball ..... 18,023  
Suites (108 total) ..... 80 Traditional, 10 Party,  
14 Courtside, 1 Penthouse,  
4 Woodforest Club Suites  
Box Office Hours ..... Mon.-Fri. 9 a.m.-6 p.m.,  
Sat. 10 a.m.-3 p.m. (in season),  
Sun. closed  
First Regular Season Game ..... Oct. 30, 2003

## History

Harris County voters approved a referendum to build a new arena in Nov. 2000. Groundbreaking for the arena took place on July 31, 2001. Houston's state-of-the-art, multi-purpose facility opened in Sept. 2003.

## Parking

Toyota Center has daily access to the adjacent Toyota Tundra parking garage, which features up to 2,500 parking spaces. Also surrounding Toyota Center are over 10,000 parking spaces within just a few blocks. Valet parking can also be contracted for events.

## Levy Restaurants


Toyota Center is proud to partner with Levy Restaurants Sports & Entertainment Group. Hold on for a culinary adventure as Levy Restaurants takes your taste buds on a delicious ride. Guests can savor specialties from a restaurant-style menu featuring contemporary cuisine and dishes from Levy's patented 1,000-degree, wood-burning oven. For those of you looking for the authentic experience, game-night favorites such as hot dogs and popcorn are always available. Levy Restaurants offers guests the opportunity to work directly with an in-house catering manager to custom create menus or choose one of their innovative "Chef's tables" concepts to create a distinctive dining experience.

## Booking

Toyota Center is the perfect place to host your next meeting or event for 10 to 18,000 people. The arena is conveniently located with access to all of Houston's major highways and is adjacent to downtown hotels. With all of its luxurious spaces available to rent, Toyota Center can make any event or meeting a truly unique experience. To book your next event call Dawn Malone at (713) 758-7758 or email dawnm@rocketball.com.



# 1994 NBA CHAMPIONS



## 1994 NBA Finals Rockets vs. Knicks (Houston wins 4-3)

Player	G-GS	MIN	FIELD GOALS		3-POINT		FT-FTA		REBOUNDS			A PF-DQ		S	TO	B	TP	Avg.
			FG-A	Pct.	FG-A	Pct.	FT-FTA	Pct.	Off	Def	Tot	A	PF-DQ					
Olajuwon	7-7	302	75-150	.500	1-1	1.000	37-43	.860	13	51	64	25	26-0	11	25	27	188	26.9
Maxwell	7-7	284	35-96	.365	8-40	.200	15-22	.682	3	20	23	20	12-0	4	21	0	94	13.4
Harry	7-7	265	24-74	.324	11-36	.306	13-21	.619	13	30	43	26	24-0	9	19	4	72	10.3
Cassell	7-0	156	19-45	.422	7-16	.438	25-27	.926	6	16	22	20	22-1	9	18	2	70	10.0
Thorpe	7-7	277	27-52	.519	0-0	----	11-22	.500	23	56	79	23	23-0	6	8	0	85	9.3
Herrera	7-0	121	22-38	.579	0-0	----	4-6	.750	8	17	25	3	20-3	3	6	1	50	7.1
Smith	7-7	178	14-38	.369	5-14	.357	6-6	1.000	2	8	10	22	8-0	5	14	0	39	5.6
Bullard	2-0	27	2-10	.200	2-7	.286	2-4	.500	2	4	6	0	3-0	1	0	1	8	4.0
Elie	7-0	79	5-20	.250	2-5	.400	5-6	.833	3	4	7	7	7-0	2	5	1	17	2.4
Cureton	1-0	2	0-0	----	0-0	----	0-0	----	0	0	0	0	0-0	0	0	0	0	0.0
Jent	3-0	7	0-2	.000	0-2	.000	0-0	----	0	1	1	0	3-0	0	1	0	0	0.0
ROCKETS	7	1680	223-523	.428	37-121	.306	120-159	.755	73	207	280	146	149-1	50	118	36	603	86.1
NEW YORK	7	1680	232-570	.407	36-105	.343	108-148	.730	105	196	301	152	160-2	57	92	43	608	86.9



# 1995 NBA CHAMPIONS



## 1995 NBA Finals Rockets vs. Magic (Houston wins 4-0)

Player	G-GS	MIN	FIELD GOALS		3-POINT		FT-FTA		REBOUNDS			S	TO	B	TP	Avg.		
			FG-A	Pct.	FG-A	Pct.	FT-FTA	Pct.	Off	Def	Tot							
Olajuwon	4-4	179	58-116	.483	1-11	.090	18-26	.692	11	35	46	22	18-0	4	8	131	32.8	
Drexler	4-4	162	27-60	.450	2-13	.154	30-38	.789	13	25	38	27	14-0	4	6	1	86	21.5
Harry	4-4	167	28-53	.434	11-29	.379	14-21	.667	9	31	40	15	9-0	12	5	9	71	17.3
Elie	4-4	161	24-37	.649	9-14	.671	9-10	.900	4	13	17	13	9-0	8	7	0	85	16.8
Cassell	4-0	93	15-35	.429	7-15	.467	20-24	.833	1	6	7	12	9-0	7	6	0	57	14.3
Smith	4-4	105	11-29	.379	8-19	.421	0-0	—	2	5	7	16	7-0	1	2	0	30	7.5
Brown	4-0	38	5-11	.455	0-1	.000	2-2	1.000	3	8	11	0	2-0	0	1	2	12	3.0
Jones	4-0	57	1-2	.500	0-0	—	2-2	1.000	1	6	7	0	15-0	0	1	0	4	1.0
Chilcutt	3-0	3	0-0	—	0-0	—	0-0	—	0	0	0	0	0-0	0	0	0	0	0.0
ROCKETS	4	985	162-343	.472	37-92	.402	95-123	.772	44	129	173	105	83-0	40	41	20	456	114.0
ORLANDO	4	985	163-350	.466	41-118	.347	61-89	.685	48	136	184	110	97-0	21	65	20	428	107.0





# **The Rockets Official Secondary Marketplace**

**Buy, Sell or Transfer Tickets Online**



**rockets.flashseats.com**

# 2011-2012 in Review



2011-12 Review

# 2011-2012 Final Statistics

## Regular Season Statistics (34-32)

PLAYER	G-GS	MIN	FIELD GOALS		3-POINT FG		REBOUNDS								TO	BLK	PTS	AVG
			FG-FGA	PCT	FG-FGA	PCT	FT-FTA	PCT	OFF	DEF	TOT	AST	PF-DQ	STL				
Martin	40-40	1264	222-537	.413	78-225	.347	160-179	.894	13	93	106	110	70-0	28	70	3	682	17.1
Scola	66-66	2067	436-888	.491	0-3	.000	153-198	.773	122	306	428	140	214-1	35	153	24	1025	15.5
Lowry	47-38	1510	210-513	.409	79-211	.374	171-198	.864	37	176	213	310	133-0	73	130	14	670	14.3
Dragic	66-28	1752	277-600	.462	68-202	.337	153-190	.805	53	115	168	351	166-1	85	157	10	775	11.7
Lee	58-26	1757	251-580	.433	87-217	.401	71-86	.826	26	133	159	88	106-1	68	64	22	660	11.4
Budinger	58-9	1298	208-471	.442	88-219	.402	54-70	.771	38	179	217	74	65-0	29	55	7	558	9.6
Parsons	63-57	1804	248-549	.452	60-178	.337	43-78	.551	90	210	300	134	142-1	73	81	29	599	9.5
Patterson	64-1	1483	225-511	.440	0-3	.000	40-57	.702	112	174	286	53	113-0	27	49	36	490	7.7
Dalembert	65-45	1446	200-395	.506	0-1	.000	90-113	.796	158	298	456	33	162-2	37	82	111	490	7.5
Hill	32-7	469	68-135	.504	0-3	.000	25-39	.641	47	108	155	14	60-0	9	24	21	161	5.0
Boykins	8-0	111	12-36	.333	2-9	.222	13-15	.867	0	11	11	17	5-0	1	7	0	39	4.9
Camby (TOT)	59-53	1352	128-287	.446	2-5	.400	29-64	.453	157	373	530	107	126-0	50	57	85	287	4.9
Camby (HOU)	19-13	458	61-126	.484	2-5	.400	11-26	.423	52	124	176	32	38-0	17	10	29	135	7.1
Williams	12-0	181	20-57	.351	8-19	.421	6-12	.500	2	26	28	10	16-0	4	10	1	54	4.5
Fortson (TOT)	10-0	95	11-32	.344	3-13	.231	10-15	.667	6	9	15	10	5-0	3	10	0	35	3.5
Fortson (HOU)	6-0	49	6-20	.300	2-9	.222	4-6	.667	2	5	7	5	2-0	3	5	0	18	3.0
Flynn	11-0	135	12-41	.293	2-9	.222	11-14	.786	1	7	8	28	8-0	3	9	1	37	3.4
Adrien	8-0	63	7-16	.438	0-0	—	7-12	.583	5	17	22	1	13-0	0	2	2	21	2.6
Morris	17-0	126	16-54	.296	2-17	.118	6-8	.750	5	11	16	3	12-0	2	4	2	40	2.4
Smith	8-0	69	7-11	.636	0-0	—	0-0	—	5	15	20	1	17-0	2	1	5	14	1.8
Thabeet	5-0	23	3-3	1.000	0-0	—	0-0	—	1	6	7	0	5-0	0	0	2	6	1.2
Thomas (TOT)	3-0	15	0-3	.000	0-0	—	1-2	.500	1	2	3	1	0-0	1	0	1	1	0.3
ROCKETS	66	16065	2489-5543	.449	478-1330	.359	1018-1301	.782	769	2014	2783	1404	1347-6	496	955	319	6474	98.1
OPPONENTS	66	16065	2474-5427	.456	369-1136	.325	1142-1490	.766	729	2027	2756	1321	1215-4	495	972	340	6459	97.9

PLAYER	SINGLE-GAME HIGHS							AVERAGE PER GAME							CAREER HIGHS (C=SET, T=TIED THIS SEASON)															
	MIN	REB	A	S	TO	BLK	PTS	MIN	REB	AST	STL	TO	BLK	PTS	FG	FGA	FT	FTA	REB	AST	PTS	FG	FGA	FT	FTA	REB	AST	PTS		
Martin	49	9	8	3	4	1	35	31.6	2.7	2.8	0.70	1.8	0.08	17.1	14	29	23	26	12	8	50	14	29	23	26	12	8	50		
Scola	44	14	7	2	5	3	30	31.3	6.5	2.1	0.53	2.3	0.36	15.5	20	28C	14	17	21	7	44	20	28C	14	17	21	7	44		
Lowry	49	11	18	4	8	2	33	32.1	4.5	6.6	1.55	2.8	0.30	14.3	15	26C	15	16	11T	18T	36	15	26C	15	16	11T	18T	36		
Dragic	48	7	14	4	6	1	26	26.5	2.5	5.3	1.29	2.4	0.15	11.7	10	19C	13C	14C	11	14C	32	10	19C	13C	14C	11	14C	32		
Lee	45	7	4	4	4	2	25	30.3	2.7	1.5	1.17	1.1	0.38	11.4	13	20T	9	9	9	8	6	30	13	20T	9	9	9	8	6	30
Budinger	42	10	4	3	6	1	27	22.4	3.7	1.3	0.50	0.9	0.12	9.6	12	21	8	9	12	6	35	12	21	8	9	12	6	35		
Parsons	46	11	7	4	4	2	23	28.6	4.8	2.1	1.16	1.3	0.46	9.5	10C	16C	6C	8C	11C	7C	23C	10C	16C	6C	8C	11C	7C	23C		
Patterson	32	11	4	2	3	4	24	23.2	4.5	0.8	0.42	0.8	0.56	7.7	10C	16C	4T	5	13	4T	24C	10C	16C	4T	5	13	4T	24C		
Dalembert	43	17	2	3	4	7	21	22.2	7.0	0.5	0.57	1.3	1.71	7.5	13	22	9	14	23	5	27	13	22	9	14	23	5	27		
Hill	28	15	3	2	3	5	14	14.7	4.8	0.4	0.28	0.8	0.66	5.0	8	12	6	6T	15T	3T	16	8	12	6	6T	15T	3T	16		
Boykins	22	3	5	1	3	0	10	13.9	1.4	2.1	0.13	0.9	0.00	4.9	13	23	15	16	8	13	36	13	23	15	16	8	13	36		
Camby (TOT)	37	22	6	4	4	6	14	22.9	9.0	1.8	0.85	1.0	1.44	4.9	16	28	13	16	27	11	37	16	28	13	16	27	11	37		
Camby (HOU)	37	18	5	4	2	6	14	24.1	9.3	1.7	0.89	0.5	1.53	7.1																
Williams	28	6	2	2	3	1	13	15.1	2.3	0.8	0.33	0.8	0.08	4.5	12	15	6	11	13	14	27	12	15	6	11	13	14	27		
Fortson (TOT)	23	4	2	1	3	0	13	9.5	1.5	1.0	0.30	1.0	0.00	3.5	5C	11C	4C	5C	4C	2C	13C	5C	11C	4C	5C	4C	2C	13C		
Fortson (HOU)	19	3	2	1	2	0	12	8.2	1.2	0.8	0.50	0.8	0.00	3.0																
Flynn	20	4	6	1	2	1	8	12.3	0.7	2.5	0.27	0.8	0.09	3.4	11	19	9	10	8	14	29	11	19	9	10	8	14	29		
Adrien	17	9	1	0	1	2	7	7.9	2.8	0.1	0.00	0.3	0.25	2.6	6	11	4C	6C	10	2	12	6	11	4C	6C	10	2	12		
Morris	21	5	1	1	2	1	8	7.4	0.9	0.2	0.12	0.2	0.12	2.4	3C	10C	2C	2C	5C	1C	8C	3C	10C	2C	2C	5C	1C	8C		
Smith	20	10	1	1	1	4	8	8.6	2.5	0.1	0.25	0.1	0.63	1.8	4C	6C	0C	0C	10C	1C	8C	4C	6C	0C	0C	10C	1C	8C		
Thabeet	7	3	0	0	0	2	6	4.6	1.4	0.0	0.00	0.0	0.40	1.2	5	7	6	6	11	2	10	5	7	6	6	11	2	10		
Thomas (TOT)	8	1	1	1	0	1	1	5.0	1.0	0.3	0.33	0.0	0.33	0.3	0C	2C	1C	2C	1C	1C	1C	0C	2C	1C	2C	1C	1C	1C		
ROCKETS	265	57	29	13	23	11	114	243.4	42.2	21.3	7.52	14.5	4.83	98.1	67	138	47	65	89	50	156	67	138	47	65	89	50	156		
OPPONENTS	265	57	31	14	24	15	120	243.4	41.8	20.0	7.50	14.7	5.15	97.9	67	131	46	62	82	47	165	67	131	46	62	82	47	165		

## 2011-2012 Transactions

- June 1** Named **Kevin McHale** as the 12<sup>th</sup> head coach in team history.
- June 23** Selected Kansas forward **Marcus Morris** with the 14<sup>th</sup> overall pick in the 2011 NBA Draft. Acquired from Minnesota the contract of **Jonny Flynn**, the draft rights to Lithuanian forward **Donatas Motiejunas** (20<sup>th</sup> overall pick) and the Timberwolves 2012 second-round selection in exchange for the contract of **Brad Miller**, the rights to Montenegro forward **Nikola Mirotic** (23<sup>rd</sup> overall pick), a future first-round pick and cash considerations. Selected Florida forward **Chandler Parsons** with the 38<sup>th</sup> overall pick in the 2011 NBA Draft.
- June 28** Picked up the team option on the contract of **Goran Dragic**.
- July 15** Hired **Kevin Sampson** as lead assistant coach, as well as **John Blair "J.B." Bickerstaff**, **Chris Finch** and **Brett Gunning** as assistant coaches.
- July 20** **Yao Ming** announced that he has retired from the NBA.
- July 29** Added **Greg Buckner** as a player development coach.
- Dec. 11** Invited **Casey Mitchell** to the team's 2011 training camp.

- Dec. 12** Signed first-round draft pick **Marcus Morris**. Rockets also announced that they claimed **Jeremy Lin** off waivers from the Golden State Warriors. In addition, inked training camp invitee **Ibrahim Jaaber**.
- Dec. 13** Signed training camp invitees **Omar Samhan**, **Damian Saunders** and **Greg Smith**. Waived guard **Casey Mitchell**.
- Dec. 15** Waived **Damian Saunders**.
- Dec. 17** Signed second-round draft pick **Chandler Parsons**.
- Dec. 19** Waived **Ibrahim Jaaber** and **Omar Samhan**.
- Dec. 21** Signed free agent **Jeff Adrien**.
- Dec. 22** Waived **Greg Smith**.
- Dec. 24** Waived **Marqus Blakely**, **Marcus Cousin** and **Jeremy Lin**. The Rockets also renounced the rights to **Frederic Weis**.
- Dec. 26** Signed unrestricted free agent **Samuel Dalembert**.
- Jan. 3** Assigned **Marcus Morris** to Houston's single-affiliation NBA D-League partner Rio Grande Valley Vipers.
- Feb. 7** Waived **Jeff Adrien**.
- Feb. 8** Signed **Greg Smith** from Rio Grande Valley, marking the first D-League GATORADE Call-Up of his career.

# 2011-2012 Transactions

<b>Feb. 9</b>	Assigned <b>Greg Smith</b> back to the Vipers.	<b>Mar. 27</b>	Signed <b>Malcolm Thomas</b> of the D-League's L.A. D-Fenders to a 10-day contract, marking his second GATORADE Call-Up of the season. Rockets also inked <b>Courtney Fortson</b> for the remainder of the season.
<b>Feb. 19</b>	Recalled <b>Greg Smith</b> from Rio Grande Valley.	<b>Mar. 30</b>	Assigned <b>Malcolm Thomas</b> to the Vipers.
<b>Feb. 20</b>	Recalled <b>Marcus Morris</b> from the Vipers.	<b>Apr. 5</b>	Inked <b>Earl Boykins</b> to a second 10-day contract. Houston also assigned <b>Courtney Fortson</b> to Rio Grande Valley.
<b>Mar. 15</b>	Acquired <b>Marcus Camby</b> from the Portland Trail Blazers in exchange for <b>Jonny Flynn</b> , <b>Hasheem Thabeet</b> and a 2012 second-round pick (via Minnesota). In a separate deal, the Rockets acquired <b>Derek Fisher</b> and a 2012 first-round pick from the L.A. Lakers (via Dallas) in exchange for <b>Jordan Hill</b> .	<b>Apr. 6</b>	The 10-day contract for <b>Malcolm Thomas</b> expired.
<b>Mar. 16</b>	Waived <b>Terrence Williams</b> .	<b>Apr. 8</b>	<b>Courtney Fortson</b> and <b>Greg Smith</b> rejoined the Rockets following the conclusion of Rio Grande Valley's season.
<b>Mar. 17</b>	Signed <b>Courtney Fortson</b> of the D-League's L.A. D-Fenders to a 10-day contract, marking his second GATORADE Call-Up of the season.	<b>Apr. 12</b>	Signed <b>Diamond Simpson</b> .
<b>Mar. 19</b>	Waived <b>Derek Fisher</b> .	<b>Apr. 15</b>	Signed <b>Earl Boykins</b> for the remainder of the season.
<b>Mar. 21</b>	Re-assigned <b>Greg Smith</b> back to Rio Grande Valley.	<b>May 1</b>	<b>Kyle Lowry</b> underwent successful surgery to correct a sports hernia.
<b>Mar. 26</b>	Signed <b>Earl Boykins</b> to a 10-day contract.		

## 2011-2012 Miscellaneous Statistics

### Record Breakdown

	Record	Home	Road	OT
Overall	34-32	22-11	12-21	3-6
Atlantic	4-2	3-0	1-2	0-1
Central	2-3	1-2	1-1	0-1
Southeast	5-2	3-0	2-2	0-0
Eastern	11-7	7-2	4-5	0-2
Southwest	6-8	6-1	0-7	1-3
Northwest	8-10	3-6	5-4	1-0
Pacific	9-7	6-2	3-5	1-1
Western	23-25	15-9	8-16	3-4

### Monthly Record

	Record	Home	Road	OT
October	0-0	0-0	0-0	0-0
November	0-0	0-0	0-0	0-0
December	2-2	2-0	0-2	0-0
January	10-7	7-2	3-5	2-1
February	9-6	6-1	3-5	0-0
March	7-9	5-3	2-6	1-3
April	6-8	2-4	4-4	0-2

### Daily Record

	Record	Home	Road	OT
Sunday	2-7	1-2	1-5	0-2
Monday	7-3	2-2	5-1	1-0
Tuesday	5-4	3-0	2-4	0-1
Wednesday	4-8	3-2	1-6	0-1
Thursday	5-1	4-0	1-1	1-1
Friday	5-5	4-3	1-2	0-0
Saturday	6-4	5-2	1-2	1-1

### Streaks

**Longest Overall Win Streak:** 7  
(Jan. 13 vs. Sacramento - Jan. 23 at Minnesota)  
**Longest Overall Losing Streak:** 6  
(Apr. 11 vs. Utah - Apr. 19 at New Orleans)  
**Longest Home Win Streak:** 5  
(Jan. 13 vs. Sacramento - Jan. 21 vs. San Antonio)  
**Longest Home Losing Streak:** 4  
(Apr. 1 vs. Indiana - Apr. 16 vs. Denver)  
**Longest Road Win Streak:** 4  
(Apr. 2 at Chicago - Apr. 9 at Portland)  
**Longest Road Losing Streak:** 5  
(2x: last Feb. 21 at Golden State - Mar. 7 at Toronto)

### Rockets Record When ...

Leading after first quarter	24-14
Trailing after first quarter	10-16
Tied after first quarter	0-2
Leading at halftime	26-13
Trailing at halftime	7-18
Tied at halftime	28-6
Leading after third quarter	5-24
Trailing after third quarter	1-2
Tied after third quarter	20-12
Outrebounding their opponent	13-19
Being outrebounded	1-1
Tied in rebounding	7-2
Shooting .500 or better	27-30
Shooting under .500	2-11
Opponents shooting .500 or better	32-21
Opponents shooting under .500	14-8
Making more free throws	13-20
Making fewer free throws	7-4
Making same number of free throws	25-16
Making more 3-pointers	6-14
Making fewer 3-pointers	3-2
Making same number of 3-pointers	15-15
Committing more turnovers	15-14
Committing fewer turnovers	4-3

### When the Rockets Score ...

100 points or more	17-8
Less than 100 points	17-24

**When the Opponent Scores ...**

100 points or more	8-24
Less than 100 points	26-8

### Attendance

<b>Overall</b>	1,092,192 (16,548)
<b>Home</b>	506,994 (15,363)
<b>Road</b>	High: 18,391 (9 sellouts) 585,198 (17,733)

### Back-to-Backs

	Swept: 7	Split: 8	Opponents Swept: 6
<b>First Game:</b>	Overall 13-8	H-R 4-1	R-H 2-3
<b>Second Game:</b>	Overall 9-12	H-R 1-4	R-H 2-6

### Win-Loss Margins

Margins	1	2	3	4	5	6	7	8	9	10	11	12	13	14	15	16	17	18	19	20	21+
Won	2	2	4	1	2	3	4	1	2	0	1	1	1	1	1	1	2	1	0	2	2
Lost	0	3	2	1	1	3	2	1	6	1	1	3	2	0	2	0	0	1	0	1	2

## 2011-2012 Houston Rockets Results

Record: 34-32 (Home: 22-11, Road: 12-21)

vs. West: 23-25 (Southwest: 6-8, Northwest: 8-10, Pacific: 9-7), vs. East: 11-7 (Atlantic: 4-2, Central: 2-3, Southeast: 5-2)

Date	Opponent	Result	Home	Road	Total	High Scorer	High Rebounder	High Assist	Opp. High Scorer	Attendance
Dec. 26	@ Orlando	L, 95-104	0-0	0-1	0-1	Lowry-20	Lowry-7, Scola-7	Lowry-12	Turkoglu-23	18,846
Dec. 29	SAN ANTONIO	W, 105-85	1-0	0-1	1-1	Martin-25	Lowry-9	Lowry-8	Blair-22	18,267*
Dec. 30	@ Memphis	L, 93-113	1-0	0-2	1-2	Martin-21	Parsons-6	Lowry-8	Randolph-23	16,069
Dec. 31	ATLANTA	W, 95-84	2-0	0-2	2-2	Martin-27	Hill-15	Lowry-18	J. Johnson-15, Horford-15	14,380
Jan. 3	@ L.A. Lakers	L, 99-108	2-0	0-3	2-3	Lowry-22	Lowry-10	Lowry-9	Bryant-37	18,997
Jan. 4	@ L.A. Clippers	L, 89-117	2-0	0-4	2-4	Lowry-17	Parsons-8	Lowry-5	Griffin-22	19,060
Jan. 6	@ Oklahoma City	L, 94-109	2-0	0-5	2-5	Martin-13, Williams-13	Dalembert-6	Dragic-11	Durant-26	18,203
Jan. 7	OKLAHOMA CITY	L, 95-98	2-1	0-5	2-6	Scola-28	Parsons-8	Dragic-8	Durant-27	14,327
Jan. 10	@ Charlotte	W, 82-70	2-1	1-5	3-6	Parsons-20	Hill-12	Lowry-8	Mullens-15	13,421
Jan. 11	@ San Antonio	L, 95-101 (OT)	2-1	1-6	3-7	Lowry-22	Hill-8	Lowry-7	Parker-28	17,381
Jan. 13	SACRAMENTO	W, 103-89	3-1	1-6	4-7	Lowry-25	Dalembert-16	Lowry-9	Evans-27	12,870
Jan. 14	PORTLAND	W, 107-105 (OT)	4-1	1-6	5-7	Lowry-33	Dalembert-12	Lowry-9	Batum-29	11,676
Jan. 16	@ Washington	W, 114-106	4-1	2-6	6-7	Martin-25	Parsons-8	Martin-8	Wall-38	15,594
Jan. 17	DETROIT	W, 97-80	5-1	2-6	7-7	Dalembert-14, Scola-14	Dalembert-12	Dragic-5, Lowry-5	Prince-20	9,318
Jan. 19	NEW ORLEANS	W, 90-88 (OT)	6-1	2-6	8-7	Martin-32	Dalembert-17	Lowry-8	Smith-17	10,845
Jan. 21	SAN ANTONIO	W, 105-102	7-1	2-6	9-7	Martin-25	Scola-7	Lowry-8	Splitter-25	15,285
Jan. 23	@ Minnesota	W, 107-92	7-1	3-6	10-7	Martin-31	Dalembert-15	Lowry-10	Love-39	16,924
Jan. 25	MILWAUKEE	L, 99-105	7-2	3-6	10-8	Martin-29	Dalembert-17	Lowry-10	Jackson-20, Jennings-20	10,573
Jan. 27	WASHINGTON	W, 103-76	8-2	3-6	11-8	Budinger-21	Hill-10	Dragic-7	Wall-17	13,894
Jan. 28	NEW YORK	W, 97-84	9-2	3-6	12-8	Budinger-19	Dalembert-14	Dragic-5	Stoudemire-23	18,051*
Jan. 30	MINNESOTA	L, 108-120	9-3	3-6	12-9	Martin-29	Dalembert-8	Dragic-9	Beasley-34	14,264
Feb. 1	@ San Antonio	L, 91-99	9-3	3-7	12-10	Martin-29	Hill-10	Lowry-7	Duncan-25	18,581
Feb. 3	PHOENIX	W, 98-81	10-3	3-7	13-10	Martin-16	Budinger-10	Lowry-9	Dudley-15, Gortat-15	15,941
Feb. 4	@ Minnesota	L, 91-100	10-3	3-8	13-11	Lowry-24, Scola-24	Scola-8	Lowry-11	Love-25	19,356
Feb. 6	@ Denver	W, 99-90	10-3	4-8	14-11	Scola-25	Adrien-9	Lowry-6	Fernandez-14, Gallinari-14	14,501
Feb. 8	@ Portland	W, 103-96	10-3	5-8	15-11	Budinger-22	Parsons-8	Lowry-5	Crawford-21	20,350
Feb. 9	@ Phoenix	W, 96-89	10-3	6-8	16-11	Scola-16	Dalembert-7, Budinger-7	Dragic-11	Frye-21	16,122
Feb. 12	@ Golden State	L, 97-106	10-3	6-9	16-12	Martin-28	Scola-13	Lowry-9	Ellis-33	19,596
Feb. 14	@ Memphis	L, 83-93	10-3	6-10	16-13	Lowry-24	Dalembert-10	Lowry-6	Conley-21	13,042
Feb. 15	OKLAHOMA CITY	W, 96-95	11-3	6-10	17-13	Martin-32	Dalembert-12	Lowry-9	Durant-33	18,274*



Date	Opponent	Result	Home	Road	Total	High Scorer	High Rebounder	High Assist	Opp. High Scorer	Attendance
Feb. 17	MINNESOTA	L, 98-111	11-4	6-10	17-14	Parsons-18	Parsons-6	Dragic-6, Lowry-8	Love-33	16,836
Feb. 19	UTAH	W, 101-85	12-4	6-10	18-14	Lowry-24	Scola-9	Dragic-7, Lowry-9	Jefferson-23	16,764
Feb. 20	MEMPHIS	W, 97-93	13-4	6-10	19-14	Lowry-24	Patterson-9	Lowry-9	Gay-23	12,525
Feb. 22	PHILADELPHIA	W, 93-87	14-4	6-10	20-14	Scola-19	Scola-10	Lowry-5	Vucevic-18	12,820
Feb. 23	TORONTO	W, 88-85	15-4	6-10	21-14	Lowry-26	Scola-10	Lowry-6	DeRozan-17	13,337
Feb. 29	@ Utah	L, 83-104	15-4	6-11	21-15	Scola-18	Scola-10	Lowry-6	Miles-27	18,816
Mar. 2	DENVER	L, 105-117	15-5	6-11	21-16	Martin-35	Patterson-10	Dragic-5, Lowry-5	Lawson-22	16,879
Mar. 4	L.A. CLIPPERS	L, 103-105 (OT)	15-6	6-11	21-17	Martin-25	Dalembert-12	Martin-8	Paul-28	16,646
Mar. 6	@ Boston	L, 92-97 (OT)	15-6	6-12	21-18	Lowry-18, Scola-18	Dalembert-17	Lowry-7	Pierce-30	18,624
Mar. 7	@ Toronto	L, 98-116	15-6	6-13	21-19	Parsons-19	Dalembert-6, Patterson-6, Scola-6	Lowry-4	DeRozan-23	14,597
Mar. 10	@ New Jersey	W, 112-106	15-6	7-13	22-19	Dragic-23	Scola-8	Dragic-8	Green-26	14,834
Mar. 11	@ Cleveland	L, 107-118	15-6	7-14	22-20	Scola-30	Dalembert-10	Dragic-8	Jamison-28	17,662
Mar. 13	@ Oklahoma City	W, 104-103	15-6	8-14	23-20	Lee-21, Parsons-21	Dalembert-8	Dragic-7	Durant-28	18,203
Mar. 14	CHARLOTTE	W, 107-87	16-6	8-14	24-20	Scola-23	Dalembert-10	Dragic-10	Brown-15	18,128*
Mar. 17	@ L.A. Clippers	L, 91-95	16-6	8-15	24-21	Lee-25	Scola-11	Dragic-14	Paul-23	19,060
Mar. 18	@ Phoenix	L, 86-99	16-6	8-16	24-22	Scola-18	Camby-8	Dragic-8	Redd-25	15,645
Mar. 20	L.A. LAKERS	W, 107-104	17-6	8-16	25-22	Lee-23, Scola-23	Dragic-7, Parsons-7	Dragic-13	Bryant-29	18,391*
Mar. 22	GOLDEN STATE	W, 109-83	18-6	8-16	26-22	Parsons-20	Parsons-11	Dragic-9	Jefferson-14	15,325
Mar. 24	DALLAS	W, 113-106 (OT)	19-7	8-16	27-23	Dragic-24	Camby-11, Parsons-11	Dragic-8	Nowitzki-31	18,193*
Mar. 26	SACRAMENTO	W, 113-106 (OT)	19-7	8-16	27-23	Patterson-24	Scola-14	Dragic-10	Cousins-38	13,572
Mar. 27	@ Dallas	L, 81-90	19-7	8-17	27-24	Scola-22	Parsons-9	Dragic-7	Nowitzki-21	20,359
Mar. 30	MEMPHIS	W, 98-89	20-7	8-17	28-24	Dragic-25	Camby-16	Dragic-7	Gay-20	16,884
Apr. 1	INDIANA	L, 102-104 (OT)	20-8	8-17	28-25	Dragic-22	Camby-9	Dragic-6	Granger-32	18,197*
Apr. 2	@ Chicago	W, 99-93	20-8	9-17	29-25	Dragic-21	Scola-12	Dragic-6, Scola-6	Deng-24	21,936
Apr. 6	@ L.A. Lakers	W, 112-107	20-8	10-17	30-25	Dragic-26	Camby-11	Dragic-11	Bryant-28	18,997
Apr. 8	@ Sacramento	W, 104-87	20-8	11-17	31-25	Lee-25	Dalembert-10, Patterson-10	Dragic-9	Williams-21	13,289
Apr. 9	@ Portland	W, 94-89	20-8	12-17	32-25	Dragic-22	Camby-11	Dragic-7	Aldridge-20	20,487
Apr. 11	UTAH	L, 91-103	20-9	12-17	32-26	Dragic-19	Camby-13	Dragic-7	Hayward-29	18,273*
Apr. 13	PHOENIX	L, 105-112	20-10	12-17	32-27	Dragic-22	Camby-18	Dragic-7, Lowry-7	Gortat-20	18,223*
Apr. 15	@ Denver	L, 86-101	20-10	12-18	32-28	Budinger-19, Scola-19	Parsons-9	Dragic-6	Affalo-20, Lawson-20	17,954
Apr. 16	DENVER	L, 102-105	20-11	12-18	32-29	Dragic-21, Parsons-21	Scola-13	Dragic-7, Scola-7	Affalo-26	15,988
Apr. 18	@ Dallas	L, 110-117	20-11	12-19	32-30	Dragic-20	Camby-17	Dragic-10	Nowitzki-35	20,508
Apr. 19	@ New Orleans	L, 99-105 (OT)	20-11	12-20	32-31	Dragic-23	Patterson-8, Scola-8	Dragic-8	Gordon-27	18,315
Apr. 21	GOLDEN STATE	W, 99-96	21-11	12-20	33-31	Lee-20	Camby-9	Dragic-7	Thompson-24	15,436
Apr. 22	@ Miami	L, 88-97	21-11	12-21	33-32	Parsons-23	Camby-7, Patterson-7	Budinger-4, Dragic-4	James-32	19,859
Apr. 26	NEW ORLEANS	W, 84-77	22-11	12-21	34-32	Budinger-27	Dalembert-11, Patterson-11	Dragic-13	Dyson-15	16,602

Overall Attendance: 1,092,192 (16,548)

Home Attendance: 506,994 (15,363)\*Denotes home sellout

Road Attendance: 585,198 (17,733)

# 2011-2012 Team Highs & Lows

## Rockets Highs

Points	114	at Washington	1/16
Biggest Winning Margin	27	vs. Washington	1/27
Field Goals Made	46	at New Jersey	3/10
Field Goals Attempted	101	vs. Indiana (OT)	4/1
Field Goal Pct. (Game)	.561	at New Jersey	3/10
Field Goal Pct. (Half)	.667	vs. Memphis (1st)	2/20
Field Goal Pct. (Qtr.)	.789	vs. Charlotte (3rd)	3/14
3-Point FGs Made	12	at Dallas	4/18
3-Point FGs Attempted	31	3x: last at New Orleans (OT)	4/19
3-Point FG Pct.	.667	vs. Charlotte	3/14
Free Throws Made	37	at Toronto	3/7
Free Throws Attempted	44	at Toronto	3/7
Free Throw Pct.	1.000	vs. Phoenix	2/3
Offensive Rebounds	19	2x: last vs. Washington	1/27
Defensive Rebounds	43	2x: last at Boston (OT)	3/6
Total Rebounds	57	2x: last at Boston (OT)	3/6
Assists	29	at Sacramento	4/8
Personal Fouls	30	vs. Portland (OT)	1/14
Steals	13	vs. Oklahoma City	2/15
Turnovers	23	at Portland	2/8
Blocked Shots	11	vs. Denver	4/16
Points in the Paint	60	vs. Charlotte	3/14
2nd Chance Points	25	2x: last vs. Dallas (OT)	3/24
Fast Break Points	25	2x: last vs. Utah	4/11

## Rockets Lows

Points	81	at Dallas	3/27
Biggest Losing Margin	28	at L.A. Clippers	1/4
Field Goals Made	29	2x: last at Toronto	3/7
Field Goals Attempted	70	at Toronto	3/7
Field Goal Pct. (Game)	.352	vs. New Orleans	4/26
Field Goal Pct. (Half)	.267	vs. New Orleans (1st)	4/26
Field Goal Pct. (Qtr.)	.143	vs. New Orleans - OT (4th)	1/19
3-Point FGs Made	1	at Phoenix	3/18
3-Point FGs Attempted	9	vs. Charlotte	3/14
3-Point FG Pct.	.091	at Phoenix	3/18
Free Throws Made	4	at Phoenix	2/9
Free Throws Attempted	6	at Phoenix	2/9
Free Throw Pct.	.500	vs. Indiana (OT)	4/1
Offensive Rebounds	4	3x: last at Dallas	3/27
Defensive Rebounds	18	vs. Minnesota	2/17
Total Rebounds	26	vs. Minnesota	2/17
Assists	14	2x: last vs. Toronto	2/28
Personal Fouls	12	at Phoenix	2/9
Steals	1	vs. Denver	3/2
Turnovers	8	2x: last at Chicago	4/2
Blocked Shots	0	2x: last at L.A. Clippers	1/4
Points in the Paint	16	at San Antonio	2/1
2nd Chance Points	4	2x: last at L.A. Clippers	3/17
Fast Break Points	4	vs. Philadelphia	2/22

## Rockets High/Low Quarters

	Highs	Lows
1st Qtr.	32 3x: last vs. Denver, 4/16	12 vs. New Orleans, 4/26
2nd Qtr.	33 vs. New York, 1/28	12 at Boston (OT), 3/6
1st Half	60 at Portland, 2/8	33 vs. New Orleans, 4/26
3rd Qtr.	36 vs. Charlotte, 3/14	12 at Dallas, 3/27
4th Qtr.	36 vs. Phoenix, 4/13	7 vs. N.O. (OT), 1/19
2nd Half	62 at L.A. Lakers, 4/6	24 vs. N.O. (OT), 1/19
OT	14 vs. Sac. (OT), 3/26	5 at S.A. (OT), 1/11
2OT	—	—
3OT	—	—

## Opponents Highs

Points	120	vs. Minnesota	1/30
Biggest Winning Margin	28	at L.A. Clippers	1/4
Field Goals Made	47	at L.A. Clippers	1/4
Field Goals Attempted	97	vs. Denver	3/2
Field Goal Pct. (Game)	.592	at Toronto	3/7
Field Goal Pct. (Half)	.675	at L.A. Clippers (1st)	1/4
Field Goal Pct. (Qtr.)	.778	at New Jersey (3rd)	3/10
3-Point FGs Made	14	vs. Milwaukee	1/25
3-Point FGs Attempted	29	vs. Milwaukee	1/25
3-Point FG Pct.	.556	at Memphis	2/14
Free Throws Made	32	L.A. Lakers	4/6
Free Throws Attempted	37	at Sacramento	4/8
Free Throw Pct.	1.000	at Utah	2/29
Offensive Rebounds	23	vs. Memphis	3/30
Defensive Rebounds	44	at New Orleans (OT)	4/19
Total Rebounds	57	at New Orleans (OT)	4/19
Assists	31	at Toronto	3/7
Personal Fouls	32	at Toronto	3/7
Steals	14	vs. Sacramento (OT)	3/26
Turnovers	24	vs. Washington	1/27
Blocked Shots	15	vs. Dallas (OT)	3/24
Points in the Paint	64	vs. Minnesota	2/17
2nd Chance Points	33	vs. Denver	3/2
Fast Break Points	37	at Washington	1/16

## Opponents Lows

Points	70	at Charlotte	1/10
Biggest Losing Margin	27	vs. Washington	1/27
Field Goals Made	27	vs. New Orleans	4/26
Field Goals Attempted	68	vs. New Orleans	4/26
Field Goal Pct. (Game)	.341	at Charlotte	1/10
Field Goal Pct. (Half)	.275	at Charlotte (2nd)	1/10
Field Goal Pct. (Qtr.)	.063	vs. New Orleans (4th)	1/19
3-Point FGs Made	0	2x: last vs. Philadelphia	2/22
3-Point FGs Attempted	5	at Memphis	12/30
3-Point FG Pct.	.000	2x: last vs. Philadelphia	2/22
Free Throws Made	7	at Orlando	12/26
Free Throws Attempted	9	vs. Detroit	1/17
Free Throw Pct.	.471	at Chicago	4/2
Offensive Rebounds	3	at Dallas	3/27
Defensive Rebounds	21	vs. Detroit	1/17
Total Rebounds	29	at Portland	2/8
Assists	10	2x: last at Miami	4/22
Personal Fouls	10	vs. San Antonio	12/29
Steals	1	at Orlando	12/26
Turnovers	6	vs. Denver	3/2
Blocked Shots	1	2x: last at Dallas	4/18
Points in the Paint	26	vs. New Orleans	4/26
2nd Chance Points	4	at Dallas	3/27
Fast Break Points	2	vs. Dallas (OT)	3/24

## Opponents High/Low Quarters

	Highs	Lows
1st Qtr.	41 at L.A. Clippers, 1/4	13 vs. Oklahoma City, 2/15
2nd Qtr.	35 at L.A. Lakers, 4/6	13 vs. Milwaukee, 1/25
1st Half	67 at L.A. Clippers, 1/4	35 vs. San Antonio, 12/29
3rd Qtr.	42 vs. Minnesota, 1/30	14 3x: last vs. N.Y., 1/28
4th Qtr.	39 at Dallas, 4/18	6 vs. New Orleans, 4/26
2nd Half	66 2x: last vs. Denver, 3/2	31 at Charlotte, 1/10
OT	18 at N.O. (OT), 4/19	6 vs. N.O. (OT), 1/19
2OT	—	—
3OT	—	—

# 2011-2012 Individual Highs

## Rockets Highs

### Rockets Points

35	Kevin Martin	vs. Denver, 3/2
33	Kyle Lowry	vs. Portland (OT), 1/14
32	Kevin Martin	vs. New Orleans (OT), 1/19
32	Kevin Martin	vs. Oklahoma City, 2/15
32	Kyle Lowry	vs. Utah, 2/19

### Rockets Points in a Half

27	Kevin Martin (1st)	vs. New Orleans (OT), 1/19
21	Kevin Martin (1st)	at Minnesota, 1/23
21	Kevin Martin (1st)	at San Antonio, 2/1
20	Kevin Martin (1st)	vs. San Antonio, 12/29
20	Kevin Martin (1st)	vs. Denver, 3/2

### Rockets Points in a Quarter

17	Courtney Lee (1st)	at Sacramento, 4/8
15	Kevin Martin (2nd)	vs. New Orleans (OT), 1/19
15	Kevin Martin (3rd)	vs. Oklahoma City, 2/15
15	Kyle Lowry (4th)	vs. Denver, 3/2

### Rockets Minutes

49:23	Kyle Martin	vs. Portland (OT), 1/14
48:47	Kyle Lowry	vs. Portland (OT), 1/14
46:58	Kyle Lowry (regulation high)	vs. Memphis, 2/20

### Rockets Field Goals Made

15	Luis Scola	at Cleveland, 3/11
13	Kyle Lowry	vs. Portland (OT), 1/14
12	4x: last Luis Scola	vs. Utah, 2/19

### Rockets Field Goals Attempted

28	Luis Scola	vs. Oklahoma City, 1/7
27	Kevin Martin	vs. New Orleans (OT), 1/19
26	Kyle Lowry	vs. Portland (OT), 1/14

### Rockets 3-Point Field Goals Made

7	Kyle Lowry	vs. Utah, 2/19
6	Kevin Martin	vs. Atlanta, 12/31
6	Kevin Martin	at San Antonio, 2/1
6	Kevin Martin	vs. Denver, 3/2

### Rockets 3-Point Field Goals Attempted

12	Kevin Martin	vs. New Orleans (OT), 1/19
12	Kevin Martin	vs. Milwaukee, 1/25
11	4x: last Chase Budinger	at New Orleans (OT), 4/19

### Rockets Free Throws Made

13	Goran Dragic	vs. Utah, 4/11
12	Kevin Martin	vs. Portland (OT), 1/14
11	Goran Dragic	vs. Phoenix, 4/13

### Rockets Free Throws Attempted

14	Goran Dragic	vs. Utah, 4/11
13	Kevin Martin	vs. Portland (OT), 1/14
11	2x: last Goran Dragic	vs. Phoenix, 4/13

### Rockets Offensive Rebounds

9	Samuel Dalembert	vs. New Orleans (OT), 1/19
7	Jordan Hill	at Charlotte, 1/10
7	Samuel Dalembert	vs. Sacramento, 1/13
7	Samuel Dalembert	vs. Portland (OT), 1/14

### Rockets Defensive Rebounds

13	Samuel Dalembert	at Minnesota, 1/23
13	Marcus Camby	vs. Memphis, 3/30
12	4x: last Marcus Camby	at Dallas, 4/18

### Rockets Total Rebounds

18	Marcus Camby	vs. Phoenix, 4/13
17	Samuel Dalembert	vs. New Orleans (OT), 1/19
17	Samuel Dalembert	vs. Milwaukee, 1/25
17	Samuel Dalembert	at Boston (OT), 3/6
17	Marcus Camby	at Dallas, 4/18

### Rockets Assists

18	Kyle Lowry	vs. Atlanta, 12/31
14	Goran Dragic	at L.A. Clippers, 3/17
13	Goran Dragic	vs. L.A. Lakers, 3/20
13	Goran Dragic	vs. New Orleans, 4/26

### Rockets Steals

4	11x: last Chandler Parsons	at Miami, 4/22
---	----------------------------	----------------

### Rockets Turnovers

8	Kyle Lowry	at Utah, 2/29
7	Kyle Lowry	vs. New Orleans (OT), 1/19

### Rockets Blocked Shots

7	Samuel Dalembert	vs. Denver, 4/16
6	Samuel Dalembert	vs. San Antonio, 1/21
6	Marcus Camby	vs. Memphis, 3/30

## Opponents Highs

### Opponents Points

39	Kevin Love	at Minnesota, 1/23
38	John Wall	at Washington, 1/16
38	DeMarcus Cousins	vs. Sacramento (OT), 3/26
37	Kobe Bryant	at L.A. Lakers, 1/3
35	Dirk Nowitzki	at Dallas, 4/18

### Opponents Points in a Half

31	Dirk Nowitzki (2nd)	at Dallas, 4/18
24	John Wall (2nd)	at Washington, 1/16
23	Kevin Love (2nd)	vs. Minnesota, 2/17
22	Kobe Bryant (2nd)	at L.A. Lakers, 1/3
21	Kevin Durant (2nd)	vs. Oklahoma City, 2/15
21	Chris Paul (2nd)	at L.A. Clippers, 3/17

### Opponents Points in a Quarter

21	Dirk Nowitzki (4th)	at Dallas, 4/18
18	John Wall (4th)	at Washington, 1/16
16	Tim Duncan (3rd)	at San Antonio, 2/1
16	Kyrie Irving (4th)	at Cleveland, 3/11

### Opponents Minutes

49:33	DeMarcus Cousins	vs. Sacramento (OT), 3/26
47:40	Isaiah Thomas	vs. Sacramento (OT), 3/26
45:45	Lance Thomas (regulation high)	vs. N.O., 4/26

### Opponents Field Goals Made

15	DeMarcus Cousins	vs. Sacramento (OT), 3/26
14	Kobe Bryant	at L.A. Lakers, 1/3
13	4x: last Nikola Pekovic	vs. Minnesota, 2/17

### Opponents Field Goals Attempted

29	Kobe Bryant	at L.A. Lakers, 1/3
27	Kobe Bryant	vs. L.A. Lakers, 3/20
26	Kevin Durant	vs. Oklahoma City, 2/15
26	DeMarcus Cousins	vs. Sacramento (OT), 3/26

### Opponents 3-Point Field Goals Made

6	Nicolas Batum	vs. Portland (OT), 1/14
6	Danny Granger	vs. Indiana (OT), 4/1
5	Kevin Love	at Minnesota, 1/23

### Opponents 3-Point Field Goals Attempted

11	Matt Bonner	vs. San Antonio, 1/21
9	Channing Frye	at Phoenix, 2/9
9	Al Harrington	vs. Denver, 4/16

### Opponents Free Throws Made

12	John Wall	at Washington, 1/16
12	Michael Beasley	vs. Minnesota, 1/30
12	Dirk Nowitzki	at Dallas, 4/18

### Opponents Free Throws Attempted

16	John Wall	at Washington, 1/16
13	Darryl Watkins	vs. New Orleans, 4/26
12	6x: last Dirk Nowitzki	at Dallas, 4/18

### Opponents Offensive Rebounds

9	Nikola Pekovic	vs. Minnesota, 2/17
8	DeJuan Blair	vs. San Antonio, 12/29
7	4x: last DeMarcus Cousins	vs. Sac. (OT), 3/26

### Opponents Defensive Rebounds

16	Andrew Bynum	at L.A. Lakers, 1/3
14	4x: last Marcin Gortat	vs. Phoenix, 4/13

### Opponents Total Rebounds

22	Andrew Bynum	at L.A. Lakers, 1/3
19	Ersan Ilyasova	vs. Milwaukee, 1/25
18	Kevin Love	at Minnesota, 2/4
17	Kevin Love	vs. Minnesota, 2/17

### Opponents Assists

15	Ty Lawson	vs. Denver, 3/2
15	Tony Parker	vs. San Antonio, 1/21
13	Steve Nash	at Phoenix, 2/9
13	Andre Miller	vs. Denver, 4/16

### Opponents Steals

6	Tyrese Evans	vs. Sacramento (OT), 3/26
5	Andre Iguodala	vs. Philadelphia, 2/22
5	Chris Paul	at L.A. Clippers, 3/17
5	Shane Battier	at Miami, 4/22

### Opponents Turnovers

6	8x: last N. Pekovic & R. Rubio	vs. Minnesota, 2/17
---	--------------------------------	---------------------

### Opponents Blocked Shots

7	Brandon Wright	vs. Dallas (OT), 3/24
5	Marc Gasol	at Memphis, 12/30
5	Roy Hibbert	vs. Indiana (OT), 4/1

# 2011-2012 Game Highs

PLAYER	MIN	FGM	3FGM	FTM	OFF	REBOUNDS		AST	ST	TO	BLK	PTS
						DEF	TOT					
JEFF ADRIEN Hou.	17 Feb. 6 at Den.	3 Jan. 6 at OKC.	0	4C Jan. 28 vs N.Y.	2 (2) Jan. 6 at OKC.	9C Feb. 6 at Den.	9 Feb. 6 at Den.	1 Feb. 6 at Den.	0	1 (2) Jan. 28 vs N.Y.	2T Feb. 6 at Den.	7 Jan. 6 at OKC.
EARL BOYKINS	22 March 26 vs Sac.	4 April 2 at Chi.	1 (2) April 2 at Chi.	6 March 26 vs Sac.	0	3 April 2 at Chi.	3 April 2 at Chi.	5 March 26 vs Sac.	1 March 26 vs Sac.	3 (2) March 30 vs Mem.	0	10 March 26 vs Sac.
CHASE BUDINGER	42 (2) April 26 vs N.O.	10 April 26 vs N.O.	5 (2) April 26 vs N.O.	5 Feb. 3 vs Phoe.	5C Jan. 27 vs Wash.	8 (2) March 14 vs Cha.	10 Feb. 3 at Phoe.	4 (3) April 22 at Miami	3T(2) April 9 at Port.	6C March 14 vs Cha.	1 (7) April 8 at Sac.	27 April 26 vs N.O.
MARCUS CAMBY Por.-Hou.	37 (2) April 18 at Dall.	7 (2) April 19 at N.O.	1T(2) April 9 at Port.	3 (3) April 6 at LA-L	7 (3) Feb. 6 vs OKC.	18 (2) Jan. 27 vs Phoe.	22 Jan. 24 vs Mem.	6 Dec. 26 vs Phil.	4 April 1 vs Ind.	4 (2) Jan. 24 vs Mem.	6 March 30 vs Mem.	14 (2) April 19 at N.O.
MARCUS CAMBY Hou.	37 (2) April 18 at Dall.	7 (2) April 19 at N.O.	1T(2) April 9 at Port.	3 (2) April 6 at LA-L	6 April 13 vs Phoe.	13 March 30 vs Mem.	18 April 13 vs Phoe.	5 April 21 vs G.S.	4 April 1 vs Ind.	2 (2) April 19 at N.O.	6 March 30 vs Mem.	14 (2) April 19 at N.O.
SAMUEL DALEMBERT	43 Jan. 19 vs N.O.	9 (2) Jan. 16 at Wash.	0	5 (5) April 26 vs N.O.	9 Jan. 19 vs N.O.	13 Jan. 23 at Minn.	17 (3) March 6 at Bos.	2 (9) March 2 vs Den.	3 (2) April 6 at LA-L	4 (3) March 7 at Tor.	7 April 16 vs Den.	21 Jan. 13 vs Sac.
GORAN DRAGIC	48 March 24 vs Dall.	9 March 30 vs Mem.	5 March 24 vs Dall.	13C April 11 vs Utah	4T April 1 vs Ind.	5 (3) March 13 at OKC.	7 March 20 vs LA-L	14C March 17 at LA-C	4T(4) April 2 at Chi.	6T(3) April 18 at Dall.	1 (10) April 26 vs N.O.	26 April 6 at LA-L
JONNY FLYNN Hou.	20 (3) March 14 vs Cha.	3 (2) March 14 vs Cha.	1 (2) March 14 vs Cha.	3 Jan. 6 at OKC.	1 Jan. 6 at OKC.	3 Jan. 6 at OKC.	4 Jan. 6 at OKC.	6 Jan. 6 at OKC.	1 Jan. 27 vs Wash.	2 (3) Jan. 4 at LA-C	1T March 14 vs Cha.	8 Dec. 30 at Mem.
COURTNEY FORTSON LA-C-Hou.	23C Jan. 17 at Utah	5C Jan. 17 at Utah	1C(3) April 26 vs N.O.	4C Jan. 20 vs Minn.	2C(2) Jan. 20 vs Minn.	2C(3) March 22 vs G.S.	4C Jan. 17 at Utah	2C(4) March 20 vs LA-L	1C(3) April 26 vs N.O.	3C Jan. 22 vs Tor.	0	13C Jan. 17 at Utah
COURTNEY FORTSON Hou.	19 March 22 vs G.S.	4 March 22 vs G.S.	1C(2) April 26 vs N.O.	3 March 22 vs G.S.	1 (2) March 20 vs LA-L	2T(2) March 22 vs G.S.	3 March 18 at Phoe.	2T(2) March 20 vs LA-L	1C(3) April 26 vs N.O.	2 March 17 at LA-C	0	12 March 22 vs G.S.
JORDAN HILL Hou.	28 Dec. 31 vs Atl.	6 (2) March 14 vs Cha.	0	4 Feb. 3 vs Phoe.	7C Jan. 10 at Cha.	11C Dec. 31 vs Atl.	15T Dec. 31 vs Atl.	3T Feb. 8 at Port.	2 Jan. 27 vs Wash.	3T(2) Jan. 10 at Cha.	5T Jan. 10 at Cha.	14 (2) March 14 vs Cha.
COURTNEY LEE	45 April 19 at N.O.	11 April 8 at Sac.	4 (6) April 21 vs G.S.	6 (2) March 20 vs LA-L	2 (5) April 13 vs Phoe.	6 March 18 at Phoe.	7 March 18 at Phoe.	4 (4) April 6 at LA-L	4 (2) April 8 at Sac.	4T March 20 vs LA-L	2T(3) April 13 vs Phoe.	25 (2) April 8 at Sac.
KWYLE LOWRY	49 Jan. 14 vs Port.	13 Jan. 14 vs Port.	9 (2) Feb. 19 vs Utah	4 Feb. 14 at Mem.	4 Jan. 3 at LA-L	9T(2) Jan. 23 at Minn.	11T Jan. 10 at Cha.	18T Dec. 31 vs Atl.	3 Feb. 20 vs Mem.	8C Feb. 29 vs Den.	2 (2) April 16 vs Den.	33 Jan. 14 vs Port.
KEVIN MARTIN	49 Jan. 14 vs Port.	12 (2) Jan. 25 vs Milw.	6 (3) March 2 vs Den.	12 Jan. 14 vs Port.	3 Feb. 1 at S.A.	7 Jan. 19 vs N.O.	9 Feb. 1 at S.A.	8T(2) March 4 vs LA-C	3 Jan. 30 vs Minn.	4 (4) March 2 vs Den.	1 (3) March 2 vs Den.	35 March 2 vs Den.
MARCUS MORRIS	21C April 26 vs N.O.	3C(3) April 26 vs N.O.	1C(2) April 26 vs N.O.	2C(2) March 22 vs G.S.	1C(5) April 2 at Chi.	5C April 26 vs N.O.	5C April 26 vs N.O.	1C(3) April 26 vs N.O.	1C(2) April 26 vs N.O.	2C March 14 vs Cha.	1C(2) April 26 vs N.O.	8C March 22 vs G.S.
CHANDLER PARSONS	46C March 24 vs Dall.	10C April 22 at Miami	3C(5) April 22 at Miami	6C March 7 at Tor.	4C(2) April 15 at Den.	8C March 24 vs Dall.	11C(2) March 24 vs Dall.	7C March 14 vs Cha.	4C April 22 at Miami	4C(2) April 13 vs Phoe.	2C(5) Feb. 29 at Utah	23C April 22 at Miami
PATRICK PATTERSON	32 April 22 at Miami	10C March 26 vs Sac.	0	4T(3) March 26 vs Sac.	4T(6) April 21 vs G.S.	8 April 26 vs N.O.	11 April 26 vs N.O.	4T March 17 at LA-C	2 (4) March 17 at LA-C	3T(4) April 22 at Miami	4T March 2 vs Den.	24C March 26 vs Sac.
LUIS SCOLA	44 March 6 at Bos.	15 March 11 at Clev.	0	8 Feb. 12 at G.S.	6 Jan. 13 vs Sac.	12 March 6 at Bos.	14 (2) March 26 vs Sac.	7T(2) April 16 vs Den.	2 (9) April 21 vs G.S.	5 (7) Feb. 28 vs Tor.	3T(2) April 2 at Chi.	30 March 11 at Clev.
GREG SMITH	20C April 26 vs N.O.	4C April 26 vs N.O.	0	0	3C April 26 vs N.O.	7C April 26 vs N.O.	10C April 26 vs N.O.	1C April 26 vs N.O.	1C(2) April 26 vs N.O.	1C March 4 vs LA-C	4C Feb. 19 vs Utah	8C April 26 vs N.O.
HASHEEM THABEET Hou.	7 Jan. 4 at LA-C	3 Dec. 29 vs S.A.	0	0	1 Dec. 29 vs S.A.	3 March 14 vs Cha.	3 March 14 vs Cha.	0	0	0	2 Jan. 27 vs Wash.	6 Dec. 29 vs S.A.
MALCOLM THOMAS S.A.-Hou.	8C Jan. 17 at Miami	0	0	1C Jan. 17 at Miami	1C Jan. 13 vs Port.	1C(2) Jan. 25 vs Atl.	1C(3) Jan. 25 vs Atl.	1C Jan. 17 at Miami	1C Jan. 25 vs Atl.	0	1C Jan. 17 at Miami	1C Jan. 17 at Miami

# 2011-2012 Game Highs

PLAYER	MIN	FGM	3FGM	FTM	OFF	REBOUNDS		AST	ST	TO	BLK	PTS
						DEF	TOT					
TERRENCE WILLIAMS	28	5 (2)	2 (2)	2 (2)	1 (2)	6	6	2 (3)	2	3	1	13 (2)
Hou.	Jan. 4 at LA-C	Jan. 6 at OKC.	Dec. 29 vs S.A.	March 4 vs LA-C	Jan. 27 vs Wash.	Dec. 26 at Orl.	Dec. 26 at Orl.	March 4 vs LA-C	Jan. 3 at LA-L	Jan. 4 at LA-C	Jan. 7 vs OKC.	Jan. 6 at OKC.
ROCKETS High Games	265 (9) April 19 at N.O.	46 March 10 at N.J.	12 April 18 at Dall.	37 March 7 at Tor.	19 (2) Jan. 27 vs Wash.	43 (2) March 6 at Bos.	57 (2) March 6 at Bos.	29 April 8 at Sac.	13 Feb. 15 vs OKC.	23 Feb. 8 at Port.	11 April 16 vs Den.	114 Jan. 16 at Wash.
ROCKETS Low Games	240 (57) April 26 vs N.O.	29 (2) March 7 at Tor.	1 March 18 at Phoe.	4 Feb. 9 at Phoe.	4 (3) March 27 at Dall.	18 Feb. 17 vs Minn.	26 Feb. 17 vs Minn.	14 (2) Feb. 28 vs Tor.	1 March 2 vs Den.	8 (2) April 2 at Chi.	0 (2) Jan. 4 at LA-C	81 March 27 at Dall.
OPPONENTS High Games	265 (9) April 19 at N.O.	47 Jan. 4 at LA-C	14 Jan. 25 vs Milw.	32 April 6 at LA-L	23 March 30 vs Mem.	44 April 19 at N.O.	57 April 19 at N.O.	31 March 7 at Tor.	14 March 26 vs Sac.	24 Jan. 27 vs Wash.	15 March 24 vs Dall.	120 Jan. 30 vs Minn.
OPPONENTS Low Games	240 (57) April 26 vs N.O.	27 April 26 vs N.O.	0 (2) Feb. 22 vs Phil.	7 Dec. 26 at Orl.	3 March 27 at Dall.	21 Jan. 17 vs Det.	29 Feb. 8 at Port.	10 (2) April 22 at Miami	1 Dec. 26 at Orl.	6 March 2 vs Den.	1 (2) April 18 at Dall.	70 Jan. 10 at Cha.

"C" indicates a new career high, "T" a tied career high. Numbers in parentheses indicate the number of games in which a player or team has reached a given total (if more than one).



**HE WOULDN'T LEAVE YOU.  
PLEASE DON'T LEAVE HIM.**



**MAKE ARRANGEMENTS  
FOR YOUR ANIMALS  
IN THE EVENT OF A NATURAL DISASTER.**

***PETA***

**HELPINGANIMALS.COM**

# *The Records*



Records

# Rockets All-Time Leaders

(Minimum 75 Rockets Games Played; Current Rockets Players Bolded)

## Points

Player	Yrs	G	FGM	FGA	3FGM	3FGA	FTM	FTA	Pts.	Avg.
1. Hakeem Olajuwon	17	1,177	10,555	20,573	25	122	5,376	7,537	26,511	22.5
2. Calvin Murphy	13	1,002	7,247	15,030	10	72	3,445	3,864	17,949	17.9
3. Rudy Tomjanovich	11	768	5,630	11,240	34	130	2,089	2,666	13,383	17.4
4. Elvin Hayes	7	572	4,725	10,614	2	11	2,310	3,500	11,762	20.6
5. Moses Malone	6	464	4,047	7,879	1	15	3,024	4,108	11,119	24.0
6. Yao Ming	9	486	3,380	6,445	2	10	2,485	2,984	9,247	19.0
7. Robert Reid	10	762	3,747	8,031	76	270	1,253	1,710	8,823	11.6
8. Mike Newlin	8	604	3,191	6,917	—	—	2,098	2,428	8,480	14.0
9. Otis Thorpe	7	518	3,215	5,747	3	33	1,744	2,604	8,177	15.8
10. Cuttino Mobley	6	436	2,654	6,141	672	1,807	1,468	1,750	7,448	17.1

## Scoring Average

Player	G	Points	Avg.
1. Moses Malone	464	11,119	24.0
2. Tracy McGrady	303	6,888	22.7
3. Hakeem Olajuwon	1,177	26,511	22.5
4. <b>Kevin Martin</b>	<b>144</b>	<b>3,068</b>	<b>21.3</b>
5. Elvin Hayes	572	11,762	20.6
6. Ralph Sampson	305	5,995	19.7
7. Don Kojis	206	4,037	19.6
8. Clyde Drexler	219	4,155	19.0
Steve Francis	384	7,281	19.0
Yao Ming	486	9,247	19.0

## Rebounding Average

Player	G	Reb.	Avg.
1. Moses Malone	464	6,959	15.0
2. Charles Barkley	183	2,235	12.2
Elvin Hayes	572	6,974	12.2
4. Hakeem Olajuwon	1,177	13,382	11.4
5. Ralph Sampson	305	3,189	10.5
6. Otto Moore	95	952	10.0
7. Otis Thorpe	518	5,010	9.7
8. Yao Ming	486	4,494	9.2
9. Don Kojis	206	1,874	9.1
10. Zaid Abdul-Aziz	206	1,750	8.5
Kevin Kunnert	341	2,891	8.5

## Assists Average

Player	G	Ast.	Avg.
1. John Lucas Jr.	325	2,358	7.3
2. Steve Francis	384	2,411	6.3
3. Art Williams	238	1,418	6.0
4. Rafer Alston	267	1,519	5.7
5. Tracy McGrady	303	1,699	5.6
Kyle Lowry	218	1,212	5.6
7. Clyde Drexler	219	1,192	5.4
Sleepy Floyd	439	2,363	5.4
9. Kenny Smith	468	2,457	5.3
Jimmy Walker	84	446	5.3

## Field Goal Percentage

(min. 350 made)

Player	FGM	FGA	Pct.
1. Carl Landry	677	1,189	.569
2. Otis Thorpe	3,215	5,747	.559
3. Chucky Brown	405	729	.556
4. Kelvin Cato	764	1,455	.525
Lewis Lloyd	1,853	3,531	.525
6. Yao Ming	3,380	6,445	.524
7. Rodney McCray	1,940	3,720	.522
8. Bill Willoughby	390	751	.519
9. Chuck Hayes	811	1,566	.518
10. Moses Malone	4,047	7,879	.514

## Free Throw Percentage

(min. 150 made)

Player	FTM	FTA	Pct.
1. Rick Barry	303	322	.941
2. <b>Kevin Martin</b>	<b>925</b>	<b>1,033</b>	<b>.895</b>
3. Calvin Murphy	3,445	3,864	.892
4. Jimmy Walker	244	277	.881
5. Steve Harris	176	200	.880
6. Mike Newlin	2,098	2,428	.864
7. Mario Elie	748	870	.860
Purvis Short	283	329	.860
9. Kenny Smith	1,049	1,224	.857
10. Aaron Brooks	514	602	.854

## 3-Point Field Goal Percentage

(min. 55 made)

Player	3PM	3PA	Pct.
1. Kenny Smith	521	1,280	.407
Scott Brooks	72	177	.407
3. Courtney Lee	158	391	.404
4. Walt Williams	278	692	.402
5. Luther Head	383	977	.392
6. Pete Chilcutt	72	184	.391
Jim Jackson	216	552	.391
Scott Padgett	86	220	.391
9. Matt Bullard	557	1,432	.389
10. Shane Battier	576	1,483	.388

## Steals Average

Player	G	Stl.	Avg.
1. Clyde Drexler	219	412	1.88
2. Hakeem Olajuwon	1,177	2,088	1.77
3. Steve Francis	384	619	1.61
4. John Lucas Jr.	325	469	1.54
5. Rafer Alston	267	385	1.44

## Blocked Shots Average

Player	G	Blk.	Avg.
1. Hakeem Olajuwon	1,177	3,740	3.18
2. Ralph Sampson	305	585	1.92
3. Yao Ming	486	920	1.89
4. Eddie Griffin	150	245	1.63
Moses Malone	464	758	1.63



# Rockets All-Time Leaders

## Years

1. Hakeem Olajuwon	17
2. Calvin Murphy	13
3. Rudy Tomjanovich	11
4. Robert Reid	10
Allen Leavell	10
6. Matt Bullard	9
Yao Ming	9
8. Mike Newlin	8
9. Elvin Hayes	7
Otis Thorpe	7
Moochie Norris	7

## Games

1. Hakeem Olajuwon	1,177
2. Calvin Murphy	1,002
3. Rudy Tomjanovich	768
4. Robert Reid	762
5. Allen Leavell	700
6. Mike Newlin	604
7. Elvin Hayes	572
8. Matt Bullard	538
9. Otis Thorpe	518
10. Yao Ming	486

## Minutes

1. Hakeem Olajuwon	42,844
2. Calvin Murphy	30,607
3. Rudy Tomjanovich	25,714
4. Robert Reid	21,718
5. Elvin Hayes	20,782
6. Otis Thorpe	18,631
7. Moses Malone	17,780
8. Mike Newlin	17,646
9. Cuttino Mobley	16,343
10. Allen Leavell	16,248

## Rebounds

1. Hakeem Olajuwon	13,382
2. Elvin Hayes	6,974
3. Moses Malone	6,959
4. Rudy Tomjanovich	6,198
5. Otis Thorpe	5,010
6. Yao Ming	4,494
7. Robert Reid	3,706
8. Ralph Sampson	3,189
9. Luis Scola	2,984
10. Kevin Kunnert	2,891

## Assists

1. Calvin Murphy	4,402
2. Allen Leavell	3,339
3. Hakeem Olajuwon	2,992
4. Mike Newlin	2,581
5. Kenny Smith	2,457
6. Steve Francis	2,411
7. Sleepy Floyd	2,363
8. John Lucas Jr.	2,358
9. Robert Reid	2,253
10. Vernon Maxwell	1,730

## Steals

1. Hakeem Olajuwon	2,088
2. Calvin Murphy	1,165
3. Allen Leavell	929
4. Robert Reid	881
5. Steve Francis	619
6. Vernon Maxwell	559
7. Cuttino Mobley	526
8. Sleepy Floyd	470
9. John Lucas Jr.	469
10. Mike Newlin	467
Kenny Smith	467

## Blocked Shots

1. Hakeem Olajuwon	3,740
2. Yao Ming	920
3. Moses Malone	758
4. Ralph Sampson	585
5. Kelvin Cato	431
6. Kevin Kunnert	413
7. Robert Reid	364
8. Shane Battier	351
9. Robert Horry	343
10. Dikembe Mutombo	293

## Field Goals Made

1. Hakeem Olajuwon	10,555
2. Calvin Murphy	7,247
3. Rudy Tomjanovich	5,630
4. Elvin Hayes	4,725
5. Moses Malone	4,047
6. Robert Reid	3,747
7. Yao Ming	3,380
8. Otis Thorpe	3,215
9. Mike Newlin	3,191
10. Cuttino Mobley	2,654

## Field Goals Attempted

1. Hakeem Olajuwon	20,573
2. Calvin Murphy	15,030
3. Rudy Tomjanovich	11,240
4. Elvin Hayes	10,614
5. Robert Reid	8,031
6. Moses Malone	7,879
7. Mike Newlin	6,917
8. Yao Ming	6,445
9. Cuttino Mobley	6,141
10. Tracy McGrady	5,962

## 3-Pointers Made

1. Vernon Maxwell	730
2. Cuttino Mobley	672
3. Shane Battier	576
4. Matt Bullard	557
5. Kenny Smith	521
6. Rafer Alston	517
7. Tracy McGrady	472
8. Steve Francis	470
9. Aaron Brooks	406
10. Luther Head	383

## 3-Pointers Attempted

1. Vernon Maxwell	2,241
2. Cuttino Mobley	1,807
3. Shane Battier	1,483
4. Rafer Alston	1,478
5. Tracy McGrady	1,464
6. Matt Bullard	1,432
7. Steve Francis	1,363
8. Kenny Smith	1,280
9. Aaron Brooks	1,112
10. Clyde Drexler	1,072

## Free Throws Made

1. Hakeem Olajuwon	5,376
2. Calvin Murphy	3,445
3. Moses Malone	3,024
4. Yao Ming	2,485
5. Elvin Hayes	2,310
6. Mike Newlin	2,098
7. Rudy Tomjanovich	2,089
8. Steve Francis	1,797
9. Otis Thorpe	1,744
10. Cuttino Mobley	1,468

## Free Throws Attempted

1. Hakeem Olajuwon	7,537
2. Moses Malone	4,108
3. Calvin Murphy	3,864
4. Elvin Hayes	3,500
5. Yao Ming	2,984
6. Rudy Tomjanovich	2,666
7. Otis Thorpe	2,604
8. Mike Newlin	2,428
9. Steve Francis	2,278
10. Tracy McGrady	1,905

## Personal Fouls

1. Hakeem Olajuwon	4,236
2. Calvin Murphy	3,250
3. Robert Reid	2,502
4. Rudy Tomjanovich	1,937
5. Mike Newlin	1,916

## Disqualifications

1. Hakeem Olajuwon	80
2. Calvin Murphy	53
3. Kevin Kunnert	47
4. Ralph Sampson	45
5. Robert Reid	34


## Turnovers

1. Hakeem Olajuwon	3,569
2. Moses Malone	1,448
3. Steve Francis	1,399
4. Allen Leavell	1,324
5. Otis Thorpe	1,320

## Double-Doubles

1. Hakeem Olajuwon	771
2. Moses Malone	386
3. Elvin Hayes	357
4. Rudy Tomjanovich	227
5. Otis Thorpe	226

# Rockets 40-Point Club



## Elvin Hayes (25 Games)

Date	Opponent	FGM-A	FTM-A	TP
Nov. 13, 1968	vs. Detroit	20-45	14-17	54
Nov. 20, 1970	vs. Seattle	18-35	14-16	50
Jan. 30, 1970	vs. Seattle	18-35	13-19	49
Nov. 25, 1970	at Cincinnati	17-30	14-15	48
Feb. 25, 1970	at Boston	17-34	12-16	46
Nov. 22, 1968	at Seattle	19-36	7-8	45
Nov. 7, 1970	at San Francisco	19-38	7-10	45
Jan. 30, 1971	at Cincinnati	15-28	14-23	44
Dec. 21, 1971	at Portland	18-28	8-9	44
Nov. 22, 1969	vs. Boston	17-34	9-10	43
Dec. 30, 1971	vs. Atlanta	16-26	10-15	42
Jan. 11, 1972	at Seattle	17-33	8-10	42
Feb. 14, 1970	vs. San Francisco	16-23	9-14	41
Feb. 3, 1971	vs. Milwaukee	15-34	11-16	41
Nov. 12, 1968	at Chicago	15-29	10-16	40
Dec. 18, 1968	at Detroit	16-26	8-12	40
Dec. 27, 1968	vs. New York	16-31	8-12	40
Dec. 28, 1968	at Phoenix	16-31	8-11	40
Jan. 29, 1969	vs. L.A. Lakers	16-35	8-10	40
Dec. 6, 1969	vs. L.A. Lakers	16-24	8-10	40
Mar. 12, 1970	at Cincinnati	17-27	6-11	40
Oct. 22, 1970	vs. Cleveland	17-27	6-8	40
Oct. 28, 1970	at Cleveland	16-27	8-10	40
Dec. 13, 1970	at Cleveland	16-35	8-11	40
Jan. 1, 1971	at L.A. Lakers	19-41	2-4	40

## Moses Malone (22 Games)

Date	Opponent	FGM-A	FTM-A	TP
Feb. 2, 1982	vs. San Diego	19-30	15-18	53
Mar. 11, 1981	vs. Golden State	20-28	11-12	51
Mar. 13, 1982	vs. Portland	17-26	15-19	49
Feb. 7, 1982	at Kansas City	18-28	11-15	47
Mar. 26, 1982	at Seattle	19-33	8-11	46
Feb. 18, 1979	at New Jersey	14-23	17-19	45
Nov. 13, 1979	at Chicago	17-25	11-13	45
Feb. 5, 1982	vs. Phoenix	17-26	11-14	45
Oct. 17, 1979	vs. Indiana	16-22	12-14	44
Feb. 17, 1982	at Cleveland	15-26	14-17	44
Feb. 27, 1982	at Dallas	15-26	14-17	44
Feb. 26, 1982	vs. Golden State	13-28	17-20	43
Mar. 2, 1982	vs. San Antonio	13-27	17-22	43
Oct. 31, 1981	at San Diego	15-25	12-14	42
Dec. 26, 1981	at Utah	17-24	8-10	42
Oct. 21, 1980	vs. Denver	12-20	17-21	41
Nov. 15, 1980	at Seattle	15-22	11-15	41
Jan. 14, 1981	vs. Chicago	17-27	7-9	41
Mar. 25, 1982	at Portland	17-31	7-10	41
Jan. 8, 1980	at Cleveland	18-32	4-5	40
Nov. 28, 1980	at San Antonio	14-21	12-15	40
Jan. 2, 1981	at Dallas	13-25	14-19	40

## Tracy McGrady (15 Games)

Date	Opponent	FGM-A	FTM-A	TP
Dec. 2, 2004	at Dallas	19-36	4-7	48
Nov. 1, 2007	at Utah	17-27	11-14	47
Jan. 9, 2005	at Denver	15-26	10-14	45
Jan. 16, 2007	at Dallas	17-29	7-9	45
Mar. 28, 2005	at Utah	15-21	11-16	44
Apr. 5, 2005	at Golden State	18-34	6-6	44
Jan. 5, 2007	vs. Utah	14-31	13-16	44
Jan. 22, 2006	at Detroit	17-33	7-8	43
Dec. 31, 2004	vs. Milwaukee	13-24	13-16	42
Jan. 23, 2006	at Milwaukee	17-32	4-4	41
Nov. 13, 2007	at Memphis	16-28	6-10	41
Mar. 8, 2008	vs. New Orleans	17-27	4-4	41
Feb. 4, 2005	at Minnesota	11-26	14-18	40
Apr. 8, 2007	at Sacramento	14-28	9-12	40
Dec. 1, 2007	at Sacramento	14-30	7-8	40

## Hakeem Olajuwon (32 Games)

Date	Opponent	FGM-A	FTM-A	TP
Apr. 19, 1990	vs. Denver	21-34	10-13	52
Jan. 18, 1996	vs. Boston	20-37	11-14	51
Jan. 30, 1997	vs. Denver	24-40	0-0	48
Jan. 13, 1995	vs. San Antonio	21-35	5-7	47
Mar. 23, 1996	vs. Minnesota	16-23	14-18	46
Apr. 10, 1993	vs. San Antonio	16-30	13-13	45
Jan. 13, 1994	at Washington	16-27	13-14	45
Mar. 29, 1997	vs. Denver	14-24	16-17	45
Dec. 30, 1986	at L.A. Clippers	19-27	6-8	44
Apr. 8, 1989	at Miami	15-29	13-19	43
Nov. 9, 1994	at Indiana	15-25	13-18	43
Dec. 6, 1984	at Golden State	18-22	6-9	42
Jan. 16, 1993	vs. New York	15-26	12-14	42
Apr. 6, 1993	vs. L.A. Clippers	17-25	8-11	42
Apr. 12, 1994	vs. Minnesota	18-29	6-7	42
Dec. 29, 1994	vs. Golden State	12-25	14-18	42
Feb. 29, 1996	vs. Philadelphia	15-25	12-17	42
Mar. 10, 1996	at Vancouver	16-26	10-11	42
Nov. 5, 1985	vs. Portland	14-25	13-17	41
Dec. 20, 1989	at Golden State	15-23	11-15	41
Mar. 1, 1990	vs. Phoenix	15-30	11-11	41
Mar. 15, 1994	vs. Portland	17-24	7-8	41
Jan. 3, 1995	at Dallas	16-28	9-10	41
Jan. 14, 1995	at Denver	16-26	9-10	41
Feb. 2, 1995	vs. Utah	15-22	11-15	41
Jan. 25, 1997	vs. Utah	14-29	12-14	41
Mar. 14, 1989	at Sacramento	14-28	12-16	40
Feb. 11, 1992	at Seattle	16-22	8-8	40
Jan. 3, 1993	at Portland	16-22	8-10	40
Jan. 22, 1994	vs. Utah	13-25	14-19	40
Mar. 7, 1995	vs. Phoenix	16-23	8-10	40
Feb. 19, 1996	vs. Sacramento	17-35	6-8	40

# Rockets 40-Point Club

## Calvin Murphy (7 Games)

Date	Opponent	FGM-A	FTM-A	TP
Mar. 18, 1978	vs. New Jersey	24-40	9-12	57*
Mar. 10, 1978	vs. Washington	21-38	4-4	46
Dec. 28, 1974	vs. Buffalo	18-25	9-10	45
Apr. 7, 1978	vs. New Orleans	17-32	8-8	42
Jan. 3, 1981	vs. Denver	16-27	10-10	42
Jan. 7, 1978	at Atlanta	18-31	5-6	41
Oct. 31, 1975	at Detroit	15-23	10-10	40

\*Franchise record

## Clyde Drexler (4 Games)

Date	Opponent	FGM-A	FTM-A	TP
Nov. 5, 1997	at L.A. Clippers	15-25	10-11	43
Mar. 30, 1995	at L.A. Clippers	12-23	14-18	41
Dec. 2, 1995	vs. Charlotte	17-23	2-4	41
Apr. 6, 1995	at Golden State	14-22	10-14	40

## Ralph Sampson (4 Games)

Date	Opponent	FGM-A	FTM-A	TP
Nov. 17, 1984	vs. San Antonio	19-27	5-6	43
Feb. 7, 1985	vs. Golden State	17-24	8-12	42
Feb. 8, 1984	at Philadelphia	16-26	9-10	41
Feb. 16, 1985	at Cleveland	13-25	15-17	41

## Cuttino Mobley (3 Games)

Date	Opponent	FGM-A	FTM-A	TP
Jan. 18, 2001	at Golden State	14-26	11-13	41
Jan. 24, 2002	vs. New Jersey	13-24	12-12	41
Feb. 23, 2002	vs. Boston	13-26	10-10	40

## Rudy Tomjanovich (3 Games)

Date	Opponent	FGM-A	FTM-A	TP
Jan. 13, 1974	vs. Buffalo	16-27	10-13	42
Dec. 6, 1974	vs. Boston	19-31	3-3	41
Jan. 12, 1977	vs. Boston	17-27	6-8	40

## Kevin Martin (2 Games)

Date	Opponent	FGM-A	FTM-A	TP
Jan. 5, 2011	vs. Portland	13-18	13-15	45
Dec. 11, 2010	vs. Cleveland	12-19	13-14	40

## Vernon Maxwell (2 Games)

Date	Opponent	FGM-A	FTM-A	TP
Jan. 26, 1991	vs. Cleveland	14-25	19-22	51
Apr. 5, 1991	at Denver	14-25	9-10	45

## Yao Ming (2 Games)

Date	Opponent	FGM-A	FTM-A	TP
Feb. 22, 2004	vs. Atlanta	15-21	11-13	41
Dec. 20, 2004	vs. Toronto	13-16	14-18	40

## One Game Each (14 Rockets)

Player	Date	Opponent	FGM-A	FTM-A	TP
Mike Dunleavy	Dec. 6, 1980	vs. Denver	19-30	10-13	48
Steve Francis	Jan. 17, 2003	vs. L.A. Lakers	12-21	14-17	44
Luis Scola	Mar. 13, 2010	vs. New Jersey	20-25	4-6	44
Charles Barkley	Nov. 29, 1997	at Golden State	15-20	12-14	43
Stu Lantz	Oct. 20, 1970	vs. Phoenix	16-27	11-13	43
Aaron Brooks	Jan. 13, 2010	vs. Minnesota	14-30	9-12	43
Jim Barnett	Feb. 18, 1970	vs. Seattle (at Eugene)	18-29	6-10	42
Henry Finkel	Mar. 7, 1968	vs. L.A. Lakers	13-22	16-18	42
Allen Leavell	Feb. 2, 1983	vs. Denver	14-26	11-12	42
Kenny Smith	Dec. 26, 1993	at L.A. Lakers	16-24	6-6	41
Eric Floyd	Feb. 26, 1991	at Denver	16-25	7-7	40
Robert Horry	Nov. 16, 1995	at Milwaukee	16-26	0-1	40
Don Kojis	Dec. 3, 1969	vs. Chicago	17-19	6-6	40
Otis Thorpe	Dec. 7, 1993	vs. Charlotte	14-19	12-12	40



# Opponents 40-Point Club

## Kobe Bryant (8 Games)

Date	Team	FGM-A	FTM-A	TP
Dec. 15, 2006	at L.A. Lakers	17-38	14-16	53
Mar. 30, 2007	at L.A. Lakers	19-44	12-14	53
Feb. 18, 2003	at L.A. Lakers	19-28	11-11	52
Nov. 17, 2002	at L.A. Lakers	18-37	9-11	46
Dec. 21, 2000	L.A. Lakers	20-26	4-6	45
Oct. 30, 2007	L.A. Lakers	13-32	18-27	45
Apr. 2, 2006	at L.A. Lakers	19-32	2-2	43
Nov. 4, 2009	L.A. Lakers	15-30	11-15	41

## Kareem Abdul-Jabbar (7 Games)

Date	Team	FGM-A	FTM-A	TP
Jan. 25, 1973	Milwaukee	24-32	0-0	48
Feb. 6, 1986	L.A. Lakers	21-30	4-4	46
Mar. 3, 1974	Milwaukee	19-33	6-9	44
Mar. 16, 1986	at L.A. Lakers	16-24	11-16	43
Mar. 18, 1972	Milwaukee	17-27	8-12	42
Feb. 3, 1978	Milwaukee	17-30	7-8	41
Feb. 5, 1985	L.A. Lakers	16-29	8-9	40

## George Gervin (5 Games)

Date	Team	FGM-A	FTM-A	TP
Mar. 30, 1979	at San Antonio	15-24	16-18	46
Dec. 30, 1981	at San Antonio	17-33	8-9	42
Jan. 25, 1985	San Antonio	21-26	0-0	42
Feb. 12, 1980	at San Antonio	15-25	8-8	41
Jan. 13, 1984	at San Antonio	15-26	10-12	40

## Michael Jordan (5 Games)

Date	Team	FGM-A	FTM-A	TP
Jan. 18, 1998	at Chicago	16-29	11-12	45
Dec. 12, 1987	at Chicago	16-28	12-12	44
Mar. 16, 1987	Chicago	15-28	14-14	44
Jan. 15, 1987	at Chicago	17-43	8-9	43
Apr. 5, 1998	Chicago	18-31	3-5	40

## Jerry West (4 Games)

Date	Team	FGM-A	FTM-A	TP
Feb. 3, 1968	L.A. Lakers	15-25	12-15	42
Nov. 29, 1970	at L.A. Lakers	16-27	9-10	41
Jan. 1, 1971	at L.A. Lakers	17-34	7-8	41
Dec. 30, 1968	L.A. Lakers	15-30	10-13	40

## Julius Erving (3 Games)

Date	Team	FGM-A	FTM-A	TP
Oct. 13, 1979	at Philadelphia	15-22	14-14	44
Feb. 8, 1984	at Philadelphia	15-25	11-13	42
Nov. 23, 1979	Philadelphia	17-29	7-7	41

## Gail Goodrich (3 Games)

Date	Team	FGM-A	FTM-A	TP
Mar. 9, 1969	at Phoenix	16-32	15-18	47
Feb. 5, 1974	L.A. Lakers	18-29	8-10	44
Dec. 8, 1971	L.A. Lakers	16-29	10-12	42

## Allen Iverson (3 Games)

Date	Team	FGM-A	FTM-A	TP
Jan. 15, 2002	at Philadelphia	21-42	14-14	58*
Feb. 3, 2000	Philadelphia	16-25	7-12	40
Mar. 1, 2006	Philadelphia	16-29	7-9	40

\*Franchise record

## Bob McAdoo (3 Games)

Date	Team	FGM-A	FTM-A	TP
Mar. 18, 1975	Buffalo	22-31	7-9	51
Mar. 28, 1973	Buffalo (at S.A.)	20-36	5-6	45
Mar. 22, 1975	at Buffalo	18-30	6-9	42

## Geoff Petrie (3 Games)

Date	Team	FGM-A	FTM-A	TP
Jan. 20, 1973	Portland	19-35	13-14	51
Mar. 16, 1973	at Portland	19-28	13-16	51
Mar. 7, 1971	Portland	16-32	8-9	40

## Carmelo Anthony (2 Games)

Date	Team	FGM-A	FTM-A	TP
Feb. 7, 2011	at Denver	16-24	16-18	50
Mar. 15, 2010	Denver	18-35	6-7	45

## Nate Archibald (2 Games)

Date	Team	FGM-A	FTM-A	TP
Nov. 18, 1972	Kansas City	17-34	17-18	51
Feb. 13, 1973	at Kansas City	22-33	5-5	49

## Gilbert Arenas (2 Games)

Date	Team	FGM-A	FTM-A	TP
Jan. 3, 2006	at Washington	13-25	13-16	44
Dec. 9, 2006	at Washington	13-30	8-13	41

## Larry Bird (2 Games)

Date	Team	FGM-A	FTM-A	TP
Mar. 17, 1985	at Boston	17-32	14-15	48
Feb. 9, 1988	Boston	17-27	9-10	44

## Tom Chambers (2 Games)

Date	Team	FGM-A	FTM-A	TP
Jan. 6, 1988	at Seattle	15-23	15-15	46
Mar. 10, 1987	Seattle	14-27	11-12	42

## Adrian Dantley (2 Games)

Date	Team	FGM-A	FTM-A	TP
Jan. 4, 1984	Utah (at Las Vegas)	9-15	28-29	46
Nov. 14, 1980	at Utah	16-27	11-11	43

## Monta Ellis (2 Games)

Date	Team	FGM-A	FTM-A	TP
Oct. 27, 2010	at Golden State	18-24	9-12	46
Dec. 20, 2010	at Golden State	15-20	11-14	44

## Alex English (2 Games)

Date	Team	FGM-A	FTM-A	TP
Nov. 19, 1985	at Denver	21-30	12-12	54
Dec. 30, 1985	at Denver	17-33	8-11	42

## Antonio McDyess (2 Games)

Date	Team	FGM-A	FTM-A	TP
Nov. 30, 2000	at Denver	15-28	10-12	40
Jan. 20, 2000	Denver	15-25	10-11	40

## Glen Rice (2 Games)

Date	Team	FGM-A	FTM-A	TP
Jan. 21, 1997	Charlotte	13-25	14-16	42
Dec. 9, 1993	Miami	14-29	8-10	40

## Dominique Wilkins (2 Games)

Date	Team	FGM-A	FTM-A	TP
Dec. 21, 1985	at Atlanta	19-32	10-10	49
Dec. 17, 1995	Boston	16-27	6-9	43

# Opponents 40-Point Club

## One Game Each (56 Opponents)

Player	Date	Team	FGM-A	FTM-A	TP
Dirk Nowitzki	Dec. 2, 2004	at Dallas	15-32	21-22	53
Rick Barry	Jan. 17, 1973	Golden State (at S.A.)	24-33	3-4	51
Phil Smith	Dec. 11, 1976	at Golden State	18-27	15-20	51
Dana Barros	Mar. 14, 1995	at Philadelphia	21-26	6-8	50
Cazzie Russell	Dec. 11, 1973	at Golden State	22-43	5-6	49
Lou Hudson	Mar. 11, 1970	at Atlanta	22-33	4-5	48
Mike Woodson	Feb. 20, 1983	Kansas City	22-24	3-6	48
Mitch Richmond	Dec. 15, 1995	Sacramento	17-29	10-13	47
Mike Mitchell	Feb. 8, 1980	Cleveland	20-36	6-7	46
Jerry Stackhouse	Jan. 4, 2001	Detroit	15-27	13-14	46
World B. Free	Feb. 16, 1985	at Cleveland	17-30	5-5	45
Walt Hazzard	Dec. 28, 1967	Seattle	17-34	11-13	45
Karl Malone	Apr. 19, 1995	at Utah	16-24	13-18	45
Kiki Vandeweghe	Mar. 6, 1984	at Denver	16-26	13-14	45
Dwyane Wade	Dec. 29, 2010	Miami	17-24	10-10	45
Connie Hawkins	Mar. 22, 1970	Phoenix	15-30	14-18	44
Gus Johnson	Feb. 11, 1968	at Baltimore	19-28	6-8	44
Drazen Petrovic	Jan. 24, 1993	at New Jersey	17-23	7-7	44
Jalen Rose	Mar. 16, 2002	Chicago	18-34	5-5	44
Tom Van Arsdale	Feb. 13, 1971	Cincinnati	19-31	6-8	44
David West	Dec. 29, 2009	New Orleans	18-30	6-8	44
Vince Carter	Mar. 5, 2002	Toronto	18-31	5-6	43
Walt Frazier	Oct. 30, 1969	at New York	14-22	15-19	43
Kevin Grevey	Mar. 10, 1978	Washington	15-24	13-15	43
Antawn Jamison	Jan. 18, 2001	at Golden State	14-27	13-16	43
Jason Kidd	Mar. 29, 2001	Phoenix	16-34	6-8	43
Bob Love	Mar. 6, 1974	Chicago	18-29	7-7	43
Pete Maravich	Feb. 6, 1977	at New Orleans	17-33	9-10	43
George McGinnis	Jan. 9, 1980	Denver	14-17	15-17	43
Gary Payton	Apr. 16, 2000	Seattle	17-31	7-8	43
Stephen Jackson	Jan. 12, 2010	at Charlotte	15-22	10-11	43
Otis Birdsong	Dec. 5, 1980	at Kansas City	19-25	4-4	42
Butch Carter	Nov. 1, 1983	at Indiana	16-23	8-14	42
Bob Lanier	Nov. 4, 1972	Detroit (at S.A.)	17-33	8-8	42
Jack Marin	Nov. 7, 1971	Baltimore	18-28	6-7	42
Jamal Mashburn	Apr. 11, 1995	Dallas	16-37	9-16	42
Sidney Moncrief	Feb. 24, 1983	Milwaukee	14-24	14-14	42
Bob Rule	Feb. 18, 1970	Seattle (at Eugene)	16-33	10-12	42
Brandon Roy	Oct. 31, 2009	Portland	12-20	13-13	42
Michael Adams	Apr. 5, 1991	at Denver	15-34	5-5	41
Elgin Baylor	Feb. 25, 1968	L.A. Lakers	16-23	9-15	41
Billy Cunningham	Oct. 14, 1971	Philadelphia	14-21	13-17	41
John Drew	Feb. 18, 1978	Atlanta	12-26	17-19	41
Clyde Drexler	Mar. 20, 1990	Portland	18-26	5-8	41
Shaquille O'Neal	Jan. 19, 2001	at L.A. Lakers	17-23	7-18	41
Charlie Scott	Feb. 17, 1973	Phoenix	15-28	11-13	41
David Thompson	Jan. 12, 1978	Denver	17-24	7-8	41
John Williamson	Feb. 18, 1979	at New Jersey	17-30	7-10	41
Baron Davis	Apr. 5, 2005	at Golden State	11-20	15-16	40
Mike Davis	Nov. 18, 1969	at Baltimore	17-30	6-7	40
Rudy LaRusso	Feb. 1, 1968	San Francisco	17-28	6-8	40
Jeff Malone	Nov. 28, 1992	Utah	16-21	8-10	40
Stephon Marbury	Feb. 17, 1999	Minnesota	16-24	8-11	40
Don Nelson	Feb. 25, 1970	at Boston	13-18	14-15	40
Jim Paxson	Jan. 15, 1985	at Portland	16-18	7-8	40
David Robinson	Mar. 12, 1994	San Antonio	15-26	10-14	40

# Rockets Team Records

## Most Points Scored

<b>Season:</b>	9,732 (118.7 per game)	1969-70
	9,456 (115.3 per game)	1968-69
	9,379 (114.4 per game)	1985-86
<b>Game:</b>	156 at Denver	1/10/91
	151 at Cincinnati	3/12/70
	150 vs. Cincinnati	2/15/70
<b>Half:</b>	94 at Denver, 2nd	1/10/91
	88 vs. Cincinnati, 2nd	2/15/70
	87 vs. Denver, 1st	11/6/90
<b>Quarter:</b>	50 at Denver, 4th	1/10/91
<b>1st Qtr.:</b>	44 vs. Denver	11/6/90
<b>2nd Qtr.:</b>	45 at New York	3/21/10
<b>3rd Qtr.:</b>	47 vs. New York	3/19/80
<b>4th Qtr.:</b>	50 at Denver	1/10/91
<b>Overtime:</b>	23 vs. Dallas (2OT), 1st OT	4/11/95

## Fewest Points Scored

<b>Season:</b>	4,711 (94.2 per game)	1998-99
	6,474 (98.1 per game)	2011-12
	7,362 (89.8 per game)	2003-04
<b>Game:</b>	66 vs. Miami	12/21/96
	66 vs. Portland	4/8/03
	66 at Detroit	1/7/04
	66 at Miami	2/9/10
<b>Half:</b>	24 at San Antonio, 1st	11/13/01
	24 vs. New Orleans (OT), 2nd	1/19/12
	25 3x: last at New Orleans, 2nd	3/19/08
<b>Quarter:</b>	7 at L.A. Lakers, 4th	11/15/91
	7 vs. New Orleans, 3rd	12/29/02
	7 vs. New Orleans (OT), 4th	1/19/12
<b>1st Qtr.:</b>	8 3x: last at San Antonio	12/13/03
<b>2nd Qtr.:</b>	8 vs. San Antonio	12/11/03
<b>3rd Qtr.:</b>	7 vs. New Orleans	12/29/02
<b>4th Qtr.:</b>	7 at L.A. Lakers	11/15/91
	7 vs. New Orleans (OT)	1/19/12
<b>Overtime:</b>	0 vs. Portland (OT)	1/22/83

## Largest Margin of Victory

<b>Game:</b>	52 vs. New Jersey	10/18/78
	(139-87)	

## Largest Margin of Defeat

<b>Game:</b>	56* vs. Seattle	12/6/86
	(80-136)	

\*NBA record for visiting team

## Most Field Goals Made

<b>Season:</b>	3,866	1969-70
	3,772	1972-73
	3,759	1985-86
<b>Game:</b>	67 at Cincinnati	3/12/70
	64 vs. L.A. Clippers	3/15/86
	63 vs. Cincinnati	2/15/70
	63 vs. San Antonio	1/20/84

## Fewest Field Goals Made

<b>Season:</b>	1,755	1998-99
	2,489	2011-12
	2,708	2005-06
<b>Game:</b>	23 vs. Miami	12/21/96
	23 at Cleveland	1/6/98
	23 at Portland	3/7/99
	23 vs. New York	12/27/02

## Most Field Goals Attempted

<b>Season:</b>	8,867	1969-70
	8,631	1968-69
	8,547	1967-68
<b>Game:</b>	138 vs. San Francisco	11/19/67
	133 at Cincinnati	3/12/70
	130 vs. San Antonio (OT)	4/13/84

## Fewest Field Goals Attempted

<b>Season:</b>	3,798	1998-99
	5,543	2011-12
	6,195	2003-04
<b>Game:</b>	54 vs. Utah	2/4/02
	59 at Chicago	1/5/76
	60 vs. Minnesota	12/8/92
	60 at Golden State	2/6/99
	60 at Vancouver	3/6/99
	60 at Memphis	11/25/05

## Highest Field Goal Percentage

<b>Season:</b>	.504	1984-85
	.497	1978-79
	.495	1983-84
<b>Game:</b>	.685 vs. Philadelphia	2/16/93
	(61-89)	
	.667 at Portland	4/5/84
	(50-75)	
	.654 at Boston	10/24/73
	(53-81)	
<b>Quarter:</b>	.950 vs. New York	3/19/80
	(19-20)	

## Lowest Field Goal Percentage

<b>Season:</b>	.417	1967-68
	.421	1970-71
	.428	1968-69
<b>Game:</b>	.295 vs. New York	12/27/02
	(23-78)	
	.295 vs. Portland	4/8/03
	(26-88)	
	.299 vs. Sacramento	3/28/02
	(26-87)	

## Most Consecutive Field Goals Made

<b>Game:</b>	22 vs. Portland	2/22/83
--------------	-----------------	---------

## Most 3-Point Field Goals Made

<b>Season:</b>	705	2006-07
	677	2010-11
	671	1996-97
<b>Game:</b>	17 vs. Toronto	3/25/99
	17 vs. Milwaukee	12/22/01
	16 at Denver	4/9/95
	16 vs. Phoenix	4/16/96
	16 vs. Philadelphia	12/7/96
	16 at Milwaukee	2/17/10
	16 at Memphis	12/3/10

## Fewest 3-Point Field Goals Made

<b>Season:</b>	21	1980-81
	30	1983-84
	41	1984-85
<b>Game:</b>	0 many times, last vs. San Antonio	3/18/06

## Most 3-Point Field Goals Attempted

<b>Season:</b>	1,893	2006-07
	1,843	2010-11
	1,839	1996-97
<b>Game:</b>	41 at Phoenix	4/16/96
	38 at Phoenix	11/29/06
	38 at L.A. Lakers (OT)	2/1/11
	37 vs. L.A. Lakers	11/12/96
	37 vs. Golden State	4/4/07

## Fewest 3-Point Field Goals Attempted

<b>Season:</b>	118	1980-81
	154	1983-84
	176	1981-82
<b>Game:</b>	0 many times, last vs. San Antonio	2/28/88

# Rockets Team Records

## Highest 3-Point Field Goal Percentage

<b>Season:</b>	.375	2008-09
	.372	2006-07
	.368	1994-95
	.368	1998-99
<b>Game:</b>	.750 vs. Golden State	4/7/94
	(12-16)	
	.714 vs. L.A. Lakers	12/21/00
	(5-7)	
	.696 at Milwaukee	2/17/10
	(16-23)	
	.696 at Memphis	12/3/10
	(16-23)	

## Lowest 3-Point Field Goal Percentage

<b>Season:</b>	.178	1980-81
	.195	1983-84
	.220	1984-85
<b>Game:</b>	.000 at Orlando	3/30/91
	(0-15)	
	.000 vs. Indiana	1/5/91
	(0-11)	
	.000 at Minnesota	3/30/00
	(0-11)	
	.000 vs. Portland	2/13/05
	(0-11)	

## Most Free Throws Made

<b>Season:</b>	2,188	1970-71
	2,083	1967-68
	2,074	1968-69
<b>Game:</b>	47 at Seattle	12/28/67
	46 vs. Cleveland	10/22/70
	46 at Phoenix	11/25/87

## Fewest Free Throws Made

<b>Season:</b>	865	1998-99
	1,018	2011-12
	1,342	2007-08
<b>Game:</b>	2 at Denver	1/27/78
	3 vs. Portland	2/22/83
	4 at Philadelphia	12/15/78
	4 vs. L.A. Lakers	12/3/92
	4 at Detroit	12/22/92
	4 vs. Milwaukee	12/23/96
	4 at San Antonio	11/16/07
	4 at Phoenix	2/9/12

## Most Free Throws Attempted

<b>Season:</b>	3,039	1968-69
	2,929	1967-68
	2,921	1970-71
<b>Game:</b>	65 at Seattle	12/28/67
	57 vs. St. Louis	1/3/68
	57 at Philadelphia	11/17/71

## Fewest Free Throws Attempted

<b>Season:</b>	1,187	1998-99
	1,301	2011-12
	1,774	2003-04
<b>Game:</b>	4 at Denver	1/27/78
	6 vs. Cleveland	2/8/77
	6 at Philadelphia	12/15/78
	6 at Cleveland	11/25/89
	6 at San Antonio	11/16/07
	6 vs. Denver	3/2/08
	6 at Phoenix	2/9/12

## Highest Free Throw Percentage

<b>Season:</b>	.812	1973-74
	.805	2008-09
	.801	2010-11
<b>Game:</b>	1.000 at Sacramento	4/12/10
	(23-23)	
	1.000 at Golden State	4/5/05
	(19-19)	
	1.000 vs. Boston	10/21/78
	(18-18)	
	1.000 at Portland	12/16/79
	(18-18)	
	1.000 vs. Dallas	3/11/95
	(18-18)	
<b>Quarter:</b>	1.000 vs. Portland, 4th	11/5/91
	(19-19)	

## Most Consecutive Free Throws Made

<b>Season:</b>	34	3/7/95-3/13/95
----------------	----	----------------

## Lowest Free Throw Percentage

<b>Season:</b>	.682	1968-69
	.699	1984-85
	.711	1967-68
<b>Game:</b>	.214 vs. Portland	2/22/83
	(3-14)	
	.273 vs. Detroit	12/12/07
	(6-22)	
	.353 vs. Minnesota	2/21/02
	(6-17)	

## Most Rebounds

<b>Season:</b>	5,418	1967-68
	5,026	1968-69
	4,786	1969-70
<b>Game:</b>	89 vs. Seattle	1/4/69
	83 vs. Baltimore	1/10/69
	82 vs. San Francisco	12/2/67

## Fewest Rebounds

<b>Season:</b>	2,075	1998-99
	2,783	2011-12
	3,320	1994-95
<b>Game:</b>	23 at Minnesota	2/21/96
	24 vs. Utah	12/23/02
	25 3x: last at Utah	4/18/07

## Most Offensive Rebounds

<b>Season:</b>	1,403	1981-82
	1,394	1979-80
	1,325	1984-85
<b>Game:</b>	35 vs. San Antonio	4/13/84
	33 vs. Seattle	2/11/82
	33 vs. Phoenix	2/16/91

## Fewest Offensive Rebounds

<b>Season:</b>	536	1998-99
	769	2011-12
	847	2003-04
<b>Game:</b>	1 at Chicago	11/3/03
	2 at Cleveland	11/9/73
	2 at Portland	12/19/89
	2 at Detroit	2/8/01

# Rockets Team Records

## Most Defensive Rebounds

<b>Season:</b>	2,673	2006-07
	2,662	2008-09
	2,659	2007-08
<b>Game:</b>	50	vs. Dallas 2/4/81
	50	vs. Denver 11/6/90
	49	vs. Indiana (3OT) 3/13/01

## Fewest Defensive Rebounds

<b>Season:</b>	1,539	1998-99
	2,014	2011-12
	2,217	1979-80
<b>Game:</b>	15	at Boston 3/12/80
	15	at Portland 2/22/83
	17	3x: last at Minnesota 2/21/96

## Largest Rebound Margin (Rockets)

<b>Game:</b>	32	vs. Seattle 1/4/69
	(89-57)	
	32	at New York (OT) 1/19/71
	(81-49)	
	32	vs. Dallas 2/4/81
	(65-33)	
	32	vs. Seattle 2/11/82
	(61-29)	

## Fewest Rebounds, Two Teams

<b>Game:</b>	54	Utah 30, at Houston 24 12/23/02
--------------	----	---------------------------------

## Most Assists

<b>Season:</b>	2,318	1985-86
	2,302	1978-79
	2,239	1984-85
<b>Game:</b>	50	vs. L.A. Clippers 3/15/86
	45	vs. Cincinnati 2/15/70
	44	vs. San Antonio 1/20/84
	44	vs. Golden State 2/25/95

## Fewest Assists

<b>Season:</b>	1,058	1998-99
	1,404	2011-12
	1,482	2001-02
<b>Game:</b>	6	at Atlanta 2/23/69
	6	at Washington 4/1/77
	7	at Chicago 1/16/68

## Most Steals

<b>Season:</b>	809	1989-90
	796	1990-91
	789	1988-89
<b>Game:</b>	21	vs. Cleveland 11/16/86
	20	vs. New Jersey 2/4/88
	20	vs. Sacramento 11/1/96
	20	vs. Charlotte 2/10/07

## Fewest Steals

<b>Season:</b>	386	1998-99
	496	2011-12
	537	2001-02
<b>Game:</b>	0	at Dallas 11/12/91
	0	vs. Golden State 12/31/05
	1	10x: last vs. Denver 3/2/12

## Most Blocked Shots

<b>Season:</b>	597	1984-85
	571	1991-92
	555	1986-87
<b>Game:</b>	20	at Denver 11/16/84
	19	at Chicago 12/9/83
	18	at Denver 1/2/85
	18	vs. Golden State 1/7/86
	18	at Golden State 11/26/88

## Fewest Blocked Shots

<b>Season:</b>	260	1998-99
	286	1978-79
	294	1997-98
<b>Game:</b>	0	55x: last at L.A. Clippers 1/4/12

## Most Blocked Shots, Two Teams

<b>Game:</b>	31	Houston 20, at Denver 11 11/16/84
--------------	----	-----------------------------------

## Fewest Blocked Shots, Two Teams

<b>Game:</b>	0	at L.A. Lakers 1/22/78
--------------	---	------------------------

## Most Personal Fouls

<b>Season:</b>	2,317	1983-84
	2,188	1967-68
	2,132	1976-77
<b>Game:</b>	41	at Atlanta 10/19/74
	40	vs. New Jersey 1/25/83
	40	vs. L.A. Lakers 1/10/84
	40	at Kansas City 11/1/84

## Fewest Personal Fouls

<b>Season:</b>	960	1998-99
	1,347	2011-12
	1,476	2001-02
<b>Game:</b>	7	at Milwaukee 2/20/02
	7	at Sacramento 12/1/03
	8	at Minnesota 2/4/00
	8	at New Jersey 3/29/11

## Most Disqualifications

<b>Season:</b>	52	1983-84
	39	1970-71
	36	1973-74
	36	1975-76

## Fewest Disqualifications

<b>Season:</b>	4	2002-03
	5	1998-99
	6	2011-12

## Most Turnovers

<b>Season:</b>	1,759	1974-75
	1,605	1984-85
	1,571	1982-83
<b>Game:</b>	34	vs. Chicago 10/27/73
	34	vs. Kansas City (Omaha) 3/17/74
	33	vs. Cleveland 11/28/79

## Fewest Turnovers

<b>Season:</b>	812	1998-99
	955	2011-12
	1,110	2010-11
<b>Game:</b>	4	vs. Sacramento 1/23/86
	5	at Phoenix 3/22/08
	5	vs. Phoenix 4/11/08
	5	vs. Milwaukee 1/17/11



# Opponents Team Records

## Most Points Scored

<b>Season:</b>	9,986 (121.8 per game)	1969-70
	9,920 (121.0 per game)	1967-68
	9,472 (115.5 per game)	1968-69
<b>Game:</b>	165 at Cincinnati	3/12/70
	159 at Philadelphia	1/25/70
<b>Half:</b>	97 vs. Atlanta, 2nd	2/11/70
	90 at Boston, 2nd	2/25/70
	89 at Cincinnati, 1st	3/12/70
<b>Quarter:</b>	54 vs. Atlanta, 3rd	2/11/70
	54 at Boston, 4th	2/25/70
	50 vs. San Antonio, 2nd	11/17/84
<b>1st Qtr.:</b>	47 at Boston	1/26/73
<b>2nd Qtr.:</b>	50 vs. San Antonio	11/17/84
<b>3rd Qtr.:</b>	54 vs. Atlanta	2/11/70
<b>4th Qtr.:</b>	54 at Boston	2/25/70
<b>Overtime:</b>	23 vs. Dallas (2OT), 1st OT	4/11/95

## Fewest Points Scored

<b>Season:</b>	4,595 (91.9 per game)	1998-99
	6,459 (97.9 per game)	2011-12
	7,220 (88.0 per game)	2003-04
<b>Game:</b>	62 at Charlotte	12/8/06
	63 vs. Utah	1/3/04
	63 vs. Cleveland	12/2/06
	65 vs. Golden State	1/5/04
<b>Half:</b>	23 vs. Washington, 1st	2/26/08
	24 vs. New Jersey, 1st	3/8/03
	25 at Seattle, 2nd	4/4/08
<b>Quarter:</b>	6 at Seattle, 3rd	3/8/05
	6 vs. New Orleans	4/26/12
	7 at Sacramento, 4th	11/2/97
	7 vs. Utah, 4th	1/3/04
<b>1st Qtr.:</b>	8 vs. San Francisco	12/2/67
<b>2nd Qtr.:</b>	8 5x: last vs. New Jersey	3/8/03
<b>3rd Qtr.:</b>	6 at Seattle	3/8/05
<b>4th Qtr.:</b>	6 vs. New Orleans	4/26/12
<b>Overtime:</b>	2 vs. Phoenix (OT)	3/20/99

## Most Field Goals Made

<b>Season:</b>	3,947	1969-70
	3,837	1967-68
	3,824	1972-73
<b>Game:</b>	67 at Cincinnati	3/12/70
	64 vs. Baltimore	3/1/68
	63 at Philadelphia	1/25/70
	63 at Golden State	3/15/73

## Fewest Field Goals Made

<b>Season:</b>	1,793	1998-99
	2,474	2011-12
	2,636	2003-04
<b>Game:</b>	21 at Chicago	11/3/03
	22 vs. Cleveland	12/2/06
	23 vs. Denver	3/9/99
	23 at Miami	11/25/00
	23 at Philadelphia	11/17/03
	23 vs. Boston	12/6/05
	23 vs. Utah	12/27/05
	23 at Charlotte	12/8/06

## Most Field Goals Attempted

<b>Season:</b>	8,635	1969-70
	8,586	1968-69
	8,189	1967-68
<b>Game:</b>	131 at Cincinnati	3/12/70
	130 at San Francisco	10/18/69
	128 vs. Philadelphia (N.Y.)	12/10/68
	128 vs. Dallas	4/11/95

## Fewest Field Goals Attempted

<b>Season:</b>	4,136	1998-99
	5,427	2011-12
	6,310	2005-06
<b>Game:</b>	59 vs. Cleveland	3/21/96
	61 at Utah	4/10/06
	65 at Utah	4/10/04
	65 vs. Charlotte	1/25/06
	65 vs. Minnesota	11/28/06
	65 at Miami	11/23/07

## Highest Field Goal Percentage

<b>Season:</b>	.503	1982-83
	.498	1978-79
	.497	1981-82
<b>Game:</b>	.676 at San Antonio	4/7/85
	(48-71)	
	.675 at Utah	2/27/10
	(52-77)	
	.662 at Atlanta	3/2/74
	(51-77)	

## Lowest Field Goal Percentage

<b>Season:</b>	.412	2003-04
	.423	2004-05
	.429	2005-06
	.429	2006-07
<b>Game:</b>	.266 at Chicago	11/3/03
	(21-79)	
	.268 at L.A. Clippers	2/28/00
	(26-97)	
	.282 vs. Cleveland	12/2/06
	(22-78)	

## Most 3-Point Field Goals Made

<b>Season:</b>	541	2005-06
	519	1996-97
	506	1994-95
<b>Game:</b>	17 vs. Phoenix	1/17/07
	16 vs. Milwaukee	2/20/02
	16 vs. Golden State	4/4/07

## Fewest 3-Point Field Goals Made

<b>Season:</b>	33	1982-83
	42	1983-84
	48	1981-82
<b>Game:</b>	0 many times, last vs. Philadelphia	2/22/12

## Most 3-Point Field Goals Attempted

<b>Season:</b>	1,547	1996-97
	1,465	2005-06
	1,346	2006-07
<b>Game:</b>	37 at Golden State (OT)	12/14/05
	36 vs. Golden State	12/31/07
	35 at Boston	2/24/03
	35 vs. Golden State	4/4/07

## Fewest 3-Point Field Goals Attempted

<b>Season:</b>	125	1982-83
	157	1983-84
	171	1980-81
<b>Game:</b>	0 many times, last vs. Boston	2/18/93

# Opponents Team Records

## Highest 3-Point Field Goal Percentage

<b>Season:</b>	.376	1994-95
	.372	2003-04
	.369	2005-06
<b>Game:</b>	.800	vs. San Antonio
	(8-10)	
	.778	at San Antonio
	(7-9)	2/12/80
	.778	at Portland
	(7-9)	11/11/00

## Lowest 3-Point Field Goal Percentage

<b>Season:</b>	.238	1981-82
	.264	1982-83
	.268	1983-84
<b>Game:</b>	.000	vs. Philadelphia
	(0-14)	
	.000	vs. Cleveland
	(0-13)	10/31/97
	.000	vs. Memphis
	(0-13)	10/29/08
	.000	at Phoenix
	(0-11)	11/15/02
	.000	vs. Atlanta
	(0-11)	12/29/06

## Most Free Throws Made

<b>Season:</b>	2,246	1967-68
	2,116	1983-84
	2,092	1969-70
<b>Game:</b>	46	at Phoenix
	46	at Denver
	44	at Phoenix
	44	at Denver

## Fewest Free Throws Made

<b>Season:</b>	779	1998-99
	1,142	2011-12
	1,221	2001-02
<b>Game:</b>	1	vs. New Orleans
	3	at Milwaukee
	3	at Memphis
	3	at Milwaukee

## Most Free Throws Attempted

<b>Season:</b>	3,133	1967-68
	2,950	1968-69
	2,804	1969-70
<b>Game:</b>	62	vs. St. Louis
	59	at Phoenix
	59	at Portland

## Fewest Free Throws Attempted

<b>Season:</b>	1,062	1998-99
	1,490	2011-12
	1,623	2001-02
<b>Game:</b>	3	at Milwaukee
	4	at Memphis
	4	at Utah

## Highest Free Throw Percentage

<b>Season:</b>	.788	1979-80
	.781	2010-11
	.779	1986-87
	.779	1999-2000
<b>Game:</b>	1.000	at Golden State
	(33-33)	
	1.000	vs. Chicago
	(25-25)	2/9/77
	1.000	vs. Denver
	(21-21)	1/22/90

## Lowest Free Throw Percentage

<b>Season:</b>	.707	1995-96
	.708	1968-69
	.717	1967-68

## Most Rebounds

<b>Season:</b>	4,959	1968-69
	4,933	1967-68
	4,550	1969-70
<b>Game:</b>	82	at San Francisco
	79	vs. Detroit (N.Y.)
	77	at Chicago
	77	at Detroit

## Fewest Rebounds

<b>Season:</b>	2,055	1998-99
	2,756	2011-12
	3,258	2003-04
<b>Game:</b>	20	vs. Buffalo
	24	4x: last vs. Atlanta

## Most Offensive Rebounds

<b>Season:</b>	1,290	1979-80
	1,261	1987-88
	1,242	1990-91
<b>Game:</b>	31	at Denver
	31	at San Antonio

## Fewest Offensive Rebounds

<b>Season:</b>	664	1998-99
	729	2011-12
	800	2006-07
<b>Game:</b>	1	at Cleveland
	2	vs. Cleveland
	2	at Golden State
	2	vs. Dallas
	2	vs. Sacramento
	2	vs. Indiana
	2	at Toronto
	2	vs. New Jersey

## Most Defensive Rebounds

<b>Season:</b>	2,710	1982-83
	2,632	2009-10
	2,619	1973-74
<b>Game:</b>	50	at San Antonio
	49	at San Antonio
	48	at Buffalo

## Fewest Defensive Rebounds

<b>Season:</b>	1,391	1998-99
	2,027	2011-12
	2,222	1984-85
<b>Game:</b>	13	vs. Buffalo
	13	vs. New Jersey
	14	vs. New York

## Largest Rebound Margin (Opponent)

<b>Game:</b>	34	at Baltimore
	(73-39)	
	34	vs. San Diego
	(66-32)	3/13/84

## Most Assists

<b>Season:</b>	2,278	1978-79
	2,252	1982-83
	2,223	1979-80
<b>Game:</b>	47	vs. Phoenix (Tucson)
	46	at Milwaukee
	45	vs. Kansas City
	45	at San Antonio
	45	at Milwaukee

# Opponents Team Records

## Fewest Assists

<b>Season:</b>	1,034	1998-99
	1,321	2011-12
	1,548	2007-08
<b>Game:</b>	7	vs. Baltimore (Chicago) 2/8/68
	7	vs. New Orleans 12/29/03
	7	vs. Denver 1/27/10
	8	vs. Milwaukee (Astrodome) 1/22/70
	8	vs. Boston 12/6/05
	8	vs. Denver 11/24/07

## Most Steals

<b>Season:</b>	800	1988-89
	790	1989-90
	762	1983-84
<b>Game:</b>	24	vs. Charlotte 11/30/89
	21	at New York 11/16/82
	20	3x: last vs. Dallas 3/7/04

## Fewest Steals

<b>Season:</b>	441	1998-99
	495	2011-12
	547	1976-77
<b>Game:</b>	0	vs. Sacramento 1/23/86
	0	vs. Orlando 1/22/11
	1	10x: last at Orlando 12/26/11

## Most Blocked Shots

<b>Season:</b>	532	2009-10
	449	2010-11
	439	1988-89
<b>Game:</b>	18	at Detroit 1/19/80
	17	at L.A. Lakers 11/4/73
	16	3x: last at Philadelphia 2/8/84

## Fewest Blocked Shots

<b>Season:</b>	245	1998-99
	308	1974-75
	311	1975-76
<b>Game:</b>	0	43x: last vs. Denver 12/16/08

## Most Personal Fouls

<b>Season:</b>	2,265	1968-69
	2,190	1967-68
	2,141	1970-71
<b>Game:</b>	43	at Seattle 12/28/67
	41	at New Jersey 2/18/79
	40	at Phoenix 1/19/69

## Fewest Personal Fouls

<b>Season:</b>	1,030	1998-99
	1,215	2011-12
	1,615	2007-08
<b>Game:</b>	9	at Denver 1/27/78
	9	vs. L.A. Clippers 4/12/85
	9	at N.O./Okla. City 3/25/07
	9	vs. Washington 2/26/08

## Most Disqualifications

<b>Season:</b>	48	1968-69
	43	1978-79
	41	1970-71

## Fewest Disqualifications

<b>Season:</b>	2	1998-99
	4	2011-12
	7	2001-02

## Most Turnovers

<b>Season:</b>	1,596	1979-80
	1,504	1982-83
	1,495	1984-85
<b>Game:</b>	35	vs. Portland 2/18/75
	34	vs. New Orleans 12/17/74
	33	at Boston 1/26/73

## Fewest Turnovers

<b>Season:</b>	653	1998-99
	972	2011-12
	988	2001-02
<b>Game:</b>	3	vs. Toronto 1/16/01
	3	at L.A. Lakers 12/30/01
	4	vs. Atlanta 2/25/99



# Rockets Individual Records

(Current Rockets Players Bolded)

## Seasons Played

<b>Career:</b>	17	Hakeem Olajuwon	1984-2001
	13	Calvin Murphy	1970-83
	11	Rudy Tomjanovich	1970-81

## Games Played

<b>Career:</b>	1,177	Hakeem Olajuwon	1984-2001
<b>Season:</b>	82	81 times by 41 Rockets: last by Aaron Brooks, Chuck Hayes and Luis Scola	2009-10
<b>Consecutive:</b>	442	Elvin Hayes	1968-72, 1981-83 (1/6/83)
	388	Sleepy Floyd	3/4/88-1/14/92
	328	Otis Thorpe	1988-92

## Minutes Played

<b>Career:</b>	42,844	Hakeem Olajuwon	1984-2001
<b>Season:</b>	3,695	Elvin Hayes	1968-69
	3,665	Elvin Hayes	1969-70
	3,633	Elvin Hayes	1970-71
<b>Game:</b>	59	Cuttino Mobley	vs. Atlanta (3OT)
	59	Aaron Brooks	vs. Minnesota (3OT)
	58	Charles Barkley	vs. L.A. Lakers (2OT)
	58	Cuttino Mobley	vs. Indiana (3OT)
	58	Steve Francis	vs. Atlanta (3OT)

## Points

<b>Career:</b>	26,511	Hakeem Olajuwon	1984-2001
<b>Season:</b>	2,520	Moses Malone	1981-82
	2,350	Elvin Hayes	1970-71
	2,327	Elvin Hayes	1968-69
<b>Game:</b>	57	Calvin Murphy	vs. New Jersey
	54	Elvin Hayes	vs. Detroit
	53	Moses Malone	vs. San Diego
	52	Hakeem Olajuwon	vs. Denver (OT)
	51	Moses Malone	vs. Golden State
	51	Vernon Maxwell	vs. Cleveland
	51	Hakeem Olajuwon	vs. Boston
	50	Elvin Hayes	vs. Seattle
<b>Half:</b>	37	Vernon Maxwell	vs. Cleveland, 2nd
	34	Sleepy Floyd	at Denver, 2nd
	32	Calvin Murphy	vs. New Jersey, 1st
<b>Quarter:</b>	<b>32</b>	<b>Kevin Martin</b>	<b>vs. Cleveland, 1st</b>
	30	Vernon Maxwell	vs. Cleveland, 4th
	23	Yao Ming	at Washington, 4th
	22	Sleepy Floyd	at Denver, 3rd
	22	Hakeem Olajuwon	vs. San Antonio, 2nd
	22	Tracy McGrady	at Utah, 2nd
<b>Overtime:</b>	<b>22</b>	<b>Kevin Martin</b>	<b>vs. Cleveland, 1st</b>
	12	Derrick Chievous	vs. Golden State (2OT)

## Most Consecutive Games, Scoring

<b>Double Figures:</b>	319	Moses Malone	11/4/78-4/18/82
	258	Hakeem Olajuwon	3/13/92-11/23/95
	250	Elvin Hayes	10/17/68-10/20/71
<b>20+ Points:</b>	29	Moses Malone	1/16/82-3/18/82
<b>30+ Points:</b>	13	Moses Malone	1/26/82-2/23/82
<b>40+ Points:</b>	3	Moses Malone	2 times (2/2/82-2/7/82, 2/26/82-3/2/82)

## Scoring Average

<b>Career:</b>	24.0	Moses Malone	1976-82
	22.7	Tracy McGrady	2004-10
	22.5	Hakeem Olajuwon	1984-2001
<b>Season:</b>	31.1	Moses Malone	1981-82
	28.7	Elvin Hayes	1970-71
	28.4	Elvin Hayes	1968-69

## Most Field Goals Made

<b>Career:</b>	10,555	Hakeem Olajuwon	1984-2001
<b>Season:</b>	948	Elvin Hayes	1970-71
	930	Elvin Hayes	1968-69
	914	Elvin Hayes	1969-70
<b>Game:</b>	24	Calvin Murphy	vs. New Jersey
	24	Hakeem Olajuwon	vs. Denver
	21	Calvin Murphy	vs. Washington
	21	Hakeem Olajuwon	vs. Denver (OT)

# Rockets Individual Records

## Most Field Goals Attempted

<b>Career:</b>	20,573	Hakeem Olajuwon		1984-2001
<b>Season:</b>	2,215	Elvin Hayes		1970-71
	2,082	Elvin Hayes		1968-69
	2,020	Elvin Hayes		1969-70
<b>Game:</b>	45	Elvin Hayes	vs. Detroit	11/23/68
	41	Elvin Hayes	at Milwaukee	10/27/70
	41	Elvin Hayes	at L.A. Lakers	1/1/71

## Field Goal Percentage

<b>Career:</b>	.569	Carl Landry		2007-10
	.559	Otis Thorpe		1988-95
<b>Season:</b>	.592	Otis Thorpe		1991-92
<b>(NBA qualifiers)</b>	.561	Otis Thorpe		1993-94
	.558	Otis Thorpe		1992-93
<b>Game:</b>	1.000	Yao Ming	vs. Miami	1/17/09
<b>(min. 10 att.)</b>	(12-12)			
	1.000	Joe Meriweather	at Atlanta	4/11/76
	(10-10)			

## 3-Point Field Goals Made

<b>Career:</b>	730	Vernon Maxwell		1989-95
<b>Season:</b>	209	Aaron Brooks		2009-10
	192	Rafer Alston		2006-07
	177	Luther Head		2006-07
<b>Game:</b>	9	Robert Horry	at Cleveland	2/22/96
	8	Rick Barry	vs. Utah	2/9/80
	8	Vernon Maxwell	at Denver	4/5/91
	8	Robert Horry	at Milwaukee	11/15/95
	8	Rafer Alston	vs. L.A. Lakers	3/16/08
<b>Consecutive, Without Miss:</b>	10	Kenny Smith		1/22/91-2/6/91
<b>Consecutive Games:</b>	39	Aaron Brooks		12/22/09-3/17/10
	37	Luther Head		11/4/06-1/13/07
	27	Kenny Smith		2/27/95-4/19/95
	27	Shane Battier		3/20/09-1/25/09

## 3-Point Field Goals Attempted

<b>Career:</b>	2,241	Vernon Maxwell		1989-95
<b>Season:</b>	529	Rafer Alston		2006-07
	525	Aaron Brooks		2009-10
	510	Vernon Maxwell		1990-91
<b>Game:</b>	17	Vernon Maxwell	vs. Boston	12/17/95
	15	Vernon Maxwell	vs. Seattle	3/21/95
	15	Tracy McGrady	vs. Miami	1/29/06

## 3-Point Field Goal Percentage

<b>Career:</b>	.407	Kenny Smith		1990-96
	.407	Scott Brooks		1992-95
<b>Season:</b>	.451	Jon Barry		2004-05
	.446	Matt Bullard		1999-2000
	.441	Luther Head		2006-07
<b>Game:</b>	1.000	Aaron Brooks	vs. Memphis	3/17/10
<b>(min. 5 made)</b>	(7-7)			
	1.000	Shane Battier	at Milwaukee	2/17/10
	(6-6)			
	1.000	4 times by 4 Rockets:		
	(5-5)	last by Shane Battier	vs. Minnesota	11/28/06

## Most Free Throws Made

<b>Career:</b>	5,376	Hakeem Olajuwon		1984-2001
<b>Season:</b>	630	Moses Malone		1981-82
	609	Moses Malone		1980-81
	599	Moses Malone		1978-79
<b>Game:</b>	22	Sleepy Floyd	vs. Golden State	2/3/91
	21	Moses Malone	vs. Washington	2/27/80
	19	Moses Malone	vs. L.A. Lakers	4/6/82
	19	Vernon Maxwell	vs. Cleveland	1/26/91
<b>Consecutive:</b>	78	Calvin Murphy		12/27/80-2/20/81

# Rockets Individual Records

## Most Free Throws Attempted

<b>Career:</b>	7,537	Hakeem Olajuwon	1984-2001
<b>Season:</b>	827	Moses Malone	1981-82
	811	Moses Malone	1978-79
	804	Moses Malone	1980-81
<b>Game:</b>	27	Sleepy Floyd	2/3/91
	26	Moses Malone	at Philadelphia
	23	Elvin Hayes	at Cincinnati
	23	Moses Malone	vs. Washington

## Free Throw Percentage

<b>Career:</b>	.941	Rick Barry	1978-80
<b>Season:</b>	.958	Calvin Murphy	1980-81
	.947	Rick Barry	1978-79
	.935	Rick Barry	1979-80
<b>Game:</b>	<b>1.000</b>	<b>Kevin Martin</b>	<b>3/20/11</b>
(min. 15 made)	<b>(18-18)</b>		
	<b>1.000</b>	<b>Kevin Martin</b>	<b>at Golden State</b>
	<b>(17-17)</b>		
	<b>1.000</b>	<b>Kevin Martin</b>	<b>at Sacramento</b>
	<b>(16-16)</b>		

## Rebounds

<b>Career:</b>	13,382	Hakeem Olajuwon	1984-2001
<b>Season:</b>	1,444	Moses Malone	1978-79
	1,406	Elvin Hayes	1968-69
	1,386	Elvin Hayes	1969-70
<b>Game:</b>	37	Moses Malone	at New Orleans
	35	Elvin Hayes	at New York
	33	Charles Barkley	at Phoenix
<b>Half:</b>	21	Toby Kimball	vs. San Francisco
	19	Moses Malone	at New Orleans, 1st
	18	Otis Thorpe	2/9/79
	18	Marcus Camby	vs. New York, 1st
<b>Quarter:</b>	14	Moses Malone	4/13/12
	12	Hakeem Olajuwon	at New Orleans, 1st
	12	Chuck Hayes	at Seattle, 3rd
			2/11/92
			at Cleveland, 1st
			2/23/11

## Most Games in a Season, Rebounds

<b>10+ Rebounds:</b>	78	Moses Malone	1978-79, 1980-81
<b>20+ Rebounds:</b>	32	Moses Malone	1978-79
	25	Elvin Hayes	1968-69

## Most Consecutive Games, Rebounds

<b>10+ Rebounds:</b>	60	Elvin Hayes	10/30/68-2/22/69
	57	Moses Malone	12/29/78-10/12/79
<b>20+ Rebounds:</b>	5	Elvin Hayes	12/1/70-12/12/70

## Highest Rebounding Average

<b>Career:</b>	15.0	Moses Malone	1976-82
<b>Season:</b>	17.6	Moses Malone	1978-79
	16.9	Elvin Hayes	1969-70
	16.6	Elvin Hayes	1970-71

## Offensive Rebounds

<b>Career:</b>	3,936	Hakeem Olajuwon	1984-2001
<b>Season:</b>	587	Moses Malone	1978-79
	573	Moses Malone	1979-80
	558	Moses Malone	1981-82
<b>Game:</b>	21	Moses Malone	2/11/82
	19	Moses Malone	at New Orleans
	16	Moses Malone	vs. Buffalo
			11/16/77

## Defensive Rebounds

<b>Career:</b>	9,446	Hakeem Olajuwon	1984-2001
<b>Season:</b>	857	Moses Malone	1978-79
	850	Hakeem Olajuwon	1989-90
	767	Hakeem Olajuwon	1988-89
<b>Game:</b>	25	Charles Barkley	11/2/96
	22	Hakeem Olajuwon	at Detroit
	22	Charles Barkley	vs. Boston
			12/4/96

# Rockets Individual Records

## Assists

<b>Career:</b>	4,402	Calvin Murphy	1970-83
<b>Season:</b>	768	John Lucas Jr.	1977-78
	709	Sleepy Floyd	1988-89
	603	Calvin Murphy	1973-74
<b>Game:</b>	22	Art Williams	at Phoenix 12/28/68
	22	Art Williams	vs. San Francisco 2/14/70
	22	Allen Leavell	vs. New Jersey 1/25/83
	21	Larry Siegfried	at Portland 11/16/70
<b>Half:</b>	14	John Lucas Jr.	vs. Milwaukee, 2nd 10/27/77
<b>Quarter:</b>	12	John Lucas Jr.	vs. Milwaukee, 3rd 10/27/77
	10	Art Williams	at Atlanta, 2nd 10/29/69

## Highest Assists Per Game Average

<b>Career:</b>	7.3	John Lucas Jr.	1976-78, 1984-86, 1989-90
<b>Season:</b>	9.4	John Lucas Jr.	1977-78
	8.8	John Lucas Jr.	1985-86
	8.6	Sleepy Floyd	1988-89

## Most Double-Figure Assist Games

<b>Career:</b>	76	John Lucas Jr.	1976-78, 1984-86, 1989-90
<b>Season:</b>	33	John Lucas Jr.	1977-78
	29	Sleepy Floyd	1988-89
	24	Calvin Murphy	1973-74
<b>Consecutive:</b>	8	John Lucas Jr.	10/22/77-11/9/77
	5	Sleepy Floyd	2x: last 2/8/90-2/19/90

## Steals

<b>Career:</b>	2,088	Hakeem Olajuwon	1984-2001
<b>Season:</b>	213	Hakeem Olajuwon	1988-89
	174	Hakeem Olajuwon	1989-90
	165	Allen Leavell	1982-83
<b>Game:</b>	10	Clyde Drexler	vs. Sacramento 11/1/96
	9	Calvin Murphy	vs. Boston 12/14/73
	9	Rafer Alston	vs. Charlotte 2/10/07

## Blocked Shots

<b>Career:</b>	3,740	Hakeem Olajuwon*	1984-2001
<b>Season:</b>	376	Hakeem Olajuwon	1989-90
	342	Hakeem Olajuwon	1992-93
	304	Hakeem Olajuwon	1991-92
<b>Game:</b>	13	Elvin Hayes	vs. Milwaukee 3/19/71
	13	Elvin Hayes	vs. Phoenix 3/21/71
	13	Ralph Sampson	at Chicago 12/9/83

(Blocks not officially kept by NBA until 1973-74)

\*NBA record holder

## Personal Fouls

<b>Career:</b>	4,236	Hakeem Olajuwon	1984-2001
<b>Season:</b>	361	Kevin Kunnert	1976-77
	344	Don Adams	1970-71
	344	Hakeem Olajuwon	1984-85

## Disqualifications

<b>Career:</b>	80	Hakeem Olajuwon	1984-2001
<b>Season:</b>	17	Kevin Kunnert	1976-77

## Turnovers

<b>Career:</b>	3,569	Hakeem Olajuwon	1984-2001
<b>Season:</b>	326	Moses Malone	1978-79
	326	Ralph Sampson	1984-85
	316	Hakeem Olajuwon	1989-90
<b>Game:</b>	12	Moses Malone	at Phoenix 2/6/81

# Opponents Single-Game Records

## Points

Game:	58	Allen Iverson	at Philadelphia (OT)	1/15/02
	54	Alex English	vs. Denver	11/19/85
	53	Dirk Nowitzki	at Dallas (OT)	12/2/04
	53	Kobe Bryant	at L.A. Lakers (2OT)	12/15/06
	53	Kobe Bryant	at L.A. Lakers (OT)	3/30/07
	52	Kobe Bryant	at L.A. Lakers	2/18/03
	51	Nate Archibald	vs. Kansas City	11/18/72
	51	Rick Barry	vs. Golden State	1/17/73
	51	Geoff Petrie	vs. Portland	1/20/73
	51	Geoff Petrie	vs. Portland	3/16/73
	51	Bob McAdoo	vs. Buffalo	3/18/75
	51	Phil Smith	vs. Golden State	12/11/76
	50	Dana Barros	vs. Philadelphia	3/14/95
	50	Carmelo Anthony	at Denver	2/7/11
Half:	32	Drazen Petrovic	at New Jersey, 2nd	1/24/93
Quarter:	26	Michael Redd	at Milwaukee, 4th	2/20/02

## Most Field Goals Made

Game:	24	Kareem Abdul-Jabbar	vs. Milwaukee	1/25/73
	24	Rick Barry	vs. Golden State	1/17/73

## Most Field Goals Attempted

Game:	44	Kobe Bryant	at L.A. Lakers (OT)	3/30/07
	43	Cazzie Russell	vs. Golden State	12/11/73
	43	Michael Jordan	vs. Chicago	1/15/87

## Field Goal Percentage

Game:	1.000	Dwight Howard	vs. Orlando	2/24/10
	(11-11)			
	.933	Dwight Jones	vs. Atlanta	3/2/74
	(14-15)			

## 3-Point Field Goals Made

Game:	9	Michael Redd	at Milwaukee	2/20/02
-------	---	--------------	--------------	---------

## 3-Point Field Goals Attempted

Game:	16	Mookie Blaylock	vs. Atlanta	3/13/95
-------	----	-----------------	-------------	---------

## Most Free Throws Made

Game:	28	Adrian Dantley	vs. Utah	1/4/84
-------	----	----------------	----------	--------

## Most Free Throws Attempted

Game:	29	Adrian Dantley	vs. Utah	1/4/84
-------	----	----------------	----------	--------

## Free Throw Percentage

Game:	1.000	Amaré Stoudemire	at Phoenix	3/22/08
	(20-20)			

## Rebounds

Game:	32	Dave Cowens	vs. Boston	3/20/73
-------	----	-------------	------------	---------

## Offensive Rebounds

Game:	15	George Johnson	vs. Golden State	11/24/76
-------	----	----------------	------------------	----------

## Defensive Rebounds

Game:	23	Al Jefferson	vs. Minnesota (3OT)	1/13/10
-------	----	--------------	---------------------	---------

## Assists

Game:	29	Kevin Porter	at New Jersey	2/24/78
-------	----	--------------	---------------	---------

## Steals

Game:	10	Alvin Robertson	vs. San Antonio	1/11/89
-------	----	-----------------	-----------------	---------

## Blocked Shots

Game:	14	Elmore Smith	vs. L.A. Lakers	11/4/73
-------	----	--------------	-----------------	---------

## Turnovers

Game:	12	Scottie Pippen	vs. Chicago	1/30/96
-------	----	----------------	-------------	---------



# Rockets Rookie Records

(Current Rockets Players Bolded)

## Season

<b>Points:</b>	2,327 Elvin Hayes (1968-69)
<b>Rebounds:</b>	1,406 Elvin Hayes (1968-69)
<b>Assists:</b>	507 Steve Francis (1999-2000)
<b>Steals:</b>	125 John Lucas Jr. (1976-77)
<b>Blocked Shots:</b>	220 Hakeem Olajuwon (1984-85)
<b>Minutes Played:</b>	3,695* Elvin Hayes (1968-69)
<b>FGM:</b>	930 Elvin Hayes (1968-69)
<b>FGA:</b>	2,082 Elvin Hayes (1968-69)
<b>FG%:</b>	.538 Hakeem Olajuwon (1984-85) (.677-1258)
<b>FTM:</b>	467 Elvin Hayes (1968-69)
<b>FTA:</b>	746 Elvin Hayes (1968-69)
<b>FT%:</b>	.820 Calvin Murphy (1970-71) (.356-434)
<b>3-PTM:</b>	154 Matt Maloney (1996-97)
<b>3-PTA:</b>	381 Matt Maloney (1996-97)
<b>3-PT%:</b>	.433 Michael Dickerson (1998-99) (.71-164)
<b>Scoring Average:</b>	28.4 Elvin Hayes (1968-69)
<b>Rebounding Average:</b>	17.2 Elvin Hayes (1968-69)
<b>Assists Average:</b>	6.6 Steve Francis (1999-2000)

\*Franchise record

## Game

<b>Points:</b>	54 Elvin Hayes vs. Detroit (Nov. 13, 1968)
<b>Rebounds:</b>	27 Elvin Hayes at Milwaukee (Dec. 13, 1968) 27 Elvin Hayes at Milwaukee (Feb. 9, 1969) 27 Elvin Hayes at Cincinnati (Feb. 12, 1969)
<b>Assists:</b>	14 John Lucas Jr. vs. Buffalo (Nov. 17, 1976) 14 John Lucas Jr. vs. Denver (Apr. 19, 1977) 14 Steve Francis vs. Golden State (Jan. 27, 2000) 14 Steve Francis vs. L.A. Clippers (Mar. 23, 2000)
<b>Steals:</b>	8 Allen Leavell at L.A. Lakers (Feb. 24, 1980)
<b>Blocked Shots:</b>	13* Ralph Sampson at Chicago (Dec. 9, 1983)
<b>Minutes Played:</b>	53 Elvin Hayes vs. Philadelphia (Nov. 24, 1968)
<b>FGM:</b>	20 Elvin Hayes vs. Detroit (Nov. 13, 1968)
<b>FGA:</b>	45* Elvin Hayes vs. Detroit (Nov. 13, 1968)
<b>FG%:</b>	1.000 Joe Meriweather at Atlanta (Apr. 11, 1976) (10-10)
<b>FTM:</b>	14 Elvin Hayes vs. Detroit (Nov. 13, 1968) 14 Steve Francis at Dallas (Jan. 17, 2000)
<b>FTA:</b>	18 Elvin Hayes at Milwaukee (Feb. 9, 1969)
<b>FT%:</b>	1.000 Don Adams vs. Detroit (Dec. 18, 1970) (11-11)
<b>3-PTM:</b>	7 Michael Dickerson vs. Toronto (Mar. 25, 1999) 7 Cuttino Mobley vs. Toronto (Mar. 25, 1999)
<b>3-PTA:</b>	13 Steve Francis at San Antonio (Nov. 20, 1999)
<b>3-PT%:</b>	1.000 Oscar Torres vs. Cleveland (Dec. 11, 2001) (4-4)



# Toyota Center Team Records

## Rockets

### Most Points

<b>Game:</b>	131	vs. Golden State	12/5/08
	131	vs. Golden State	3/23/11
<b>Half:</b>	71	vs. Phoenix, 2nd	11/22/10
	71	vs. New Jersey, 1st	2/26/11
<b>Quarter:</b>	43	vs. Golden State, 4th	12/5/08
<b>Overtime:</b>	19	vs. Utah (2OT), 2nd OT	12/27/08

### Fewest Points

<b>Game:</b>	67	vs. San Antonio	12/11/03
<b>Half:</b>	24	vs. New Orleans (OT), 2nd	1/19/12
<b>Quarter:</b>	7	vs. New Orleans (OT), 4th	1/19/12
<b>Overtime:</b>	5	3x: last vs. Dallas (OT), 1st OT	4/11/11

### Most Field Goals Made

<b>Game:</b>	50	vs. Washington	2/15/05
--------------	----	----------------	---------

### Fewest Field Goals Made

<b>Game:</b>	24	4x: last vs. New Orleans	4/1/05
--------------	----	--------------------------	--------

### Most Field Goals Attempted

<b>Game:</b>	107	vs. Phoenix	11/17/07
--------------	-----	-------------	----------

### Fewest Field Goals Attempted

<b>Game:</b>	64	4x: last vs. Golden State	11/24/10
--------------	----	---------------------------	----------

### Highest Field Goal Percentage

<b>Game:</b>	.595 (50-84)	vs. Washington	2/15/05
--------------	-----------------	----------------	---------

### Lowest Field Goal Percentage

<b>Game:</b>	.308 (24-78)	vs. New Orleans	4/1/05
--------------	-----------------	-----------------	--------

### Most 3-Point Field Goals Made

<b>Game:</b>	15	vs. Sacramento (OT)	1/28/05
	15	vs. Denver	4/16/05
	15	vs. Miami	2/21/07
	15	vs. Golden State	4/4/07
	15	vs. New Jersey	2/17/09

### Fewest 3-Point Field Goals Made

<b>Game:</b>	0	vs. Portland	2/13/05
	0	vs. San Antonio	3/18/06

### Most 3-Point Field Goals Attempted

<b>Game:</b>	37	vs. Golden State	4/4/07
--------------	----	------------------	--------

### Fewest 3-Point Field Goals Attempted

<b>Game:</b>	5	vs. San Antonio	12/11/03
--------------	---	-----------------	----------

### Highest 3-Point Field Goal Percentage

<b>Game:</b>	.688 (11-16)	vs. Seattle	4/20/05
--------------	-----------------	-------------	---------

### Lowest 3-Point Field Goal Percentage

<b>Game:</b>	.000 (0-11)	vs. Portland	2/13/05
	.000 (0-7)	vs. San Antonio	3/18/06

### Most Free Throws Made

<b>Game:</b>	39	vs. Minnesota	11/7/10
	39	vs. Golden State	11/24/10

### Fewest Free Throws Made

<b>Game:</b>	5	5x: last vs. Indiana	4/1/12
--------------	---	----------------------	--------

### Most Free Throws Attempted

<b>Game:</b>	51	vs. Golden State	11/24/10
--------------	----	------------------	----------

### Fewest Free Throws Attempted

<b>Game:</b>	6	vs. San Antonio	12/11/03
	6	vs. Denver	3/2/08

### Highest Free Throw Percentage

<b>Game:</b>	1.000 (17-17*)	vs. Phoenix	2/3/12
		*Most attempts no misses	

### Lowest Free Throw Percentage

<b>Game:</b>	.273 (6-22)	vs. Detroit	12/12/07
--------------	----------------	-------------	----------

### Most Rebounds

<b>Game:</b>	60	vs. New York	1/10/09
--------------	----	--------------	---------

### Fewest Rebounds

<b>Game:</b>	26	vs. Minnesota	2/17/12
--------------	----	---------------	---------

### Most Offensive Rebounds

<b>Game:</b>	25	vs. San Antonio	11/6/07
--------------	----	-----------------	---------

### Fewest Offensive Rebounds

<b>Game:</b>	3	vs. San Antonio	11/29/08
--------------	---	-----------------	----------

### Most Defensive Rebounds

<b>Game:</b>	47	vs. New York	1/10/09
--------------	----	--------------	---------

### Fewest Defensive Rebounds

<b>Game:</b>	18	vs. Minnesota	2/17/12
--------------	----	---------------	---------

### Most Assists

<b>Game:</b>	35	vs. Golden State	3/23/11
--------------	----	------------------	---------

### Fewest Assists

<b>Game:</b>	9	vs. Dallas	2/15/07
--------------	---	------------	---------

### Most Steals

<b>Game:</b>	20	vs. Charlotte	2/10/07
--------------	----	---------------	---------

### Fewest Steals

<b>Game:</b>	0	vs. Golden State	12/31/05
--------------	---	------------------	----------

### Most Blocked Shots

<b>Game:</b>	13	vs. Memphis	2/29/08
--------------	----	-------------	---------

### Fewest Blocked Shots

<b>Game:</b>	0	6x: last vs. Atlanta	4/3/11
--------------	---	----------------------	--------

### Most Personal Fouls

<b>Game:</b>	35	vs. Utah	12/27/05
--------------	----	----------	----------

### Fewest Personal Fouls

<b>Game:</b>	9	vs. New York	1/10/09
--------------	---	--------------	---------

### Most Turnovers

<b>Game:</b>	30	vs. Dallas	3/7/04
--------------	----	------------	--------

### Fewest Turnovers

<b>Game:</b>	5	vs. Phoenix	4/11/08
	5	vs. Milwaukee	1/17/11

# Toyota Center Team Records

## Opponents

### Most Points

<b>Game:</b>	130	vs. Dallas	11/25/09
<b>Half:</b>	71	vs. Indiana, 2nd	2/20/10
<b>Quarter:</b>	42	vs. Minnesota, 3rd	1/30/12
<b>Overtime:</b>	15	vs. Phoenix (OT), 1st OT	1/31/10
	15	vs. New Orleans (OT), 1st OT	1/14/11

### Fewest Points

<b>Game:</b>	63	2x: last vs. Cleveland	12/2/06
<b>Half:</b>	23	vs. Washington, 1st	2/26/08
<b>Quarter:</b>	6	vs. New Orleans, 4th	4/26/12
<b>Overtime:</b>	4	vs. New Jersey (OT), 1st OT	1/13/05

### Most Field Goals Made

<b>Game:</b>	55	vs. Dallas	11/25/09
--------------	----	------------	----------

### Fewest Field Goals Made

<b>Game:</b>	22	vs. New Orleans	4/1/05
	22	vs. Cleveland	12/2/06

### Most Field Goals Attempted

<b>Game:</b>	111	vs. Minnesota (3OT)	1/13/10
--------------	-----	---------------------	---------

### Fewest Field Goals Attempted

<b>Game:</b>	65	vs. Charlotte	1/25/06
	65	vs. Minnesota	11/28/06

### Highest Field Goal Percentage

<b>Game:</b>	.655	vs. Dallas	11/25/09
	(55-84)		

### Lowest Field Goal Percentage

<b>Game:</b>	.282	vs. Cleveland	12/2/06
	(22-78)		

### Most 3-Point Field Goals Made

<b>Game:</b>	17	vs. Phoenix	1/17/07
--------------	----	-------------	---------

### Fewest 3-Point Field Goals Made

<b>Game:</b>	0	vs. Atlanta	12/29/06
	0	vs. Minnesota	1/11/08
	0	vs. Atlanta	2/9/08
	0	vs. New Jersey	3/10/08
	0	vs. Memphis	10/29/08
	0	vs. Oklahoma City	11/1/08
	0	vs. Philadelphia	2/22/12

### Most 3-Point Field Goals Attempted

<b>Game:</b>	36	vs. Golden State	12/31/07
--------------	----	------------------	----------

### Fewest 3-Point Field Goals Attempted

<b>Game:</b>	4	vs. Philadelphia	1/15/08
	4	vs. Oklahoma City	11/1/08

### Highest 3-Point Field Goal Percentage

<b>Game:</b>	.750	vs. Philadelphia	1/15/08
	(3-4)		

### Lowest 3-Point Field Goal Percentage

<b>Game:</b>	.000	vs. Memphis	10/29/08
	(0-13*)	*Most attempts no makes	

### Most Free Throws Made

<b>Game:</b>	34	vs. Miami	12/29/10
--------------	----	-----------	----------

### Fewest Free Throws Made

<b>Game:</b>	5	4x: last vs. L.A. Clippers	4/9/11
--------------	---	----------------------------	--------

### Most Free Throws Attempted

<b>Game:</b>	44	vs. Denver	2/14/11
--------------	----	------------	---------

### Fewest Free Throws Attempted

<b>Game:</b>	8	vs. Seattle	1/31/07
--------------	---	-------------	---------

### Highest Free Throw Percentage

<b>Game:</b>	.960	vs. L.A. Clippers	3/14/07
	(24-25)		

### Lowest Free Throw Percentage

<b>Game:</b>	.389	vs. Phoenix	4/3/05
	(7-18)		

### Most Rebounds

<b>Game:</b>	65	vs. Minnesota (3OT)	1/13/10
--------------	----	---------------------	---------

### Fewest Rebounds

<b>Game:</b>	28	3x: last vs. San Antonio	11/6/07
--------------	----	--------------------------	---------

### Most Offensive Rebounds

<b>Game:</b>	24	vs. Sacramento	3/3/10
--------------	----	----------------	--------

### Fewest Offensive Rebounds

<b>Game:</b>	2	3x: last vs. New Jersey	2/17/09
--------------	---	-------------------------	---------

### Most Defensive Rebounds

<b>Game:</b>	46	vs. Minnesota (3OT)	1/13/10
	46	vs. Phoenix (OT)	1/31/10

### Fewest Defensive Rebounds

<b>Game:</b>	18	vs. Utah (OT)	12/3/03
--------------	----	---------------	---------

### Most Assists

<b>Game:</b>	35	vs. Utah (2OT)	12/27/08
--------------	----	----------------	----------

### Fewest Assists

<b>Game:</b>	7	vs. Denver	1/27/10
--------------	---	------------	---------

### Most Steals

<b>Game:</b>	20	vs. Dallas	3/7/04
--------------	----	------------	--------

### Fewest Steals

<b>Game:</b>	0	vs. Orlando	1/22/11
--------------	---	-------------	---------

### Most Blocked Shots

<b>Game:</b>	15	vs. Dallas (OT)	3/24/12
--------------	----	-----------------	---------

### Fewest Blocked Shots

<b>Game:</b>	0	vs. Sacramento (OT)	1/28/05
	0	vs. Golden State	12/31/05
	0	vs. Sacramento (OT)	2/13/07
	0	vs. Denver	12/16/08

### Most Personal Fouls

<b>Game:</b>	35	vs. Golden State	11/24/10
--------------	----	------------------	----------

### Fewest Personal Fouls

<b>Game:</b>	9	vs. Washington	2/26/08
--------------	---	----------------	---------

### Most Turnovers

<b>Game:</b>	27	vs. Charlotte	2/10/07
--------------	----	---------------	---------

### Fewest Turnovers

<b>Game:</b>	6	vs. Golden State	12/31/05
	6	vs. Detroit	3/22/07
	6	vs. Golden State	2/2/10
	6	vs. Denver	3/2/12

# Toyota Center Individual Records

(Current Rockets Players Bolded)

## Rockets

### Most Points

Game:	<b>45</b>	<b>Kevin Martin</b>	<b>vs. Portland</b>	<b>1/5/11</b>
	44	Tracy McGrady	vs. Utah	1/5/07
	44	Luis Scola	vs. New Jersey	3/13/10

### Most Field Goals Made

Game:	20	Luis Scola	vs. New Jersey	3/13/10
-------	----	------------	----------------	---------

### Most Field Goals Attempted

Game:	37	Tracy McGrady	vs. Miami	1/29/06
-------	----	---------------	-----------	---------

### Most 3-Point Field Goals Made

Game:	8	Rafer Alston	vs. L.A. Lakers	3/16/08
-------	---	--------------	-----------------	---------

### Most 3-Point Field Goals Attempted

Game:	15	Tracy McGrady	vs. Miami	1/29/06
-------	----	---------------	-----------	---------

### Most Free Throws Made

Game:	18	Yao Ming	vs. New Jersey	3/13/06
	<b>18</b>	<b>Kevin Martin</b>	<b>vs. Utah</b>	<b>3/20/11</b>

### Most Free Throws Attempted

Game:	20	Yao Ming	vs. New Jersey	3/13/06
	20	Yao Ming	vs. L.A. Lakers	11/14/07

### Most Rebounds

Game:	21	Yao Ming	vs. Golden State	2/24/06
-------	----	----------	------------------	---------

### Most Offensive Rebounds

Game:	9	Samuel Dalembert	vs. New Orleans (OT)	1/19/12
-------	---	------------------	----------------------	---------

### Most Defensive Rebounds

Game:	17	Yao Ming	vs. Golden State	2/24/06
-------	----	----------	------------------	---------

### Most Assists

Game:	18	Kyle Lowry	vs. Memphis	12/17/10
	18	Kyle Lowry	vs. Atlanta	12/31/11

### Most Steals

Game:	9	Rafer Alston	vs. Charlotte	2/10/07
-------	---	--------------	---------------	---------

### Most Blocked Shots

Game:	7	5x: last Samuel Dalembert	vs. Denver	4/16/12
-------	---	---------------------------	------------	---------

### Most Minutes Played

Game:	59	Cuttino Mobley	vs. Atlanta (3OT)	2/22/04
	59	Aaron Brooks	vs. Minnesota (3OT)	1/13/10

### Most Turnovers

Game:	10	Yao Ming	vs. Charlotte	12/22/04
-------	----	----------	---------------	----------

## Opponents

### Most Points

Game:	45	Carmelo Anthony	vs. Denver	3/15/10
	45	Dwyane Wade	vs. Miami	12/29/10

### Most Field Goals Made

Game:	18	David West	vs. New Orleans	12/29/09
	18	Carmelo Anthony	vs. Denver	3/15/10

### Most Field Goals Attempted

Game:	35	Carmelo Anthony	vs. Denver	3/15/10
-------	----	-----------------	------------	---------

### Most 3-Point Field Goals Made

Game:	7	3x: last Jason Richardson	vs. Golden State	4/4/07
-------	---	---------------------------	------------------	--------

## Toyota Center Individual Records

### Most 3-Point Field Goals Attempted

**Game:** 11 12x: last Matt Bonner vs. San Antonio 1/21/12

### Most Free Throws Made

**Game:** 16 Dwyane Wade vs. Miami 1/29/06

### Most Free Throws Attempted

**Game:** 19 2x: last Dwyane Wade vs. Miami 1/29/06

### Most Rebounds

**Game:** 26 Al Jefferson vs. Minnesota (3OT) 1/13/10

### Most Offensive Rebounds

**Game:** 10 Jeff Foster vs. Indiana 3/8/06

### Most Defensive Rebounds

**Game:** 23 Al Jefferson vs. Minnesota (3OT) 1/13/10

### Most Assists

**Game:** 17 Deron Williams vs. New Jersey 2/26/11

### Most Steals

**Game:** 9 Dirk Nowitzki vs. Dallas 3/7/04

### Most Blocked Shots

**Game:** 7 Tim Duncan vs. San Antonio 12/9/04  
7 Brandan Wright vs. Dallas (OT) 3/24/12

### Most Minutes Played

**Game:** 55 Tayshaun Prince vs. Detroit (2OT) 3/18/09

### Most Turnovers

**Game:** 7 8x: last David West vs. New Orleans (OT) 1/14/11

## Rockets All-Time Preseason Records

Year	W	L	PCT	Year	W	L	PCT
1967	6	3	.667	1991	6	2	.750
1968	6	6	.500	1992	5	2	.714
1969	6	3	.667	1993	5	3	.625
1970	4	6	.400	1994	5	3	.625
1971	4	4	.500	1995	*6	2	.750
1972	7	1	.875	1996	4	4	.500
1973	3	5	.375	1997	5	3	.625
1974	3	2	.600	1998	1	1	.500
1975	4	1	.800	1999	3	5	.375
1976	5	3	.625	2000	4	3	.571
1977	5	0	1.000	2001	5	3	.625
1978	4	4	.500	2002	4	3	.571
1979	5	3	.625	2003	4	4	.500
1980	4	2	.667	2004	3	4	.429
1981	4	2	.667	2005	6	2	.750
1982	1	4	.200	2006	5	2	.714
1983	1	7	.125	2007	3	4	.429
1984	4	3	.571	2008	5	2	.714
1985	7	1	.875	2009	4	4	.500
1986	4	4	.500	2010	4	4	.500
1987	4	4	.500	2011	1	1	.500
1988	3	5	.375	<b>Total</b>	<b>190</b>	<b>142</b>	<b>.572</b>
1989	2	5	.286				
1990	6	3	.667				

\*McDonald's Cup World Champions

# Rockets Triple-Doubles

## Rockets Quadruple-Double Club

### Hakeem Olajuwon (1 Game)

Mar. 29, 1990 vs. Milwaukee (18 pts., 16 rebs., 11 blks., 10 assts.)

## Rockets Triple-Double Club

### Hakeem Olajuwon (14 Games)

Jan. 7, 1986 vs. Golden State (26 pts., 12 rebs., 11 blks.)  
 Mar. 10, 1987 vs. Seattle (38 pts., 17 rebs., 12 blks.) - 2OT  
 Apr. 21, 1988 vs. San Antonio (38 pts., 10 rebs., 10 blks.)  
 Nov. 11, 1989 vs. Utah (24 pts., 21 rebs., 12 blks.)  
 Dec. 17, 1989 vs. Orlando (32 pts., 25 rebs., 10 blks.)  
 Mar. 3, 1990 vs. Golden State (29 pts., 18 rebs., 11 blks., 9 assts.)  
 Mar. 29, 1990 vs. Milwaukee (18 pts., 16 rebs., 11 blks., 10 assts.)  
 Dec. 20, 1990 vs. Orlando (24 pts., 16 rebs., 11 blks.)  
 Apr. 7, 1994 vs. Golden State (26 pts., 13 rebs., 10 assts.)  
 Dec. 1, 1994 at Golden State (37 pts., 13 rebs., 12 assts.)  
 Dec. 13, 1995 at Vancouver (15 pts., 14 rebs., 10 blks.)  
 Dec. 28, 1995 vs. New Jersey (22 pts., 18 rebs., 10 assts.)  
 Apr. 13, 1996 vs. Dallas (31 pts., 13 rebs., 10 blks.)  
 Mar. 4, 1997 at L.A. Clippers (22 pts., 16 rebs., 10 assts.)

### Elvin Hayes (7 Games)

Feb. 12, 1969 at Cincinnati (12 pts., 27 rebs., 10 blks.)  
 Jan. 8, 1970 vs. San Francisco (10 pts., 19 rebs., 10 blks.)  
 Feb. 14, 1970 vs. San Francisco (41 pts., 27 rebs., 10 blks.)  
 Mar. 19, 1971 vs. Milwaukee (20 pts., 14 rebs., 13 blks.)  
 Mar. 21, 1971 vs. Phoenix (34 pts., 13 rebs., 13 blks.)  
 Dec. 1, 1971 at Cleveland (11 pts., 11 rebs., 11 assts.)  
 Apr. 13, 1984 vs. San Antonio (16 pts., 17 rebs., 11 assts.) - OT

### Clyde Drexler (7 Games)

Apr. 11, 1995 vs. Dallas (29 pts., 11 rebs., 11 assts.)  
 Jan. 27, 1996 vs. Detroit (24 pts., 10 rebs., 10 assts.)  
 Feb. 1, 1996 at Charlotte (16 pts., 10 rebs., 14 assts.)  
 Feb. 13, 1996 vs. Dallas (21 pts., 14 rebs., 12 assts.)  
 Nov. 1, 1996 vs. Sacramento (25 pts., 10 rebs., 10 stls.)  
 Jan. 19, 1997 vs. Chicago (17 pts., 11 assts., 10 rebs.)  
 Mar. 22, 1997 vs. Phoenix (17 pts., 11 assts., 10 rebs.)

### Steve Francis (6 Games)

Jan. 27, 2000 vs. Golden State (27 pts., 17 rebs., 14 assts.)  
 Jan. 26, 2001 vs. Vancouver (13 pts., 10 rebs., 12 assts.)  
 Mar. 13, 2001 vs. Indiana (16 pts., 10 rebs., 11 assts.)  
 Jan. 18, 2002 at Boston (26 pts., 15 rebs., 10 assts.)  
 Jan. 24, 2002 vs. New Jersey (23 pts., 12 rebs., 11 assts.)  
 Mar. 21, 2003 at Golden State (13 pts., 11 rebs., 12 assts.)

### Otis Thorpe (3 Games)

Mar. 16, 1989 vs. Milwaukee (10 pts., 11 rebs., 11 assts.)  
 Jan. 14, 1992 vs. Denver (16 pts., 13 rebs., 10 assts.)  
 Dec. 17, 1992 at San Antonio (12 pts., 19 rebs., 10 assts.)

### Art Williams (3 Games)

Nov. 4, 1967 vs. New York (15 pts., 11 rebs., 13 assts.)  
 Dec. 10, 1968 vs. Philadelphia at N.Y. (20 pts., 12 rebs., 11 assts.)  
 Mar. 22, 1970 vs. Phoenix (19 pts., 11 rebs., 14 assts.)

### Charles Barkley (2 Games)

Nov. 23, 1996 at Golden State (27 pts., 17 rebs., 12 assts.)  
 Dec. 2, 1997 vs. Denver (15 pts., 12 assts., 11 rebs.)

## Rockets Triple-Doubles (One Game Each)

**Jim Barnett:** Feb. 14, 1969 at L.A. Lakers (18 pts., 11 rebs., 10 assts.)

**Eric Floyd:** Dec. 19, 1987 vs. Denver (23 pts., 13 rebs., 10 assts.)

**Cedric Maxwell:** Mar. 31, 1988 at Indiana (23 pts., 15 rebs., 10 assts.)


**Ed Ratleff:** Mar. 26, 1974 vs. Buffalo (12 pts., 10 rebs., 11 assts.)

**Ralph Sampson:** Dec. 9, 1983 at Chicago (28 pts., 18 rebs., 13 blks.)

**Trevor Ariza:** Apr. 14, 2010 vs. New Orleans (26 pts., 10 rebs., 10 assts.)

**Chuck Hayes:** Mar. 23, 2011 vs. Golden State (13 pts., 14 rebs., 11 assts.)

**Goran Dragic:** Apr. 13, 2011 at Minnesota (11 pts., 11 rebs., 11 assts.)



### Lewis Lloyd (2 Games)

Oct. 29, 1983 vs. San Antonio (28 pts., 11 rebs., 10 assts.)  
 Jan. 14, 1986 vs. Utah (28 pts., 10 rebs., 10 assts.)

### Kyle Lowry (2 Games)

Mar. 20, 2011 vs. Utah (28 pts., 11 rebs., 10 assts.)  
 Jan. 23, 2012 at Minnesota (16 pts., 10 rebs., 10 assts.)

### Rodney McCray (2 Games)

Nov. 20, 1986 vs. Utah (13 pts., 10 rebs., 14 assts.)  
 Apr. 9, 1987 vs. Sacramento (20 pts., 13 rebs., 10 assts.)

### Tracy McGrady (2 Games)

Dec. 5, 2007 vs. Memphis (17 pts., 10 rebs., 12 assts.)  
 Dec. 16, 2008 vs. Denver (20 pts., 14 rebs., 10 assts.)

### Scottie Pippen (2 Games)

Feb. 25, 1999 vs. Atlanta (15 pts., 11 assts., 10 rebs.)  
 Apr. 23, 1999 at L.A. Clippers (23 pts., 10 assts., 10 rebs.)

# Rockets Record by Month

Year	October	November	December	January	February	March	April	May	Totals
1967-68	1-7	3-15	7-8	3-9	1-17	0-11	—	—	15-67
1968-69	3-3	7-9	6-10	6-9	7-8	8-6	—	—	37-45
1969-70	1-6	7-8	7-11	4-8	4-11	4-11	—	—	27-55
1970-71	6-6	8-7	3-14	8-5	8-3	7-7	—	—	40-42
1971-72	2-8	4-10	8-7	8-6	7-8	5-9	—	—	34-48
1972-73	5-3	5-9	6-7	5-13	6-8	6-9	—	—	33-49
1973-74	4-7	4-8	4-12	6-10	8-4	6-9	—	—	32-50
1974-75	4-3	7-7	8-5	5-10	9-6	7-9	1-1	—	41-41
1975-76	0-3	8-5	7-7	8-8	7-8	8-7	2-4	—	40-42
1976-77	3-1	8-4	8-6	7-9	7-6	13-5	3-2	—	49-33
1977-78	3-2	4-10	6-8	3-11	8-7	1-13	3-3	—	28-54
1978-79	5-3	5-7	6-5	8-7	7-6	9-5	4-2	—	47-35
1979-80	2-7	10-4	5-9	8-8	8-5	8-8	—	—	41-41
1980-81	4-5	7-8	5-9	8-7	9-5	7-8	—	—	40-42
1981-82	4-1	5-10	6-7	9-4	11-3	9-7	5-4	—	46-36
1982-83	0-2	2-10	2-13	4-11	3-10	2-14	1-8	—	14-68
1983-84	1-0	5-10	6-9	7-7	4-9	5-11	1-7	—	29-53
1984-85	2-0	10-5	6-8	8-7	8-4	9-6	5-4	—	48-34
1985-86	2-2	11-4	7-6	12-2	6-7	8-8	5-2	—	51-31
1986-87	—	7-7	4-10	11-4	8-4	7-11	5-4	—	42-40
1987-88	—	7-6	7-6	9-5	9-4	9-7	5-8	—	46-36
1988-89	—	9-6	9-5	7-6	6-6	8-8	6-6	—	45-37
1989-90	—	9-6	3-12	8-5	4-8	11-5	6-5	—	41-41
1990-91	—	8-7	8-6	7-8	9-3	14-1	6-5	—	52-30
1991-92	—	9-4	7-9	8-6	6-8	7-9	5-4	—	42-40
1992-93	—	7-4	7-7	10-7	9-3	11-4	11-2	—	55-27
1993-94	—	14-0	10-4	7-6	7-5	12-4	8-5	—	58-24
1994-95	—	10-3	8-6	8-6	9-5	7-8	5-7	—	47-35
1995-96	—	11-4	11-4	7-8	9-4	4-9	6-5	—	48-34
1996-97	—	15-1	9-5	8-7	5-7	11-3	9-2	—	57-25
1997-98	1-0	7-5	7-6	6-11	7-6	9-7	4-6	—	41-41
1998-99	—	—	—	—	8-6	14-3	6-10	3-0	31-19
1999-2000	—	4-11	6-9	7-7	5-8	5-10	7-3	—	34-48
2000-2001	0-1	9-6	5-8	8-8	9-4	9-6	5-4	—	45-37
2001-2002	1-0	6-9	2-13	6-9	5-5	6-10	2-8	—	28-54
2002-2003	0-1	9-5	8-7	8-7	5-8	8-8	5-3	—	43-39
2003-2004	1-0	8-7	8-7	9-6	8-5	8-6	3-6	—	45-37
2004-2005	—	6-10	9-5	10-6	7-3	12-4	7-3	—	51-31
2005-2006	—	4-11	6-7	5-11	10-3	7-8	2-8	—	34-48
2006-2007	—	10-5	9-7	10-4	6-6	12-4	5-4	—	52-30
2007-2008	1-0	8-8	6-8	10-4	13-0	11-4	6-3	—	55-27
2008-2009	2-0	9-7	10-5	8-7	8-3	11-4	5-3	—	53-29
2009-2010	2-1	7-7	11-5	5-9	4-7	8-8	5-3	—	42-40
2010-2011	0-3	5-9	11-4	6-11	8-4	9-5	4-3	—	43-39
2011-2012	—	—	2-2	10-7	9-6	7-9	6-8	—	34-32
<b>Totals</b>	<b>60-75</b> <b>.444</b>	<b>318-298</b> <b>.516</b>	<b>296-328</b> <b>.474</b>	<b>325-326</b> <b>.499</b>	<b>321-266</b> <b>.547</b>	<b>359-328</b> <b>.523</b>	<b>174-165</b> <b>.513</b>	<b>3-0</b> <b>1.000</b>	<b>1856-1786</b> <b>.510</b>



# Rockets Versus

Year	Western Conference	Midwest/ Southwest Division	Northwest Division	Pacific Division	Year	Eastern Conference	Atlantic Division	Central Division	Southeast Division
W-L	W-L	W-L	W-L	W-L	W-L	W-L	W-L	W-L	W-L
1967-68	11-29	—	—	—	1967-68	4-38	—	—	—
1968-69	20-20	—	—	—	1968-69	17-25	—	—	—
1969-70	17-23	—	—	—	1969-70	10-32	—	—	—
1970-71	21-24	7-16	—	14-8	1970-71	19-18	8-11	11-7	—
1971-72	14-31	5-16	—	9-15	1971-72	20-17	8-11	12-6	—
1972-73	12-24	4-12	—	8-12	1972-73	21-25	12-12	9-13	—
1973-74	11-25	3-13	—	8-12	1973-74	21-25	12-12	9-13	—
1974-75	20-16	11-5	—	9-11	1974-75	21-25	5-11	16-14	—
1975-76	17-19	9-7	—	8-12	1975-76	23-23	9-11	14-12	—
1976-77	26-16	14-9	—	12-7	1976-77	23-17	10-10	13-7	—
1977-78	13-29	8-15	—	5-14	1977-78	15-25	9-11	6-14	—
1978-79	23-19	10-10	—	13-9	1978-79	24-16	12-8	12-8	—
1979-80	11-11	5-5	—	6-6	1979-80	30-30	10-20	20-10	—
1980-81	32-28	19-11	—	13-17	1980-81	8-14	2-8	6-6	—
1981-82	35-25	17-13	—	18-12	1981-82	11-11	6-4	5-7	—
1982-83	9-51	4-26	—	5-25	1982-83	5-17	2-8	3-9	—
1983-84	21-39	9-21	—	12-18	1983-84	8-14	1-9	7-5	—
1984-85	36-24	20-10	—	16-14	1984-85	12-10	4-6	8-4	—
1985-86	38-22	20-10	—	18-12	1985-86	13-9	6-4	7-5	—
1986-87	31-29	19-11	—	12-18	1986-87	11-11	3-7	8-4	—
1987-88	33-27	13-17	—	20-10	1987-88	13-9	6-4	7-5	—
1988-89	33-25	19-11	—	14-14	1988-89	12-12	5-7	7-5	—
1989-90	28-28	13-15	—	15-13	1989-90	13-13	5-7	8-6	—
1990-91	33-23	20-8	—	13-15	1990-91	19-7	9-3	10-4	—
1991-92	26-28	12-14	—	14-14	1991-92	16-12	10-4	6-8	—
1992-93	36-18	19-7	—	17-11	1992-93	19-9	9-5	10-4	—
1993-94	38-16	15-11	—	23-5	1993-94	20-8	11-3	9-5	—
1994-95	27-27	13-13	—	14-14	1994-95	20-8	9-5	11-3	—
1995-96	31-21	14-10	—	17-11	1995-96	17-13	6-8	11-5	—
1996-97	40-12	19-5	—	21-7	1996-97	17-13	9-5	8-8	—
1997-98	29-23	14-10	—	15-13	1997-98	12-18	5-9	7-9	—
1998-99	28-16	12-9	—	16-7	1998-99	3-3	1-2	2-1	—
1999-2000	23-29	8-16	—	15-13	1999-2000	11-19	5-9	6-10	—
2000-2001	20-32	11-13	—	9-19	2000-2001	25-5	9-5	16-0	—
2001-2002	18-34	9-15	—	9-19	2001-2002	10-20	5-9	5-11	—
2002-2003	26-26	11-13	—	15-13	2002-2003	17-13	9-5	8-8	—
2003-2004	21-31	8-16	—	13-15	2003-2004	24-6	11-3	13-3	—
2004-2005	33-19	10-6	12-6	11-7	2004-2005	18-12	7-3	6-4	5-5
2005-2006	19-33	1-15	10-8	8-10	2005-2006	15-15	5-5	5-5	5-5
2006-2007	28-24	8-8	10-8	10-8	2006-2007	24-6	8-2	7-3	9-1
2007-2008	33-19	8-8	14-4	11-7	2007-2008	22-8	5-5	9-1	8-2
2008-2009	35-17	9-7	14-4	12-6	2008-2009	18-12	5-5	5-5	8-2
2009-2010	28-24	9-7	11-7	8-10	2009-2010	14-16	7-3	4-6	3-7
2010-2011	25-27	5-11	9-9	11-7	2010-2011	18-12	7-3	7-3	4-6
2011-2012	23-25	6-8	8-10	9-7	2011-2012	11-7	4-2	2-3	5-2
<b>Totals</b>	<b>1132-1108</b>	<b>470-483</b>	<b>88-56</b>	<b>526-497</b>	<b>Totals</b>	<b>724-678</b>	<b>291-284</b>	<b>355-269</b>	<b>47-30</b>
	<b>.505</b>	<b>.483</b>	<b>.611</b>	<b>.514</b>		<b>.516</b>	<b>.508</b>	<b>.509</b>	<b>.610</b>





# Rockets Longest Yearly Streaks

## Overall Winning Streaks

1967-68	2
1968-69	5
1969-70	4
1970-71	7
1971-72	4
1972-73	3
1973-74	5
1974-75	7
1975-76	5
1976-77	9
1977-78	4
1978-79	4
1979-80	7
1980-81	5
1981-82	8
1982-83	2
1983-84	5
1984-85	8
1985-86	7
1986-87	5
1987-88	4
1988-89	6
1989-90	6
1990-91	13
1991-92	4
1992-93	15/11
1993-94	15
1994-95	9
1995-96	7
1996-97	9
1997-98	9
1998-99	9
1999-2000	6
2000-2001	4
2001-2002	3
2002-2003	5
2003-2004	8
2004-2005	5
2005-2006	5
2006-2007	5
2007-2008	22
2008-2009	6
2009-2010	4
2010-2011	5
2011-2012	7

## Home Winning Streaks

1967-68	2
1968-69	6
1969-70	5
1970-71	7
1971-72	5
1972-73	4
1973-74	4
1974-75	7
1975-76	5
1976-77	11
1977-78	5
1978-79	7
1979-80	5
1980-81	7
1981-82	8
1982-83	3
1983-84	6
1984-85	8
1985-86	20
1986-87	7
1987-88	7
1988-89	8

1989-90	10
1990-91	11
1991-92	8
1992-93	9
1993-94	11/10
1994-95	4
1995-96	7
1996-97	8
1997-98	8
1998-99	9
1999-2000	6
2000-2001	6
2001-2002	2
2002-2003	7
2003-2004	7
2004-2005	4
2005-2006	4
2006-2007	6
2007-2008	15
2008-2009	12
2009-2010	8
2010-2011	8
2011-2012	5

## Road Winning Streaks

1967-68	2
1968-69	2
1969-70	2
1970-71	2
1971-72	4
1972-73	2
1973-74	4
1974-75	3
1975-76	2
1976-77	4
1977-78	1
1978-79	2
1979-80	3
1980-81	3
1981-82	5
1982-83	1
1983-84	1
1984-85	5
1985-86	3
1986-87	4
1987-88	3
1988-89	3
1989-90	3
1990-91	5
1991-92	4
1992-93	6
1993-94	9
1994-95	6
1995-96	5
1996-97	8
1997-98	3
1998-99	5
1999-2000	4
2000-2001	3
2001-2002	1
2002-2003	2
2003-2004	3
2004-2005	4
2005-2006	4
2006-2007	5
2007-2008	12
2008-2009	4
2009-2010	3
2010-2011	6
2011-2012	4

## Overall Losing Streaks

1967-68	17
1968-69	6
1969-70	9
1970-71	10
1971-72	8
1972-73	10
1973-74	8
1974-75	6
1975-76	5
1976-77	4
1977-78	13
1978-79	4
1979-80	6
1980-81	5
1981-82	6
1982-83	10
1983-84	6
1984-85	4
1985-86	3
1986-87	4
1987-88	4
1988-89	7
1989-90	4
1990-91	4
1991-92	6
1992-93	7
1993-94	4
1994-95	5
1995-96	7
1996-97	6
1997-98	6
1998-99	3
1999-2000	8
2000-2001	6
2001-2002	15
2002-2003	4
2003-2004	5
2004-2005	5
2005-2006	7
2006-2007	3
2007-2008	6
2008-2009	3
2009-2010	4
2010-2011	5
2011-2012	6

## Home Losing Streaks

1967-68	10
1968-69	4
1969-70	4
1970-71	3
1971-72	4
1972-73	5
1973-74	7
1974-75	4
1975-76	3
1976-77	2
1977-78	8
1978-79	2
1979-80	3
1980-81	3
1981-82	3
1982-83	11
1983-84	3
1984-85	3
1985-86	1
1986-87	4
1987-88	2
1988-89	2

1989-90	2
1990-91	2
1991-92	4
1992-93	3
1993-94	1
1994-95	5
1995-96	6
1996-97	3
1997-98	4
1998-99	2
1999-2000	6
2000-2001	5
2001-2002	7
2002-2003	3
2003-2004	2
2004-2005	5
2005-2006	7
2006-2007	3
2007-2008	3
2008-2009	2
2009-2010	4
2010-2011	4
2011-2012	4

## Road Losing Streaks

1967-68	16
1968-69	7
1969-70	13
1970-71	7
1971-72	6
1972-73	10
1973-74	8
1974-75	7
1975-76	5
1976-77	6
1977-78	11
1978-79	5
1979-80	7
1980-81	5
1981-82	6
1982-83	14
1983-84	9
1984-85	5
1985-86	6
1986-87	5
1987-88	6
1988-89	9
1989-90	3
1990-91	5
1991-92	9
1992-93	7
1993-94	3
1994-95	4
1995-96	4
1996-97	8
1997-98	5
1998-99	3
1999-2000	9
2000-2001	4
2001-2002	8
2002-2003	4
2003-2004	3
2004-2005	5
2005-2006	4
2006-2007	2
2007-2008	3
2008-2009	5
2009-2010	5
2010-2011	4
2011-2012	5

# Regular Season Record vs. Opponents

Team	Total	Home	Road	Neut.	Team	Total	Home	Road	Neut.
Atlanta	71-69	52-19	19-50	0-0	Minnesota	57-37	31-15	26-22	0-0
St. Louis	1-7	1-3	0-4	0-0	New Orleans	38-26	21-11	17-15	0-0
Atlanta	70-62	51-16	19-46	0-0	Charlotte	21-8	11-3	10-5	0-0
Boston	43-86	26-37	16-42	1-7	New Orleans	15-12	9-5	6-7	0-0
Brooklyn	53-27	29-10	24-17	0-0	N.O./Okla. City	2-6	1-3	1-3	0-0
New Jersey	53-27	29-10	24-17	0-0	New York	60-69	37-27	22-41	1-1
Brooklyn	0-0	0-0	0-0	0-0	Oklahoma City	96-99	59-36	33-59	4-4
Charlotte	11-5	7-1	4-4	0-0	Seattle	87-93	54-34	29-55	4-4
Chicago	60-64	38-20	21-40	1-4	Oklahoma City	9-6	5-2	4-4	0-0
Cleveland	75-42	46-12	29-29	0-1	Orlando	22-25	13-10	9-15	0-0
Dallas	78-73	43-32	34-41	1-0	Philadelphia	63-66	38-25	22-38	3-3
Denver	84-77	51-30	33-47	0-0	Phoenix	86-102	55-39	30-63	1-0
Detroit	60-66	44-17	15-45	1-4	Portland	95-76	54-30	39-46	2-0
Golden State	113-79	60-35	50-41	3-3	Sacramento	113-84	70-29	42-53	1-2
San Francisco	12-15	6-8	4-6	2-1	Cincinnati	13-14	8-5	4-7	1-2
Golden State	101-64	54-27	46-35	1-2	Kansas City	28-32	19-11	9-21	0-0
Indiana	48-31	28-12	20-19	0-0	Sacramento	72-38	43-13	29-25	0-0
L.A. Clippers	111-63	62-21	45-41	4-1	San Antonio	75-94	49-36	26-58	0-0
Buffalo	22-15	10-5	8-9	4-1	Toronto	19-14	14-3	5-11	0-0
San Diego	13-12	7-5	6-7	0-0	Utah	79-96	52-36	27-59	0-1
Los Angeles	76-36	45-11	31-25	0-0	New Orleans	14-12	7-6	7-6	0-0
L.A. Lakers	64-130	37-57	26-72	1-1	Utah	65-84	45-30	20-53	0-1
Memphis	46-22	29-5	17-17	0-0	Washington	62-75	38-28	22-43	2-4
Vancouver	20-4	11-1	9-3	0-0	Baltimore	6-30	2-13	2-13	2-4
Memphis	26-18	18-4	8-14	0-0	Capital	3-4	3-1	0-3	0-0
Miami	25-25	14-10	11-15	0-0	Washington	32-34	21-12	11-22	0-0
Milwaukee	49-64	34-22	14-39	1-3	Wizards	21-7	12-2	9-5	0-0
					<b>Totals</b>	<b>1856-1786</b>	<b>1131-665</b>	<b>698-1082</b>	<b>27-39</b>

## Rockets All-Time Overtime Record

Year	Total	Home	Road	Year	Total	Home	Road
1967-68	1-1	1-1	0-0	1990-91	3-3	2-2	1-1
1968-69	1-3	1-1	0-2	1991-92	3-3	1-1	2-2
1969-70	2-2	1-1	1-1	1992-93	1-3	1-0	0-3
1970-71	1-1	1-0	0-1	1993-94	2-1	1-0	1-1
1971-72	1-1	0-1	1-0	1994-95	0-1	0-1	0-0
1972-73	0-0	0-0	0-0	1995-96	1-3	1-2	0-1
1973-74	1-6	1-1	0-5	1996-97	4-2	2-2	2-0
1974-75	1-3	0-3	1-0	1997-98	1-4	0-2	1-2
1975-76	0-3	0-2	0-1	1998-99	2-1	1-0	1-1
1976-77	4-0	4-0	0-0	1999-2000	2-3	1-1	1-2
1977-78	2-0	2-0	0-0	2000-2001	2-2	1-1	1-1
1978-79	3-1	2-0	1-1	2001-2002	5-5	3-2	2-3
1979-80	5-3	3-1	2-2	2002-2003	4-5	2-1	2-4
1980-81	3-2	1-0	2-2	2003-2004	5-2	3-1	2-1
1981-82	2-1	1-0	1-1	2004-2005	4-3	2-1	2-2
1982-83	1-1	1-1	0-0	2005-2006	2-2	0-1	2-1
1983-84	1-2	0-2	1-0	2006-2007	3-3	1-1	2-2
1984-85	2-1	1-0	1-1	2007-2008	0-1	0-0	0-1
1985-86	1-1	0-0	1-1	2008-2009	2-1	2-0	0-1
1986-87	1-2	0-2	1-0	2009-2010	4-3	2-2	2-1
1987-88	0-0	0-0	0-0	2010-2011	2-6	2-3	0-3
1988-89	3-3	1-1	2-2	2011-2012	3-6	3-3	0-3
1989-90	1-4	1-2	0-2	<b>Totals</b>	<b>92-104</b>	<b>53-46</b>	<b>39-58</b>

Multiple OT (2OT: 28, 3OT: 3): ..... 15-16

Opponents	W-L
Atlanta .....	4-1
Boston .....	3-4
Brooklyn .....	4-2
Charlotte .....	0-2
Chicago .....	2-3
Cleveland .....	2-1
Dallas .....	7-6
Denver .....	5-7
Detroit .....	1-4
Golden State .....	10-2
Indiana .....	1-3
L.A. Clippers .....	6-5
L.A. Lakers .....	8-10
Memphis .....	2-1
Miami .....	3-2
Milwaukee .....	2-2
Minnesota .....	3-4
New Orleans .....	2-3
New York .....	0-5
Oklahoma City .....	1-7
Orlando .....	1-0
Philadelphia .....	3-4
Phoenix .....	1-5
Portland .....	4-7
Sacramento .....	8-2
San Antonio .....	4-5
Toronto .....	1-1
Utah .....	4-4
Washington .....	0-2

# High Scorers vs. Opponents

	Rockets High Scorer	Opponents High Scorer
Atlanta	42, Elvin Hayes (Dec. 20, 1970)	49, Dominique Wilkins (Dec. 12, 1985)
Boston	51, Hakeem Olajuwon (Jan. 18, 1996)	48, Larry Bird (Mar. 17, 1985)
Brooklyn	57, Calvin Murphy (Mar. 18, 1978)	44, Drazen Petrovic (Jan. 24, 1993)
Charlotte	34, Yao Ming (Nov. 11, 2007)	43, Stephen Jackson (Jan. 12, 2010)
Chicago	45, Moses Malone (Nov. 13, 1979)	45, Michael Jordan (Jan. 18, 1998)
Cleveland	51, Vernon Maxwell (Jan. 26, 1991)	46, Mike Mitchell (Feb. 8, 1980)
Dallas	48, Tracy McGrady (Dec. 2, 2004)	53, Dirk Nowitzki (Dec. 2, 2004)
Denver	52, Hakeem Olajuwon (Apr. 19, 1990)	54, Alex English (Nov. 19, 1985)
Detroit	54, Elvin Hayes (Nov. 13, 1968)	46, Jerry Stackhouse (Jan. 4, 2001)
Golden State	51, Moses Malone (Mar. 11, 1981)	51, Phil Smith (Dec. 11, 1976) 51, Rick Barry (Jan. 17, 1973)
Indiana	44, Moses Malone (Oct. 17, 1979)	42, Butch Carter (Nov. 1, 1983)
L.A. Clippers	53, Moses Malone (Feb. 2, 1982)	51, Bob McAdoo (Mar. 18, 1975)
L.A. Lakers	44, Steve Francis (Jan. 7, 2003)	53, Kobe Bryant (Dec. 15, 2006) 53, Kobe Bryant (Mar. 30, 2007)
Memphis	42, Hakeem Olajuwon (Mar. 10, 1996)	38, Jason Williams (Nov. 30, 2001)
Miami	43, Hakeem Olajuwon (Apr. 8, 1989)	45, Dwyane Wade (Dec. 29, 2010)
Milwaukee	42, Tracy McGrady (Dec. 31, 2004)	48, Kareem Abdul-Jabbar (Jan. 25, 1973)
Minnesota	46, Hakeem Olajuwon (Mar. 23, 1996)	40, Stephon Marbury (Feb. 17, 1999)
New Orleans	41, Clyde Drexler (Dec. 2, 1995) 41, Tracy McGrady (Mar. 8, 2008)	44, David West (Dec. 29, 2009)
New York	42, Hakeem Olajuwon (Jan. 16, 1993)	43, Walt Frazier (Oct. 30, 1969)
Oklahoma City	50, Elvin Hayes (Nov. 20, 1970)	46, Tom Chambers (Jan. 6, 1988)
Orlando	37, Yao Ming (Jan. 25, 2004) 37, Yao Ming (Mar. 11, 2007)	39, Tracy McGrady (Feb. 16, 2002)
Philadelphia	42, Hakeem Olajuwon (Feb. 29, 1996)	58, Allen Iverson (Jan. 15, 2002)
Phoenix	45, Moses Malone (Feb. 5, 1982)	47, Gail Goodrich (Mar. 9, 1969)
Portland	49, Moses Malone (Mar. 13, 1982)	51, Geoff Petrie (Jan. 20, 1973) 51, Geoff Petrie (Mar. 16, 1973)
Sacramento	48, Elvin Hayes (Nov. 25, 1970)	51, Nate Archibald (Nov. 27, 1972)
San Antonio	47, Hakeem Olajuwon (Jan. 13, 1995)	46, George Gervin (Mar. 30, 1979)
Toronto	40, Yao Ming (Dec. 20, 2004)	43, Vince Carter (Mar. 5, 2002)
Utah	47, Tracy McGrady (Nov. 1, 2007)	46, Adrian Dantley (Jan. 4, 1984)
Washington	46, Calvin Murphy (Mar. 10, 1978)	44, Gus Johnson (Feb. 11, 1968) 44, Gilbert Arenas (Jan. 3, 2006)



# Rockets Miscellaneous Records

## Season Records

**Best Seasons:** 58-24 (1993-94); 57-25 (1996-97); 55-27 (1992-93); 55-27 (2007-2008)

**Most Consecutive Home Wins:** 20 (Oct. 29, 1985 - Jan. 14, 1986)

**Most Consecutive Road Wins:** 12 (Jan. 4 - Mar. 12, 2008)

**Most Playoff Games Season:** 23 (1994, won 15)

**Worst Season:** 14-68 (1982-83)

**Most Consecutive Losses:** 17 (Jan. 18 - Feb. 19, 1968; San Diego)

**Most Consecutive Home Losses:** 11 (Mar. 1 - Apr. 16, 1983)

**Most Consecutive Road Losses:** 16 (Jan. 18 - Mar. 19, 1968; San Diego)

**Best Home Record Season:** 36-5 (1985-86)

**Best Road Record Season:** 27-14 (1996-97)

**Best Months:** 14-0 (November 1993), 13-0 (February 2008), 15-1 (November 1996)

**Worst Home Record Season:** 8-33 (1967-68)

**Worst Road Record Season:** 5-36 (1982-83)

**Worst Months:** 0-11 (March 1968), 1-17 (February 1968)

## Overtime Games

**Most Overtime Games Season:** 10 (2001-2002)

**Fewest Overtime Games Season:** 0 (1972-73; 1987-88)

**Most Overtime Wins Season:** 5 (1979-80; 2001-2002; 2003-2004)

**Most Overtime Losses Season:** 6 (1973-74; 2010-2011; 2011-2012)

**Most Consecutive Overtime Games (equaled NBA record):** 3 (Nov. 17-20-24, 1976); (Nov. 26-29-Dec. 1, 1999)

## Attendance

**Largest Regular Season Home Attendance:** 718,524 (2007-2008)

**Most Regular Season Home Sellouts:** 41 (1987-88; 1995-96; 1996-97; 1997-98)

**Highest Regular Season Home Attendance Average:** 17,525 (2007-2008)

**Largest Single-Game Home Attendance:** 18,583 (Mar. 27, 2010 vs. L.A. Lakers at Toyota Center)

**Largest Home Attendance (including Playoffs):** 828,744 (1985-86)

**Most Consecutive Sellouts (including Playoffs):** 176 (Apr. 23, 1995 - May 15, 1999)

**Most Consecutive Regular Season Sellouts:** 149 (Apr. 23, 1995 - May 4, 1999)

## Best Comebacks

### Rockets/Game

23 (1:01 second quarter, 33-56) vs. Portland, Jan. 22, 1977 (Won 110-107)

23 (5:08 second quarter, 26-49) at Atlanta, Mar. 8, 2001 (Won 104-98)

22 (2:45 second quarter, 12-34) at Dallas, Apr. 16, 1989 (down 18 with 1:54 in 3rd; Won 114-112 OT)

21 (11:46 second quarter, 27-48) vs. San Antonio, Mar. 8, 1986 (Won 126-117)

20 (33.4 seconds, second quarter, 51-71) vs. Golden State, Feb. 26, 1992 (Won 118-116)

20 (1:33 second quarter, 28-48) vs. San Antonio, Mar. 17, 2001 (Won 103-99)

20 (2:42 first quarter, 9-29) vs. Boston, Feb. 23, 2002 (Won 99-89)

20 (2:23 second quarter, 27-47) vs. Dallas, Apr. 11, 2002 (Won 98-95 OT)

### Rockets/Fourth Quarter

16 (11:24 left, 79-95) at Sacramento, Nov. 12, 1987 (Won 116-114)

15 (8:31 left, 73-88) at Phoenix, Nov. 4, 2001 (Won 103-100)

15 (8:25 left, 61-76) at Denver, Apr. 17, 2006 (Won 86-83)

14 (10:44 left, 62-66) at Atlanta, Feb. 7, 2004 (Won 86-77)

13 (10:44 left, 63-76) at Sacramento, Jan. 11, 1990 (Won 90-87)

13 (8:10 left, 84-97) at Seattle, Jan. 23, 2008 (Won 109-107)

### Opponents/Game

26 (7:45 second quarter, 46-20) at Portland, Feb. 15, 1997 (Lost 109-105)

24 (6:02 third quarter, 79-55) vs. Minnesota, Feb. 17, 1992 (Lost 124-122 OT)

23 (10:56 second quarter, 36-13) at San Antonio, Apr. 18, 1999 (Lost 86-83)

21 (4:14 third quarter, 78-57) vs. Phoenix, Dec. 16, 1986 (Lost 106-102)

21 (11:20 second quarter, 36-15) vs. Phoenix, Mar. 15, 2004 (Lost 99-97 OT)

21 (1:19 second quarter, 51-30) at L.A. Lakers, Dec. 15, 2006 (Lost 112-101 2OT)

### Opponents/Fourth Quarter

17 (5:51 left, 99-82) at Chicago, Feb. 28, 2009 (Lost 105-102)

16 (11:37 left, 87-71) vs. Phoenix, Dec. 16, 1986 (Lost 106-102)

15 (5:37 left, 93-78) at Minnesota, Mar. 28, 1993 (Lost 101-100)


15 (8:07 left, 78-63) at Utah, Apr. 1, 1999 (Lost 88-87)

14 (11:48 left, 82-68) at San Antonio, Dec. 2, 1987 (Lost 97-93)

14 (11:38 left, 76-62) vs. Dallas, Nov. 21, 2007 (Lost 100-94)


14 (7:37 left, 70-56) at San Antonio, Nov. 14, 2008 (Lost 77-75)

# *The History*



# History of the Rockets

The Rockets franchise entered the NBA as the San Diego Rockets prior to the 1967-68 season, along with the Seattle SuperSonics, as the league expanded to 12 teams. The Rockets received their team name because it kept with San Diego's then-theme of a "city in motion," while reflecting the growth of space-age industries in San Diego. The 1967-68 Rockets compiled a league-worst 15-67 record, but were able to select University of Houston's Elvin Hayes with the first overall pick in the 1968 NBA Draft. As a rookie, Hayes scored an NBA-leading 28.4 points per game, helping the team to a 37-45 record and a playoff berth. The Rockets drafted Rudy Tomjanovich and Calvin Murphy in the 1970 NBA Draft, but were unable to produce a winning record in any of their four seasons in San Diego.



In June 1971, a group named Texas Sports Investments bought the Rockets franchise for \$5.6 million and moved the team to Houston. During their first year in Texas, the Rockets played home games in Houston, San Antonio and Waco. In 1972, Hayes was traded to Baltimore. The 1974-75 Rockets produced the franchise's first season at .500 or better and first playoff series win. The franchise further improved two seasons later with the additions of John Lucas, the top pick in the 1976 NBA Draft, and Moses Malone, who had starred in the ABA the previous two years. The 1976-77 Rockets registered a 49-33 record and won their first division title, as 1977 NBA Coach of the Year Tom Nissalke guided them to the Conference Finals. Houston's record slipped the following season, as the team played most of the year without an injured Tomjanovich. He returned the following season to join Malone and Murphy in the 1979 NBA All-Star Game.

That season, Malone averaged 24.8 points and an NBA-leading 17.6 rebounds to give the Rockets their first-ever NBA MVP. After the 1978-79 Rockets were eliminated in the first round of the playoffs, Del Harris was hired as head coach. In Harris' first season, the Rockets advanced to the Conference Semifinals.

The 1980-81 Rockets qualified for the playoffs in the season's final weekend with a 40-42 record. Malone averaged 27.8 points and an NBA-best 14.8 rebounds, while Murphy set NBA records with 78 consecutive free throws made and a single-season free-throw percentage of .958. Despite their sub-.500 record, the Rockets advanced to their first-ever NBA Finals, losing to Boston but becoming the first team from Houston to play for a championship in basketball, football or baseball. The following season, Hayes returned to replace a retired Tomjanovich, but the Rockets were unable to recapture the postseason magic. Despite Malone winning his second NBA MVP award with averages of 31.1 points and 14.7 rebounds, the 1981-82 Rockets lost in the first round of the playoffs. Malone was then traded to Philadelphia and the 1982-83 Rockets logged a franchise-worst 14-68 record. The Rockets replaced Del Harris with Bill Fitch as head coach at the season's end.

Houston used back-to-back poor seasons to obtain the first overall selection in both the 1983 and 1984 NBA Drafts. The Rockets picked 7-foot-4 Ralph Sampson in 1983 and 7-foot Hakeem Olajuwon from the University of Houston the following year to assemble the tallest frontcourt the league had ever known. Sampson won the NBA Rookie of the Year award in his first season, while Olajuwon finished second in balloting to Michael Jordan a year later. The 1984-85 Rockets compiled a 48-34 record during Sampson's and Olajuwon's first season together, but were eliminated in the first round of the playoffs. The following year, the Rockets rolled to a 51-31 record, won the Midwest Division, and upset the defending NBA Champion L.A. Lakers to advance to the NBA Finals, where the team fell to Boston for the second time in six years.

The 1986-87 Rockets advanced to the Conference Semifinals, as Olajuwon earned his first of three straight All-NBA First-Team selections and Sampson struggled with injuries. The next year Houston traded Sampson and Steve Harris to Golden State for Joe Barry Carroll and Eric "Sleepy" Floyd, marking the first time that two first overall selections had been traded for one another. After the 1987-88 Rockets lost in the first round of the playoffs, Don Chaney replaced Fitch as head coach. During the 1988-89 season, Olajuwon became the first player to collect 200 steals and 200 blocks in the same season. Despite the addition of Otis Thorpe, the 1988-89 Rockets lost in the first round of the playoffs. The following season, a trade for Vernon Maxwell could not prevent another first-round exit. With the addition of Kenny Smith, the 1990-91 Rockets overcame losing Olajuwon to injury for 26 games to finish with a 52-30 record and earn Don Chaney NBA Coach of the Year honors. A first-round exit followed by a 26-26 start to the 1991-92 season cost Chaney his job. Tomjanovich was promoted from assistant coach to interim head coach during the season before being named permanent head coach at the season's end. That offseason, the Rockets added Robert Horry via the 1992 NBA Draft.

# History of the Rockets

Beginning with the 1992-93 season, Olajuwon's All-Star play elevated to an even higher level for a four-year stretch. In 1993, he won the first of consecutive Defensive Player of the Year awards, finished second in MVP voting, and earned the first of consecutive selections to the All-NBA First Team. The 1992-93 Rockets set a franchise record with an NBA season-best 15 consecutive wins and won the Midwest Division with a 55-27 record before losing in the Conference Semifinals.



On July 30, 1993, Leslie Alexander purchased the Rockets. The 1993-94 Rockets opened the year by tying an NBA record with a perfect 15-0 start. Houston went on to set the franchise record for wins with a 58-24 record, claiming the Midwest Division title. Olajuwon averaged 27.3 points, 11.9 rebounds and 3.71 blocked shots to win both the NBA MVP award and the NBA Defensive Player of the Year award. In the Conference Semifinals, two home losses to Phoenix prompted a Houston newspaper to post the headline "Choke City," but the Rockets responded to win the seven-game series and earn the moniker "Clutch City." Houston then defeated Utah in the Conference Finals to advance to the 1994 NBA Finals against the New York Knicks. No team reached 100 points in any game in the Finals and every contest was decided by less than 10 points. The Rockets won the seven-game series to secure the first-ever professional championship for a sports team from Houston. Olajuwon earned the Finals MVP award, becoming the first player to ever win this honor along with both the regular season MVP award and the Defensive Player of the Year award in the same season.

With another NBA Championship in 1995, the Rockets became the fifth franchise in league history to boast back-to-back titles. The Rockets played the role of underdog in their bid to repeat as champions, entering the postseason as the sixth seed in the conference with a 47-35 record. The Rockets midseason trade of Thorpe reunited Houston native Clyde Drexler with Olajuwon, his former teammate at the University of Houston. The Rockets became the lowest seed ever to win a title and the first team to ever eliminate four teams that had each won 50 or more regular-season games, knocking off Utah, Phoenix, San Antonio and Orlando. The Rockets swept Orlando in the 1995 NBA Finals, as Olajuwon repeated as the NBA Finals MVP.

During the 1995-96 season, Olajuwon became the NBA's all-time blocked shots leader and Tomjanovich became the franchise's all-time winningest coach. In the playoffs, the Rockets were unable to repeat as champions, falling in the Conference Semifinals. Prior to the 1996-97 season, the Rockets acquired Charles Barkley, whose addition propelled Houston to a 57-25 record and the Conference Finals. The 1997-98 Rockets hoped to make one last championship run in Drexler's final season, but Barkley tore a tricep muscle and Houston bowed out in the first round. The next year, the Rockets added Scottie Pippen to fill out the frontcourt of Olajuwon and Barkley. The Rockets notched their 15<sup>th</sup> consecutive winning season, but lost in the first round of the playoffs. Pippen was then traded to Portland in the offseason.

In the 1999-2000 season, Barkley played his final season and Steve Francis earned NBA Co-Rookie of the Year honors. The following season marked Houston's last year with Olajuwon, who requested a trade at the season's end. One year later, the Rockets found a new center with the first overall pick in the 2002 NBA Draft. Houston selected China's Yao Ming, who became the first-ever No. 1 pick to come from an international basketball league. Following the 2002-2003 season, Tomjanovich stepped down as head coach of the Rockets with a franchise-record 503 victories in 900 games.

On June 11, 2003, Jeff Van Gundy became the 10<sup>th</sup> head coach in Rockets history. In Van Gundy's first season, the Rockets moved into their new home Toyota Center, set several defensive records and returned to the playoffs for the first time in five years. On June 29, 2004, Houston acquired Tracy McGrady, trading its backcourt of Francis and Cuttino Mobley in a seven-player deal for the 25-year-old two-time NBA scoring champion. In his inaugural season in Houston, McGrady became the first player in Rockets history to reach 2,000 points, 400 rebounds and 400 assists in a single season. McGrady also became the first-ever Houston player to earn Player-of-the-Week recognition four times in the same campaign. Overall in 2004-2005, the tandem of McGrady and Yao helped lead the Rockets to a 51-31 mark and a first-round playoff series with Dallas, where the Mavericks prevailed in a decisive Game Seven at American Airlines Center.

The 2005-2006 campaign was highlighted with Houston hosting the 2006 NBA All-Star Game, which marked the second time the contest has been played in the "Space City." Houston first held the midseason classic in 1989 before a then-record crowd of 44,735

# History of the Rockets

at the Astrodome. McGrady scored a game-high 36 points for the West, while Yao led all players in votes received for a second straight season. The Rockets finished 2005-2006 with a 34-48 record, as McGrady and Yao played in just 31 games together due to injuries suffered by both players.

On April 3, 2006, Alexander named Daryl Morey as the team's Assistant General Manager. The Rockets also acquired Shane Battier from the Memphis Grizzlies in exchange for Stromile Swift and the draft rights to Connecticut forward Rudy Gay on July 12, 2006. With the addition of Battier along with strong play from Yao and McGrady, the 2006-07 Rockets blasted off to one of their best starts in recent years. Yao was named Western Conference Player of the Month for games played through Nov., becoming the first Rockets player to receive this recognition since Olajuwon. When Yao suffered a small fracture on his right anterior medial tibial plateau vs. the L.A. Clippers on Dec. 23, McGrady put the team on his back and helped lead the Rockets to a 20-12 record over the 32 games Yao was out with the injury. Also playing a huge role was reserve center Dikembe Mutombo, who moved past Kareem Abdul-Jabbar into second on the NBA's all-time blocked shots list. Houston finished the season with a 52-30 mark, but lost a heartbreaking Game Seven to the Utah Jazz in the opening round of the 2007 NBA Playoffs.

On May 10, 2007, Alexander announced that Morey officially assumed his role as General Manager of the franchise. Morey took over the position from retiring Carroll Dawson, who was honored by Alexander with "Carroll Dawson Tribute Night" on April 16, 2007, where a banner bearing his name was hung from the rafters of Toyota Center in tribute to Dawson's 27 seasons with the Rockets organization. The offseason changes did not stop there, as the team and Van Gundy decided to part ways. Alexander then hired Rick Adelman as head coach and commissioned Morey to build a roster to fit his system. In the 2007 NBA Draft, Morey selected Aaron Brooks in the first round and traded for the draft rights to Carl Landry. The team also acquired from San Antonio the draft rights to Argentine forward Luis Scola on July 12, 2007.

In his first season, Adelman guided the 2007-08 Rockets to a 55-27 record. Houston actually captured 22 victories in a row (1/29/08-3/16/08), which stands as the second-longest winning streak in NBA history. The team went 13-0 in Feb. 2008, while recording 12 consecutive wins away from Toyota Center (1/4/08-3/12/08) to mark the longest road winning streak in club annals. The accomplishments were even more noteworthy since Yao was lost for the remainder of the season after undergoing surgery to repair a stress fracture in his left foot on March 3, 2008. Another highlight during this record-setting season was Alexander honoring Olajuwon for his many contributions to the Rockets organization with the unveiling of a commissioned bronze sculpture in front of Toyota Center during a special ceremony on April 11, 2008.

Despite a growing number of injuries, Houston battled to the end, but dropped their opening-round series with Utah in the 2008 NBA Playoffs.

The Rockets began the 2008-09 campaign by trading for Ron Artest and completed their run by taking the eventual NBA Champion L.A. Lakers to a Game Seven of the 2009 Western Conference Semifinals. Led by the scoring of Brooks, Houston went the full seven games with the Lakers despite playing without McGrady (microfracture surgery on left knee) and losing the services of Yao (broken bone in left foot) for the final four contests of the series. The Rockets advanced to face the Lakers by defeating Portland in the opening round, which marked the club's first series win in the playoffs since 1997. The memorable postseason came after a 53-29 regular season, which gave Houston its third consecutive 50-win campaign for the first time in franchise history.

Despite playing the entire 2009-10 campaign without Yao (foot surgery), Houston registered a 42-40 mark to become the only team in the past 20 NBA seasons to finish above .500 without an All-Star. It marked just the 26<sup>th</sup> time in NBA history for a team to finish a season with a winning record and not make the playoffs. Brooks became the sixth player in league annals to make at least 200 3-pointers (209) and dish out 400 or more assists (434) in the same season en route to capturing the NBA's 2009-10 Most Improved Player award. In addition to the inspired play of Scola, the Rockets were involved in a three-team, nine-player trade that brought Kevin Martin to Houston from Sacramento on Feb. 18, 2010, while sending McGrady to the New York Knicks and Landry to the Kings.

In the offseason leading into 2010-11, the Rockets acquired Courtney Lee from the New Jersey Nets in a four-team, five-player trade that sent Trevor Ariza to the New Orleans Hornets. The Rockets went on to secure a 43-39 mark in 2010-11, joining the 1970-71 and 1971-72 Phoenix Suns as the only two teams to miss the playoffs in two straight seasons despite finishing with a winning record in both campaigns. Houston's 2010-11 season also marked one of change, which began with Yao enduring yet another season-ending surgery. The Rockets transition continued at the trade deadline with Battier rejoining the Grizzlies and the acquisition of Goran Dragic from the Suns in exchange for Brooks. Following the season, the Rockets and Adelman mutually agreed to part ways.

Houston would name Hall-of-Famer Kevin McHale as the 12<sup>th</sup> head coach in team history on June 1, 2011. Yao, who established himself as one of the top centers in the NBA and a global phenomenon, also announced from his hometown of Shanghai, China that he retired from the NBA on July 20, 2011. In his first campaign with Houston, McHale led the 2011-12 Rockets to a 34-32 record. The Rockets then began the start of a new era with the signing of restricted free agents Jeremy Lin and Omir Asik, while seeing the departures of Scola, Dragic, Lee and Kyle Lowry.



# The 22-Game Winning Streak

January 29-March 16, 2008

PLAYER		G-GS	MIN	FIELD GOALS		3-POINT FG		REBOUNDS			AST	PF-DQ	STL	TO	BLK	PTS	AVG		
				FG-FGA	PCT	FG-FGA	PCT	FT-FTA	PCT	OFF								DEF	TOT
McGrady		21-21	808	178-407	.437	34-107	.318	74-106	.698	16	95	111	130	25-0	23	52	10	464	22.1
Yao		12-12	445	93-176	.528	0-0	—	72-86	.837	35	98	133	24	32-0	4	36	14	258	21.5
Alston		22-22	792	133-313	.425	57-144	.396	23-33	.697	10	84	94	145	44-0	33	44	9	346	15.7
Scola		22-22	581	107-195	.549	0-1	.000	42-63	.667	46	105	151	32	62-0	17	36	7	256	11.6
Battlier		22-22	842	81-181	.448	45-113	.398	22-30	.733	34	88	122	54	43-0	13	17	28	229	10.4
Landry		17-0	329	66-108	.611	0-1	.000	36-55	.655	40	48	88	9	40-0	11	10	3	168	9.9
Head		16-1	288	48-102	.471	24-59	.407	18-24	.750	3	28	31	38	20-0	12	10	1	138	8.6
Wells		9-0	177	22-44	.500	1-3	.333	20-32	.625	7	41	48	21	19-0	8	10	4	65	7.2
Jackson		11-10	181	28-71	.394	8-29	.276	6-8	.750	4	27	31	26	17-0	4	14	2	70	6.4
Harris		4-0	53	10-24	.417	0-0	—	4-7	.571	10	11	21	1	4-0	2	2	0	24	6.0
Green		1-0	4	3-3	1.000	0-0	—	0-0	—	2	0	2	0	2-0	0	0	0	6	6.0
Novak		18-0	115	22-48	.458	12-31	.387	1-2	.500	2	13	15	3	9-0	1	1	2	57	3.2
Hayes		19-0	290	25-38	.658	0-0	—	4-4	1.000	19	70	89	22	47-1	13	15	8	54	2.8
Brooks		18-0	147	16-57	.281	7-28	.250	5-8	.625	5	13	18	21	19-0	2	10	1	44	2.4
Mutombo		11-10	195	10-21	.476	0-0	—	5-8	.625	18	48	66	0	15-0	2	3	23	25	2.3
Williams		1-0	6	1-3	.333	0-0	—	1-4	.250	1	0	1	0	3-0	0	1	0	3	3.0
James		4-0	19	2-7	.286	0-2	.000	0-0	—	1	3	4	1	3-0	0	2	0	4	1.0
Jones		4-0	9	2-4	.500	0-0	—	0-0	—	0	1	1	0	3-0	1	1	0	4	1.0
ROCKETS		22	5280	847-1802	.470	188-518	.363	333-470	.709	253	773	1026	527	407-1	146	282	112	2215	100.7
OPPONENTS		22	5280	739-1805	.409	133-353	.377	332-485	.685	242	643	885	408	412-1	165	266	97	1943	88.3

Date	Opponent	Result
Jan. 29	Golden State	W, 111-107
Feb. 1	at Indiana	W, 106-103
2	at Milwaukee	W, 91-83
4	at Minnesota	W, 92-86
7	Cleveland	W, 92-77
9	Atlanta	W, 108-89
11	Portland	W, 95-83
13	Sacramento	W, 89-87
19	at Cleveland	W, 93-85
21	Miami	W, 112-100
22	at New Orleans	W, 100-80

Leading Scorer
Yao-36
Landry-22
McGrady-33
McGrady-26
Yao-22
Yao-28
Yao-25
Yao-25
Alston-22
McGrady-23
McGrady-34

Date	Opponent	Result	Leading Scorer
Feb. 24	Chicago	W, 110-97	McGrady-24
26	Washington	W, 94-69	Head-18
29	Memphis	W, 116-95	McGrady-25
Mar. 2	Denver	W, 103-89	McGrady-22
5	Indiana	W, 117-99	McGrady-25
6	at Dallas	W, 113-98	McGrady-31
8	New Orleans	W, 106-96	McGrady-41
10	New Jersey	W, 91-73	McGrady-19
12	at Atlanta	W, 83-75	McGrady-28
14	Charlotte	W, 89-80	McGrady-30
16	L.A. Lakers	W, 104-92	Alston-31



History

# Rockets All-Time Record

(45 Seasons: 4 Seasons San Diego, 41 Seasons Houston)

## San Diego (1967-71)

Years	Coach	W-L	Pct.	Finish	Home	Road	Neut.	Playoffs
1967-68	Jack McMahon	15-67	.183	6th Western	8-33	3-25	4-9	—
1968-69	Jack McMahon	37-45	.451	4th Western	25-16	8-25	4-4	2-4
1969-70	Jack McMahon (9-17)							
	Alex Hannum (18-38)	27-55	.329	7th Western	21-17	4-33	2-5	—
1970-71	Alex Hannum	40-42	.488	3rd Pacific	24-15	15-26	1-1	—

## Houston (1971-2012)

Years	Coach	W-L	Pct.	Finish	Home	Road	Neut.	Playoffs
1971-72	Tex Winter	34-48	.415	4th Pacific	15-20	14-23	5-5	—
1972-73	Tex Winter (17-30)							
	John Egan (16-19)	33-49	.402	3rd Central	14-14	10-28	9-7	—
1973-74	John Egan	32-50	.390	3rd Central	18-23	13-25	1-2	—
1974-75	John Egan	41-41	.500	2nd Central	29-12	12-27	0-2	3-5
1975-76	John Egan	40-42	.488	3rd Central	28-13	12-29	0-0	—
1976-77	Tom Nissalke	49-33	.598	1st Central	34-7	15-25	0-1	6-6
1977-78	Tom Nissalke	28-54	.341	6th Central	21-20	7-34	0-0	—
1978-79	Tom Nissalke	47-35	.573	2nd Central	30-11	17-24	0-0	0-2
1979-80	Del Harris	41-41	.500	2nd Central	29-12	12-29	0-0	2-5
1980-81	Del Harris	40-42	.488	2nd Midwest	25-16	15-26	0-0	12-9
1981-82	Del Harris	46-36	.561	2nd Midwest	25-16	21-20	0-0	1-2
1982-83	Del Harris	14-68	.171	6th Midwest	9-32	5-36	0-0	—
1983-84	Bill Fitch	29-53	.354	6th Midwest	21-20	8-32	0-1	—
1984-85	Bill Fitch	48-34	.585	2nd Midwest	29-12	19-22	0-0	2-3
1985-86	Bill Fitch	51-31	.622	1st Midwest	36-5	15-26	0-0	13-7
1986-87	Bill Fitch	42-40	.512	3rd Midwest	25-16	17-24	0-0	5-5
1987-88	Bill Fitch	46-36	.561	4th Midwest	31-10	15-26	0-0	1-3
1988-89	Don Chaney	45-37	.549	2nd Midwest	31-10	14-27	0-0	1-3
1989-90	Don Chaney	41-41	.500	5th Midwest	31-10	10-31	0-0	1-3
1990-91	Don Chaney	52-30	.634	3rd Midwest	31-10	21-20	0-0	0-3
1991-92	Don Chaney (26-26)							
	Rudy Tomjanovich (16-14)	42-40	.512	3rd Midwest	28-13	14-27	0-0	—
1992-93	Rudy Tomjanovich	55-27	.671	1st Midwest	31-9	24-16	0-2	6-6
1993-94	Rudy Tomjanovich	58-24	.707	1st Midwest	35-6	23-18	0-0	15-8
1994-95	Rudy Tomjanovich	47-35	.573	3rd Midwest	25-16	22-19	0-0	15-7
1995-96	Rudy Tomjanovich	48-34	.585	3rd Midwest	27-14	21-20	0-0	3-5
1996-97	Rudy Tomjanovich	57-25	.695	2nd Midwest	30-11	27-14	0-0	9-7
1997-98	Rudy Tomjanovich	41-41	.500	4th Midwest	24-17	16-24	1-0	2-3
1998-99	Rudy Tomjanovich	31-19	.620	3rd Midwest	19-6	12-13	0-0	1-3
1999-00	Rudy Tomjanovich	34-48	.415	6th Midwest	22-19	12-29	0-0	—
2000-01	Rudy Tomjanovich	45-37	.549	5th Midwest	24-17	21-20	0-0	—
2001-02	Rudy Tomjanovich	28-54	.341	5th Midwest	18-23	10-31	0-0	—
2002-03	Rudy Tomjanovich	43-39	.524	5th Midwest	28-13	15-26	0-0	—
2003-04	Jeff Van Gundy	45-37	.549	5th Midwest	27-14	18-23	0-0	1-4
2004-05	Jeff Van Gundy	51-31	.622	3rd Southwest	26-15	25-16	0-0	3-4
2005-06	Jeff Van Gundy	34-48	.415	5th Southwest	15-26	19-22	0-0	—
2006-07	Jeff Van Gundy	52-30	.634	3rd Southwest	28-13	24-17	0-0	3-4
2007-08	Rick Adelman	55-27	.671	3rd Southwest	31-10	24-17	0-0	2-4
2008-09	Rick Adelman	53-29	.646	2nd Southwest	33-8	20-21	0-0	7-6
2009-10	Rick Adelman	42-40	.512	3rd Southwest	23-18	19-22	0-0	—
2010-11	Rick Adelman	43-39	.524	5th Southwest	25-16	18-23	0-0	—
2011-12	Kevin McHale	34-32	.515	4th Southwest	22-11	12-21	0-0	—
<b>Totals</b>	<b>12 Coaches</b> <b>3642 Games</b>	<b>1856-1786</b>	<b>.510</b>	<b>4 Div. Titles</b>	<b>1131-665</b> <b>.630</b>	<b>698-1082</b> <b>.392</b>	<b>27-39</b> <b>.409</b>	<b>116-121</b> <b>.489</b>

## Coaching Summary

Name	Won	Lost	Pct.	Years
Rick Adelman	193	135	.588	2007-2011 (4)
Rudy Tomjanovich	503	397	.559	1992-2003 (12)
Jeff Van Gundy	182	146	.555	2003-2007 (4)
Don Chaney	164	134	.550	1988-92 (4)
Bill Fitch	216	194	.527	1983-88 (5)
Kevin McHale	34	32	.515	2011-2012 (1)
Tom Nissalke	124	122	.504	1976-79 (3)
John Egan	129	152	.459	1973-76 (4)
Del Harris	141	187	.430	1979-83 (4)
Alex Hannum	58	80	.420	1969-71 (2)
Tex Winter	51	78	.395	1971-73 (2)
Jack McMahon	61	129	.321	1967-70 (3)

# Rockets Home Attendance

(45 Seasons: 4 Seasons San Diego, 41 Seasons Houston)

## San Diego (1967-71)

Years (Venue)	Games	Totals	Average	Playoffs	Largest Crowd	Overall Total	Average
1967-68 (SD Sports Arena)	41	188,865	4,067	—	10,269	188,865	4,067
1968-69 (SD Sports Arena)	41	248,217	6,054	3-31,755	14,280	279,972	6,363
1969-70 (SD Sports Arena)	38	232,684	6,128	—	13,643	232,684	6,128
1970-71 (SD Sports Arena)	39	264,206	6,774	—	11,639	264,206	6,774
<b>Totals</b>	<b>159</b>	<b>933,972</b>	<b>5,874</b>	<b>3-31,755</b>	<b>14,280</b>	<b>965,727</b>	<b>5,961</b>

## Houston (1971-2012)

Years (Venue)	Games	Totals	Average	Playoffs	Largest Crowd	Overall Total	Average
1971-72 (Hofheinz)	41	203,599	4,966	—	10,218	203,599	4,966
1972-73 (Hofheinz)	41	189,773	4,629	—	10,146	189,773	4,629
1973-74 (Hofheinz)	41	158,059	3,855	—	8,253	158,059	3,855
1974-75 (Hofheinz)	41	187,457	4,572	4-40,872	10,518	228,329	5,074
1975-76 (The Summit)	41	261,418	6,376	—	12,586	261,418	6,376
1976-77 (The Summit)	41	347,920	8,486	6-93,838	16,012	441,758	9,399
1977-78 (The Summit)	41	384,905	9,388	—	15,556	384,905	9,388
1978-79 (The Summit)	41	434,400	10,595	1-14,405	15,676	448,805	10,686
1979-80 (The Summit)	41	413,572	10,087	4-57,479	15,676	471,051	10,468
1980-81 (The Summit)	41	385,354	9,399	9-145,089	16,121	530,443	10,609
1981-82 (The Summit)	41	480,128	11,710	1-16,121	16,121	496,249	11,815
1982-83 (The Summit)	41	307,131	7,491	—	15,816	307,131	7,491
1983-84 (The Summit)	41	435,852	10,631	—	16,016	435,852	10,631
1984-85 (The Summit)	41	569,018	13,878	3-43,340	16,016	612,358	13,917
1985-86 (The Summit)	41	604,644	14,747	10-158,677	16,016	763,321	14,967
1986-87 (The Summit)	41	660,175	16,102	5-81,395	16,279	741,570	16,121
1987-88 (The Summit)	41	681,051	16,611	2-33,222	16,611	714,273	16,611
1988-89 (The Summit)	41	680,728	16,603	2-33,222	16,611	713,950	16,604
1989-90 (The Summit)	41	649,697	15,846	2-33,222	16,611	682,919	15,882
1990-91 (The Summit)	41	613,230	14,957	1-16,611	16,611	629,841	15,882
1991-92 (The Summit)	41	592,790	14,458	—	16,611	592,790	14,458
1992-93 (The Summit)	41	554,210	13,517	6-99,666	16,611	653,876	13,912
1993-94 (The Summit)	41	615,224	15,005	13-213,520	16,611	828,744	15,347
1994-95 (The Summit)	41	653,389	15,936	10-166,110	16,611	819,499	16,069
1995-96 (The Summit)	41	667,685	16,285	4-65,140	16,285	732,825	16,285
1996-97 (The Summit)	41	667,685	16,285	9-146,565	16,285	814,250	16,285
1997-98 (Compaq Center*)	41	667,685	16,285	2-32,570	16,285	700,255	16,285
1998-99 (Compaq Center*)	25	407,125	16,285	2-32,570	16,285	439,695	16,285
1999-00 (Compaq Center*)	41	624,594	15,234	—	16,285	624,594	15,234
2000-01 (Compaq Center*)	41	518,555	12,648	—	16,285	518,555	12,648
2001-02 (Compaq Center*)	41	481,227	11,737	—	16,285	481,227	11,737
2002-03 (Compaq Center*)	41	565,166	13,785	—	16,285	565,166	13,785
2003-04 (Toyota Center)	41	640,794	15,629	2-36,445	18,332	677,239	15,750
2004-05 (Toyota Center)	41	663,444	16,182	3-54,625	18,292	718,069	16,320
2005-06 (Toyota Center)	41	636,110	15,515	—	18,291	636,110	15,515
2006-07 (Toyota Center)	41	678,362	16,545	4-73,022	18,392	751,384	16,697
2007-08 (Toyota Center)	41	718,524	17,525	3-54,640	18,525	773,164	15,572
2008-09 (Toyota Center)	41	717,669	17,504	6-110,327	18,557	827,996	17,617
2009-10 (Toyota Center)	41	677,658	16,528	—	18,583	677,658	16,528
2010-11 (Toyota Center)	41	663,839	16,191	—	18,412	663,839	16,191
2011-12 (Toyota Center)	33	506,994	15,363	—	18,391	506,994	15,363
<b>Totals</b>	<b>1,657</b>	<b>21,566,840</b>	<b>13,016</b>	<b>114-1,852,693</b>	<b>18,583</b>	<b>23,419,533</b>	<b>13,224</b>

\*The Summit changed its name to Compaq Center following the 1996-97 season.


## Rockets Ownership

Owners	Principal Shareholders	Date Purchased
Breitbard Interests (San Diego, CA)	Robert Breitbard	January 11, 1967
Texas Sports Investments	Billy Goldberg, Wayne Duddleston, Mickey Herskowitz	June 23, 1971
Texas Pro Sports, Inc.	Irvin Kaplan	December 1973
James Talcott, Inc.	NY Investment Company	February 1975
Basketball Venture	Kenneth Schnitzer	February 1976
Malooof Companies (Albuquerque, NM)	George Malooof	May 25, 1979
Thomas Enterprises	Charlie Thomas	June 15, 1982
Rocket Ball, Ltd.	Leslie L. Alexander	July 30, 1993

# Clyde Drexler

**Born:** June 22, 1962  
**Hometown:** New Orleans, Louisiana  
**High School:** Sterling (Houston)  
**College:** Houston '83

## #22



- Drafted by Portland, 1st Round, 14th overall pick in 1983 NBA Draft
- 10-Time NBA All-Star (1986, 1988-94, 1996-97)
- All-NBA First Team (1992), Second Team (1988, 1991), Third Team (1990, 1995)
- Member of the 1995 NBA Champion Houston Rockets
- Member of the gold-medal-winning 1992 United States Olympic Team
- Inducted into Basketball Hall of Fame in 2004
- Selected to the NBA's 50th Anniversary All-Time Team
- Retired as a player after the 1997-98 season; Number (22) was retired on Feb. 3, 2000

Houston's native son, Clyde Drexler, originally gained fame with Hakeem Olajuwon on "Phi Slama Jama" at the University of Houston. Over a decade later, "The Glide" returned to his hometown to team up with "The Dream" to deliver the Rockets second consecutive NBA Championship.

On Feb. 14, 1995, Drexler was traded to Houston with Tracy Murray for Otis Thorpe and the rights to Marcelo Nicola on Feb. 14, 1995. In 35 regular season games with Houston during the 1994-95 season, Drexler averaged 21.4 points on .506 shooting with 7.0 rebounds. Drexler's value soared higher for the Rockets in the 1995 NBA Playoffs, when he served as the Rockets second-leading scorer during their second consecutive championship run. Drexler averaged 20.5 points, 7.0 rebounds and 5.0 assists in 22 playoff games for Houston, as the Rockets became the first-ever sixth seed to win an NBA title. In Houston's 1995 NBA Finals sweep of Shaquille O'Neal and the Orlando Magic, Drexler posted averages of 21.5 points, 9.5 rebounds and 6.8 assists.

Following the Rockets championship run of 1995, Drexler signed a contract extension to play with Houston for three more seasons. He became the 24<sup>th</sup> player in NBA history to register 20,000 career points on Nov. 24, 1996, at the L.A. Lakers. That same season he earned selection to the NBA's 50<sup>th</sup> Anniversary All-Time Team during the 1997 NBA All-Star Weekend. On Feb. 16, 1998, Drexler joined John Havlicek and Oscar Robertson as the only players in NBA history to collect 20,000 points, 6,000 rebounds and 6,000 assists in a career. In his final season with the Rockets, Drexler teamed with Houston Comets guard Cynthia Cooper to win the first-ever All-Star 2ball competition during the 1998 All-Star Weekend.

In 219 games with the Rockets, Drexler averaged 19.0 points, 6.1 rebounds, 5.4 assists and 1.88 steals. In Rockets history, his scoring average ranks tied for eighth all-time, his 363 3-pointers rank 11<sup>th</sup> and his 1,072 3-pointers attempted rank 10<sup>th</sup>. Drexler will best be remembered for his playoff performances with the Rockets, as he averaged 18.6 points, 6.5 rebounds and 4.9 assists in 51 playoff games with Houston. In Rockets playoff history, he stands tied for second in 3-pointers attempted, third in 3-pointers made, third in free throws made and attempted, sixth in scoring

average, fourth in steals, fourth in assists, fourth in points, fifth in field goals made and attempted, seventh in rebounds, and ninth in blocks. Drexler teamed with Olajuwon to become the third teammate duo in NBA playoff history to each reach 40 points in the same game when he scored 41 points in Game Four of the 1995 Western Conference First Round vs. Utah.

After leading the Rockets in scoring during the 1997-98 season, Drexler retired from the NBA with career averages of 20.4 points, 6.1 rebounds, 5.6 assists and 2.03 steals in 15 seasons with Portland and Houston. He ranks 27<sup>th</sup> in NBA history with 22,195 career points and seventh with 2,207 career steals. Before being traded to Houston, Drexler played for 11-and-a-half seasons in Portland, leaving as the Blazers all-time leader in games played, minutes played, scoring, field goals made and attempted, free throws made and attempted, total rebounds, offensive rebounds and steals. He was named to the All-NBA First Team in 1992 and played on the gold-medal-winning "Dream Team" in the Olympics following that season. He received both All-NBA Second-Team (1988, 1991) and Third-Team (1990, 1995) honors twice. He was also named to the Rockets 1990s All-Decade Team. The 10-time NBA All-Star collected 25 career triple-doubles, with his last seven coming with the Rockets. Drexler participated in the playoffs in every year he played, placing him among the all-time NBA leaders in postseasons played. He reached the NBA Finals three times, as his Blazers lost to Detroit in 1990 and Chicago in 1992 before he won with the Rockets. His NBA Finals scoring average of 24.5 points per game ranks 11<sup>th</sup> in NBA history. He ranks 22<sup>nd</sup> among all-time NBA career playoff scorers with 2,963 points.

Prior to entering the NBA, Drexler averaged 14.4 points and 9.9 rebounds per game in three seasons at the University of Houston. He teamed with Olajuwon and Larry Micheaux to form the "Phi Slama Jama" frontcourt that led the Cougars to the NCAA Final Four in 1982 and 1983. Drexler finished as Houston's all-time leader in steals with 268 career thefts. He had his #22 retired by the University of Houston along with Olajuwon's #34 in February 1997. Following his NBA career, Drexler served as the head coach at the University of Houston, as an assistant coach for the Denver Nuggets and currently serves as a broadcaster for the Rockets.

# Rockets Retired Numbers

## Drexler's Career Highlights

### NBA Career Rankings:

7th Steals; 27th Points

### NBA Season Rankings:

Steals Per Game: 3rd 1985-86; 5th (3) 1986-87, 1987-88, 1988-89; 8th 1984-85; 10th 1997-98

Scoring Average: 4th (2) 1988-89, 1991-92; 6th 1987-88

### Rockets Career Rankings:

1st Seals Average; T-7th Assist Average; T-8th Scoring Average; 10th 3-Pointers Attempted

## Drexler's Career Statistics

### UNIVERSITY OF HOUSTON STATISTICS

YEAR	G	FG-FGA	PCT	FT-FTA	PCT	REB	AVG	PTS	AVG
1980-81	30	153-303	.505	50-85	.588	314	10.5	366	11.9
1981-82	32	206-362	.569	73-120	.608	336	10.5	485	15.2
1982-83	34	236-440	.536	70-95	.737	298	8.8	542	15.9
<b>TOTALS</b>	<b>96</b>	<b>595-1105</b>	<b>.538</b>	<b>193-300</b>	<b>.643</b>	<b>948</b>	<b>9.9</b>	<b>1383</b>	<b>14.4</b>

### NBA REGULAR SEASON STATISTICS

YEAR	G-S	MIN	FGM-A	PCT	3FGM-A	PCT	FTM-A	PCT	REBOUNDS OFF-DEF-TOT	REB AVG	AST	PF-D	ST	TO	BLK	TP	AVG
1983-84 (POR)	82-3	1408	252-559	.451	1-4	.250	123-169	.728	112-123-235	2.9	153	209-2	107	123	29	628	7.7
1984-85 (POR)	80-43	2555	573-1161	.494	8-37	.216	223-294	.759	217-259-476	6.0	441	265-3	177	223	68	1377	17.2
1985-86 (POR)	75-58	2576	542-1142	.475	12-60	.200	293-381	.769	171-250-421	5.6	600	270-8	197	282	46	1389	18.5
1986-87 (POR)	82-82	3114	707-1408	.502	11-47	.234	357-470	.760	227-291-518	6.3	566	281-7	204	253	71	1782	21.7
1987-88 (POR)	81-80	3080	849-1679	.506	11-52	.212	476-587	.811	261-272-533	6.6	467	250-2	203	236	52	2185	27.0
1988-89 (POR)	78-78	3064	829-1672	.496	27-104	.260	438-548	.799	289-326-615	7.9	450	269-2	213	250	54	2123	27.2
1989-90 (POR)	73-73	2683	670-1357	.494	30-106	.283	333-430	.774	208-299-507	6.9	432	222-1	145	191	51	1703	23.3
1990-91 (POR)	82-82	2852	645-1338	.482	61-191	.319	416-524	.794	212-334-546	6.7	493	226-2	144	232	60	1767	21.5
1991-92 (POR)	76-76	2751	694-1476	.470	114-338	.337	401-505	.794	166-334-500	6.6	512	229-2	138	240	70	1903	25.0
1992-93 (POR)	49-49	1671	350-816	.429	31-133	.233	245-292	.839	126-183-309	6.3	278	159-1	95	115	37	976	19.9
1993-94 (POR)	68-68	2334	473-1105	.428	71-219	.324	286-368	.777	154-291-445	6.5	333	202-2	98	167	34	1303	19.2
1994-95 (POR)	41-41	1428	305-712	.428	87-240	.363	305-748	.835	84-150-234	5.7	208	117-0	74	97	22	904	22.0
1994-95 (HOU)	35-34	1300	266-526	.506	60-168	.357	157-194	.809	68-178-246	7.0	154	89-1	62	89	23	749	21.4
1995-96 (HOU)	52-51	1997	331-764	.433	78-235	.332	265-338	.784	97-276-373	7.2	302	153-0	105	134	24	1005	19.3
1996-97 (HOU)	62-62	2271	397-899	.442	119-335	.355	201-268	.750	118-255-373	6.0	354	151-0	119	156	36	1114	18.0
1997-98 (HOU)	70-70	2473	452-1059	.427	106-334	.317	277-346	.801	105-241-346	4.9	382	193-0	126	189	42	1287	18.4
<b>ROCKETS</b>	<b>219-217</b>	<b>8041</b>	<b>1446-3248</b>	<b>.445</b>	<b>363-1072</b>	<b>.339</b>	<b>900-1146</b>	<b>.785</b>	<b>388-950-1338</b>	<b>6.1</b>	<b>1192</b>	<b>586-1</b>	<b>412</b>	<b>568</b>	<b>125</b>	<b>4155</b>	<b>19.0</b>
<b>TOTALS</b>	<b>1086-950</b>	<b>37537</b>	<b>8335-17673</b>	<b>.472</b>	<b>827-2603</b>	<b>.318</b>	<b>4698-5962</b>	<b>.788</b>	<b>2615-4062-6677</b>	<b>6.1</b>	<b>6125</b>	<b>3285-33</b>	<b>2207</b>	<b>2977</b>	<b>719</b>	<b>22195</b>	<b>20.4</b>

### NBA PLAYOFF STATISTICS


YEAR	G	MIN	FGM-A	PCT	3FGM-A	PCT	FTM-A	PCT	REBOUNDS OFF-DEF-TOT	REB AVG	AST	PF-D	ST	TO	BLK	TP	AVG
1983-84 (POR)	5-0	85	15-35	.429	0-1	.000	6-7	.857	7-10-17	3.4	8	11-0	5	7	1	36	7.2
1984-85 (POR)	9-9	339	55-134	.410	2-7	.286	38-45	.844	27-28-55	6.1	83	37-0	23	29	9	150	16.7
1985-86 (POR)	4-4	145	26-57	.456	2-5	.400	18-23	.783	9-16-25	6.3	26	19-1	6	19	3	72	18.0
1986-87 (POR)	4-4	153	36-79	.456	1-4	.250	23-29	.793	16-14-30	7.5	15	16-1	7	6	3	96	24.0
1987-88 (POR)	4-4	170	32-83	.386	3-6	.500	21-29	.724	12-16-28	7.0	21	14-0	12	12	2	88	22.0
1988-89 (POR)	3-3	128	35-71	.493	0-2	.000	13-17	.765	13-7-20	6.7	25	11-0	6	12	2	83	27.7
1989-90 (POR)	21-21	853	172-390	.441	9-41	.220	96-124	.774	63-88-151	7.2	150	72-2	53	67	18	449	21.4
1990-91 (POR)	16-16	633	128-269	.476	15-56	.268	76-98	.776	40-89-129	8.1	129	56-0	34	61	16	347	21.7
1991-92 (POR)	21-21	847	198-425	.466	19-81	.235	138-171	.807	60-95-155	7.4	147	77-2	31	58	20	553	26.3
1992-93 (POR)	3-3	116	18-43	.419	5-12	.417	16-20	.800	8-11-19	6.3	14	9-0	5	3	3	57	19.0
1993-94 (POR)	4-4	157	31-73	.425	3-13	.231	19-23	.826	10-31-41	10.3	22	7-0	8	9	2	84	21.0
1994-95 (HOU)	<b>22-22</b>	<b>849</b>	<b>155-322</b>	<b>.481</b>	<b>30-99</b>	<b>.303</b>	<b>110-140</b>	<b>.786</b>	<b>45-109-154</b>	<b>7.0</b>	<b>111</b>	<b>68-1</b>	<b>33</b>	<b>45</b>	<b>15</b>	<b>450</b>	<b>20.5</b>
1995-96 (HOU)	<b>8-8</b>	<b>292</b>	<b>49-118</b>	<b>.415</b>	<b>9-34</b>	<b>.265</b>	<b>26-34</b>	<b>.765</b>	<b>15-47-62</b>	<b>7.8</b>	<b>40</b>	<b>22-0</b>	<b>21</b>	<b>20</b>	<b>4</b>	<b>133</b>	<b>16.6</b>
1996-97 (HOU)	<b>16-16</b>	<b>623</b>	<b>105-241</b>	<b>.436</b>	<b>38-102</b>	<b>.373</b>	<b>42-54</b>	<b>.778</b>	<b>25-64-89</b>	<b>5.6</b>	<b>77</b>	<b>52-0</b>	<b>26</b>	<b>36</b>	<b>7</b>	<b>290</b>	<b>18.1</b>
1997-98 (HOU)	<b>5-5</b>	<b>182</b>	<b>21-68</b>	<b>.309</b>	<b>5-26</b>	<b>.192</b>	<b>28-37</b>	<b>.757</b>	<b>9-18-27</b>	<b>5.4</b>	<b>23</b>	<b>15-0</b>	<b>8</b>	<b>13</b>	<b>3</b>	<b>75</b>	<b>15.0</b>
<b>ROCKETS</b>	<b>51-51</b>	<b>1946</b>	<b>330-749</b>	<b>.441</b>	<b>82-261</b>	<b>.314</b>	<b>206-265</b>	<b>.777</b>	<b>94-238-332</b>	<b>6.5</b>	<b>251</b>	<b>157-1</b>	<b>88</b>	<b>114</b>	<b>29</b>	<b>948</b>	<b>18.6</b>
<b>TOTALS</b>	<b>145-140</b>	<b>5572</b>	<b>1076-2408</b>	<b>.447</b>	<b>141-489</b>	<b>.288</b>	<b>670-851</b>	<b>.787</b>	<b>359-643-1002</b>	<b>6.9</b>	<b>891</b>	<b>486-7</b>	<b>278</b>	<b>397</b>	<b>108</b>	<b>2963</b>	<b>20.4</b>

Bold and underlined indicates Rockets statistical leader.

# Moses Malone

**Born:** March 23, 1955  
**Hometown:** Petersburg, Virginia  
**High School:** Petersburg

## #24



- Drafted by Portland in the 1976 ABA Dispersal Draft
- NBA MVP (1979, 1982, 1983)
- All-NBA First Team (1979, 1982-83, 1985), Second Team (1980-81, 1984, 1987)
- NBA All-Defensive First Team (1983), Second Team (1979)
- 12-Time NBA All-Star (1978-89)
- Holds NBA career record for most offensive rebounds
- Selected to the NBA's 50th Anniversary All-Time Team
- Inducted into Basketball Hall of Fame in 2001
- Retired as a player prior to the 1995-96 season; Number (24) was retired on April 19, 1998

The fifth-leading rebounder and seventh-leading scorer in NBA history, Moses Malone is a legend that not only made a big impact on the game of basketball, but left a lasting impression with the City of Houston. A two-time NBA MVP in Houston, Malone averaged 24.0 points and a franchise-record 15.0 rebounds in six seasons with the Rockets. Malone also set the franchise single-season record for points in 1982 and rebounds in 1979. Malone was honored for his accomplishments in 2001 with his induction into the Naismith Basketball Hall of Fame.

"When you look back over the 25 years that I played, the game did me good," Malone said following his selection to the Hall of Fame. "The opportunity to be an All-Star for so many years, to be one of the 50 greatest players and then to get the call to be in the Hall of Fame."

After being named Parade High School Player of the Year in Petersburg, Virginia, Malone bypassed college and went directly into the American Basketball Association (ABA), playing with the Utah Stars and the St. Louis Spirits from 1974-76. Malone found himself on the Buffalo Braves roster when the ABA merged with the NBA in 1976. However, Malone only played two games with the Braves before he was sent to the Rockets on Oct. 24, 1976, in exchange for two first-round draft picks. During his first NBA season, Malone averaged 13.2 points and 13.1 rebounds, leading the league in offensive rebounds.

During the 1978-79 season, Malone won his first of three NBA MVP awards by averaging 24.8 points and a league-best 17.6 rebounds per game. The 1978-79 season also marked the first of four consecutive years in which Malone led Houston in points, rebounds and blocked shots.

Malone and his Rockets teammates made history together during the 1980-81 season as the second team ever to win a conference championship and reach the NBA Finals with a losing record. Despite Malone averaging 27.8 points and 14.8 rebounds per game in the 1980-81 season, most people didn't expect the Rockets to get past the first round with a 40-42 regular season record. However, the Rockets upset the reigning NBA Champion Lakers in the first round. Despite the Rockets inspired play in the playoffs, they fell to Larry Bird and the Celtics in the 1981 NBA Finals.

Malone averaged 31.1 points and a league-leading 14.7 rebounds en route to his second MVP award in the 1981-82 season. During that season, he set Rockets records with 13 consecutive 30-point games and three consecutive 40-point games.

On Sept. 15, 1982, Malone was traded to the Philadelphia 76ers in exchange for Caldwell Jones and their 1983 first-round draft pick. Malone claimed MVP honors for the regular season and the NBA Finals in his first season with the 76ers, teaming with Julius Erving to win the NBA title for Philadelphia.

After leaving Houston, Malone played 13 more seasons, including stints with Philadelphia, Washington, Atlanta, Milwaukee and San Antonio. He retired in 1995 with 29,580 points and 17,834 rebounds in 1,455 ABA and NBA games, ranking sixth all-time in major league points and third all-time in rebounds.

A 12-time NBA All-Star, Malone led the NBA in rebounding six times and averaged more than 20 points per game for 11 consecutive seasons. A three-time NBA MVP, Malone was named to the All-NBA First Team four times and the All-NBA Second Team four times. He was named NBA All-Defensive First Team once and All-Defensive Second Team once. Malone earned selection to the NBA's 50<sup>th</sup> Anniversary All-Time Team during the 1997 NBA All-Star Weekend. He was also named to the Rockets 1970s All-Decade Team in 2012. During his 19-year NBA career, Malone scored 27,409 points and grabbed 16,212 rebounds. In 1,329 regular season games, he averaged 20.6 points and 12.2 rebounds. In 94 playoff games, he averaged 22.1 points and 13.8 boards.

Malone holds a number of NBA records, including the career record for most offensive rebounds (6,731); single-season record for most offensive rebounds (587); single-game record for most offensive rebounds (21). He also ranks second all-time for most free throws made (8,531); fourth most free throws attempted (11,090); fifth most defensive rebounds (9,481); ninth most games played (1,329); and 12<sup>th</sup> most minutes played (45,071). He also holds the single-game record for most offensive rebounds in the playoffs (15).

# Rockets Retired Numbers

## Malone's Career Highlights

### NBA Career Rankings:

1st Offensive Rebounds; 2nd Free Throws Made; 4th Free Throws Attempted; 5th Defensive Rebounds; 5th Total Rebounds; 7th Points; 9th Games Played; 12th Minutes Played

### NBA Season Rankings:

Scoring Average: 2nd (2) 1980-81, 1981-82; 4th (3) 1978-79, 1979-80, 1982-83; 7th 1985-86; 9th (2) 1984-85, 1986-87

Rebounding Average: Led NBA (6) 1978-79, 1980-81, 1981-82, 1982-83, 1983-84, 1984-85; 2nd (2) 1977-78, 1979-80; 3rd 1976-77;

4th (2) 1985-86, 1988-89; 8th 1986-87; 9th (2) 1986-87, 1989-90

Blocked Shots: 7th 1976-77; 10th 1982-83

### Rockets Career Rankings:

1st Rebounding Average; 1st Scoring Average; 2nd Free Throws Attempted; 3rd Blocked Shots; 3rd Rebounds; 3rd Free Throws Made; 5th Points; 5th Field Goals Made; 6th Field Goals Attempted; 7th Minutes

## Malone's Career Statistics

### ABA REGULAR SEASON STATISTICS

YEAR	G-S	MIN	FGM-A	PCT	3FGM-A	PCT	FTM-A	PCT	REBOUNDS OFF-DEF-TOT	REB AVG	AST	PF-D	ST	TO	BLK	TP	AVG
1974-75 (UTA)	83	3205	591-1034	.572	0-1	.000	375-591	.635	1209	14.6	82	-	-	-	-	1557	18.8
1975-76 (STL)	43	1168	251-488	.514	0-2	.000	112-183	.612	413	9.6	58	-	-	-	-	614	14.3
<b>TOTALS</b>	<b>126</b>	<b>4373</b>	<b>842-1522</b>	<b>.553</b>	<b>0-3</b>	<b>.000</b>	<b>487-774</b>	<b>.629</b>	<b>1622</b>	<b>12.9</b>	<b>140</b>	<b>-</b>	<b>-</b>	<b>-</b>	<b>-</b>	<b>2171</b>	<b>17.2</b>

### NBA REGULAR SEASON STATISTICS

YEAR	G-S	MIN	FGM-A	PCT	3FGM-A	PCT	FTM-A	PCT	REBOUNDS OFF-DEF-TOT	REB AVG	AST	PF-D	ST	TO	BLK	TP	AVG
1976-77 (BUF-HOU)	82-70	2506	389-810	.480	-	-	305-440	.693	437-635-1072	13.1	89	275-3	67	-	181	1083	13.2
1977-78 (HOU)	59-59	2107	413-828	.499	-	-	318-443	.718	380-506-886	15.0	31	179-2	48	220	76	1144	19.4
1978-79 (HOU)	82-82	3390	716-1325	.540	-	-	599-811	.739	587-857-1444	17.6	147	223-0	79	326	119	2031	24.8
1979-80 (HOU)	82-82	3140	778-1549	.502	0-6	.000	563-783	.719	573-617-1190	14.5	147	210-0	80	300	107	2119	25.8
1980-81 (HOU)	80-80	3245	806-1545	.522	1-3	.333	609-804	.757	474-706-1180	14.8	141	223-0	83	308	150	2222	27.8
1981-82 (HOU)	81-81	3398	945-1822	.519	0-6	.000	630-827	.762	558-630-1188	14.7	142	208-0	76	294	125	2520	31.1
1982-83 (PHI)	78-78	2922	654-1305	.501	0-1	.000	600-788	.761	445-749-1194	15.3	101	206-0	89	264	157	1908	24.5
1983-84 (PHI)	71-71	2613	532-1101	.483	0-4	.000	545-727	.750	352-598-950	13.4	96	188-0	71	250	110	1609	22.7
1984-85 (PHI)	79-79	2957	602-1284	.469	0-2	.000	737-904	.815	385-646-1031	13.1	130	216-0	67	286	123	1941	24.6
1985-86 (PHI)	74-74	2706	571-1246	.458	0-1	.000	617-784	.787	339-533-872	11.8	90	194-0	67	261	71	1759	23.8
1986-87 (WAS)	73-70	2488	595-1311	.454	0-11	.000	570-692	.824	340-484-824	11.3	120	139-0	59	202	92	1760	24.1
1987-88 (WAS)	79-78	2692	531-1090	.487	2-7	.286	543-689	.788	372-512-884	11.2	112	160-0	59	249	72	1607	20.3
1988-89 (ATL)	81-80	2878	538-1096	.491	0-12	.000	561-711	.789	386-570-956	11.8	112	154-0	79	245	100	1637	20.2
1989-90 (ATL)	81-81	2735	517-1077	.480	1-9	.111	493-631	.781	364-448-812	10.0	130	158-0	47	232	84	1528	18.9
1990-91 (ATL)	82-17	1912	280-598	.468	0-7	.000	309-372	.831	271-396-667	8.1	68	134-0	30	137	74	869	10.6
1991-92 (MIL)	82-17	2511	440-929	.474	3-8	.375	396-504	.786	320-424-744	9.1	93	136-0	74	150	64	1279	15.6
1992-93 (MIL)	11-10	104	13-42	.310	-	-	24-31	.774	22-24-46	4.2	7	6-0	1	10	8	50	4.5
1993-94 (PHI)	55-0	618	102-232	.440	0-1	.000	90-117	.769	106-120-226	4.1	34	52-0	11	59	17	294	5.3
1994-95 (SA)	17-0	149	13-35	.371	1-2	.500	22-32	.688	20-26-46	2.7	6	15-0	2	11	3	49	2.9

<b>ROCKETS</b>	<b>464-455</b>	<b>17780</b>	<b>4047-7879</b>	<b>.514</b>	<b>1-15</b>	<b>.067</b>	<b>3024-4108</b>	<b>.736</b>	<b>3009-3950-6959</b>	<b>15.0</b>	<b>697</b>	<b>1317-5</b>	<b>433</b>	<b>1448</b>	<b>758</b>	<b>11119</b>	<b>24.0</b>
<b>NBA</b>	<b>1329-1159</b>	<b>45071</b>	<b>9435-19225</b>	<b>.491</b>	<b>8-80</b>	<b>.100</b>	<b>8531-11090</b>	<b>.769</b>	<b>6731-9481-16212</b>	<b>12.2</b>	<b>1796</b>	<b>3076-0</b>	<b>1089</b>	<b>3804</b>	<b>1733</b>	<b>27409</b>	<b>20.6</b>
<b>ABA/NBA</b>	<b>1455</b>	<b>49444</b>	<b>10277-20750</b>	<b>.495</b>	<b>8-83</b>	<b>.096</b>	<b>9018-11864</b>	<b>.760</b>	<b>7382-10452-17834</b>	<b>12.3</b>	<b>1936</b>	<b>-</b>	<b>1199</b>	<b>4264</b>	<b>1889</b>	<b>29580</b>	<b>20.3</b>

### NBA PLAYOFF STATISTICS


YEAR	G-S	MIN	FGM-A	PCT	3FGM-A	PCT	FTM-A	PCT	REBOUNDS OFF-DEF-TOT	REB AVG	AST	PF-D	ST	TO	BLK	TP	AVG
1977 (HOU)	12-12	518	81-162	.500	-	-	63-91	.692	84-119-203	16.9	7	4-0	13	-	21	225	18.8
1979 (HOU)	2-2	78	18-41	.439	-	-	13-18	.722	25-16-41	20.5	2	5-0	1	8	8	49	24.5
1980 (HOU)	7-7	275	74-138	.536	0-1	.000	33-43	.767	42-55-97	13.9	7	18-0	4	22	18	81	25.9
1981 (HOU)	21-21	955	207-432	.479	0-2	.000	148-208	.712	125-180-305	14.5	35	54-0	13	59	34	562	26.8
1982 (HOU)	3-3	136	29-67	.433	-	-	14-15	.933	28-23-51	17.0	10	8-0	2	6	2	72	24.0
1983 (PHI)	13-13	524	126-235	.536	0-1	.000	86-120	.717	70-136-206	15.8	20	40-0	19	40	25	338	26.0
1984 (PHI)	5-5	212	38-83	.458	-	-	31-32	.969	20-49-69	13.8	7	15-0	3	21	11	107	21.4
1985 (PHI)	13-13	505	90-212	.425	0-1	.000	82-103	.796	36-102-138	10.6	24	39-0	17	23	22	262	20.2
1987 (PHI)	3-3	114	21-47	.447	-	-	20-21	.952	15-23-38	12.7	5	5-0	0	8	3	62	20.7
1988 (WAS)	5-5	198	30-65	.462	0-1	.000	33-40	.825	22-34-56	11.2	7	9-0	3	15	4	93	18.6
1989 (WAS)	5-5	197	32-64	.500	1-1	1.000	40-51	.784	27-33-60	12.0	9	5-0	7	11	4	105	21.0
1991 (ATL)	5-0	84	4-20	.200	-	-	13-14	.929	16-15-31	6.2	3	4-0	2	2	1	21	4.2
<b>ROCKETS</b>	<b>45-45</b>	<b>1962</b>	<b>409-840</b>	<b>.487</b>	<b>0-3</b>	<b>.000</b>	<b>271-375</b>	<b>.723</b>	<b>304-393-697</b>	<b>15.5</b>	<b>61</b>	<b>127-0</b>	<b>33</b>	<b>95</b>	<b>81</b>	<b>1089</b>	<b>24.2</b>
<b>TOTALS</b>	<b>94-89</b>	<b>3796</b>	<b>750-1566</b>	<b>.479</b>	<b>0-7</b>	<b>.143</b>	<b>576-756</b>	<b>.762</b>	<b>510-785-1295</b>	<b>13.8</b>	<b>136</b>	<b>244-0</b>	<b>84</b>	<b>215</b>	<b>151</b>	<b>2077</b>	<b>22.1</b>

Bold and underlined indicates Rockets statistical leader.

# Calvin Murphy

**Born:** May 9, 1948  
**Hometown:** Norwalk, Connecticut  
**High School:** Norwalk  
**College:** Niagara '70

## #23



- Drafted by Rockets, 2nd Round, 18th overall pick in 1970 NBA Draft
- NBA All-Star (1979)
- NBA All-Rookie Team (1970-71)
- Ranks second in Rockets history in career points
- Recipient of the NBA's J. Walter Kennedy Citizenship Award in 1979
- Holds the NBA's second-highest, single-season free throw percentage .958 (1980-81)
- Inducted into Basketball Hall of Fame in 1993
- Retired as a player prior to the 1983-84 season; Number (23) was retired on March 17, 1984

Calvin Murphy enjoyed one of the greatest moments of his life on May 10, 1993, when he was inducted into the Naismith Basketball Hall of Fame.

"My only dream was that I wanted to start for my high school basketball team, the Norwalk High School Bears," said Murphy, who played his entire 13-year NBA career with the Rockets from 1970-83. "Going to the Hall of Fame was beyond my wildest dreams."

Murphy became the first Hall of Famer to play his entire career with the Rockets, as he averaged 17.9 points and 4.4 assists in 1,002 career games. In 2012, he was named to the Rockets 1970s All-Decade Team. He still ranks seventh on the all-time NBA free throw percentage list at .892. In 1980-81, Murphy posted a free throw percentage of .958 (206-215 FT), which was the NBA single-season record until Jose Calderon of Toronto hit .981 (151-154 FT) from the line in 2008-09. During Murphy's 1980-81 campaign, he also set a then-NBA record by making 78 consecutive free throws from Dec. 27-Feb. 20, which stood for over a decade until Micheal Williams of Minnesota made 84 straight at the end of the 1992-93 season.

The 5-foot-9 Murphy, who scored 17,949 career points, stands with Avery Johnson as the only two players under six feet to play in 1,000 NBA games. Murphy still owns the Rockets career record with 4,402 assists and holds the 12<sup>th</sup> best field goal percentage (.482) among NBA guards who have scored at least 15,000 points.

Murphy led the NBA in free throw percentage twice (1980-81, 1982-83) and finished among the top five in nine other seasons. Murphy, Ray Allen, Rick Barry, Reggie Miller, Steve Nash and Mark Price are the only players in league history to have shot .900 or better from the line in six or more seasons.

Murphy stands with Hakeem Olajuwon and Kevin Martin as the only Rockets to rank in the NBA top-10 in four statistical categories in one season, as the Rockets guard accomplished this feat during the 1973-74 season. That year, Murphy ranked second in the NBA with 7.4 assists per game, fourth with a field goal percentage of .522, sixth with a free throw percentage of .868 and ninth with 1.94 steals per

game. He also finished that season ranked 19<sup>th</sup> among scoring leaders with 20.4 points per game.

The San Diego Rockets selected Murphy in the second round in 1970 with the 18<sup>th</sup> overall pick. The former Niagara University star went on to earn NBA All-Rookie First-Team honors (other First-Team members: Pete Maravich, Bob Lanier, Dave Cowens and Geoff Petrie) and finish fourth in the Rookie of the Year balloting.

Murphy's best year came during the 1977-78 season, when he ranked fifth in the NBA with a career-high 25.6 points per game. He reached 30 points 23 times and scored 40 points three times during that year, including the Rockets single-game scoring record of 57 points vs. New Jersey on March 18, 1978. Murphy averaged better than 20 points in five of 13 seasons, including three consecutive years from 1977-80. In a season, he led the Rockets in points twice, assists three times, steals five times and free throw percentage 10 times.

Murphy scored better than 40 points seven times during the regular season in his NBA career – only Olajuwon (32), Elvin Hayes (25), Moses Malone (22) and Tracy McGrady (15) have had more 40-point games in Rockets history.

A 1979 NBA All-Star, Murphy had one of the most brilliant careers in NCAA Division I history. He was a three-time consensus All-American (First Team 1969 and 1970, Second Team 1968). Murphy averaged 33.1 points in 77 games – still the fourth best average in Division I history (44.2 by Pete Maravich of LSU, 34.6 by Austin Carr of Notre Dame, 33.8 by Oscar Robertson of Cincinnati). His 68 points on Dec. 7, 1968 vs. Syracuse is still the third-best mark against a Division I opponent. Only five players in NCAA history averaged more points in a season than Murphy, who scored 38.2 points per game during the 1967-68 season. He scored 30 or more points in 42 of the 77 games he played for Niagara, reaching 40 points on 19 occasions and 50 points six times.

Murphy averaged double figures in points during every season he played organized basketball, spanning from high school to the NBA. Following his retirement as a player, he has worked with the Rockets organization as an assistant coach, a broadcaster and a community services advisor.



# Rockets Retired Numbers

## Murphy's Career Highlights

### NBA Career Rankings:

7th Free Throw Percentage

### NBA Season Rankings:

Free Throw Percentage: Led NBA (2) 1980-81, 1982-83; 2nd (7) 1971-73, 1974-76, 1977-80; 3rd 1976-77; 6th 1973-74; 10th 1970-71

Scoring Average: 5th 1977-78; 11th 1975-76; 20th 1973-74

Assists Per Game: 2nd 1973-74; 3rd 1975-76

Field Goal Percentage: 4th 1973-74

Steals Per Game: 9th 1973-74

### Rockets Career Rankings:

1st Assists; 2nd Points, 2nd Games Played, 2nd Minutes Played; 2nd Steals; 2nd Field Goals Made; 2nd Field Goals Attempted;

2nd Free Throws Made; 3rd Free Throws Attempted; 3rd Free Throw Percentage; 11th Scoring Average

## Murphy's Career Statistics

### NIAGARA STATISTICS

YEAR	G	FG-FGA	PCT	FT-FTA	PCT	REB	AVG	PTS	AVG
1967-68	24	337-772	.437	242-288	.840	118	4.9	916	38.2
1968-69	24	294-700	.420	190-230	.826	87	3.6	778	32.4
1969-70	29	316-692	.457	222-252	.881	103	3.6	854	29.4
<b>TOTALS</b>	<b>77</b>	<b>947-2164</b>	<b>.438</b>	<b>654-770</b>	<b>.847</b>	<b>308</b>	<b>4.0</b>	<b>2548</b>	<b>33.1</b>

### NBA REGULAR SEASON STATISTICS

YEAR	G-S	MIN	FGM-A	PCT	3FGM-A	PCT	FTM-A	PCT	OFF-DEF-TOT	AVG	AST	PF-D	ST	TO	BLK	TP	AVG
1970-71 (SD)	82-0	2020	471-1029	.458	—	—	356-434	.820	245	4.0	329	263-4	—	—	—	1298	15.8
1971-72 (HOU)	82-40	2538	571-1255	.455	—	—	349-392	.890	258	4.8	393	298-6	—	—	—	1491	18.2
1972-73 (HOU)	77-13	1697	381-820	.465	—	—	239-269	.888	149	3.8	262	211-3	—	—	—	1001	13.0
1973-74 (HOU)	81-79	2922	671-1285	.522	—	—	310-357	.868	51-137-188	7.4	603	310-8	157	—	4	1652	20.4
1974-75 (HOU)	78-52	2513	557-1152	.484	—	—	341-386	.883	52-121-173	4.9	381	281-8	128	—	4	1455	18.7
1975-76 (HOU)	82-82	2995	675-1369	.493	—	—	372-410	.907	52-157-209	7.3	596	294-3	151	—	6	1722	21.0
1976-77 (HOU)	82-80	2764	596-1216	.490	—	—	272-307	.886	54-118-172	4.7	386	281-6	144	—	8	1464	17.9
1977-78 (HOU)	76-72	2900	852-1737	.491	—	—	245-267	.918	57-107-164	3.4	259	241-4	112	173	3	1949	25.6
1978-79 (HOU)	82-81	2941	707-1424	.496	—	—	246-265	.928	78-95-173	4.3	351	288-5	117	187	6	1660	20.2
1979-80 (HOU)	76-75	2676	624-1267	.493	1-25	.040	271-302	.897	68-82-150	3.9	299	269-3	143	162	9	1520	20.0
1980-81 (HOU)	76-11	2014	528-1074	.492	4-17	.235	206-215	.958	33-54-87	2.9	222	209-0	111	129	6	1266	16.7
1981-82 (HOU)	64-0	1204	277-648	.427	1-16	.063	100-110	.909	20-41-61	2.5	163	142-0	43	82	1	655	10.2
1982-83 (HOU)	64-0	1423	337-754	.447	4-14	.286	138-150	.920	34-40-74	2.5	158	163-3	59	89	4	816	12.8
TOTALS	1002-585	30607	7247-15030	.482	10-72	.139	3445-3864	.892	499-952-2103	4.4	4402	3250-53	1165	822	51	17949	17.9

### SINGLE GAME HIGHS

YEAR	MIN	REB	AST	ST	TO	BL	PTS	MIN	REB	AST	STL	TO	BK	PTS
1970-71	48	7	11	—	—	—	36	24.6	3.0	4.0	—	—	—	15.8
1971-72	46	8	12	—	—	—	35	31.0	3.2	4.8	—	—	—	18.2
1972-73	43	7	10	—	—	—	31	22.0	1.9	3.4	—	—	—	13.0
1973-74	51	7	15	9	—	1	39	36.1	2.3	7.4	1.94	—	0.05	20.4
1974-75	46	6	10	6	—	1	45	32.2	2.2	4.9	1.64	—	0.05	18.7
1975-76	48	8	16	6	—	1	40	36.5	2.6	7.3	1.84	—	0.07	21.0
1976-77	46	7	12	7	—	1	34	33.7	2.1	4.7	1.76	—	0.10	17.9
1977-78	48	7	8	5	5	1	57	38.2	2.2	3.4	1.47	2.3	0.04	25.6
1978-79	47	8	11	6	6	1	38	35.9	2.1	4.3	1.43	2.3	0.07	20.2
1979-80	47	6	10	6	7	1	37	35.2	2.0	3.9	1.88	2.1	0.12	20.0
1980-81	40	6	7	5	6	2	42	26.5	1.2	2.9	1.46	1.7	0.08	16.7
1981-82	38	6	7	4	5	1	33	18.8	1.0	2.6	0.67	1.3	0.02	10.2
1982-83	36	5	7	3	6	2	32	22.2	1.2	2.5	0.92	1.4	0.06	12.8
<b>TOTALS</b>	<b>51</b>	<b>8</b>	<b>16</b>	<b>9</b>	<b>7</b>	<b>2</b>	<b>57</b>	<b>30.6</b>	<b>2.1</b>	<b>4.4</b>	<b>1.53</b>	<b>—</b>	<b>—</b>	<b>17.9</b>

### NBA PLAYOFF STATISTICS


YEAR	G-S	MIN	FGM-A	PCT	3FGM-A	PCT	FTM-A	PCT	OFF-DEF-TOT	AVG	AST	PF-D	ST	TO	BLK	TP	AVG	
1975 (HOU)	8-8	305	72-156	.462	—	—	51-57	.895	9-10-19	5.6	45	36-2	14	—	1	—	195	24.4
1977 (HOU)	12-12	420	102-213	.479	—	—	28-30	.933	7-12-19	6.3	75	47-1	19	—	2	—	232	19.3
1979 (HOU)	2-2	73	9-31	.290	—	—	8-9	.889	2-1-3	3.0	6	9-0	8	2	1	—	26	13.0
1980 (HOU)	7-7	265	58-108	.537	2-4	.500	13-13	1.000	4-6-10	3.7	26	29-1	11	16	0	131	18.7	
1981 (HOU)	19-1	540	142-287	.495	2-7	.286	58-60	.967	7-17-24	3.0	57	69-0	26	42	0	344	18.1	
1982 (HOU)	3-0	57	5-22	.227	0-3	.000	7-8	.875	2-1-3	1.3	4	7-0	1	4	0	17	5.7	
TOTALS	51-30	1660	388-817	.475	4-14	.286	165-177	.932	31-47-78	4.2	213	197-4	79	64	4	945	18.5	

Bold and underlined indicates Rockets statistical leader.

# Hakeem Olajuwon

**Born:** January 21, 1963  
**Hometown:** Lagos, Nigeria  
**High School:** Muslims Teachers College (Nigeria)  
**College:** Houston '84

## #34



- Drafted by Rockets, 1st Round, 1st overall pick in 1984 NBA Draft
- NBA Most Valuable Player (1994); NBA Finals Most Valuable Player (1994, 1995)
- NBA Defensive Player of the Year (1993, 1994)
- 12-Time NBA All-Star (1985-90, 1992-97)
- Stands as the NBA's all-time blocked shots leader with 3,830 career blocks
- Selected to the NBA's 50th Anniversary All-Time Team
- Inducted into Basketball Hall of Fame in 2008
- Retired as a player after the 2001-2002 season; Number (34) was retired on Nov. 9, 2002

For two decades, Hakeem "The Dream" Olajuwon dedicated himself to winning for the City of Houston. By the end of his career, he had secured his place among the most legendary icons in sports. The NBA's all-time blocked shots leader brought Houston its first major sports championships by leading the Rockets to back-to-back NBA Championships in 1994 and 1995. In 2001, Olajuwon finished his 17-year career with the Rockets as the franchise's all-time leader in 26 regular season and postseason statistical categories.

Rockets Owner Leslie Alexander honored Olajuwon for his many contributions to the Rockets organization with the unveiling of a commissioned bronze sculpture in front of Toyota Center during a special ceremony on April 11, 2008.

Inducted into the Naismith Memorial Basketball Hall of Fame in 2008, Olajuwon also received several honors during his tenure with the Rockets. Upon entering the league, he was named to the NBA All-Rookie Team with Michael Jordan and Charles Barkley in 1985. Over the next 14 years, he was selected to All-NBA First Team six times (1987-89, 1993-94, 1997), Second Team three times (1986, 1990, 1996), and Third Team three times (1991, 1995, 1999). The 12-time All-Star was also chosen for the NBA All-Defensive First Team five times (1987-88, 1990, 1993-94) and Second Team four times (1985, 1991, 1996-97). The Texas Sports Hall of Fame inducted Olajuwon on Jan. 27, 1999.

In NBA history, Olajuwon ranks ninth with 26,946 points, 11<sup>th</sup> with 13,748 rebounds, eighth with 2,162 steals and first with 3,830 blocked shots. In 1,177 career games with the Rockets, he averaged 22.5 points, 11.4 rebounds, 1.77 steals and 3.18 blocked shots. Overall with Houston, Olajuwon ranks first all-time in years played, games played, points, rebounds, defensive rebounds, offensive rebounds, steals, blocked shots, free throws made and attempted, field goals made and attempted, as well as minutes played. He also stands third in Rockets history in scoring average and third in assists.

Olajuwon led the Rockets to the playoffs 14 times, averaging 26.6 points, 11.4 rebounds and 3.34 blocks in 140 career playoff contests. In NBA playoff history, he ranks third in blocks (472), 10<sup>th</sup> in points

(3,755) and ninth in scoring average (25.9). In 1986, Olajuwon and Ralph Sampson led the Rockets to the NBA Finals. In 1994, he averaged 28.9 points and 11.0 rebounds in Houston's trek to its first NBA title. The following year, he posted averages of 33.0 points and 10.3 rebounds as the Rockets won their second consecutive NBA Championship. Olajuwon stands as the team's all-time playoff leader in postseasons played, games played, minutes, points, field goals made and attempted, free throws made and attempted, rebounds, assists, steals and blocks. He also ranks second in postseason scoring average.

During the 1988-89 season, Olajuwon became the first player in NBA history to reach 200 blocks and 200 steals in one year. The following season, he led the NBA with career highs of 14.0 rebounds and 4.59 blocks, standing as one of two rebounding titles and one of three blocked shots crowns. On March 29, 1990 vs. Milwaukee, he recorded a quadruple-double, marking one of 14 career triple-doubles.

In 1994, Olajuwon became the first player in league history to win the NBA MVP, Defensive Player of the Year and NBA Finals MVP in the same season. This also marked his second consecutive Defensive Player of the Year award and the first of two consecutive NBA Finals MVP awards.

Born in Nigeria, Olajuwon earned American citizenship and represented his country as a member of the gold-medal-winning 1996 United States Olympic Team. Selected to the Rockets 30-Year Team in 1998, he was also named to the Rockets All-Decade Teams of the 1980s and 1990s, and was chosen one of the 50 Greatest Players in NBA History on Oct. 29, 1996.

Olajuwon came to Houston in 1980 as a freshman at the University of Houston, teaming with Clyde Drexler and Larry Micheaux to form the "Phi Slama Jama" frontcourt. Olajuwon led the Cougars to the NCAA Final Four in three straight seasons. After topping the NCAA with averages of 13.5 rebounds and 5.6 blocks to earn consensus All-America First-Team honors, Olajuwon was selected by the Rockets with the first overall pick of the 1984 NBA Draft. He was later selected the Southwest Conference Player of the Decade and his #34 was retired by the University of Houston along with Drexler's #22 in Feb. 1997.

# Rockets Retired Numbers

## Olajuwon's Career Highlights

### NBA Career Rankings:

1st Blocked Shots; 4th Defensive Rebounds; 7th Field Goals Made; 8th Steals; 8th Offensive Rebounds; 9th Points; 10th Field Goals Attempted; 11th Rebounds

### NBA Season Rankings:

Scoring Average: 2nd (2) 1994-95, 1995-95; 3rd 1993-94; 4th 1992-93; 7th 1996-97; 8th 1985-86; 9th 1989-90; 10th (2) 1987-88, 1988-89  
Rebounding Average: Led NBA (2) 1988-89, 1989-90; 3rd (2) 1987-88, 1992-93; 4th (2) 1984-85, 1993-94; 5th 1991-92; 6th 1995-96; 7th 1994-95; 8th 1986-87  
Blocked Shots Per Game: Led NBA (3) 1989-90, 1990-91, 1992-93; 2nd (4) 1984-85, 1991-92, 1993-94, 1994-95; 3rd (2) 1985-86, 1986-87; 4th (3) 1987-88, 1988-89, 1995-96; 7th 1996-97; 8th 1998-99  
Steals Per Game: 6th 1988-89; 8th 1989-90; 9th 1994-95; 10th 1987-88  
Field Goal Percentage: 3rd 1998-99; 10th 1993-94

### Rockets Career Rankings:

1st Points; 1st Rebounds; 1st Blocked Shots; 1st Steals; 1st Games; 1st Minutes; 1st Field Goals Made; 1st Field Goals Attempted; 1st Free Throws Made; 1st Free Throws Attempted; 3rd Assists; 3rd Scoring Average

## Olajuwon's Career Statistics

### UNIVERSITY OF HOUSTON STATISTICS

YEAR	G	FG-FGA	PCT	FT-FTA	PCT	REB	AVG	PTS	AVG
1981-82	29	91-150	.607	58-103	.563	179	6.2	240	8.3
1982-83	34	192-314	.611	88-148	.595	388	11.4	472	13.9
1983-84	37	249-369	.675	122-232	.526	500	13.5	620	16.8
<b>TOTALS</b>	<b>100</b>	<b>532-833</b>	<b>.639</b>	<b>268-483</b>	<b>.555</b>	<b>1067</b>	<b>10.7</b>	<b>1332</b>	<b>13.3</b>

### NBA REGULAR SEASON STATISTICS

YEAR	G-S	MIN	FGM-A	PCT	3FGM-A	PCT	FTM-A	PCT	REBOUNDS OFF-DEF-TOT	REB AVG	AST	PF-D	ST	TO	BLK	TP	AVG
1984-85 (HOU)	82-82	2914	677-1258	.538	0-0	.000	338-551	.613	440-534-974	11.9	111	344-10	99	234	220	1692	20.6
1985-86 (HOU)	68-68	2467	625-1188	.526	0-0	.000	347-538	.645	333-448-781	11.5	137	271-9	134	195	231	1597	23.5
1986-87 (HOU)	75-75	2760	677-1332	.508	1-5	.200	400-570	.702	315-543-858	11.4	220	294-8	140	228	254	1755	23.4
1987-88 (HOU)	79-79	2825	712-1385	.514	0-4	.000	381-548	.695	302-657-959	12.1	163	324-7	162	243	214	1805	22.8
1988-89 (HOU)	82-82	3024	790-1556	.508	0-10	.000	454-652	.696	338-767-1105	13.5	149	329-10	213	275	282	2034	24.8
1989-90 (HOU)	82-82	3124	806-1609	.501	1-6	.167	382-536	.713	299-850-1149	14.0	234	314-6	174	316	376	1995	24.3
1990-91 (HOU)	56-50	2062	487-959	.508	0-4	.000	213-277	.769	219-551-770	13.8	131	221-5	121	174	221	1187	21.2
1991-92 (HOU)	70-69	2636	591-1177	.502	0-1	.000	328-428	.766	246-599-845	12.1	157	263-7	127	187	304	1510	21.6
1992-93 (HOU)	82-82	3242	848-1603	.529	0-8	.000	444-570	.779	283-785-1068	13.0	291	305-5	150	262	342	2140	26.1
1993-94 (HOU)	80-80	3277	894-1694	.528	8-19	.421	388-542	.716	229-726-955	11.9	287	289-4	128	271	297	2184	27.3
1994-95 (HOU)	72-72	2853	798-1545	.517	3-16	.188	406-537	.756	172-603-775	10.8	255	250-3	133	237	242	2005	27.8
1995-96 (HOU)	72-72	2797	768-1494	.514	3-14	.214	397-548	.724	176-608-784	10.9	257	242-0	113	247	207	1936	26.9
1996-97 (HOU)	78-78	2852	727-1426	.510	5-16	.333	351-446	.787	173-543-716	9.2	236	249-3	117	281	173	1810	23.2
1997-98 (HOU)	47-45	1633	306-633	.483	0-3	.000	160-212	.755	116-344-460	9.8	143	152-0	84	126	96	772	16.4
1998-99 (HOU)	50-50	1784	373-725	.514	4-13	.308	195-272	.717	106-372-478	9.6	88	160-3	82	139	123	945	18.9
1999-00 (HOU)	44-28	1049	193-421	.458	0-2	.000	69-112	.616	65-209-274	6.2	61	88-0	41	73	70	455	10.3
2000-01 (HOU)	58-55	1545	283-568	.498	0-1	.000	123-198	.621	124-307-431	7.4	72	141-0	70	81	88	689	11.9
2001-02 (TOR)	61-37	1378	194-418	.464	0-2	.000	47-84	.560	98-268-366	6.0	66	147-0	74	98	90	435	7.1
<b>ROCKETS</b>	<b>1177-1149</b>	<b>42844</b>	<b>10555-20573</b>	<b>.513</b>	<b>25-122</b>	<b>.205</b>	<b>5376-7537</b>	<b>.713</b>	<b>3936-9446-13382</b>	<b>11.4</b>	<b>2992</b>	<b>4236-80</b>	<b>2088</b>	<b>3569</b>	<b>3740</b>	<b>26511</b>	<b>22.5</b>
<b>TOTALS</b>	<b>1238-1186</b>	<b>44222</b>	<b>10749-20991</b>	<b>.512</b>	<b>25-124</b>	<b>.202</b>	<b>5423-7621</b>	<b>.712</b>	<b>4034-9714-13748</b>	<b>11.1</b>	<b>3058</b>	<b>4383-80</b>	<b>2162</b>	<b>3667</b>	<b>3830</b>	<b>26946</b>	<b>21.8</b>

### NBA PLAYOFF STATISTICS


YEAR	G-S	MIN	FGM-A	PCT	3FGM-A	PCT	FTM-A	PCT	REBOUNDS OFF-DEF-TOT	REB AVG	AST	PF-D	ST	TO	BLK	TP	AVG
1984-85 (HOU)	5-5	187	42-88	.477	0-0	.000	22-46	.478	33-32-65	13.0	7	22-0	7	11	13	106	21.2
1985-86 (HOU)	20-20	766	205-387	.530	0-1	.000	127-199	.638	101-135-236	11.8	39	87-3	40	43	69	537	26.9
1986-87 (HOU)	10-10	389	110-179	.615	0-1	.000	72-97	.742	39-74-113	13.3	25	44-1	13	36	43	292	29.2
1987-88 (HOU)	4-4	162	56-98	.571	0-1	.000	38-43	.884	20-47-67	16.8	7	14-0	9	9	11	150	37.5
1988-89 (HOU)	4-4	162	42-81	.519	0-0	.000	17-25	.680	14-38-52	13.0	12	17-0	10	10	11	101	25.3
1989-90 (HOU)	4-4	161	31-70	.443	0-0	.000	12-17	.706	15-31-46	11.5	8	19-0	10	11	23	74	18.5
1990-91 (HOU)	3-3	129	26-45	.578	0-1	.000	14-17	.824	12-32-44	14.7	6	11-0	4	8	8	66	22.0
1992-93 (HOU)	12-12	518	123-238	.517	0-1	.000	62-75	.827	52-116-168	14.0	57	37-0	21	45	59	308	25.7
1993-94 (HOU)	23-23	989	267-514	.519	2-4	.500	128-161	.795	55-199-254	11.0	98	82-0	40	83	92	664	28.9
1994-95 (HOU)	22-22	929	306-576	.531	2-4	.500	111-163	.681	44-183-227	10.3	98	95-0	26	69	62	725	33.0
1995-96 (HOU)	8-8	329	75-147	.510	0-1	.000	29-40	.725	17-56-73	19.1	31	28-1	15	29	17	179	22.4
1996-97 (HOU)	16-16	629	147-249	.590	0-3	.000	76-104	.731	46-128-174	10.9	54	61-0	33	46	41	370	23.1
1997-98 (HOU)	5-5	190	39-99	.394	0-1	.000	24-33	.727	9-45-54	10.8	12	18-0	5	13	16	102	20.4
1998-99 (HOU)	4-4	123	23-54	.426	0-0	.000	7-8	.875	5-24-29	7.3	2	18-0	5	5	3	53	13.3
2001-02 (TOR)	5-0	86	12-22	.545	0-0	.000	4-6	.667	9-10-19	3.8	2	9-0	7	4	6	28	5.6
<b>ROCKETS</b>	<b>140-140</b>	<b>5663</b>	<b>1492-2825</b>	<b>.528</b>	<b>4-18</b>	<b>.222</b>	<b>739-1028</b>	<b>.719</b>	<b>462-1140-1602</b>	<b>11.4</b>	<b>456</b>	<b>553-5</b>	<b>238</b>	<b>418</b>	<b>468</b>	<b>3727</b>	<b>26.6</b>
<b>TOTALS</b>	<b>145-140</b>	<b>5749</b>	<b>1504-2847</b>	<b>.528</b>	<b>4-18</b>	<b>.222</b>	<b>743-1034</b>	<b>.719</b>	<b>471-1150-1621</b>	<b>11.2</b>	<b>458</b>	<b>562-5</b>	<b>245</b>	<b>422</b>	<b>472</b>	<b>3755</b>	<b>25.9</b>

Bold and underlined indicates Rockets statistical leader.

# Rudy Tomjanovich

**Born:** November 24, 1948  
**Hometown:** Hamtramck, Michigan  
**High School:** Hamtramck  
**College:** Michigan '70

## #45



- Drafted by Rockets, 1st Round, 2nd overall pick in 1970 NBA Draft
- Five-Time NBA All-Star (1974-77, 1979)
- Ranks third in Rockets history in career points and fourth in career rebounds
- Head Coach of the 1994 & 1995 NBA Champion Houston Rockets teams
- Head Coach of the gold-medal-winning 2000 United States Olympic Team
- Holds Rockets franchise record for coaching wins
- Inducted into the Texas Sports Hall of Fame in 2003
- Retired as a player after the 1980-81 season; Number (45) was retired on Jan. 28, 1982

Rudy Tomjanovich reached the heights of success both on the court and the sidelines during three decades with the Rockets. After earning five All-Star selections as a player, "Rudy T" won the City of Houston its first-ever major championships by coaching the Rockets to back-to-back titles in 1994 and 1995.

Tomjanovich, who spent 33 consecutive seasons with the Rockets, holds the franchise record with 503 coaching wins and ranks third in Rockets history with 13,383 career points. He was involved in all four Rockets division titles — as leading scorer in 1976-77, assistant coach in 1985-86 and as head coach in 1992-93 and 1993-94.

Tomjanovich first joined the San Diego Rockets as the second overall pick in the 1970 NBA Draft after a storied collegiate career at the University of Michigan. The all-time leading rebounder in school history, Tomjanovich also holds the second-highest career scoring average at 25.1 points per game.

In Rockets history, Tomjanovich ranks third in career points, third in career games and fourth in career rebounds. He averaged 17.4 points and 8.1 rebounds in 768 games with the Rockets. In his 11-season career, he led the Rockets in scoring average four times and rebounding average once. In his second season, Tomjanovich averaged a career-high 11.8 rebounds with 15.0 points, as the team made its debut in Houston.

During the 1972-73 season, Tomjanovich posted team-leading averages of 19.3 points and 11.6 rebounds. He earned the first of four consecutive All-Star selections in 1974, as he led Houston and ranked seventh in the NBA with a career-high 24.5 points per game. He scored a career-high 42 points against Buffalo on Jan. 13, 1974. During the 1974-75 season, Tomjanovich led Houston with 20.7 points per game and guided the Rockets to their first-ever playoff series win. He averaged a team-leading 21.6 points for the 1976-77 Rockets and helped Houston to its first division title. Tomjanovich played only 23 games the next year, as he suffered a facial fracture on Dec. 9, 1977 versus the Lakers. Tomjanovich returned to the All-Star Game in 1979, averaging 19.0 points and 7.7 rebounds with Houston in his comeback season.

After Houston advanced to the 1981 NBA Finals, Tomjanovich retired on Oct. 2, 1981, having spent his entire playing career with the Rockets. His jersey #45 was retired on Jan. 28, 1982. In 2012, he was named to the Rockets 1970s All-Decade Team.

Beginning with the 1981-82 season, Tomjanovich spent two years as a Rockets scout. He became an assistant coach in 1983 and served in that role until being named interim head coach on Feb. 18, 1992. In the first 15 games with Tomjanovich at the helm, the Rockets responded with an 11-4 record — the best start for any coach in franchise annals.

Officially named the ninth head coach in Rockets history on May 20, 1992, Tomjanovich became the first coach in NBA history to guide his team from the lottery to a division title in his first full season. His coaching peers voted him *The Sporting News* NBA Coach of the Year in 1993. He was also named head coach of the Western Conference for the 1997 NBA All-Star Game and received NBA Coach of the Month recognition three times with Houston.

Tomjanovich posted a 503-397 (.559) regular season mark and 51-39 (.567) playoff record in 12 seasons with Houston, departing with franchise records for career wins and winning percentage. Tomjanovich resigned as Houston's coach following the 2002-03 season while undergoing successful treatment for bladder cancer. He was hired to coach the L.A. Lakers during the summer of 2004 before stepping aside later that season for health reasons. On the career coaching wins list, he ranks 26<sup>th</sup> all-time in NBA history with 525 victories.

Aside from his success in the NBA, Tomjanovich coached the United States Senior National Team on two occasions. He guided the United States Men's Basketball Team to a gold medal and an undefeated record in the 2000 Summer Olympics. Prior to the Olympics, Tomjanovich led a United States team of non-NBA players to a bronze medal at the 1998 World Championship of Basketball.

Tomjanovich stands with Basketball Hall of Famers Lenny Wilkins and the late Chuck Daly as the only people to coach teams to an NBA Championship and an Olympic gold medal. He also stands as one of eight coaches in NBA history to possess 500 career wins and multiple NBA championships.

# Rockets Retired Numbers

## Tomjanovich's Career Highlights

### NBA Season Rankings:

Scoring Average: 6th 1973-74

Field Goal Percentage: 3rd 1973-74; 7th 1975-76

### Rockets Career Rankings:

3rd Points; 3rd Games; 3rd Minutes; 3rd Field Goals Made; 3rd Field Goals Attempted; 4th Rebounds; 6th Free Throws Attempted; 7th Free Throws Made

## Tomjanovich's Career Statistics

### UNIVERSITY OF MICHIGAN STATISTICS

YEAR	G	FG-FGA	PCT	FT-FTA	PCT	REB	AVG	PTS	AVG
1967-68	24	210-446	.471	49-78	.628	323	13.5	469	19.5
1968-69	24	269-541	.497	79-131	.603	340	14.2	617	25.7
1969-70	24	286-604	.474	150-200	.750	376	15.7	722	30.1
<b>TOTALS</b>	<b>72</b>	<b>765-1591</b>	<b>.481</b>	<b>278-409</b>	<b>.680</b>	<b>1039</b>	<b>14.4</b>	<b>1808</b>	<b>25.1</b>

### NBA REGULAR SEASON STATISTICS

YEAR	G-S	MIN	FGM-A	PCT	3FGM-A	PCT	FTM-A	PCT	REBOUNDS		PF-D	ST	TO	BLK	TP	AVG
									OFF-DEF-TOT	AVG						
1970-71 (SD)	77-0	1062	168-439	.383	-	-	73-112	.652	381	4.9	73	124-0	-	-	-	409 5.3
1971-72 (HOU)	78-61	2689	500-1010	.495	-	-	172-238	.723	923	11.8	117	193-2	-	-	-	1172 15.0
1972-73 (HOU)	81-65	2972	655-1371	.478	-	-	205-335	.746	938	11.6	178	225-1	-	-	-	1560 19.3
1973-74 (HOU)	80-80	3227	788-1470	.536	-	-	385-454	.848	230-487-717	9.0	250	230-0	89	-	66	1961 24.5
1974-75 (HOU)	81-81	3134	694-1323	.525	-	-	289-366	.790	184-429-613	7.6	236	230-1	76	-	24	1677 20.7
1975-76 (HOU)	79-79	2912	622-1202	.517	-	-	221-288	.767	167-499-666	8.4	188	206-1	42	-	19	1465 18.5
1976-77 (HOU)	81-80	3130	733-1437	.510	-	-	287-342	.830	172-512-684	8.4	172	198-1	57	-	27	1753 21.6
1977-78 (HOU)	23-23	849	217-417	.485	-	-	61-81	.753	40-98-138	6.0	32	63-0	15	38	5	495 21.5
1978-79 (HOU)	74-74	2641	620-1200	.517	-	-	168-221	.760	170-402-572	7.7	137	186-0	44	138	18	1408 19.0
1979-80 (HOU)	62-50	1834	370-778	.476	22-79	.278	118-147	.803	132-226-358	5.8	109	161-2	32	98	10	880 14.2
1980-81 (HOU)	52-38	1264	263-563	.467	12-51	.235	65-82	.793	78-130-208	4.0	81	121-0	19	58	6	603 11.6
<b>TOTALS</b>	<b>768-631</b>	<b>25714</b>	<b>5630-11240</b>	<b>.501</b>	<b>34-130</b>	<b>.262</b>	<b>2089-2666</b>	<b>.784</b>	<b>6198</b>	<b>8.1</b>	<b>1573</b>	<b>1937-8</b>	<b>374</b>	<b>332</b>	<b>175</b>	<b>13383 17.4</b>

### NBA PLAYOFF STATISTICS

YEAR	G	MIN	FGM-A	PCT	3FGM-A	PCT	FTM-A	PCT	REBOUNDS		PF-D	ST	TO	BLK	TP	AVG
									OFF-DEF-TOT	AVG						
1975 (HOU)	8-8	304	72-128	.563	-	-	40-48	.833	22-42-64	8.0	23	17-0	1	-	4	184 23.0
1977 (HOU)	12-12	457	107-212	.505	-	-	29-37	.784	24-41-65	5.4	24	36-0	7	-	5	243 20.3
1979 (HOU)	2-2	64	9-23	.391	-	-	2-5	.400	7-7-14	7.0	2	1-0	1	1	1	20 10.0
1980 (HOU)	7-1	185	24-64	.375	1-7	.143	9-13	.692	12-28-40	5.7	10	21-1	2	14	0	58 8.3
1981 (HOU)	8-0	31	1-9	.111	0-3	.000	4-6	.667	2-4-6	0.8	0	3-0	0	2	0	6 0.6
<b>TOTALS</b>	<b>37-23</b>	<b>1041</b>	<b>213-436</b>	<b>.489</b>	<b>1-10</b>	<b>.100</b>	<b>84-109</b>	<b>.771</b>	<b>67-122-189</b>	<b>5.1</b>	<b>59</b>	<b>78-1</b>	<b>11</b>	<b>17</b>	<b>8</b>	<b>511 13.8</b>

Bold and underlined indicates Rockets statistical leader.

# Carroll Dawson

**Hometown:** Alba, Texas  
**High School:** Alba  
**College:** Baylor '60

## "CD"



- Assistant Coach with Rockets under four Head Coaches (1980-96)
- Named Executive Vice President of Basketball/General Manager on July 26, 1996
- Only person on coaching staffs of all four Rockets teams to advance to the NBA Finals
- Inducted into the Paris Junior College Hall of Fame in 1991
- Enshrined in the Baylor University Hall of Fame in 1998
- Entered the Texas Association of Basketball Coaches Hall of Fame in 2001
- Inducted into the Texas Sports Hall of Fame in 2003
- Retired as General Manager after the 2006-07 season
- Honored with "Carroll Dawson Tribute Night" on April 16, 2007

Affectionately known as "CD," Carroll Dawson was honored by Houston Rockets Owner Leslie Alexander with "Carroll Dawson Tribute Night" on April 16, 2007, where a banner bearing his name was hung from the rafters of Toyota Center in honor of Dawson's 27 seasons with the Rockets organization as General Manager and as an assistant coach.

Dawson completed his 11<sup>th</sup> and final campaign as General Manager of the franchise in 2006-07. Prior to moving into the front office on July 26, 1996, Dawson worked as an assistant coach under four Rockets head coaches, aiding Del Harris from 1980-83, Bill Fitch from 1983-88, Don Chaney from 1988-92 and Rudy Tomjanovich from 1992-96.

Recognized as one of the top executives in the NBA, Dawson finished second in voting for *The Sporting News* NBA Executive of the Year in 2006-07. As General Manager, Dawson showed the ability to both bolster a playoff contender with veterans and acquire emerging talent as part of a youth movement. In his first few years, he made trades for Charles Barkley and Scottie Pippen to give a team led by Hakeem Olajuwon even more experience. Dawson then helped the Rockets acquire several young talents in the following years, including Cuttino Mobley, Steve Francis and Yao Ming.

In the summer of 2005, Dawson worked with Alexander to sign Yao to a maximum-value contract extension. In the summer of 2004, Dawson changed the face of the franchise by obtaining one of the NBA's top players in Tracy McGrady. The two-time scoring champion was acquired from Orlando in a seven-player deal that included Francis and Mobley.

Dawson holds the distinction of being the only person on the coaching staffs of all four Rockets teams that advanced to the NBA Finals, as Houston played for a championship in 1981, 1986, 1994 and 1995. He will always be known throughout the NBA for his work with frontcourt players and was credited with teaching Olajuwon his famous jump hook. Dawson coached many NBA All-Stars during his years in Houston, including Elvin Hayes, Moses Malone, Ralph Sampson and Tomjanovich.

Dawson's knowledge of the game was not limited to the NBA. Prior to the inaugural 1997 WNBA season, Dawson was commissioned by Alexander to help assemble the first Houston Comets team. He guided the efforts to bring Sheryl Swoopes and Cynthia Cooper to Houston, and then drafted Janeth Arcain in the WNBA Elite Draft. Dawson was also instrumental in the selection of Tina Thompson with the first pick of the Inaugural WNBA Draft. Finally, he worked with Alexander to hire Naismith Hall of Famer and WNBA All-Decade Coach Van Chancellor. Dawson served as Chancellor's top advisor as the Comets Executive Vice President of Basketball from 1997-2006 and helped craft the four-time WNBA Champions (1997-2000).

A native Texan, Dawson hails from Alba, a town with a population of 200 that sits about 75 miles east of Dallas. As a 6-foot-5 high school center, he led Alba High School to a 44-3 record as a senior. He then went on to win Junior College All-America honors at Paris Junior College (Texas) under Head Coach Boyd Converse. After two seasons at Paris, Dawson moved on to Baylor University, where he led Bill Henderson's Baylor Bears in scoring and rebounding in each of his two seasons. In 1960, he averaged 16.4 points as a senior to earn All-Southwest Conference honors.

In 1963, he returned to Baylor as an assistant to Head Coach Bill Menefee. He later succeeded Menefee as head coach in 1973, remaining in that position for more than three seasons. After spending two years as a scout for the Dallas Cowboys at the call of executive Gil Brandt, Dawson started a career as a salesman for Converse Shoe Company.

Dawson has been honored with induction into the Paris Junior College Hall of Fame in 1991, the Baylor University Hall of Fame in 1998, the Texas Association of Basketball Coaches Hall of Fame in 2001, and the Texas Sports Hall of Fame in 2003. He was also named Mr. Sportsman 2005 by Interfaith Charities in Houston. In 2010, Dawson was honored as a Baylor Basketball Legend by the 'B' Association. In addition, he was named the President of the Texas Sports Hall of Fame.

Remaining with the Rockets as a Senior Consultant, Dawson resides in Houston with his wife, Sharon. Sharon has a daughter, Elizabeth, and a son, Michael.

# Naismith Basketball Hall of Fame



Charles Barkley

## Charles Barkley

Inducted into the Hall of Fame on Sept. 8, 2006 ... ranks 20<sup>th</sup> in the NBA in all-time scoring (23,757 points) and fifth all-time in offensive rebounds (4,260) ... played with the Philadelphia 76ers, the Phoenix Suns and the Houston Rockets (1996-2000) over his 16-year NBA career ... named the NBA's Most Valuable Player for the 1992-93 season ... 11-time NBA All-Star ... earned All-NBA First Team on five occasions and All-NBA Second Team five times ... member of the NBA's 50<sup>th</sup> Anniversary Team.



Kevin McHale

## Rick Barry


Inducted into the Hall of Fame in 1987 ... ranks third in NBA history in free throw percentage (.900) ... played for Houston two seasons (1978-80) after eight seasons with Golden State and four in the ABA with Oakland, Washington and New York.



Rick Barry

## Clyde Drexler

Inducted into the Hall of Fame on Sept. 10, 2004 (see pages 134-135 for further details).



Clyde Drexler

## Alex Hannum


Inducted into the Hall of Fame on Oct. 3, 1998 ... won a combined 649 games as a coach in the NBA and ABA ... was the 1964 NBA Coach of the Year (San Francisco) and the 1969 ABA Coach of the Year (Oakland) ... won two NBA championships (with St. Louis in 1957-58 and with Philadelphia in 1966-67) ... was head coach of the Rockets over the course of two seasons (1969-71).



Alex Hannum

## Elvin Hayes


Inducted into the Hall of Fame on May 15, 1990 ... the "Big E" was the No. 1 pick in the 1968 NBA Draft by the San Diego Rockets and spent his first four seasons with the franchise, including the team's first in Houston (1971-72) ... finished his career with the Rockets (1981-84) after spending nine seasons with Washington ... was the first to play 50,000 minutes in the NBA ... is the league's eighth all-time leading scorer (27,313 points) and fourth all-time leading rebounder (16,279).



Elvin Hayes

## Moses Malone


Inducted into the Hall of Fame on Oct. 5, 2001 (see pages 136-137 for further details).



Moses Malone

## Kevin McHale

Inducted into the Hall of Fame on Oct. 1, 1999 (see pages 12-13 for further details).



Calvin Murphy

## Calvin Murphy


Inducted into the Hall of Fame on May 10, 1993 (see pages 138-139 for further details).



Hakeem Olajuwon

## Hakeem Olajuwon

Inducted into the Hall of Fame on Sept. 5, 2008 (see pages 140-141 for further details).



Scottie Pippen

## Scottie Pippen

Inducted into the Hall of Fame on Aug. 13, 2010 ... played with the Chicago Bulls, the Houston Rockets (1998-99) and the Portland Trail Blazers over his 17-year NBA career ... seven-time NBA All-Star won six NBA championships with the Bulls ... selected one of the 50 Greatest Players in NBA history ... named NBA All-Defensive First Team eight times.




Pat Riley

## Pat Riley

Inducted into the Hall of Fame on Sept. 5, 2008 ... was the first draft selection in the history of the Rockets (seventh overall in 1967) ... played in his first three NBA seasons with the Rockets (1967-70) ... three-time NBA Coach of the Year ... won five NBA championships as a head coach (four with L.A. Lakers in 1982, 1985, 1987 and 1988; one with Miami in 2005).

# Naismith Basketball Hall of Fame



Ralph Sampson

## Ralph Sampson

Inducted into the Hall of Fame on Sept. 7, 2012 ... played with the Houston Rockets (1983-88), the Golden State Warriors, the Sacramento Kings and the Washington Bullets ... selected by Houston with the first pick of the 1983 NBA Draft and won NBA Rookie of the Year ... joined Hakeem Olajuwon as the famed "Twin Towers" that led the Rockets to the 1986 NBA Finals ... four-time NBA All-Star, earning MVP of the 1985 NBA All-Star Game ... was a three-time National College Player of the Year at Virginia.



Tex Winter

## Fred "Tex" Winter

Inducted into the Hall of Fame on Aug. 12, 2011 ... was the Rockets first head coach after the team relocated to Houston (1971-73) ... architect of the famed triangle offense, or triple post, which produced nine NBA championships during his tenures with the Chicago Bulls and L.A. Lakers.

## Rockets NBA Honors

### NBA MVP

1979	Moses Malone
1982	Moses Malone
1994	Hakeem Olajuwon

### Finals MVP

1994	Hakeem Olajuwon
1995	Hakeem Olajuwon

### All-Star Game MVP

1985	Ralph Sampson
------	---------------

### Coach of the Year

1977	Tom Nissalke
1991	Don Chaney

### Rookie of the Year

1984	Ralph Sampson
2000 (tie)	Steve Francis

### Defensive Player of the Year

1993	Hakeem Olajuwon
1994	Hakeem Olajuwon

### Most Improved Player

2010	Aaron Brooks
------	--------------

### Executive of the Year

1977	Ray Patterson
------	---------------

### J. Walter Kennedy Citizenship

1979	Calvin Murphy
2009	Dikembe Mutombo

### All-NBA

#### First Team

1979	Moses Malone
1982	Moses Malone
1987	Hakeem Olajuwon
1988	Hakeem Olajuwon
1989	Hakeem Olajuwon
1993	Hakeem Olajuwon
1994	Hakeem Olajuwon
1997	Hakeem Olajuwon

#### Second Team

1980	Moses Malone
1981	Moses Malone
1984	Ralph Sampson
1985	Ralph Sampson
1986	Hakeem Olajuwon
1990	Hakeem Olajuwon
1996	Hakeem Olajuwon
2007	Tracy McGrady
2007	Yao Ming
2009	Yao Ming

#### Third Team

1991	Hakeem Olajuwon
1995	Hakeem Olajuwon
1995	Clyde Drexler
1999	Hakeem Olajuwon
2004	Yao Ming
2005	Tracy McGrady
2006	Yao Ming
2008	Tracy McGrady
2008	Yao Ming





# Rockets NBA Honors

## All-Defense

### First Team

1987	Hakeem Olajuwon
1988	Hakeem Olajuwon
1988	Rodney McCray
1990	Hakeem Olajuwon
1993	Hakeem Olajuwon
1994	Hakeem Olajuwon
1999	Scottie Pippen

### Second Team

1979	Moses Malone
1985	Hakeem Olajuwon
1987	Rodney McCray
1991	Hakeem Olajuwon
1996	Hakeem Olajuwon
1997	Hakeem Olajuwon
2008	Shane Battier
2009	Ron Artest
2009	Shane Battier

## All-Rookie

### First Team

1969	Elvin Hayes
1971	Calvin Murphy
1976	Joe C. Meriweather
1977	John Lucas
1984	Ralph Sampson
1985	Hakeem Olajuwon
2000	Steve Francis
2003	Yao Ming
2008	Luis Scola

### Second Team

1984	Rodney McCray
1993	Robert Horry
1997	Matt Maloney
1999	Michael Dickerson
1999	Cuttino Mobley
2002	Eddie Griffin
2006	Luther Head
2008	Carl Landry
2012	<b>Chandler Parsons</b>

## Player of the Week

Feb. 10, 1980	Rick Barry
Dec. 7, 1980	Mike Dunleavy
Mar. 15, 1981	Moses Malone
Mar. 29, 1981	Robert Reid
Feb. 8, 1982	Moses Malone
Mar. 29, 1982	Moses Malone
Nov. 14, 1988	Hakeem Olajuwon
Feb. 20, 1989	Hakeem Olajuwon
Mar. 5, 1990	Hakeem Olajuwon
Feb. 4, 1991	Otis Thorpe
Mar. 18, 1991	Kenny Smith
Jan. 17, 1993	Hakeem Olajuwon
Feb. 28, 1993	Hakeem Olajuwon
Apr. 11, 1993	Hakeem Olajuwon
Nov. 15, 1993	Hakeem Olajuwon
Mar. 21, 1994	Hakeem Olajuwon
Jan. 1, 1995	Hakeem Olajuwon
Feb. 5, 1995	Hakeem Olajuwon
Apr. 9, 1995	Clyde Drexler
Mar. 4, 1996	Hakeem Olajuwon
Nov. 10, 1996	Hakeem Olajuwon

Nov. 25, 1996	Charles Barkley
Jan. 24, 2000	Steve Francis
Jan. 16, 2001	Steve Francis
Mar. 19, 2001	Cuttino Mobley
Jan. 21, 2003	Steve Francis
Mar. 17, 2003	Steve Francis
Mar. 7, 2004	Yao Ming
Jan. 16, 2005	Tracy McGrady
Feb. 6, 2005	Tracy McGrady
Mar. 13, 2005	Tracy McGrady
Apr. 17, 2005	Tracy McGrady
Feb. 26, 2006	Yao Ming
Apr. 2, 2006	Yao Ming
Nov. 12, 2006	Yao Ming
Apr. 1, 2007	Yao Ming
Apr. 15, 2007	Tracy McGrady
Nov. 4, 2007	Tracy McGrady
Nov. 11, 2007	Yao Ming
Mar. 9, 2008	Tracy McGrady
<b>Feb. 27, 2011</b>	<b>Kevin Martin</b>
Mar. 20, 2011	Kyle Lowry
Apr. 8, 2012	Goran Dragic

## Player of the Month

Nov. 1979	Moses Malone
Feb. 1981	Calvin Murphy
Feb. 1982	Moses Malone
Nov. 1985	Hakeem Olajuwon
Apr. 1990	Hakeem Olajuwon
Jan. 1993	Hakeem Olajuwon
Apr. 1993	Hakeem Olajuwon
Nov. 1993	Hakeem Olajuwon
Feb. 1995	Hakeem Olajuwon
Nov. 2006	Yao Ming
Jan. 2008	Yao Ming

## Coach of the Month

Jan. 1987	Bill Fitch
Feb. 1991	Don Chaney
Mar. 1991	Don Chaney
Apr. 1993	Rudy Tomjanovich
Nov. 1993	Rudy Tomjanovich
Nov. 1996	Rudy Tomjanovich
Feb. 2008	Rick Adelman
Mar. 2009	Rick Adelman

## Rookie of the Month

Nov. 1983	Ralph Sampson
Dec. 1983	Ralph Sampson
Jan. 1984	Ralph Sampson
Feb. 1984	Ralph Sampson
Mar. 1984	Ralph Sampson
Apr. 1984	Ralph Sampson
Dec. 1984	Hakeem Olajuwon
Feb. 1985	Hakeem Olajuwon
Mar. 1985 (tie)	Hakeem Olajuwon
Dec. 1999	Steve Francis
Mar. 2000	Steve Francis
Apr. 2000 (tie)	Steve Francis
Dec. 2002	Yao Ming
Feb. 2003	Yao Ming
Feb. 2008	Luis Scola

(Current Rockets players bolded)

# Rockets in All-Star Games

## Charles Barkley

Year	Site	MP	FGM-A	FTM-A	REB	AST	BL	ST	TP
Feb. 9, 1997	Cleveland	*19							
*Injured, Did Not Play									
<b>One Selection (One as Starter)</b>									

## Clyde Drexler

Year	Site	MP	FGM-A	FTM-A	REB	AST	BL	ST	TP
Feb. 12, 1996	San Antonio	*19	5-8	0-0	2	3	0	3	11
Feb. 9, 1997	Cleveland								
Injured, Did Not Play									
<b>Two Selections (One as Starter)</b>									

## Steve Francis

Year	Site	MP	FGM-A	FTM-A	REB	AST	BL	ST	TP
Feb. 10, 2002	Philadelphia	*18	1-8	1-2	2	3	0	2	3
Feb. 9, 2003	Atlanta	*32	9-12	0-0	2	9	0	0	20
Feb. 15, 2004	Los Angeles	*23	6-9	0-0	4	4	0	0	13
<b>Three Selections (Three as Starter)</b>		<b>73</b>	<b>16-29</b>	<b>1-2</b>	<b>8</b>	<b>16</b>	<b>0</b>	<b>2</b>	<b>36</b>

## Elvin Hayes

Year	Site	MP	FGM-A	FTM-A	REB	AST	BL	ST	TP
Jan. 14, 1969	Baltimore	*21	4-9	3-3	5	0	-	-	11
Jan. 20, 1970	Philadelphia	*35	9-21	6-12	15	1	-	-	24
Jan. 12, 1971	San Diego	19	4-13	2-3	4	2	-	-	10
Jan. 18, 1972	Los Angeles	11	1-6	2-2	2	0	-	-	4
<b>Four Selections (Two as Starter)</b>		<b>86</b>	<b>18-49</b>	<b>13-20</b>	<b>26</b>	<b>3</b>	<b>-</b>	<b>-</b>	<b>49</b>

## Don Kojis

Year	Site	MP	FGM-A	FTM-A	REB	AST	BL	ST	TP
Jan. 23, 1968	New York	10	2-5	0-0	2	1	-	-	4
Jan. 14, 1969	Baltimore	*16	2-7	4-5	5	3	-	-	8
<b>Two Selections (One as Starter)</b>		<b>26</b>	<b>4-12</b>	<b>4-5</b>	<b>7</b>	<b>4</b>	<b>-</b>	<b>-</b>	<b>2</b>

## Moses Malone

Year	Site	MP	FGM-A	FTM-A	REB	AST	BL	ST	TP
Feb. 5, 1978	Atlanta	14	1-1	2-4	4	1	0	1	4 (East)
Feb. 4, 1979	Pontiac	*17	2-2	4-5	7	1	0	1	8 (East)
Feb. 4, 1980	Landover, MD	*31	7-12	6-12	12	2	2	1	20 (East)
Feb. 1, 1981	Cleveland	22	3-8	2-4	6	3	0	1	8
Jan. 31, 1982	E. Rutherford	20	5-11	2-6	11	0	1	1	12
<b>Five Selections (Two as Starter)</b>		<b>104</b>	<b>18-34</b>	<b>16-31</b>	<b>40</b>	<b>7</b>	<b>3</b>	<b>5</b>	<b>52</b>

## Jack Marin

Year	Site	MP	FGM-A	FTM-A	REB	AST	BL	ST	TP
Jan. 23, 1973	Chicago	11	2-6	0-0	4	1	-	-	4 (East)
<b>One Selection</b>									

## Tracy McGrady

Year	Site	MP	FGM-A	FTM-A	REB	AST	BL	ST	TP
Feb. 20, 2005	Denver	*24	4-13	0-0	5	5	2	3	8
Feb. 19, 2006	Houston	*27	15-26	2-7	0	2	0	1	36
Feb. 18, 2007	Las Vegas	*18	3-8	0-0	3	11	0	2	8
<b>Three Selections (Three as Starter)</b>		<b>69</b>	<b>22-47</b>	<b>2-7</b>	<b>8</b>	<b>18</b>	<b>2</b>	<b>6</b>	<b>52</b>

## Calvin Murphy

Year	Site	MP	FGM-A	FTM-A	REB	AST	BL	ST	TP
Feb. 4, 1979	Pontiac	15	3-5	0-0	1	5	0	2	6 (East)
<b>One Selection</b>									

# Rockets in All-Star Games

## Hakeem Olajuwon

Year	Site	MP	FGM-A	FTM-A	REB	AST	BL	ST	TP
Feb. 10, 1985	Indianapolis	15	2-2	2-6	5	1	2	0	6
Feb. 9, 1986	Dallas	15	1-8	1-2	5	0	2	1	3
Feb. 8, 1987	Seattle	*26	2-6	6-8	13	2	3	0	10
Feb. 7, 1988	Chicago	*28	8-13	5-7	9	2	2	2	21
Feb. 12, 1989	Astrodome	*25	5-12	2-3	7	3	2	3	12
Feb. 11, 1990	Miami	*31	2-14	4-10	16	2	1	1	8
Feb. 9, 1992	Orlando	20	3-6	1-2	4	2	1	2	7
Feb. 21, 1993	Salt Lake City	21	1-5	1-3	7	1	2	2	3
Feb. 13, 1994	Minneapolis	*30	8-15	3-6	11	2	5	2	19
Feb. 12, 1995	Phoenix	*25	6-13	0-2	11	1	2	2	13
Feb. 10, 1996	San Antonio	*14	2-8	0-0	3	0	0	0	4
Feb. 9, 1997	Cleveland	*20	5-8	1-2	3	1	1	0	11
<b>12 Selections (Eight as Starter)</b>		<b>270</b>	<b>45-110</b>	<b>26-51</b>	<b>94</b>	<b>17</b>	<b>23</b>	<b>15</b>	<b>117</b>

## Ralph Sampson

Year	Site	MP	FGM-A	FTM-A	REB	AST	BL	ST	TP
Jan. 29, 1984	Denver	16	4-7	1-2	5	0	0	0	9
Feb. 10, 1985	Indianapolis	*29	10-15	4-6	10	1	1	0	24 (MVP)
Feb. 9, 1986	Dallas	*21	7-11	2-2	4	1	0	0	16
Feb. 8, 1987	Seattle	*Injured, Did Not Play							
<b>Four Selections (Three as Starter)</b>		<b>66</b>	<b>21-33</b>	<b>7-10</b>	<b>19</b>	<b>2</b>	<b>1</b>	<b>0</b>	<b>49</b>

## Otis Thorpe

Year	Site	MP	FGM-A	FTM-A	REB	AST	BL	ST	TP
Feb. 9, 1992	Orlando	4	1-1	0-0	0	0	0	0	2
<b>One Selection</b>									

## Rudy Tomjanovich

Year	Site	MP	FGM-A	FTM-A	REB	AST	BL	ST	TP
Jan. 15, 1974	Seattle	17	2-5	0-0	5	0	0	0	4 (East)
Jan. 14, 1975	Phoenix	14	0-3	0-0	3	0	0	0	0 (East)
Feb. 3, 1976	Philadelphia	12	1-2	0-0	3	0	0	0	2 (East)
Feb. 13, 1977	Milwaukee	22	3-9	0-0	10	1	1	1	6 (East)
Feb. 4, 1979	Pontiac	*24	6-13	0-0	6	1	0	0	12 (East)
<b>Five Selections (One as Starter)</b>		<b>89</b>	<b>12-32</b>	<b>0-0</b>	<b>27</b>	<b>2</b>	<b>1</b>	<b>1</b>	<b>24</b>

## Yao Ming

Year	Site	MP	FGM-A	FTM-A	REB	AST	BL	ST	TP
Feb. 9, 2003	Atlanta	*17	1-1	0-0	2	0	0	0	2
Feb. 15, 2004	Los Angeles	*18	8-14	0-0	4	1	0	0	16
Feb. 20, 2005	Denver	*22	5-9	1-2	8	5	1	0	11
Feb. 19, 2006	Houston	*19	2-5	1-2	2	1	0	1	5
Feb. 18, 2007	Las Vegas	*Injured, Did Not Play							
Feb. 17, 2008	New Orleans	*13	2-5	2-2	5	1	0	0	6
Feb. 15, 2009	Phoenix	*12	1-4	0-0	3	0	1	0	2
Feb. 20, 2011	Los Angeles	*Injured, Did Not Play							
<b>Eight Selections (Eight as Starter)</b>		<b>101</b>	<b>19-38</b>	<b>4-6</b>	<b>24</b>	<b>8</b>	<b>2</b>	<b>1</b>	<b>42</b>

\* Indicates starter; 14 Rockets have been selected to the All-Star Game 52 times, earning 33 starts. In 13 different years, two or more Rockets were selected - 1969: Kojis, Hayes; 1979: Malone, Murphy, Tomjanovich; 1985: Olajuwon, Sampson; 1986: Olajuwon, Sampson; 1987: Olajuwon, Sampson; 1992: Olajuwon, Thorpe; 1996: Drexler, Olajuwon; 1997: Barkley, Drexler, Olajuwon; 2003: Francis, Yao; 2004: Francis, Yao; 2005: McGrady, Yao; 2006: McGrady, Yao; 2007: McGrady, Yao. In 1969, 1979, 1987, 1996, 1997, 2003, 2004, 2005, 2006 and 2007, two Rockets were voted starters.

## Rockets on U.S. Teams

### Olympics


1972	Tom Henderson Dwight Jones, Ed Ratleff
1980	Rodney McCray
1992	Charles Barkley, Clyde Drexler Scottie Pippen
1996	Charles Barkley, Hakeem Olajuwon Scottie Pippen
2000	Head Coach Rudy Tomjanovich

### World Championships

1963	Don Kojis
1970	Cliff Meely
1974	John Lucas, Joe Meriweather
1982	Antoine Carr, Mitchell Wiggins
1986	Kenny Smith
1998	Head Coach Rudy Tomjanovich David Wood
2006	Shane Battier

### Pan American Games

1963	Don Kojis
1971	Dwight Jones
1975	Tree Rollins
1979	Ralph Sampson, Mike Woodson
1991	Tracy Murray, Walt Williams Jim Jackson, Clarence Weatherspoon
1995	Dave Jamerson



## Rockets All-Decade Teams

### 1970s

<b>Forward</b>	Elvin Hayes
<b>Forward</b>	Rudy Tomjanovich
<b>Center</b>	Moses Malone
<b>Guard</b>	Mike Newlin
<b>Guard</b>	Calvin Murphy

### 1980s


<b>Forward</b>	Robert Reid
<b>Forward</b>	Ralph Sampson
<b>Center</b>	Hakeem Olajuwon
<b>Guard</b>	Rodney McCray
<b>Guard</b>	John Lucas Jr.

### 1990s

<b>Forward</b>	Mario Elie
<b>Forward</b>	Robert Horry
<b>Center</b>	Hakeem Olajuwon
<b>Guard</b>	Clyde Drexler
<b>Guard</b>	Kenny Smith

### 2000s

<b>Forward</b>	Shane Battier
<b>Forward</b>	Luis Scola
<b>Center</b>	Yao Ming
<b>Guard</b>	Tracy McGrady
<b>Guard</b>	Steve Francis



# Dates & Deals

(Names in parentheses indicate players drafted)

## 1967

- Jan. 11** San Diego Rockets admitted as 12<sup>th</sup> NBA member.
- Mar. 29** **Jack McMahon** named general manager and head coach.
- May 1** In the 1967 expansion draft, the Rockets selected **John Barnhill** and **Johnny Green** (Baltimore), **Jim Barnett** and **Toby Kimball** (Boston), **Don Kojis** (Chicago), **Jon McGlocklin** and **Jim Ware** (Cincinnati), **Henry Finkel** and **John Block** (Los Angeles) and **Dave Gambee** (Philadelphia).

## 1968

- Jan. 11** Traded **Johnny Green** to Philadelphia for cash and 1968 4<sup>th</sup> round pick (**Darryl Jones**).
- May 6** In the 1968 expansion draft, the Milwaukee Bucks selected **Jon McGlocklin** and **Dave Gambee** from the Rockets and the Phoenix Suns took **John Barnhill**.
- June 18** **Pete Newell** named general manager.

## 1969

- Aug. 22** Traded **Henry Finkel** to Boston for cash.
- Dec. 10** **Alex Hannum** named head coach.

## 1970

- Apr. 15** Traded **Don Kojis** to Seattle for cash.
- May 11** In the 1970 expansion draft, the Portland Trail Blazers selected **Rick Adelman** and **Pat Riley** from the Rockets and the Cleveland Cavaliers took **Bobby Smith**.
- May 11** Traded **Jim Barnett** to Portland for **Larry Siegfried**.
- Sept. 10** Traded **Art Williams** to Boston for 1971 5<sup>th</sup> round pick (**Greg Nelson**).
- Dec. 9** Traded cash and 1971 3<sup>rd</sup> round pick (**Jackie Riddle**) to Cleveland for **John Egan**.

## 1971

- May 14** **Tex Winter** named head coach.
- June 9** Traded 1973 2<sup>nd</sup> round pick (**Kevin Stacom**) to Chicago for **Dick Gibbs**.
- June 23** Rockets move from San Diego to Houston.
- July 30** Traded **Toby Kimball** to Milwaukee for cash.
- Sept. 12** Traded **John Block** to Milwaukee for **Dick Cunningham**.
- Nov. 9** Traded **Don Adams** and **Larry Siegfried** to Atlanta for **Jim Davis** and **John Vallely**.
- Dec. 9** Traded **Curtis Perry** and 1972 1<sup>st</sup> round pick (**Russell Lee**) to Milwaukee for **Greg Smith** and 1973 3<sup>rd</sup> round pick (**E.C. Coleman**).
- Dec. 10** Traded **Jim Davis** to Detroit for 1972 1<sup>st</sup> round pick (**Bob Nash**).

## 1972

- Apr. 8** Traded 1972 1<sup>st</sup> round pick (**Bob Nash**) to Phoenix for **Otto Moore**.
- May 1** **Ray Patterson** named President and General Manager.
- June 23** Traded **Elvin Hayes** to Baltimore for **Jack Marin**.
- Aug. 1** Traded **Stu Lantz** to Detroit for **Jimmy Walker**.

- Sept. 18** Traded cash to Seattle for **Zaid Abdul Aziz**.
- Sept. 19** Traded **Dick Cunningham** to Milwaukee for cash. Sent **John Gianelli** to New York for cash.
- Sept. 22** Traded cash and 1973 3<sup>rd</sup> round pick (**James Lister**) to Cleveland for **Steve Hawes**.
- Oct. 27** Traded **Greg Smith** to Portland for **Stan McKenzie**.
- Nov. 2** Traded **Dick Gibbs** to Kansas City for cash.

## 1973

- Jan. 21** **John Egan** named head coach.
- Oct. 29** Traded **Jimmy Walker** to Kansas City for **Matt Guokas**.
- Nov. 11** Traded **Otto Moore** to Kansas City for **Ron Riley**.
- Feb. 1** Traded **Matt Guokas** and **Jack Marin** to Buffalo for **Kevin Kunnert** and **Dave Wohl**.

## 1974

- May 20** In the 1974 expansion draft, the New Orleans Jazz selected **E.C. Coleman** from the Rockets.

## 1975

- Nov. 1** The Summit (Compaq Center) opens.
- Nov. 2** First Game in The Summit: Houston 104, Milwaukee 89; **Rudy Tomjanovich** scores 28 to lead the Rockets; 7,142 in attendance.
- Nov. 13** Traded **Steve Hawes** to Portland for **John Johnson**.

## 1976

- Apr. 20** **Tom Nissalke** named head coach.
- June 7** Traded **Joe Meriweather** and **Gus Bailey** to Atlanta for **Dwight Jones** and exchange of 1<sup>st</sup> round picks (**Armond Hill**), giving Rockets top pick of 1976 NBA Draft (**John Lucas**).
- Oct. 25** Traded 1977 1<sup>st</sup> round pick (**Wesley Cox**) and 1978 1<sup>st</sup> round pick (**Michael Ray Richardson**) and cash to Buffalo for **Moses Malone**.

## 1977

- Jan. 8** Traded **Dave Wohl** to New Jersey for cash and 1978 4<sup>th</sup> round pick (**Jackie Robinson**).
- June 9** Traded **John Johnson** to Boston for 1977 2<sup>nd</sup> round pick (**Larry Moffett**) and 1978 2<sup>nd</sup> round pick (**Buster Matheney**).
- Aug. 10** Traded **Tom Owens** to Portland for **Robin Jones**.
- Oct. 18** **John Johnson** returned by Commissioner Lawrence F. O'Brien with Rockets retaining Boston's 1977 and 1978 2<sup>nd</sup> round picks.
- Oct. 22** Traded **John Johnson** to Seattle for 1979 2<sup>nd</sup> round pick (**Paul Mokeski**) and 1980 2<sup>nd</sup> round pick (**Billy Williams**).
- Dec. 9** **Rudy Tomjanovich** suffers facial fracture at Los Angeles.
- Dec. 16** Traded 1978 2<sup>nd</sup> round pick (**Rick Wilson**) and 1979 2<sup>nd</sup> round pick (**Larry Wilson**) to Atlanta for **Ron Behagen**.
- Dec. 22** Traded **Ron Behagen** to Indiana for **Alonzo Bradley**.

# Dates & Deals

## 1978

- June 9** **Kevin Kunnert** signed as free agent by Boston; Houston receives cash and 1981 2<sup>nd</sup> round pick (**Ed Turner**).
- June 17** Signed free agent **Rick Barry** from Golden State.
- July 26** Traded **C.J. Kupec** to Milwaukee for 1979 4<sup>th</sup> round (**Sammy Drummer**).
- Sept. 5** **John Lucas** and \$100,000 compensation to Golden State for **Rick Barry**.
- Sept. 21** Traded 1981 1<sup>st</sup> round pick (**Danny Schayes**) to New Orleans for **Slick Watts**.

## 1979

- May 25** Rockets purchased by partnership headed by **George J. Maloof**.
- June 7** **Del Harris** named head coach.
- July 16** Signed free agent **Tom Henderson** from Washington; teams agree on 1980 1<sup>st</sup> round pick as compensation.
- Oct. 12** Traded **Mike Newlin** to New Jersey for cash and 1980 2<sup>nd</sup> round pick (**John Stroud**).

## 1980

- Jan. 17** Traded **John Shumate**, 1980 3<sup>rd</sup> round pick (**Lavon Mercer**) and cash to San Antonio for **Billy Paultz**.
- May 28** In the 1980 expansion draft, the Dallas Mavericks selected **Alonzo Bradley** from the Rockets.
- June 10** Traded 1982 2<sup>nd</sup> round pick (**Wayne Sappleton**) to Chicago for **Calvin Garrett**.
- Sept. 12** **Rick Barry** retires after 14 pro seasons.
- Oct. 7** Traded **Paul Mokeski** to Detroit for 1982 2<sup>nd</sup> round pick (**Richard Anderson**).
- Nov. 29** **George J. Maloof**, 57, died in Albuquerque, NM.
- Dec. 23** **Gavin P. Maloof**, 24, becomes president of the Rockets.

## 1981

- June 9** Traded 1981 2<sup>nd</sup> round pick (**Charles Davis**) and 1983 2<sup>nd</sup> round pick (**Sidney Lowe**) to Washington for **Elvin Hayes**.
- Oct. 2** **Rudy Tomjanovich** retires after 11 seasons with Rockets.

## 1982

- Jan. 28** **Rudy Tomjanovich's** #45 is retired by the Rockets organization.
- June 15** **Charlie Thomas** purchases the Rockets.
- June 28** Traded 1982 2<sup>nd</sup> round pick (**Jeff Taylor**) to San Diego for **Joe Bryant**.
- Aug. 25** NBA approves sale of Rockets to **Charlie Thomas**.
- Sept. 15** Traded **Moses Malone** to Philadelphia for **Caldwell Jones** and Cleveland's 1983 1<sup>st</sup> round pick (**Rodney McCray**).
- Oct. 1** **Robert Reid** retires after five seasons with Rockets.
- Oct. 5** Traded 1984 2<sup>nd</sup> round pick (**Cory Blackwell**) to Seattle for **Wally Walker**.
- Oct. 16** Traded free agent **Mike Dunleavy's** rights to San Antonio for 1983 2<sup>nd</sup> round pick (**Horace Owens**).
- Oct. 18** Traded free agent **Bill Willoughby's** rights to San Antonio for 1985 2<sup>nd</sup> round pick (**Yvon Joseph**).

- Nov. 12** Traded 1983 and 1985 2<sup>nd</sup> round draft picks (acquired from San Antonio for rights to **Mike Dunleavy** and **Bill Willoughby**) to New Jersey for **James Bailey**.

## 1983

- Apr. 22** **Del Harris** resigns as head coach.
- May 19** Rockets call heads to win coin flip for top draft pick.
- June 1** **Bill Fitch** named head coach.
- June 28** Rockets select **Ralph Sampson** first in college draft, **Rodney McCray** third.
- Aug. 30** Signed free agent **Lewis Lloyd**; Golden State receives 1985 2<sup>nd</sup> round pick (**Bobby Lee Hurt**).
- Sept. 30** Signed free agent **Phil Ford**; Milwaukee received 1984 6<sup>th</sup> round pick (**McKinley Singleton**) and cash.
- Oct. 17** **Robert Reid** returns after one year absence.

## 1984

- Mar. 17** **Calvin Murphy's** #23 is retired by the Rockets organization.
- May 23** Rockets win coin flip (Portland calls tails) for top draft pick (**Hakeem Olajuwon**).
- Aug. 11** Traded **Caldwell Jones** to Chicago for **Mitchell Wiggins**, 1985 2<sup>nd</sup> round pick (**Tyrone Corbin**) and 3<sup>rd</sup> round pick (**Michael Payne**).
- Aug. 16** **Gary Bradley** of Austin purchases 20 percent interest in team.
- Aug. 29** Traded 1985 3<sup>rd</sup> round pick (**Kenny Perry**) to L.A. Clippers for **Hank McDowell**.
- Oct. 4** Traded **James Bailey** and 1985 2<sup>nd</sup> round pick (**Yvon Joseph**) to San Antonio for **John Lucas** and 1985 3<sup>rd</sup> round pick (**Sam Mitchell**).

## 1985

- Aug. 2** Traded 1987 3<sup>rd</sup> round pick (**Sean Couch**) to Indiana for **Granville Waiters**.

## 1986

- Oct. 9** Sign free agent **Richard Anderson**; Denver received 1988 3<sup>rd</sup> round pick (**Dwight Boyd**).
- Oct. 23** Traded **Granville Waiters** to Chicago for 1989 2<sup>nd</sup> round pick (**Chucky Brown**).
- Dec. 8** Traded 1989 2<sup>nd</sup> round pick (**Chucky Brown**) to Cleveland for **Dirk Minniefield**.

## 1987

- Jan. 17** Traded 1987 1<sup>st</sup> round pick (**Joe Wolf**) and 1989 3<sup>rd</sup> round pick to L.A. Clippers for **Cedric Maxwell**.
- Oct. 9** Traded 1988 2<sup>nd</sup> round pick (**Keith Smart**) to Golden State for **Lester Conner**.
- Nov. 5** Traded **Dave Felt**, non-lottery 1<sup>st</sup> round pick (**Dana Barros**, 1989) and cash to Golden State for **Purvis Short**; Gave up rights to match an offer sheet given to free agent guard **Dirk Minniefield**.
- Dec. 12** Traded **Ralph Sampson** and **Steve Harris** to Golden State for **Joe Barry Carroll**, **Eric Floyd** and cash, which marked the first time that the first picks in an NBA draft had been traded for each other (Carroll 1980, Sampson 1983).

# Dates & Deals

## 1988

- June 6** **Bill Fitch** relieved as head coach.
- June 13** **Don Chaney** named head coach.
- June 23** In the 1988 expansion draft, the Miami Heat selected **Andre Turner** from the Rockets.
- July 15** Traded **Robert Reid** and 1990 2<sup>nd</sup> round pick (**Steve Scheffler**) to Charlotte for **Bernard Thompson**.
- July 19** Signed **Mike Woodson**, the Rockets first free agent signee under new collective bargaining agreement.
- Aug. 1** **John Killilea** hired as assistant coach/player personnel.
- Oct. 7** Traded **Cedric Maxwell** to Washington for **Jim Grandholm**.
- Oct. 11** Traded **Rodney McCray** and **Jim Petersen** to Sacramento for **Otis Thorpe**.
- Nov. 2** Traded **Joe Barry Carroll** and **Lester Conner** to New Jersey for **Tim McCormick**, **Frank Johnson**, **Tony Brown** and **Lorenzo Romar**.

## 1989

- Feb. 3** **Calvin Murphy** hired as assistant coach/shooting and community relations.
- June 15** In the 1989 expansion draft, the Orlando Magic selected **Frank Johnson** from the Rockets.
- July 11** Signed **Larry Smith**.
- Aug. 2** Signed **Adrian Caldwell** and **Byron Dinkins**.
- Aug. 15** Traded cash to San Antonio for **Anthony Bowie**.
- Aug. 17** Signed **John Lucas**, marking the fourth time he had signed with Rockets.
- Sept. 11** **Steve Patterson** named General Manager. **Ray Patterson** retains title of President.
- Sept. 21** Signed **Lewis Lloyd**.
- Sept. 25** Signed **Mitchell Wiggins**.
- Sept. 26** Signed **Chuck Nevitt**.

## 1990

- Feb. 21** Traded cash to San Antonio for **Vernon Maxwell**.
- Feb. 21** Traded **Derrick Chievous** to Cleveland for 1991 2<sup>nd</sup> round pick (**Zan Tabak**), 1992 2<sup>nd</sup> round pick (**Curtis Blair**), and 1993 2<sup>nd</sup> round pick from Boston via New Jersey (**Richard Petruska**).
- Feb. 27** Signed **Lewis Lloyd** to 10-day contract.
- Mar. 9** Signed **Lewis Lloyd** to a second 10-day contract.
- Mar. 20** Signed **Lewis Lloyd** for remainder of season.
- June 27** Traded **Alec Kessler** to Miami for rights to **Dave Jamerson** (No. 15, 1<sup>st</sup> Round) and **Carl Herrera** (No. 30, 2<sup>nd</sup> Round). Re-signed **Eric Floyd**.
- July 2** **Ray Patterson** retires as President.
- Aug. 29** **E.C. "Ed" Schmidt** named fourth president in franchise history.
- Sept. 1** Traded **Tim McCormick** and **John Lucas** to Atlanta for **Kenny Smith** and **Roy Marble**.
- Oct. 11** Signed **Dave Jamerson**.

## 1991

- May 23** **Don Chaney** named NBA Coach of the Year; signs multi-year contract.
- June 26** Traded **Keith Hughes** to Cleveland in exchange for a 1996 2<sup>nd</sup> round pick and cash.

- July 1** Tendered qualifying offers to restricted free agents **Kenny Smith**, **David Wood**, **Matt Bullard** and **Kennard Winchester**; did not make a qualifying offer to **Dave Feltl**.
- July 17** Assistant coaches **Carroll Dawson**, **Rudy Tomjanovich** and **John Killilea** signed to multi year extensions.
- Aug. 23** Waived **Adrian Caldwell** for purpose of allowing him to sign with Cantu of Italian A1 League; he had reached an agreement with the Rockets to be released from the final year of his two-year contract.
- Sept. 3** Signed **John Turner**.
- Oct. 2** Signed **Carl Herrera**.
- Oct. 11** Signed **Vernon Maxwell** to contract extension; also signed **Tree Rollins** and **Matt Bullard**.
- Oct. 23** Re-signed **Kenny Smith**.

## 1992

- Feb. 18** **Don Chaney** relieved as head coach; **Rudy Tomjanovich** promoted to interim head coach.
- Feb. 23** **Bill Berry** hired as assistant coach.
- Mar. 23** Placed **Hakeem Olajuwon** on suspended list.
- Mar. 31** Activated **Hakeem Olajuwon** from suspended list.
- May 20** **Rudy Tomjanovich** named head coach; **Carroll Dawson** and **Bill Berry** retained as assistants.
- June 15** **Joe Ash** hired as scout and **Jim Boylen** hired as video coordinator.
- July 1** Tendered qualifying offers to restricted free agents **Matt Bullard**, **Carl Herrera**, **Avery Johnson** and **David Wood**; did not extend qualifying offer to **Buck Johnson**; **Tree Rollins**, **Larry Smith** and **Buck Johnson** each became an unrestricted free agent.
- July 2** Traded two future 2<sup>nd</sup> round picks (1993, 1996) to Orlando for **Greg Kite**.
- July 20** Signed **Robert Horry**.
- July 20** July 2 trade between Houston and Orlando rescinded due to **Greg Kite's** failure to pass Rockets physical.
- Aug. 21** Waived **John Turner** for purpose of allowing him to sign with Spain's CAI Zaragoza.
- Sept. 25** Traded 1995 2<sup>nd</sup> round pick to Minnesota for **Scott Brooks**.
- Oct. 5** Traded **David Wood** to San Antonio for a 1995 2<sup>nd</sup> round pick.

## 1993

- Mar. 15** **Hakeem Olajuwon** signed to a contract extension.
- June 30** Selected **Sam Cassell** with 24<sup>th</sup> pick, **Richard Petruska** with 46<sup>th</sup> pick and **Marcelo Nicola** with 50<sup>th</sup> pick in 1993 NBA Draft. Acquired draft rights to **Eric Riley** from Dallas for draft rights to **Ron "Popeye" Jones**.
- July 30** **Leslie L. Alexander** purchases franchise from **Charlie Thomas**.
- Aug. 2** Waived **Eric Floyd**. Acquired **Mario Elie** from Portland for a 1995 2<sup>nd</sup> round pick the Rockets acquired from San Antonio for **David Wood** on Oct. 5, 1992.
- Aug. 17** Signed **Sam Cassell**, **Richard Petruska** and **Eric Riley**.
- Aug. 30** **Tod Leiweke** named President of franchise; **Steve Patterson** relieved of duties as General Manager.

# Dates & Deals

Sept. 16 **Larry Smith** hired as assistant coach.  
 Oct. 7 Signed **Ashraf Amaya** and **Scott Meents**.  
 Nov. 1 Waived **Dave Jamerson**.  
 Nov. 2 Waived **Ashraf Amaya** and **Scott Meents**.  
 Nov. 10 Head Coach **Rudy Tomjanovich** signed to a contract extension.

## 1994

Jan. 31 **Tod Leiweke** resigns as President; **John Thomas** promoted to Executive Vice President of Business Operations.  
 Feb. 4 Acquired **Sean Elliott** from Detroit for **Robert Horry**, **Matt Bullard** and future considerations.  
 Feb. 6 Trade of Feb. 4 nullified due to **Sean Elliott's** not passing Rockets physical.  
 Apr. 1 Signed **Larry Robinson** to 10-day contract.  
 Apr. 12 Signed **Larry Robinson** to a second 10-day contract.  
 Apr. 19 Signed **Chris Jent** for the remainder of season.  
 Apr. 21 Signed **Earl Cureton** and **Larry Robinson** for the rest of the season.  
 Apr. 29 **Bob Weinbauer** hired as Vice President of Basketball Operations.  
 June 22 *Rockets win first NBA Championship with 90-84 win over the New York Knicks in Game Seven of the NBA Finals.*  
 June 29 Selected **Albert Burditt** in the 1994 NBA Draft.  
 July 20 Signed 1991 2<sup>nd</sup> round pick **Zan Tabak**.  
 Sept. 20 Signed **Adrian Caldwell**.  
 Sept. 21 Signed **Tim Breaux** and **Larry Robinson**.  
 Oct. 4 Signed **Mario Elie** to a multi-year contract extension. Tendered a qualifying offer to **Chris Jent**.  
 Oct. 14 Waived **Albert Burditt** and **Larry Robinson**.  
 Nov. 29 Waived **Adrian Caldwell**. Signed **Pete Chilcutt**.  
 Dec. 1 Waived **Chris Jent**.  
 Dec. 12 Waived **Eric Riley**.

## 1995

Feb. 1 Signed **Chuck Brown** to 10-day contract.  
 Feb. 14 Signed **Chuck Brown** to a second 10-day contract. Acquired **Clyde Drexler** and **Tracy Murray** from the Portland Trail Blazers in exchange for **Otis Thorpe** and the 1993 2<sup>nd</sup> round draft rights of **Marcelo Nicola**.  
 Feb. 23 Acquired **Morlon Wiley** and a 1995 2<sup>nd</sup> round pick from the Dallas Mavericks in exchange for **Scott Brooks**.  
 Feb. 24 Signed **Chuck Brown** for the remainder of the season. Waived **Morlon Wiley**.  
 Mar. 2 Signed **Charles Jones** to 10-day contract.  
 Apr. 22 Signed **Charles Jones** for the remainder of the season.  
 June 14 *Rockets win second consecutive NBA Championship with 113-101 win over the Orlando Magic in Game Four of the NBA Finals.*  
 June 25 In the 1995 expansion draft, the Toronto Raptors selected **Zan Tabak** from the Rockets.  
 June 28 Selected **Erik Meek** with the 41<sup>st</sup> pick of the 1995 NBA Draft.  
 Sept. 25 Signed **Eldridge Recasner**.

Sept. 27 Signed **Pete Chilcutt** to a contract extension.  
 Sept. 29 Signed **Mark Bryant**.  
 Oct. 3 Signed **Chuck Brown** and **Charles Jones** to multi-year contract extensions.  
 Oct. 5 Signed **Ricky Blanton**, **Alvin Heggis**, **Tony Watson** and **Tremaine Wingfield**.  
 Oct. 13 Waived **Tony Watson** and **Tremaine Wingfield**.  
 Oct. 16 Waived **Ricky Blanton**.  
 Nov. 19 Waived **Alvin Heggis**.  
 Nov. 27 Signed **Clyde Drexler** to a contract extension.

## 1996

Jan. 11 Signed Head Coach **Rudy Tomjanovich** to a multi-year contract extension.  
 Jan. 20 Signed **Henry James** to 10-day contract.  
 Jan. 30 Signed **Henry James** to a second 10-day contract.  
 Feb. 12 Signed **Sam Mack** to 10-day contract.  
 Feb. 22 Signed **Sam Mack** to a second 10-day contract.  
 Signed **Jaren Jackson** to 10-day contract.  
 Mar. 3 Signed **Sam Mack** for the remainder of the season. Signed **Jaren Jackson** to a second 10-day contract.  
 Mar. 5 Signed **Melvin Booker** to 10-day contract.  
 Mar. 13 Signed **Tracy Moore** to 10-day contract.  
 Mar. 15 Signed **Melvin Booker** to a second 10-day contract.  
 Mar. 23 Signed **Tracy Moore** to a second 10-day contract.  
 Mar. 27 Signed **Melvin Booker** for the remainder of the season.  
 Apr. 3 Signed **Tracy Moore** for the remainder of the season.  
 June 19 Traded **Pete Chilcutt**, **Tim Breaux**, two 1996 picks and a 1997 pick to the Vancouver Grizzlies for two 1996 draft picks and one 1997 pick.  
 June 26 Selected **Othella Harrington** with 30<sup>th</sup> pick, **Randy Livingston** with 42<sup>nd</sup> pick and **Terrell Bell** with the 50<sup>th</sup> pick of the 1996 NBA Draft.  
 June 28 Signed **Emanuel Davis**.  
 July 15 Signed **Hakeem Olajuwon** to a contract extension.  
 July 16 Signed **Brent Price**. Renounced the rights to **Melvin Booker**, **Earl Cureton**, **Eldridge Recasner** and **Kenny Smith**.  
 July 26 **Robert Barr** promoted to Senior Executive Vice President of Basketball Affairs. **Carroll Dawson** promoted to Executive Vice President of Basketball. **Jim Boylen** promoted to Assistant Coach. **Mike Wells** promoted to Video Coordinator.  
 Aug. 13 Re-signed **Mario Elie**.  
 Aug. 19 Traded **Chuck Brown**, **Mark Bryant**, **Sam Cassell** and **Robert Horry** to the Phoenix Suns for **Charles Barkley** and a 2<sup>nd</sup> round pick in the 1999 NBA Draft. Signed **Kevin Willis**.  
 Aug. 28 Re-signed **Charles Jones**, **Sam Mack** and **Tracy Moore**.  
 Aug. 30 **Bob Weinbauer** resigns as Vice President of Basketball Operations.  
 Oct. 1 Signed **Matt Bullard**, **Matt Maloney**, **Joe Stephens**, **Othella Harrington**, **Randy Livingston** and **Terrell Bell**.  
 Oct. 30 Waived **Terrell Bell** and **Joe Stephens**.  
 Nov. 27 Signed **Elmer Bennett**.  
 Dec. 23 Waived **Elmer Bennett**.



## Dates & Deals

### 1997

- Feb. 12 Signed **Joe Stephens** to 10-day contract.  
 Feb. 20 NBA voided **Joe Stephens'** 10-day contract due to the league's agreement with FIBA.  
 Mar. 1 Signed **Sedale Threatt** for the remainder of the season. Waived **Tracy Moore**.  
 Mar. 3 Signed **Eddie Johnson** for the remainder of the season.  
 June 25 Selected **Rodrick Rhodes** with the 24<sup>th</sup> pick and **Serge Zwikker** with the 30<sup>th</sup> pick of the 1997 NBA Draft.  
 July 2 Re-signed **Emanuel Davis**.  
 July 10 Signed **Rodrick Rhodes** and **Serge Zwikker**.  
 July 23 Re-signed **Othella Harrington**.  
 July 26 Signed **Joe Stephens**.  
 Aug. 1 Signed Head Coach **Rudy Tomjanovich** to a contract extension.  
 Aug. 12 Re-signed **Eddie Johnson**.  
 Aug. 15 Re-signed **Matt Maloney**.  
 Sept. 8 Re-signed **Matt Bullard**.  
 Oct. 1 Re-signed **Sam Mack**. Signed **Doug Brandt**.  
 Renounced the rights to **Sedale Threatt**.  
 Oct. 2 Re-signed **Randy Livingston**.  
 Oct. 28 Waived **Doug Brandt**. Acquired a 2<sup>nd</sup> round pick for the 1999 or 2000 NBA Draft from Vancouver in exchange for **Sam Mack**.  
 Oct. 30 Waived **Randy Livingston**.  
 Nov. 25 Signed **Charles Jones**.

### 1998

- Mar. 18 **Clyde Drexler** announces that he will retire at the conclusion of the 1997-98 season to assume the head basketball coaching position at the University of Houston.  
 Apr. 19 **Moses Malone's** #24 is retired by the Rockets organization.  
 June 9 Traded **Kevin Willis** to the Toronto Raptors for **Roy Rogers** and two first round picks in the 1998 NBA Draft.  
 June 24 Selected **Michael Dickerson** with the 14<sup>th</sup> pick, **Bryce Drew** with the 16<sup>th</sup> pick, **Mirsad Turkcan** with the 18<sup>th</sup> pick and **Cuttino Mobley** with the 41<sup>st</sup> pick of the 1998 NBA Draft.  
 Sept. 29 **George Postolos** hired as chief operating officer.

### 1999

- Jan. 22 Re-signed **Charles Barkley**. Traded the draft rights for **Mirsad Turkcan** to the Philadelphia 76ers for a conditional 1<sup>st</sup> round draft pick. Traded **Roy Rogers** and a 2<sup>nd</sup> round pick in the 1999 NBA Draft to the Chicago Bulls for **Scottie Pippen**. Renounced the rights to **Emanuel Davis**, **Mario Elie**, **Charles Jones**, **Joe Stephens** and **Serge Zwikker**.  
 Jan. 23 Re-signed **Matt Bullard**, **Othella Harrington**, **Eddie Johnson** and **Matt Maloney**. Signed free agents **Antoine Carr**, **John Coker** and **Anthony "Pig" Miller**.  
 Jan. 23 Signed **Michael Dickerson**, **Bryce Drew** and **Cuttino Mobley**.  
 Feb. 5 Signed **Stanley Roberts**.  
 Feb. 16 Waived **John Coker**.

- Feb. 18 Rockets Head Coach **Rudy Tomjanovich** named head coach of the USA Basketball Team, which will participate in the 1999 qualification tournament for the 2000 Olympic Games.  
 Mar. 11 Traded **Rodrick Rhodes** to the Vancouver Grizzlies for **Sam Mack**.  
 June 30 Selected **Kenny Thomas** with the 22<sup>nd</sup> pick, **Tyrone Washington** with the 44<sup>th</sup> pick and **Venson Hamilton** with the 50<sup>th</sup> pick of the 1999 NBA Draft.  
 Aug. 11 **Robert Barr** resigns his post as Sr. Executive Vice-President of Basketball Affairs.  
 Aug. 13 Signed **Kenny Thomas**.  
 Aug. 27 Acquired the draft rights to **Steve Francis** along with **Tony Massenburg** from Vancouver and **Don MacLean** and a future 1<sup>st</sup> round pick from Orlando in a three-way, 11-player trade. In exchange for the players and draft pick, the Rockets traded **Antoine Carr**, **Michael Dickerson**, **Othella Harrington**, **Brent Price** and a future 1<sup>st</sup> round pick to Vancouver while Orlando acquired **Lee Mayberry**, **Makhtar Ndiaye**, **Rodrick Rhodes** and **Michael Smith** from Vancouver. The Grizzlies also received a future 2<sup>nd</sup> round pick from Orlando.  
 Sept. 1 Signed **Steve Francis**.  
 Sept. 2 Signed **Thomas Hamilton**.  
 Sept. 29 Signed **Shandon Anderson**.  
 Oct. 2 Traded **Scottie Pippen** to the Portland Trail Blazers for **Stacey Augmon**, **Kelvin Cato**, **Ed Gray**, **Carlos Rogers**, **Brian Shaw** and **Walt Williams**.  
 Oct. 4 Re-signed **Charles Barkley**.  
 Waived **Eddie Johnson**. **Mike Wells** promoted to Assistant Coach. **Dennis Lindsey** promoted to Director of Player Personnel.  
 Oct. 5 Waived **Ed Gray** and **Brian Shaw**.  
 Oct. 12 Waived **Stacey Augmon**.  
 Oct. 24 **Charles Barkley** announces that he will retire at the conclusion of the 1999-2000 season.  
 Oct. 28 Signed **Kelvin Cato** to a contract extension.  
 Nov. 1 Waived **Matt Maloney** and **Don MacLean**.  
 Dec. 10 Signed **Devin Gray**.

### 2000

- Jan. 5 Waived **Devin Gray**.  
 Jan. 6 Signed **Anthony "Pig" Miller** to 10-day contract.  
 Jan. 7 Signed **Devin Gray** to 10-day contract.  
 Jan. 13 Signed **Bill Curley** to a 10-day contract.  
 Jan. 16 Signed **Anthony "Pig" Miller** to a second 10-day contract.  
 Jan. 17 Signed **Devin Gray** to a second 10-day contract.  
 Jan. 23 Signed **Bill Curley** to a second 10-day contract.  
 Jan. 26 Signed **Anthony "Pig" Miller** for the remainder of the season.  
 Jan. 27 Signed **Devin Gray** for the remainder of the season.  
 Feb. 3 **Clyde Drexler's** #22 is retired by the Rockets organization.  
 Feb. 8 Signed **Martyn "Moochie" Norris** to 10-day contract.  
 Feb. 18 Signed **Martyn "Moochie" Norris** to a second 10-day contract.  
 Feb. 28 Signed **Martyn "Moochie" Norris** for the remainder of the season.

# Dates & Deals

**March 4** Signed Head Coach **Rudy Tomjanovich** to a contract extension.

**June 28** Selected **Joel Przybilla** with 9<sup>th</sup> pick and **Eduardo Najera** with the 38<sup>th</sup> pick in the 2000 NBA Draft. Acquired draft rights to **Jason Collier** (15<sup>th</sup> pick) and a future 1<sup>st</sup> round pick from Milwaukee for draft rights to **Joel Przybilla**. Acquired draft rights to **Dan Langhi** (31<sup>st</sup> pick) from Dallas for draft rights to **Eduardo Najera** and a future 2<sup>nd</sup> round pick.

**July 17** Signed **Jason Collier** and **Dan Langhi**.

**Aug. 2** Re-signed **Cuttino Mobley**.

**Aug. 25** Signed **Maurice Taylor**.

**Sept. 28** Acquired a conditional future 1<sup>st</sup> round pick or two future 2<sup>nd</sup> round picks from Chicago in exchange for **Bryce Drew**.

**Oct. 2** Signed **Stais Boseman**, **Lorenzo Johnson** and **Rayford Young**.

**Oct. 15** Waived **Lorenzo Johnson** and **Rayford Young**.

**Oct. 30** Waived **Stais Boseman**.

**Dec. 1** Signed General Manager **Carroll Dawson** to a multi-year contract extension.

**Dec. 8** Signed **Anthony "Pig" Miller**.

**Dec. 28** Waived **Anthony "Pig" Miller**.

## 2001

**Feb. 28** Signed **Sean Colson** to 10-day contract.

**Mar. 10** Signed **Sean Colson** to a second 10-day contract.

**Mar. 20** Signed **Sean Colson** for the remainder of the season.

**June 2** Traded the 22<sup>nd</sup> pick in the 2001 NBA Draft to Orlando in exchange for the 23<sup>rd</sup> pick. In accordance with the guidelines in the trade agreement, the Magic will accept the 18<sup>th</sup> pick in the draft from Phoenix and convey it to Houston.

**June 27** Selected **Richard Jefferson** (13<sup>th</sup> pick), **Jason Collins** (18<sup>th</sup> pick) and **Brandon Armstrong** (23<sup>rd</sup> pick) in the 2001 NBA Draft. Acquired draft rights to **Eddie Griffin** (7<sup>th</sup> pick) from New Jersey for draft rights to **Jefferson**, **Collins** and **Armstrong**. Acquired draft rights to **Terence Morris** (34<sup>th</sup> pick) from Atlanta for a future 1<sup>st</sup> round pick.

**July 2** Did not exercise team option on **Carlos Rogers**. In addition, **Shandon Anderson** and **Maurice Taylor** decided not to exercise player options on their contracts.

**Aug. 2** Acquired a future 1<sup>st</sup> round draft pick (**Bostjan Nachbar**) and a future 2<sup>nd</sup> round draft pick (**Tito Maddox**) from Toronto in exchange for **Hakeem Olajuwon**.

**Aug. 10** Acquired **Glen Rice** from the New York Knicks and the draft rights to **Kyle Hill** from the Dallas Mavericks in exchange for **Shandon Anderson**. As part of the deal, the New York Knicks receive **Anderson** from Houston and **Howard Eisley** from Dallas, while the Mavericks acquire **Tyrone "Muggsy" Bogues**.

**Aug. 17** Finalized the trade for **Glen Rice**, with the Rockets receiving future considerations from both Dallas and New York.

**Sept. 7** Exercised option on fourth year of **Steve Francis'** contract. Signed **Terence Morris**.

**Sept. 10** Signed **Oscar Torres**.

**Sept. 19** Signed **Eddie Griffin**. Promoted **Melvin Hunt** and **Dean Cooper** to assistant coaches.

**Sept. 26** Exercised the option on the fourth year of **Kenny Thomas'** contract. Signed **Tierre Brown** and **Ike Nwankwo**.

**Sept. 27** Signed **Darren Kelly**.

**Sept. 29** Signed **Marc Jackson** to an offer sheet, which was later matched by Golden State.

**Oct. 1** Signed **Damon Jones**.

**Oct. 9** Re-signed guard **Martyn "Moochie" Norris**.

**Oct. 22** Acquired **Kevin Willis** for the team's 2002 2<sup>nd</sup> round pick in a three-team trade with Denver and Milwaukee. As part of the deal, Denver received **Scott Williams** and a future 1<sup>st</sup> round draft pick from Milwaukee, while Milwaukee acquired **Aleksandar Radojevic** from Denver and Houston's draft pick.

**Oct. 25** Waived **Damon Jones**, **Darren Kelly** and **Ike Nwankwo**.

## 2002

**May 19** With **Steve Francis** serving as the team representative, the Rockets won the 2002 NBA Draft Lottery, earning the right to pick first in the 2002 NBA Draft.

**June 26** Selected **Yao Ming** (1<sup>st</sup> pick), **Bostjan Nachbar** (15<sup>th</sup> pick) and **Tito Maddox** (38<sup>th</sup> pick) in the 2002 NBA Draft.

**June 29** Did not exercise team option on **Oscar Torres**.

**July 11** Signed **Bostjan Nachbar**.

**Aug. 26** Signed **Steve Francis** to a contract extension.

**Sept. 12** Signed **Tito Maddox**.

**Sept. 25** Signed **Steve Goodrich** and **Pete Miceal**.

**Sept. 26** Signed **Tierre Brown** and **Oscar Torres**.

**Sept. 30** Signed **Juajuan Hawkins** and **Sonny Watson**.

**Oct. 1** Signed **Brandon Kurtz**.

**Oct. 16** Waived **Brandon Kurtz** and **Sonny Watson**.

**Oct. 21** Signed **Yao Ming**.

**Oct. 24** Waived **Oscar Torres** and **Steve Goodrich**.

**Oct. 25** Promoted **Keith Jones** and **Dennis Lindsey** to Vice Presidents of Basketball Operations.

**Oct. 28** Waived **Tierre Brown**.

**Nov. 9** **Hakeem Olajuwon's** #34 is retired by the Rockets organization.

**Dec. 18** Acquired **James Posey** in a three-team trade with the Denver Nuggets and the Philadelphia 76ers. As part of the deal, the Nuggets received **Mark Bryant**, **Art Long**, and a future 1<sup>st</sup> round pick from Philadelphia and a future 2<sup>nd</sup> round pick from Houston, while the 76ers received **Kenny Thomas** from Houston.

## 2003

**Jan. 8** Waived **Pete Miceal**.

**Mar. 16** **Rudy Tomjanovich** announced a leave of absence as head coach of the team due to bladder cancer, as assistant coach **Larry Smith** coached the Rockets for the final 17 games of the season.

**May 23** **Rudy Tomjanovich** resigned as head coach.

**June 11** **Jeff Van Gundy** hired as head coach.

**June 26** Selected **Malick Badiane** with the 44<sup>th</sup> pick in the 2003 NBA Draft.

## Dates & Deals

- June 31** Extended qualifying offer to restricted free agent **James Posey** (who later signed with Memphis). Elected not to exercise the team options on **Tito Maddox** and **Terence Morris**.
- July 2** **Steve Clifford**, **Andy Greer**, **Tom Thibodeau** and **Patrick Ewing** hired as assistant coaches.
- July 26** Signed **Eric Piatkowski**.
- Aug. 7** Signed **Adrian Griffin**.
- Sept. 8** Signed **Torrave Braggs**, **Ben Davis**, **Gabe Muoneke**, **Alex Scales** and **Mike Wilks**.
- Sept. 17** Signed **Peter Cornell**.
- Sept. 29** Signed **Melvin Sanders** and **Guy Rucker**.
- Sept. 30** Acquired **John Amaechi** and a future 2<sup>nd</sup> round pick from Utah in exchange for **Glen Rice**, future considerations and cash.
- Sept. 30** Waived **Melvin Sanders** and **Guy Rucker**. Signed **Jim Jackson**.
- Oct. 16** Suspended **Eddie Griffin**.
- Oct. 16** Signed **Anthony "Pig" Miller**.
- Oct. 17** Waived **Peter Cornell** and **Jameel Watkins**.
- Oct. 23** Waived **Anthony "Pig" Miller**, **Gabe Muoneke** and **Alex Scales**.
- Oct. 27** Placed **Ben Davis** (knee surgery), **Adrian Griffin** (knee surgery) and **Eric Piatkowski** (left ankle sprain) on the injured list.
- Oct. 27** Placed **Eddie Griffin** on suspended list.
- Oct. 28** Signed **Scott Padgett**.
- Oct. 30** Played the first regular season game in Toyota Center (102-85 win vs. Denver).
- Nov. 9** Signed **Alton Ford**.
- Nov. 19** Waived **Alton Ford**.
- Nov. 23** Waived **Torrave Braggs**.
- Nov. 23** Signed **Alton Ford**.
- Nov. 24** Activated **Eric Piatkowski**.
- Nov. 24** Placed **Mike Wilks** (right shoulder contusion) on the injured list.
- Dec. 11** Waived **Ben Davis**.
- Dec. 19** Waived **Eddie Griffin**.
- Dec. 23** Activated **Mike Wilks**.
- Dec. 23** Placed **John Amaechi** (viral infection/food poisoning) on the injured list.
- Dec. 30** Acquired **Clarence Weatherspoon** from New York in exchange for **John Amaechi** and **Martyn "Moochie" Norris**.

### 2004

- Jan. 7** Waived **Alton Ford**.
- Jan. 15** Signed **Mark Jackson**.
- Feb. 2** Suspended **Steve Francis** for one game.
- Feb. 4** Activated **Adrian Griffin**.
- Feb. 4** Placed **Mike Wilks** (right foot plantar fasciitis) on the injured list.
- Mar. 18** Signed **Charles Oakley** to 10-day contract.
- Mar. 18** Placed **Kelvin Cato** (left shoulder sprain) on the injured list.
- Mar. 26** Activated **Mike Wilks**.
- Mar. 26** Placed **Adrian Griffin** (right knee chondromalacia) on the injured list.
- Mar. 28** Signed **Charles Oakley** to a second 10-day contract.
- Apr. 6** Waived **Charles Oakley**.
- June 24** Selected **Luis Flores** with 55<sup>th</sup> pick in the 2004 NBA Draft. Acquired draft rights to **Vassilis Spanoulis** (50<sup>th</sup> pick) from Dallas for draft rights to **Luis Flores**.

- June 29** Acquired **Tracy McGrady**, **Juwan Howard**, **Tyronn Lue** and **Reece Gaines** from Orlando for **Steve Francis**, **Cuttino Mobley** and **Kelvin Cato**.
- Aug. 9** Signed **Charlie Ward** and **Bob Sura**.
- Sept. 1** Signed **Scott Padgett**.
- Sept. 8** Acquired **Dikembe Mutombo** from Chicago for **Adrian Griffin**, **Eric Piatkowski** and **Mike Wilks**.
- Sept. 16** Exercised the option on the fourth year of **Yao Ming's** contract.
- Sept. 29** Signed **Ryan Bowen**.
- Sept. 30** Signed **David Hawkins**, **Brooks Sales** and **Derrick Zimmerman**.
- Oct. 25** Waived **Brooks Sales**.
- Oct. 28** Waived **Derrick Zimmerman**. Signed **Andre Barrett**.
- Nov. 1** Waived **David Hawkins**. Placed **Andre Barrett** (left hamstring strain), **Reece Gaines** (left foot, plantar fasciitis) and **Bob Sura** (herniated disc) on the injured list.
- Nov. 23** Activated **Andre Barrett**. Placed **Ryan Bowen** (left knee tendinitis) on the injured list.
- Nov. 27** Activated **Bob Sura**. Placed **Charlie Ward** (bruised right knee) on the injured list.
- Dec. 2** Activated **Reece Gaines**. Placed **Tyronn Lue** (sore right knee) on the injured list.
- Dec. 4** Activated **Ryan Bowen**. Placed **Bostjan Nachbar** (plantar fasciitis, left foot) on the injured list.
- Dec. 15** Activated **Tyronn Lue**. Placed **Reece Gaines** (left ankle tendinitis) on the injured list.
- Dec. 22** Activated **Charlie Ward**. Placed **Andre Barrett** (left patellar tendinitis) on the injured list. Activated **Bostjan Nachbar**. Placed **Ryan Bowen** (left hip contusion) on the injured list.
- Dec. 23** Acquired **Jon Barry** from the Atlanta Hawks in exchange for **Tyronn Lue**.
- Dec. 26** Activated **Reece Gaines**. Placed **Charlie Ward** (right knee contusion) on the injured list.
- Dec. 27** Acquired **David Wesley** from the New Orleans Hornets in exchange for **Jim Jackson** and **Bostjan Nachbar**.

### 2005

- Jan. 2** Activated **Andre Barrett** and **Ryan Bowen**. Placed **Clarence Weatherspoon** (right calf strain) on the injured list.
- Jan. 16** Placed **Reece Gaines** (left ankle tendinitis) on the injured list. Signed **Brandin Knight** to 10-day contract.
- Jan. 18** Activated **Clarence Weatherspoon**. Placed **Maurice Taylor** (flu) on the injured list.
- Jan. 19** Signed **Rod Strickland**. Released **Brandin Knight**.
- Feb. 24** Waived **Rod Strickland**.
- Feb. 24** Placed **Bob Sura** (inflammation of scar tissue surrounding the vertebrae) and **Andre Barrett** (left ankle sprain) on the injured list.
- Feb. 24** Acquired **Mike James** and **Zendon Hamilton** from the Milwaukee Bucks in exchange for **Reece Gaines** and two future second-round draft picks.
- Feb. 24** Acquired **Vin Baker** and **Martyn "Moochie" Norris** from the New York Knicks in exchange for **Maurice Taylor**.

# Dates & Deals

- Feb. 24** Waived **Zendon Hamilton**.  
**Mar. 11** Activated **Bob Sura**. Placed "Moochie" **Norris** (left foot plantar fasciitis) on the injured list.  
**Mar. 19** Waived **Andre Barrett**. Signed **Torraye Bragg**.  
**Mar. 19** Placed **Juwan Howard** (right knee sprain) on the injured list.  
**June 28** Selected **Luther Head** with the 24<sup>th</sup> overall pick of the 2005 NBA Draft.  
**July 1** Signed **Luther Head**.  
**Aug. 2** Signed free agent **Stromile Swift**.  
**Aug. 5** Re-signed free agent **Ryan Bowen**.  
**Aug. 11** Re-signed free agent **Jon Barry**.  
**Aug. 15** Designated **Clarence Weatherspoon** for the amnesty (waiver) provision under NBA's new collective bargaining agreement. The provision allowed a team to remove a player's contract amount from the team's salary cap for purposes of calculating the luxury tax.  
**Aug. 23** Signed free agent **Derek Anderson**.  
**Aug. 26** Re-signed free agent **Dikembe Mutombo**.  
**Sept. 1** Signed **Yao Ming** to a multi-year contract extension.  
**Sept. 8** Signed free agent forward **Lonny Baxter**.  
**Sept. 29** **Bob Sura** underwent a successful arthroscopic procedure to remove loose particles in his right knee.  
**Oct. 3** Signed free agents **Dion Glover**, **Chuck Hayes** and **Keith Langford**.  
**Oct. 4** Acquired **Rafer Alston** from the Toronto Raptors in exchange for **Mike James**.  
**Oct. 7** Waived forward **Vin Baker**.  
**Oct. 12** Waived **Charlie Ward**.  
**Oct. 25** Waived **Chuck Hayes** and **Keith Langford**.  
**Oct. 28** Hired **Charlie Ward** as Assistant Coach/Player Development.  
**Nov. 22** **Bob Sura** underwent surgery to repair a ruptured disc in his back. Announced **Dion Glover** underwent knee surgery to repair a bone defect in his right knee.  
**Dec. 5** Waived **Dion Glover**.  
**Dec. 10** Signed **Stephen Graham**.  
**Dec. 19** **Yao Ming** underwent successful surgery to clean out an infection in his left big toe for a condition known as osteomyelitis, which is a common inflammation of the bone caused by bacteria.  
**Dec. 29** Signed free agent **Josh Davis** and waived **Stephen Graham**. After receiving a special exception from the NBA due to injuries, team signed **John Lucas III**.

## 2006

- Jan. 4** Waived **Josh Davis** and **John Lucas III**.  
**Jan. 8** Re-signed **John Lucas III** to 10-day contract.  
**Jan. 18** Signed **John Lucas III** to a second 10-day contract. After receiving another special exception from the NBA due to injuries, the Rockets also re-signed **Chuck Hayes** to 10-day contract.  
**Jan. 28** Signed **Chuck Hayes** for the remainder of the season. In addition, Houston's second 10-day contract for **John Lucas III** expired.  
**Feb. 9** Acquired **Keith Bogans** from the Charlotte Bobcats in exchange for **Lonny Baxter**.  
**Feb. 13** Acquired **Maciej Lampe** from the New Orleans/Oklahoma City Hornets in exchange for "Moochie" **Norris**.

- Feb. 23** Acquired **Gerald Fitch** from the Miami Heat in exchange for **Derek Anderson**.  
**Mar. 1** Waived **Jon Barry**.  
**Mar. 2** Claimed **Rick Brunson** off waivers from the Seattle SuperSonics.  
**Mar. 6** Assigned **Gerald Fitch** to the Austin Toros of the NBA D-League.  
**Mar. 13** Recalled and subsequently waived **Gerald Fitch** from the Austin Toros of the NBA D-League.  
**Mar. 20** Claimed **Richie Frahm** off waivers from the Minnesota Timberwolves.  
**Apr. 3** Named **Daryl Morey** as the team's Assistant General Manager, and will assume the General Manager position after the 2006-07 season.  
**Apr. 14** **Yao Ming** underwent successful surgery to repair a clean break of the fifth metatarsal bone in his left foot.  
**Apr. 28** Agreed to a multi-year contract extension with Rockets Vice President of Basketball Operations/Player Personnel **Dennis Lindsey**.  
**May 30** Announced that Rockets President & CEO **George Postolos** would resign effective June 30 to found The Postolos Group, a merchant firm focused on investment opportunities in the sports and entertainment field.  
**June 13** Picked up the option on the contract of **Chuck Hayes**.  
**June 28** Selected Connecticut forward **Rudy Gay** with the eighth overall selection in the 2006 NBA Draft. Added Marquette forward **Steve Novak** in the second round with the 32<sup>nd</sup> overall pick, which was previously acquired from the New York Knicks. Acquired the draft rights to forward **Lior Eliyahu** from the Orlando Magic for cash considerations. The Magic selected Eliyahu with 44<sup>th</sup> overall selection, which was a pick acquired by Orlando from the Milwaukee Bucks.  
**July 12** Acquired **Shane Battier** from the Memphis Grizzlies in exchange for **Stromile Swift** and the draft rights to **Rudy Gay**.  
**July 14** Acquired **Kirk Snyder** from the New Orleans/Oklahoma City Hornets in exchange for cash and future draft considerations.  
**July 19** Signed Greek guard **Vassilis Spanoulis** to a multi-year contract.  
**July 26** Signed second-round draft pick **Steve Novak** to a multi-year contract.  
**July 28** Signed free agent **John Lucas III** to a multi-year contract.  
**Aug. 4** Signed free agent **Kelenna Azubuike**.  
**Aug. 30** Assistant Coach **Patrick Ewing** announced his resignation from the team's coaching staff, citing a desire to spend more time with his family as a primary reason for his decision.  
**Sept. 5** Added free agents **Casey Jacobsen** and **Matt Haryasz**.  
**Oct. 2** Signed free agents **Scott Padgett** and **Bonzi Wells**.  
**Oct. 9** **Yao Ming** had the nail removed from his left big toe.  
**Oct. 19** Released **Matt Haryasz**.  
**Oct. 24** Waived **Kelenna Azubuike**.  
**Oct. 27** Waived **Ryan Bowen** and **Casey Jacobsen**. Picked up the options on the contracts of **Luther Head** and **Kirk Snyder**.

## Dates & Deals

- Oct. 30** Houston Rockets Owner **Leslie Alexander** named **Tad Brown** as CEO of the Houston Rockets and Clutch City Sports & Entertainment.
- Nov. 21** **Kirk Snyder** underwent a successful surgical procedure to repair a spiral fracture of the second metacarpal bone in his right hand.

### 2007

- Feb. 13** Acquired **Jake Tsakalidis** from the Memphis Grizzlies in exchange for **Scott Padgett**.
- Apr. 16** **Carroll Dawson** was honored by Owner **Leslie Alexander** with "Carroll Dawson Tribute Night," where a banner bearing his name was hung from the rafters of Toyota Center in honor of Dawson's 27 seasons with the Rockets organization as General Manager and as an assistant coach.
- May 10** Owner **Leslie Alexander** announced that **Daryl Morey** officially assumed his role as General Manager of the franchise. Morey took over the position from retiring General Manager **Carroll Dawson**, who remained with the Rockets as a Senior Consultant.
- May 18** Announced that the Rockets and Head Coach **Jeff Van Gundy** had decided to part ways.
- May 23** Owner **Leslie Alexander** named **Rick Adelman** as the 11<sup>th</sup> head coach in team history.
- June 14** Acquired **Mike James** and **Justin Reed** from the Minnesota Timberwolves in exchange for **Juwan Howard**.
- June 19** Announced the hiring of **Elston Turner**, **Jack Sikma**, **T.R. Dunn** and **R.J. Adelman** as assistant coaches.
- June 25** Announced **Bonzi Wells** elected to opt in to the final year of his current contract. In addition, Rockets announced the signing of radio play-by-play man **Gene Peterson** and analyst **Jim Foley** to contract extensions through the 2007-08 season, which signified the final year for each as a member of the Rockets broadcast team. Peterson marks his 33<sup>rd</sup> season as the "Voice of the Rockets" while Foley enters his 36<sup>th</sup> year with the franchise.
- June 28** Selected Oregon guard **Aaron Brooks** in the first round (26<sup>th</sup> overall) of the 2007 NBA Draft. Houston then sent a future second-round selection and cash considerations to Seattle for the draft rights to Purdue forward **Carl Landry**, who was chosen by the SuperSonics in the second round (31<sup>st</sup> overall) with a pick previously acquired from the Memphis Grizzlies. The Rockets also acquired a second-round selection (54<sup>th</sup> overall) from the Orlando Magic for cash considerations, which Houston used to draft Australian guard **Brad Newley**. The pick was originally obtained by the Magic from the Cleveland Cavaliers.
- July 7** Signed first-round draft pick **Aaron Brooks** to a multi-year contract.
- July 12** Obtained the draft rights to Argentinean forward **Luis Scola** along with **Jackie Butler** from San Antonio in exchange for **Vassilis Spanoulis**, a second-round pick in the 2009 NBA Draft and other considerations going to the Spurs.

- July 13** Signed free agent **Mike Harris** to a non-guaranteed contract.
- July 17** Signed **Luis Scola** to a contract.
- July 20** Announced the signing of free agent **Steve Francis**.
- July 23** **Keith Garnett** announced as Rehabilitation & Performance Coordinator/Assistant Athletic Trainer.
- July 24** Officially announced the promotion of **Anthony Nila** to equipment manager.
- Aug. 3** Re-signed restricted free agent forward **Chuck Hayes**.
- Aug. 8** Announced the promotions of **Dean Cooper** to Vice President of Player Personnel and **Gersson Rosas** to Director of Scouting. In addition to the promotions, the Rockets named **Phil Jabour** as Personnel Video Coordinator. Promoted **Keith Jones** to Senior Vice President of Basketball Operations/Athletic Trainer.
- Sept. 5** Announced the promotion of **Sam Hinkie** to Vice President of Basketball Operations.
- Oct. 1** Re-signed free agent **Dikembe Mutombo** and signed **Carl Landry**. Rockets also announced the hiring of **Kenny Atkinson** as Director of Player Development and the addition of **Pat Zipfel** as an advance scout.
- Oct. 22** Waived **Mike Harris**.
- Oct. 29** Waived **Jackie Butler**, **John Lucas**, **Justin Reed** and **Bob Sura**.
- Oct. 31** Picked up the option on the contract of **Luther Head**.
- Nov. 11** **Steve Novak** was assigned to Houston's NBA Development League affiliate, Rio Grande Valley Vipers.
- Dec. 6** Assigned **Aaron Brooks** to the Rio Grande Valley Vipers of the NBA D-League.
- Dec. 14** Recalled **Aaron Brooks** from Rio Grande Valley of the D-League.
- Dec. 16** **Steve Novak** also recalled from Rio Grande Valley of the D-League.

### 2008

- Feb. 21** Acquired **Bobby Jackson** and **Adam Haluska** from New Orleans, as well as a second-round draft pick in the 2008 NBA Draft as part of a three-team trade between the Rockets, Hornets and Memphis Grizzlies. The trade had the Rockets sending **Mike James** and **Bonzi Wells** to the Hornets. To complete the deal, **Marcus Vinicius** was sent from New Orleans to Memphis, with the Rockets then acquiring the draft rights to **Sergei Lishouk** from the Grizzlies in exchange for the draft rights to **Malik Badiane**, who was Houston's second-round pick in the 2003 NBA Draft. The Rockets also acquired **Gerald Green** from the Minnesota Timberwolves in exchange for **Kirk Snyder**, Houston's 2010 second-round NBA Draft pick and cash considerations.
- Feb. 26** Signed **Bobby Jones** to a 10-day contract and waived **Adam Haluska**. **Steve Francis** also underwent successful surgery to repair a torn quadriceps tendon in his right knee.
- Mar. 3** **Yao Ming** underwent successful surgery to repair a stress fracture in the tarsal navicular bone in his left foot.

# Dates & Deals

- Mar. 7** Signed **Justin Williams** to a 10-day contract following the expiration of a 10-day contract for **Bobby Jones**.
- Mar. 8** Signed **Mike Harris** to a 10-day contract and waived **Gerald Green**.
- Mar. 17** The 10-day contract for **Justin Williams** expired with the Rockets.
- Mar. 18** Signed **Mike Harris** to a second 10-day contract.
- Mar. 21** Signed **Loren Woods** to a 10-day contract.
- Mar. 29** Signed **Mike Harris** for the remainder of the season.
- Apr. 1** Rockets signed **Loren Woods** to a second 10-day contract.
- Apr. 11** Rockets Owner **Leslie Alexander** honored **Hakeem "The Dream" Olajuwon** for his many contributions to the Rockets organization with the unveiling of a commissioned bronze sculpture in front of Toyota Center. The Rockets also signed **Loren Woods** for the remainder of the season.
- May 6** **Tracy McGrady** underwent a pair of arthroscopic surgical procedures in order to clean out loose bodies in the joints of his left knee and left shoulder.
- May 7** **Steve Francis** elected to pick up the player option on the final year of his current contract.
- May 9** **Rafer Alston** underwent successful surgery to repair ligament and tendon damage in his right ankle. **Shane Battier** also underwent successful arthroscopic surgery in order to remove bone spurs in his left ankle.
- June 26** In the 2008 NBA Draft, Houston traded the draft rights to **Nicolas Batum** (25<sup>th</sup> overall pick) to the Portland Trail Blazers for the draft rights to **Darrell Arthur** (27<sup>th</sup> overall pick) and **Joey Dorsey** (33<sup>rd</sup> overall pick). The Rockets then sent the draft rights for Arthur to the Grizzlies for the draft rights to **Donté Greene** (28<sup>th</sup> overall pick) and Memphis' 2009 second-round pick. Houston took **Maarty Leunen** (54<sup>th</sup> overall pick) with its own selection in the second round. Extended qualifying offer to restricted free agent **Carl Landry**.
- June 29** Picked up the option on the contract of **Steve Novak**.
- July 10** Signed free agent **Brent Barry** to a two-year contract.
- July 14** Signed rookie **Donté Greene** to a multi-year deal.
- Aug. 6** Traded **Steve Novak** to the L.A. Clippers for future draft considerations.
- Aug. 13** Waived **Loren Woods**.
- Aug. 14** Acquired **Ron Artest**, **Patrick Ewing Jr.** and **Sean Singletary** from the Sacramento Kings in exchange for **Bobby Jackson**, **Donté Greene**, Houston's 2009 first-round draft pick and other considerations.
- Aug. 21** Hired **Brett Gunning** as Director of Player Development.
- Aug. 25** Acquired **D.J. Strawberry** from the Phoenix Suns in exchange for **Sean Singletary**.
- Aug. 28** **Chuck Hayes** underwent successful surgery to repair a broken nose sustained during a workout.
- Aug. 29** Acquired draft rights to **Frederic Weis** from the New York Knicks in exchange for **Patrick Ewing Jr.**

- Sept. 3** Announced the promotion of **Gersson Rossas** to Director of Player Personnel and the hiring of **Arturas Kamisovas** as Director of Global Scouting & International Affairs.
- Sept. 10** Announced hirings of **Gerald Madkins** as Director of Scouting and **Shawn Respert** as Director of Player Programs.
- Sept. 29** Officially matched the offer sheet to **Carl Landry** from the Charlotte Bobcats and came to terms on a contract with **Joey Dorsey**. Team also signed **Marcus Campbell** and **Von Wafer**.
- Oct. 5** Waived **Marcus Campbell**.
- Oct. 23** Waived **Mike Harris**.
- Oct. 24** Waived **D.J. Strawberry**.
- Oct. 30** Picked up the option on the contract of **Aaron Brooks**.
- Dec. 16** **Leslie Alexander** and the Rockets family honored **Gene Peterson** and **Jim Foley** with a private pre-game reception and a special tribute ceremony at halftime of the Rockets-Nuggets game, which included naming Toyota Center's Media Center after the long-time broadcast duo. Peterson and Foley stepped aside from the microphones at the end of the 2007-08 season following an amazing 21 years together on the Rockets Radio Network.
- Dec. 24** Acquired a conditional second-round pick in 2011 from the Memphis Grizzlies in exchange for **Steve Francis**, a 2009 second-round pick and cash considerations. The second-round pick going back to Memphis was originally acquired by the Rockets from the Grizzlies on 2008 NBA Draft night (6/26/08).
- Dec. 26** Assigned **Joey Dorsey** to Houston's NBA D-League affiliate the Rio Grande Valley Vipers.
- Dec. 31** Re-signed unrestricted free agent **Dikembe Mutombo**.

## 2009

- Jan. 10** Recalled **Joey Dorsey** from Rio Grande Valley on a rehabilitation assignment.
- Feb. 19** Acquired **Kyle Lowry** from Memphis and **Brian Cook** from Orlando as part of a three-team trade. The deal had the Rockets sending **Rafer Alston** to the Magic, while the Grizzlies received a first-round draft selection from Orlando in the 2009 NBA Draft along with **Adonal Foyle** and **Mike Wilks**.
- Feb. 24** **Tracy McGrady** underwent season-ending microfracture surgery on his left knee.
- Feb. 28** Waived **Luther Head**.
- Mar. 3** Signed **James White** to a 10-day contract on a GATORADE Call-Up from the Anaheim Arsenal of the NBA D-League.
- Mar. 13** Signed **James White** to a second 10-day contract.
- Mar. 23** Signed **James White** to a multi-year contract.
- Apr. 27** **Dikembe Mutombo** underwent successful surgery to repair a ruptured quadricep tendon in his left knee.
- May 21** Picked up the option on the contracts for assistant coaches **Elston Turner**, **Jack Sikma**, **T.R. Dunn** and **R.J. Adelman**.
- June 22** **Brian Cook** exercised player option on his contract for 2009-10.

## Dates & Deals

- June 25** Obtained the draft rights to three second-round picks in the 2009 NBA Draft, acquiring the rights to Central Florida guard **Jermaine Taylor** (32<sup>nd</sup> overall) from the Washington Wizards and Spanish guard **Sergio Llull** (34<sup>th</sup> overall) from the Denver Nuggets each in exchange for cash considerations. Also acquired the rights to Arizona forward **Chase Budinger** (44<sup>th</sup> overall) from the Detroit Pistons for a future second-round pick and cash considerations.
- June 29** Became the first NBA team to enter into a single-affiliation partnership with their NBA D-League affiliate. Under terms of the agreement, the Rockets assumed responsibility of the Rio Grande Valley Vipers basketball operations while the local ownership group continued overseeing the team's business operations.
- July 8** Signed free agent **Trevor Ariza** using the Disabled Player Exception granted by the NBA for **Yao Ming**.
- July 10** Announced the hiring of **Darryl Eto** to the newly created position of Director of Strength & Conditioning.
- July 14** Acquired the rights to **David Andersen** from the Atlanta Hawks in exchange for cash and future considerations.
- July 21** **Yao Ming** underwent successful surgery to repair the broken bone in his left foot.
- Aug. 5** Signed **Jermaine Taylor** to a multi-year contract.
- Aug. 12** Came to terms on a multi-year deal with **David Andersen**.
- Aug. 13** Signed **Chase Budinger** to a multi-year contract.
- Sept. 3** Inked free agent **Pops Mensah-Bonsu**.
- Sept. 17** Announced the promotion of **Gersson Rosas** to Vice President of Player Personnel.
- Sept. 22** Traded **James White** to the Denver Nuggets in exchange for the draft rights to **Axel Hervelle**. Also signed free agent guards **Will Conroy** and **Garrett Temple**.
- Sept. 25** Owner **Leslie Alexander** announced the re-signing of **Daryl Morey** as the team's General Manager and Managing Director of Basketball Operations.
- Sept. 30** Signed **Romel Beck**.
- Oct. 7** Announced Vice President of Player Personnel **Gersson Rosas** has also been named General Manager of the team's NBA Development League affiliate the Rio Grande Valley Vipers.
- Oct. 21** Waived **Romel Beck** and **Garrett Temple**.
- Oct. 22** Released **Will Conroy**.
- Oct. 23** Waived **Brent Barry**.
- Oct. 30** Picked up the option on the contract of **Aaron Brooks**.
- Nov. 13** Assigned **Joey Dorsey** to Houston's single-affiliation NBA D-League partner Rio Grande Valley Vipers. Waived **Pops Mensah-Bonsu**.
- Dec. 23** Signed **Mike Harris** as a GATORADE Call-Up from the D-League Rio Grande Valley Vipers.
- 2010**
- Jan. 6** Waived **Mike Harris**.
- Jan. 13** Recalled **Joey Dorsey** from Rio Grande Valley.
- Jan. 28** Assigned **Jermaine Taylor** to Rio Grande Valley. Signed **Will Conroy** from the Vipers to a 10-day contract.
- Feb. 4** Recalled **Jermaine Taylor** from Rio Grande Valley.
- Feb. 8** The 10-day contract for **Will Conroy** expired. Signed GATORADE Call-Up **Garrett Temple** from Rio Grande Valley to a 10-day contract.
- Feb. 18** Acquired **Kevin Martin** and **Hilton Armstrong** from the Sacramento Kings, as well as **Jordan Hill**, **Jared Jeffries** and draft considerations from the New York Knicks as part of a three-team, nine-player trade. The Rockets traded **Tracy McGrady** to New York, while sending **Carl Landry**, **Joey Dorsey** and cash considerations to Sacramento. The 10-day contract for **Garrett Temple** expired.
- Feb. 19** Re-assigned **Jermaine Taylor** to Rio Grande Valley.
- Feb. 20** Waived **Brian Cook** and signed **Garrett Temple** to a second 10-day contract.
- Feb. 23** Recalled **Jermaine Taylor** from Rio Grande Valley.
- Mar. 2** The 10-day contract for **Garrett Temple** expired. Signed **Will Conroy** to a second 10-day contract, marking Conroy's fifth-career GATORADE Call-Up to the NBA.
- Mar. 11** The second 10-day contract for **Will Conroy** expired.
- Mar. 17** Re-assigned **Jermaine Taylor** to Rio Grande Valley.
- Mar. 22** Promoted **Sam Hinkie** to Executive Vice President of Basketball Operations.
- Mar. 24** Recalled **Jermaine Taylor** from Rio Grande Valley. Signed **Mike Harris** from the Vipers for the remainder of the season, marking his third GATORADE Call-Up to the NBA in 2009-10.
- Apr. 9** Waived **Hilton Armstrong** and signed GATORADE Call-Up **Alexander Johnson** of the D-League's Sioux Falls Skyforce for the remainder of the season.
- Apr. 13** Assigned **Mike Harris** to Rio Grande Valley.
- June 24** Selected Kentucky forward **Patrick Patterson** in the first round (14<sup>th</sup> overall) of the 2010 NBA Draft.
- June 29** **Yao Ming** announced that he has elected to forgo the early termination option on his contract.
- June 30** Extended qualifying offers to **Kyle Lowry** and **Luis Scola**. Exercised a team option to extend the contract of **Chuck Hayes** to include the 2010-11 season.
- July 14** Signed **Patrick Patterson** to a multi-year deal.
- July 20** Inked free agent **Brad Miller** to a multi-year contract.
- July 21** Signed restricted free agent **Luis Scola** to a multi-year deal and officially matched the offer sheet that restricted free agent **Kyle Lowry** signed with the Cleveland Cavaliers on July 14.
- July 28** Traded **David Andersen** to the Toronto Raptors along with cash considerations in exchange for a future second-round pick.
- Aug. 11** Acquired **Courtney Lee** from the New Jersey Nets in a four-team, five-player trade that sent **Trevor Ariza** to the New Orleans Hornets.
- Aug. 23** Signed free agent **Ishmael Smith**.
- Aug. 25** Announced the naming of **Jason Biles** to the position of Director of Performance Rehabilitation/Associate Athletic Trainer.
- Sept. 22** Signed **Antonio Anderson** and **Jordan Egsieder**.

## Dates & Deals

- Sept. 25** Added **Patrick Sullivan** to training camp roster.
- Oct. 7** Waived **Jordan Eglseider** and **Patrick Sullivan**.
- Oct. 8** Hired **David Patrick** as a Personnel Scout.
- Oct. 12** Signed **Jerel McNeal** to preseason roster.
- Oct. 18** Waived **Antonio Anderson**, **Mike Harris**, **Alexander Johnson** and **Jerel McNeal**.
- Oct. 29** Picked up the second-year option on the contract of **Jordan Hill** and the third-year option on **Courtney Lee**.
- Nov. 9** Assigned **Patrick Patterson** to Houston's single-affiliation NBA D-League partner Rio Grande Valley Vipers.
- Dec. 13** Recalled **Patrick Patterson** from the Vipers.
- Dec. 15** Acquired **Terrence Williams** from the New Jersey Nets in exchange for a lottery protected 2012 first-round pick, which was part of a deal involving the Rockets, Nets and L.A. Lakers. As part of the three-team trade, the Rockets also sent the Lakers the draft rights to **Sergei Lishouk**. In a separate trade, the team sent **Jermaine Taylor** and cash considerations to the Sacramento Kings for a conditional second-round draft pick.

### 2011

- Jan. 6** **Yao Ming** underwent a successful surgical procedure to repair a stress fracture of the medial malleolus in his left ankle.
- Jan. 17** Assigned **Ishmael Smith** to the Rio Grande Valley Vipers.
- Jan. 24** Recalled **Ishmael Smith** from the Vipers.
- Feb. 1** Re-assigned **Ishmael Smith** to the Vipers.
- Feb. 7** Recalled **Ishmael Smith** from the Vipers.
- Feb. 24** Acquired **Hasheem Thabeet**, **DeMarre Carroll** and a future first-round draft pick from the Memphis Grizzlies in exchange for **Shane Battier** and **Ishmael Smith**. Houston also acquired **Goran Dragic** and draft considerations from the Phoenix Suns for **Aaron Brooks**.
- Feb. 25** Waived **Jared Jeffries**.
- Mar. 15** **Terrence Williams** underwent a minor surgical procedure to alleviate discomfort related to a lower abdominal distress.
- Mar. 21** Assigned **Hasheem Thabeet** to the Vipers.
- Mar. 23** Signed **Mike Harris** to a 10-day contract.
- Apr. 2** Inked **Mike Harris** to a second 10-day contract.
- Apr. 11** Signed **Marcus Cousin** to a multi-year contract and assigned him to Houston's single-affiliation NBA D-League partner Rio Grande Valley. Recalled **Hasheem Thabeet** from the Vipers and waived **DeMarre Carroll**.
- Apr. 13** Signed **Marqus Blakely** to a multi-year contract and the second 10-day contract for **Mike Harris** expired.
- Apr. 15** **Luis Scola** underwent a successful arthroscopic procedure to remove loose bodies in his left knee.
- Apr. 18** Rockets and Head Coach **Rick Adelman** mutually agreed to part ways.
- June 1** Named **Kevin McHale** as the 12<sup>th</sup> head coach in team history.

- June 23** Selected Kansas forward **Marcus Morris** with the 14<sup>th</sup> overall pick in the 2011 NBA Draft. Acquired from Minnesota the contract of **Jonny Flynn**, the draft rights to Lithuanian forward **Donatas Motiejunas** (20<sup>th</sup> overall pick) and the Timberwolves 2012 second-round selection in exchange for the contract of **Brad Miller**, the rights to Montenegro forward **Nikola Mirotic** (23<sup>rd</sup> overall pick), a future first-round pick and cash considerations. Selected Florida forward **Chandler Parsons** with the 38<sup>th</sup> overall pick in the 2011 NBA Draft.
- June 28** Picked up the team option on the contract of **Goran Dragic**.
- July 15** Hired **Kelvin Sampson** as lead assistant coach, as well as **John-Blair "J.B." Bickerstaff**, **Chris Finch** and **Brett Gunning** as assistant coaches.
- July 20** **Yao Ming** announced that he has retired from the NBA.
- July 29** Added **Greg Buckner** as a player development coach.
- Dec. 11** Invited **Casey Mitchell** to the team's 2011 training camp.
- Dec. 12** Signed first-round draft pick **Marcus Morris**. Rockets also announced that they claimed **Jeremy Lin** off waivers from the Golden State Warriors. In addition, inked training camp invitee **Ibrahim Jaaber**.
- Dec. 13** Signed training camp invitees **Omar Samhan**, **Damian Saunders** and **Greg Smith**. Waived guard **Casey Mitchell**.
- Dec. 15** Waived **Damian Saunders**.
- Dec. 17** Signed second-round draft pick **Chandler Parsons**.
- Dec. 19** Waived **Ibrahim Jaaber** and **Omar Samhan**.
- Dec. 21** Signed free agent **Jeff Adrien**.
- Dec. 22** Waived **Greg Smith**.
- Dec. 24** Waived **Marqus Blakely**, **Marcus Cousin** and **Jeremy Lin**. Rockets also renounced the rights to **Frederic Weis**.
- Dec. 26** Signed unrestricted free agent **Samuel Dalembert**.

### 2012

- Jan. 3** Assigned **Marcus Morris** to Houston's single-affiliation NBA D-League partner Rio Grande Valley Vipers.
- Feb. 7** Waived **Jeff Adrien**.
- Feb. 8** Signed **Greg Smith** from Rio Grande Valley, marking the first D-League GATORADE Call-Up of his career.
- Feb. 9** Assigned **Greg Smith** back to the Vipers.
- Feb. 19** Recalled **Greg Smith** from Rio Grande Valley.
- Feb. 20** Recalled **Marcus Morris** from the Vipers.
- Mar. 15** Acquired **Marcus Camby** from the Portland Trail Blazers in exchange for **Jonny Flynn**, **Hasheem Thabeet** and a 2012 second-round pick (via Minnesota). In a separate deal, the Rockets acquired **Derek Fisher** and a 2012 first-round pick from the L.A. Lakers (via Dallas) in exchange for **Jordan Hill**.
- Mar. 16** Waived **Terrence Williams**.
- Mar. 17** Signed **Courtney Fortson** of the D-League's L.A. D-Fenders to a 10-day contract, marking his second GATORADE Call-Up of the season.
- Mar. 19** Waived **Derek Fisher**.
- Mar. 21** Re-assigned **Greg Smith** back to Rio Grande Valley.



## Dates & Deals

- Mar. 26** Signed **Earl Boykins** to a 10-day contract.
- Mar. 27** Signed **Malcolm Thomas** of the D-League's L.A. D-Fenders to a 10-day contract, marking his second GATORADE Call-Up of the season. Rockets also inked **Courtney Fortson** for the remainder of the season.
- Mar. 30** Assigned **Malcolm Thomas** to the Vipers.
- Apr. 5** Inked **Earl Boykins** to a second 10-day contract. Houston also assigned **Courtney Fortson** to Rio Grande Valley.
- Apr. 6** The 10-day contract for **Malcolm Thomas** expired.
- Apr. 8** **Courtney Fortson** and **Greg Smith** rejoined the Rockets following the conclusion of Rio Grande Valley's season.
- Apr. 12** Signed **Diamon Simpson**.
- Apr. 15** Signed **Earl Boykins** for the remainder of the season.
- May 1** **Kyle Lowry** underwent successful surgery to correct a sports hernia.
- June 26** Acquired the 18<sup>th</sup> overall pick in the 2012 NBA Draft from the Minnesota Timberwolves in exchange for **Chase Budinger** and the draft rights to **Lior Eliyahu**. The 18<sup>th</sup> selection was a pick originally acquired by Minnesota from the Utah Jazz.
- June 27** Traded up to the 12<sup>th</sup> overall pick in the 2012 NBA Draft while acquiring **Jon Brockman**, **Jon Leuer** and **Shaun Livingston** from the Milwaukee Bucks in exchange for **Samuel Dalembert**, the 14<sup>th</sup> overall pick in the 2012 NBA Draft, a future second-round pick and cash considerations.
- June 28** Selected Connecticut guard/forward **Jeremy Lamb** (12<sup>th</sup> overall), Iowa State forward **Royce White** (16<sup>th</sup> overall) and Kentucky forward **Terrence Jones** (18<sup>th</sup> overall) in the 2012 NBA Draft.
- June 29** Acquired the draft rights to Turkish forward **Furkan Aldemir** (53<sup>rd</sup> overall) from the L.A. Clippers as part of a four-team trade involving the Clippers, the Dallas Mavericks and the Utah Jazz.
- July 6** Signed **Donatas Motiejunas** to a multi-year contract.
- July 11** Acquired a future lottery pick and **Gary Forbes** from the Toronto Raptors in exchange for **Kyle Lowry**. The Rockets then agreed to a sign-and-trade with **Marcus Camby**, which sent him to the New York Knicks in exchange for **Toney Douglas**, **Josh Harrellson**, **Jerome Jordan**, second-round draft picks in 2014 and 2015, as well as cash considerations.
- July 13** Waived **Luis Scola** and designated him as the team's amnesty player under the new CBA.
- July 14** Inked New York Knicks restricted free agent **Jeremy Lin** to an offer sheet.
- July 17** Announced the signing of **Jeremy Lin** after New York chose not to match Houston's offer sheet.
- July 18** Waived **Jerome Jordan** and **Jon Leuer**.
- July 20** Agreed to a sign-and-trade with **Courtney Lee**, which sent him to the Boston Celtics as part of a three-team trade. The Rockets received from Boston a Charlotte Bobcats second-round draft pick in the 2013 NBA Draft, **JaJuan Johnson**, **E'Twaun Moore** and **Sean Williams**. The pick was previously acquired by Boston via the Oklahoma City Thunder. Houston also acquired the rights to **Jon Diebler** from the Portland Trail Blazers. Houston subsequently waived **E'Twaun Moore**.
- July 21** Signed Chicago Bulls restricted free agent **Omer Asik** to an offer sheet.
- July 24** Added **Omer Asik** after the Chicago Bulls chose not to match Houston's offer sheet.
- July 26** Announced the signing of 2012 first-round picks **Jeremy Lamb**, **Royce White** and **Terrence Jones**.
- Aug. 15** Waived **Josh Harrellson**.
- Aug. 20** Signed unrestricted free agent **Carlos Delfino** from the Milwaukee Bucks.
- Aug. 27** Waived **Sean Williams**.
- Sept. 5** Waived **Diamon Simpson**.
- Sept. 6** Promoted **Gerson Rosas** to the title of Executive VP of Basketball Operations.
- Sept. 7** Signed rookie free agent **Scott Machado**.
- Sept. 20** Waive **Courtney Fortson**.
- Sept. 24** Signed rookie free agents **Kyle Fogg** and **Demetri McCamey**.
- Sept. 25** Announced the hiring of **Dean Cooper** as assistant coach, **Jesse Mermuys** as assistant coach/Director of Player Development, **Gianluca Pascucci** as Director of Player Personnel/RGV Assistant GM, and **Jason Staudt** as NBA advance scout. In addition, the Rockets promoted **Jim Paulis** to personnel scout/ RGV Director of Scouting.

# A NEW AGE



# Rockets in the Draft

## Rockets Top Draft Selections

Year	Player, College	Round	No.
1967	Pat Riley, Kentucky	1	7
1968	Elvin Hayes, Houston	1	1
1969	Bobby Smith, Tulsa	1	6
1970	Rudy Tomjanovich, Michigan	1	2
1971	Cliff Meely, Colorado	1	7
1972	John Gianelli, Pacific	2	20
1973	Ed Ratleff, Long Beach State	1	6
1974	Bobby Jones, North Carolina	1	5
1975	Joe Meriweather, Southern Illinois	1	11
1976	John Lucas, Maryland	1	1
1977	Larry Moffett, Nevada-Las Vegas	2	34
1978	Buster Matheny, Utah	2	28
1979	Lee Johnson, East Texas State	1	17
1980	John Stroud, Mississippi	2	27
1981	Ed Turner, Texas A&I	2	45
1982	Terry Teagle, Baylor	1	16
1983	Ralph Sampson, Virginia	1	1
1984	Hakeem Olajuwon, Houston	1	1
1985	Steve Harris, Tulsa	1	19
1986	Buck Johnson, Alabama	1	20
1987	Doug Lee, Purdue	2	35
1988	Derrick Chievous, Missouri	1	16
1989	None		
1990	Alec Kessler, Georgia	1	12(a)
1991	John Turner, Phillips	1	20
1992	Robert Horry, Alabama	1	11
1993	Sam Cassell, Florida State	1	24
1994	Albert Burditt, Texas	2	53
1995	Erik Meek, Duke	2	41
1996	Othella Harrington, Georgetown	2	30
1997	Rodrick Rhodes, USC	1	24
1998	Michael Dickerson, Arizona	1	14
1999	Kenny Thomas, New Mexico	1	22
2000	Joel Przybilla, Minnesota	1	9(b)
2001	Richard Jefferson, Arizona	1	15(c)
2002	Yao Ming, China	1	1
2003	Malick Badiane, Senegal	2	44
2004	Luis Flores, Manhattan	2	55(d)
2005	Luther Head, Illinois	1	24
2006	Rudy Gay, Connecticut	1	8(e)
2007	Aaron Brooks, Oregon	1	26
2008	Nicolas Batum, France	1	25(f)
2009	None		
2010	Patrick Patterson, Kentucky	1	14
2011	Marcus Morris, Kansas	1	14
2012	Jeremy Lamb, Connecticut	1	12

(a) Rights traded to Miami for Dave Jamerson and Carl Herrera.

(b) Rights traded to Milwaukee for the draft rights to Jason Collier and a future number one pick.

(c) Rights traded to New Jersey along with the rights to Jason Collins and Brandon Armstrong for the rights to Eddie Griffin.

(d) Rights traded to Dallas for the rights to Vassilis Spanoulis.

(e) Rights traded to Memphis along with Stromile Swift for Shane Battier.

(f) Rights traded to Portland for the rights to Darrell Arthur and Joey Dorsey. Rockets then sent the rights for Arthur to Memphis for the rights to Donté Greene and Memphis' 2009 second-round pick.

## 1967

### Rd. Player, College

1. Pat Riley, Kentucky
2. Bob Netolicky, Drake
3. Richie Moore, Hiram Scott (NE)
3. Nick Jones, Oregon

4. Ron Kozlicki, Northwestern
4. Craig Dill, Michigan
5. Herb McPherson, Murray State
6. Robert Cole, Saint Louis
7. Elbert Miller, Nevada-Las Vegas
8. Al Grundy, St. Joseph's (PA)
9. Ron Coleman, Missouri
10. John Duncan, Murray State
11. Al Ratzutis, California-Western
12. Martin Navia, New Mexico-Highlands
13. Bob Chlupsa, Manhattan
14. John Tolbert, South Carolina A&T

## 1968

1. Elvin Hayes, Houston
2. John Q. Trapp, Nevada-Las Vegas
3. Stu Lantz, Nebraska
4. Harry Barnes, Northeastern
5. Glen Combs, Virginia Tech
6. Eldridge Webb, Tulsa
7. Rick Adelman, Loyola-Marymount
8. Aaron Sellers, Jackson State
9. John Schetzsie, Ashland
10. Mike Butler, Memphis State
11. Sonny Epps, Clark (GA)
12. Ray Manning, Lane (TN)
13. Dave Miller, San Diego State
14. Chuck Caldwell, Missouri-St. Louis
15. Bill Corley, Connecticut
16. Marshall Evans, Lincoln
17. William Gaines, East Texas State
18. Hal Grant, Pepperdine

## 1969

1. Bobby Smith, Tulsa
2. Bernie Williams, LaSalle
3. Charles Bonaparte, Norfolk State
4. Johnny Allen, Bethune-Cookman
5. Charles Hentz, Arkansas A&M
6. Bob Tallent, George Washington
7. Lynn Shackelford, UCLA
8. Bill DeHeer, Indiana
9. Larry Cheatham, Tulsa
10. Lee Sims, Ashland
11. Justis Thigpen, Weber State
12. Raul Duarte, South Dakota State
13. Joe McBride, Augusta
14. Mike Heckman, UC Irvine
15. Jerry Nickens, Tougaloo
16. Dick Groves, San Jose State
17. Steve Howell, Ohio State
18. Joe Pridgen, North Carolina State
19. Blaine Royer, Illinois State

## 1970

1. Rudy Tomjanovich, Michigan
2. Calvin Murphy, Niagara
3. Curtis Perry, SW Missouri
4. Jody Finney, Ohio State
5. Jim Gilbert, Adams State
6. Mike Kretzer, East Tennessee
7. Bill Paultz, St. John's
8. Don Adams, Northwestern
9. Jim Gottschall, Dayton
10. Toke Coleman, Eastern Kentucky
11. Ron Belton, Bellarmine
12. Jim Brooks, Nebraska
13. Harry Lozon, Old Dominion
14. Clyde Otis, Aurora (IL)
15. Jay Bond, Washington
16. Dean Elofson, Wayne State
17. Dennis Dickens, Azusa-Pacific
18. Jeff Cunningham, UC Irvine

# Rockets in the Draft

## 1971

### Rd. Player, College

1. Cliff Meely, Colorado
2. Mike Newlin, Utah
3. Tom Owens, South Carolina
4. Rudy Benjamin, Michigan State
5. Greg Nelson, Jacksonville
6. Gary Reist, Rice
7. Eric Hill, Minnesota
8. Rick Katherman, Duke
9. Willie Cherry, Denver
10. Calvin Oliver, Pan American
11. Doug Rex, UC Santa Barbara
12. Chris Schrobilgen, Southern Cal
13. Lee McCullough, Indiana State (PA)
14. Gene Robertson, Canisius
15. Bill Quigg, Gonzaga
16. Leonard Jackson, Oregon
17. Steve Sims, Pepperdine
18. Carlos Quintinar, Mexico
19. Gary Schneider, San Diego State

## 1972

2. John Gianelli, Pacific
3. Eric McWilliams, Long Beach State
4. Wil Robinson, West Virginia
5. James Silas, Stephen F. Austin
6. Mike Collins, Seattle
7. Mike Jackson, Los Angeles State
8. Henry Harris, Auburn

## 1973

1. Ed Ratleff, Long Beach State
2. E.C. Coleman, Houston Baptist
4. Lee Colburn, South Dakota State
5. Gary Rhoades, Colorado State
6. Tom Peck, Wisconsin-Eau Claire
8. John Thomas, Missouri Southern

## 1974

1. Bobby Jones, North Carolina
2. Gus Bailey, Texas-El Paso
3. Robert Wilson, Iowa State
4. Larry Robinson, Texas
5. Owen Wells, Detroit
6. Lawrence Johnson, Prairie View A&M
7. Kevin Fitzgerald, Oklahoma State
8. Steve Brooks, Arkansas State
9. Ken Stallings, Missouri-Rolla
10. Marcus Washington, Marquette

## 1975

1. Joe Meriweather, Southern Illinois
2. Jim Blanks, Garner-Webb
3. Rudy White, Arizona State
4. Ken Smith, Tulsa
5. Rick Whitlow, Illinois State
6. William Johnson, Texas Tech
7. Nate Barnett, Akron
8. Leon Johnson, Centenary

## 1976

1. John Lucas, Maryland
2. Phil Hicks, Tulane
3. Barnes Hauptfuhrer, Princeton
4. Hercle Ivy, Iowa State
5. David Marrs, Houston
6. Robert Paige, Houston Baptist
7. Barry Davis, Texas A&M
8. Dan Krueger, Texas

## 1977

2. Larry Moffett, Nevada-Las Vegas
2. Robert Reid, St. Mary's (TX)
3. Phil Bond, Louisville
4. Rocky Smith, Oregon State
5. Ed Thompson, Idaho State

## 1978

2. Buster Matheny, Utah
3. Billy Ray Bates, Kentucky State
4. Jackie Robinson, Nevada-Las Vegas
4. Joel Thompson, Michigan
5. Gary Goodney, Texas
6. Eddie Joe Chavez, Santa Clara
7. Stan Stewart, Loyola-Marymount

## 1979

1. Lee Johnson, East Texas State
2. Paul Mokeski, Kansas
3. Ricardo Brown, Pepperdine
4. Sammy Drummer, Georgia Tech
4. Lionel Green, Louisiana State
5. Allen Leavell, Oklahoma City

## 1980

2. John Stroud, Mississippi
2. Terry Stotts, Oklahoma
2. Billy Williams, Clemson
4. Dean Hunger, Utah State
5. Albert Jones, New Mexico State
6. Everette Jefferson, New Mexico
7. Joe Nehls, Arizona
8. Rosie Barnes, Bowling Green

## 1981

2. Ed Turner, Texas A&I
4. Larry Spriggs, Howard
5. Hasan Houston, Bradley
6. Fred Cowan, Kentucky
7. Joe Faine, Bowling Green
8. Stanley Brewer, West Georgia

## 1982

1. Terry Teagle, Baylor
2. Jeff Taylor, Texas Tech
3. Chuck Nevitt, North Carolina State
4. Andrew Gaddy, George Mason
5. Jeff Schneider, Virginia Tech
6. Donald Wilson, NE Louisiana
7. Mike Helms, Wake Forest
8. Dan Callandrillo, Seton Hall

## 1983

1. Ralph Sampson, Virginia
1. Rodney McCray, Louisville
3. Craig Ehlo, Washington State
4. Darrell Browder, Texas Christian
5. Chuck Barnett, Oklahoma
6. Jim Stack, Northwestern
7. Brian Kellerman, Idaho
8. Jeff Boldring, Arkansas State
9. James Campbell, Oklahoma State

# Rockets in the Draft

## 1984

### Rd. Player, College

1. Hakeem Olajuwon, Houston
3. Jim Petersen, Minnesota
4. Willie Jackson, Centenary
5. Al McClain, New Hampshire
7. Joedy Gardner, Long Beach State
8. Greg Wolff, Angelo State
9. Bill Coon, Presbyterian
10. Robert Turner, Canisius

## 1985

1. Steve Harris, Tulsa
2. Sam Mitchell, Mercer
3. Michael Payne, Iowa
4. Michael Brooks, Tennessee
6. Sam Potter, Oral Roberts
7. Don Turney, Marshall

## 1986

1. Buck Johnson, Alabama
2. Dave Feitl, Texas-El Paso
3. Anthony Bowie, Oklahoma
4. Conner Henry, UC Santa Barbara
5. Andrew Banks, Iowa
6. Robert Worthy, Dyke (OH)
7. Rick Olson, Wisconsin

## 1987

2. Doug Lee, Purdue
4. Joe Niego, Lewis (IL)
5. Andre LaFleur, Northeastern
6. Fred Jenkins, Tennessee
7. Clarence Grier, Campbell

## 1988

1. Derrick Chievous, Missouri

## 1989

None

## 1990

1. Alec Kessler, Georgia

## 1991

1. John Turner, Phillips
2. Keith Hughes, Rutgers
2. Zan Tabak, Croatia

## 1992

1. Robert Horry, Alabama
2. Ron "Popeye" Jones, Murray State
2. Curtis Blair, Richmond

## 1993

1. Sam Cassell, Florida State
2. Richard Petruska, UCLA
2. Marcelo Nicola, Argentina

## 1994

2. Albert Burditt, Texas

## 1995

2. Erik Meek, Duke

## 1996

2. Othella Harrington, Georgetown
2. Randy Livingston, Louisiana State
2. Terrell Bell, Georgia

## 1997

1. Rodrick Rhodes, Southern California
2. Serge Zwikker, North Carolina

## 1998

1. Michael Dickerson, Arizona
1. Bryce Drew, Valparaiso
1. Mirsad Turkcan, Turkey
2. Cuttino Mobley, Rhode Island

## 1999

1. Kenny Thomas, New Mexico
2. Tyrone Washington, Mississippi State
2. Venson Hamilton, Nebraska

## 2000

1. Joel Przybilla, Minnesota
2. Eduardo Najera, Oklahoma

## 2001

1. Richard Jefferson, Arizona
1. Jason Collins, Stanford
1. Brandon Armstrong, Pepperdine

## 2002

1. Yao Ming, China
1. Bostjan Nachbar, Slovenia
2. Tito Maddox, Fresno State

## 2003

2. Malick Badiane, Senegal

## 2004

2. Luis Flores, Manhattan

## 2005

1. Luther Head, Illinois

## 2006

1. Rudy Gay, Connecticut
2. Steve Novak, Marquette

## 2007

1. Aaron Brooks, Oregon
2. Brad Newley, Australia

## 2008

1. Nicolas Batum, France
2. Maarty Leunen, Oregon

## 2009

None

## 2010

1. Patrick Patterson, Kentucky

## 2011


1. Marcus Morris, Kansas
1. Nikola Mirotic, Montenegro
2. Chandler Parsons, Florida

## 2012

1. Jeremy Lamb, Connecticut
1. Royce White, Iowa State
1. Terrence Jones, Kentucky

# Rockets Starting Lineups

(Number of Games Started in Parentheses)



First Game	1971-72	Last Game
Don Adams	F	Greg Smith
Rudy Tomjanovich	F	Rudy Tomjanovich
Elvin Hayes	C	Elvin Hayes
Stu Lantz	G	Stu Lantz
Larry Siegfried	G	Calvin Murphy

First Game	1972-73	Last Game
Jack Marin	F	Jack Marin
Rudy Tomjanovich	F	Rudy Tomjanovich
Otto Moore	C	Otto Moore
Mike Newlin	G	Mike Newlin
Jimmy Walker	G	Jimmy Walker

First Game	1973-74	Last Game
Jack Marin	F	Ron Riley
Rudy Tomjanovich	F	Rudy Tomjanovich
Otto Moore	C	Zaid Abdul-Aziz
Calvin Murphy	G	Calvin Murphy
Mike Newlin	G	Ed Ratleff

First Game	1974-75	Last Game
Cliff Meely	F	Ed Ratleff
Rudy Tomjanovich	F	Rudy Tomjanovich
Zaid Abdul-Aziz	C	Kevin Kunnert
Mike Newlin	G	Mike Newlin
Dave Wohl	G	Calvin Murphy

First Game	1975-76	Last Game
Ed Ratleff	F	Ed Ratleff
Rudy Tomjanovich	F	Rudy Tomjanovich
Kevin Kunnert	C	Kevin Kunnert
Calvin Murphy	G	Calvin Murphy
Mike Newlin	G	Mike Newlin

First Game	1976-77	Last Game
John Johnson	F	Moses Malone
Rudy Tomjanovich	F	Rudy Tomjanovich
Kevin Kunnert	C	Kevin Kunnert
Calvin Murphy	G	Calvin Murphy
Mike Newlin	G	John Lucas

First Game	1977-78	Last Game
Moses Malone	F	Alonzo Bradley
Rudy Tomjanovich	F	Robert Reid
Kevin Kunnert	C	Kevin Kunnert
John Lucas	G	John Lucas
Calvin Murphy	G	Calvin Murphy

First Game	1978-79	Last Game
Rick Barry	F	Rick Barry
Rudy Tomjanovich	F	Rudy Tomjanovich
Moses Malone	C	Moses Malone
Robert Reid	G	Mike Newlin
Calvin Murphy	G	Calvin Murphy

First Game	1979-80	Last Game
Robert Reid	F	Robert Reid
Rudy Tomjanovich	F	Billy Paultz
Moses Malone	C	Moses Malone
Tom Henderson	G	Tom Henderson
Calvin Murphy	G	Calvin Murphy

First Game	1980-81	Last Game
Robert Reid	F	Robert Reid
Rudy Tomjanovich	F	Billy Paultz
Moses Malone	C	Moses Malone
Tom Henderson	G	Tom Henderson
Calvin Murphy	G	Mike Dunleavy

First Game	1967-68	Last Game
Johnny Green	F	Dave Gambee
Don Kojis	F	Toby Kimball
John Block	C	Henry Finkel
John Barnhill	G	John Barnhill
Jon McGlocklin	G	Jim Barnett

First Game	1968-69	Last Game
John Block	F	John Block
Don Kojis	F	Don Kojis
Elvin Hayes	C	Elvin Hayes
Jim Barnett	G	Rick Adelman
Pat Riley	G	Stu Lantz

First Game	1969-70	Last Game
John Block	F	John Block
Don Kojis	F	Toby Kimball
Elvin Hayes	C	Elvin Hayes
Stu Lantz	G	Stu Lantz
Art Williams	G	Pat Riley

First Game	1970-71	Last Game
John Block	F	Don Adams
Toby Kimball	F	John Trapp
Elvin Hayes	C	Elvin Hayes
Stu Lantz	G	Stu Lantz
Larry Siegfried	G	Larry Siegfried

# Rockets Starting Lineups

First Game	1981-82	Last Game
Elvin Hayes	F	Elvin Hayes
Robert Reid	F	Robert Reid
Moses Malone	C	Moses Malone
Mike Dunleavy	G	Tom Henderson
Tom Henderson	G	Allen Leavell

First Game	1982-83	Last Game
Elvin Hayes	F	Elvin Hayes
Wally Walker	F	Wally Walker
Caldwell Jones	C	Caldwell Jones
Joe Bryant	G	Allen Leavell
Allen Leavell	G	Terry Teagle

First Game	1983-84	Last Game
Caldwell Jones	F	Rodney McCray
Wally Walker	F	Ralph Sampson
Ralph Sampson	C	Elvin Hayes
Phil Ford	G	Phil Ford
Lewis Lloyd	G	Lewis Lloyd

First Game	1984-85	Last Game
Rodney McCray	F	Rodney McCray
Ralph Sampson	F	Ralph Sampson
Hakeem Olajuwon	C	Hakeem Olajuwon
Lewis Lloyd	G	Lewis Lloyd
John Lucas	G	Lionel Hollins

First Game	1985-86	Last Game
Rodney McCray	F	Rodney McCray (82)
Ralph Sampson	F	Hakeem Olajuwon (68)
Hakeem Olajuwon	C	Ralph Sampson (76)
Lewis Lloyd	G	Lewis Lloyd (82)
John Lucas (65)	G	Robert Reid (5)


First Game	1986-87	Last Game
Rodney McCray	F	Rodney McCray (81)
Jim Petersen	F	Jim Petersen (56)
Hakeem Olajuwon	C	Hakeem Olajuwon (75)
Allen Leavell	G	Allen Leavell (11)
Mitchell Wiggins (19)	G	Robert Reid (63)

First Game	1987-88	Last Game
Buck Johnson (2)	F	Rodney McCray (80)
Ralph Sampson (19)	F	Joe Barry Carroll (30)
Hakeem Olajuwon	C	Hakeem Olajuwon (79)
Steve Harris (10)	G	Robert Reid (31)
Allen Leavell (54)	G	Eric Floyd (55)

First Game	1988-89	Last Game
Buck Johnson	F	Buck Johnson (51)
Otis Thorpe	F	Otis Thorpe (82)
Hakeem Olajuwon	C	Hakeem Olajuwon (82)
Eric Floyd	G	Eric Floyd (82)
Mike Woodson	G	Mike Woodson (79)

First Game	1989-90	Last Game
Buck Johnson	F	Buck Johnson (82)
Otis Thorpe	F	Otis Thorpe (82)
Hakeem Olajuwon	C	Hakeem Olajuwon (82)
Eric Floyd	G	Eric Floyd (73)
Mitchell Wiggins (52)	G	Vernon Maxwell (10)

First Game	1990-91	Last Game
David Wood (13)	F	Buck Johnson (70)
Otis Thorpe	F	Otis Thorpe (82)
Hakeem Olajuwon	C	Hakeem Olajuwon (50)
Kenny Smith	G	Kenny Smith (78)
Mike Woodson (3)	G	Vernon Maxwell (79)



First Game	1991-92	Last Game
Matt Bullard (7)	F	Buck Johnson (69)
Otis Thorpe	F	Otis Thorpe (82)
Hakeem Olajuwon	C	Hakeem Olajuwon (69)
Vernon Maxwell	G	Vernon Maxwell (80)
Sleepy Floyd (3)	G	Kenny Smith (80)

First Game	1992-93	Last Game
Matt Bullard (4)	F	Carl Herrera (12)
Robert Horry (79)	F	Otis Thorpe (69)
Hakeem Olajuwon	C	Hakeem Olajuwon (82)
Vernon Maxwell (68)	G	Winston Garland (4)
Kenny Smith	G	Kenny Smith (82)

First Game	1993-94	Last Game
Robert Horry	F	Robert Horry (81)
Otis Thorpe	F	Otis Thorpe (82)
Hakeem Olajuwon	C	Hakeem Olajuwon (80)
Vernon Maxwell (73)	G	Sam Cassell (6)
Kenny Smith	G	Kenny Smith (78)

First Game	1994-95	Last Game
Robert Horry	F	Robert Horry (81)
Otis Thorpe (35)	F	Chucky Brown (14)
Hakeem Olajuwon (72)	C	Pete Chilcutt (17)
Vernon Maxwell (54)	G	Clyde Drexler (34)
Kenny Smith	G	Kenny Smith (81)

# Rockets Starting Lineups

First Game	1995-96	Last Game	First Game	2004-05	Last Game
Robert Horry (71)	F	Mario Elie (16)	Jim Jackson (24)	F	Ryan Bowen (6)
Chuck Brown	F	Chuck Brown (82)	Maurice Taylor (16)	F	Clarence Weatherspoon (18)
Hakeem Olajuwon	C	Hakeem Olajuwon (72)	Yao Ming	C	Yao Ming (80)
Clyde Drexler (51)	G	Sam Mack (20)	Tracy McGrady (78)	G	Bob Sura (59)
Kenny Smith	G	Kenny Smith (56)	Charlie Ward (13)	G	David Wesley (53)
First Game	1996-97	Last Game	First Game	2005-06	Last Game
Mario Elie (77)	F	Eddie Johnson (2)	Tracy McGrady (47)	F	Keith Bogans (22)
Kevin Willis (32)	F	Charles Barkley (53)	Juwan Howard	F	Juwan Howard (80)
Hakeem Olajuwon	C	Hakeem Olajuwon (78)	Yao Ming (57)	C	Dikembe Mutombo (23)
Clyde Drexler	G	Clyde Drexler (62)	Derek Anderson (8)	G	David Wesley (59)
Matt Maloney	G	Matt Maloney (82)	Rafer Alston	G	Rafer Alston (63)
First Game	1997-98	Last Game	First Game	2006-07	Last Game
Mario Elie	F	Mario Elie (59)	Shane Battier	F	Shane Battier (82)
Kevin Willis	F	Othella Harrington (3)	Tracy McGrady (71)	F	Chuck Hayes (43)
Hakeem Olajuwon (45)	C	Kevin Willis (74)	Yao Ming (48)	C	Juwan Howard (38)
Clyde Drexler	G	Clyde Drexler (70)	Kirk Snyder (1)	G	Luther Head (10)
Matt Maloney	G	Matt Maloney (78)	Rafer Alston	G	Rafer Alston (82)
First Game	1998-99	Last Game	First Game	2007-08	Last Game
Scottie Pippen	F	Scottie Pippen (50)	Shane Battier	F	Shane Battier (78)
Charles Barkley	F	Charles Barkley (40)	Chuck Hayes (44)	F	Luis Scola (39)
Hakeem Olajuwon	C	Hakeem Olajuwon (50)	Yao Ming (55)	C	Dikembe Mutombo (25)
Michael Dickerson	G	Michael Dickerson (50)	Tracy McGrady	G	Tracy McGrady (62)
Matt Maloney (7)	G	Cuttino Mobley (37)	Rafer Alston (74)	G	Bobby Jackson (5)
First Game	1999-00	Last Game	First Game	2008-09	Last Game
Walt Williams	F	Walt Williams (66)	Ron Artest	F	Shane Battier (59)
Charles Barkley (18)	F	Kenny Thomas (29)	Luis Scola	F	Luis Scola (82)
Hakeem Olajuwon (28)	C	Kelvin Cato (32)	Yao Ming	C	Yao Ming (77)
Shandon Anderson	G	Shandon Anderson (82)	Tracy McGrady (35)	G	Ron Artest (55)
Steve Francis	G	Steve Francis (77)	Rafer Alston (48)	G	Aaron Brooks (35)
First Game	2000-01	Last Game	First Game	2009-10	Last Game
Walt Williams (31)	F	Shandon Anderson (82)	Shane Battier (62)	F	Trevor Ariza (71)
Maurice Taylor (69)	F	Matt Bullard (5)	Luis Scola	F	Luis Scola (82)
Hakeem Olajuwon	C	Hakeem Olajuwon (55)	Chuck Hayes	C	Chuck Hayes (82)
Shandon Anderson	G	Cuttino Mobley (49)	Trevor Ariza	G	Kevin Martin (22)
Steve Francis	G	Steve Francis (79)	Aaron Brooks	G	Aaron Brooks (82)
First Game	2001-02	Last Game	First Game	2010-11	Last Game
Glen Rice (20)	F	Terence Morris (12)	Shane Battier (59)	F	Chase Budinger (22)
Kenny Thomas	F	Kenny Thomas (71)	Luis Scola (74)	F	Patrick Patterson (6)
Kelvin Cato	C	Kelvin Cato (73)	Yao Ming (5)	C	Chuck Hayes (63)
Cuttino Mobley (74)	G	Oscar Torres (13)	Kevin Martin	G	Kevin Martin (80)
Steve Francis (56)	G	Tierre Brown (1)	Aaron Brooks (7)	G	Goran Dragic (3)
First Game	2002-03	Last Game	First Game	2011-12	Last Game
Cuttino Mobley	F	James Posey (47)	Chase Budinger	F	Chase Budinger (9)
Eddie Griffin	F	Eddie Griffin (66)	Luis Scola	F	Luis Scola (66)
Kelvin Cato (5)	C	Yao Ming (72)	Jordan Hill (7)	C	Samuel Dalembert (45)
"Moochie" Norris (3)	G	Cuttino Mobley (73)	Kevin Martin (40)	G	Courtney Lee (26)
Steve Francis	G	Steve Francis (81)	Kyle Lowry (38)	G	Goran Dragic (28)
First Game	2003-04	Last Game			
Jim Jackson	F	Bostjan Nachbar (3)			
Kelvin Cato (67)	F	Scott Padgett (5)			
Yao Ming	C	Yao Ming (82)			
Cuttino Mobley (80)	G	Jim Jackson (80)			
Steve Francis (79)	G	Mark Jackson (3)			

# Rockets All-Time Uniform Numbers

The Rockets have retired five jerseys in franchise history: Clyde Drexler's #22, Calvin Murphy's #23, Moses Malone's #24, Hakeem Olajuwon's #34 and Rudy Tomjanovich's #45.

0

Aaron Brooks (2007-11)  
DeMarre Carroll (2010-11)  
Greg Smith (2011-12)

00

"Slick" Watts (1978-79)  
Calvin Garrett (1980-83)

1

Lee Johnson (1980-81)  
Phil Ford (1983-85)  
"Buck" Johnson (1986-92)  
Scott Brooks (1992-95)  
Rodrick Rhodes (1997-99)  
Juaquin Hawkins (2002-03)  
Alton Ford (2003-04)  
Tracy McGrady (2004-09)  
Trevor Ariza (2009-10)  
Terrence Williams (2010-12)

2

Rick Barry (home: 1978-80)  
James Bailey (1982-84)  
Joe Barry Carroll (1987-88)  
Mark Bryant (1995-96)  
Sedale Threatt (1996-97)  
"Pig" Miller (1998-2000)  
Maurice Taylor (2000-05)  
Luther Head (2005-09)  
Garrett Temple (2009-10)  
Marcus Morris (2011-12)

3

Craig Ehlo (1983-86)  
Derrick Chievous (1988-90)  
Richard Petruska (1993-94)  
Eldridge Recasner (1995-96)  
Randy Livingston (1996-97)  
Michael Dickerson (1998-99)  
Steve Francis (1999-2004)  
Bob Sura (2004-05)  
Steve Francis (2007-09)  
Tracy McGrady (2009-10)  
Hilton Armstrong (2009-10)  
Goran Dragic (2010-12)

4

Greg Smith (1971-73)  
Paul McCracken (1972-74)  
Rick Barry (road: 1978-80)  
Conner Henry (1986-87)  
Sam Mack (1995-96)  
Charles Barkley (1996-2000)  
Reece Gaines (2004-05)  
Stromile Swift (2005-06)  
Luis Scola (2007-12)

5

Billy Paultz (1979-83)  
John Lucas Jr. (1984-86)  
Dave Feitl (1986-87, 1990-91)  
Sam Mack (1996-97)  
Cuttino Mobley (1998-2004)  
Juwan Howard (2004-07)  
Will Conroy (2009-10)  
Courtney Lee (2010-12)

6

Zaid Abdul-Aziz (1972-73)  
George E. Johnson (1973-74)  
Tom Henderson (1979-83)  
Walter Berry (1988-89)  
Avery Johnson (1991-92)  
Elmer Bennett (1996-97)  
Carlos Rogers (1999-2001)  
Tito Maddox (2002-03)  
Bonzi Wells (2006-08)  
Earl Boykins (2011-12)

7

Toby Kimball (1967-71)  
Lester Conner (1987-88)  
Carl Herrera (1991-95)  
Sam Mack (1998-99)  
Adrian Griffin (2003-04)  
David Wesley (2004-06)  
Mike James (2007-08)  
Kyle Lowry (2008-12)

8

Hank McDowell (1984-86)  
Eddie Johnson (1996-99)  
Derek Anderson (2005-06)  
Bobby Jackson (2007-08)  
James White (2008-09)  
Jermaine Taylor (2009-11)  
Jeff Adrien (2011-12)

9


Lionel Hollins (1984-95)  
Byron Dinkins (1989-90)  
Gerald Henderson (1991-92)  
Melvin Booker (1995-96)  
Tracy Moore (1996-97)  
Devin Gray (1999-2000)  
"Pig" Miller (2000-01)  
Bostjan Nachbar (2002-05)  
Stephen Graham (2005-06)  
Rick Brunson (2005-06)  
Jonny Flynn (2011-12)  
Courtney Fortson (2011-12)

10

Don Adams (1971-72)  
Steve Hawes (1974-76)  
Mike Dunleavy (1978-82)  
Dirk Minniefield (1986-87)  
Purvis Short (1987-89)  
John Lucas Jr. (1989-90)  
David Wood (1990-91)  
Terry Teagle (1992-93)  
Sam Cassell (1993-96)  
Tierre Brown (2001-02)  
Tyronn Lue (2004-05)  
Brandin Knight (2004-05)  
Keith Bogans (2005-06)  
Vassilis Spanoulis (2006-07)  
Chase Budinger (2009-12)

11

Jon McGlocklin (1967-68)  
Elvin Hayes (1968-71)  
Jimmy Walker (1972-74)  
Matt Guokas (1973-74)  
Dave Wohl (1973-77)  
Major Jones (1979-84)  
"Sleepy" Floyd (1987-88)  
Vernon Maxwell (1989-95)  
Bryce Drew (1998-2000)  
Yao Ming (2002-11)



12

Nick Jones (1967-68)  
Rick Adelman (1968-70)  
E.C. Coleman (1978-79)  
Jaren Jackson (1995-96)  
Matt Maloney (1996-99)  
"Moochie" Norris (1999-2004)  
Andre Barrett (2004-05)  
Rafer Alston (2005-09)  
Will Conroy (2009-10)  
Kevin Martin (2009-12)

13

Dwight Jones (1976-80)  
Jeff Taylor (1982-83)  
Andre Turner (1987-88)  
Larry Smith (1989-92)  
Kelvin Cato (1999-2004)  
Mike James (2004-05)  
Kirk Snyder (2006-08)  
Von Wafer (2008-09)  
David Andersen (2009-10)  
Ishmael Smith (2010-11)

14

"Hambone" Williams (1967-70)  
Mike Newlin (1971-79)  
Dan Langhi (2000-02)  
Richie Frahm (2005-06)  
Carl Landry (2007-10)



# Rockets All-Time Uniform Numbers

## 15

John Lucas Jr. (1976-78)  
Tom Barker (1978-79)  
Mitchell Wiggins (1984-87)  
Frank Johnson (1988-89)  
Mitchell Wiggins (1989-90)  
"Tree" Rollins (1991-93)  
Tim Breaux (1994-96)  
Emanuel Davis (1996-98)  
Bill Curley (1999-2000)  
John Lucas III (2005-07)  
Bobby Jones (2007-08)  
Joey Dorsey (2008-10)  
Marqus Blakely (2010-11)

## 16

George E. Johnson (1972-73)

## 17

Henry Finkel (1967-69)  
Mario Elie (1993-98)  
Charlie Ward (2004-05)  
Brent Barry (2008-09)  
Mike Harris (2009-10)

## 18

Bernie Williams (1969-70)  
McCoy McLemore (1971-72)  
Cedric Maxwell (1986-88)  
Oscar Torres (2001-02)  
Josh Davis (2005-06)

## 19

Mike Harris (2007-08, 2009-10)

## 20

Dave Gambee (1967-68)  
Larry Siegfried (1970-72)  
Otto Moore (1972-74)  
Kevin Kunnert (1973-76)  
Terry Teagle (1982-84)  
Steve Harris (1985-88)  
Kennard Winchester (1990-93)  
Larry Robinson (1993-94)  
Tracy Moore (1995-96)  
Brent Price (1996-99)  
Sean Colson (2000-01)  
Jon Barry (2004-06)  
Steve Novak (2006-08)  
Jared Jeffries (2009-11)  
Diamon Simpson (2011-12)

## 21

John Egan (1970-72)  
Moses Malone (1976-77)  
World B. Free (1987-88)  
"Sleepy" Floyd (1988-93)  
Chris Jent (1993-94)  
Henry James (1995-96)  
Kenny Thomas (1999-2003)  
Jim Jackson (2003-05)  
Pops Mensah-Bonsu (2009-10)  
Samuel Dalembert (2011-12)

## 22 (Retired)

Stu Lantz (1968-72)  
Eric McWilliams (1972-73)  
Gus Bailey (1974-76)  
Alonzo Bradley (1978-80)  
Joe Bryant (1982-83)  
Rodney McCray (1983-88)  
Winston Garland (1992-93)  
**Clyde Drexler (1994-98)**

## 23 (Retired)

**Calvin Murphy (1970-83)**



## 24 (Retired)

Johnny Green (1967-68)  
Charles Acton (1967-68)  
Jack Marin (1972-74)  
**Moses Malone (1977-82)**

## 25

Cliff Meely (1971-76)  
Tom Owens (1976-77)  
C.J. Kupec (1977-78)  
Bernard Thompson (1988-89)  
Anthony Bowie (1989-90)  
Robert Horry (1992-96)  
"Moochie" Norris (2004-06)  
Jake Tsakalidis (2006-07)  
Gerald Green (2007-08)  
Chandler Parsons (2011-12)

## 27

Jim Ware (1967-68)  
Zaid Abdul-Aziz (1977-78)  
Caldwell Jones (1982-84)  
John Johnson (1976-78)  
Charles Jones (1994-98)  
Jordan Hill (2009-12)  
Malcolm Thomas (2011-12)

## 29

Mike Wilks (2003-04)  
Marcus Camby (2011-12)

## 30

John Barnhill (1967-68)  
Harry Barnes (1968-69)  
Jim Davis (1971-72)  
Owen Wells (1974-75)  
"Goo" Kennedy (1976-77)  
Phil Bond (1977-78)  
Alonzo Bradley (1977-78)  
Allen Leavell (1979-89)  
Kenny Smith (1990-96)  
Thomas Hamilton (1999-2000)  
Clarence Weatherspoon (2003-05)  
Maciej Lampe (2005-06)  
Justin Williams (2007-08)  
Alexander Johnson (2009-10)

## 31

Tyrone Britt (1967-68)  
John Q. Trapp (1968-71)  
Ron Riley (1973-76)  
Mike Dunleavy (1977-78)  
Granville Waiters (1985-86)  
Tracy Murray (1994-95)  
Mark Jackson (2003-04)  
Rod Strickland (2004-05)  
Shane Battier (2006-11)

## 32

Bobby Smith (1969-70)  
Don Adams (1970-71)  
Rudy White (1975-80)  
Bill Willoughby (1980-82)  
Lewis Lloyd (1983-87, 1989-90)  
Dave Jamerson (1990-92)  
Pete Chilcutt (1994-96)  
Othella Harrington (1996-99)  
Torrave Braggs (2003-05)  
Hasheem Thabeet (2010-12)

## 33

Jim Barnett (1967-70)  
John Vallely (1971-72)  
Phil Hicks (1976-77)  
Robert Reid (1983-88)  
Otis Thorpe (1988-95)  
Scottie Pippen (1998-99)  
Eddie Griffin (2001-03)  
Charles Oakley (2003-04)  
Loren Woods (2007-08)  
Mike Harris (2009-11)

## 34 (Retired)

John Block (1967-71)  
Dick Cunningham (1971-72)  
John Johnson (1975-76)  
Robin Jones (1977-78)  
Ron Behagen (1977-78)  
John Shumate (1979-80)  
**Hakeem Olajuwon (1984-2001)**

## 35

Bernie Williams (1970-71)  
Zaid Abdul-Aziz (1973-75)  
Larry Spriggs (1981-82)  
Tony Brown (1988-89)  
Dan Godfred (1991-92)  
Earl Cureton (1993-94)  
Scott Padgett (2003-05)  
Lonny Baxter (2005-06)  
Scott Padgett (2006-07)

# Rockets All-Time Uniform Numbers

**37**

Derek Fisher (2011-12)

**40**

Dick Gibbs (1971-73)  
Stan McKenzie (1972-74)  
Larry Micheaux (1984-85)  
Richard Anderson (1986-88)  
Tim McCormick (1988-90)  
John Turner (1991-92)  
Shandon Anderson (1999-2001)  
Ryan Bowen (2004-06)

**41**

Larry Moffett (1977-78)  
Joe Stephens (1996-98)  
Glen Rice (2001-03)

**42**

Pat Riley (1967-70)  
Ed Ratleff (1973-78)  
John Stroud (1980-81)  
Wally Walker (1982-84)  
Mike Woodson (1988-91)  
Mark Acres (1992-93)  
Eric Riley (1993-94)  
Kevin Willis (1996-98)  
Walt Williams (1999-2002)  
Vin Baker (2004-05)

**43**

Jim Petersen (1984-88)  
Kevin Willis (2001-02)  
Brian Cook (2008-10)

**44**

Don Kojis (1967-70)  
Elvin Hayes (1971-72)  
E.C. Coleman (1973-74)  
Kevin Kunnert (1976-78)  
Jacky Dorsey (1978-79)  
Elvin Hayes (1981-84)  
Adrian Caldwell (1989-91, 1994-95)  
Tony Massenburg (1999-2000)  
Terence Morris (2001-03)  
Chuck Hayes (2005-11)



**45 (Retired)**

**Rudy Tomjanovich (1970-81)**

**50**

Joe Meriweather (1975-76)  
Robert Reid (1977-82)  
Ralph Sampson (1983-88)  
Matt Bullard (1990-94, 1996-2001)  
Marcus Cousin (2010-11)

**51**

Jawaan Oldham (1981-82)

**52**

Chuck Nevitt (1982-83, 1988-90)  
Chucky Brown (1994-96)  
Jason Collier (2000-03)  
Eric Piatkowski (2003-04)  
Brad Miller (2010-11)

**53**

Stanley Roberts (1998-99)

**54**

Curtis Perry (1970-72)  
Paul Mokeski (1979-80)  
Patrick Patterson (2010-12)

**55**

Zan Tabak (1994-95)  
Alvin Heggs (1995-96)  
Antoine Carr (1998-99)  
James Posey (2002-03)  
Dikembe Mutombo (2004-09)

**96**

Ron Artest (2008-09)



# 1967-68 San Diego Rockets

(15-67, 6th Western Division)

## Final Statistics

Player	G	Min	FGM-A	Pct.	FTM-A	Pct.	Reb.	Avg.	A	Avg.	PF-D	TP	AVG
John Block	52	1805	366-865	.423	316-394	.802	571	11.0	71	1.4	189-3	1048	20.2
Don Kojis	69	2548	530-1189	.446	300-413	.726	710	10.3	176	2.6	259-5	1360	19.7
John Green	42	1073	241-526	.458	100-212	.472	423	10.1	59	1.4	112-3	582	13.9
Dave Gambee	80	1755	375-853	.440	321-379	.847	464	5.8	93	1.2	253-5	1071	13.4
Jon McGlocklin	65	1876	316-757	.417	156-180	.867	199	3.1	178	2.7	117-0	788	12.1
Henry Finkel	53	1116	242-492	.492	131-191	.686	375	7.1	72	1.4	175-5	615	11.6
Toby Kimball	81	2519	354-894	.396	181-306	.592	947	11.7	147	1.8	273-3	889	11.0
John Barnhill	75	1883	295-700	.421	154-234	.658	173	2.3	259	3.5	143-1	744	9.9
Jim Barnett	47	1068	179-456	.393	84-118	.712	155	3.3	134	2.9	101-0	442	9.4
Art Williams	79	1739	265-718	.369	113-165	.685	286	3.6	391	5.0	204-0	643	8.1
Pat Riley	80	1263	250-660	.379	128-202	.634	177	2.2	138	1.7	205-1	628	7.9
Nick Jones	42	603	86-232	.371	55-69	.797	67	1.6	89	2.1	84-0	227	5.4
Charles Acton	23	195	29-74	.392	19-29	.655	47	2.0	11	0.5	35-0	77	3.3
Tyrone Britt	11	84	13-34	.382	2-3	.667	15	1.4	12	1.0	10-0	28	2.5
Jim Ware	30	228	25-97	.258	23-34	.676	77	2.6	7	0.2	28-1	73	2.4
ROCKETS	82	19730	3466-8547	.417	2083-2929	.711	5418	66.1	1837	22.4	2188-27	9015	112.4
OPPONENTS	82	19730	3837-8189	.469	2246-3133	.717	4933	60.2	1797	21.9	2190-20	9920	121.0

Date	Opponent	Score	Record	Date	Opponent	Score	Record
Oct. 14	St. Louis	L98-99	0-1	3 Jan.	St. Louis	W126-124 (OT)	12-30
17	St. Louis	L105-123	0-2	6	Seattle	L104-122	12-31
20	at Seattle	W121-114	1-2	9	New York	L105-118	12-32
21	Seattle	L110-117 (OT)	1-3	10	Detroit	W122-118	13-32
22	at San Francisco	L126-137	1-4	12	at St. Louis	L89-111	13-33
25	Baltimore	L109-125	1-5	13	at Cincinnati	L116-122	13-34
27	Cincinnati	L113-116	1-6	16	at Chicago	L110-123	13-35
29	Cincinnati	L99-108	1-7	17	Chicago (Baltimore)	W110-104	14-35
Nov. 1	Seattle (Portland)	W139-125	2-7	18	Cincinnati (Cleveland)	L126-129	14-36
4	New York	L121-125	2-8	21	at Boston	L112-139	14-37
5	New York	L107-115	2-9	25	Baltimore	L113-127	14-38
7	Philadelphia	L105-130	2-10	27	Baltimore	L122-123	14-39
8	Philadelphia	L114-129	2-11	Feb. 1	San Francisco	L114-128	14-40
11	at Cincinnati	L108-109	2-12	2	at San Francisco (Oakland)	L121-127	14-41
12	at St. Louis	L105-116	2-13	3	at L.A. Lakers	L122-133	14-42
14	at New York	L109-122	2-14	5	Baltimore (Winston-Salem)	L108-121	14-43
15	New York (Boston)	W122-108	3-14	6	Detroit (New York)	L93-120	14-44
16	Chicago	W99-91	4-14	7	Philadelphia (Boston)	L103-125	14-45
17	at Seattle	L124-130	4-15	8	Baltimore (Chicago)	L102-106	14-46
19	San Francisco	L124-142	4-16	10	Cincinnati	L99-101	14-47
21	Boston (New York)	L114-121	4-17	11	at Baltimore	L116-136	14-48
22	at Boston	L110-124	4-18	13	at Chicago	L102-114	14-49
23	at Philadelphia	L117-128	4-19	14	at New York	L102-114	14-50
24	at Detroit	L122-130	4-20	15	San Francisco	L114-134	14-51
25	at St. Louis	L109-110	4-21	16	Philadelphia	L108-124	14-52
30	St. Louis	L87-129	4-22	18	Philadelphia	W111-106	15-52
Dec. 2	San Francisco	W127-103	5-22	23	Seattle	L122-127	15-53
5	Detroit (New York)	L110-111	5-23	25	L.A. Lakers	L112-127	15-54
7	at Chicago	W118-108	6-23	26	Boston	L110-118	15-55
8	San Francisco (Oakland)	W137-107	7-23	29	Cincinnati	L114-120	15-56
9	L.A. Lakers	L109-127	7-24	Mar. 1	Baltimore	L114-156	15-57
12	Chicago	W118-104	8-24	3	at St. Louis	L104-106	15-58
15	Boston (Philadelphia)	L101-114	8-25	5	at Philadelphia	L103-134	15-59
16	at New York	L102-126	8-26	6	at Detroit	L118-140	15-60
17	Detroit	W117-115	9-26	7	L.A. Lakers	L102-119	15-61
20	Boston	L116-126	9-27	8	at L.A. Lakers	L122-130	15-62
22	at San Francisco	L97-103	9-28	9	Seattle	L111-115	15-63
23	Detroit	L119-123	9-29	13	Boston	L118-144	15-64
25	L.A. Lakers	W104-101	10-29	17	Chicago	L121-129	15-65
28	at Seattle	W143-125	11-29	19	at L.A. Lakers	L109-121	15-66
31	at L.A. Lakers	L118-147	11-30	20	Chicago	L112-121	15-67

# 1968-69 San Diego Rockets

(37-45, 4th Western Division)

## Final Statistics

Player	G	Min	FGM-A	Pct.	FTM-A	Pct.	Reb.	Avg.	A	Avg.	PF-D	TP	AVG
Elvin Hayes	82	3695	930-2082	.447	467-746	.626	1406	17.2	113	1.4	266-2	2327	28.4
Don Kojis	81	3130	687-1582	.434	446-596	.748	776	9.6	214	2.6	303-6	1820	22.5
John Block	78	2489	448-1061	.422	299-400	.748	703	9.0	141	1.8	249-0	1195	15.3
Jim Barnett	80	2346	465-1093	.425	233-310	.752	362	4.5	339	4.2	240-2	1163	14.5
Pat Riley	56	1027	202-498	.406	90-134	.672	112	2.0	136	2.4	146-1	494	8.8
Toby Kimball	76	1680	239-537	.445	117-250	.468	669	8.8	90	1.2	216-6	595	7.8
Stu Lantz	73	1378	220-482	.456	129-167	.772	236	3.2	99	1.4	178-0	569	7.8
Art Williams	79	1967	227-592	.383	105-149	.705	364	4.6	524	6.6	238-0	559	7.1
Rick Adelman	77	1448	177-449	.394	131-204	.642	216	2.8	238	3.1	158-1	485	6.3
Henry Finkel	35	332	49-111	.441	31-41	.756	107	3.1	21	0.6	53-1	129	3.7
John Trapp	25	142	29-80	.363	19-29	.655	49	2.0	5	0.2	38-0	77	3.1
Harry Barnes	22	126	18-64	.281	7-13	.538	26	1.2	5	0.2	25-0	43	2.0
ROCKETS	82	19780	3691-8631	.428	2074-3039	.682	5026	61.3	1925	23.5	2110-19	9456	115.3
OPPONENTS	82	19780	3692-8586	.430	2088-2950	.708	4959	60.4	1986	24.2	2265-48	9472	115.5

Date	Opponent	Score	Record	Date	Opponent	Score	Record
Oct. 17	Seattle	W128-110	1-0	8	Baltimore	L107-108	18-24
18	at San Francisco	W123-108	2-0	10	Baltimore	L104-106	18-25
23	at Seattle	L117-118	2-1	12	New York	L102-105	18-26
24	Baltimore	L115-119	2-2	16	Cincinnati (Cleveland)	L109-120	18-27
27	at L.A. Lakers	L116-152	2-3	17	at Philadelphia	L124-129	18-28
30	Atlanta	W127-116	3-3	18	at Chicago	L102-107 (OT)	18-29
Nov. 3	Chicago	W121-107	4-3	19	at Phoenix	W136-118	19-29
5	New York	W113-109	5-3	21	Atlanta	W124-113	20-29
8	at Atlanta	L101-114	5-4	24	at San Francisco	L107-114	20-30
9	at Baltimore	L107-109	5-5	25	Phoenix	W133-120	21-30
11	at Boston	L113-134	5-6	26	Chicago	W111-95	22-30
12	at Chicago	L108-115	5-7	29	L.A. Lakers	L120-122	22-31
13	Detroit	W122-120	6-7	Feb. 1	Milwaukee	W101-95	23-31
15	at L.A. Lakers	L119-127	6-8	2	at Atlanta	L103-115	23-32
16	Boston	L112-120	6-9	4	Boston (Astrodome)	W135-126	24-32
19	at New York	W113-107	7-9	5	Cincinnati	W110-93	25-32
20	at Baltimore	L110-114	7-10	7	Phoenix	W130-119	26-32
22	Seattle	W126-111	8-10	8	at Detroit	L119-123 (OT)	26-33
24	Philadelphia	W135-128 (OT)	9-10	9	at Milwaukee	L109-117	26-34
26	Detroit (Baltimore)	L120-134	9-11	12	at Cincinnati	W118-114	27-34
27	Baltimore (Detroit)	W123-107	10-11	14	at L.A. Lakers	L109-115	27-35
29	Chicago	L89-110	10-12	18	Philadelphia	L113-125	27-36
Dec. 1	San Francisco	W116-105	11-12	20	San Francisco	L118-128	27-37
3	at Chicago	W108-103	12-12	22	at New York	W108-104	28-37
4	at Philadelphia	L99-110	12-13	23	at Atlanta	L92-124	28-38
6	Phoenix	W117-106	13-13	25	at Milwaukee	L112-114	28-39
8	at L.A. Lakers	L118-132	13-14	27	Cincinnati	W127-112	29-39
10	Philadelphia (New York)	W132-120	14-14	Mar. 1	L.A. Lakers	L113-119	29-40
11	at Cincinnati	L110-116	14-15	4	at Seattle	L116-130	29-41
13	at Milwaukee	L96-101	14-16	6	Boston	W110-97	30-41
14	at New York	L105-112	14-17	9	at Phoenix	L133-146	30-42
18	at Detroit	L112-124	14-18	11	Phoenix	W116-106	31-42
20	Philadelphia	L109-116	14-19	12	Seattle (Vancouver)	L112-125	31-43
21	Cincinnati	W132-124	15-19	13	Detroit	W120-105	32-43
23	San Francisco	L95-125	15-20	15	Phoenix (Tucson)	W141-124	33-43
27	New York	L109-111	15-21	16	Detroit	W120-111	34-43
28	at Phoenix	W136-126	16-21	18	Milwaukee	W128-108	35-43
30	L.A. Lakers	L126-131 (OT)	16-22	20	Atlanta	W115-97	36-43
Jan. 2	Boston	L95-107	16-23	22	Milwaukee	L106-120	36-44
4	Seattle	W122-105	17-23	23	Atlanta	W128-121	37-44
7	at San Francisco	W113-108	18-23	24	Boston (Philadelphia)	L107-111	37-45

# 1969-70 San Diego Rockets

(27-55, 7th Western Division)

## Final Statistics

Player	G	Min	FGM-A	Pct.	FTM-A	Pct.	Reb.	Avg.	A	Avg.	PF-D	TP	AVG
Elvin Hayes	82	3665	914-2020	.452	428-622	.688	1386	16.9	162	2.0	270-5	2256	27.5
Don Kojis	56	1578	338-756	.447	181-241	.751	388	6.9	78	1.4	135-1	857	15.3
Jim Barnett	80	2105	450-998	.451	289-366	.790	305	3.8	287	3.6	222-3	1189	14.9
John Block	82	2152	453-1025	.442	287-367	.782	609	7.4	137	1.7	275-2	1193	14.5
Stu Lantz	82	2471	455-1027	.443	278-361	.770	255	3.1	287	3.5	238-2	1188	14.5
Bernie Williams	72	1228	251-641	.392	96-122	.787	155	2.2	165	2.3	124-0	598	8.3
Rick Adelman	35	717	96-247	.389	68-91	.747	81	2.3	113	3.2	90-0	260	7.4
Bobby Smith	75	1198	242-567	.427	66-96	.688	328	4.4	75	1.0	119-0	550	7.3
Toby Kimball	77	1622	218-508	.429	107-185	.578	621	8.1	95	1.2	187-1	543	7.1
John Trapp	70	1025	185-434	.426	72-104	.692	309	4.4	49	0.7	200-3	442	6.3
Art Williams	80	1545	189-464	.407	88-118	.746	292	3.7	503	6.3	168-0	466	5.8
Pat Riley	36	474	75-180	.417	40-55	.727	57	1.6	85	2.4	68-0	190	5.3
<b>ROCKETS</b>	<b>82</b>	<b>19780</b>	<b>3866-8867</b>	<b>.436</b>	<b>2000-2728</b>	<b>.733</b>	<b>4786</b>	<b>58.4</b>	<b>2036</b>	<b>24.8</b>	<b>2096-17</b>	<b>9732</b>	<b>118.7</b>
<b>OPPONENTS</b>	<b>82</b>	<b>19780</b>	<b>3947-8635</b>	<b>.457</b>	<b>2092-2804</b>	<b>.746</b>	<b>4550</b>	<b>55.5</b>	<b>2154</b>	<b>26.3</b>	<b>2041-27</b>	<b>9986</b>	<b>121.8</b>

Date	Opponent	Score	Record	Date	Opponent	Score	Record
Oct.	16 atPhoenix	L114-116	0-1	4 Chicago	W140-121	16-26	
	18 atSan Francisco	W125-124 (OT)	1-1	8 San Francisco	W120-103	17-26	
	22 Milwaukee	L102-115	1-2	10 New York	W123-115	18-26	
	25 Phoenix	L107-115	1-3	13 Baltimore	L126-144	18-27	
	29 atAtlanta	L113-117	1-4	17 Baltimore	L115-131	18-28	
	30 atNew York	L110-123	1-5	22 Milwaukee (Astrodome)	L106-115	18-29	
	31 atBoston	L113-118	1-6	24 atNew York	L114-127	18-30	
	Nov.	1 atDetroit	L113-130	1-7	25 atPhiladelphia	L131-159	18-31
5 atCincinnati		L120-133	1-8	27 atL.A. Lakers	L109-124	18-32	
7 New York		L111-129	1-9	28 L.A. Lakers	L108-113	18-33	
10 San Francisco (SLC)		W100-99	2-9	30 Seattle	W119-117 (OT)	19-33	
12 Detroit		W132-119	3-9	Feb.	1 Phoenix	L103-105	19-34
14 Seattle		W148-112	4-9		4 Milwaukee	L123-141	19-35
15 Atlanta		W133-118	5-9		6 Philadelphia	L124-129	19-36
18 atBaltimore		L138-142 (OT)	5-10		8 atL.A. Lakers	L113-125	19-37
19 atPhiladelphia	W125-116	6-10	11 Atlanta		L131-155	19-38	
21 atL.A. Lakers	L98-100	6-11	14 San Francisco		W141-123	20-38	
22 Boston	W125-116	7-11	15 Cincinnati		W150-123	21-38	
24 Seattle	W112-105	8-11	16 Baltimore (Coliseum)		L109-140	21-39	
Dec.	26 San Francisco	L125-126 (OT)	8-12	18 Seattle (Eugene)	W122-119	22-39	
	28 atChicago	L119-126	8-13	20 atPhoenix	L117-126	22-40	
	30 atMilwaukee	L99-111	8-14	21 L.A. Lakers	W121-106	23-40	
	3 Chicago	W146-131	9-14	23 Chicago (Kansas City)	L125-127	23-41	
	5 atSan Francisco	L107-112	9-15	24 atBaltimore	L118-128	23-42	
	6 L.A. Lakers	L115-128	9-16	25 atBoston	L124-147	23-43	
	8 Detroit	L102-111	9-17	27 atPhiladelphia	L111-125	23-44	
	10 Atlanta	W126-107	10-17	Mar.	1 Chicago	W135-122	24-44
12 atBoston	L104-107	10-18	3 atSeattle		L114-126	24-45	
13 atBaltimore	L105-117	10-19	4 Cincinnati		L125-127	24-46	
14 Milwaukee (Madison)	L105-118	10-20	6 atNew York		L103-107	24-47	
16 atChicago	W110-101	11-20	7 atDetroit		L126-134	24-48	
17 atDetroit	W114-107	12-20	9 Philadelphia (Coliseum)		L112-131	24-49	
19 San Francisco	W119-111	13-20	10 atChicago		L106-111	24-50	
20 Cincinnati	W126-111	14-20	11 atAtlanta		L121-122	24-51	
Jan.	21 atSeattle	L96-112	14-21	12 atCincinnati	L151-165	24-52	
	23 L.A. Lakers	W115-109	15-21	14 New York	L103-119	24-53	
	27 Boston	L110-111	15-22	15 Philadelphia	W137-128	25-53	
	29 atAtlanta	L118-122	15-23	17 Boston	W125-117	26-53	
	30 atCincinnati	L120-125	15-24	19 Detroit	W132-118	27-53	
	31 atMilwaukee	L126-143	15-25	20 atPhoenix	L104-127	27-54	
	2 atPhoenix	L120-121	15-26	22 Phoenix	L129-130	27-55	

# 1970-71 San Diego Rockets

(40-42, 3rd Pacific)

## Final Statistics

Player	G	Min	FGM-A	Pct.	FTM-A	Pct.	Reb.	Avg.	A	Avg.	PF-D	TP	AVG
Elvin Hayes	82	3633	948-2215	.428	454-676	.672	1362	16.6	186	2.3	225-1	2350	28.7
Stu Lantz	82	3102	585-1305	.448	519-644	.806	406	5.0	344	4.2	230-3	1689	20.6
Calvin Murphy	82	2020	471-1029	.458	356-434	.820	245	3.0	329	4.0	263-4	1298	15.8
Dan Adams	82	2374	391-957	.409	155-212	.731	581	7.1	173	2.1	344-11	937	11.4
John Trapp	82	2080	322-766	.420	142-188	.755	510	6.2	138	1.7	337-16	786	9.6
John Block	73	1464	245-584	.420	212-270	.785	442	6.1	98	1.3	193-2	702	9.6
Larry Siegfried	53	1673	146-378	.386	130-153	.850	207	3.9	346	6.5	146-0	422	8.0
Rudy Tomjanovich	77	1062	168-439	.383	73-112	.652	381	5.0	73	1.0	124-0	409	5.3
Bernie Williams	56	708	112-338	.331	68-81	.840	85	1.5	113	2.0	76-1	292	5.2
Toby Kimball	80	1100	111-287	.387	51-108	.472	406	5.1	62	0.8	128-1	273	3.4
Curtis Perry	18	100	21-48	.438	11-20	.550	30	1.7	5	0.3	22-0	53	2.9
John Egan (TOT)	62	824	67-178	.376	42-51	.824	63	1.0	112	1.8	71-0	176	2.8
John Egan (SD)	36	414	27-80	.338	17-23	.739	31	0.9	54	1.5	40-0	71	2.0
ROCKETS	82	19730	3547-8426	.421	2188-2921	.749	4686	57.2	1921	23.4	2128-39	9282	113.2
OPPONENTS	82	19730	3639-8102	.449	2024-2745	.737	4345	53.0	2135	26.0	2141-41	9302	113.4

Date	Opponent	Score	Record	Date	Opponent	Score	Record	
Oct.	13 at Chicago	L96-111	0-1	1	at L.A. Lakers	W117-106	22-20	
14	at Baltimore	L105-123	0-2	2	<b>L.A. Lakers</b>	<b>W109-108 (OT)</b>	<b>23-20</b>	
16	at Philadelphia	L119-127	0-3	5	at Chicago	L103-116	23-21	
17	at Buffalo	W102-93	1-3	6	at Detroit	L99-100	23-22	
20	<b>Phoenix</b>	<b>W115-114</b>	<b>2-3</b>	8	<b>San Francisco</b>	<b>L117-120</b>	<b>23-23</b>	
22	<b>Cleveland</b>	<b>W140-110</b>	<b>3-3</b>	9	at San Francisco	L103-109	23-24	
24	<b>Philadelphia</b>	<b>W116-111</b>	<b>4-3</b>	15	<b>Baltimore</b>	<b>L117-124</b>	<b>23-25</b>	
25	at Phoenix	L98-117	4-4	17	<b>Philadelphia</b>	<b>L105-106</b>	<b>23-26</b>	
27	at Milwaukee	L113-126	4-5	19	at New York	L113-117 (OT)	23-27	
28	at Cleveland	W110-99	5-5	20	at Boston	L112-142	23-28	
29	at New York	L107-114	5-6	22	at Buffalo	L94-101	23-29	
31	at Atlanta	W121-117	6-6	23	at Baltimore	L120-127	23-30	
Nov.	4 <b>New York</b>	<b>L100-109</b>	<b>6-7</b>	25	<b>Buffalo</b>	<b>W114-106</b>	<b>24-30</b>	
6	<b>Baltimore</b>	<b>L118-125</b>	<b>6-8</b>	27	<b>Chicago</b>	<b>L106-111</b>	<b>24-31</b>	
7	at San Francisco	L102-114	6-9	29	at Detroit	L104-131	24-32	
11	<b>Cincinnati</b>	<b>W127-120</b>	<b>7-9</b>	30	at Cincinnati	L110-116	24-33	
13	<b>San Francisco</b>	<b>L102-107</b>	<b>7-10</b>	31	at Atlanta	L120-131	24-34	
14	<b>Detroit</b>	<b>W112-101</b>	<b>8-10</b>	Feb.	2	at L.A. Lakers	L105-133	24-35
16	at Portland	W136-118	9-10	3	<b>Milwaukee</b>	<b>L101-108</b>	<b>24-36</b>	
18	<b>Milwaukee</b>	<b>L111-117</b>	<b>9-11</b>	5	<b>Cleveland</b>	<b>W116-105</b>	<b>25-36</b>	
20	<b>Seattle</b>	<b>W121-106</b>	<b>10-11</b>	6	<b>L.A. Lakers</b>	<b>L108-115</b>	<b>25-37</b>	
21	at Seattle	W115-114	11-11	7	at Seattle	W124-107	26-37	
24	at Detroit	L104-111	11-12	9	<b>Seattle</b>	<b>W132-115</b>	<b>27-37</b>	
25	at Cincinnati	W138-120	12-12	11	<b>San Francisco</b>	<b>W119-111</b>	<b>28-37</b>	
27	<b>Atlanta</b>	<b>W128-127</b>	<b>13-12</b>	13	<b>Cincinnati</b>	<b>W120-116</b>	<b>29-37</b>	
28	at Phoenix	W117-116	14-12	18	<b>New York</b>	<b>L115-116</b>	<b>29-38</b>	
29	at L.A. Lakers	L112-130	14-13	19	at San Francisco	W109-103	30-38	
1	at Portland	W120-114	15-13	20	<b>Boston</b>	<b>W128-118</b>	<b>31-38</b>	
5	<b>L.A. Lakers</b>	<b>W119-116</b>	<b>16-13</b>	23	at New York	W126-109	32-38	
6	at Phoenix	L102-108	16-14	24	at Milwaukee	L104-139	32-39	
11	<b>Phoenix</b>	<b>W110-104</b>	<b>17-14</b>	Mar.	2	at Philadelphia	W111-103	33-39
12	at Chicago	L98-103	17-15	3	at Boston	L113-128	33-40	
13	at Cleveland	W118-95	18-15	5	<b>Seattle</b>	<b>L110-111</b>	<b>33-41</b>	
15	at Philadelphia	L98-122	18-16	6	Chicago (Oakland)	L99-105	33-42	
16	at Atlanta	L117-128	18-17	7	<b>Portland</b>	<b>W135-121</b>	<b>34-42</b>	
18	<b>Detroit</b>	<b>L116-129</b>	<b>18-18</b>	9	<b>Buffalo</b>	<b>W106-96</b>	<b>35-42</b>	
19	Portland (Oakland)	W118-108	19-18	11	<b>Boston</b>	<b>W115-91</b>	<b>36-42</b>	
20	at Seattle	W110-108	20-18	13	<b>Baltimore</b>	<b>W121-115</b>	<b>37-42</b>	
23	<b>Atlanta</b>	<b>W133-102</b>	<b>21-18</b>	17	<b>Detroit</b>	<b>W106-99</b>	<b>38-42</b>	
27	<b>Chicago</b>	<b>L101-110</b>	<b>21-19</b>	19	<b>Milwaukee</b>	<b>W111-99</b>	<b>39-42</b>	
29	<b>Boston</b>	<b>L108-110</b>	<b>21-20</b>	21	<b>Phoenix</b>	<b>W132-114</b>	<b>40-42</b>	

# 1971-72 Houston Rockets

(34-48, 4th Pacific)

## Final Statistics

Player	G-S	Min	FGM-A	Pct.	FTM-A	Pct.	Reb.	Avg.	A	Avg.	PF-D	TP	AVG
Elvin Hayes	82-82	3461	832-1918	.434	399-615	.649	1197	14.6	270	3.3	233-1	2063	25.2
Stu Lantz	81-78	3097	557-1279	.435	367-462	.838	345	4.3	337	4.2	211-2	1501	18.5
Calvin Murphy	82-40	2538	571-1255	.455	349-392	.890	258	3.2	393	4.8	298-6	1491	18.2
Rudy Tomjanovich	78-61	2689	500-1010	.495	173-238	.723	923	11.8	117	1.5	193-2	1172	15.0
Cliff Meely	77-36	1815	315-776	.406	132-197	.675	507	6.6	119	1.6	254-9	763	9.9
Greg Smith (TOT)	82	2256	309-671	.461	111-168	.661	483	5.9	222	2.7	259-4	729	8.9
Greg Smith (HOU)	54-50	1519	212-473	.448	70-110	.636	322	6.0	159	2.9	167-3	494	9.1
Mike Newlin	82-25	1495	256-618	.414	108-144	.750	228	2.8	135	1.7	233-6	620	7.6
Jim Davis	12-1	180	18-54	.333	26-38	.684	44	3.7	5	0.4	18-0	62	5.2
Larry Siegfried	10-8	223	18-46	.391	12-14	.857	10	1.0	20	2.0	21-0	48	4.8
Don Adams	3-1	41	6-19	.316	1-2	.500	8	2.7	3	1.0	7-1	13	4.3
Dick Gibbs	64-4	757	90-265	.340	55-66	.833	140	2.2	51	0.8	127-0	235	3.7
Curtis Perry	25-5	355	38-115	.330	12-24	.500	122	4.9	22	0.9	47-1	88	3.5
John Vallely (TOT)	49	366	69-171	.404	30-45	.667	32	0.7	37	0.8	50-0	168	3.4
John Vallely (HOU)	40-1	256	49-128	.383	17-25	.680	21	0.5	28	0.7	37-0	115	2.9
John Egan	38-0	437	42-104	.404	26-32	.813	26	0.7	51	1.3	55-0	110	2.9
M. McLemore (TOT)	27	246	28-71	.394	20-24	.833	73	2.7	22	0.8	33-1	76	2.8
M. McLemore (HOU)	17-0	147	19-43	.442	9-12	.750	39	2.3	10	0.6	15-1	47	2.8
Dick Cunningham	63-5	720	67-174	.385	37-53	.698	243	3.9	57	0.9	76-0	171	2.7
ROCKETS	82	19730	3590-8277	.434	1813-2424	.748	4433	54.1	1777	21.7	1992-32	8993	109.7
OPPONENTS	82	19730	3542-7817	.453	2037-2737	.744	4298	52.4	1945	23.7	1944-19	9121	111.2

Date	Opponent	Score	Record	Date	Opponent	Score	Record
Oct. 14	Philadelphia (Astrohall)	L94-105	0-1	5	Boston (Hofheinz)	L105-113	15-27
16	at Phoenix	L108-128	0-2	9	Golden State (Hofheinz)	L112-113	15-28
17	Detroit (San Antonio)	L99-112	0-3	11	at Seattle	L126-141	15-29
20	Chicago (Waco)	L110-125	0-4	15	Cleveland (Hofheinz)	W112-109	16-29
22	at Seattle	L91-110	0-5	16	New York (Hofheinz)	L108-109	16-30
24	L.A. Lakers (Astrodome)	L103-113	0-6	20	at Cincinnati	W104-87	17-30
26	at Detroit	W104-103	1-6	21	at Boston	L105-110	17-31
27	at Boston	L97-108	1-7	22	at Chicago	L108-115	17-32
28	at New York	L94-112	1-8	23	at Detroit	W109-107	18-32
31	Buffalo (Astrohall)	W102-87	2-8	25	Portland (Astrodome)	W118-104	19-32
Nov. 3	New York (Astrodome)	L98-117	2-9	26	Chicago (San Antonio)	L108-117	19-33
4	Portland (Astrohall)	L110-112	2-10	28	at L.A. Lakers	L105-118	19-34
7	Baltimore (Astrohall)	L106-109	2-11	Feb. 2	Seattle (San Antonio)	W111-88	20-34
9	at Golden State	L99-115	2-12	4	at Portland	L113-114	20-35
10	Boston (Astrodome)	L103-142	2-13	5	Milwaukee (Hofheinz)	L112-119	20-36
12	at Milwaukee	L102-111	2-14	6	Atlanta (Hofheinz)	W120-113	21-36
13	at Chicago	L102-111	2-15	8	Seattle (Portland)	L119-127	21-37
16	at Baltimore	L107-110	2-16	11	Baltimore (Hofheinz)	W116-95	22-37
17	at Philadelphia	W118-112	3-16	13	Cincinnati (Hofheinz)	W112-111	23-37
19	at L.A. Lakers	L99-106	3-17	14	at Philadelphia	W130-116	24-37
21	Golden State (San Diego)	W115-96	4-17	15	at Baltimore	L98-113	24-38
24	Philadelphia (Astrohall)	W109-108	5-17	16	at New York	L100-110	24-39
28	Phoenix (Astrohall)	L110-116	5-18	18	at Buffalo	W108-96	25-39
30	at Buffalo	W115-101	6-18	23	L.A. Lakers (Waco)	W115-110	26-39
Dec. 1	at Cleveland	L106-116	6-19	26	Detroit (Hofheinz)	W122-106	27-39
3	at Detroit	L112-113	6-20	27	Golden State (Hofheinz)	L104-117	27-40
4	at Boston	L107-117	6-21	Mar. 1	Cincinnati (El Paso)	W108-96	28-40
8	L.A. Lakers (Astrodome)	L120-125	6-22	3	Golden State (San Diego)	L107-108	28-41
10	Atlanta (Astrodome)	W95-88	7-22	4	Cleveland (Hofheinz)	L123-130	28-42
11	at Phoenix	W111-110	8-22	5	Chicago (Hofheinz)	L97-128	28-43
12	Seattle (Hofheinz)	W100-98	9-22	9	Portland (Seattle)	W114-111	29-43
14	at Milwaukee	L98-106	9-23	10	Golden State (Hofheinz)	L116-119	29-44
15	at Atlanta	W117-115 (OT)	10-23	11	Buffalo (Hofheinz)	W121-100	30-44
17	at Chicago	W109-98	11-23	12	Philadelphia (Hofheinz)	W121-112	31-44
18	at Cincinnati	W126-116	12-23	16	New York (Astrodome)	L102-103	31-45
21	at Portland	W132-119	13-23	18	Milwaukee (Astrodome)	L116-120 (OT)	31-46
26	at L.A. Lakers	L115-137	13-24	21	at Milwaukee	L94-111	31-47
29	Phoenix (Hofheinz)	L106-124	13-25	22	at Atlanta	L106-107	31-48
30	Atlanta (Hofheinz)	W129-115	14-25	24	at Cleveland	W127-119	32-48
Jan. 2	Detroit (Hofheinz)	L107-109	14-26	25	at Baltimore	W106-85	33-48
4	Seattle (Hofheinz)	W119-110	15-26	26	Portland (Hofheinz)	W131-109	34-48

# 1972-73 Houston Rockets

(33-49, 3rd Central)

## Final Statistics

Player	G-S	Min	FGM-A	Pct.	FTM-A	Pct.	Reb.	Avg.	A	Avg.	PF-D	TP	AVG
Rudy Tomjanovich	81-65	2972	655-1371	.478	205-335	.746	938	11.6	178	2.2	225-1	1560	19.3
Jack Marin	81-81	3019	624-1334	.468	248-292	.849	499	6.2	291	3.6	247-4	1496	18.5
Jimmy Walker	81-81	3079	605-1301	.465	244-276	.884	268	3.3	442	5.5	207-0	1454	18.0
Mike Newlin	82-70	2658	534-1206	.443	327-369	.886	340	4.2	409	5.0	301-5	1395	17.0
Calvin Murphy	77-13	1697	381-820	.465	239-269	.888	149	1.9	262	3.4	211-3	1001	13.0
Otto Moore	82-68	2712	418-859	.487	127-211	.602	868	10.6	167	2.0	239-4	963	11.7
Don Smith	48-13	900	149-375	.397	119-162	.735	304	6.3	53	1.1	108-2	417	8.7
Cliff Meely	82-19	1694	268-657	.408	92-137	.672	496	6.1	91	1.1	263-6	628	7.7
Paul McCracken	24-0	305	44-89	.494	23-39	.590	51	2.1	17	0.9	32-0	111	4.6
Stan McKenzie (TOT)	33-0	294	48-119	.403	30-37	.811	55	1.7	23	0.7	43-1	126	3.8
Stan McKenzie (HOU)	26-0	187	35-83	.422	16-21	.762	34	1.3	15	0.6	28-0	86	3.3
Greg Smith	4-0	41	5-16	.313	0-0	.000	8	2.0	5	1.3	8-0	10	2.5
George Johnson	19-0	169	20-39	.513	3-4	.750	45	2.4	3	0.2	33-0	43	2.3
Eric McWilliams	44-0	245	34-98	.347	18-37	.486	60	1.4	5	0.1	46-0	86	2.0
Dick Gibbs	1-0	2	0-1	.000	0-0	.000	0	0.0	1	1.0	1-0	0	0.0
ROCKETS	82	19680	3772-8249	.457	1706-2152	.793	4060	49.5	1939	23.7	1949-25	9250	112.8
OPPONENTS	82	19680	3824-8119	.471	1744-2290	.762	4338	52.9	2104	25.7	1902-22	9302	114.5

Date	Opponent	Score	Record	Date	Opponent	Score	Record
Oct. 13	at Cleveland	W109-108	1-0	10	at Boston	L107-128	17-25
14	at Buffalo	W121-113	2-0	12	New York	L103-104	17-26
17	at New York	L95-103	2-1	13	Cleveland	L115-123	17-27
20	Atlanta	W120-108	3-1	17	Golden State (San Antonio)	L117-123	17-28
21	Chicago	L97-130	3-2	19	Cleveland	L104-108	17-29
25	L.A. Lakers (San Antonio)	L107-112	3-3	20	Portland	L115-130	17-30
27	Detroit	W130-118	4-3	21	New York	W107-103	18-30
31	at Atlanta	W106-105	5-3	25	Milwaukee (Madison)	W129-125	19-30
Nov. 1	at Philadelphia	W108-104	6-3	26	at Boston	L126-139	19-31
3	Atlanta	L108-114	6-4	28	Atlanta	W116-108	20-31
4	Detroit (San Antonio)	W118-108	7-4	30	at Portland	W123-120	21-31
7	at L.A. Lakers	L109-122	7-5	31	at Seattle	L109-118	21-32
10	at Phoenix	L109-115	7-6	Feb. 2	at L.A. Lakers	L109-126	21-33
11	Philadelphia (San Antonio)	L112-114	7-7	3	at Phoenix	L123-132	21-34
14	at Baltimore	L103-104	7-8	4	Buffalo (San Antonio)	W130-118	22-34
16	at New York	L100-119	7-9	6	Philadelphia (San Antonio)	W123-117	23-34
18	at Kansas City	L117-127	7-10	9	Kansas City	L116-121	23-35
21	at Chicago	L105-113	7-11	10	at Atlanta	L91-103	23-36
22	Golden State	W132-104	8-11	13	at Kansas City	L118-132	23-37
25	Seattle	W114-109	9-11	16	at Milwaukee	L103-105	23-38
28	Baltimore (San Antonio)	L90-108	9-12	17	Phoenix	W127-111	24-38
29	Baltimore (San Antonio)	W102-94	10-12	18	Chicago	L99-110	24-39
Dec. 1	at Baltimore	L96-103	10-13	21	Seattle (San Antonio)	W139-107	25-39
2	Kansas City-Omaha	L109-114	10-14	23	Philadelphia (Hershey)	W138-116	26-39
5	at Golden State	L101-108	10-15	25	at Detroit	L112-129	26-40
8	Portland	W114-108	11-15	27	at Buffalo	W112-105	27-40
12	at Buffalo	L94-95	11-16	Mar. 3	at Atlanta	L125-136	27-41
15	at Baltimore	L91-94	11-17	4	Milwaukee	L101-116	27-42
16	at Detroit	W123-112	12-17	7	Cleveland (San Antonio)	L100-118	27-43
17	at Cleveland	W110-109	13-17	9	Baltimore	L104-109	27-44
20	New York (San Antonio)	L102-124	13-18	10	Cleveland	W131-116	28-44
22	Philadelphia	W116-103	14-18	11	Atlanta	W129-118	29-44
26	Phoenix	W113-110	15-18	15	at Golden State	L125-141	29-45
27	L.A. Lakers	W136-104	16-18	16	at Portland	L128-141	29-46
29	Milwaukee	L101-114	16-19	18	at Seattle	L112-121	29-47
Jan. 2	Boston	L110-130	16-20	20	Boston (Providence)	L89-94	29-48
3	Boston	W123-112	17-20	21	at Baltimore	W118-110	30-48
4	at Chicago	L97-111	17-21	23	at Philadelphia	W132-112	31-48
6	at New York	L106-116	17-22	25	Boston	L121-125	31-49
7	at Cleveland	L97-102	17-23	27	Buffalo (San Antonio)	W121-111	32-49
9	at Atlanta	L114-120	17-24	28	Buffalo (San Antonio)	W138-122	33-49



# 1973-74 Houston Rockets

(32-50, 3rd Central)

## Final Statistics

Player	G-S	Min	FGM-A	Pct.	FTM-A	Pct.	Rebounds		Avg.	A	Avg.	PF-D	S	B	TP	Avg.
							O-D-Tot									
Rudy Tomjanovich	80-80	3227	788-1470	.536	385-454	.848	230-487-717		9.0	250	3.1	230-0	89	66	1961	24.5
Calvin Murphy	81-79	2922	671-1285	.522	310-357	.868	51-137-188		2.3	603	7.4	310-8	157	4	1652	20.4
Mike Newlin	76-70	2591	510-1139	.448	380-444	.856	77-185-262		3.5	363	4.8	259-5	87	9	1400	18.4
Don Smith	79-63	2459	336-732	.459	193-240	.804	259-664-923		11.7	166	2.1	227-3	80	104	865	10.9
Jack Marin	47-10	1102	210-443	.474	82-98	.837	29-77-106		2.3	121	2.6	120-2	23	8	502	10.7
Cliff Meely	77-31	1754	330-773	.427	90-140	.643	103-336-439		5.7	124	1.6	234-5	53	77	750	9.7
Ed Ratleff	81-8	1773	254-585	.434	103-129	.798	93-193-286		3.5	181	2.2	182-2	90	27	611	7.5
Matt Guokas	39-27	1007	93-203	.458	21-28	.750	17-43-60		1.5	133	3.4	73-1	27	14	207	5.3
E.C. Coleman	58-28	1075	128-250	.512	47-74	.635	81-171-252		4.4	76	1.3	162-4	37	20	303	5.2
Otto Moore	13-7	313	32-69	.464	4-8	.500	20-64-84		6.5	18	1.4	37-2	10	18	68	5.2
Dave Wohl (TOT)	67	1055	121-277	.437	75-102	.735	11-35-46		0.7	236	3.5	136-3	76	2	317	4.7
Dave Wohl (HOU)	26-0	449	61-127	.480	33-42	.786	4-13-17		0.7	109	4.2	64-2	43	1	155	6.0
Jimmy Walker	6-0	38	7-12	.583	0-1	.000	0-2-2		0.7	4	1.3	4-0	0	0	14	4.7
Ron Riley (TOT)	48	591	81-202	.401	24-38	.632	48-129-177		3.7	37	0.8	95-0	18	24	186	3.9
Ron Riley (HOU)	36-5	421	57-145	.393	10-14	.714	35-86-121		3.4	29	0.8	68-0	15	22	124	3.4
Kevin Kunnert (TOT)	64	701	105-215	.488	21-33	.636	83-134-217		3.4	43	0.7	151-0	10	54	231	3.6
Kevin Kunnert (HOU)	25-0	361	56-114	.491	10-17	.588	40-71-111		4.4	18	0.7	68-1	5	29	122	4.9
George Johnson	26-2	238	23-51	.451	8-17	.471	20-41-61		2.4	9	0.4	46-1	8	8	54	2.1
Stan McKenzie	11-0	112	7-24	.292	6-8	.750	3-13-16		1.5	6	0.6	17-0	3	0	20	1.8
Paul McCracken	4-0	13	1-4	.250	0-0	.000	1-5-6		1.5	2	0.5	3-0	0	0	2	0.5
ROCKETS	82	19855	3564-7426	.480	1682-2071	.812	1063-2588-3651		44.5	2212	27.0	2104-36	727	407	8810	107.4
OPPONENTS	82	19855	3551-7433	.478	1719-2337	.736	1162-2619-3781		46.1	2122	25.9	1994-29	707	375	8821	107.6

Date	Opponent	Score	Record	Date	Opponent	Score	Record
Oct. 9	at Buffalo	L105-107 (OT)	0-1	5	at Golden State	L106-108	14-28
10	at Philadelphia	W104-88	1-1	6	at Seattle	L90-91	14-29
12	at Cleveland	W106-99	2-1	8	Golden State	L92-104	14-30
13	at New York	W86-85	3-1	9	at Phoenix	L101-105	14-31
16	Philadelphia	L101-106	3-2	11	at Buffalo	L99-117	14-32
20	Detroit	L104-107	3-3	13	Buffalo (Toronto)	W121-112	15-32
23	L.A. Lakers	L98-107	3-4	18	New York	W96-90	16-32
24	at Boston	W132-117	4-4	20	at Capital	L105-111	16-33
26	at Chicago	L113-121	4-5	22	at New York	W108-93	17-33
27	Chicago	L92-102	4-6	23	at Atlanta	W115-104	18-33
31	New York	L91-102	4-7	25	at Detroit	L89-93	18-34
Nov. 2	Atlanta	L123-125	4-8	27	Buffalo	L108-122	18-35
4	at L.A. Lakers	L93-106	4-9	29	Seattle	L107-115	18-36
7	Capital	L97-111	4-10	31	Golden State	L108-109	18-37
9	at Cleveland	L106-111	4-11	Feb. 2	at Atlanta	L107-117	18-38
13	Philadelphia	W97-83	5-11	3	Atlanta	W123-112	19-38
14	at Kansas City	L116-118 (OT)	5-12	5	L.A. Lakers	W116-112 (OT)	20-38
17	Portland	L87-96	5-13	8	Cleveland	W120-106	21-38
22	Cleveland	L96-104	5-14	10	at Portland	W112-106	22-38
23	Cleveland	L83-85	5-15	12	at L.A. Lakers	W129-119	23-38
27	Phoenix	W125-111	6-15	14	at Phoenix	L99-107	23-39
28	at New York	W114-106	7-15	17	Buffalo	L118-135	23-40
30	Detroit	W110-95	8-15	20	Philadelphia	W115-98	24-40
Dec. 1	at Philadelphia	L106-108 (OT)	8-16	22	Milwaukee	L113-122	24-41
2	at Cleveland	W130-104	9-16	24	Portland	W133-115	25-41
4	at Milwaukee	L109-124	9-17	26	Kansas City-Omaha	W118-101	26-41
5	Capital	W119-99	10-17	Mar. 1	Phoenix	W117-111	27-41
9	at Seattle	W110-107	11-17	2	at Atlanta	L122-129	27-42
11	at Golden State	L107-114	11-18	3	Milwaukee (Madison)	L106-112 (OT)	27-43
14	Boston	L106-114	11-19	6	Chicago	L93-105	27-44
15	at Chicago	L100-104	11-20	8	Boston	W113-106	28-44
17	New York	L97-109	11-21	10	Cleveland	W113-108	29-44
19	Seattle	L118-124 (OT)	11-22	13	Capital	W117-93	30-44
21	Atlanta	L110-124	11-23	15	Capital	W114-105	31-44
22	at Capital	L89-98	11-24	17	at Kansas City-Omaha	L114-125	31-45
23	at Cleveland	L91-99	11-25	19	Boston	L107-110	31-46
26	Kansas City-Omaha	W110-95	12-25	20	at Detroit	L99-103	31-47
28	Milwaukee	L111-127	12-26	22	at Capital	L95-109	31-48
29	at Atlanta	L110-114	12-27	23	Boston (Providence)	L105-108	31-49
Jan. 2	at Philadelphia	W101-99	13-27	24	at Boston	L106-109 (OT)	31-50
4	at Portland	W119-113	14-27	26	Buffalo	W119-96	32-50

# 1974-75 Houston Rockets

(41-41, 2nd Central)

## Final Statistics

Player	G-S	Min	FGM-A	Pct.	FTM-A	Pct.	Rebounds		Avg.	A	Avg.	PF-D	S	B	TP	Avg.
							O-D-Tot									
Rudy Tomjanovich	81-81	3134	694-1323	.525	289-366	.790	184-429-613	7.6	236	2.9	230-1	76	24	1677	20.7	
Calvin Murphy	78-52	2513	557-1152	.484	341-386	.883	52-121-173	2.2	381	4.9	281-8	128	4	1455	18.7	
Mike Newlin	79-70	2709	436-905	.482	265-305	.869	55-205-260	3.3	403	5.1	288-4	111	7	1137	14.4	
Ed Ratleff	80-48	2563	392-851	.461	157-190	.826	185-274-459	5.7	259	3.2	231-5	146	51	941	11.8	
Kevin Kunnert	75-34	1801	346-676	.512	116-169	.686	214-417-631	8.4	108	1.4	223-2	34	84	808	10.8	
Zaid Abdul-Aziz	65-33	1450	235-538	.437	159-203	.783	154-334-488	7.5	84	1.3	128-1	37	74	629	9.7	
Cliff Meely	48-5	753	156-349	.447	68-94	.723	55-109-164	3.4	45	0.9	117-4	21	21	380	7.9	
Dave Wohl	75-39	1722	203-462	.439	79-106	.745	26-86-112	1.5	340	4.5	184-1	75	9	485	6.5	
Ron Riley	77-33	1578	196-470	.417	71-97	.732	137-243-380	4.9	130	1.7	197-3	56	22	463	6.0	
Steve Hawes	55-15	897	140-279	.502	45-55	.818	80-195-275	5.0	88	1.6	99-1	36	36	325	5.9	
Owen Wells	33-0	214	42-100	.420	15-22	.682	12-23-35	1.1	22	0.7	38-0	9	3	99	3.0	
Gus Bailey	47-0	446	51-126	.405	20-41	.488	23-59-82	1.8	59	1.3	52-0	17	16	122	2.6	
ROCKETS	82	19780	3448-7231	.477	1625-2034	.799	1177-2495-3672	44.8	2155	26.3	2068-30	746	351	8521	103.9	
OPPONENTS	82	19780	3429-7127	.481	1576-2127	.741	1036-2380-3416	41.7	2024	24.7	2063-37	750	308	8434	102.9	

Date	Opponent	Score	Record	Date	Opponent	Score	Record
Oct. 18	at Milwaukee	W106-101	1-0	17	Portland	L106-127	20-22
19	at Atlanta	L112-118	1-1	18	Boston (Hartford)	L101-123	20-23
22	at New York	L100-110	1-2	21	Boston	L102-113	20-24
23	at Washington	L95-99	1-3	23	at Atlanta	W96-95	21-24
25	Philadelphia	W110-86	2-3	24	Milwaukee	W95-91	22-24
30	at New Orleans	W113-100	3-3	26	at Washington	L90-118	22-25
31	Washington	W95-92	4-3	28	L.A. Lakers	W104-89	23-25
Nov. 2	Kansas City-Omaha	W120-97	5-3	30	Detroit	W103-88	24-25
5	New York	L93-106	5-4	1	at New York	W95-93	25-25
7	Milwaukee	W103-93	6-4	2	at Philadelphia	L77-90	25-26
9	Phoenix	L96-101	6-5	4	Golden State	L105-107	25-27
12	at Kansas City-Omaha	W103-99	7-5	5	at New Orleans	W124-97	26-27
14	Chicago	W105-96	8-5	7	Atlanta	W105-97	27-27
16	Detroit	W118-98	9-5	9	at Portland	W102-92	28-27
19	Cleveland	W94-85	10-5	11	at Golden State	W112-108 (OT)	29-27
22	at L.A. Lakers	L83-89	10-6	12	at Seattle	L103-104	29-28
24	at Seattle	W124-109	11-6	14	New Orleans	L112-124	29-29
26	at Golden State	L124-144	11-7	16	at Cleveland	L95-100	29-30
27	at Portland	L97-111	11-8	18	Portland	W107-83	30-30
29	Atlanta	L91-96	11-9	21	Philadelphia	W103-85	31-30
30	at Phoenix	L100-112	11-10	23	at New Orleans	L99-108	31-31
Dec. 3	at Cleveland	L91-97	11-11	25	Cleveland	W114-87	32-31
4	at Detroit	L69-88	11-12	28	Chicago	W102-87	33-31
6	Boston	L114-120 (OT)	11-13	Mar. 1	New Orleans	W121-109	34-31
10	Golden State	W111-97	12-13	2	Phoenix	W110-104	35-31
11	at Philadelphia	L96-103	12-14	7	Cleveland	W93-86	36-31
12	Buffalo (Toronto)	L113-124	12-15	8	at Phoenix	W112-107	37-31
14	Kansas City-Omaha	W123-84	13-15	9	at L.A. Lakers	L95-116	37-32
17	New Orleans	W109-83	14-15	11	Seattle	L117-122 (OT)	37-33
20	Washington	W116-91	15-15	12	at Washington	L88-117	37-34
21	at Atlanta	W101-96	16-15	14	New York	L94-103	37-35
26	Atlanta	W114-86	17-15	16	at Boston	L94-99	37-36
28	Buffalo	W125-117	18-15	18	Buffalo	W122-115	38-36
30	L.A. Lakers	W120-107	19-15	21	at Detroit	L110-121	38-37
Jan. 3	at Cleveland	L83-95	19-16	22	at Buffalo	L112-117	38-38
4	at Milwaukee	L89-93	19-17	23	at Cleveland	L95-101	38-39
5	at Kansas City	W115-106	20-17	25	at Chicago	L94-112	38-40
7	at Chicago	L97-106	20-18	28	Cleveland	W112-105	39-40
9	Washington	L94-102	20-19	29	New Orleans	W107-105	40-40
10	at New Orleans	L108-111	20-20	Apr. 1	Atlanta	W113-104	41-40
16	Seattle	L125-127 (OT)	20-21	2	at Washington	L85-112	41-41

# 1975-76 Houston Rockets

(40-42, 3rd Central)

## Final Statistics

Player	G-S	Min	FGM-A	Pct.	FTM-A	Pct.	Rebounds		Avg.	A	Avg.	PF-D	S	B	TP	Avg.
							O-D-Tot									
Calvin Murphy	82-82	2995	675-1369	.493	372-410	.907	52-157-209	2.6	596	7.3	294-3	151	6	1722	21.0	
Mike Newlin	82-82	3065	569-1123	.507	385-445	.865	72-264-336	4.1	457	5.6	263-5	106	5	1523	18.6	
Rudy Tomjanovich	79-79	2912	622-1202	.517	221-288	.767	167-499-666	8.4	188	2.4	206-1	42	19	1465	18.5	
Kevin Kunnert	80-80	2335	465-954	.487	102-156	.654	267-520-787	9.8	155	1.9	315-14	57	105	1032	12.9	
Ed Ratleff	72-66	2401	314-647	.485	168-206	.816	107-272-379	5.3	260	3.6	234-4	114	37	796	11.1	
Joe Meriweather	81-4	2042	338-684	.494	154-239	.644	163-353-516	6.4	82	1.0	219-4	36	120	830	10.2	
John Johnson (TOT)	76	1697	316-697	.453	120-155	.774	94-238-332	4.4	217	2.9	194-1	57	36	752	9.9	
John Johnson (HOU)	67-1	1485	275-609	.452	97-128	.758	81-211-292	4.4	163	2.4	163-0	50	28	647	9.7	
Cliff Meely	14-0	174	32-81	.395	9-16	.563	12-40-52	3.7	10	0.7	31-1	9	4	73	5.2	
Ron Riley	65-16	1049	115-280	.411	38-56	.679	91-213-304	4.7	75	1.2	137-1	32	21	268	4.1	
Dave Wohl	50-0	700	66-163	.405	38-49	.776	9-47-56	1.1	112	2.2	112-2	26	1	170	3.4	
Rudy White	32-0	284	42-102	.412	18-25	.720	13-25-38	1.2	30	0.9	32-0	19	5	102	3.2	
Gus Bailey	30-0	262	28-77	.364	14-28	.500	20-30-50	1.7	41	1.4	33-1	14	8	70	2.3	
Steve Hawes	6-0	51	5-13	.385	0-0	.000	5-13-18	3.0	10	1.7	6-0	0	0	10	1.7	
ROCKETS	82	19755	3546-7304	.485	1616-2046	.790	1059-2644-3703	45.2	2213	27.0	2045-36	656	359	8708	106.2	
OPPONENTS	82	19755	3603-7551	.477	1568-2072	.757	1116-2473-3589	43.8	2028	24.7	2050-23	684	311	8774	107.0	

Date	Opponent	Score	Record	Date	Opponent	Score	Record
<b>Oct.</b>	24 at Boston	L94-109	0-1	<b>24</b> Seattle	<b>W110-103</b>	<b>20-22</b>	
	28 at Buffalo	L108-124	0-2	<b>27</b> Philadelphia	<b>W127-116</b>	<b>21-22</b>	
	31 at Detroit	L127-131	0-3	<b>28</b> Cleveland	<b>W108-93</b>	<b>22-22</b>	
<b>Nov.</b>	<b>2 Milwaukee</b>	<b>W104-89</b>	<b>1-3</b>	29 at Kansas City	L86-119	22-23	
	<b>4 New York</b>	<b>W119-106</b>	<b>2-3</b>	31 at New York	W130-114	23-23	
	<b>8 Cleveland</b>	<b>W116-112</b>	<b>3-3</b>	<b>Feb. 5 New Orleans</b>	<b>L111-114</b>	<b>23-24</b>	
	<b>12 Buffalo</b>	<b>L80-93</b>	<b>3-4</b>	<b>7 Chicago</b>	<b>W89-87</b>	<b>24-24</b>	
	13 at New York	L102-108	3-5	<b>9 Kansas City</b>	<b>W105-86</b>	<b>25-24</b>	
	<b>15 New Orleans</b>	<b>W103-101</b>	<b>4-5</b>	<b>11 Boston</b>	<b>W115-103</b>	<b>26-24</b>	
	18 at Cleveland	W95-91	5-5	13 at Philadelphia	L109-134	26-25	
	<b>19 L.A. Lakers</b>	<b>L110-118</b>	<b>5-6</b>	14 at Washington	L89-108	26-26	
	21 at Phoenix	L92-107	5-7	15 at Milwaukee	L105-113	26-27	
	23 at L.A. Lakers	L99-110	5-8	<b>18 L.A. Lakers</b>	<b>W114-98</b>	<b>27-27</b>	
	25 at Washington	W100-89	6-8	<b>20 Milwaukee</b>	<b>W110-108</b>	<b>28-27</b>	
	<b>26 Washington</b>	<b>W97-85</b>	<b>7-8</b>	<b>21 Phoenix</b>	<b>L108-110(OT)</b>	<b>28-28</b>	
	<b>29 Philadelphia</b>	<b>W99-98</b>	<b>8-8</b>	22 at Cleveland	L103-107	28-29	
<b>Dec.</b>	2 at Chicago	W91-77	9-8	<b>23 Cleveland</b>	<b>W117-114</b>	<b>29-29</b>	
	<b>3 Seattle</b>	<b>W107-101</b>	<b>10-8</b>	25 at Boston	L102-103	29-30	
	5 at Detroit	L91-102	10-9	27 at Buffalo	W113-107	30-30	
	<b>6 Detroit</b>	<b>W105-96</b>	<b>11-9</b>	29 at Washington	L108-110	30-31	
	<b>10 Phoenix</b>	<b>L91-105</b>	<b>11-10</b>	<b>Mar. 3 at New Orleans</b>	<b>W113-105</b>	<b>31-31</b>	
	<b>13 Boston</b>	<b>L120-137</b>	<b>11-11</b>	<b>4 Washington</b>	<b>L106-113</b>	<b>31-32</b>	
	16 at Kansas City	W111-100	12-11	<b>6 Atlanta</b>	<b>W101-97</b>	<b>32-32</b>	
	17 at Buffalo	L85-88	12-12	7 at Atlanta	L106-123	32-33	
	<b>19 Atlanta</b>	<b>W113-107</b>	<b>13-12</b>	<b>10 Portland</b>	<b>W113-110</b>	<b>33-33</b>	
	20 at Atlanta	L108-123	13-13	<b>12 Buffalo</b>	<b>W113-100</b>	<b>34-33</b>	
	<b>23 Chicago</b>	<b>W103-94</b>	<b>14-13</b>	<b>13 Golden State</b>	<b>L97-111</b>	<b>34-34</b>	
	25 at New Orleans	L99-101	14-14	<b>16 New York</b>	<b>W116-111</b>	<b>35-34</b>	
	27 at Golden State	W113-110	15-14	<b>17 Atlanta</b>	<b>W124-112</b>	<b>36-34</b>	
	28 at Seattle	L106-116	15-15	19 at Portland	L105-111	36-35	
<b>Jan.</b>	1 at Portland	W110-107	16-15	21 at Seattle	L107-117	36-36	
	3 at Milwaukee	L101-126	16-16	23 at L.A. Lakers	L106-125	36-37	
	5 at Chicago	L97-98	16-17	25 at Golden State	W123-104	37-37	
	<b>7 Kansas City</b>	<b>L106-108</b>	<b>16-18</b>	<b>27 Philadelphia</b>	<b>W109-95</b>	<b>38-37</b>	
	8 at Atlanta	W115-106	17-18	30 at Cleveland	L86-95	38-38	
	<b>10 Portland</b>	<b>W105-94</b>	<b>18-18</b>	2 at Boston	L115-119	38-39	
	<b>14 New York</b>	<b>L103-107(OT)</b>	<b>18-19</b>	5 at Philadelphia	L129-130(OT)	38-40	
	<b>16 Golden State</b>	<b>L103-128</b>	<b>18-20</b>	<b>7 Washington</b>	<b>L105-115</b>	<b>38-41</b>	
	<b>17 New Orleans</b>	<b>L97-103</b>	<b>18-21</b>	9 at New Orleans	L88-99	38-42	
	<b>19 Washington</b>	<b>W115-96</b>	<b>19-21</b>	<b>10 Detroit</b>	<b>W110-99</b>	<b>39-42</b>	
	23 at Phoenix	L115-124	19-22	11 at Atlanta	W122-111	40-42	

# 1976-77 Houston Rockets

(49-33, 1st Central)

## Final Statistics

Player	G-S	Min	FGM-A	Pct.	FTM-A	Pct.	Rebounds		A	Avg.	PF-D	S	B	TP	Avg.
							O-D-Tot								
Rudy Tomjanovich	81-80	3130	733-1437	.510	287-342	.839	172-512-684	8.4	172	2.1	198-1	57	27	1753	21.6
Calvin Murphy	82-80	2764	596-1216	.490	272-307	.886	54-118-172	2.1	386	4.7	281-6	144	8	1464	17.9
Moses Malone (TOT)	82-71	2506	389-810	.480	305-440	.693	437-635-1072	13.1	89	1.1	275-3	67	181	1083	13.2
Moses Malone (HOU)	80-71	2500	389-810	.480	305-440	.693	437-634-1071	13.4	89	1.1	274-3	67	181	1083	13.5
Mike Newlin	82-34	2119	387-850	.455	269-304	.885	53-151-204	2.5	320	3.9	226-2	60	3	1043	12.7
John Lucas	82-56	2531	388-814	.477	135-171	.789	55-164-219	2.7	463	5.7	174-0	125	19	911	11.1
Kevin Kunnert	81-56	2050	333-685	.486	93-126	.738	210-459-669	8.3	154	1.9	361-17	35	105	759	9.4
John Johnson	79-24	1738	319-696	.458	94-132	.712	75-191-266	3.4	163	2.1	199-1	47	24	732	9.3
Dwight Jones	74-10	1239	167-338	.494	101-126	.802	98-186-284	3.8	48	0.7	175-1	38	19	435	5.9
Ed Ratleff	37-2	533	70-161	.435	26-42	.619	24-53-77	2.1	43	1.2	45-0	20	6	166	4.5
Tom Owens	46-1	462	68-135	.504	52-76	.684	47-95-142	3.1	18	0.4	96-2	4	13	188	4.1
Rudy White	46-0	368	47-106	.443	15-25	.600	13-28-41	0.9	35	0.8	39-0	11	1	109	2.4
Eugene Kennedy	32-1	277	31-58	.534	3-8	.375	14-37-51	1.6	6	0.2	45-1	7	5	65	2.0
Dave Wohl	14-0	62	7-17	.412	4-4	1.000	1-4-5	0.4	15	1.1	18-1	0	0	18	1.3
Phil Hicks	2-0	7	0-2	.000	0-0	.000	1-0-1	0.5	1	0.5	1-0	1	0	0	0.0
ROCKETS	82	19780	3535-7325	.483	1656-2103	.787	1254-2632-3886	47.4	1913	23.3	2132-35	616	411	8726	106.4
OPPONENTS	82	19780	3424-7356	.465	1746-2252	.775	1121-2232-3353	40.9	1883	23.0	1978-27	547	350	8594	104.8

Date	Opponent	Score	Record	Date	Opponent	Score	Record
Oct. 21	at Atlanta	W120-104	1-0	21	at Detroit	L86-109	23-19
23	Phoenix	W129-126	2-0	22	Portland	W110-107	24-19
27	Philadelphia	L94-116	2-1	27	Detroit	W114-107	25-19
30	Washington	W105-92	3-1	28	Atlanta	W118-104	26-19
Nov. 3	Boston	W117-111 (OT)	4-1	29	at Atlanta	L97-101	26-20
5	at New Jersey	L91-95	4-2	Feb. 3	at New York	L90-108	26-21
6	at Buffalo	L102-117	4-3	5	New York	W105-103	27-21
9	at Chicago	W111-92	5-3	6	at New Orleans	L90-99	27-22
10	Seattle	W99-97	6-3	8	Cleveland	W97-81	28-22
12	at Milwaukee	L99-111	6-4	9	Chicago	W108-103	29-22
13	New Jersey	L110-114	6-5	11	San Antonio	L104-107	29-23
17	Buffalo	W120-114 (OT)	7-5	16	Seattle	W124-95	30-23
20	Kansas City	W127-126 (OT)	8-5	17	at San Antonio	W113-99	31-23
24	Golden State	W113-107 (OT)	9-5	19	at Kansas City	L109-115	31-24
26	at New Orleans	W105-99	10-5	22	at Denver	L106-118	31-25
27	San Antonio	W125-116	11-5	24	at Phoenix	W109-106	32-25
Dec. 1	Detroit	W110-104	12-5	25	at Portland	W123-106	33-25
2	Milwaukee	W137-110	13-5	27	at L.A. Lakers	L101-106	33-26
4	Indiana	W120-108	14-5	Mar. 2	L.A. Lakers	W120-113	34-26
8	at Phoenix	L95-116	14-6	5	Milwaukee	W119-106	35-26
10	at L.A. Lakers	L99-109	14-7	6	at New Jersey	W99-91	36-26
11	at Golden State	L112-124	14-8	7	at Buffalo	W128-107	37-26
12	at Seattle	W96-92	15-8	9	Phoenix	W105-100	38-26
14	at Portland	L84-104	15-9	11	at Indiana	W124-109	39-26
16	Atlanta	W118-107	16-9	12	New Orleans	W120-104	40-26
18	New Orleans	L106-110	16-10	16	New Jersey	W100-86	41-26
22	Washington	W111-90	17-10	17	at Cleveland	W88-87	42-26
26	at Indiana	W93-79	18-10	18	at Philadelphia	L104-124	42-27
28	at New York	L99-111	18-11	19	Buffalo	W110-104	43-27
29	Philadelphia	W93-91	19-11	22	Indiana	W106-99	44-27
Jan. 1	at Washington	L89-104	19-12	23	Portland	W109-104	45-27
2	at Cleveland	L80-104	19-13	24	at San Antonio	L112-118	45-28
5	New York	W108-107	20-13	26	Kansas City	W107-97	46-28
7	Denver	L107-117	20-14	27	at Detroit	L100-115	46-29
8	at Kansas City	L94-106	20-15	29	at Golden State	L92-109	46-30
11	Boston (Hartford)	L101-105	20-16	30	at Seattle	L105-111	46-31
12	at Philadelphia	L97-102	20-17	Apr. 1	at Washington	W91-85	47-31
14	at Milwaukee	W111-84	21-17	2	Cleveland	W106-93	48-31
15	L.A. Lakers	W122-116	22-17	6	at Boston	W104-93	49-31
18	Chicago	W103-85	23-17	8	at Chicago	L109-113	49-32
19	Boston	L102-112	23-18	9	Denver	L110-118	49-33

# 1977-78 Houston Rockets

(28-54, 6th Central)

## Final Statistics

Player	G-S	Min	FGM-A	Pct.	FTM-A	Pct.	Rebounds		Avg.	A	Avg.	PF-D	S	TO	B	TP	Avg.
							O-D-Tot										
Calvin Murphy	76-72	2900	852-1737	.491	245-267	.918	57-107-164		2.2	259	3.4	241-4	112	173	3	1949	25.6
Rudy Tomjanovich	23-23	849	217-447	.485	61-81	.753	40-98-138		6.0	32	1.4	63-0	15	38	5	495	21.5
Moses Malone	59-59	2107	413-828	.499	318-443	.718	380-506-886		15.0	31	0.5	179-3	48	220	76	1144	19.4
Mike Newlin	45-12	1181	216-495	.436	152-174	.874	36-84-120		2.7	203	4.5	128-1	52	120	9	584	13.0
John Lucas	82-82	2933	412-947	.435	193-250	.772	51-204-255		3.1	768	9.4	208-1	160	213	9	1017	12.4
Dwight Jones	82-50	2476	346-777	.445	181-233	.777	215-426-641		7.8	109	1.3	265-2	77	165	39	873	10.6
Kevin Kunnert	80-44	2152	368-842	.437	93-135	.689	262-431-693		8.7	97	1.2	315-13	44	141	90	829	10.4
Robert Reid	80-55	1849	261-574	.455	63-96	.656	111-248-359		4.5	121	1.5	277-8	67	81	51	585	7.3
Alonso Bradley	43-11	798	130-304	.428	43-59	.729	24-75-99		2.3	54	1.3	83-1	16	55	6	303	7.0
Ron Behagen	3-0	33	7-11	.636	0-1	.000	2-5-7		2.3	2	0.7	6-0	0	3	0	14	4.7
Ed Ratleff	68-1	1163	130-310	.419	39-47	.830	56-106-162		2.4	153	2.3	109-0	60	67	22	299	4.4
John Johnson	1-0	11	1-4	.250	2-3	.667	2-1-3		3.0	1	1.0	3-0	0	3	0	4	4.0
C.J. Kupec	49-0	626	84-197	.426	27-33	.818	27-64-91		1.9	50	1.0	54-0	10	24	3	195	4.0
Zaid Abdul-Aziz (TOT)	16-0	158	23-60	.383	17-23	.739	19-31-50		3.1	10	0.6	29-0	3	11	3	63	3.9
Zaid Abdul-Aziz (HOU)	14-0	134	20-47	.426	15-20	.750	13-22-35		2.5	7	0.5	25-0	2	8	2	55	3.9
Rudy White	21-0	219	31-85	.365	14-18	.778	8-13-21		1.0	22	1.1	24-0	8	22	0	76	3.6
Mike Dunleavy (TOT)	15-0	119	20-50	.400	13-18	.722	1-9-10		0.7	28	1.9	12-0	9	12	1	53	3.5
Mike Dunleavy (HOU)	11-0	102	17-43	.395	11-16	.688	1-8-9		0.8	22	2.0	12-0	8	9	1	45	4.1
Robin Jones	12-0	66	11-20	.550	4-10	.400	5-9-14		1.2	2	0.2	16-0	1	7	1	26	2.2
Larry Moffett	20-0	110	5-17	.294	6-10	.600	10-11-21		1.1	7	0.4	16-0	2	8	2	16	0.8
Phil Bond	7-0	21	2-6	.333	0-0	.000	1-3-4		0.6	2	0.3	1-0	1	2	0	4	0.6
ROCKETS	82	19730	3523-7691	.458	1467-1896	.774	1301-2421-3722		45.4	1942	23.7	2025-33	683	1376	319	8513	103.8
OPPONENTS	82	19730	3571-7704	.482	1699-2238	.759	1195-2525-3720		45.4	1990	24.3	1752-18	605	1410	360	8841	107.8

Date	Opponent	Score	Record	Date	Opponent	Score	Record
Oct. 19	Chicago	L103-107	0-1	18	Seattle	L104-106	15-27
21	at Kansas City	L94-95	0-2	20	Detroit	W118-108	16-27
22	Boston	W110-98	1-2	22	at L.A. Lakers	L101-106	16-28
27	Milwaukee	W133-110	2-2	25	at Phoenix	L96-118	16-29
29	Phoenix	W125-112	3-2	27	at Denver	L100-105	16-30
Nov. 3	Golden State	W113-111 (OT)	4-2	29	at Portland	L88-123	16-31
4	at Milwaukee	L108-110	4-3	Feb. 1	New Jersey	W124-103	17-31
5	Washington	W116-105	5-3	3	New York	W112-102	18-31
8	at Chicago	L104-117	5-4	8	Chicago	W105-101	19-31
9	at Detroit	L107-127	5-5	9	at San Antonio	L94-104	19-32
10	Atlanta	L101-132	5-6	10	San Antonio	L114-125	19-33
12	Portland	W104-102	6-6	12	at New Orleans	W119-112	20-33
16	Buffalo	L97-101	6-7	14	at Kansas City	L102-125	20-34
19	New Orleans	L101-103	6-8	15	Indiana	W126-122	21-34
22	at Philadelphia	L99-105	6-9	17	at Milwaukee	L98-115	21-35
23	at Boston	L100-109	6-10	18	Atlanta	W121-112	22-35
25	at Washington	L91-93	6-11	21	Boston	W111-96	23-35
28	at New York	L86-104	6-12	22	at Detroit	L108-119	23-36
29	New York	W120-103	7-12	24	at New Jersey	L112-126	23-37
Dec. 1	at Cleveland	W105-92	8-12	26	at Buffalo	W110-106	24-37
3	Philadelphia	W120-116 (OT)	9-12	27	Cleveland	L97-110	24-38
6	at Golden State	L105-107	9-13	Mar. 1	Buffalo	L104-114	24-39
9	at L.A. Lakers	W116-105	10-13	3	at Atlanta	L110-133	24-40
10	at Phoenix	L93-110	10-14	5	at Washington	L88-106	24-41
11	at Seattle	L84-116	10-15	7	at New York	L101-112	24-42
14	L.A. Lakers	L91-113	10-16	9	Portland	L94-97	24-43
17	Phoenix	L97-101	10-17	10	Washington	L114-117	24-44
20	at Buffalo	L104-110	10-18	11	Seattle	L91-93	24-45
21	at New Jersey	W103-93	11-18	14	at Cleveland	L98-119	24-46
23	at San Antonio	L101-107	11-19	16	Detroit	L98-106	24-47
26	Kansas City	W113-99	12-19	18	New Jersey	L104-106	24-48
29	Cleveland	W104-99	13-19	21	at Chicago	L99-101	24-49
30	at Indiana	L98-99	13-20	22	L.A. Lakers	L106-124	24-50
Jan. 4	Indiana	W104-96	14-20	24	Kansas City	W107-103	25-50
6	Milwaukee	L101-103	14-21	29	Golden State	L89-112	25-51
7	at Atlanta	L82-106	14-22	Apr. 1	Philadelphia	W116-112	26-51
10	at Philadelphia	L80-95	14-23	2	at Denver	L100-109	26-52
11	at Boston	L88-91	14-24	4	at Portland	W101-89	27-52
12	Denver	L106-109	14-25	5	at Seattle	L100-113	27-53
14	San Antonio	W104-93	15-25	7	New Orleans	L114-117	27-54
17	at New Orleans	L95-99	15-26	8	at Indiana	W112-111	28-54

# 1978-79 Houston Rockets

(47-35, 2nd Central)

## Final Statistics

Player	G-S	Min	FGM-A	Pct.	FTM-A	Pct.	Rebounds		Avg.	A	Avg.	PF-D	S	TO	B	TP	Avg.
							O-D-Tot										
Moses Malone	82-82	3390	716-1325	.540	599-811	.739	587-857-1444		17.6	147	1.8	223-0	79	326	119	2031	24.8
Calvin Murphy	82-81	2941	707-1424	.496	246-265	.928	78-95-173		2.1	351	4.3	288-5	117	187	6	1660	20.2
Rudy Tomjanovich	74-74	2641	620-1200	.517	168-221	.760	170-402-572		7.7	137	1.9	186-0	44	138	18	1408	19.0
Rick Barry	80-78	2566	461-1000	.461	160-169	.947	40-237-277		3.5	502	6.3	195-0	95	198	38	1082	13.5
Robert Reid	82-27	2259	382-777	.492	131-186	.704	129-354-483		5.9	230	2.8	302-7	75	131	48	895	10.9
Mike Newlin	76-28	1828	283-581	.487	212-243	.872	51-119-170		2.2	291	3.8	218-3	51	175	79	778	10.2
Mike Dunleavy	74-19	1486	215-425	.506	159-184	.864	28-100-128		1.7	324	4.4	168-2	56	130	5	589	8.0
Dwight Jones	81-2	1215	181-395	.458	96-132	.727	110-218-328		4.1	57	0.7	204-1	34	102	26	458	5.7
Slick Watts	61-19	1046	92-227	.405	41-67	.612	35-68-103		1.7	243	4.0	143-1	73	71	14	225	3.7
Jack Dorsey	20-0	108	24-43	.558	8-16	.500	12-11-23		1.2	2	0.1	25-0	1	8	2	56	2.8
Alonzo Bradley	34-0	245	37-88	.420	22-33	.667	13-33-46		1.4	17	0.5	33-0	5	17	1	96	2.8
E.C. Coleman	6-0	39	5-7	.714	1-1	1.000	1-6-7		1.2	1	0.2	11-0	2	0	0	11	1.8
Tom Barker	5-0	16	3-6	.500	2-2	1.000	2-4-6		1.2	0	0.0	5-0	0	1	0	8	1.6
ROCKETS	82	19780	3726-7498	.497	1845-2330	.792	1256-2304-3760		45.9	2302	28.1	2001-19	632	1510	286	9297	113.4
OPPONENTS	82	19780	3795-7625	.498	1627-2211	.736	1186-2315-3501		42.7	2278	27.8	2055-43	660	1400	431	9217	112.4

Date	Opponent	Score	Record	Date	Opponent	Score	Record
Oct. 13	at New York	W111-107	1-0	14	at Atlanta	L105-115	24-18
14	at Boston	W114-108	2-0	17	at Golden State	W104-103	25-18
18	New Jersey	W139-87	3-0	19	at L.A. Lakers	W122-121 (OT)	26-18
19	at Kansas City	L103-108	3-1	20	at Phoenix	L97-116	26-19
21	Boston	W118-101	4-1	24	Denver	W117-116	27-19
25	New York	W106-101	5-1	27	Seattle	L94-99	27-20
28	Philadelphia	L99-101	5-2	30	at Indiana	L106-112	27-21
29	at Denver	L121-134	5-3	31	at Boston	L102-119	27-22
Nov. 1	Golden State	L105-112	5-4	Feb. 2	Washington	L106-120	27-23
4	Phoenix	W110-103	6-4	6	Detroit	W113-108	28-23
10	at Milwaukee	L126-131	6-5	8	Milwaukee	W134-129	29-23
11	San Diego	W136-123	7-5	9	at New Orleans	W106-99	30-23
15	Chicago	L103-117	7-6	10	Seattle	W113-101	31-23
18	San Antonio	W126-120	8-6	13	Indiana	L120-124	31-24
22	L.A. Lakers	L114-121	8-7	15	Portland	W119-116	32-24
24	at Phoenix	L113-120	8-8	16	at Detroit	L96-110	32-25
25	at Portland	L105-127	8-9	18	at New Jersey	L124-126 (OT)	32-26
26	at Seattle	W108-103	9-9	22	at Washington	W120-110	33-26
29	at Golden State	L94-109	9-10	25	at San Antonio	L107-127	33-27
30	at San Diego	W113-104	10-10	27	at Atlanta	L111-125	33-28
Dec. 2	at Chicago	L91-105	10-11	28	Denver	W122-97	34-28
6	Washington	L96-101	10-12	Mar. 2	at Portland	W118-98	35-28
8	at New Orleans	W110-106	11-12	4	at Seattle	L109-119	35-29
9	Portland	W116-110	12-12	6	at Denver	W119-118	36-29
12	Boston	W112-105	13-12	7	at San Diego	L115-138	36-30
14	Golden State	W126-123 (OT)	14-12	10	New Orleans	W124-109	37-30
15	at Philadelphia	L84-91	14-13	14	Kansas City	W129-107	38-30
20	at New Jersey	W108-105	15-13	16	Chicago	W124-118	39-30
21	at Cleveland	L90-101	15-14	17	Phoenix	W134-122	40-30
23	New York	W129-107	16-14	21	Philadelphia	L108-114	40-31
26	at Kansas City	W109-102	17-14	23	at Indiana	L134-141	40-32
27	at Detroit	L119-131	17-15	24	Atlanta	W120-116	41-32
29	Milwaukee	W106-103	18-15	27	at Chicago	W122-116	42-32
30	Detroit	W112-101	19-15	28	Indiana	L124-125	42-33
Jan. 3	New Jersey	W127-122	20-15	30	at San Antonio	W117-116	43-33
5	Atlanta	L106-109	20-16	Apr. 1	at Cleveland	L105-114	43-34
6	L.A. Lakers	W115-112 (OT)	21-16	3	at New York	W116-115	44-34
8	at Milwaukee	L104-116	21-17	4	at Philadelphia	L120-121	44-35
9	Kansas City	W126-110	22-17	6	Cleveland	W112-110	45-35
12	Cleveland	W107-96	23-17	7	San Antonio	W123-106	46-35
13	New Orleans	W117-106	24-17	8	at Washington	W112-102	47-35

# 1979-80 Houston Rockets

(41-41, 2nd Central)

## Final Statistics

Player	G-S	Min	FGM-A	Pct.	3PM-A	Pct.	FTM-A	Pct.	Rebounds		A	Avg.	PF-D	S	TO	B	TP	Avg.
									O-D-Tot	Avg.								
Moses Malone	82-82	3140	778-1549	.502	0-6	.000	563-783	.719	573-617-1190	14.5	147	1.8	210-0	80	300	107	2119	25.8
Calvin Murphy	76-75	2676	624-1267	.493	1-25	.040	271-302	.897	68-82-150	2.0	299	3.9	269-3	143	162	9	1520	20.0
Rudy Tomjanovich	62-50	1834	370-778	.476	22-79	.278	118-147	.803	132-226-358	5.8	109	1.8	161-2	32	98	10	880	14.2
Robert Reid	76-54	2304	419-861	.487	0-3	.000	153-208	.736	140-301-441	5.8	244	3.2	281-2	132	164	57	991	13.0
Rick Barry	72-28	1816	325-771	.422	73-221	.330	143-153	.935	53-183-236	3.3	268	3.7	182-0	80	152	28	866	12.0
Allen Leavell	77-31	2123	330-656	.503	3-19	.158	180-221	.814	57-127-184	2.4	417	5.4	197-1	127	205	28	843	10.9
Billy Paultz (TOT)	84	2193	327-673	.486	0-0	.000	109-182	.599	187-399-586	7.0	188	2.2	213-3	69	-	84	764	9.1
Billy Paultz (HOU)	37-21	980	138-292	.473	0-0	.000	43-82	.524	92-173-265	7.2	70	1.9	86-0	22	57	39	319	8.6
Mike Dunleavy	51-7	1036	148-319	.464	3-20	.150	111-134	.828	26-74-100	2.0	210	4.1	120-2	40	110	4	410	8.0
Dwight Jones	21-0	278	50-119	.420	0-0	.000	27-36	.750	31-41-72	3.4	11	0.5	48-0	4	20	5	127	6.0
Tom Henderson	66-51	1551	154-323	.477	0-2	.000	56-77	.727	34-77-111	1.7	274	4.2	107-1	55	102	4	364	5.5
Major Jones	82-11	1545	188-392	.480	1-3	.333	61-108	.565	147-234-381	4.7	67	0.8	186-0	50	112	67	438	5.3
John Shumate	29-0	332	34-64	.531	0-0	.000	33-44	.750	25-54-79	2.7	23	0.8	39-0	8	27	9	101	3.5
Rudy White	9-0	106	13-24	.542	0-0	.000	10-13	.769	0-9-9	1.0	5	0.6	8-0	5	8	0	36	4.0
Paul Mokeski	12-0	113	11-33	.333	0-0	.000	7-9	.778	14-15-29	2.4	2	0.2	24-0	1	10	6	29	2.4
Alonzo Bradley	22-0	96	17-48	.354	1-1	1.000	6-9	.667	2-4-6	0.3	3	0.1	9-0	3	8	0	41	1.9
ROCKETS	82	19930	3599-7496	.480	104-379	.274	1782-2326	.766	1394-2217-3611	44.0	2149	26.2	1927-11	782	1565	373	9084	110.8
OPPONENTS	82	19930	3658-7382	.496	58-215	.270	1696-2153	.788	1290-2317-3607	44.0	2223	27.1	2049-29	778	1596	428	9070	110.7

Date	Opponent	Score	Record	Date	Opponent	Score	Record
Oct. 12	at Boston	L106-114	0-1	9	Denver	W114-112	20-22
13	at Philadelphia	L105-113	0-2	12	Cleveland	W112-96	21-22
16	at New York	L121-126	0-3	13	at Milwaukee	W121-117	22-22
17	Indiana	W116-112	1-3	16	New Jersey	L112-122	22-23
20	Atlanta	W107-102	2-3	18	Washington	W134-111	23-23
24	Boston	L99-100	2-4	19	at Detroit	L110-122	23-24
28	at New Jersey	L115-120	2-5	22	at Boston	L106-112	23-25
30	at Cleveland	L112-124	2-6	23	San Diego	W111-110 (2OT)	24-25
31	at Indiana	L129-133 (OT)	2-7	26	Seattle	W123-111	25-25
Nov. 3	at Detroit	W114-111	3-7	29	at Indiana	L112-133	25-26
7	New Jersey	W106-101	4-7	30	San Antonio	L111-118	25-27
10	Detroit	W112-104	5-7	31	Philadelphia	L105-110	25-28
13	at Chicago	W128-127	6-7	Feb. 6	New Jersey	W115-114	26-28
14	Golden State	W133-92	7-7	8	Cleveland	W105-104	27-28
16	New York	W133-130	8-7	9	Utah	W117-95	28-28
17	at Atlanta	W102-100	9-7	12	at San Antonio	W120-118	29-28
20	at New York	L125-130 (OT)	9-8	13	New York	W122-117	30-28
21	Philadelphia	W97-94	10-8	15	Milwaukee	L103-114	30-29
23	at Philadelphia	L102-113	10-9	17	at Denver	L99-112	30-30
24	Washington	L103-105	10-10	20	at Golden State	L102-115	30-31
27	at Kansas City	L115-117	10-11	22	at Utah	W94-82	31-31
28	Cleveland	W113-111 (OT)	11-11	24	at L.A. Lakers	L100-112	31-32
30	Atlanta	W106-95	12-11	26	Indiana	W93-88	32-32
Dec. 1	Portland	W120-112 (OT)	13-11	27	Washington	W110-97	33-32
5	L.A. Lakers	L114-116	13-12	28	at Washington	L99-105	33-33
7	Detroit	W124-109	14-12	Mar. 2	Kansas City	L91-94	33-34
8	at San Antonio	L129-138	14-13	4	at Atlanta	W93-83	34-34
12	at San Diego	W118-107	15-13	5	Boston	L99-103 (OT)	34-35
13	at Phoenix	L113-121	15-14	7	at New Jersey	W111-110 (2OT)	35-35
14	at Seattle	L101-109	15-15	8	Atlanta	L79-97	35-36
16	at Portland	L101-123	15-16	11	at New York	L109-129	35-37
19	Chicago	L102-108	15-17	12	at Boston	L105-121	35-38
21	at Philadelphia	L106-117	15-18	14	at Washington	L85-92	35-39
22	at Washington	L114-122	15-19	16	at Detroit	W102-99	36-39
26	San Antonio	W143-110	16-19	19	New York	W139-113	37-39
27	at Atlanta	L110-112	16-20	20	at Cleveland	L96-109	37-40
29	Philadelphia	W104-100	17-20	22	Indiana	W125-110	38-40
Jan. 2	Boston	L103-111	17-21	25	at San Antonio	L107-126	38-41
4	at New Jersey	L101-104	17-22	26	San Antonio	W113-101	39-41
5	Phoenix	W111-110	18-22	28	Detroit	W128-112	40-41
8	at Cleveland	W118-115 (OT)	19-22	30	at Indiana	W121-106	41-41

# 1980-81 Houston Rockets

(40-42, 2nd Midwest)

## Final Statistics

Player	G-S	Min	FGM-A	Pct.	3PM-A	Pct.	FTM-A	Pct.	Rebounds		A	Avg.	PF-D	S	TO	B	TP	Avg.
									O-D-Tot	Avg.								
Moses Malone	80-80	3245	806-1545	.522	1-3	.333	609-804	.757	474-706-1180	14.8	141	1.8	223-0	83	308	150	2222	27.8
Calvin Murphy	76-11	2014	528-1074	.492	4-17	.235	206-215	.958	33-54-87	1.2	222	2.9	209-0	111	129	6	1266	16.7
Robert Reid	82-82	2963	536-1113	.482	0-4	.000	229-303	.756	164-419-583	7.1	344	4.2	325-4	163	198	66	1301	15.9
Rudy Tomjanovich	52-38	1264	263-563	.467	12-51	.235	65-82	.793	78-130-208	4.0	81	1.6	121-0	19	58	6	603	11.6
Mike Dunleavy	74-35	1609	310-632	.491	1-16	.063	156-186	.839	28-90-118	1.6	268	3.6	165-1	64	137	2	777	10.5
Allen Leavell	79-32	1686	258-548	.471	2-17	.118	124-149	.832	30-104-134	1.7	384	4.9	160-1	97	189	15	642	8.1
Billy Paultz	81-29	1659	262-517	.507	0-3	.000	75-153	.490	111-280-391	4.8	105	1.3	182-1	28	89	72	599	7.4
Bill Willoughby	55-11	1145	150-287	.523	0-0	.000	49-64	.766	74-153-227	4.1	64	1.2	102-0	18	74	31	349	6.3
Calvin Garrett	70-35	1638	188-415	.453	1-3	.333	50-62	.806	85-179-264	3.8	132	1.9	167-0	50	90	10	427	6.1
Tom Henderson	66-45	1411	137-332	.413	0-3	.000	78-95	.821	30-74-104	1.6	307	4.7	111-1	53	93	4	352	5.3
Major Jones	68-12	1003	117-252	.464	0-1	.000	64-101	.634	96-138-234	3.4	41	0.6	112-0	18	57	23	298	4.4
John Stroud	9-0	88	11-34	.324	0-0	.000	3-4	.750	7-6-13	1.4	9	1.0	7-0	1	7	0	25	2.8
Lee Johnson	10-0	80	7-23	.304	0-0	.000	3-5	.600	6-14-20	2.0	1	0.1	17-0	0	4	5	17	1.7
ROCKETS	82	19805	3573-7335	.487	21-118	.178	1711-2223	.770	1216-2347-3563	43.5	2099	25.6	1901-8	705	1451	390	8878	108.3
OPPONENTS	82	19805	3617-7341	.493	49-171	.287	1568-2108	.744	1177-2367-3544	43.2	2191	26.7	1977-18	689	1430	367	8851	107.9

Date	Opponent	Score	Record	Date	Opponent	Score	Record
Oct. 10	at San Diego	L104-120	0-1	7	Kansas City	L108-114	18-24
12	at L.A. Lakers	L103-114	0-2	9	at Philadelphia	L94-107	18-25
15	Seattle	W103-100	1-2	10	Portland	W106-105	19-25
17	at Portland	W102-99	2-2	14	Chicago	W109-105	20-25
18	at Golden State	L101-108	2-3	16	at Phoenix	L89-92	20-26
21	at Denver	W119-117	3-3	17	New York	L98-99	20-27
23	Kansas City	L96-105	3-4	18	at Denver	W98-97	21-27
25	Detroit	L109-112	3-5	21	Phoenix	W106-100	22-27
29	Dallas	W109-103	4-5	23	at Kansas City	L107-113	22-28
Nov. 5	San Diego	L104-111	4-6	24	Utah	W106-91	23-28
8	Phoenix	L115-116	4-7	28	New Jersey	W111-99	24-28
11	at Dallas	W105-94	5-7	29	at Utah	L97-99	24-29
12	L.A. Lakers	W107-104	6-7	Feb. 3	Denver	W135-128 (OT)	25-29
14	at Utah	L115-117	6-8	4	Dallas	W116-68	26-29
15	at Seattle	L139-143 (OT)	6-9	6	at Phoenix	L99-112	26-30
18	Seattle	W138-118	7-9	7	Atlanta	W87-81	27-30
20	at Cleveland	W117-114	8-9	11	San Antonio	W108-89	28-30
21	at New Jersey	W116-108	9-9	13	L.A. Lakers	L105-114	28-31
22	at Indiana	L120-129	9-10	14	Milwaukee	L112-117	28-32
24	at New York	L110-113 (OT)	9-11	19	at San Diego	L99-116	28-33
26	Philadelphia	L100-101	9-12	20	at L.A. Lakers	W110-107	29-33
28	at San Antonio	W124-115	10-12	22	at Seattle	W111-96	30-33
29	Dallas	W115-90	11-12	23	at Utah	W106-102	31-33
30	at Phoenix	L114-117	11-13	25	Indiana	W101-100	32-33
Dec. 3	Cleveland	W118-109	12-13	27	Seattle	W96-92	33-33
5	at Kansas City	L100-108	12-14	28	San Diego	L103-104	33-34
6	Denver	W111-108	13-14	Mar. 1	at San Antonio	L86-102	33-35
10	L.A. Lakers	L108-109	13-15	4	Boston	L101-108	33-36
12	at Portland	L100-106	13-16	6	Washington	L104-105	33-37
13	at Golden State	W99-97	14-16	7	at Atlanta	L108-114	33-38
17	San Antonio	L107-113	14-17	11	Golden State	W109-92	34-38
19	at Boston	L119-133	14-18	13	Portland	W126-104	35-38
20	at Chicago	L109-133	14-19	14	Utah	W101-82	36-38
21	at Milwaukee	L91-123	14-20	15	at Denver	L127-138	36-39
23	Golden State	L99-114	14-21	18	at Golden State	L117-118	36-40
26	at Detroit	W114-94	15-21	20	at Portland	L103-107	36-41
27	at Washington	L97-115	15-22	22	at Kansas City	W114-108	37-41
30	San Diego	W104-98	16-22	24	at Dallas	W114-111 (OT)	38-41
Jan. 1	Utah	W117-103	17-22	25	San Antonio	W117-111	39-41
2	at Dallas	W124-120 (OT)	18-22	27	Kansas City	W91-84	40-41
3	Denver	L132-134	18-23	29	at San Antonio	L109-135	40-42



# 1981-82 Houston Rockets

(46-36, 2nd Midwest)

## Final Statistics

Player	G-S	Min	FGM-A	Pct.	3PM-A	Pct.	FTM-A	Pct.	Rebounds		A	Avg.	PF-D	S	TO	B	TP	Avg.
									O-D-Tot	Avg.								
Moses Malone	81-81	3398	945-1822	.519	0-6	.000	630-827	.762	558-630-1188	14.7	142	1.8	208-0	76	294	125	2520	31.1
Elvin Hayes	82-82	3032	519-1100	.472	0-5	.000	280-422	.664	267-480-747	9.1	144	1.8	287-4	62	208	104	1318	16.1
Robert Reid	77-75	2913	437-958	.456	1-10	.100	160-214	.748	175-336-511	6.6	314	4.1	297-2	115	157	48	1035	13.4
Allen Leavell	79-61	2150	370-793	.467	9-31	.290	115-135	.852	49-119-168	2.1	457	5.8	182-2	150	153	15	864	10.9
Calvin Murphy	64-0	1204	277-648	.427	1-16	.063	100-110	.909	20-41-61	1.0	163	2.7	142-0	43	82	1	655	10.2
Bill Willoughby	69-42	1475	240-464	.517	3-7	.429	56-77	.727	107-157-264	3.8	75	1.1	146-1	31	78	59	539	7.8
Mike Dunleavy	70-15	1315	206-450	.458	33-86	.384	75-106	.708	24-80-104	1.5	227	3.2	161-0	45	80	3	520	7.4
Tom Henderson	75-23	1721	183-403	.454	0-2	.000	105-150	.700	33-105-138	1.8	306	4.1	120-0	55	105	7	471	6.3
Calvin Garrett	51-22	858	105-242	.434	3-10	.300	17-26	.654	27-67-94	1.8	76	1.5	94-0	32	38	6	230	4.5
Major Jones	60-6	746	113-213	.531	0-3	.000	42-77	.545	80-122-202	3.4	25	0.4	100-0	20	50	29	268	4.5
Larry Spriggs	4-0	37	7-11	.636	0-0	.000	0-2	.000	2-4-6	1.5	4	1.0	7-0	2	4	0	14	3.5
Billy Paultz	65-3	807	89-226	.394	0-0	.000	34-65	.523	54-126-180	2.8	41	0.6	99-0	15	45	22	212	3.3
Jawann Oldham	22-0	124	13-36	.361	0-0	.000	8-14	.571	7-17-24	1.1	3	0.1	28-0	2	6	10	34	1.5
ROCKETS	82	19780	3504-7366	.476	50-176	.284	1622-2225	.729	1403-2284-3687	45.0	1977	24.1	1871-9	648	1321	429	8680	105.9
OPPONENTS	82	19780	3566-7180	.497	48-202	.238	1503-2011	.747	1170-2304-3474	42.4	2128	26.0	2047-36	678	1341	353	8683	105.9

Date	Opponent	Score	Record	Date	Opponent	Score	Record
Oct. 30	at L.A. Lakers	W113-112 (2OT)	1-0	26	Indiana	W104-94	20-22
31	at San Diego	L110-125	1-1	28	Philadelphia	W109-101	21-22
Nov. 3	New York	W101-98	2-1	Feb. 2	San Diego	W122-106	22-22
4	at Denver	L100-112	2-2	5	Phoenix	W106-104	23-22
6	at Kansas City	L86-90	2-3	7	at Kansas City	W126-110	24-22
7	Cleveland	L92-96	2-4	9	at San Diego	W129-121	25-22
11	L.A. Lakers	L93-95	2-5	11	Seattle	W117-100	26-22
13	Golden State	L100-102	2-6	13	Washington	W111-104	27-22
14	Utah	W109-105 (OT)	3-6	16	at Detroit	L109-111	27-23
17	at Indiana	W102-82	4-6	17	at Cleveland	W110-102	28-23
18	at Boston	W106-104	5-6	19	at New Jersey	W103-96	29-23
20	at Washington	W95-94	6-6	21	at New York	L106-122	29-24
21	at Philadelphia	L106-135	6-7	23	Dallas	W105-95	30-24
24	New Jersey	L84-102	6-8	24	at Denver	W120-110	31-24
25	at Phoenix	L114-128	6-9	26	Golden State	W111-95	32-24
27	at Seattle	L110-117	6-10	27	at Dallas	L105-108 (OT)	32-25
29	at L.A. Lakers	L104-122	6-11	Mar. 2	San Antonio	L117-119	32-26
Dec. 1	Kansas City	L104-106	6-12	4	at Utah	W128-124	33-26
5	Portland	W110-98	7-12	5	Boston	L98-100	33-27
8	Seattle	L96-107	7-13	7	at Phoenix	W94-92	34-27
9	at Milwaukee	L83-89	7-14	9	Milwaukee	W103-91	35-27
11	at Chicago	L105-118	7-15	12	Denver	L115-130	35-28
12	Dallas	W101-97	8-15	13	Portland	W112-107	36-28
15	Phoenix	W99-95	9-15	16	Phoenix	L109-114	36-29
18	at Dallas	W112-93	10-15	18	at Atlanta	L94-95	36-30
19	Chicago	W102-95	11-15	19	Detroit	L102-111	36-31
22	Denver	L109-121	11-16	21	at L.A. Lakers	L102-107	36-32
26	at Utah	W115-104	12-16	23	at Utah	W117-115	37-32
29	Atlanta	L93-102	12-17	25	at Portland	W108-95	38-32
30	at San Antonio	L104-109	12-18	26	at Seattle	W99-97	39-32
Jan. 2	at San Diego	W108-101	13-18	28	at Golden State	W94-92	40-32
5	at Golden State	W112-111	14-18	30	Dallas	W99-95	41-32
7	at Seattle	L107-116	14-19	Apr. 1	Golden State	W104-101	42-32
10	at Portland	W111-109	15-19	4	at San Antonio	W95-93	43-32
12	San Diego	W107-106	16-19	6	L.A. Lakers	L97-108	43-33
14	Portland	L100-111	16-20	10	San Antonio	W105-100	44-33
15	at San Antonio	L90-128	16-21	11	at Dallas	L97-109	44-34
16	San Antonio	W116-99	17-21	13	Kansas City	W99-95	45-34
19	Kansas City	W120-112	18-21	14	at Denver	L122-141	45-35
22	Utah	W128-110	19-21	16	Utah	W107-100	46-35
23	Denver	L109-111	19-22	18	at Kansas City	L104-106	46-36

# 1982-83 Houston Rockets

(14-68, 6th Midwest)

## Final Statistics

Player	G-S	Min	FGM-A	Pct.	3PM-A	Pct.	FTM-A	Pct.	Rebounds		A	Avg.	PF-D	S	TO	B	TP	Avg.
									O-D-Tot	Avg.								
Allen Leavell	79-76	2602	439-1059	.415	42-175	.240	247-297	.832	64-131-195	2.5	530	6.7	215-0	165	198	14	1167	14.8
James Bailey (TOT)	75-39	1765	385-774	.497	0-1	.000	226-322	.702	171-303-474	6.3	67	0.9	271-7	43	-	60	996	13.3
James Bailey (HOU)	69-39	1715	376-756	.497	0-1	.000	224-320	.700	168-300-468	6.8	65	0.9	256-7	42	190	59	976	14.1
Elvin Hayes	81-43	2302	424-890	.476	2-4	.500	196-287	.683	199-417-616	7.6	158	2.0	232-2	50	200	81	1046	12.9
Calvin Murphy	64-0	1423	337-754	.447	4-14	.286	138-150	.920	34-40-74	1.2	158	2.5	163-3	59	89	4	816	12.8
Terry Teagle	73-45	1708	332-776	.428	10-29	.345	87-125	.696	74-120-194	2.7	150	2.1	171-0	53	137	18	761	10.4
Joe Bryant	81-56	2055	344-768	.448	8-36	.222	116-165	.703	88-189-277	3.4	186	2.3	258-4	82	177	30	812	10.0
Wally Walker	82-59	2251	362-806	.449	1-4	.250	72-116	.621	137-236-373	4.6	199	2.4	202-3	37	144	22	797	9.7
Caldwell Jones	82-82	2440	307-677	.453	0-2	.000	162-206	.786	222-446-668	8.2	138	1.7	278-2	46	171	131	776	9.5
Major Jones	60-4	878	142-311	.457	0-2	.000	56-102	.549	114-149-263	4.4	39	0.7	104-0	22	83	22	340	5.7
Tom Henderson	51-2	789	107-263	.407	0-2	.000	45-57	.789	18-51-69	1.4	138	2.7	57-0	37	50	2	25	5.1
Chuck Nevitt	6-0	64	11-15	.733	0-0	.000	1-4	.250	6-11-17	2.8	0	0.0	14-0	1	7	12	23	3.8
Jeff Taylor	44-4	774	64-160	.400	0-1	.000	30-46	.652	25-53-78	1.8	110	2.5	82-1	40	60	15	158	3.6
Billy Paultz	57-0	695	89-200	.445	0-0	.000	26-57	.456	54-113-167	2.9	57	1.0	95-0	12	41	12	204	3.6
Calvin Garrett	4-0	34	4-11	.364	0-1	.000	2-2	1.000	3-4-7	1.8	3	0.8	4-0	0	3	0	10	2.5
ROCKETS	82	19730	3338-7466	.448	67-271	.247	1402-1934	.725	1206-2260-3466	42.3	1931	23.6	2131-22	646	1571	422	8145	99.3
OPPONENTS	82	19730	3641-7244	.503	33-125	.264	1781-2375	.750	1198-2710-3908	47.7	2252	27.5	1933-13	772	1504	406	9096	110.9

Date	Opponent	Score	Record	Date	Opponent	Score	Record
Oct. 29	at Seattle	L95-128	0-1	25	New Jersey	W114-111	7-35
30	at Golden State	L110-117	0-2	26	Golden State	W98-84	8-35
Nov. 2	Dallas	L103-113	0-3	29	at Dallas	L113-119	8-36
3	at Dallas	L101-102	0-4	1	at Chicago	L76-129	8-37
9	Phoenix	L91-119	0-5	2	Denver	W135-128	9-37
11	at Portland	L90-111	0-6	4	at Phoenix	L99-115	9-38
12	at L.A. Lakers	L96-127	0-7	5	New York	L101-102	9-39
14	Seattle	L99-102	0-8	8	Kansas City	W116-115 (OT)	10-39
16	at New York	L93-120	0-9	10	at Washington	L100-104	10-40
17	at Boston	L94-112	0-10	15	Atlanta	L91-101	10-41
19	at Indiana	W109-98	1-10	17	at Detroit	L110-113	10-42
23	Detroit	L106-128	1-11	18	at Philadelphia	L98-127	10-43
25	Kansas City	L79-88	1-12	20	at Kansas City	L106-128	10-44
27	Chicago	W108-99	2-12	22	Portland	L107-113	10-45
Dec. 1	L.A. Lakers	L95-106	2-13	24	Milwaukee	L103-114	10-46
3	at San Antonio	L78-88	2-14	26	San Diego	W120-108	11-46
4	San Antonio	W94-93	3-14	1	Dallas	L115-123	11-47
7	Seattle	L88-107	3-15	2	at New Jersey	L85-124	11-48
8	at Utah	L93-101	3-16	4	at Atlanta	L87-115	11-49
10	at Phoenix	L83-97	3-17	5	Seattle	L103-126	11-50
11	Utah	L94-101	3-18	8	Cleveland	L99-102	11-51
14	San Antonio	L93-102	3-19	10	Golden State	L109-119	11-52
17	Indiana	W114-107	4-19	12	Phoenix	L94-105	11-53
18	at Utah	L97-116	4-20	15	Dallas	L110-123	11-54
21	at Golden State	L85-92	4-21	17	at Phoenix	L99-125	11-55
23	at Portland	L82-88	4-22	18	at Golden State	W122-120	12-55
26	L.A. Lakers	L94-96	4-23	22	at San Diego	L98-128	12-56
28	Philadelphia	L93-104	4-24	24	at Portland	L97-104	12-57
30	San Diego	L93-108	4-25	25	at Seattle	W106-104	13-57
Jan. 2	at Milwaukee	L82-103	4-26	27	at L.A. Lakers	L93-114	13-58
4	Boston	L87-88	4-27	29	Kansas City	L95-111	13-59
6	at San Diego	W109-107	5-27	30	at Cleveland	L95-102	13-60
7	at Denver	L97-125	5-28	1	at San Antonio	L99-124	13-61
8	Utah	L82-87	5-29	2	San Antonio	L101-112	13-62
11	San Diego	L97-105	5-30	5	at Utah	L97-126	13-63
14	at San Antonio	L92-96	5-31	6	at Dallas	W101-99	14-63
15	Denver	L111-131	5-32	9	Denver	L105-123	14-64
18	Washington	W100-98	6-32	12	L.A. Lakers	L113-114	14-65
19	at Denver	L93-130	6-33	13	at Denver	L112-131	14-66
21	at Kansas City	L108-115	6-34	15	at Kansas City	L102-117	14-67
22	Portland	L96-113 (OT)	6-35	16	Utah	L117-126	14-68

# 1983-84 Houston Rockets

(29-53, 6th Midwest)

## Final Statistics

Player	G-S	Min	FGM-A	Pct.	3PM-A	Pct.	FTM-A	Pct.	Rebounds		A	Avg.	PF-D	S	TO	B	TP	Avg.
									O-D-Tot									
Ralph Sampson	82-82	2693	716-1369	.523	1-4	.250	287-434	.661	293-620-913	11.1	163	2.0	339-16	70	294	197	1720	21.0
Lewis Lloyd	82-82	2578	610-1182	.516	3-13	.231	235-298	.789	128-167-295	3.6	321	3.9	211-4	102	245	44	1458	17.8
Robert Reid	64-28	1936	406-857	.474	2-8	.250	81-123	.659	97-144-341	5.3	217	3.4	243-5	88	92	30	895	14.0
Allen Leavell	82-27	2009	349-731	.477	11-71	.155	238-286	.832	31-86-117	1.4	459	5.6	199-2	107	184	12	947	11.5
Rodney McCray	79-36	2081	335-672	.499	1-4	.250	182-249	.731	173-277-450	5.7	176	2.2	205-1	53	120	54	853	10.8
Caldwell Jones	81-73	2506	318-633	.502	1-3	.333	164-196	.837	168-414-582	7.2	156	1.9	335-7	46	158	80	80	9.9
James Bailey	73-0	1174	254-517	.491	0-1	.000	138-192	.719	104-190-294	4.0	79	1.1	197-8	33	101	40	646	8.8
Phil Ford	81-55	2020	236-470	.502	2-15	.133	98-117	.838	28-109-137	1.7	410	5.1	243-7	59	135	8	572	7.1
Terry Teagle	68-0	616	148-315	.470	7-27	.259	37-44	.841	28-50-78	1.2	63	0.9	81-1	13	62	4	340	5.0
Elvin Hayes	81-4	994	158-389	.406	0-2	.000	86-132	.652	87-173-260	3.2	71	0.9	123-1	16	82	28	402	5.0
Wally Walker	58-18	612	118-241	.490	2-6	.333	6-18	.333	26-66-92	1.6	55	0.9	65-0	17	33	4	244	4.2
Craig Ehlo	7-0	63	11-27	.407	0-0	.000	1-1	1.000	4-5-9	1.3	6	1.0	13-0	3	3	0	23	3.3
Major Jones	57-5	473	70-130	.538	0-0	.000	30-49	.612	33-82-115	2.0	28	0.5	63-0	14	30	14	170	3.0
ROCKETS	82	19755	3729-7533	.495	30-154	.195	1583-2139	.740	1200-2483-3683	44.9	2204	26.9	2317-52	621	1562	515	9071	110.6
OPPONENTS	82	19755	3583-7412	.483	42-157	.268	2116-2803	.755	1197-2458-3655	44.6	2023	24.7	1916-19	782	1421	426	9324	113.7

Date	Opponent	Score	Record	Date	Opponent	Score	Record
Oct. 29	San Antonio	W106-100	1-0	21	Utah	W115-105	17-25
Nov. 1	at Indiana	L108-116	1-1	24	Golden State	W118-98	18-25
2	at Cleveland	L94-103	1-2	26	at L.A. Lakers	L102-131	18-26
4	at Detroit	W113-108	2-2	31	at Kansas City	W122-107	19-26
5	at Kansas City	L106-123	2-3	Feb. 2	Dallas	W123-107	20-26
8	Portland	L104-122	2-4	4	New York	L95-103	20-27
10	Utah	L109-118	2-5	7	at Washington	L92-95	20-28
12	Dallas	W100-98	3-5	8	at Philadelphia	L107-118	20-29
15	New Jersey	L86-104	3-6	10	at Boston	L101-114	20-30
18	at Denver	L127-134	3-7	12	at New Jersey	L103-107	20-31
19	Golden State	W125-105	4-7	14	Detroit	L119-126	20-32
22	Phoenix	W118-96	5-7	16	at San Diego	W111-100	21-32
25	Philadelphia	L101-115	5-8	18	Phoenix	L102-126	21-33
26	at Atlanta	L109-115	5-9	21	Milwaukee	W119-102	22-33
29	Chicago	W116-110	6-9	22	at Dallas	L106-112	22-34
30	at Dallas	L102-113	6-10	25	Golden State	L112-118	22-35
Dec. 2	Seattle	W125-102	7-10	28	Seattle	W111-105	23-35
3	at New York	L101-117	7-11	Mar. 1	Kansas City	L101-108	23-36
6	Washington	L109-113	7-12	3	at Golden State	W108-106	24-36
7	at Milwaukee	L101-103	7-13	6	at Denver	L128-130	24-37
9	at Chicago	W115-112(OT)	8-13	7	at Phoenix	L110-123	24-38
10	Utah	L121-128	8-14	10	at San Antonio	L118-123	24-39
13	Phoenix	W129-110	9-14	11	Cleveland	W108-101	25-39
15	at Utah	L111-138	9-15	13	San Diego	W117-109	26-39
17	Indiana	W109-94	10-15	16	at San Diego	L118-128	26-40
21	at San Diego	L97-128	10-16	17	L.A. Lakers	L111-123	26-41
22	at Seattle	W116-112	11-16	20	Kansas City	L102-115	26-42
23	at Portland	L84-97	11-17	21	at Denver	L125-134	26-43
27	San Diego	L95-110	11-18	23	at Dallas	L104-116	26-44
29	Boston	W107-94	12-18	24	Atlanta	W103-102	27-44
30	at Phoenix	L110-121	12-19	27	Denver	W140-137	28-44
Jan. 3	Dallas	L117-119	12-20	29	at L.A. Lakers	L109-115	28-45
4	Utah (Las Vegas)	L111-116	12-21	31	Portland	L102-106	28-46
6	at Seattle	L102-118	12-22	Apr. 2	at Utah	L100-111	28-47
8	at L.A. Lakers	W129-118	13-22	3	at Golden State	L92-99	28-48
10	L.A. Lakers	L132-136(OT)	13-23	5	at Portland	W129-114	29-48
12	Portland	L117-120	13-24	8	at Seattle	L107-120	29-49
13	at San Antonio	L103-133	13-25	10	at San Antonio	L111-121	29-50
14	Kansas City	W109-104	14-25	11	Denver	L110-130	29-51
17	Denver	W124-115	15-25	13	San Antonio	L128-129(OT)	29-52
20	San Antonio	W138-104	16-25	14	at Kansas City	L96-108	29-53

# 1984-85 Houston Rockets

(48-34, 2nd Midwest)

## Final Statistics

Player	G-S	Min	FGM-A	Pct.	3PM-A	Pct.	FTM-A	Pct.	Rebounds		A	Avg.	PF-D	S	TO	B	TP	Avg.
									O-D-Tot	Avg.								
Ralph Sampson	82-82	3086	753-1499	.502	0-6	.000	303-448	.676	227-626-853	10.4	224	2.7	306-10	81	326	168	1809	22.1
Haakeem Olajuwon	82-82	2914	677-1258	.538	0-0	.000	338-551	.613	440-534-974	11.9	111	1.4	344-10	99	234	220	1692	20.6
Rodney McCray	82-82	3001	476-890	.535	0-6	.000	231-313	.738	201-338-539	6.6	355	4.3	215-2	90	178	75	1183	14.4
Lewis Lloyd	82-58	2128	457-869	.526	2-8	.250	161-220	.732	98-133-231	2.8	280	3.4	196-1	73	177	28	1077	13.1
John Lucas	47-21	1158	206-446	.462	21-66	.318	103-129	.798	21-64-85	1.8	318	6.8	78-0	62	102	2	536	11.4
Mitchell Wiggins	82-24	1575	318-657	.484	6-23	.261	96-131	.733	110-125-235	2.9	119	1.5	195-1	83	90	13	738	9.0
Robert Reid	82-0	1763	312-648	.481	1-16	.063	88-126	.698	81-192-273	3.3	171	2.1	196-1	48	101	22	713	8.7
Lionel Hollins	80-60	1950	249-540	.461	3-13	.231	108-136	.794	33-140-173	2.2	417	5.2	187-1	78	170	10	609	7.6
Allen Leavell	42-0	536	88-209	.421	8-37	.216	44-57	.772	8-29-37	0.9	102	2.4	61-0	23	51	4	228	5.4
Larry Micheaux	39-0	394	74-122	.607	0-3	.000	17-26	.654	44-55-99	2.5	17	0.4	49-0	12	28	14	165	4.2
Jim Petersen	60-0	714	70-144	.486	0-0	.000	50-66	.758	44-103-147	2.5	29	0.5	125-1	14	71	32	190	3.2
Craig Ehlo	45-0	189	34-69	.493	0-3	.000	19-30	.633	8-17-25	0.6	26	0.1	26-0	11	32	3	87	1.9
Phil Ford	25-1	290	14-47	.298	0-4	.000	16-18	.889	3-24-27	1.1	61	2.4	33-0	6	17	1	44	1.8
Hank McDowell	34-0	132	20-42	.476	0-1	.000	7-10	.700	7-15-22	0.7	9	0.3	22-0	3	8	5	47	1.4
ROCKETS	82	19830	3748-7440	.504	41-186	.220	1581-2261	.699	1325-2395-3720	45.4	2239	27.3	2033-27	683	1605	597	9118	111.2
OPPONENTS	82	19830	3500-7274	.481	90-258	.349	1887-2425	.778	1159-2222-3381	41.2	2117	25.8	1903-22	773	1495	415	8977	109.5

Date	Opponent	Score	Record	Date	Opponent	Score	Record
Oct. 27	at Dallas	W121-111	1-0	22	Phoenix	W101-97	24-18
Nov. 30	Dallas	W106-84	2-0	25	San Antonio	L107-122	24-19
Nov. 1	at Kansas City	W109-106	3-0	26	Milwaukee	L102-105	24-20
3	New York	W105-93	4-0	28	New Jersey	W97-93	25-20
6	Kansas City	W108-94	5-0	30	at L.A. Lakers	W116-113	26-20
8	Seattle	W99-89	6-0	Feb. 2	Denver	W131-128 (OT)	27-20
10	L.A. Clippers	W117-92	7-0	5	L.A. Lakers	L104-113	27-21
13	Cleveland	W106-98	8-0	7	Golden State	W112-105	28-21
14	at Indiana	L117-125	8-1	12	Phoenix	W126-114	29-21
16	at Denver	L102-119	8-2	14	at New York	W113-105	30-21
17	San Antonio	W141-133	9-2	16	at Cleveland	W122-115	31-21
20	Detroit	W123-117	10-2	19	Dallas	L115-124	31-22
23	at Utah	L98-111	10-3	20	at Phoenix	W126-122	32-22
24	at Dallas	L95-113	10-4	22	Portland	W117-103	33-22
27	at San Antonio	W114-97	11-4	23	Washington	L115-123	33-23
28	Boston	L100-110	11-5	26	at L.A. Lakers	L94-100	33-24
30	at Atlanta	W116-102	12-5	27	at L.A. Clippers	W117-109	34-24
Dec. 1	Seattle	L86-94	12-6	Mar. 1	at Utah	W119-115	35-24
4	L.A. Clippers	L100-116	12-7	3	Philadelphia	W99-90	36-24
6	at Golden State	L113-114	12-8	5	at Denver	L131-133 (2OT)	36-25
8	at Portland	W127-120	13-8	6	Utah	L90-94	36-26
9	at Seattle	L90-96	13-9	8	Indiana	W125-105	37-26
11	at Phoenix	L112-120	13-10	9	at San Antonio	W123-117	38-26
13	Atlanta	W96-93	14-10	12	Denver	W131-129	39-26
15	Dallas	W117-115	15-10	15	at Washington	L114-120	39-27
18	at Chicago	W104-96	16-10	17	at Boston	L120-134	39-28
19	L.A. Lakers	L116-123	16-11	19	Chicago	W106-100	40-28
22	Denver	W125-107	17-11	22	L.A. Lakers	L107-130	40-29
26	at Milwaukee	L87-97	17-12	26	Kansas City	W115-93	41-29
27	at Kansas City	L92-96	17-13	27	at Detroit	L110-127	41-30
29	Portland	W108-92	18-13	29	Golden State	W121-116	42-30
Jan. 2	at Denver	W113-111	19-13	30	Utah	W106-96	43-30
5	at Golden State	W103-94	20-13	Apr. 1	at Seattle	W127-116	44-30
6	at Utah	L92-121	20-14	2	at Portland	L113-127	44-31
8	Kansas City	W112-110	21-14	4	at Golden State	L108-113	44-32
11	at Philadelphia	L108-115	21-15	6	at Dallas	W139-127 (2OT)	45-32
13	at New Jersey	L99-100	21-16	7	at San Antonio	L105-126	45-33
15	at Portland	L117-121	21-17	9	San Antonio	W124-103	46-33
16	at L.A. Clippers	L88-98	21-18	11	at Kansas City	W125-123	47-33
18	at Phoenix	W112-101	22-18	12	L.A. Clippers	L110-115	47-34
19	Utah	W120-95	23-18	14	Seattle	W121-98	48-34

# 1985-86 Houston Rockets

(51-31, 1st Midwest)

## Final Statistics

Player	G-S	Min	FGM-A	Pct.	3PM-A	Pct.	FTM-A	Pct.	Rebounds		A	Avg.	PF-D	S	TO	B	TP	Avg.
									O-D-Tot	Avg.								
Hakeem Olajuwon	68-68	2467	625-1188	.526	0-0	.000	347-538	.645	333-448-781	11.5	137	2.0	271-9	134	195	231	1597	23.5
Ralph Sampson	79-76	2864	624-1280	.488	2-15	.133	241-376	.641	258-821-879	11.1	283	3.6	308-12	99	285	129	1491	18.9
Lewis Lloyd	82-82	2444	592-1119	.529	3-15	.200	199-236	.843	155-169-324	4.0	300	3.7	216-0	102	194	24	1386	16.9
John Lucas	65-65	2120	365-818	.446	45-146	.308	231-298	.775	33-110-143	2.2	571	8.8	124-0	77	149	5	1006	15.5
Robert Reid	82-5	2157	409-881	.464	6-33	.182	162-214	.757	67-234-301	3.7	222	2.7	231-3	91	96	16	986	12.0
Rodney McCray	82-82	2610	338-629	.537	0-3	.000	171-222	.770	159-361-520	6.3	292	3.6	197-2	50	130	58	847	10.0
Allen Leavell	74-12	1190	212-458	.463	24-67	.358	135-158	.854	6-61-67	0.9	234	3.2	126-1	58	88	8	583	7.9
Mitchell Wiggins	78-0	1198	222-489	.454	1-12	.083	86-118	.729	87-72-159	2.0	101	1.3	155-1	59	62	5	531	6.8
Jim Petersen	82-20	1664	196-411	.477	0-3	.000	113-160	.706	149-247-396	4.8	85	1.0	231-2	38	84	54	505	6.2
Steve Harris	57-0	482	103-233	.442	1-5	.200	50-54	.926	25-32-57	1.0	50	0.9	55-0	21	34	4	257	4.5
Hank McDowell	22-0	204	24-42	.571	0-1	.000	17-25	.680	12-37-49	2.2	6	0.3	25-0	1	10	3	65	3.0
Craig Ehlo	36-0	199	36-84	.429	3-9	.333	23-29	.793	17-29-46	1.3	29	0.8	22-0	11	5	4	98	2.7
Granville Walters	43-0	156	13-39	.333	0-1	.000	1-6	.167	15-13-28	0.7	8	0.2	30-0	4	11	10	27	0.6
ROCKETS	82	19730	3759-7671	.490	85-310	.274	1776-2434	.730	1316-2434-3750	45.7	2318	28.3	1991-30	745	1374	551	9379	114.4
OPPONENTS	82	19730	3638-7402	.491	87-268	.325	1802-2406	.749	1190-2389-3579	43.7	2196	26.8	1977-22	683	1464	386	9165	111.8

Date	Opponent	Score	Record	Date	Opponent	Score	Record
Oct. 25	at Utah	W112-108	1-0	21	at Seattle	W100-96	28-14
26	at L.A. Clippers	L129-130 (2OT)	1-1	23	<b>Sacramento</b>	<b>W124-107</b>	<b>29-14</b>
29	<b>Seattle</b>	<b>W111-99</b>	<b>2-1</b>	25	<b>Detroit</b>	<b>W117-112</b>	<b>30-14</b>
31	at Sacramento	L116-122	2-2	28	<b>Cleveland</b>	<b>W116-109</b>	<b>31-14</b>
Nov. 2	<b>San Antonio</b>	<b>W111-98</b>	<b>3-2</b>	30	at Sacramento	W111-109	32-14
5	<b>Portland</b>	<b>W127-113</b>	<b>4-2</b>	Feb. 1	at Chicago	L122-132	32-15
7	<b>L.A. Clippers</b>	<b>W137-115</b>	<b>5-2</b>	3	<b>Denver</b>	<b>W104-102</b>	<b>33-15</b>
9	at Dallas	W115-110	6-2	6	<b>L.A. Lakers</b>	<b>L95-117</b>	<b>33-16</b>
12	<b>Denver</b>	<b>W127-119</b>	<b>7-2</b>	11	<b>Atlanta</b>	<b>W113-100</b>	<b>34-16</b>
14	<b>New Jersey</b>	<b>W112-107</b>	<b>8-2</b>	13	at San Antonio	L115-119	34-17
16	<b>Dallas</b>	<b>W122-117</b>	<b>9-2</b>	15	at L.A. Clippers	L101-108	34-18
19	at Denver	L113-127	9-3	17	at Golden State	W116-110	35-18
20	<b>Indiana</b>	<b>W126-97</b>	<b>10-3</b>	18	at Sacramento	L105-115	35-19
22	at Seattle	L103-122	10-4	20	<b>Milwaukee</b>	<b>L113-120</b>	<b>35-20</b>
24	at Portland	L118-125	10-5	21	at Dallas	W111-104	36-20
26	<b>Golden State</b>	<b>W130-108</b>	<b>11-5</b>	24	<b>Dallas</b>	<b>W110-105</b>	<b>37-20</b>
27	at L.A. Clippers	W137-130 (OT)	12-5	25	at Utah	L97-100	37-21
29	at Phoenix	L110-126	12-6	27	<b>Denver</b>	<b>W117-111</b>	<b>38-21</b>
30	<b>Sacramento</b>	<b>W131-114</b>	<b>13-6</b>	Mar. 1	at Portland	L112-117	38-22
Dec. 3	<b>Phoenix</b>	<b>W118-112</b>	<b>14-6</b>	3	at Seattle	L105-118	38-23
6	at L.A. Lakers	L112-120	14-7	4	at Denver	L115-128	38-24
7	<b>Chicago</b>	<b>W116-104</b>	<b>15-7</b>	6	<b>Sacramento</b>	<b>W116-105</b>	<b>39-24</b>
10	<b>Utah</b>	<b>W134-105</b>	<b>16-7</b>	8	<b>San Antonio</b>	<b>W126-117</b>	<b>40-24</b>
12	<b>Dallas</b>	<b>W123-120</b>	<b>17-7</b>	11	<b>Boston</b>	<b>L104-116</b>	<b>40-25</b>
14	at Utah	L100-114	17-8	13	<b>Portland</b>	<b>W126-118</b>	<b>41-25</b>
17	at Cleveland	W98-94	18-8	15	<b>L.A. Clippers</b>	<b>W148-116</b>	<b>42-25</b>
18	at Philadelphia	L108-126	18-9	16	at L.A. Lakers	L111-116	42-26
20	at New Jersey	L112-122	18-10	18	<b>Phoenix</b>	<b>W112-109</b>	<b>43-26</b>
21	at Atlanta	L122-123	18-11	20	at Milwaukee	L106-116	43-27
26	<b>Utah</b>	<b>W106-99</b>	<b>19-11</b>	22	at New York	W114-99	44-27
28	<b>Portland</b>	<b>W118-108</b>	<b>20-11</b>	24	at Boston	L107-114	44-28
30	at Denver	L122-125	20-12	26	at Indiana	W110-101	45-28
Jan. 2	at Golden State	W120-115	21-12	28	at Detroit	L107-116	45-29
4	<b>Philadelphia</b>	<b>W115-100</b>	<b>22-12</b>	29	at Washington	W114-109	46-29
7	<b>Golden State</b>	<b>W124-115</b>	<b>23-12</b>	Apr. 1	<b>Golden State</b>	<b>W125-121</b>	<b>47-29</b>
9	<b>San Antonio</b>	<b>W120-110</b>	<b>24-12</b>	3	at San Antonio	W136-110	48-29
11	<b>Washington</b>	<b>W87-86</b>	<b>25-12</b>	4	at Phoenix	W112-89	49-29
14	<b>Utah</b>	<b>L102-105</b>	<b>25-13</b>	6	<b>L.A. Lakers</b>	<b>W109-103</b>	<b>50-29</b>
15	at San Antonio	W119-113	26-13	7	<b>Seattle</b>	<b>W109-95</b>	<b>51-29</b>
18	<b>New York</b>	<b>W104-95</b>	<b>27-13</b>	10	at L.A. Lakers	L113-117	51-30
19	at Dallas	L96-131	27-14	11	<b>Phoenix</b>	<b>L92-110</b>	<b>51-31</b>

# 1986-87 Houston Rockets

(42-40, 3rd Midwest)

## Final Statistics

Player	G-S	Min	FGM-A	Pct.	3PM-A	Pct.	FTM-A	Pct.	Rebounds		A	Avg.	PF-D	S	TO	B	TP	Avg.
									O-D-Tot	Avg.								
Hakeem Olajuwon	75-75	2760	677-1332	.508	1-5	.200	400-570	.702	315-543-858	11.4	220	2.9	294-8	140	228	254	1755	23.4
Ralph Sampson	43-32	1326	277-566	.489	0-3	.000	118-189	.624	88-284-372	8.7	120	2.8	169-6	40	126	58	672	15.6
Rodney McCray	81-81	3136	432-783	.552	0-9	.000	306-393	.779	190-388-578	7.1	434	5.4	172-2	88	208	53	1170	14.4
Robert Reid	75-63	2594	420-1006	.417	53-162	.327	136-177	.768	47-242-289	3.9	323	4.3	232-2	75	104	21	1029	13.7
Lewis Lloyd	32-14	688	165-310	.532	1-7	.143	65-86	.756	13-35-48	1.5	90	2.8	69-0	19	52	5	396	12.4
Jim Petersen	82-56	2403	386-755	.511	0-4	.000	152-209	.727	177-380-557	6.8	127	1.5	268-5	43	152	102	924	11.3
Mitchell Wiggins	32-19	788	153-350	.437	0-5	.000	49-65	.754	74-59-133	4.2	6	2.4	82-1	44	50	3	355	11.1
Cedric Maxwell (TOT)	81-31	1968	253-477	.530	0-1	.000	303-391	.775	175-260-435	5.4	197	2.4	178-1	39	136	14	809	10.0
Cedric Maxwell (HOU)	46-0	836	103-188	.548	0-1	.000	126-163	.773	72-112-184	4.0	75	1.6	76-0	13	48	5	332	7.2
Steve Harris	74-3	1174	251-599	.419	0-8	.000	111-130	.854	71-99-170	2.3	100	1.4	111-1	37	74	16	613	8.3
Allen Leavell	53-11	1175	147-358	.411	18-57	.316	100-119	.840	14-47-61	1.2	224	4.2	126-1	53	64	10	412	7.8
Dirk Minniefeld (TOT)	74-52	1600	218-482	.452	11-39	.282	62-90	.689	29-111-140	1.9	348	4.7	174-2	72	157	75	509	6.9
Dirk Minniefeld (HOU)	63-52	1478	205-440	.466	11-34	.324	61-86	.709	28-102-130	2.1	335	5.3	166-2	66	145	6	482	7.7
Buck Johnson	60-3	520	94-201	.468	0-1	.000	40-58	.690	38-50-88	1.5	40	0.7	81-0	17	37	15	228	3.8
Dave Feltl	62-1	498	88-202	.436	0-1	.000	53-71	.746	39-78-117	1.9	22	0.4	83-0	9	38	4	229	3.7
Richard Anderson	51-0	312	59-139	.424	4-16	.250	22-29	.759	24-55-79	1.5	33	0.6	37-0	7	19	3	144	2.8
Conner Henry	18-0	92	8-33	.242	1-11	.091	7-10	.700	0-7-7	0.4	8	0.4	7-0	3	9	0	24	1.3
<b>ROCKETS</b>	<b>82</b>	<b>19780</b>	<b>3465-7262</b>	<b>.477</b>	<b>89-324</b>	<b>.275</b>	<b>1746-2355</b>	<b>.741</b>	<b>1190-2481-3671</b>	<b>44.8</b>	<b>2227</b>	<b>27.2</b>	<b>1973-28</b>	<b>654</b>	<b>1384</b>	<b>555</b>	<b>8765</b>	<b>106.9</b>
<b>OPPONENTS</b>	<b>82</b>	<b>19780</b>	<b>3348-7225</b>	<b>.463</b>	<b>100-355</b>	<b>.282</b>	<b>1887-2422</b>	<b>.779</b>	<b>1167-2364-3531</b>	<b>43.1</b>	<b>2126</b>	<b>25.9</b>	<b>1922-13</b>	<b>721</b>	<b>1366</b>	<b>368</b>	<b>8683</b>	<b>105.9</b>

Date	Opponent	Score	Record	Date	Opponent	Score	Record
<b>Nov. 1</b>	<b>L.A. Lakers</b>	<b>W112-102</b>	<b>1-0</b>	<b>27</b>	<b>Utah</b>	<b>L88-92</b>	<b>22-20</b>
<b>4</b>	<b>at Sacramento</b>	<b>W100-84</b>	<b>2-0</b>	<b>29</b>	<b>Milwaukee</b>	<b>L93-99</b>	<b>22-21</b>
<b>6</b>	<b>L.A. Clippers</b>	<b>L97-104</b>	<b>2-1</b>	<b>Feb. 1</b>	<b>at Atlanta</b>	<b>W106-104</b>	<b>23-21</b>
<b>8</b>	<b>Sacramento</b>	<b>W102-90</b>	<b>3-1</b>	<b>3</b>	<b>Denver</b>	<b>L105-107</b>	<b>23-22</b>
<b>11</b>	<b>San Antonio</b>	<b>W116-95</b>	<b>4-1</b>	<b>5</b>	<b>Golden State</b>	<b>W120-110</b>	<b>24-22</b>
<b>12</b>	<b>at Dallas</b>	<b>L85-114</b>	<b>4-2</b>	<b>10</b>	<b>San Antonio</b>	<b>W115-92</b>	<b>25-22</b>
<b>16</b>	<b>Cleveland</b>	<b>W134-106</b>	<b>5-2</b>	<b>12</b>	<b>at New Jersey</b>	<b>W121-99</b>	<b>26-22</b>
<b>18</b>	<b>Portland</b>	<b>L111-115(OT)</b>	<b>5-3</b>	<b>14</b>	<b>at Milwaukee</b>	<b>L101-116</b>	<b>26-23</b>
<b>20</b>	<b>Utah</b>	<b>W104-90</b>	<b>6-3</b>	<b>16</b>	<b>Dallas</b>	<b>W105-100</b>	<b>27-23</b>
<b>21</b>	<b>at Washington</b>	<b>L99-115</b>	<b>6-4</b>	<b>19</b>	<b>Boston</b>	<b>L92-99</b>	<b>27-24</b>
<b>23</b>	<b>at Philadelphia</b>	<b>L104-114</b>	<b>6-5</b>	<b>21</b>	<b>Utah</b>	<b>W94-81</b>	<b>28-24</b>
<b>25</b>	<b>at New York</b>	<b>L93-102</b>	<b>6-6</b>	<b>23</b>	<b>Denver</b>	<b>W124-108</b>	<b>29-24</b>
<b>26</b>	<b>at Indiana</b>	<b>W92-88</b>	<b>7-6</b>	<b>24</b>	<b>at Denver</b>	<b>L105-134</b>	<b>29-25</b>
<b>29</b>	<b>New Jersey</b>	<b>L97-102</b>	<b>7-7</b>	<b>26</b>	<b>at Utah</b>	<b>W85-84</b>	<b>30-25</b>
<b>Dec. 2</b>	<b>at Golden State</b>	<b>L99-104</b>	<b>7-8</b>	<b>Mar. 1</b>	<b>Philadelphia</b>	<b>L97-102</b>	<b>30-26</b>
<b>4</b>	<b>Atlanta</b>	<b>L93-109</b>	<b>7-9</b>	<b>2</b>	<b>at San Antonio</b>	<b>W105-100</b>	<b>31-26</b>
<b>6</b>	<b>Seattle</b>	<b>L80-136</b>	<b>7-10</b>	<b>4</b>	<b>at Sacramento</b>	<b>W108-102(OT)</b>	<b>32-26</b>
<b>10</b>	<b>at Phoenix</b>	<b>W117-109</b>	<b>8-10</b>	<b>5</b>	<b>at Golden State</b>	<b>L96-105</b>	<b>32-27</b>
<b>11</b>	<b>Golden State</b>	<b>L104-111</b>	<b>8-11</b>	<b>7</b>	<b>at Seattle</b>	<b>L115-118</b>	<b>32-28</b>
<b>13</b>	<b>Sacramento</b>	<b>W119-106</b>	<b>9-11</b>	<b>8</b>	<b>at Portland</b>	<b>L93-119</b>	<b>32-29</b>
<b>16</b>	<b>Phoenix</b>	<b>L102-106</b>	<b>9-12</b>	<b>10</b>	<b>Seattle</b>	<b>L127-136(2OT)</b>	<b>32-30</b>
<b>18</b>	<b>at Seattle</b>	<b>L100-114</b>	<b>9-13</b>	<b>12</b>	<b>San Antonio</b>	<b>W121-112</b>	<b>33-30</b>
<b>19</b>	<b>at Portland</b>	<b>L112-115</b>	<b>9-14</b>	<b>14</b>	<b>at Dallas</b>	<b>L109-118</b>	<b>33-31</b>
<b>21</b>	<b>L.A. Lakers</b>	<b>L96-103</b>	<b>9-15</b>	<b>16</b>	<b>Chicago</b>	<b>W97-96</b>	<b>34-31</b>
<b>23</b>	<b>L.A. Clippers</b>	<b>W121-96</b>	<b>10-15</b>	<b>18</b>	<b>at Phoenix</b>	<b>W113-91</b>	<b>35-31</b>
<b>26</b>	<b>at L.A. Lakers</b>	<b>L111-134</b>	<b>10-16</b>	<b>20</b>	<b>L.A. Clippers</b>	<b>W126-98</b>	<b>36-31</b>
<b>27</b>	<b>at Utah</b>	<b>L96-103</b>	<b>10-17</b>	<b>21</b>	<b>at Utah</b>	<b>L108-125</b>	<b>36-32</b>
<b>30</b>	<b>at L.A. Clippers</b>	<b>W105-102</b>	<b>11-17</b>	<b>23</b>	<b>Detroit</b>	<b>L110-114</b>	<b>36-33</b>
<b>Jan. 2</b>	<b>at Denver</b>	<b>W114-111</b>	<b>12-17</b>	<b>24</b>	<b>at San Antonio</b>	<b>L97-103</b>	<b>36-34</b>
<b>3</b>	<b>Seattle</b>	<b>W138-114</b>	<b>13-17</b>	<b>26</b>	<b>Portland</b>	<b>W119-104</b>	<b>37-34</b>
<b>6</b>	<b>at Golden State</b>	<b>L100-118</b>	<b>13-18</b>	<b>28</b>	<b>L.A. Lakers</b>	<b>L109-123</b>	<b>37-35</b>
<b>8</b>	<b>Indiana</b>	<b>W110-96</b>	<b>14-18</b>	<b>31</b>	<b>at L.A. Lakers</b>	<b>L96-111</b>	<b>37-36</b>
<b>10</b>	<b>Dallas</b>	<b>W106-96</b>	<b>15-18</b>	<b>Apr. 1</b>	<b>at Phoenix</b>	<b>L104-117</b>	<b>37-37</b>
<b>13</b>	<b>Phoenix</b>	<b>W118-100</b>	<b>16-18</b>	<b>4</b>	<b>at Sacramento</b>	<b>L108-120</b>	<b>37-38</b>
<b>15</b>	<b>at Chicago</b>	<b>W107-96</b>	<b>17-18</b>	<b>6</b>	<b>at Portland</b>	<b>W114-108</b>	<b>38-38</b>
<b>16</b>	<b>at Detroit</b>	<b>W112-106</b>	<b>18-18</b>	<b>7</b>	<b>at L.A. Clippers</b>	<b>W102-84</b>	<b>39-38</b>
<b>18</b>	<b>at Boston</b>	<b>L99-122</b>	<b>18-19</b>	<b>9</b>	<b>Sacramento</b>	<b>W112-102</b>	<b>40-38</b>
<b>19</b>	<b>at Cleveland</b>	<b>W127-103</b>	<b>19-19</b>	<b>11</b>	<b>Denver</b>	<b>W113-103</b>	<b>41-38</b>
<b>21</b>	<b>at San Antonio</b>	<b>W111-91</b>	<b>20-19</b>	<b>15</b>	<b>at Dallas</b>	<b>L107-113</b>	<b>41-39</b>
<b>23</b>	<b>New York</b>	<b>W109-95</b>	<b>21-19</b>	<b>17</b>	<b>Dallas</b>	<b>W121-99</b>	<b>42-39</b>
<b>24</b>	<b>Washington</b>	<b>W115-92</b>	<b>22-19</b>	<b>18</b>	<b>at Denver</b>	<b>L117-126</b>	<b>42-40</b>

# 1987-88 Houston Rockets

(46-36, 4th Midwest)

## Final Statistics

Player	G-S	Min	FGM-A	Pct.	3PM-A	Pct.	FTM-A	Pct.	Rebounds		A	Avg.	PF-D	S	TO	B	TP	Avg.
									O-D-Tot									
Hakeem Olajuwon	79-79	2825	712-1385	.514	0-4	.000	381-548	.695	302-657-959	12.1	163	2.1	324-7	162	243	214	1805	22.8
Ralph Sampson	19-19	705	119-271	.439	2-6	.333	63-85	.741	58-114-172	9.1	37	2.0	63-1	17	62	33	303	15.9
Eric Floyd (TOT)	77-73	2514	420-969	.433	14-72	.194	301-354	.850	77-219-296	3.8	544	7.1	190-1	95	223	12	1155	15.0
Eric Floyd (HOU)	59-55	1834	288-668	.431	13-52	.250	185-215	.860	51-154-205	3.5	366	6.2	144-1	68	156	10	774	13.1
Purvis Short	81-11	1949	474-986	.481	5-21	.238	206-240	.858	71-151-222	2.7	162	2.0	197-0	58	118	14	1159	14.3
Joe Barry Carroll (TOT)	77-30	2004	402-924	.435	0-2	.000	172-225	.764	131-358-489	6.4	113	1.5	195-1	50	164	106	976	12.7
Joe Barry Carroll (HOU)	63-16	1596	323-715	.452	0-1	.000	113-151	.748	110-286-396	6.3	94	1.5	149-0	37	121	81	759	12.0
Rodney McCray	81-80	2689	359-746	.481	0-4	.000	288-367	.785	232-399-631	7.8	264	3.3	166-2	57	144	51	1006	12.4
Allen Leavell	80-54	2150	291-666	.437	19-88	.216	218-251	.869	22-126-148	1.9	405	5.1	162-1	124	130	9	819	10.2
Jim Petersen	69-50	1793	249-488	.510	1-6	.167	114-153	.745	145-291-436	6.3	106	1.5	203-3	36	119	40	613	8.9
World B. Free	58-0	682	143-350	.409	8-35	.229	80-100	.800	14-30-44	0.8	60	1.0	74-2	20	49	3	374	6.4
Robert Reid	62-31	980	165-356	.463	13-34	.382	50-63	.794	38-87-125	2.0	67	1.1	118-0	27	41	5	393	6.3
Steve Harris	14-10	199	34-86	.395	0-1	.000	15-16	.938	12-9-21	1.5	17	1.2	15-0	8	6	2	83	5.9
Buck Johnson	70-2	879	155-298	.520	1-8	.125	67-91	.736	77-91-168	2.4	49	0.7	127-0	30	54	26	378	5.4
Cedric Maxwell	71-0	848	80-171	.468	0-2	.000	110-143	.769	74-105-179	2.5	60	0.8	75-0	22	54	12	270	3.8
Andre Turner	12-0	99	12-34	.353	1-7	.143	10-14	.714	4-4-8	0.7	23	1.9	13-0	7	12	1	35	2.9
Richard Anderson	12-0	53	11-26	.423	6-15	.400	4-5	.800	9-8-17	1.4	4	0.3	4-0	1	1	0	32	2.7
Lester Conner	52-3	399	50-108	.463	0-7	.000	32-41	.780	20-18-38	0.7	59	1.1	31-0	38	33	1	132	2.5
ROCKETS	82	19680	3465-7354	.471	69-291	.237	1936-2483	.780	1239-2530-3769	46.0	1936	23.6	1865-17	712	1367	502	8935	109.0
OPPONENTS	82	19680	3454-7420	.465	108-393	.275	1805-2352	.767	1261-2506-3767	45.9	1951	23.8	2012-17	737	1405	365	8821	107.6

Date	Opponent	Score	Record	Date	Opponent	Score	Record
<b>Nov. 6</b>	<b>San Antonio</b>	<b>W108-102</b>	<b>1-0</b>	<b>4</b>	<b>New Jersey</b>	<b>W115-87</b>	<b>25-17</b>
<b>8</b>	<b>at L.A. Lakers</b>	<b>L92-101</b>	<b>1-1</b>	<b>9</b>	<b>Boston</b>	<b>W129-120</b>	<b>26-17</b>
<b>10</b>	<b>at Portland</b>	<b>W118-111</b>	<b>2-1</b>	<b>11</b>	<b>at Seattle</b>	<b>L115-120</b>	<b>26-18</b>
<b>12</b>	<b>at Sacramento</b>	<b>W116-114</b>	<b>3-1</b>	<b>12</b>	<b>at L.A. Clippers</b>	<b>W112-105</b>	<b>27-18</b>
<b>14</b>	<b>Utah</b>	<b>W101-93</b>	<b>4-1</b>	<b>14</b>	<b>at Portland</b>	<b>W115-103</b>	<b>28-18</b>
<b>15</b>	<b>Seattle</b>	<b>W108-106</b>	<b>5-1</b>	<b>16</b>	<b>Golden State</b>	<b>W121-116</b>	<b>29-18</b>
<b>17</b>	<b>at New Jersey</b>	<b>L111-114</b>	<b>5-2</b>	<b>18</b>	<b>L.A. Lakers</b>	<b>L96-111</b>	<b>29-19</b>
<b>19</b>	<b>at Cleveland</b>	<b>W105-97</b>	<b>6-2</b>	<b>20</b>	<b>Washington</b>	<b>W115-109</b>	<b>30-19</b>
<b>21</b>	<b>at Atlanta</b>	<b>L94-104</b>	<b>6-3</b>	<b>22</b>	<b>Philadelphia</b>	<b>W119-106</b>	<b>31-19</b>
<b>24</b>	<b>Detroit</b>	<b>L83-97</b>	<b>6-4</b>	<b>25</b>	<b>Dallas</b>	<b>L106-108</b>	<b>31-20</b>
<b>25</b>	<b>at Phoenix</b>	<b>W109-103</b>	<b>7-4</b>	<b>26</b>	<b>at San Antonio</b>	<b>L107-111</b>	<b>31-21</b>
<b>27</b>	<b>at Utah</b>	<b>L96-118</b>	<b>7-5</b>	<b>28</b>	<b>San Antonio</b>	<b>W108-95</b>	<b>32-21</b>
<b>28</b>	<b>Chicago</b>	<b>L86-98</b>	<b>7-6</b>	<b>Mar. 1</b>	<b>at Utah</b>	<b>L112-113</b>	<b>32-22</b>
<b>Dec. 1</b>	<b>Denver</b>	<b>W106-101</b>	<b>8-6</b>	<b>2</b>	<b>at Golden State</b>	<b>W108-101</b>	<b>33-22</b>
<b>2</b>	<b>at San Antonio</b>	<b>L93-97</b>	<b>8-7</b>	<b>4</b>	<b>at Dallas</b>	<b>L110-118</b>	<b>33-23</b>
<b>5</b>	<b>Golden State</b>	<b>W121-96</b>	<b>9-7</b>	<b>5</b>	<b>Sacramento</b>	<b>W105-94</b>	<b>34-23</b>
<b>8</b>	<b>Sacramento</b>	<b>W106-97</b>	<b>10-7</b>	<b>8</b>	<b>at Denver</b>	<b>W113-103</b>	<b>35-23</b>
<b>10</b>	<b>Utah</b>	<b>W98-93</b>	<b>11-7</b>	<b>10</b>	<b>Portland</b>	<b>L109-112</b>	<b>35-24</b>
<b>12</b>	<b>at Chicago</b>	<b>L103-112</b>	<b>11-8</b>	<b>13</b>	<b>Golden State</b>	<b>W125-112</b>	<b>36-24</b>
<b>16</b>	<b>at Denver</b>	<b>L113-132</b>	<b>11-9</b>	<b>15</b>	<b>L.A. Clippers</b>	<b>W116-110</b>	<b>37-24</b>
<b>17</b>	<b>at L.A. Clippers</b>	<b>L92-98</b>	<b>11-10</b>	<b>17</b>	<b>Seattle</b>	<b>W115-106</b>	<b>38-24</b>
<b>19</b>	<b>Denver</b>	<b>L117-121</b>	<b>11-11</b>	<b>19</b>	<b>at Sacramento</b>	<b>L104-121</b>	<b>38-25</b>
<b>22</b>	<b>Atlanta</b>	<b>W122-103</b>	<b>12-11</b>	<b>22</b>	<b>at L.A. Lakers</b>	<b>L95-117</b>	<b>38-26</b>
<b>26</b>	<b>at Dallas</b>	<b>L100-105</b>	<b>12-12</b>	<b>24</b>	<b>New York</b>	<b>W134-117</b>	<b>39-26</b>
<b>29</b>	<b>at Detroit</b>	<b>W101-91</b>	<b>13-12</b>	<b>26</b>	<b>Portland</b>	<b>W115-109</b>	<b>40-26</b>
<b>30</b>	<b>at Milwaukee</b>	<b>W102-93</b>	<b>14-12</b>	<b>28</b>	<b>at Philadelphia</b>	<b>L98-108</b>	<b>40-27</b>
<b>Jan. 2</b>	<b>at Washington</b>	<b>W111-100</b>	<b>15-12</b>	<b>30</b>	<b>at Boston</b>	<b>L110-117</b>	<b>40-28</b>
<b>4</b>	<b>Dallas</b>	<b>W117-107</b>	<b>16-12</b>	<b>31</b>	<b>at Indiana</b>	<b>W102-100</b>	<b>41-28</b>
<b>6</b>	<b>at Seattle</b>	<b>L95-110</b>	<b>16-13</b>	<b>Apr. 2</b>	<b>at New York</b>	<b>L98-104</b>	<b>41-29</b>
<b>7</b>	<b>at Golden State</b>	<b>W120-113</b>	<b>17-13</b>	<b>5</b>	<b>Denver</b>	<b>L97-110</b>	<b>41-30</b>
<b>9</b>	<b>Phoenix</b>	<b>W104-98</b>	<b>18-13</b>	<b>7</b>	<b>Utah</b>	<b>W113-107</b>	<b>42-30</b>
<b>13</b>	<b>at Phoenix</b>	<b>L106-117</b>	<b>18-14</b>	<b>9</b>	<b>at Seattle</b>	<b>W108-104</b>	<b>43-30</b>
<b>14</b>	<b>Portland</b>	<b>W103-98</b>	<b>19-14</b>	<b>10</b>	<b>at L.A. Clippers</b>	<b>L105-122</b>	<b>43-31</b>
<b>16</b>	<b>Indiana</b>	<b>W132-102</b>	<b>20-14</b>	<b>12</b>	<b>at San Antonio</b>	<b>L119-127</b>	<b>43-32</b>
<b>18</b>	<b>at L.A. Lakers</b>	<b>L110-121</b>	<b>20-15</b>	<b>14</b>	<b>Sacramento</b>	<b>W123-105</b>	<b>44-32</b>
<b>19</b>	<b>at Sacramento</b>	<b>L104-107</b>	<b>20-16</b>	<b>15</b>	<b>at Denver</b>	<b>L125-132</b>	<b>44-33</b>
<b>21</b>	<b>Milwaukee</b>	<b>W116-103</b>	<b>21-16</b>	<b>17</b>	<b>L.A. Lakers</b>	<b>W127-119</b>	<b>45-33</b>
<b>26</b>	<b>L.A. Clippers</b>	<b>W124-104</b>	<b>22-16</b>	<b>19</b>	<b>Dallas</b>	<b>L96-104</b>	<b>45-34</b>
<b>28</b>	<b>Cleveland</b>	<b>L85-109</b>	<b>22-17</b>	<b>21</b>	<b>San Antonio</b>	<b>L116-117</b>	<b>45-35</b>
<b>30</b>	<b>at Dallas</b>	<b>W108-92</b>	<b>23-17</b>	<b>23</b>	<b>at Utah</b>	<b>L107-125</b>	<b>45-36</b>
<b>Feb. 2</b>	<b>Phoenix</b>	<b>W109-99</b>	<b>24-17</b>	<b>24</b>	<b>Phoenix</b>	<b>W127-119</b>	<b>46-36</b>

# 1988-89 Houston Rockets

(45-37, 2nd Midwest)

## Final Statistics

Player	G-S	Min	FGM-A	Pct.	3PM-A	Pct.	FTM-A	Pct.	Rebounds		A	Avg.	PF-D	S	TO	B	TP	Avg.
									O-D-Tot	Avg.								
Hakeem Olajuwon	82-82	3024	790-1556	.508	0-10	.000	454-652	.696	338-767-1105	13.5	149	1.8	329-10	213	275	282	2034	24.8
Otis Thorpe	82-82	3135	521-961	.542	0-2	.000	328-450	.729	272-515-787	9.6	202	2.5	259-6	82	225	37	1370	16.7
Eric Floyd	82-82	2788	396-893	.443	109-292	.373	261-309	.845	48-258-306	3.7	709	8.6	196-1	124	253	11	1162	14.2
Mike Woodson	81-79	2259	410-936	.438	31-89	.348	195-237	.823	51-143-194	2.4	206	2.5	195-1	89	136	18	1041	12.9
Buck Johnson	67-51	1850	270-515	.524	1-9	.111	101-134	.754	114-172-286	4.3	126	1.9	213-4	64	110	35	642	9.6
Derrick Chievous	81-1	1539	277-634	.437	5-24	.208	191-244	.783	114-142-256	3.2	77	1.0	161-1	48	101	11	750	9.3
Walter Berry (TOT)	69-31	1355	254-501	.507	1-2	.500	100-143	.699	86-181-267	3.9	77	1.1	183-1	29	89	48	609	8.8
Walter Berry (HOU)	40-14	799	146-270	.541	1-2	.500	57-80	.713	54-98-152	3.8	57	1.4	114-1	19	49	35	350	8.8
Purvis Short	65-16	1157	198-480	.413	9-33	.273	77-89	.865	65-114-179	2.8	107	1.6	116-1	44	70	13	482	7.4
Tim McCormick	81-0	1257	169-351	.481	0-4	.000	87-129	.674	87-174-261	3.2	54	0.7	193-0	18	68	24	425	5.2
Frank Johnson	67-0	879	109-246	.443	1-6	.167	75-93	.806	22-57-79	1.2	181	2.7	91-0	42	102	0	294	4.4
Allen Leavell	55-3	627	65-188	.346	5-41	.122	44-60	.733	13-40-53	1.0	127	2.3	61-0	25	62	5	179	3.3
Bernard Thompson	23-0	222	20-59	.339	0-2	.000	22-26	.846	9-19-28	1.2	13	0.6	33-0	13	19	1	62	2.7
Tony Brown	14-0	91	14-45	.311	2-9	.222	6-8	.750	7-8-15	1.1	5	0.4	14-0	3	7	0	36	2.6
Chuck Nevitt	43-0	228	27-62	.435	0-0	.000	11-16	.688	17-47-64	1.5	3	0.1	51-1	5	22	29	65	1.5
ROCKETS	82	19855	3412-7196	.474	164-523	.314	1909-2527	.755	1211-2554-3765	45.9	2016	24.6	2026-26	789	1569	501	8897	108.5
OPPONENTS	82	19855	3413-7290	.468	187-534	.350	1806-2372	.761	1145-2428-3573	43.6	2015	24.6	2013-28	800	1455	439	8819	107.5

Date	Opponent	Score	Record	Date	Opponent	Score	Record
Nov. 4	at Denver	L117-120	0-1	31	L.A. Lakers	L114-125	25-17
5	Dallas	L113-114 (OT)	0-2	Feb. 3	Chicago	W105-98	26-17
8	San Antonio	W120-102	1-2	5	Denver	W124-112	27-17
10	Utah	W106-99	2-2	8	at L.A. Clippers	L111-114	27-18
11	at Miami	W121-100	3-2	9	at Portland	W113-110	28-18
13	Sacramento	W129-127	4-2	14	Boston	W137-123	29-18
15	New York	L121-126	4-3	17	Denver	W121-111	30-18
17	Miami	W113-107	5-3	18	at Dallas	W105-94	31-18
19	Detroit	W109-98	6-3	20	at Cleveland	L90-110	31-19
21	Atlanta	W117-113	7-3	21	at New York	L115-120	31-20
23	at Utah	L108-111	7-4	24	at Chicago	L97-106	31-21
25	at Portland	L94-111	7-5	25	at Milwaukee	L105-121	31-22
26	at Golden State	W119-109	8-5	27	Washington	L98-104	31-23
29	Phoenix	L107-124	8-6	Mar. 2	at Denver	L103-113	31-24
30	at Dallas	W101-89	9-6	3	at Seattle	L108-118	31-25
Dec. 2	at Phoenix	L95-110	9-7	5	L.A. Lakers	W88-83	32-25
3	Charlotte	W108-104	10-7	8	at Utah	L80-117	32-26
6	Cleveland	W106-105	11-7	10	Dallas	W96-86	33-26
8	at L.A. Clippers	L116-120	11-8	11	New Jersey	W124-94	34-26
10	Seattle	W110-91	12-8	13	at L.A. Lakers	L96-97	34-27
13	at Denver	L101-126	12-9	14	at Sacramento	L90-95	34-28
15	Golden State	W124-115 (2OT)	13-9	16	Milwaukee	W120-104	35-28
18	San Antonio	W120-109	14-9	18	Portland	W127-113	36-28
20	Sacramento	W105-104	15-9	21	Denver	L110-112	36-29
22	L.A. Clippers	W125-109	16-9	24	Utah	L99-102	36-30
26	at Charlotte	W97-95	17-9	25	Golden State	W144-104	37-30
27	at Miami	W101-93	18-9	28	Seattle	W120-117	38-30
29	at Washington	L109-126	18-10	30	at New Jersey	W109-101	39-30
30	at Detroit	L83-95	18-11	31	at Boston	L109-126	39-31
Jan. 3	Utah	W104-102	19-11	Apr. 2	at Philadelphia	L99-108	39-32
7	Philadelphia	L95-96	19-12	4	at Indiana	W90-88	40-32
11	at San Antonio	W122-117 (OT)	20-12	7	at Atlanta	L112-120 (OT)	40-33
12	Portland	W116-106	21-12	8	at Miami	L104-107 (OT)	40-34
14	Dallas	W110-98	22-12	11	Indiana	W108-99	41-34
16	at L.A. Lakers	L113-124	22-13	13	Phoenix	L111-119	41-35
17	at Sacramento	L109-123	22-14	14	at Utah	L96-122	41-36
19	at Seattle	L108-124	22-15	16	at Dallas	W114-112 (OT)	42-36
20	at Golden State	L114-121	22-16	17	San Antonio	W99-91	43-36
24	Miami	W118-93	23-16	19	at San Antonio	W99-84	44-36
26	L.A. Clippers	W106-100	24-16	21	at Phoenix	W112-101	45-36
28	at San Antonio	W96-91	25-16	22	Miami	L89-91	45-37



# 1989-90 Houston Rockets

(41-41, 5th Midwest)

## Final Statistics

Player	G-S	Min	FGM-A	Pct.	3PM-A	Pct.	FTM-A	Pct.	Rebounds		A	Avg.	PF-D	S	TO	B	TP	Avg.
									O-D-Tot	Avg.								
Hakeem Olajuwon	82-82	3124	806-1609	.501	1-6	.167	382-536	.713	299-850-1149	14.0	234	2.9	314-6	174	316	376	1995	24.3
Otis Thorpe	82-82	2947	547-998	.548	0-10	.000	307-446	.688	258-476-734	9.0	261	3.2	270-5	66	229	24	1401	17.1
Mitchell Wiggins	66-52	1852	416-853	.488	0-3	.000	192-237	.810	133-153-286	4.3	104	1.6	165-0	85	87	1	1024	15.5
Buck Johnson	82-82	2832	504-1019	.495	2-17	.118	205-270	.759	113-268-381	4.6	252	3.1	321-8	104	167	62	1213	14.8
Eric Floyd	82-73	2630	362-803	.451	89-234	.380	187-232	.806	46-152-198	2.4	600	7.3	159-0	94	204	11	1000	12.2
Vernon Maxwell	30-10	869	142-321	.442	13-53	.245	77-116	.664	15-72-87	2.9	150	5.0	69-0	42	72	5	374	12.5
Mike Woodson	61-11	972	160-405	.395	12-41	.293	62-86	.721	25-63-88	1.4	66	1.1	100-1	42	49	11	394	6.5
Derrick Chievous	41-0	492	90-178	.506	3-8	.375	61-87	.701	28-47-75	1.8	27	0.7	59-0	23	40	4	244	6.0
John Lucas	49-18	938	109-291	.375	26-87	.299	42-55	.764	19-71-90	1.8	238	4.9	59-0	45	85	2	286	5.8
Anthony Bowie	66-0	918	119-293	.406	6-21	.286	40-54	.741	36-82-118	1.8	96	1.5	80-0	42	59	5	284	4.3
Byron Dinkins	33-0	362	44-109	.404	1-9	.111	26-30	.867	13-27-40	1.2	75	2.3	30-0	19	37	2	115	3.5
Lewis Lloyd	19-0	113	29-51	.569	0-0	.000	9-16	.563	8-10-18	0.9	11	0.6	9-0	3	16	0	67	3.5
Larry Smith	74-0	1300	101-213	.474	0-2	.000	20-55	.364	180-272-452	6.1	69	0.9	203-3	56	70	28	222	3.0
Adrian Caldwell	51-0	331	42-76	.553	0-0	.000	13-28	.464	36-73-109	2.1	7	0.1	69-0	11	32	18	97	1.9
Tim McCormick	18-0	116	10-29	.345	0-0	.000	10-19	.526	8-19-27	1.5	3	0.2	24-0	3	10	1	30	1.7
Chuck Nevitt	3-0	9	2-2	1.000	0-0	.000	0-0	---	0-3-3	1.0	1	0.3	3-0	0	2	1	4	1.3
ROCKETS	82	19805	3343-7250	.480	153-491	.312	1633-2267	.720	1217-2638-3855	47.0	2194	26.8	1934-23	809	1513	551	8752	106.7
OPPONENTS	82	19805	3399-7322	.464	163-556	.293	1671-2256	.741	1175-2460-3635	44.3	2010	24.5	1819-10	790	1428	392	8632	105.3

Date	Opponent	Score	Record	Date	Opponent	Score	Record
Nov. 3	at L.A. Clippers	L88-102	0-1	27	Dallas	L92-99	20-22
4	at Golden State	W132-105	1-1	31	at Dallas	L91-98	20-23
7	Portland	W109-86	2-1	Feb. 1	Chicago	W139-112	21-23
9	Denver	L127-128 (OT)	2-2	3	at Phoenix	L105-130	21-24
11	Utah	W100-92	3-2	6	Minnesota	W108-101	22-24
14	at Miami	L99-101	3-3	8	Atlanta	L108-110	22-25
16	L.A. Clippers	W94-82	4-3	13	Boston	L94-107	22-26
18	at Denver	L111-141	4-4	15	New York	W124-105	23-26
19	Miami	W132-94	5-4	17	San Antonio	L102-104	23-27
21	at New York	L106-114 (OT)	5-5	19	at Chicago	L102-107	23-28
22	at Boston	L97-109	5-6	20	at Minnesota	L92-97	23-29
24	at Charlotte	W85-81	6-6	23	at New Jersey	W125-115	24-29
25	at Cleveland	W85-75	7-6	24	at Atlanta	L96-104	24-30
28	L.A. Lakers	W110-104	8-6	27	at Detroit	L102-106 (OT)	24-31
30	Charlotte	W113-101	9-6	Mar. 1	Phoenix	W112-104	25-31
Dec. 2	Dallas	L103-106	9-7	3	Golden State	W129-109	26-31
5	at Seattle	L123-133	9-8	5	at San Antonio	W109-105	27-31
8	New Jersey	L94-99	9-9	6	L.A. Lakers	W112-95	28-31
9	at Utah	L90-104	9-10	8	Seattle	W111-97	29-31
12	Phoenix	W105-83	10-10	10	Dallas	W105-95	30-31
14	at San Antonio	L100-104	10-11	13	at Denver	L114-117	30-32
15	at Phoenix	L96-121	10-12	15	at Sacramento	W92-86	31-32
17	Orlando	W109-94	11-12	16	at L.A. Clippers	L95-118	31-33
19	at Portland	L100-119	11-13	18	at Portland	L96-109	31-34
20	at Golden State	L112-118	11-14	20	Portland	L110-120	31-35
22	Sacramento	W103-92	12-14	22	Detroit	W115-110	32-35
26	at Milwaukee	L96-103	12-15	24	Golden State	L97-102	32-36
27	at Minnesota	L91-108	12-16	26	San Antonio	W113-95	33-36
29	at Indiana	L97-103	12-17	29	Milwaukee	W120-94	34-36
30	at Charlotte	L92-111	12-18	31	Minnesota	W106-98	35-36
Jan. 3	Indiana	W117-103	13-18	Apr. 3	at Philadelphia	L112-133	35-37
6	Philadelphia	W124-119 (OT)	14-18	6	at Washington	L110-121	35-38
9	Seattle	W97-90	15-18	8	at Orlando	W146-123	36-38
11	at Sacramento	W90-87	16-18	10	at Charlotte	W115-112	37-38
12	at L.A. Lakers	L98-107	16-19	12	Charlotte	W117-110	38-38
15	at Seattle	L101-105	16-20	14	at Utah	W103-99	39-38
17	Cleveland	W107-98	17-20	15	at L.A. Lakers	L102-113	39-39
20	Washington	W127-107	18-20	17	Sacramento	W112-97	40-39
22	Denver	W116-104	19-20	19	Denver	L127-130 (OT)	40-40
23	at Utah	L94-102	19-21	20	at Dallas	L120-121	40-41
25	L.A. Clippers	W102-101	20-21	22	Utah	W100-88	41-41

# 1990-91 Houston Rockets

(52-30, 3rd Midwest)

## Final Statistics

Player	G-S	Min	FGM-A	Pct.	3PM-A	Pct.	FTM-A	Pct.	Rebounds		A	Avg.	PF-D	S	TO	B	TP	Avg.
									O-D-Tot	Avg.								
Hakeem Olajuwon	56-50	2062	487-959	.508	0-4	.000	213-277	.769	219-551-770	13.8	131	2.3	221-5	121	174	221	1187	21.2
Kenny Smith	78-78	2699	522-1003	.520	49-135	.363	287-340	.844	36-127-163	2.1	554	7.1	131-0	106	237	11	1380	17.7
Otis Thorpe	82-82	3039	549-988	.556	3-7	.429	334-480	.696	287-559-846	10.3	197	2.4	278-10	73	217	20	1435	17.0
Vernon Maxwell	82-79	2870	504-1247	.404	172-510	.337	217-296	.733	41-197-238	2.9	303	3.7	179-2	127	171	15	1397	17.5
Buck Johnson	73-70	2279	416-873	.477	2-15	.133	157-216	.727	108-222-330	4.5	142	1.9	240-5	81	122	47	991	13.6
Eric Floyd	82-4	1850	386-939	.411	48-176	.273	185-246	.752	52-107-159	1.9	317	3.9	122-0	95	140	17	1005	12.3
David Wood	82-13	1421	148-349	.424	28-90	.311	108-133	.812	107-139-246	3.0	94	1.1	236-4	58	89	16	432	5.3
Mike Woodson	11-3	125	21-54	.389	1-6	.167	10-12	.833	2-9-11	1.0	10	0.9	11-0	5	7	4	53	4.8
Kennard Winchester	64-1	607	98-245	.400	8-20	.400	35-45	.778	34-33-67	1.0	25	0.4	70-0	16	30	13	239	3.7
Larry Smith	81-28	1923	128-263	.487	0-0	.000	12-50	.240	302-407-709	8.8	88	1.1	265-6	83	93	22	268	3.3
Dave Jamerson	37-0	202	43-113	.381	5-19	.263	22-27	.815	9-21-30	0.8	27	0.7	24-0	6	20	1	113	3.1
Dave Feltl	52-2	372	52-140	.371	0-3	.000	33-44	.750	29-71-100	1.9	8	0.2	52-0	3	25	12	137	2.6
Matt Bullard	18-0	63	14-31	.452	0-3	.000	11-17	.647	6-8-14	0.8	2	0.1	10-0	3	3	0	39	2.2
Adrian Caldwell	42-0	343	35-83	.422	0-1	.000	7-17	.412	43-57-100	2.4	8	0.2	35-0	19	30	10	77	1.8
ROCKETS	82	19855	3403-7287	.467	316-989	.320	1631-2200	.741	1275-2508-3783	46.1	1906	23.2	1874-32	796	1402	409	8753	106.7
OPPONENTS	82	19855	3337-7316	.456	183-621	.295	1609-2086	.771	1242-2431-3673	44.8	1965	24.0	1786-20	711	1415	357	8466	103.2

Date	Opponent	Score	Record	Date	Opponent	Score	Record
Nov. 3	at Portland	L89-90	0-1	26	Cleveland	W103-97	22-20
4	at Seattle	L106-118	0-2	29	San Antonio	W91-89	23-20
6	Denver	W145-135	1-2	31	Seattle	L94-97	23-21
8	Orlando	W103-99	2-2	Feb. 2	at San Antonio	W100-94 (OT)	24-21
10	at San Antonio	L110-111	2-3	3	Golden State	W143-135 (2OT)	25-21
11	Utah	W110-90	3-3	6	at Milwaukee	W111-109	26-21
13	Minnesota	W90-88	4-3	7	at Cleveland	W96-92	27-21
15	L.A. Lakers	L103-108 (OT)	4-4	12	at Utah	L92-113	27-22
17	Miami	W117-100	5-4	14	Washington	W129-117	28-22
20	at New York	W115-88	6-4	16	Phoenix	W100-91	29-22
21	at Boston	L95-108	6-5	19	L.A. Lakers	L103-112	29-23
23	at Indiana	L111-112	6-6	21	Milwaukee	W92-90	30-23
25	at Minnesota	W107-91	7-6	24	at Minnesota	W100-91	31-23
27	L.A. Clippers	W107-102	8-6	26	at Denver	W129-99	32-23
28	at Utah	L92-103	8-7	28	at L.A. Clippers	L80-83	32-24
Dec. 1	Sacramento	W117-93	9-7	Mar. 3	at L.A. Lakers	W104-95	33-24
4	Atlanta	L110-113	9-8	5	New Jersey	W112-100	34-24
6	Charlotte	W116-110	10-8	7	Dallas	W122-90	35-24
8	at Dallas	W113-107	11-8	9	Philadelphia	W97-80	36-24
10	Boston	L95-107	11-9	12	Seattle	W93-91	37-24
12	at Philadelphia	W108-100	12-9	14	Orlando	W119-95	38-24
14	at Washington	L93-106	12-10	15	at Phoenix	W135-128	39-24
15	at Charlotte	W100-97	13-10	17	Golden State	W123-119	40-24
18	San Antonio	L95-96	13-11	19	at Minnesota	W98-85	41-24
20	Orlando	W128-126 (OT)	14-11	21	Sacramento	W98-87	42-24
22	Phoenix	W122-102	15-11	23	New York	W111-98	43-24
26	at Orlando	L103-109	15-12	25	at Chicago	W100-90	44-24
28	at New Jersey	W101-99	16-12	28	at Atlanta	W112-111	45-24
29	at Detroit	L84-99	16-13	30	at Orlando	L82-114	45-25
Jan. 3	Chicago	W114-92	17-13	31	at Miami	W123-103	46-25
5	Indiana	W112-99	18-13	Apr. 3	Dallas	W102-86	47-25
8	Portland	L97-123	18-14	5	at Denver	W126-120	48-25
10	at Denver	W156-133	19-14	6	Utah	W97-88	49-25
11	at Phoenix	L110-114	19-15	9	Portland	L93-103	49-26
13	at L.A. Lakers	L97-116	19-16	11	at Golden State	L99-111	49-27
14	at L.A. Clippers	L126-130 (OT)	19-17	13	at Sacramento	W95-94	50-27
17	Detroit	L91-97 (OT)	19-18	15	at Seattle	W97-93	51-27
19	L.A. Clippers	W107-96	20-18	16	at Portland	L96-115	51-28
21	at Sacramento	L94-97	20-19	18	San Antonio	L95-102	51-29
22	at Golden State	L116-123	20-20	19	at Dallas	L107-113	51-30
24	Minnesota	W118-94	21-20	21	Denver	W131-125	52-30

# 1991-92 Houston Rockets

(42-40, 3rd Midwest)

## Final Statistics

Player	G-S	Min	FGM-A	Pct.	3PM-A	Pct.	FTM-A	Pct.	Rebounds		A	Avg.	PF-D	S	TO	B	TP	Avg.
									O-D-Tot	Avg.								
Hakeem Olajuwon	70-69	2636	591-1177	.502	0-1	.000	328-428	.766	246-599-845	12.1	157	2.2	263-7	127	187	304	1510	21.6
Otis Thorpe	82-82	3056	558-943	.592	0-7	.000	304-463	.657	285-577-862	10.5	250	3.0	307-7	52	237	37	1420	17.3
Vernon Maxwell	80-80	2700	502-1216	.413	162-473	.342	206-267	.772	37-206-243	3.0	326	4.1	200-3	104	178	28	1372	17.2
Kenny Smith	81-80	2735	432-910	.475	54-137	.394	219-253	.866	34-143-177	2.2	562	6.9	112-0	104	227	7	1137	14.0
Eric Floyd	82-3	1662	286-704	.406	37-123	.301	135-170	.794	34-116-150	2.2	239	2.9	128-0	57	128	21	744	9.1
Buck Johnson	80-69	2202	290-633	.458	1-9	.111	104-143	.727	95-217-312	3.9	158	2.0	234-2	72	104	49	685	8.6
Matt Bullard	80-7	1278	205-447	.459	64-166	.386	38-50	.760	73-150-223	2.8	75	0.9	129-1	26	56	21	512	6.4
Avery Johnson (TOT)	69-15	1235	158-330	.479	4-15	.267	66-101	.653	13-67-80	1.2	266	3.9	89-1	61	110	9	386	5.6
Avery Johnson (HOU)	49-1	772	103-222	.464	3-10	.300	42-69	.609	8-37-45	0.9	166	3.4	46-0	40	65	6	251	5.1
Carl Herrera	43-7	566	83-161	.516	0-0	.000	25-44	.568	33-66-99	2.3	27	0.6	60-0	16	37	25	191	4.4
Dave Jamerson	48-0	378	79-191	.414	8-28	.286	25-27	.926	22-21-43	0.9	33	0.7	39-0	17	24	0	191	4.0
John Turner	42-0	345	43-98	.439	0-0	.000	31-59	.525	38-40-78	1.9	12	0.3	40-0	6	32	4	117	2.8
Larry Smith	45-7	800	50-92	.543	0-1	.000	4-11	.364	107-149-256	5.7	33	0.7	121-3	21	44	7	104	2.3
Wayne Rollins	59-5	697	46-86	.535	0-0	.000	26-30	.867	61-110-171	2.9	15	0.3	85-0	14	18	62	118	2.0
Gerald Henderson	8-0	34	4-11	.364	0-3	.000	4-6	.667	1-1-2	0.3	5	0.6	4-0	0	4	0	12	1.5
Kennard Winchester	4-0	17	1-3	.333	0-0	.000	0-0	.000	0-0-0	0.0	0	0.0	1-0	0	0	0	2	0.5
Dan Goddread	1-0	2	0-0	.000	0-0	.000	0-0	.000	0-0-0	0.0	0	0.0	0-0	0	0	0	0	0.0
ROCKETS	82	19880	3273-6894	.475	329-959	.343	1491-2020	.738	1074-2432-3506	42.8	2058	25.1	1769-23	656	1378	571	8366	102.0
OPPONENTS	82	19880	3391-7317	.463	196-574	.341	1529-1985	.770	1232-2406-3638	44.4	2131	26.0	1673-13	743	1174	384	8632	103.7

Date	Opponent	Score	Record	Date	Opponent	Score	Record
<b>Nov.</b>	<b>1</b> L.A. Lakers	<b>W126-121 (2OT)</b>	<b>1-0</b>	<b>28</b> Minnesota	<b>W111-102</b>	<b>23-19</b>	
	<b>2</b> at Denver	<b>L101-109 (OT)</b>	<b>1-1</b>	<b>30</b> Chicago	<b>W105-102</b>	<b>24-19</b>	
	<b>5</b> Portland	<b>W106-99</b>	<b>2-1</b>	<b>Feb.</b>	<b>1</b> at Phoenix	<b>L92-106</b>	<b>24-20</b>
	<b>7</b> Cleveland	<b>W105-86</b>	<b>3-1</b>		<b>3</b> Indiana	<b>W122-111</b>	<b>25-20</b>
	<b>9</b> Phoenix	<b>W96-95</b>	<b>4-1</b>		<b>5</b> at Boston	<b>L85-98</b>	<b>25-21</b>
	<b>12</b> at Dallas	<b>W98-92</b>	<b>5-1</b>		<b>6</b> at New York	<b>L85-102</b>	<b>25-22</b>
	<b>15</b> at L.A. Lakers	<b>L74-86</b>	<b>5-2</b>		<b>11</b> at Seattle	<b>L99-105</b>	<b>25-23</b>
	<b>16</b> at Sacramento	<b>W102-93</b>	<b>6-2</b>		<b>12</b> at L.A. Clippers	<b>L95-97</b>	<b>25-24</b>
	<b>19</b> New York	<b>W90-79</b>	<b>7-2</b>		<b>14</b> Boston	<b>W105-99</b>	<b>26-24</b>
	<b>21</b> Minnesota	<b>W106-102</b>	<b>8-2</b>		<b>15</b> at Dallas	<b>L99-103</b>	<b>26-25</b>
	<b>23</b> at Minnesota	<b>L89-102</b>	<b>8-3</b>		<b>17</b> Minnesota	<b>L122-124 (OT)</b>	<b>26-26</b>
	<b>26</b> New Jersey	<b>W118-109</b>	<b>9-3</b>		<b>20</b> Philadelphia	<b>W110-101</b>	<b>27-26</b>
	<b>29</b> at Indiana	<b>L121-141</b>	<b>9-4</b>		<b>21</b> at Utah	<b>L97-124</b>	<b>27-27</b>
<b>Dec.</b>	<b>1</b> at Detroit	<b>L87-94</b>	<b>9-5</b>		<b>23</b> San Antonio	<b>W90-83</b>	<b>28-27</b>
	<b>3</b> Denver	<b>L100-110</b>	<b>9-6</b>		<b>26</b> Golden State	<b>W118-116</b>	<b>29-27</b>
	<b>5</b> Atlanta	<b>L97-109</b>	<b>9-7</b>		<b>28</b> at Denver	<b>W84-81</b>	<b>30-27</b>
	<b>7</b> Utah	<b>L91-96</b>	<b>9-8</b>	<b>Mar.</b>	<b>1</b> at L.A. Lakers	<b>W105-97</b>	<b>31-27</b>
	<b>10</b> at Portland	<b>W108-106</b>	<b>10-8</b>		<b>3</b> at Phoenix	<b>L107-112 (OT)</b>	<b>31-28</b>
	<b>12</b> at Golden State	<b>W99-96</b>	<b>11-8</b>		<b>5</b> Miami	<b>W114-93</b>	<b>32-28</b>
	<b>14</b> San Antonio	<b>L100-107</b>	<b>11-9</b>		<b>7</b> at Golden State	<b>L100-110</b>	<b>32-29</b>
	<b>17</b> Washington	<b>W100-97</b>	<b>12-9</b>		<b>8</b> at Sacramento	<b>W109-108</b>	<b>33-29</b>
	<b>19</b> Sacramento	<b>W109-102</b>	<b>13-9</b>		<b>10</b> Dallas	<b>W116-93</b>	<b>34-29</b>
	<b>20</b> at Charlotte	<b>W99-95</b>	<b>14-9</b>		<b>12</b> at San Antonio	<b>L98-104</b>	<b>34-30</b>
	<b>22</b> at Orlando	<b>W99-94</b>	<b>15-9</b>		<b>13</b> Charlotte	<b>W118-100</b>	<b>35-30</b>
	<b>23</b> Dallas	<b>L85-105</b>	<b>15-10</b>		<b>15</b> Utah	<b>W106-97</b>	<b>36-30</b>
	<b>26</b> at New Jersey	<b>L93-99</b>	<b>15-11</b>		<b>17</b> L.A. Clippers	<b>W100-92</b>	<b>37-30</b>
	<b>27</b> at Washington	<b>W107-100</b>	<b>16-11</b>		<b>19</b> Seattle	<b>L91-112</b>	<b>37-31</b>
	<b>29</b> at Milwaukee	<b>L100-110</b>	<b>16-12</b>		<b>21</b> Sacramento	<b>L97-100</b>	<b>37-32</b>
	<b>30</b> at Cleveland	<b>L89-121</b>	<b>16-13</b>		<b>24</b> at Seattle	<b>L106-128</b>	<b>37-33</b>
<b>Jan.</b>	<b>2</b> Detroit	<b>L83-106</b>	<b>16-14</b>		<b>26</b> at L.A. Clippers	<b>L95-109</b>	<b>37-34</b>
	<b>4</b> at San Antonio	<b>W112-110 (2OT)</b>	<b>17-14</b>		<b>28</b> at Portland	<b>L95-115</b>	<b>37-35</b>
	<b>6</b> at Atlanta	<b>L97-109</b>	<b>17-15</b>		<b>31</b> L.A. Lakers	<b>L101-107</b>	<b>37-36</b>
	<b>8</b> at Philadelphia	<b>L104-114</b>	<b>17-16</b>	<b>Apr.</b>	<b>2</b> Denver	<b>W137-114</b>	<b>38-36</b>
	<b>10</b> at Miami	<b>W111-107 (OT)</b>	<b>18-16</b>		<b>4</b> Orlando	<b>W110-101</b>	<b>39-36</b>
	<b>11</b> Seattle	<b>W119-115</b>	<b>19-16</b>		<b>7</b> at San Antonio	<b>W95-92</b>	<b>40-36</b>
	<b>14</b> Denver	<b>W111-94</b>	<b>20-16</b>		<b>9</b> at Minnesota	<b>W117-102</b>	<b>41-36</b>
	<b>16</b> Golden State	<b>L91-98</b>	<b>20-17</b>		<b>11</b> Dallas	<b>L92-99</b>	<b>41-37</b>
	<b>18</b> at Utah	<b>L80-108</b>	<b>20-18</b>		<b>14</b> Portland	<b>W108-96</b>	<b>42-37</b>
	<b>21</b> Milwaukee	<b>W117-107</b>	<b>21-18</b>		<b>15</b> at Utah	<b>L98-130</b>	<b>42-38</b>
	<b>23</b> L.A. Clippers	<b>W109-96</b>	<b>22-18</b>		<b>17</b> at Dallas	<b>L106-109</b>	<b>42-39</b>
	<b>25</b> at Chicago	<b>L100-114</b>	<b>22-19</b>		<b>19</b> Phoenix	<b>L97-100</b>	<b>42-40</b>

# 1992-93 Houston Rockets

(55-27, 1st Midwest)

## Final Statistics

Player	G-S	Min	FGM-A	Pct.	3PM-A	Pct.	FTM-A	Pct.	Rebounds		A	Avg.	PF-D	S	TO	B	TP	Avg.
									O-D-Tot	Avg.								
Hakeem Olajuwon	82-82	3242	848-1603	.529	0-8	.000	444-570	.779	283-785-1068	13.0	291	3.5	305-5	150	262	342	2140	26.1
Vernon Maxwell	71-68	2251	349-858	.407	120-361	.332	164-228	.719	29-192-221	3.1	297	4.2	124-1	86	140	8	982	13.8
Kenny Smith	82-82	2422	387-744	.520	96-219	.438	195-222	.878	28-132-160	2.0	446	5.4	110-0	80	163	7	1065	13.0
Otis Thorpe	72-69	2357	385-690	.558	0-2	.000	153-256	.598	219-370-589	8.2	181	2.5	234-3	43	151	19	923	12.8
Robert Horry	79-79	2330	323-682	.474	12-47	.255	143-200	.715	113-279-392	5.0	191	2.4	210-1	80	156	83	801	10.1
Carl Herrera	81-12	1800	240-444	.541	0-2	.000	125-176	.710	148-306-454	5.6	61	0.8	190-1	47	92	35	605	7.5
Matt Bullard	79-4	1356	213-494	.431	91-243	.374	58-74	.784	66-156-222	2.8	110	1.4	129-0	30	57	11	575	7.3
Eric Floyd	52-10	867	124-305	.407	16-56	.286	81-102	.794	14-72-86	1.7	132	2.5	59-0	32	68	6	345	6.6
Scott Brooks	82-0	1516	183-385	.475	41-99	.414	112-135	.830	22-77-99	1.2	243	3.0	136-0	79	72	3	519	6.3
Winston Garland	66-4	1004	152-343	.443	6-13	.462	81-89	.910	32-76-108	1.6	138	2.1	116-0	39	67	4	391	5.9
Kennard Winchester	39-0	340	61-139	.439	4-19	.211	17-22	.773	17-32-49	1.3	13	0.3	40-0	10	15	10	143	3.7
Terry Teagle	2-0	25	2-7	.286	0-0	.000	1-2	.500	0-3-3	1.5	2	1.0	1-0	0	1	0	5	2.5
Mark Acres	6-0	23	2-9	.222	1-2	.500	1-2	.500	2-4-6	1.0	0	0.0	2-0	0	2	0	6	1.0
Wayne Rollins	42-0	247	11-41	.268	0-2	.000	9-12	.750	12-48-60	1.4	10	0.2	43-0	6	9	15	31	0.7
ROCKETS	82	19780	3280-6744	.486	387-1073	.361	1584-2090	.758	985-2532-3517	42.9	2115	25.8	1699-11	682	1295	543	8531	104.0
OPPONENTS	82	19780	3255-7129	.457	242-730	.332	1432-1877	.763	1167-2295-3462	42.2	1965	24.0	1793-22	717	1228	327	8184	99.8

Date	Opponent	Score	Record	Date	Opponent	Score	Record
Nov. 6	Seattle (Yokohama)	L94-111	0-1	30	New Jersey	W108-105	24-18
7	Seattle (Yokohama)	L85-89	0-2	Feb. 2	Indiana	W115-104	25-18
11	Atlanta	W101-82	1-2	3	at Dallas	W119-102	26-18
14	at San Antonio	W93-87	2-2	5	Minnesota	L105-112	26-19
17	Sacramento	W116-109	3-2	8	Washington	L100-106	26-20
19	Cleveland	W99-92	4-2	10	at Philadelphia	W98-90	27-20
21	San Antonio	W103-100	5-2	11	at New York	L95-125	27-21
24	L.A. Clippers	W88-83	6-2	13	at Minnesota	W97-88	28-21
25	at Orlando	L94-107	6-3	16	Philadelphia	W149-111	29-21
27	at Miami	W101-93	7-3	18	Boston	W119-84	30-21
28	Utah	L99-108	7-4	23	at Utah	W105-78	31-21
Dec. 1	at Denver	L105-112	7-5	25	Phoenix	W131-104	32-21
3	L.A. Lakers	W189-95	7-6	27	Denver	W107-102	33-21
5	at Dallas	W117-96	8-6	Mar. 2	at L.A. Clippers	W99-83	34-21
8	Minnesota	W102-94	9-6	3	at Sacramento	W89-86	35-21
11	at Chicago	W110-96	10-6	5	at Dallas	W105-86	36-21
12	at Minnesota	W104-87	11-6	6	Sacramento	W119-102	37-21
15	at Cleveland	L97-124	11-7	9	Miami	W104-94	38-21
17	San Antonio	W121-109	12-7	11	Portland	W104-91	39-21
19	Dallas	W112-93	13-7	13	Utah	W104-95	40-21
22	at Detroit	L84-98	13-8	16	Orlando	W94-93	41-21
23	at Boston	L94-98	13-9	18	at Golden State	W98-85	42-21
26	Denver	W90-82	14-9	19	at Portland	L98-106 (OT)	42-22
29	Golden State	L112-132	14-10	21	Seattle	L89-100	42-23
30	at Phoenix	L110-133	14-11	23	at Charlotte	W111-103	43-23
Jan. 2	at Golden State	L107-113	14-12	25	at Atlanta	L96-106	43-24
3	at Portland	L101-103 (OT)	14-13	26	at Washington	W90-69	44-24
5	Phoenix	L104-106	14-14	28	at Minnesota	L100-101	44-25
7	Portland	L91-113	14-15	Apr. 1	Milwaukee	W121-115	45-25
8	at Denver	L90-115	14-16	3	Golden State	W118-111	46-25
10	Utah	W97-90	15-16	6	L.A. Clippers	W114-101	47-25
12	at L.A. Clippers	W113-103	16-16	8	at Utah	W95-90	48-25
14	Charlotte	W114-102	17-16	10	San Antonio	W98-88	49-25
16	New York	W104-102	18-16	13	L.A. Lakers	W126-107	50-25
18	at L.A. Lakers	W110-90	19-16	14	at Denver	W107-96	51-25
19	at Sacramento	W102-96	20-16	16	at L.A. Lakers	W100-84	52-25
21	Detroit	W126-120	21-16	17	at Seattle	W86-81	53-25
23	at Indiana	W113-100	22-16	19	at Phoenix	W111-97	54-25
24	at New Jersey	L83-100	22-17	22	Minnesota	W112-110 (OT)	55-25
26	at Milwaukee	L86-100	22-18	24	Dallas	L123-128	55-26
28	Chicago	W94-83	23-18	25	at San Antonio	L117-119 (OT)	55-27

# 1993-94 Houston Rockets

(58-24, 1st Midwest, NBA Champions)

## Final Statistics

Player	G-S	Min	FGM-A	Pct.	3PM-A	Pct.	FTM-A	Pct.	Rebounds		A	Avg.	PF-D	S	TO	B	TP	Avg.
									O-D-Tot	Avg.								
Hakeem Olajuwon	80-80	3277	894-1694	.528	8-19	.421	388-542	.716	229-726-955	11.9	287	3.6	289-4	128	271	297	2184	27.3
Otis Thorpe	82-82	2909	449-801	.561	0-2	.000	251-382	.657	271-599-870	10.6	189	2.3	253-1	66	185	28	1149	14.0
Vernon Maxwell	75-73	2571	380-976	.389	120-403	.298	143-191	.749	42-187-229	3.1	380	5.1	143-0	125	185	20	1023	13.6
Kenny Smith	78-78	2209	341-711	.480	89-220	.405	135-155	.871	24-114-138	1.8	327	4.2	121-0	59	126	4	906	11.6
Chris Jent	3-0	78	13-26	.500	4-11	.364	1-2	.500	4-11-15	5.0	7	2.3	13-1	0	5	0	31	10.3
Robert Horry	81-81	2370	322-702	.459	44-136	.324	115-157	.732	128-312-440	5.4	231	2.9	186-0	119	137	75	803	9.9
Mario Elie	67-8	1606	208-466	.446	56-167	.335	154-179	.860	28-153-181	2.7	208	3.1	124-0	50	109	8	626	9.3
Sam Cassell	66-6	1122	162-388	.418	26-88	.295	90-107	.841	25-109-134	2.0	192	2.9	136-1	59	94	7	440	6.7
Scott Brooks	73-0	1225	142-289	.491	23-61	.377	74-85	.871	10-92-102	1.4	149	2.0	98-0	51	55	2	381	5.2
Carl Herrera	75-0	1292	142-310	.458	0-0	.000	69-97	.711	101-184-285	3.8	37	0.5	159-0	32	69	26	353	4.7
Larry Robinson	6-0	55	10-20	.500	2-8	.250	3-8	.375	4-6-10	1.7	6	1.0	8-0	7	10	0	25	4.2
Matt Bullard	65-0	725	78-226	.345	50-154	.325	20-26	.769	23-61-84	1.3	64	1.0	67-0	14	28	6	226	3.5
Richard Petruska	22-0	92	20-46	.435	7-15	.467	6-8	.750	9-22-31	1.4	1	0.0	15-0	2	15	3	53	2.4
Earl Cureton	2-0	30	2-8	.250	0-0	.000	0-2	.000	4-8-12	6.0	0	0.0	4-0	0	1	0	4	2.0
Eric Riley	47-2	219	34-70	.486	0-1	.000	20-37	.541	24-35-59	1.3	9	0.2	30-0	5	15	9	88	1.9
ROCKETS	82	19780	3197-6733	.475	429-1285	.334	1469-1978	.743	926-2619-3545	43.2	2087	25.5	1646-7	717	1338	485	8292	101.1
OPPONENTS	82	19780	3152-7166	.440	257-841	.306	1377-1871	.736	1138-2434-3572	43.6	1901	23.2	1743-13	767	1221	312	7938	96.8

Date	Opponent	Score	Record	Date	Opponent	Score	Record
<b>Nov.</b>	<b>5 New Jersey</b>	<b>W110-88</b>	<b>1-0</b>	<b>1</b>	<b>at Utah</b>	<b>L88-104</b>	<b>31-11</b>
	7 at Portland	W106-92	2-0	<b>3</b>	<b>L.A. Lakers</b>	<b>W99-88</b>	<b>32-11</b>
	9 at Golden State	W102-93	3-0	<b>6</b>	<b>Minnesota</b>	<b>W101-90</b>	<b>33-11</b>
<b>11</b>	<b>Minnesota</b>	<b>W107-99</b>	<b>4-0</b>	8	at Milwaukee	L98-106	33-12
<b>13</b>	<b>Phoenix</b>	<b>W99-95</b>	<b>5-0</b>	10	at Detroit	W104-81	34-12
	15 at Philadelphia	W88-84	6-0	<b>15</b>	<b>Atlanta</b>	<b>W103-99</b>	<b>35-12</b>
	16 at New Jersey	W90-84	7-0	16	at Charlotte	L97-102	35-13
	18 at Indiana	W99-83	8-0	<b>19</b>	<b>Phoenix</b>	<b>W106-88</b>	<b>36-13</b>
<b>20</b>	<b>L.A. Clippers</b>	<b>W108-86</b>	<b>9-0</b>	<b>22</b>	<b>Denver</b>	<b>W98-97</b>	<b>37-13</b>
<b>23</b>	<b>Chicago</b>	<b>W100-93</b>	<b>10-0</b>	<b>24</b>	<b>New York</b>	<b>W93-73</b>	<b>38-13</b>
	24 at Utah	W95-93 (OT)	11-0	<b>26</b>	<b>Utah</b>	<b>L85-95</b>	<b>38-14</b>
	26 at Sacramento	W92-89	12-0	28	at Utah	L85-89	38-15
	27 at L.A. Clippers	W82-80	13-0	<b>Mar.</b>	<b>1 Orlando</b>	<b>W97-85</b>	<b>39-15</b>
	<b>30 Milwaukee</b>	<b>W102-91</b>	<b>14-0</b>	<b>5</b>	<b>L.A. Clippers</b>	<b>W124-107</b>	<b>40-15</b>
<b>Dec.</b>	2 at New York	W94-85	15-0	8	at San Antonio	L99-115	40-16
	3 at Atlanta	L111-133	15-1	<b>10</b>	<b>Seattle</b>	<b>W87-82</b>	<b>41-16</b>
	5 at Cleveland	W99-98	16-1	<b>12</b>	<b>San Antonio</b>	<b>L98-109</b>	<b>41-17</b>
	<b>7 Charlotte</b>	<b>W121-102</b>	<b>17-1</b>	13	at Dallas	W100-93	42-17
	<b>9 Miami</b>	<b>W115-109 (OT)</b>	<b>18-1</b>	<b>15</b>	<b>Portland</b>	<b>W105-99</b>	<b>43-17</b>
	<b>11 Seattle</b>	<b>W82-75</b>	<b>19-1</b>	<b>17</b>	<b>Golden State</b>	<b>W112-99</b>	<b>44-17</b>
	14 at Miami	W97-88	20-1	<b>19</b>	<b>Detroit</b>	<b>W106-88</b>	<b>45-17</b>
	<b>18 Dallas</b>	<b>W104-93</b>	<b>21-1</b>	<b>21</b>	<b>Washington</b>	<b>W128-112</b>	<b>46-17</b>
	21 at San Antonio	W90-88	22-1	22	at Minnesota	L81-83	46-18
<b>23</b>	<b>Denver</b>	<b>L93-106</b>	<b>22-2</b>	<b>24</b>	<b>L.A. Lakers</b>	<b>W113-107</b>	<b>47-18</b>
	25 at Phoenix	L91-111	22-3	<b>26</b>	<b>Utah</b>	<b>W98-83</b>	<b>48-18</b>
	26 at L.A. Lakers	W118-93	23-3	27	at Phoenix	L98-113	48-19
	28 at Seattle	L97-112	23-4	29	at Sacramento	W122-101	49-19
	30 at Minnesota	W110-104	24-4	30	at Golden State	W114-104	50-19
<b>Jan.</b>	<b>4 Portland</b>	<b>W106-95</b>	<b>25-4</b>	<b>Apr.</b>	<b>1 at L.A. Lakers</b>	<b>L88-101</b>	<b>50-20</b>
	5 at Dallas	W114-102	26-4	3	at L.A. Clippers	W106-98	51-20
	<b>8 Philadelphia</b>	<b>W100-93</b>	<b>27-4</b>	<b>7</b>	<b>Golden State</b>	<b>W134-102</b>	<b>52-20</b>
	10 at Orlando	L110-115	27-5	<b>9</b>	<b>San Antonio</b>	<b>W100-89</b>	<b>53-20</b>
	12 at Boston	W94-84	28-5	10	at Denver	W93-92	54-20
	13 at Washington	L102-120	28-6	<b>12</b>	<b>Minnesota</b>	<b>W98-89</b>	<b>55-20</b>
	15 at Chicago	L76-82	28-7	<b>14</b>	<b>Sacramento</b>	<b>W104-99</b>	<b>56-20</b>
	<b>18 Boston</b>	<b>L83-95</b>	<b>28-8</b>	16	at Seattle	L97-100	56-21
	20 at Denver	L106-111 (2OT)	28-9	17	at Portland	W119-110	57-21
	<b>22 Utah</b>	<b>W106-101</b>	<b>29-9</b>	19	at San Antonio	L80-90	57-22
	<b>25 Cleveland</b>	<b>W96-93</b>	<b>30-9</b>	<b>21</b>	<b>Dallas</b>	<b>W126-100</b>	<b>58-22</b>
	<b>27 Sacramento</b>	<b>W113-97</b>	<b>31-9</b>	22	at Dallas	L95-107	58-23
	<b>29 Indiana</b>	<b>L108-119</b>	<b>31-10</b>	<b>24</b>	<b>Denver</b>	<b>L107-115</b>	<b>58-24</b>

# 1994-95 Houston Rockets

(47-35, 3rd Midwest, NBA Champions)

## Final Statistics

Player	G-S	Min	FGM-A	Pct.	3PM-A	Pct.	FTM-A	Pct.	Rebounds		A	Avg.	PF-D	S	TO	B	TP	Avg.
									O-D-Tot	Avg.								
Hakeem Olajuwon	72-72	2853	798-1545	.517	3-16	.188	406-537	.756	172-603-775	10.8	255	3.5	250-3	133	237	242	2005	27.8
Clyde Drexler (TOT)	76-75	2728	571-1238	.461	147-408	.360	364-442	.824	152-328-480	6.3	362	4.8	206-1	136	186	45	1653	21.8
Clyde Drexler (HOU)	35-34	1300	266-526	.506	60-168	.357	157-194	.809	68-178-246	7.0	154	4.4	89-1	62	89	23	749	21.4
Vernon Maxwell	64-54	2038	306-777	.394	143-441	.324	99-144	.688	18-146-164	2.6	274	4.3	157-1	75	137	13	854	13.3
Otis Thorpe	36-35	1188	206-366	.563	0-3	.000	67-127	.528	113-209-322	8.9	58	1.6	102-1	22	76	13	479	13.3
Kenny Smith	81-81	2030	287-593	.484	142-331	.429	126-148	.851	27-128-155	1.9	323	4.0	109-1	71	123	10	842	10.4
Robert Horry	64-61	2074	240-537	.447	86-227	.379	86-113	.761	81-243-324	5.1	216	3.4	161-0	94	122	76	652	10.2
Sam Cassell	82-1	1882	253-593	.427	63-191	.330	214-254	.843	38-173-211	2.6	405	4.9	209-3	94	167	14	783	9.5
Mario Elie	81-13	1896	243-487	.499	80-201	.398	144-171	.842	50-146-196	2.4	189	2.3	158-0	65	104	12	710	8.8
Carl Herrera	61-26	1331	171-327	.523	0-2	.000	73-117	.624	98-180-278	4.6	44	0.7	136-0	40	71	38	415	6.8
Chuck Brown	41-14	814	105-174	.603	1-3	.333	38-62	.613	64-125-189	4.6	30	0.7	105-0	11	29	14	249	6.1
Pete Chilcutt	68-17	1347	146-328	.445	35-86	.407	31-42	.738	106-211-317	4.7	66	1.0	117-0	25	61	43	358	5.3
Tracy Murray (TOT)	54-3	516	95-233	.408	35-86	.407	33-42	.786	20-39-59	1.1	19	0.4	73-0	14	35	4	258	4.8
Tracy Murray (HOU)	25-0	203	32-80	.400	19-45	.422	5-8	.625	2-20-22	0.9	5	0.2	31-0	7	15	3	88	3.5
Scott Brooks	28-0	186	35-65	.538	8-17	.471	18-21	.857	1-12-13	0.5	22	0.8	14-0	8	14	1	96	3.4
Tim Breaux	42-2	340	45-121	.372	6-25	.240	32-49	.653	16-18-34	0.8	15	0.4	25-0	11	16	4	128	3.0
Zan Tabak	37-0	182	24-53	.453	0-1	.000	27-44	.614	23-34-57	1.5	4	0.1	37-0	2	18	7	75	2.0
Charles Jones	3-0	36	1-3	.333	0-0	.000	1-2	.500	2-5-7	2.3	0	0.0	8-0	0	0	1	3	1.0
Adrian Caldwell	7-0	30	1-4	.250	0-0	.000	3-6	.500	1-9-10	1.4	0	0.0	6-0	1	1	0	5	0.7
ROCKETS	82	19730	3159-6579	.480	646-1757	.368	1527-2039	.749	880-2440-3320	40.5	2060	25.1	1714-10	721	1322	514	8491	103.5
OPPONENTS	82	19730	3202-7061	.453	506-1345	.376	1407-1874	.751	1165-2386-3551	43.3	1940	23.7	1779-12	744	1274	365	8317	101.4

Date	Opponent	Score	Record	Date	Opponent	Score	Record
Nov. 4	New Jersey	W90-86	1-0	Feb. 2	Utah	W121-101	27-15
5	at Minnesota	W115-85	2-0	5	at Phoenix	W124-100	28-15
8	at Cleveland	W100-98	3-0	6	at Portland	L82-120	28-16
9	at Indiana	W109-104	4-0	8	at Sacramento	W97-86	29-16
11	at Boston	W102-82	5-0	9	at L.A. Clippers	L107-122	29-17
12	at New Jersey	W100-84	6-0	14	L.A. Clippers	W124-104	30-17
15	Sacramento	W105-99	7-0	16	at Charlotte	W105-89	31-17
17	Chicago	W106-83	8-0	17	at Washington	W109-92	32-17
19	at Denver	W109-101	9-0	19	at New York	L117-122	32-18
22	Portland	L94-102	9-1	21	San Antonio	L97-98	32-19
23	at Orlando	L94-117	9-2	23	Detroit	W110-99	33-19
26	Seattle	L94-98	9-3	25	Golden State	W112-105	34-19
28	Denver	W96-81	10-3	27	Cleveland	W86-78	35-19
Dec. 1	at Golden State	W113-109	11-3	28	at Dallas	L101-102	35-20
2	at L.A. Lakers	L89-107	11-4	Mar. 2	Orlando	L96-107	35-21
6	at Seattle	L90-103	11-5	3	at Minnesota	L105-108	35-22
8	Charlotte	W101-95	12-5	5	at San Antonio	L103-124	35-23
10	San Antonio	L96-108	12-6	7	Phoenix	L102-113	35-24
13	Washington	W93-85	13-6	11	Dallas	W109-102	36-24
15	L.A. Lakers	L94-97	13-7	13	at Atlanta	W97-86	37-24
17	Boston	L109-112	13-8	14	at Philadelphia	W136-107	38-24
22	Phoenix	W114-106	14-8	16	Minnesota	W104-97	39-24
23	at San Antonio	L96-98	14-9	19	Philadelphia	W114-103	40-24
26	at Miami	W101-88	15-9	21	Seattle	L102-104	40-25
27	Atlanta	W105-93	16-9	23	Utah	L104-112	40-26
29	Golden State	W126-124	17-9	24	at Phoenix	W99-97	41-26
30	at Utah	W111-103	18-9	26	at L.A. Lakers	L96-107	41-27
Jan. 3	at Dallas	W110-98	19-9	28	L.A. Lakers	L96-106	41-28
5	Dallas	W108-99	20-9	30	at L.A. Clippers	W108-96	42-28
7	Indiana	L83-88	20-10	Apr. 1	Milwaukee	L87-93	42-29
11	Miami	W108-97	21-10	4	at Sacramento	L105-109	42-30
13	San Antonio	W103-100	22-10	6	at Golden State	W110-102	43-30
14	at Denver	L104-118	22-11	7	at Portland	L109-127	43-31
16	at Minnesota	L75-94	22-12	9	at Denver	W123-120	44-31
19	New York	L77-93	22-13	11	Dallas	L147-156 (2OT)	44-32
20	at Detroit	W106-96	23-13	13	Portland	W112-99	45-32
22	at Chicago	L81-100	23-14	15	Sacramento	W98-84	46-32
24	at Milwaukee	W115-99	24-14	17	L.A. Clippers	W121-111	47-32
26	at San Antonio	L100-103	24-15	19	at Utah	L96-115	47-33
28	Minnesota	W114-93	25-15	20	at Seattle	L101-111	47-34
31	Denver	W86-74	26-15	23	Utah	L97-103	47-35

# 1995-96 Houston Rockets

(48-34, 3rd Midwest)

## Final Statistics

Player	G-S	Min	FGM-A	Pct.	3PM-A	Pct.	FTM-A	Pct.	Rebounds		A	Avg.	PF-D	S	TO	B	TP	Avg.
									O-D-Tot	Avg.								
Hakeem Olajuwon	72-72	2797	768-1494	.514	3-14	.214	397-548	.724	176-608-784	10.9	257	3.6	242-0	113	247	207	1936	26.9
Clyde Drexler	52-51	1997	331-764	.433	78-235	.332	265-338	.784	97-276-373	7.2	302	5.8	153-0	105	134	24	1005	19.3
Sam Cassell	61-0	1682	289-658	.439	73-210	.348	235-285	.825	51-137-188	3.1	278	4.6	166-2	53	157	4	886	14.5
Robert Horry	71-71	2634	300-732	.410	142-388	.366	111-143	.776	97-315-412	5.8	281	4.0	197-3	116	160	109	853	12.0
Tracy Moore	8-2	190	30-76	.395	13-30	.433	18-19	.947	10-12-22	2.8	6	0.8	16-0	2	8	0	91	11.4
Mario Elie	45-16	1385	180-357	.504	41-127	.323	98-115	.852	47-108-155	3.4	138	3.1	93-0	45	59	11	499	11.1
Sam Mack	31-20	868	121-287	.422	54-135	.400	39-46	.848	18-80-98	3.2	79	2.5	75-0	22	28	9	335	10.8
Mark Bryant	71-9	1587	242-446	.543	0-2	.000	127-177	.718	131-220-351	4.9	52	0.7	234-4	31	85	19	611	8.6
Chuck Brown	82-82	2019	300-555	.541	1-8	.125	104-150	.693	134-307-441	5.4	89	1.1	163-0	47	94	38	705	8.6
Kenny Smith	68-56	1617	201-464	.433	91-238	.382	87-106	.821	21-75-96	1.4	245	3.6	116-1	47	100	3	580	8.5
Eldridge Recasner	63-27	1275	149-359	.415	81-191	.424	57-66	.864	31-113-144	2.3	170	2.7	111-1	23	61	5	436	6.9
Henry James	7-0	58	10-24	.417	5-15	.333	5-5	1.000	3-3-6	0.9	2	0.3	13-0	0	4	0	30	4.3
Melvin Booker	11-0	131	16-50	.320	3-19	.158	9-11	.818	1-8-9	0.8	21	1.9	18-0	5	12	1	44	4.0
Tim Breaux	54-4	570	59-161	.366	15-46	.326	28-45	.622	22-38-60	1.1	24	0.4	42-0	11	30	8	161	3.0
Pete Chilcutt	74-0	651	73-179	.408	37-98	.378	17-26	.654	51-105-156	2.1	26	0.4	65-0	19	22	14	200	2.7
Alvin Heggs	4-0	14	3-5	.600	0-0	—	2-3	.667	1-1-2	0.5	0	0.0	0-0	0	0	0	8	2.0
Jaren Jackson	4-0	33	0-8	.000	0-5	.000	8-10	.800	0-3-3	0.8	0	0.0	5-0	1	0	0	8	2.0
Charles Jones	46-0	297	6-19	.316	0-0	—	4-13	.308	28-46-74	1.6	12	0.3	44-0	5	3	24	16	0.3
ROCKETS	82	19805	3078-6638	.464	637-1761	.362	1611-2106	.765	919-2455-3374	41.1	1982	24.2	1753-11	645	1245	476	8404	102.5
OPPONENTS	82	19805	3178-6910	.460	482-1344	.359	1423-2012	.707	1126-2499-3625	44.2	1945	23.7	1847-14	670	1224	400	8261	100.7

Date	Opponent	Score	Record	Date	Opponent	Score	Record
Nov. 3	Golden State	W110-92	1-0	24	at New Jersey	W98-89	28-14
5	at Phoenix	W106-104	2-0	25	at Washington	L85-120	28-15
7	Milwaukee	W106-89	3-0	27	Detroit	W105-85	29-15
8	at Miami	L82-89	3-1	30	Chicago	L87-98	29-16
11	Minnesota	W119-97	4-1	Feb. 1	at Charlotte	W116-111	30-16
15	at Toronto	W96-93	5-1	3	Seattle	L103-104 (OT)	30-17
16	at Milwaukee	W115-87	6-1	6	at Seattle	L94-99	30-18
18	Denver	W101-97	7-1	7	at L.A. Clippers	W110-102	31-18
20	at Boston	W98-93	8-1	13	Dallas	W121-106	32-18
22	at Philadelphia	W115-106	9-1	15	San Antonio	W112-108	33-18
23	at Indiana	W115-108	10-1	18	at San Antonio	L79-93	33-19
25	at New York	L88-103	10-2	19	Sacramento	W118-111 (OT)	34-19
26	at Detroit	L100-102	10-3	21	at Minnesota	L101-120	34-20
28	L.A. Clippers	W116-103	11-3	22	at Cleveland	W86-80	35-20
30	Utah	L105-112	11-4	24	L.A. Lakers	W96-94	36-20
Dec. 2	Charlotte	W113-98	12-4	27	Toronto	W105-100	37-20
5	at Utah	W103-100	13-4	29	Philadelphia	W109-95	38-20
6	L.A. Lakers	W112-99	14-4	Mar. 3	at L.A. Lakers	W111-107	39-20
8	Washington	W113-107	15-4	5	at Portland	W100-93	40-20
10	at Portland	L101-103 (2OT)	15-5	7	at Golden State	L86-95	40-21
12	at Sacramento	W133-93	16-5	8	at Utah	L89-109	40-22
13	at Vancouver	W100-89	17-5	10	at Vancouver	W95-89	41-22
15	Sacramento	L110-114	17-6	14	Atlanta	W114-106	42-22
19	Phoenix	W103-96	18-6	16	Miami	L97-121	42-23
21	Portland	W91-86	19-6	19	Golden State	L102-105 (OT)	42-24
23	at San Antonio	L95-110	19-7	21	Cleveland	L85-98	42-25
25	at Orlando	L90-92	19-8	23	Minnesota	L103-108	42-26
26	Vancouver	W100-84	20-8	26	New York	L74-83	42-27
28	New Jersey	W97-82	21-8	27	at Dallas	L114-117	42-28
30	at Dallas	W105-102	22-8	30	Portland	L94-109	42-29
Jan. 2	at Minnesota	W105-100	23-8	Apr. 2	at Golden State	W112-106	43-29
3	at Chicago	L86-100	23-9	3	at Seattle	L103-118	43-30
6	Indiana	W99-87	24-9	5	at Sacramento	L91-96	43-31
9	San Antonio	L82-88	24-10	7	at Denver	L105-111	43-32
12	at L.A. Lakers	L100-101	24-11	9	Vancouver	W90-84	44-32
13	at L.A. Clippers	W115-104	25-11	11	Denver	W113-109	45-32
15	Utah	W107-99	26-11	13	Dallas	W112-111	46-32
17	at Denver	W120-112	27-11	15	Seattle	L106-112	46-33
18	Boston	L106-108	27-12	16	at Phoenix	L100-111	46-34
21	Orlando	L96-97	27-13	18	L.A. Clippers	W115-107	47-34
22	at Atlanta	L96-105	27-14	21	Phoenix	W118-110	48-34

# 1996-97 Houston Rockets

(57-25, 2nd Midwest)

## Final Statistics

Player	G-S	Min	FGM-A	Pct.	3PM-A	Pct.	FTM-A	Pct.	Rebounds		A	Avg.	PF-D	S	TO	B	TP	Avg.
									O-D-Tot	Avg.								
Hakeem Olajuwon	78-78	2852	727-1426	.510	5-16	.313	351-446	.787	173-543-716	9.2	236	3.0	249-3	117	281	173	1810	23.2
Charles Barkley	53-53	2009	335-692	.484	58-205	.283	288-415	.694	212-504-716	13.5	248	4.7	153-2	69	151	25	1016	19.2
Clyde Drexler	62-62	2271	397-899	.442	119-335	.355	201-268	.750	118-255-373	6.0	354	5.7	151-0	119	156	36	1114	18.0
Mario Elie	78-77	2687	291-585	.497	120-286	.420	207-231	.896	60-175-235	3.0	310	4.0	200-2	92	135	12	909	11.7
Kevin Willis	75-32	1964	350-728	.481	2-14	.143	140-202	.693	146-415-561	7.5	71	0.9	216-1	42	119	32	842	11.2
Matt Maloney	82-82	2386	271-615	.441	154-381	.404	71-93	.763	19-141-160	2.0	303	3.7	125-0	82	122	1	767	9.4
Eddie Johnson (TOT)	52-2	913	160-362	.442	49-131	.374	55-68	.809	27-111-138	2.7	52	1.0	81-0	15	47	2	424	8.2
Eddie Johnson (HOU)	24-2	607	101-226	.447	40-103	.388	35-41	.854	24-74-98	4.1	35	1.5	48-0	10	30	1	277	11.5
Sam Mack	52-10	904	105-262	.401	47-142	.331	35-42	.833	20-86-106	2.0	58	1.1	67-0	29	42	6	292	5.6
Brent Price	25-0	390	44-105	.419	17-53	.321	21-21	1.000	10-19-29	1.2	65	2.6	34-0	17	32	0	126	5.0
Emanuel Davis	13-0	230	24-54	.444	12-27	.444	5-8	.625	2-20-22	1.7	26	2.0	20-0	9	17	2	65	5.0
Othella Harrington	57-1	860	112-204	.549	0-3	.000	49-81	.605	75-123-198	3.5	18	0.3	112-2	12	57	22	273	4.8
Matt Bullard	71-12	1025	114-284	.401	67-183	.366	25-34	.735	13-104-177	1.6	67	0.9	68-0	21	38	18	320	4.5
Randy Livingston	64-0	981	100-229	.437	9-22	.409	42-65	.646	32-62-94	1.5	155	2.4	107-0	39	102	12	251	3.9
Tracy Moore	27-1	237	33-85	.388	11-43	.256	22-31	.710	11-15-26	1.0	20	0.7	19-0	5	14	0	99	3.7
Sedale Threatt	21-0	334	28-74	.378	8-20	.400	6-8	.750	5-19-24	1.1	40	1.9	29-0	15	13	3	70	3.3
Elmer Bennett	4-0	16	2-6	.333	1-3	.333	5-6	.833	0-1-1	0.3	4	1.0	1-0	2	0	0	10	2.5
Joe Stephens	2-0	9	1-5	.200	1-3	.333	0-0	—	2-1-3	1.5	0	0.0	3-0	3	3	0	3	1.5
Charles Jones	12-0	93	2-5	.400	0-0	—	0-0	—	5-8-13	1.1	3	0.3	8-0	2	0	4	4	0.3
ROCKETS	82	19855	3037-6484	.468	671-1839	.365	1503-1992	.755	927-2565-3492	42.6	2013	24.5	1610-10	685	1365	347	8248	100.6
OPPONENTS	82	19855	3030-6845	.443	519-1547	.335	1302-1785	.729	1029-2332-3361	41.0	1835	22.4	1735-17	731	1172	365	7881	96.1

Date	Opponent	Score	Record	Date	Opponent	Score	Record
Nov. 1	Sacramento	W96-85	1-0	23	New Jersey	W111-104	32-10
2	at Phoenix	W110-95	2-0	25	Utah	L100-105(OT)	32-11
4	at Utah	W75-72	3-0	30	Denver	L109-113	32-12
5	at Sacramento	W102-80	4-0	31	at Indiana	L74-100	32-13
7	at Denver	W110-108(OT)	5-0	Feb. 2	at Orlando	L90-103	32-14
9	Utah	W91-85	6-0	4	at New York	L95-99	32-15
12	L.A. Lakers	L115-126(2OT)	6-1	6	at Detroit	L87-96	32-16
14	Indiana	W90-88	7-1	11	Vancouver	W106-97	33-16
16	Golden State	W115-103	8-1	14	at Seattle	L85-105	33-17
19	Minnesota	W122-93	9-1	15	at Portland	L105-109	33-18
21	Phoenix	W115-105	10-1	17	Atlanta	W127-98	34-18
23	at Golden State	W120-115(OT)	11-1	20	Toronto	W107-97	35-18
24	at L.A. Lakers	W90-85	12-1	21	at Atlanta	L74-76	35-19
26	Portland	W102-101(OT)	13-1	23	San Antonio	W95-85	36-19
29	at Boston	W120-94	14-1	25	L.A. Lakers	W100-96	37-19
30	at Washington	W103-99	15-1	27	Charlotte	L95-106	37-20
Dec. 2	at Toronto	L89-100	15-2	Mar. 1	Dallas	W89-80	38-20
4	Boston	W94-89	16-2	4	at L.A. Clippers	W113-109	39-20
7	Philadelphia	W123-108	17-2	5	at Golden State	W90-85	40-20
10	at Minnesota	W96-94	18-2	7	at L.A. Lakers	W111-90	41-20
12	Detroit	W115-96	19-2	9	at Dallas	W88-83	42-20
14	at Seattle	W109-100	20-2	11	at San Antonio	W103-79	43-20
15	at Portland	W99-89	21-2	12	Orlando	L95-96	43-21
17	at Vancouver	L92-93	21-3	16	at Miami	L80-101	43-22
19	San Antonio	L101-115	21-4	18	at New Jersey	W97-89	44-22
21	Miami	L66-86	21-5	20	Washington	W96-90	45-22
23	Milwaukee	L76-81	21-6	22	Phoenix	L99-104	45-23
26	at Milwaukee	W101-90	22-6	25	Minnesota	W112-103	46-23
28	Golden State	W104-95	23-6	27	Cleveland	W107-89	47-23
30	Seattle	W99-91	24-6	29	Denver	W120-105	48-23
Jan. 2	Portland	L96-112	24-7	Apr. 1	at Denver	W116-99	49-23
4	L.A. Clippers	L91-95	24-8	2	at Phoenix	L96-109	49-24
7	at Minnesota	W104-95	25-8	4	at Sacramento	W108-94	50-24
8	at Cleveland	W81-78	26-8	6	at Vancouver	W94-85	51-24
10	at Philadelphia	W120-99	27-8	8	at L.A. Clippers	W127-117	52-24
11	at Chicago	L86-110	27-9	10	Vancouver	W102-94	53-24
14	New York	W106-86	28-9	11	at Utah	L83-104	53-25
16	Sacramento	W89-80	29-9	13	Seattle	W113-73	54-25
17	at Dallas	W88-78	30-9	15	L.A. Clippers	W123-119	55-25
19	Chicago	W102-86	31-9	18	Dallas	W112-102(OT)	56-25
21	at Charlotte	L108-114	31-10	20	at San Antonio	W103-99	57-25



# 1997-98 Houston Rockets

(41-41, 4th Midwest)

## Final Statistics

Player	G-S	Min	FGM-A	Pct.	3PM-A	Pct.	FTM-A	Pct.	Rebounds		A	Avg.	PF-D	S	TO	B	TP	Avg.
									O-D-Tot									
Clyde Drexler	70-70	2473	452-1059	.427	106-334	.317	277-346	.801	105-241-346	4.9	382	5.5	193-0	126	189	42	1287	18.4
Hakeem Olajuwon	47-45	1633	306-633	.483	0-3	.000	160-212	.755	116-344-460	9.8	143	3.0	152-0	84	126	96	772	16.4
Kevin Willis	81-74	2528	531-1041	.510	1-7	.143	242-305	.793	232-447-679	8.4	78	1.0	235-1	55	170	38	1305	16.1
Charles Barkley	68-41	2243	361-744	.485	18-84	.214	296-397	.746	241-553-794	11.7	217	3.2	187-2	71	147	28	1036	15.2
Matt Maloney	78-78	2217	239-586	.408	126-346	.364	65-78	.833	16-126-142	1.8	219	2.8	99-0	62	107	5	669	8.6
Eddie Johnson	75-1	1490	227-544	.417	66-198	.333	113-136	.831	50-103-153	2.0	88	1.2	89-0	32	62	3	633	8.4
Mario Elie	73-59	1988	206-456	.452	55-189	.291	145-174	.833	39-117-156	2.1	221	3.0	115-0	81	100	8	612	8.4
Matt Bullard	67-24	1190	175-389	.450	96-231	.416	20-27	.741	25-121-146	2.2	60	0.9	104-0	31	39	24	466	7.0
Othella Harrington	58-3	903	129-266	.485	0-1	.000	92-122	.754	73-134-207	3.6	24	0.4	112-1	10	47	27	350	6.0
Rodrick Rhodes	58-13	1070	112-305	.367	2-8	.250	111-180	.617	28-42-70	1.2	110	1.9	125-0	62	97	10	337	5.8
Brent Price	72-2	1332	128-310	.413	73-187	.390	77-98	.786	37-70-107	1.5	192	2.7	163-3	52	111	4	406	5.6
Emanuel Davis	45-0	599	63-142	.444	27-72	.375	31-37	.838	10-37-47	1.0	59	1.3	55-0	17	52	3	184	4.1
Joe Stephens	7-0	37	10-28	.357	3-10	.300	4-6	.667	3-3-6	0.9	1	0.1	2-0	2	2	0	27	3.9
Charles Jones	24-0	127	7-10	.700	0-0	.000	1-2	.500	12-12-24	1.0	5	0.2	22-0	1	4	6	15	0.6
ROCKETS	82	19830	2946-6513	.452	573-1670	.343	1634-2120	.771	987-2350-3337	40.7	1799	22.0	1653-7	686	1298	294	8099	98.8
OPPONENTS	82	19830	3173-6769	.469	409-1120	.365	1406-1891	.744	1041-2326-3367	41.1	1914	23.2	1747-11	732	1170	365	8161	99.5

Date	Opponent	Score	Record	Date	Opponent	Score	Record
Oct. 31	Cleveland	W94-86	1-0	29	Orlando	L88-95	20-22
Nov. 2	at Sacramento	W93-77	2-0	31	at Philadelphia	W102-86	21-22
4	at Seattle	L94-118	2-1	Feb. 1	at Boston	L96-107	21-23
5	at L.A. Clippers	W124-110	3-1	3	Vancouver	W110-97	22-23
7	Portland	L85-86	3-2	5	at Detroit	L92-104	22-24
12	Philadelphia	L100-114	3-3	10	Seattle	W97-83	23-24
14	L.A. Lakers	L103-113 (2OT)	3-4	12	at Vancouver	W112-103	24-24
16	at Phoenix	L94-96	3-5	13	at Portland	L81-105	24-25
18	New York	W95-84	4-5	15	at L.A. Lakers	W90-88	25-25
20	Toronto	W127-97	5-5	16	at L.A. Clippers	W121-99	26-25
22	Golden State	W90-84	6-5	19	Detroit	W100-90	27-25
28	at Portland	W98-89	7-5	20	at Minnesota	L95-100 (OT)	27-26
29	at Golden State	W107-100	8-5	22	at New York	L74-92	27-27
Dec. 2	Denver	W112-101	9-5	24	at Washington	L112-124	27-28
4	Atlanta	W94-87	10-5	26	Minnesota	W118-98	28-28
6	Dallas (Mexico City)	W108-106	11-5	Mar. 1	Utah	L100-106	28-29
9	San Antonio	W108-78	12-5	3	L.A. Clippers	W107-97	29-29
12	at L.A. Lakers	L102-119	12-6	5	Miami	L93-117	29-30
14	at Vancouver	L105-110	12-7	7	at Phoenix	W108-89	30-30
16	Vancouver	W118-91	13-7	9	at Utah	L93-100	30-31
19	Sacramento	W116-98	14-7	10	Dallas	W97-91	31-31
20	at San Antonio	L87-100	14-8	12	New Jersey	W115-104	32-31
22	L.A. Lakers	L83-94	14-9	14	Sacramento	W89-86	33-31
25	at Utah	L103-107	14-10	17	Milwaukee	W96-91	34-31
27	Washington	W111-101	15-10	19	Boston	W105-96	35-31
29	Charlotte	L101-120	15-11	21	at Dallas	W103-95	36-31
Jan. 2	at Denver	W116-115 (OT)	16-11	24	at Milwaukee	L108-118	36-32
3	Portland	L95-97	16-12	25	at Indiana	W86-81	37-32
5	at Toronto	W120-96	17-12	27	at Orlando	L75-100	37-33
6	at Cleveland	L70-100	17-13	29	at Miami	L77-109	37-34
8	Indiana	L80-87	17-14	31	Phoenix	L86-97	37-35
10	Utah	L84-111	17-15	Apr. 2	Golden State	L94-104	37-36
13	Dallas	W100-87	18-15	3	at Atlanta	L87-107	37-37
16	Minnesota	L115-116 (OT)	18-16	5	Chicago	L94-109	37-38
18	at Chicago	L100-106	18-17	7	at Denver	W104-87	38-38
19	Seattle	L80-114	18-18	9	at Golden State	W93-89	39-38
21	at New Jersey	L112-117 (OT)	18-19	10	at Sacramento	W97-85	40-38
22	at Charlotte	L86-93	18-20	12	at Seattle	L95-103	40-39
24	San Antonio	W112-87	19-20	14	Denver	W94-88	41-39
26	at San Antonio	L90-115	19-21	17	at Minnesota	L95-102	41-40
27	L.A. Clippers	W115-109	20-21	19	Phoenix	L93-123	41-41

# 1998-99 Houston Rockets

(31-19, 3rd Midwest)

## Final Statistics

Player	G-S	Min	FGM-A	Pct.	3PM-A	Pct.	FTM-A	Pct.	Rebounds		A	Avg.	PF-D	S	TO	B	TP	Avg.
									O-D-Tot	Avg.								
Hakeem Olajuwon	50-50	1784	373-725	.514	4-13	.308	195-272	.717	106-372-478	9.6	88	1.8	160-3	82	139	123	945	18.9
Charles Barkley	42-40	1526	240-502	.478	4-25	.160	192-267	.719	167-349-516	12.3	192	4.6	89-0	43	100	13	676	16.1
Scottie Pippen	50-50	2011	261-604	.432	72-212	.340	132-183	.721	63-260-323	6.5	293	5.9	118-0	98	159	37	726	14.5
Michael Dickerson	50-50	1558	215-462	.465	71-164	.433	46-72	.639	26-57-83	1.7	95	1.9	90-0	27	66	11	547	10.9
Sam Mack (TOT)	44-15	1083	167-384	.435	87-219	.397	51-58	.879	14-81-95	2.2	55	1.3	94-1	35	33	4	472	10.7
Sam Mack (HOU)	25-0	506	81-172	.471	45-111	.405	23-28	.821	7-35-42	1.7	32	1.3	41-0	15	13	3	230	9.2
Cuttino Mobley	49-37	1456	172-405	.425	53-148	.358	90-110	.818	22-89-111	2.3	121	2.5	98-0	44	79	23	487	9.9
Othella Harrington	41-10	903	156-304	.513	0-0	—	88-122	.721	72-174-246	6.0	15	0.4	103-0	6	61	25	400	9.8
Brent Price	40-6	806	100-207	.483	46-112	.411	46-61	.754	18-60-78	2.0	113	2.8	90-0	33	65	1	292	7.3
Eddie Johnson	3-0	18	6-13	.462	0-1	.000	0-0	—	0-2-2	0.7	1	0.3	3-0	0	2	0	12	4.0
Bryce Drew	34-0	441	47-129	.364	16-49	.327	8-8	1.000	3-29-32	0.9	52	1.5	61-2	12	31	4	118	3.5
Rodrick Rhodes	3-0	33	2-8	.250	0-0	—	5-6	.833	2-2-4	1.3	1	0.3	5-0	1	5	0	9	3.0
Matt Bullard	41-0	413	43-114	.377	24-62	.387	7-10	.700	9-33-42	1.0	18	0.4	28-0	13	14	4	117	2.9
Antoine Carr	18-0	152	21-52	.404	0-1	.000	5-7	.714	9-22-31	1.7	9	0.5	31-0	1	9	10	47	2.6
Anthony Miller	29-0	249	28-60	.467	0-1	.000	14-22	.636	26-41-67	2.3	7	0.2	34-0	7	9	5	70	2.4
Stanley Roberts	6-0	33	5-13	.385	0-0	—	4-8	.500	4-7-11	1.8	0	0.0	2-0	0	4	1	14	2.3
Matt Maloney	15-7	186	5-28	.179	1-15	.067	10-11	.909	2-8-10	0.7	21	1.4	7-0	4	14	0	21	1.4
ROCKETS	50	12075	1755-3798	.462	336-914	.368	865-1187	.729	536-1540-2076	41.5	1058	21.2	960-5	386	812	260	4711	94.2
OPPONENTS	50	12075	1793-4136	.434	230-645	.357	779-1062	.734	664-1391-2055	41.1	1034	20.7	1030-2	441	653	245	4595	91.9

Date	Opponent	Score	Record	Date	Opponent	Score	Record
<b>Feb.</b>	<b>5</b> at L.A. Lakers	<b>L91-99</b>	<b>0-1</b>	<b>22</b> <b>Sacramento</b>	<b>W110-100</b>	<b>17-9</b>	
	<b>6</b> at Golden State	<b>W86-84</b>	<b>1-1</b>	<b>24</b> at Dallas	<b>W88-78</b>	<b>18-9</b>	
	<b>8</b> <b>Denver</b>	<b>W99-80</b>	<b>2-1</b>	<b>25</b> <b>Toronto</b>	<b>W113-104</b>	<b>19-9</b>	
	<b>10</b> <b>Sacramento</b>	<b>W92-82</b>	<b>3-1</b>	<b>27</b> at Golden State	<b>W87-86</b>	<b>20-9</b>	
	<b>11</b> at Dallas	<b>W105-95</b>	<b>4-1</b>	<b>28</b> at Sacramento	<b>W107-93</b>	<b>21-9</b>	
	<b>16</b> <b>Phoenix</b>	<b>W109-92</b>	<b>5-1</b>	<b>30</b> at L.A. Clippers	<b>W104-95</b>	<b>22-9</b>	
	<b>17</b> at Minnesota	<b>L102-116</b>	<b>5-2</b>	<b>Apr.</b> <b>1</b> at Utah	<b>L87-88</b>	<b>22-10</b>	
	<b>18</b> at New Jersey	<b>W93-92 (OT)</b>	<b>6-2</b>	<b>4</b> at Seattle	<b>L84-101</b>	<b>22-11</b>	
	<b>20</b> at Miami	<b>L71-81</b>	<b>6-3</b>	<b>6</b> <b>Golden State</b>	<b>W111-74</b>	<b>23-11</b>	
	<b>21</b> at Orlando	<b>L83-109</b>	<b>6-4</b>	<b>8</b> <b>San Antonio</b>	<b>L83-92</b>	<b>23-12</b>	
	<b>23</b> <b>Seattle</b>	<b>W98-86</b>	<b>7-4</b>	<b>11</b> at Utah	<b>L76-85</b>	<b>23-13</b>	
	<b>25</b> <b>Atlanta</b>	<b>L87-93</b>	<b>7-5</b>	<b>12</b> at Minnesota	<b>W95-90</b>	<b>24-13</b>	
	<b>27</b> at Vancouver	<b>W86-74</b>	<b>8-5</b>	<b>14</b> <b>Vancouver</b>	<b>W102-85</b>	<b>25-13</b>	
	<b>28</b> at L.A. Lakers	<b>L90-106</b>	<b>8-6</b>	<b>15</b> <b>Portland</b>	<b>W86-76</b>	<b>26-13</b>	
<b>Mar.</b>	<b>2</b> <b>San Antonio</b>	<b>L82-99</b>	<b>8-7</b>	<b>18</b> at San Antonio	<b>L83-86</b>	<b>26-14</b>	
	<b>4</b> <b>L.A. Clippers</b>	<b>W96-77</b>	<b>9-7</b>	<b>19</b> <b>Seattle</b>	<b>W120-113</b>	<b>27-14</b>	
	<b>6</b> at Vancouver	<b>W107-92</b>	<b>10-7</b>	<b>21</b> <b>Dallas</b>	<b>L95-109</b>	<b>27-15</b>	
	<b>7</b> at Portland	<b>L71-111</b>	<b>10-8</b>	<b>23</b> at L.A. Clippers	<b>L101-106 (OT)</b>	<b>27-16</b>	
	<b>9</b> <b>Denver</b>	<b>W84-75</b>	<b>11-8</b>	<b>25</b> at Phoenix	<b>L71-95</b>	<b>27-17</b>	
	<b>11</b> <b>Vancouver</b>	<b>W102-91</b>	<b>12-8</b>	<b>26</b> <b>L.A. Lakers</b>	<b>W102-80</b>	<b>28-17</b>	
	<b>13</b> <b>Cleveland</b>	<b>W100-89</b>	<b>13-8</b>	<b>29</b> <b>Dallas</b>	<b>L81-91</b>	<b>28-18</b>	
	<b>14</b> at Phoenix	<b>L90-104</b>	<b>13-9</b>	<b>30</b> <b>Utah</b>	<b>L78-91</b>	<b>28-19</b>	
	<b>16</b> <b>Portland</b>	<b>W101-93</b>	<b>14-9</b>	<b>May</b> <b>2</b> <b>L.A. Clippers</b>	<b>W110-84</b>	<b>29-19</b>	
	<b>17</b> at Denver	<b>W114-109</b>	<b>15-9</b>	<b>4</b> <b>Minnesota</b>	<b>W100-83</b>	<b>30-19</b>	
	<b>20</b> <b>Phoenix</b>	<b>W103-93 (OT)</b>	<b>16-9</b>	<b>5</b> at Denver	<b>W95-88</b>	<b>31-19</b>	

# 1999-2000 Houston Rockets

(34-48, 6th Midwest)

## Final Statistics

Player	G-S	Min	FGM-A	Pct.	3PM-A	Pct.	FTM-A	Pct.	Rebounds		Avg.	A	Avg.	PF-D	S	TO	B	TP	Avg.
									O-D-Tot										
Steve Francis	77-77	2776	497-1117	.445	107-310	.345	287-365	.786	152-257	409	5.3	507	6.6	231-2	118	306	29	1388	18.0
Cuttino Mobley	81-8	2496	437-1016	.430	104-292	.356	299-353	.847	59-229	288	3.6	208	2.6	171-0	87	186	32	1277	15.8
Charles Barkley	20-18	620	106-222	.477	6-26	.231	71-110	.645	71-138	209	10.5	63	3.2	48-0	14	44	4	289	14.5
Shandon Anderson	82-82	2700	368-778	.473	79-225	.351	194-253	.767	91-293	384	4.7	239	2.9	182-0	96	194	32	1009	12.3
Walt Williams	76-66	1859	312-681	.458	102-261	.391	101-123	.821	69-237	306	4.0	157	2.1	190-2	49	113	44	827	10.9
Hakeem Olajuwon	44-28	1049	193-421	.458	0-2	.000	69-112	.616	65-209	274	6.2	61	1.4	88-0	41	73	70	455	10.3
Kelvin Cato	65-32	1581	216-402	.537	0-4	.000	135-208	.649	102-287	389	6.0	26	0.4	175-1	33	71	124	567	8.7
Kenny Thomas	72-29	1797	212-531	.399	32-122	.262	138-209	.660	147-290	437	6.1	113	1.6	167-0	54	112	22	594	8.3
Carlos Rogers	53-15	1101	170-324	.525	1-14	.071	81-137	.591	98-177	275	5.2	42	0.8	77-0	14	63	34	422	8.0
"Moochie" Norris	30-0	502	69-159	.434	12-29	.414	57-73	.781	16-52	68	2.3	94	3.1	32-0	23	30	1	207	6.9
Matt Bullard	56-27	1024	139-340	.409	79-177	.446	25-30	.833	13-125	138	2.5	63	1.1	85-0	19	36	13	382	6.8
Bryce Drew	72-5	1293	158-413	.383	59-163	.362	45-53	.849	23-80	103	1.4	162	2.3	79-0	41	66	1	420	5.8
Tony Massenburg	10-0	109	16-36	.444	0-0	—	14-16	.875	7-20	27	2.7	3	0.3	13-0	2	9	5	46	4.6
Thomas Hamilton	22-7	273	35-79	.443	0-0	—	12-23	.522	31-59	90	4.1	15	0.7	25-0	4	28	14	82	3.7
Anthony Miller	35-14	476	52-97	.536	0-0	—	26-51	.510	49-115	164	4.7	16	0.5	68-1	11	19	10	130	3.7
Bill Curley	4-0	50	6-11	.545	0-0	—	0-0	—	4-4-8	2.0	0.0	0.0	10-1	2	4	0	12	3.0	
Devin Gray	21-2	124	15-37	.405	0-0	—	19-29	.655	11-14	25	1.2	5	0.2	22-0	5	4	3	49	2.3
ROCKETS	82	19830	3001-6664	.450	581-1625	.358	1573-2145	.733	1008-2586	3594	43.8	1774	21.6	1663-7	613	1425	438	8156	99.5
OPPONENTS	82	19830	3226-7074	.456	350-990	.354	1425-1829	.779	1027-2451	3478	42.4	1863	22.7	1833-17	735	1126	433	8227	100.3

Date	Opponent	Score	Record	Date	Opponent	Score	Record
<b>Nov.</b>	<b>2 Milwaukee</b>	<b>L93-98</b>	<b>0-1</b>	<b>27 Golden State</b>	<b>L110-115</b>	<b>16-26</b>	
	4 at Utah	L82-98	0-2	28 at Denver	L98-104	16-27	
	5 San Antonio	L85-95	0-3	30 L.A. Lakers	W89-83	17-27	
	8 Orlando	L97-102	0-4	1 Charlotte	W99-83	18-27	
	10 L.A. Lakers	L88-89	0-5	3 Philadelphia	W109-106	19-27	
	12 at L.A. Lakers	W97-81	1-5	4 at Minnesota	L85-102	19-28	
	13 at Golden State	W103-95	2-5	6 at Detroit	L105-109	19-29	
	15 Indiana	L87-96	2-6	8 Cleveland	W91-83	20-29	
	16 at Dallas	L95-114	2-7	9 at Atlanta	L100-116	20-30	
	18 Sacramento	L110-128	2-8	15 Detroit	W107-102	21-30	
	20 at Seattle	L107-110	2-9	18 at San Antonio	L92-116	21-31	
	21 at Sacramento	L105-110	2-10	20 San Antonio	L111-113(OT)	21-32	
	23 Dallas	W119-99	3-10	22 at Charlotte	L97-102	21-33	
	26 at Portland	L88-91(OT)	3-11	24 Denver	L97-106	21-34	
	29 at Vancouver	W118-110(OT)	4-11	27 at L.A. Lakers	L85-101	21-35	
<b>Dec.</b>	1 at Phoenix	L122-128(2OT)	4-12	28 at L.A. Clippers	W96-77	22-35	
	2 at L.A. Clippers	W109-96	5-12	2 Sacramento	W102-99	23-35	
	4 Phoenix	W105-95	6-12	4 New Jersey	W99-92(OT)	24-35	
	6 Vancouver	W102-99	7-12	7 Phoenix	L101-108	24-36	
	8 at Philadelphia	L73-83	7-13	9 at Utah	L82-101	24-37	
	10 at Boston	L96-100	7-14	11 Minnesota	L86-100	24-38	
	11 at New Jersey	L94-106	7-15	14 at New York	L85-91	24-39	
	14 New York	L90-101	7-16	16 at Milwaukee	L96-106	24-40	
	15 at San Antonio	L77-83	7-17	17 at Indiana	L102-111	24-41	
	18 Boston	W100-94	8-17	19 at Toronto	L98-100	24-42	
	21 Portland	L79-89	8-18	20 at Cleveland	L85-98	24-43	
	23 Washington	W105-89	9-18	23 L.A. Clippers	W110-95	25-43	
	26 at Washington	L92-103	9-19	24 at Orlando	L96-112	25-44	
	28 Toronto	L99-100	9-20	26 Chicago	W123-78	26-44	
	30 L.A. Clippers	W122-100	10-20	28 Golden State	W121-86	27-44	
<b>Jan.</b>	4 Seattle	L96-103	10-21	30 at Minnesota	L90-122	27-45	
	6 at Miami	L99-111	10-22	1 Atlanta	W115-93	28-45	
	8 Utah	L87-103	10-23	4 at Vancouver	L100-102	28-46	
	11 at Sacramento	L93-110	10-24	5 at Portland	W118-105	29-46	
	13 at Golden State	W108-100	11-24	7 at Seattle	W119-116	30-46	
	15 at Chicago	W93-90	12-24	9 Utah	W99-90	31-46	
	17 at Dallas	W121-111	13-24	11 at Denver	W103-93	32-46	
	18 Portland	W90-89	14-24	13 Dallas	W111-102	33-46	
	20 Denver	W122-115	15-24	16 Seattle	L112-121	33-47	
	23 Miami	W101-88	16-24	18 at Phoenix	W107-98	34-47	
	25 Minnesota	L84-92	16-25	19 Vancouver	L92-96	34-48	

# 2000-2001 Houston Rockets

(45-37, 5th Midwest)

## Final Statistics

Player	G-S	Min	FGM-A	Pct.	3PM-A	Pct.	FTM-A	Pct.	Rebounds		A	Avg.	PF-D	S	TO	B	TP	Avg.
									O-D-Tot									
Steve Francis	80-79	3194	550-1219	.451	133-336	.396	358-438	.817	190-363-553	6.9	517	6.5	274-7	141	265	31	1591	19.9
Cuttino Mobley	79-49	3002	527-1214	.434	90-252	.357	394-474	.831	83-314-397	5.0	195	2.5	169-1	84	165	26	1538	19.5
Maurice Taylor	69-69	1972	390-797	.489	0-4	.000	119-162	.735	109-269-378	5.5	104	1.5	208-3	28	125	38	899	13.0
Hakeem Olajuwon	58-55	1545	283-568	.498	0-1	.000	123-198	.621	124-307-431	7.4	72	1.2	141-0	70	81	88	689	11.9
Shandon Anderson	82-82	2396	263-590	.446	46-170	.271	138-188	.734	72-261-333	4.1	189	2.3	202-0	82	131	40	710	8.7
Walt Williams	72-31	1583	202-513	.394	98-248	.395	97-126	.770	31-214-245	3.4	97	1.3	153-2	30	73	28	599	8.3
Kenny Thomas	74-21	1820	206-465	.443	25-92	.272	91-126	.722	122-295-417	5.6	77	1.0	178-4	40	116	43	528	7.1
"Moochie" Norris	82-6	1654	184-413	.446	25-89	.281	151-194	.778	44-154-198	2.4	283	3.5	84-0	69	107	2	544	6.6
Matt Bullard	61-5	1000	129-305	.423	86-213	.404	10-14	.714	22-108-130	2.1	42	0.7	76-0	10	12	9	354	5.8
Kelvin Cato	35-13	624	64-111	.577	0-0	—	37-57	.649	47-94-141	4.0	11	0.3	89-1	13	25	31	165	4.7
Carlos Rogers	39-0	544	75-110	.682	0-1	.000	29-52	.558	48-91-139	3.6	9	0.2	33-0	10	17	18	179	4.6
Jason Collier	23-0	222	27-71	.380	0-1	.000	17-24	.708	12-25-37	1.6	6	0.3	27-1	2	11	3	71	3.1
Dan Langhi	33-0	241	37-99	.374	0-1	.000	16-29	.552	13-28-41	1.2	4	0.1	16-0	7	8	1	90	2.7
Sean Colson (TOT)	13-0	44	6-24	.250	1-5	.200	2-4	.500	2-4-6	0.5	10	0.8	6-0	1	2	0	15	1.2
Sean Colson (HOU)	10-0	30	6-19	.316	1-4	.250	2-4	.500	2-1-3	0.3	7	0.7	6-0	1	0	0	15	1.5
Anthony Miller	1-0	3	0-0	—	0-0	—	0-0	—	0-0-0	0.0	0	0.0	1-0	0	0	0	0	0.0
ROCKETS	82	19830	2943-6494	.453	504-1412	.357	1582-2086	.758	919-2524-3443	42.0	1613	19.7	1657-19	587	1204	358	7972	97.2
OPPONENTS	82	19830	3020-6733	.449	359-1015	.354	1385-1862	.744	988-2420-3408	41.6	1735	21.2	1771-17	605	1092	400	7784	94.9

Date	Opponent	Score	Record	Date	Opponent	Score	Record
Oct. 31	Minnesota	L98-106	0-1	24	Philadelphia	L84-85 (OT)	20-22
Nov. 2	Milwaukee	W115-93	1-1	26	Vancouver	W106-89	21-22
4	at L.A. Clippers	L74-77	1-2	27	at Charlotte	W110-97	22-22
5	at Phoenix	L99-104	1-3	30	Miami	L85-103	22-23
7	L.A. Lakers	W84-74	2-3	Feb. 1	L.A. Clippers	L84-101	22-24
9	Vancouver	W85-78	3-3	3	at San Antonio	L88-90	22-25
11	at Portland	L88-111	3-4	5	New York	W100-86	23-25
12	at L.A. Lakers	L99-105	3-5	7	at Philadelphia	W112-87	24-25
14	Chicago	W110-83	4-5	8	at Detroit	W103-90	25-25
16	Charlotte	W84-80	5-5	13	Washington	W99-89	26-25
18	Phoenix	W94-89	6-5	16	at Orlando	L93-108	26-26
21	at Indiana	W101-89	7-5	17	Cleveland	W92-80	27-26
22	at Boston	L81-96	7-6	20	Boston	W101-84	28-26
25	at Miami	W91-80	8-6	21	at Minnesota	W89-83	29-26
28	Sacramento	L81-88	8-7	23	Orlando	W105-95	30-26
30	at Denver	W109-105 (OT)	9-7	26	Portland	L89-95	30-27
Dec. 2	Portland	L85-96	9-8	28	at Chicago	W95-78	31-27
5	Dallas	W109-102	10-8	Mar. 1	at Milwaukee	W108-91	32-27
8	at Sacramento	L98-111	10-9	3	at Dallas	L95-100	32-28
9	at Seattle	W111-104	11-9	7	at Atlanta	W104-98	33-28
11	at Vancouver	W82-75	12-9	8	L.A. Clippers	W99-87	34-28
14	at Golden State	W98-95	13-9	10	Golden State	W86-81	35-28
16	Denver	L100-102	13-10	11	at Phoenix	L92-94	35-29
19	San Antonio	L79-86	13-11	13	Indiana	W127-118 (3OT)	36-29
21	L.A. Lakers	L94-99	13-12	15	New Jersey	W108-106	37-29
23	Golden State	L87-95	13-13	17	San Antonio	W103-99	38-29
26	at San Antonio	L95-103	13-14	20	at Sacramento	L109-125	38-30
27	Seattle	L92-107	13-15	22	at L.A. Clippers	L92-97	38-31
30	at Dallas	W114-99	14-15	24	at Seattle	L90-93	38-32
Jan. 1	at Minnesota	L96-106	14-16	27	Utah	W109-86	39-32
2	at Cleveland	W100-95	15-16	29	Phoenix	L85-90	39-33
4	Detroit	W107-97	16-16	31	at Washington	W96-86	40-33
6	Utah	L97-99	16-17	Apr. 1	at New Jersey	L98-101	40-34
9	at Toronto	W110-91	17-17	3	Dallas	L97-109	40-35
11	at New York	W76-75	18-17	5	Seattle	W91-88	41-35
13	Sacramento	L81-84	18-18	7	Atlanta	W110-97	42-35
15	at Utah	L104-116 (OT)	18-19	9	at Utah	L81-96	42-36
16	Toronto	W114-99	19-19	10	Denver	L99-100	42-37
18	at Golden State	W112-104	20-19	13	at Portland	W109-103	43-37
19	at L.A. Lakers	L101-114	20-20	14	at Vancouver	W100-95	44-37
23	at Denver	L100-105	20-21	17	Minnesota	W114-87	45-37

# 2001-2002 Houston Rockets

(28-54, 5th Midwest)

## Final Statistics

Player	G-S	Min	FGM-A	Pct.	3PM-A	Pct.	FTM-A	Pct.	Rebounds		Avg.	A	Avg.	PF-D	S	TO	B	TP	Avg.
									O-D-Tot										
Cuttino Mobley	74-74	3116	595-1358	.438	149-377	.395	267-314	.850	63-237-300	4.1	187	2.5	189-3	109	180	37	1606	21.7	
Steve Francis	57-56	2343	420-1007	.417	68-210	.324	326-422	.773	102-299-401	7.0	362	6.4	172-2	71	221	25	1234	21.6	
Kenny Thomas	72-71	2484	396-829	.478	0-16	.000	223-336	.664	158-358-516	7.2	137	1.9	195-5	85	143	66	1015	14.1	
Walt Williams	48-25	1117	166-396	.419	78-183	.426	40-51	.784	37-125-162	3.4	69	1.4	106-0	18	53	10	450	9.4	
Eddie Griffin	73-24	1896	244-666	.366	90-273	.330	64-86	.744	117-299-416	5.7	53	0.7	117-1	17	47	134	642	8.8	
Glen Rice	20-20	606	65-167	.389	18-64	.281	24-30	.800	5-42-47	2.4	31	1.6	34-0	12	24	3	172	8.6	
"Moogie" Norris	82-26	2249	251-631	.398	36-134	.269	127-169	.751	73-173-246	3.0	403	4.9	130-0	81	156	4	665	8.1	
Kelvin Cato	75-73	1917	190-326	.583	0-1	.000	113-194	.582	176-349-525	7.0	29	0.4	208-5	40	53	95	493	6.6	
Kevin Willis	52-5	865	125-284	.440	0-1	.000	65-87	.747	105-194-239	5.8	14	0.3	98-0	25	41	23	315	6.1	
Oscar Torres	65-13	1075	135-341	.396	37-126	.294	82-105	.781	47-75-122	1.9	40	0.6	64-0	25	49	9	389	6.0	
Jason Collier	25-2	365	41-95	.432	0-1	.000	24-32	.750	31-51-82	3.3	9	0.4	40-0	6	13	4	106	4.2	
Terence Morris	68-12	1110	111-289	.384	15-78	.192	18-28	.643	77-134-211	3.1	64	0.9	72-1	21	45	27	255	3.8	
Dan Langhi	34-8	434	49-125	.392	1-4	.250	8-11	.727	22-45-67	2.0	14	0.4	25-0	8	9	5	107	3.1	
Tierre Brown	40-1	403	49-115	.426	4-12	.333	21-28	.750	12-30-42	1.1	70	1.8	26-0	19	40	3	123	3.1	
ROCKETS	82	19980	2837-6629	.428	496-1480	.335	1402-1893	.741	1025-2411-3436	41.9	1482	18.1	1476-17	537	1156	445	7572	92.3	
OPPONENTS	82	19980	3191-6875	.464	370-1028	.360	1221-1623	.752	1045-2507-3552	43.3	1838	22.4	1647-7	576	988	415	7973	97.2	

Date	Opponent	Score	Record	Date	Opponent	Score	Record
Oct. 30	Atlanta	W89-84 (OT)	1-0	22	Dallas	L107-113	13-29
Nov. 1	L.A. Clippers	W98-92 (OT)	2-0	24	New Jersey	L98-103	13-30
3	Minnesota	L88-90	2-1	26	at Charlotte	W111-104 (OT)	14-30
4	at Phoenix	W103-100	3-1	29	Golden State	W100-96 (OT)	15-30
6	Denver	W99-93	4-1	31	at Dallas	L91-95	15-31
8	Philadelphia	W77-72	5-1	Feb. 1	Charlotte	L72-73	15-32
9	at Denver	L81-108	5-2	4	Utah	W104-97	16-32
13	at San Antonio	L86-90	5-3	6	at Cleveland	L109-111	16-33
15	L.A. Lakers	L97-98 (OT)	5-4	12	Memphis	W85-78	17-33
17	Dallas	W124-87	6-4	16	Orlando	L100-109	17-34
19	at Sacramento	L77-113	6-5	18	at Washington	W102-89	18-34
20	at Portland	W94-87	7-5	20	at Milwaukee	L76-115	18-35
23	at Seattle	L81-99	7-6	21	Minnesota	W89-83	19-35
25	at L.A. Clippers	L83-90	7-7	23	Boston	W99-89	20-35
27	Sacramento	L84-89	7-8	26	L.A. Clippers	L84-94	20-36
30	at Memphis	L85-102	7-9	Mar. 2	at Phoenix	W104-97	21-36
Dec. 1	San Antonio	L75-85	7-10	3	at L.A. Lakers	L79-95	21-37
3	at New York	L86-89	7-11	5	Toronto	W112-109	22-37
4	at Chicago	L75-103	7-12	7	at San Antonio	L97-99	22-38
6	Washington	L82-85	7-13	8	Golden State	L95-108	22-39
8	at Minnesota	L97-107	7-14	10	Utah	W95-92	23-39
9	at Detroit	L77-105	7-15	12	Seattle	W101-98	24-39
11	Cleveland	L102-107	7-16	13	at Minnesota	W96-95	25-39
13	at Indiana	L106-108 (OT)	7-17	16	Chicago	L112-114 (2OT)	25-40
15	Miami	L73-76	7-18	18	at L.A. Clippers	L86-93	25-41
18	Portland	L92-101	7-19	19	at Sacramento	L87-110	25-42
20	L.A. Lakers	L101-107	7-20	22	at Seattle	L82-112	25-43
22	Milwaukee	W115-110	8-20	24	at Golden State	W116-104	26-43
26	Phoenix	L91-97	8-21	26	at Utah	L105-109	26-44
28	at Golden State	W100-93	9-21	28	Sacramento	L74-101	26-45
30	at L.A. Lakers	L90-114	9-22	30	Phoenix	L88-90	26-46
Jan. 3	Detroit	W99-97	10-22	Apr. 2	Seattle	W100-98	27-46
5	Indiana	L79-81	10-23	4	San Antonio	L78-102	27-47
8	New York	W88-86	11-23	5	at Memphis	L81-99	27-48
10	at Utah	L79-83	11-24	8	at Orlando	L74-83	27-49
12	Denver	W98-86	12-24	9	at Miami	L117-120 (OT)	27-50
15	at Philadelphia	L106-112 (OT)	12-25	11	at Dallas	W98-95 (OT)	28-50
16	at Toronto	L103-109	12-26	12	Portland	L79-80	28-51
18	at Boston	W104-101	13-26	14	Memphis	L95-98	28-52
19	at New Jersey	L90-99	13-27	16	at Denver	L70-101	28-53
21	at Atlanta	L91-95	13-28	17	at Portland	L79-92	28-54

# 2002-2003 Houston Rockets

(43-39, 5th Midwest)

## Final Statistics

Player	G-S	Min	FGM-A	Pct.	3PM-A	Pct.	FTM-A	Pct.	Rebounds		A	Avg.	PF-D	S	TO	B	TP	Avg.
									O-D-Tot	Avg.								
Steve Francis	81-81	3318	571-1312	.435	85-240	.354	476-595	.800	159-340-499	6.2	502	6.2	251-2	141	299	41	1703	21.0
Cuttino Mobley	73-73	3044	463-1067	.434	112-318	.352	242-282	.858	70-233-303	4.2	208	2.8	185-0	95	166	36	1280	17.5
Yao Ming	82-72	2382	401-805	.498	1-2	.500	301-371	.811	196-479-675	8.2	137	1.7	230-1	31	173	147	1104	13.5
James Posey (TOT)	83-71	2518	309-752	.411	70-229	.306	205-246	.833	90-336-426	5.1	184	2.2	197-1	106	144	15	893	10.8
James Posey (HOU)	58-47	1646	188-428	.439	46-141	.326	119-144	.826	52-229-281	4.8	106	1.8	134-0	77	78	9	541	9.3
Kenny Thomas	20-14	586	82-190	.432	0-0	—	33-45	.733	45-92-137	6.9	39	2.0	49-0	16	40	6	197	9.9
Glen Rice	62-26	1532	196-457	.429	101-254	.398	63-83	.759	28-126-154	2.5	65	1.0	99-0	23	55	5	556	9.0
Eddie Griffin	77-66	1890	271-678	.400	64-192	.333	58-94	.617	138-323-461	6.0	86	1.1	136-1	52	76	111	664	8.6
Maurice Taylor	67-9	1377	231-535	.432	0-2	.000	100-138	.725	95-143-238	3.6	66	1.0	151-0	22	100	22	562	8.4
Kelvin Cato	73-5	1247	133-256	.520	0-4	.000	66-124	.532	132-296-428	5.9	20	0.3	176-0	38	56	85	332	4.5
"Moochie" Norris	82-3	1375	134-330	.406	11-45	.244	78-114	.684	37-122-159	1.9	196	2.4	72-0	55	86	4	357	4.4
Terence Morris	49-0	632	82-176	.466	7-32	.219	11-14	.786	40-88-128	2.6	25	0.5	35-0	8	29	17	182	3.7
Jason Collier	13-3	104	17-36	.472	0-0	—	2-2	1.000	12-17-29	2.2	1	0.1	10-0	2	2	1	36	2.8
Juaquin Hawkins	58-10	685	57-148	.385	10-24	.417	10-20	.500	16-62-78	1.3	47	0.8	57-0	29	29	6	134	2.3
Bostjan Nachbar	14-1	77	11-31	.355	2-10	.200	5-10	.500	3-8-11	0.8	3	0.2	13-0	2	6	2	29	2.1
Tito Maddox	9-0	35	3-12	.250	0-3	.000	5-8	.625	1-6-7	0.8	5	0.2	4-0	3	3	1	11	1.2
ROCKETS	82	19930	2840-6461	.440	439-1267	.346	1569-2044	.768	1024-2564-3588	43.8	1506	18.4	1602-4	594	1276	493	7688	93.8
OPPONENTS	82	19930	2891-6681	.433	386-1113	.347	1399-1805	.775	979-2353-3332	40.6	1683	20.5	1794-14	663	1082	381	7567	92.3

Date	Opponent	Score	Record	Date	Opponent	Score	Record
Oct. 30	at Indiana	L82-91	0-1	26	at Chicago	L98-100	23-19
Nov. 1	at Denver	W83-74	1-1	27	at Memphis	W100-95	24-19
2	Toronto	W88-76	2-1	29	Dallas	L81-104	24-20
5	Seattle	L97-104	2-2	31	Minnesota	W121-101	25-20
9	Golden State	W111-104	3-2	Feb. 2	Sacramento	W105-89	26-20
12	Portland	W86-83	4-2	4	at Minnesota	L89-103	26-21
15	at Phoenix	L87-88	4-3	5	at Cleveland	L102-105	26-22
17	at L.A. Lakers	W93-89	5-3	11	Utah	L101-103(OT)	26-23
19	Cleveland	W97-80	6-3	12	at Utah	W106-76	27-23
21	at Dallas	L90-103	6-4	14	Miami	L82-94	27-24
22	Washington	W93-86	7-4	18	at L.A. Lakers	L99-106(2OT)	27-25
24	at L.A. Clippers	L89-90	7-5	19	at Phoenix	W107-89	28-25
26	at Portland	L71-77	7-6	21	Dallas	L85-100	28-26
27	at Golden State	W91-84	8-6	22	Memphis	W93-82	29-26
29	at Seattle	W83-72	9-6	24	at Boston	W101-95(OT)	30-26
Dec. 1	at Sacramento	L84-103	9-7	25	at New York	L95-102	30-27
3	San Antonio	W89-75	10-7	27	at Washington	L98-100(OT)	30-28
6	at New Orleans	L96-98(OT)	10-8	Mar. 2	San Antonio	L88-97	30-29
7	Philadelphia	W97-72	11-8	4	at Detroit	L83-96	30-30
10	Sacramento	W103-96	12-8	5	at Toronto	W97-95	31-30
13	at Memphis	L109-114(OT)	12-9	8	New Jersey	W83-71	32-30
14	L.A. Clippers	L83-94	12-10	12	L.A. Clippers	W118-114(OT)	33-30
16	at Miami	W105-100(OT)	13-10	14	Chicago	W121-91	34-30
18	Indiana	W95-83	14-10	16	Phoenix	W85-75	35-30
20	Atlanta	W101-82	15-10	18	at Seattle	L94-100	35-31
21	at Minnesota	L86-98	15-11	19	at Portland	L83-94	35-32
23	Utah	L91-96	15-12	21	at Golden State	W117-107	36-32
27	New York	L83-99	15-13	23	at Sacramento	L108-109	36-33
29	New Orleans	W97-85	16-13	24	at L.A. Clippers	W108-90	37-33
31	Milwaukee	W103-80	17-13	26	L.A. Lakers	L93-96	37-34
Jan. 4	Golden State	L84-86	17-14	27	at San Antonio	L85-98	37-35
7	Minnesota	W94-86	18-14	29	Denver	W102-89	38-35
8	at Orlando	W91-81	19-14	31	at New Jersey	L86-110	38-36
10	at Atlanta	L75-84	19-15	Apr. 2	at Milwaukee	L99-106	38-37
11	Denver	W87-85	20-15	4	at Philadelphia	W88-79	39-37
13	Boston	W101-92	21-15	6	Orlando	W114-93	40-37
15	Phoenix	W102-96	22-15	8	Portland	L66-81	40-38
17	L.A. Lakers	W108-104(OT)	23-15	9	at Utah	L73-94	40-39
20	at San Antonio	L82-87	23-16	12	Seattle	W101-86	41-39
21	at Dallas	L86-107	23-17	15	Memphis	W97-86	42-39
24	Detroit	L74-98	23-18	16	at Denver	W89-84	43-39

# 2003-2004 Houston Rockets

(45-37, 5th Midwest)

## Final Statistics

Player	G-S	Min	FGM-A	Pct.	3PM-A	Pct.	FTM-A	Pct.	Rebounds		A	Avg.	PF-D	S	TO	B	TP	Avg.
									O-D-Tot	Avg.								
Yao Ming	82-82	2692	535-1025	.522	0-2	.000	361-446	.809	197-538-735	9.0	122	1.5	273-4	22	204	156	1431	17.5
Steve Francis	79-79	3194	450-1117	.403	73-250	.292	337-435	.775	116-317-433	5.5	493	6.2	257-3	139	294	35	1310	16.6
Cuttino Mobley	80-80	3229	460-1081	.426	164-420	.390	176-217	.811	40-322-362	4.5	258	3.2	179-0	107	180	33	1260	15.8
Jim Jackson	80-80	3119	382-900	.424	162-405	.400	107-127	.843	52-435-487	6.1	226	2.8	227-1	86	175	23	1033	12.9
Maurice Taylor	75-10	2081	367-765	.480	0-2	.000	128-174	.736	131-253-384	5.1	107	1.4	253-5	43	149	47	862	11.5
Kelvin Cato	69-67	1743	161-360	.447	0-0	—	96-142	.676	153-319-472	6.8	72	1.0	203-0	52	84	96	418	6.1
C. Weatherspoon (TOT)	52-1	868	104-211	.493	0-1	.000	53-72	.736	74-130-204	3.9	30	0.6	75-0	30	35	15	261	5.0
C. Weatherspoon (HOU)	37-0	652	86-171	.503	0-1	.000	35-53	.660	60-94-154	4.2	17	0.5	56-0	22	26	13	207	5.6
Eric Piatkowski	49-0	703	72-191	.377	43-122	.352	14-16	.875	10-63-73	1.5	26	0.5	42-0	16	29	5	201	4.1
Scott Padgett	58-5	547	74-167	.443	28-65	.431	24-32	.750	46-93-139	2.4	23	0.4	73-0	12	22	13	200	3.4
Torraye Braggs	11-0	132	13-28	.464	0-0	—	8-12	.667	15-19-34	3.1	6	0.5	21-0	4	12	2	34	3.1
Bostjan Nachbar	45-3	516	47-132	.356	23-63	.365	21-29	.724	8-62-70	1.6	30	0.7	72-1	14	23	14	138	3.1
"Moochie" Norris	30-0	401	27-87	.310	8-23	.348	18-24	.750	2-28-30	1.0	48	1.6	16-0	16	30	2	80	2.7
Mark Jackson	42-3	577	34-100	.340	7-41	.171	28-39	.718	10-60-70	1.7	119	2.8	41-0	17	53	1	103	2.5
Mike Wilks	26-0	145	17-36	.472	6-10	.600	10-12	.833	3-13-16	0.6	17	0.7	15-0	3	7	0	50	1.9
Alton Ford	9-0	41	6-11	.545	0-0	—	3-6	.500	3-8-11	1.2	3	0.3	9-0	0	3	1	15	1.7
Charles Oakley	7-0	25	2-6	.333	0-0	—	5-6	.833	0-5-5	0.7	2	0.3	8-0	0	1	0	9	1.3
Adrian Griffin	19-1	133	5-18	.278	1-2	.500	0-4	.000	1-18-19	1.0	10	0.5	17-0	7	3	2	11	0.6
ROCKETS	82	19930	2738-6195	.442	515-1406	.366	1371-1774	.773	847-2647-3494	42.6	1579	19.3	1762-14	560	1373	443	7362	89.8
OPPONENTS	82	19930	2636-6405	.412	457-1227	.372	1491-2024	.737	907-2351-3258	39.7	1689	20.6	1695-16	710	1103	359	7220	88.0

Date	Opponent	Score	Record	Date	Opponent	Score	Record
<b>Oct. 30</b>	<b>Denver</b>	<b>W102-85</b>	<b>1-0</b>	23	at Indiana	W78-74	25-17
<b>Nov. 1</b>	<b>Memphis</b>	<b>L71-79</b>	<b>1-1</b>	25	at Orlando	W99-87	26-17
3	at Chicago	W98-66	2-1	26	at Miami	L81-95	26-18
4	at New Jersey	W86-75	3-1	<b>28</b>	<b>Sacramento</b>	<b>L94-99</b>	<b>26-19</b>
<b>8</b>	<b>Orlando</b>	<b>W96-86</b>	<b>4-1</b>	<b>31</b>	<b>New Jersey</b>	<b>L77-88</b>	<b>26-20</b>
<b>11</b>	<b>Miami</b>	<b>W90-70</b>	<b>5-1</b>	<b>Feb. 2</b>	at Phoenix	L79-99	26-21
13	at Dallas	L86-97	5-2	<b>4</b>	<b>Milwaukee</b>	<b>W103-89</b>	<b>27-21</b>
<b>14</b>	<b>Phoenix</b>	<b>W90-85</b>	<b>6-2</b>	<b>6</b>	<b>Chicago</b>	<b>W82-80</b>	<b>28-21</b>
16	at Toronto	L97-101 (2OT)	6-3	7	at Atlanta	W86-77	29-21
17	at Philadelphia	W74-66	7-3	<b>9</b>	<b>San Antonio</b>	<b>L82-85</b>	<b>29-22</b>
<b>19</b>	<b>Golden State</b>	<b>W85-83</b>	<b>8-3</b>	<b>11</b>	<b>L.A. Lakers</b>	<b>W102-87</b>	<b>30-22</b>
21	at Portland	L78-85	8-4	<b>17</b>	<b>Washington</b>	<b>W107-81</b>	<b>31-22</b>
24	at L.A. Clippers	W105-90	9-4	21	at Dallas	L88-97	31-23
26	at Utah	L76-83	9-5	<b>22</b>	<b>Atlanta</b>	<b>W123-121 (3OT)</b>	<b>32-23</b>
28	at Sacramento	L74-103	9-6	24	at San Antonio	L77-86	32-24
29	at Seattle	L88-95	9-7	<b>25</b>	<b>Cleveland</b>	<b>W90-84</b>	<b>33-24</b>
<b>Dec. 3</b>	<b>Utah</b>	<b>W107-101 (OT)</b>	<b>10-7</b>	<b>27</b>	<b>Portland</b>	<b>W89-85</b>	<b>34-24</b>
5	at New Orleans	W83-74	11-7	<b>29</b>	<b>Seattle</b>	<b>L80-97</b>	<b>34-25</b>
<b>6</b>	<b>Detroit</b>	<b>W86-80</b>	<b>12-7</b>	<b>Mar. 3</b>	<b>L.A. Lakers</b>	<b>L93-96</b>	<b>34-26</b>
<b>9</b>	<b>Portland</b>	<b>W93-91</b>	<b>13-7</b>	5	at Minnesota	W112-109	35-26
<b>11</b>	<b>San Antonio</b>	<b>L87-71</b>	<b>13-8</b>	<b>7</b>	<b>Dallas</b>	<b>W101-98</b>	<b>36-26</b>
13	at San Antonio	L73-86	13-9	<b>9</b>	<b>L.A. Clippers</b>	<b>W90-85</b>	<b>37-26</b>
16	at Minnesota	L75-92	13-10	<b>11</b>	<b>New Orleans</b>	<b>W97-86</b>	<b>38-26</b>
17	at Cleveland	W89-85	14-10	<b>13</b>	<b>Memphis</b>	<b>W88-80</b>	<b>39-26</b>
<b>19</b>	<b>L.A. Clippers</b>	<b>W99-85</b>	<b>15-10</b>	<b>15</b>	<b>Phoenix</b>	<b>L97-99 (OT)</b>	<b>39-27</b>
20	at Phoenix	L87-102	15-11	19	at Golden State	L84-90	39-28
<b>23</b>	<b>Indiana</b>	<b>L71-79</b>	<b>15-12</b>	21	at Sacramento	L95-100	39-29
25	at L.A. Lakers	W99-87	16-12	22	at Portland	W93-85 (OT)	40-29
26	at Denver	L94-95	16-13	<b>24</b>	<b>Toronto</b>	<b>W90-89 (OT)</b>	<b>41-29</b>
<b>29</b>	<b>Seattle</b>	<b>L86-87</b>	<b>16-14</b>	26	at Memphis	L86-109	41-30
<b>31</b>	<b>Philadelphia</b>	<b>W80-72</b>	<b>17-14</b>	28	at Milwaukee	W111-107 (OT)	42-30
<b>Jan. 3</b>	<b>Utah</b>	<b>W84-63</b>	<b>18-14</b>	<b>29</b>	<b>Minnesota</b>	<b>L88-94</b>	<b>42-31</b>
<b>5</b>	<b>Golden State</b>	<b>W83-65</b>	<b>19-14</b>	<b>Apr. 1</b>	at L.A. Lakers	L85-93	42-32
7	at Detroit	L66-85	19-15	2	at Denver	L100-110	42-33
8	at New York	W111-79	20-15	<b>4</b>	<b>Sacramento</b>	<b>L94-99</b>	<b>42-34</b>
<b>11</b>	<b>Boston</b>	<b>L93-97</b>	<b>20-16</b>	6	at Golden State	L90-97	42-35
13	at Washington	W93-80	21-16	7	at L.A. Clippers	W102-79	43-35
14	at Boston	W95-80	22-16	<b>9</b>	<b>Denver</b>	<b>W106-103</b>	<b>44-35</b>
<b>17</b>	<b>Minnesota</b>	<b>W95-76</b>	<b>23-16</b>	10	at Utah	L69-82	44-36
19	at Memphis	L83-88	23-17	12	at Seattle	W111-107	45-36
<b>21</b>	<b>New York</b>	<b>W86-71</b>	<b>24-17</b>	<b>14</b>	<b>Dallas</b>	<b>L89-92</b>	<b>45-37</b>

# 2004-2005 Houston Rockets

(51-31, 3rd Southwest)

## Final Statistics

Player	G-S	Min	FGM-A	Pct.	3PM-A	Pct.	FTM-A	Pct.	Rebounds		A Avg.	PF-D	S	TO	B	TP	Avg.		
									O-D	Tot									
Tracy McGrady	78-78	3182	715-1660	.431	142-435	.326	431-557	.774	71-413	484	6.2	448	5.7	167-0	135	201	52	2003	25.7
Yao Ming	80-80	2447	538-975	.552	0-0	—	389-497	.783	208-461	669	8.4	61	0.8	298-8	34	196	160	1465	18.3
Jim Jackson	24-24	990	118-283	.417	54-147	.367	30-33	.909	10-105	115	4.8	86	3.6	67-1	23	56	1	320	13.3
David Wesley (TOT)	80-79	2774	334-840	.398	118-315	.375	162-189	.857	38-190	228	2.9	265	3.3	215-2	96	113	9	948	11.9
David Wesley (HOU)	54-53	1840	201-498	.404	90-235	.383	95-113	.841	26-117	143	2.6	156	2.9	150-2	61	59	8	587	10.9
Mike James (TOT)	74-5	1859	331-751	.441	100-259	.386	109-145	.752	35-173	208	2.8	263	3.6	174-2	65	106	6	871	11.8
Mike James (HOU)	27-5	692	126-291	.433	42-107	.393	42-55	.764	12-74	86	3.2	78	2.9	60-0	25	26	2	336	12.4
Bob Sura	61-59	1922	215-504	.427	55-155	.355	141-188	.750	79-258	337	5.5	317	5.2	168-2	65	147	7	626	10.3
Juwan Howard	61-47	1624	244-541	.451	0-1	.000	97-115	.843	126-220	346	5.7	94	1.5	143-0	32	79	5	585	9.6
Maurice Taylor	38-16	905	127-292	.435	3-8	.375	39-60	.650	41-123	164	4.3	53	1.4	123-3	16	63	12	296	7.8
Jon Barry (TOT)	69-2	1505	161-368	.438	71-165	.430	62-71	.873	28-133	159	2.3	167	2.4	95-0	60	67	9	455	6.6
Jon Barry (HOU)	53-2	1230	130-291	.447	60-133	.451	52-58	.897	22-116	138	2.6	139	2.6	67-0	46	53	7	372	7.0
Tyronn Lue	21-3	479	48-122	.393	15-45	.333	14-18	.778	0-40	40	1.9	58	2.8	48-0	8	24	0	125	6.0
Charlie Ward	14-13	360	24-77	.312	16-51	.314	11-13	.846	6-33	39	2.8	43	3.1	22-0	15	18	0	75	5.4
Scott Padgett	66-0	942	98-233	.421	50-126	.397	29-40	.725	47-138	185	2.8	55	0.8	119-0	33	30	10	275	4.2
Dikembe Mutombo	80-2	1212	108-217	.498	0-0	—	106-143	.741	150-276	426	5.3	10	0.1	135-1	16	51	101	322	4.0
Clarence Weatherspoon	40-18	525	47-114	.412	0-0	—	29-35	.829	35-87	122	3.1	17	0.4	74-1	9	15	6	123	3.1
Bostjan Nachbar	16-2	204	15-43	.349	10-21	.476	9-12	.750	4-26	30	1.9	9	0.6	30-0	1	5	0	49	3.1
Reece Gaines	10-0	108	10-27	.370	3-12	.250	3-4	.750	0-11	11	1.1	3	0.3	12-0	3	4	0	26	2.6
"Moochie" Norris (TOT)	38-0	360	35-109	.321	0-12	.000	20-24	.833	10-36	46	1.2	39	1.0	44-0	18	27	2	90	2.4
"Moochie" Norris (HOU)	6-0	39	3-16	.188	0-0	—	2-2	1.000	1-3	4	0.7	5	0.8	2-0	1	2	0	8	1.3
Andre Barrett	27-0	314	20-69	.290	9-37	.243	7-10	.700	5-14	19	0.7	42	1.6	35-0	14	16	0	56	2.1
Rod Strickland	16-2	196	9-43	.209	1-2	.500	9-10	.900	3-24	27	1.7	39	2.4	15-0	3	16	2	28	1.8
Ryan Bowen	66-6	604	47-111	.423	3-6	.500	14-21	.667	21-55	76	1.2	18	0.3	61-0	23	7	5	111	1.7
Vin Baker (TOT)	27-0	204	13-42	.310	0-1	.000	9-17	.529	17-22	39	1.4	10	0.4	38-0	2	17	4	35	1.3
Vin Baker (HOU)	3-0	13	0-4	.000	0-0	—	2-2	1.000	0-2	2	0.7	0	0.3	7-0	0	2	0	2	0.7
Torrey Braggs	21-0	24	3-7	.429	0-0	.000	0-0	—	7-5	12	1.7	0	0.0	4-0	0	2	0	6	0.9
Brandin Knight	1-0	3	0-1	.000	0-0	.000	0-0	—	0-0	0	0.0	1	1.0	0-0	0	0	0	0	0.0
ROCKETS	82	19855	2846-6419	.443	553-1521	.364	1551-1986	.781	874-2601	3475	42.4	1733	21.1	1807-18	563	1135	378	7796	95.1
OPPONENTS	82	19855	2720-6423	.423	454-1343	.338	1571-2116	.742	892-2444	3336	40.7	1696	20.7	1773-16	607	1087	335	7465	91.0

Date	Opponent	Score	Record	Date	Opponent	Score	Record
Nov. 2	at Detroit	L79-87	0-1	24	Orlando	W89-78	23-19
3	at Toronto	L88-95	0-2	26	at New Orleans	W82-77	24-19
5	at Memphis	W89-81	1-2	28	Sacramento	L111-117 (OT)	24-20
6	Sacramento	W104-101 (OT)	2-2	30	at Miami	L95-104	24-21
9	Memphis	W90-87	3-2	31	at Boston	W97-94	25-21
11	Minnesota	L91-96	3-3	Feb. 2	at Philadelphia	W118-95	26-21
13	L.A. Lakers	W79-84	3-4	4	at Minnesota	W119-113 (OT)	27-21
15	at New Jersey	W80-69	4-4	6	L.A. Lakers	W103-102	28-21
16	at Atlanta	L84-88	4-5	9	Chicago	W105-92	29-21
18	New York	L92-93	4-6	11	at Indiana	W91-83	30-21
20	at L.A. Clippers	W91-86 (OT)	5-6	13	Portland	W81-80	31-21
21	at Portland	W97-93	6-6	15	Washington	W123-93	32-21
23	at Sacramento	L96-102	6-7	22	Seattle	L85-87	32-22
26	at Utah	L80-90	6-8	23	at San Antonio	L81-99	32-23
27	Denver	L76-82	6-9	27	Utah	L92-99	32-24
30	Detroit	L72-93	6-10	Mar. 1	at Chicago	W119-89	33-24
Dec. 2	at Dallas	L106-113 (OT)	6-11	2	at Washington	L98-101	33-25
4	Philadelphia	W77-76	7-11	6	Dallas	W90-69	34-25
7	New Orleans	W89-81	8-11	8	at Seattle	W97-95	35-25
9	San Antonio	W81-80	9-11	11	at Phoenix	W127-107	36-25
11	Dallas	L78-102	9-12	13	at Sacramento	W111-96	37-25
15	Atlanta	W92-69	10-12	14	at Golden State	W97-94	38-25
17	Golden State	W100-83	11-12	16	Portland	W108-77	39-25
18	at Charlotte	L100-101 (OT)	11-13	20	Boston	L92-103	39-26
20	Toronto	W114-102	12-13	20	at Minnesota	L86-94	39-27
22	Charlotte	L87-90	12-14	22	Miami	W84-82	40-27
26	L.A. Clippers	W96-79	13-14	24	Cleveland	W99-80	41-27
28	at Milwaukee	L87-115	13-15	25	at New Orleans	W81-68	42-27
29	at Cleveland	W98-87	14-15	27	at San Antonio	L70-83	42-28
31	Milwaukee	W105-90	15-15	28	at Utah	W99-85	43-28
Jan. 2	Utah	W99-80	16-15	30	at Portland	W100-84	44-28
5	Phoenix	L98-108	16-16	Apr. 1	New Orleans	L73-76	44-29
7	at L.A. Lakers	L104-111	16-17	3	Phoenix	L78-91	44-30
12	at Denver	W116-98	17-17	5	at Golden State	L117-122	44-31
12	at Dallas	W124-114	18-17	7	at L.A. Lakers	W114-100	45-31
13	New Jersey	W94-85 (OT)	19-17	9	at Phoenix	W98-97	46-31
15	San Antonio	W73-67	20-17	11	at Seattle	W90-78	47-31
17	at Memphis	L80-99	20-18	13	Memphis	W100-92	48-31
18	Indiana	L74-87	20-19	16	Denver	W115-87	49-31
20	at Orlando	W108-99	21-19	18	L.A. Clippers	W115-90	50-31
21	at New York	W92-91	22-19	20	Seattle	W106-78	51-31



# 2005-2006 Houston Rockets

(34-48, 5th Southwest)

## Final Statistics

Player	G-S	Min	FGM-A	Pct.	3PM-A	Pct.	FTM-A	Pct.	Rebounds		A	Avg.	PF-D	S	TO	B	TP	Avg.	
									O-D	Tot									
Tracy McGrady	47-47	1745	410-1011	406	73-234	312	254-340	747	46-261	307	6.5	225	4.8	88-0	59	120	41	1147	24.4
Yao Ming	57-57	1949	467-900	519	0-1	0.000	337-395	853	148-433	581	10.2	85	1.5	195-4	30	147	94	1271	22.3
Rafer Alston	63-63	2431	280-738	379	102-312	327	99-143	692	36-219	255	4.0	425	6.7	194-3	101	157	15	761	12.1
Juwan Howard	80-80	2537	394-859	459	0-4	0.000	154-191	806	168-367	535	6.7	112	1.4	235-2	49	133	8	942	11.8
Derek Anderson	20-8	582	68-173	393	19-67	284	61-73	836	12-71	83	4.2	53	2.7	49-0	15	37	4	216	10.8
David Wesley	71-59	2372	226-561	403	99-271	365	151-187	807	24-154	178	2.5	204	2.9	212-3	59	120	6	702	9.9
Stromile Swift	66-5	1344	225-458	491	0-2	0.000	136-209	651	103-188	291	4.4	25	0.4	198-3	38	91	50	586	8.9
Luther Head	80-27	2310	254-630	403	113-313	361	86-123	699	33-233	266	3.3	215	2.7	169-2	89	119	9	707	8.8
Keith Bogans (TOT)	72-31	1912	215-544	395	65-200	325	127-186	683	55-200	255	3.5	128	1.8	167-1	71	90	9	622	8.6
Keith Bogans (HOU)	33-22	1064	101-256	395	32-102	314	47-81	580	26-123	149	4.5	83	2.5	89-1	32	49	6	281	8.5
Gerald Fitch (TOT)	18-1	239	30-89	337	7-26	269	17-23	739	7-23	30	1.7	33	1.8	28-0	7	15	5	84	4.7
Jon Barry	20-0	342	25-65	385	12-32	375	24-29	828	1-30	31	1.6	26	1.3	25-0	13	22	1	86	4.3
Chuck Hayes	40-0	535	59-105	562	0-1	0.000	29-45	644	67-112	179	4.5	14	0.3	76-2	26	12	14	147	3.7
Lonny Baxter	23-0	281	33-72	458	0-0	—	16-19	842	38-46	84	3.7	2	0.1	48-1	9	13	7	82	3.6
Richie Frahm (TOT)	33-0	342	39-100	390	23-70	329	7-10	700	3-30	33	1.0	21	0.6	30-0	4	8	2	108	3.3
Richie Frahm (HOU)	8-0	117	15-35	429	8-22	364	4-5	800	0-10	10	1.3	6	0.8	8-0	1	4	0	42	5.3
Stephen Graham	6-0	38	6-16	375	1-5	200	4-4	1000	1-6	7	1.2	3	0.5	5-0	2	5	0	17	2.8
Dikembe Mutombo	64-23	955	50-95	526	0-0	—	69-91	758	100-206	306	4.8	4	0.1	128-0	17	35	57	169	2.6
John Lucas III	13-0	107	14-36	389	2-9	222	0-0	—	2-3	0.4	12	0.9	6-0	5	7	0	30	2.3	
*Moochie Norris	29-0	241	26-65	400	0-5	0.000	13-17	765	9-25	34	1.2	29	1.0	31-0	14	16	1	65	2.2
Rick Brunson (TOT)	27-0	247	21-54	389	5-13	385	7-12	583	1-21	22	0.8	35	1.3	22-0	8	22	1	54	2.0
Rick Brunson (HOU)	23-0	215	16-46	348	5-12	417	7-12	583	1-19	20	0.9	33	1.4	21-0	8	19	1	44	1.9
Ryan Bowen	68-19	662	37-124	298	3-22	136	11-14	786	31-57	88	1.3	24	0.4	85-0	21	13	6	88	1.3
Maciej Lampe (TOT)	6-0	28	2-11	182	0-0	—	0-2	0.000	4-5	1.5	2	0.3	2-0	0	3	0	4	0.7	
Maciej Lampe (HOU)	4-0	12	2-7	286	0-0	—	0-2	0.000	3-2	1.3	0	0.0	0-0	0	2	0	4	1.0	
Josh Davis	1-0	0	0-0	—	0-0	—	0-0	—	0-0	0.0	0.0	1.0	0-0	1-0	0	0	0	0.0	
ROCKETS	82	19830	2708-6252	433	469-1414	332	1502-1980	759	849-2565	3414	41.6	1580	19.3	1863-21	588	1193	320	7387	90.1
OPPONENTS	82	19830	2708-6310	429	541-1465	369	1560-2135	731	874-2477	3351	40.9	1647	20.1	1716-14	582	1094	373	7517	91.7

Date	Opponent	Score	Record	Date	Opponent	Score	Record
Nov. 2	Sacramento	W98-89	1-0	27	Minnesota	L92-96	15-27
5	N.O./Okla. City	L84-91	1-1	29	Miami	L95-101	15-28
8	Orlando	L74-76	1-2	30	at Memphis	L77-86	15-29
10	at Miami	L84-88	1-3	Feb. 1	Milwaukee	W86-84	16-29
12	at New Jersey	W99-91	2-3	3	Seattle	W100-77	17-29
13	at Boston	L82-102	2-4	5	at New York	W93-89	18-29
15	at Minnesota	W94-89	3-4	6	at Philadelphia	W87-81	19-29
17	at San Antonio	L80-86	3-5	8	L.A. Lakers	L78-89	19-30
18	Detroit	L70-78	3-6	11	Utah	W102-88	20-30
20	at Indiana	L74-85	3-7	12	New York	W90-83	21-30
22	at Dallas	L93-102	3-8	14	at L.A. Clippers	W128-97	22-30
23	Phoenix	L88-100	3-9	16	at Phoenix	L75-109	22-31
25	at Memphis	L81-86	3-10	22	L.A. Clippers	W106-102	23-31
26	Chicago	L89-94	3-11	24	Golden State	W91-88	24-31
29	Atlanta	W100-85	4-11	26	at Orlando	W89-84	25-31
Dec. 3	Memphis	L75-90	4-12	27	Phoenix	L94-111	25-32
6	Boston	W91-73	5-12	Mar. 1	Philadelphia	L101-106	25-33
8	at Sacramento	W106-95	6-12	3	Denver	W89-78	26-33
11	at Portland	W100-86	7-12	5	Portland	W102-84	27-33
14	at Golden State	W111-105 (OT)	8-12	7	at Minnesota	W93-87	28-33
15	at Seattle	W104-98	9-12	8	Indiana	W103-99	29-33
17	at L.A. Clippers	L81-89	9-13	12	at San Antonio	L81-88	29-34
18	at L.A. Lakers	W76-74	10-13	13	New Jersey	L77-90	29-35
21	Toronto	L81-94	10-14	15	Dallas	L81-95	29-36
23	at Denver	L86-108	10-15	18	San Antonio	L77-92	29-37
27	Utah	L74-82	10-16	20	L.A. Clippers	L91-99	29-38
28	at N.O./Okla. City (Okla. City)	L90-92	10-17	21	at Dallas	L72-88	29-39
31	Golden State	L89-94	10-18	23	at N.O./Okla. City (Okla. City)	W93-92	30-39
Jan. 3	at Washington	W123-111	11-18	26	Cleveland	L102-104 (OT)	30-40
5	at Cleveland	W90-81	12-18	29	Seattle	W115-87	31-40
6	at Toronto	L92-112	12-19	31	Washington	W105-103	32-40
8	Denver	L90-92	12-20	Apr. 2	at L.A. Lakers	L88-104	32-41
10	at Charlotte	L106-111 (2OT)	12-21	4	at Seattle	L87-104	32-42
11	Sacramento	L80-88	12-22	5	at Portland	L75-76	32-43
14	N.O./Okla. City	L80-86	12-23	7	at Golden State	W100-93	33-43
16	at Atlanta	L83-94	12-24	9	at Sacramento	L77-86	33-44
18	Dallas	L76-103	12-25	10	at Utah	L83-85	33-45
20	at Chicago	W109-108 (2OT)	13-25	12	Minnesota	L79-82	33-46
22	at Detroit	L77-99	13-26	15	Memphis	L81-93	33-47
23	at Milwaukee	W97-80	14-26	17	at Denver	W86-83	34-47
25	Charlotte	W102-78	15-26	19	San Antonio	L87-89	34-48

# 2006-2007 Houston Rockets

(52-30, 3rd Southwest)

## Final Statistics

Player	G-S	Min	FGM-A	Pct.	3PM-A	Pct.	FTM-A	Pct.	Rebounds		A	Avg.	PF-D	S	TO	B	TP	Avg.
									O-D-Tot	Avg.								
Yao Ming	48-48	1624	423-819	.516	0-2	.000	356-413	.862	101-351-452	9.4	94	2.0	159-0	17	167	94	1202	25.0
Tracy McGrady	71-71	2539	638-1480	.431	126-381	.331	345-488	.707	56-322-378	5.3	458	6.5	136-0	92	213	36	1747	24.6
Rafer Alston	82-82	3040	383-1020	.375	192-529	.363	130-177	.734	29-253-282	3.4	444	5.4	195-3	129	170	10	1088	13.3
Luther Head	80-10	2211	306-700	.437	177-401	.441	83-105	.790	31-221-252	3.2	194	2.4	133-1	76	137	5	872	10.9
Shane Battier	82-82	2988	292-654	.446	157-373	.421	88-113	.779	67-271-338	4.1	175	2.1	190-1	79	72	60	829	10.1
Juwan Howard	80-38	2123	309-665	.465	0-0	—	155-188	.824	138-332-470	5.9	131	1.6	205-1	29	112	8	773	9.7
Bonzi Wells	28-1	590	85-207	.411	1-7	.143	46-82	.561	26-94-120	4.3	31	1.1	62-0	24	57	13	217	7.8
Chuck Hayes	78-43	1714	192-335	.573	0-0	—	55-89	.618	204-317-521	6.7	47	0.6	281-9	70	64	18	439	5.6
Kirk Snyder	39-1	563	66-146	.452	11-44	.250	49-75	.653	17-66-83	2.1	39	1.0	51-0	11	26	12	192	4.9
John Lucas III	47-0	383	62-156	.397	15-59	.254	15-19	.789	9-27-36	0.8	33	0.7	38-0	17	15	0	154	3.3
Dikembe Mutombo	75-33	1289	85-153	.556	0-0	—	60-87	.690	164-324-488	6.5	13	0.2	156-0	22	38	76	230	3.1
Vassilis Spanoulis	31-0	272	23-72	.319	5-29	.172	34-42	.810	5-17-22	0.7	28	0.9	33-1	7	29	1	85	2.7
Jake Tsakalidis (TOT)	36-7	390	29-72	.403	0-0	—	26-39	.667	42-62-104	2.9	5	0.1	51-0	8	24	12	84	2.3
Jake Tsakalidis (HOU)	13-0	132	9-22	.409	0-0	—	12-15	.800	18-22-40	3.1	3	0.2	17-0	1	3	1	30	2.3
Scott Padgett	24-0	198	15-49	.306	8-29	.276	6-11	.545	11-34-45	1.9	8	0.3	33-0	4	8	3	44	1.8
Steve Novak	35-1	191	18-50	.360	13-39	.333	2-2	1.000	4-22-26	0.7	6	0.2	21-0	5	4	0	51	1.5
ROCKETS	82	19855	2906-6528	.445	705-1893	.372	1436-1906	.753	880-2673-3553	43.3	1704	20.8	1710-16	583	1162	337	7953	97.0
OPPONENTS	82	19855	2793-6503	.429	472-1346	.351	1497-2000	.749	800-2548-3348	40.8	1588	19.4	1631-13	571	1163	353	7555	92.1

Date	Opponent	Score	Record	Date	Opponent	Score	Record
Nov. 1	at Utah	L97-107	0-1	24	at San Antonio	W90-85	26-16
4	Dallas	W107-76	1-1	26	Portland	W99-69	27-16
5	at N.O./Okla. City	L90-96	1-2	29	Philadelphia	W105-84	28-16
7	at Memphis	W86-80	2-2	31	Seattle	W112-102	29-16
8	at Milwaukee	W97-93	3-2	Feb. 3	N.O./Okla. City	L74-87	29-17
10	New York	W103-94	4-2	5	Minnesota	W105-77	30-17
12	at Miami	W94-72	5-2	6	at Memphis	W98-90	31-17
14	San Antonio	L84-92	5-3	9	at Dallas	L74-95	31-18
16	Chicago	W101-100	6-3	10	Charlotte	W104-83	32-18
18	at Detroit	L92-104	6-4	13	Sacramento	W109-104 (OT)	33-18
20	at New York	W97-90	7-4	15	Dallas	L77-80	33-19
22	Washington	W86-82	8-4	21	Miami	W112-102	34-19
25	Memphis	W85-76	9-4	23	at Atlanta	L99-105	34-20
28	Minnesota	W82-75	10-4	25	at Orlando	W97-93	35-20
29	at Phoenix	L91-102	10-5	26	Boston	L72-77	35-21
Dec. 2	Cleveland	W81-63	11-5	28	Toronto	L90-106	35-22
5	Golden State	W118-90	12-5	Mar. 2	at Denver	W108-97	36-22
6	at Minnesota	L84-90	12-6	3	San Antonio	L74-97	36-23
8	at Charlotte	W92-62	13-6	5	at Cleveland	L85-91	36-24
9	at Washington	W114-109	14-6	7	at Boston	W111-80	37-24
12	L.A. Lakers	L94-102	14-7	9	New Jersey	W112-91	38-24
14	at Golden State	L107-109	14-8	11	Orlando	W103-92	39-24
15	at L.A. Lakers	L101-112 (OT)	14-9	12	at Phoenix	L82-103	39-25
17	at L.A. Clippers	W108-103	15-9	14	L.A. Clippers	W109-105	40-25
20	at Portland	L87-89	15-10	16	at Toronto	W114-100	41-25
22	at San Antonio	W97-78	16-10	18	at Philadelphia	W124-74	42-25
23	L.A. Clippers	L93-98	16-11	20	Indiana	W86-76	43-25
26	at Indiana	L76-81	16-12	22	Detroit	W91-85	44-25
27	at New Jersey	W96-71	17-12	25	at N.O./Okla. City (Okla. City)	L94-106	44-26
29	Atlanta	W94-68	18-12	26	Milwaukee	W106-87	45-26
31	Memphis	W111-109	19-12	28	at L.A. Clippers	W92-87	46-26
Jan. 3	Seattle	W103-96	20-12	30	at L.A. Lakers	W107-104 (OT)	47-26
5	Utah	W100-86	21-12	Apr. 1	Utah	L83-86	47-27
7	at Minnesota	L99-103 (OT)	21-13	4	Golden State	L99-110	47-28
8	at Chicago	W84-77	22-13	6	Portland	L78-85	47-29
10	L.A. Lakers	W102-77	23-13	8	at Sacramento	W112-106	48-29
12	at Denver	W90-86	24-13	9	at Seattle	W95-90	49-29
13	at Sacramento	W115-111 (OT)	25-13	11	at Portland	W99-95	50-29
16	at Dallas	L96-109	25-14	14	N.O./Okla. City	W123-112	51-29
17	Phoenix	L91-100	25-15	16	Phoenix	W120-117	52-29
20	Denver	L113-121 (OT)	25-16	18	at Utah	L91-101	52-30

# 2007-2008 Houston Rockets

(55-27, 3rd Southwest)

## Final Statistics

Player	G-S	Min	FGM-A	Pct.	3PM-A	Pct.	FTM-A	Pct.	Rebounds		A	Avg.	PF-D	S	TO	B	TP	Avg.
									O-D-Tot									
Yao Ming	55-55	2044	432-852	507	0-2	0.00	345-406	.850	172-422-594	10.8	129	2.3	171-2	25	183	111	1209	22.0
Tracy McGrady	66-62	2440	548-1307	419	86-295	292	245-358	.684	42-297-339	5.1	387	5.9	91-0	68	160	30	1427	21.6
Rafer Alston	74-74	2526	364-924	394	143-407	351	98-137	.715	28-232-260	3.5	392	5.3	139-0	98	160	18	969	13.1
Luis Scola	82-39	2024	345-670	515	0-3	0.00	157-235	.668	174-351-525	6.4	106	1.3	235-2	60	105	19	847	10.3
Shane Battier	80-78	2907	265-619	428	139-369	377	75-101	.743	131-276-407	5.1	155	1.9	196-2	77	78	90	744	9.3
Bonzi Wells	51-7	1124	175-412	425	8-38	211	111-174	.638	63-197-260	5.1	80	1.6	113-0	51	76	24	469	9.2
Carl Landry	42-0	711	135-219	616	0-1	0.00	72-109	.661	96-111-207	4.9	21	0.5	98-2	17	26	7	342	8.1
Bobby Jackson (TOT)	72-5	1389	204-506	403	81-226	358	64-81	.790	33-148-181	2.5	139	1.9	96-0	45	59	5	553	7.7
Bobby Jackson (HOU)	26-5	498	88-210	419	28-82	341	24-32	.750	10-61-71	2.7	63	2.4	37-0	13	28	2	228	8.8
Luther Head	73-17	1379	206-477	432	79-225	351	66-81	.815	18-117-135	1.8	138	1.9	75-0	44	70	9	557	7.6
Mike James	33-1	537	79-226	350	24-74	324	33-42	.786	11-41-52	1.6	54	1.6	44-0	17	29	2	215	6.5
Steve Francis	10-3	199	19-57	333	4-17	235	13-23	.565	8-15-23	2.3	30	3.0	25-1	9	14	5	55	5.5
Aaron Brooks	51-0	608	93-225	413	36-109	330	42-49	.857	13-43-56	1.1	87	1.7	69-0	13	44	5	264	5.2
Gerald Green (TOT)	30-0	361	52-151	344	15-39	385	34-41	.829	13-51-64	2.1	29	1.0	45-0	8	32	4	153	5.1
Gerald Green (HOU)	1-0	4	3-3	1000	0-0	—	0-0	—	2-0-2	2.0	0	0.0	2-0	0	0	0	6	6.0
Steve Novak	35-0	264	49-102	480	34-71	479	3-4	.750	4-31-35	1.0	6	0.2	17-0	2	4	3	135	3.9
Kirk Snyder	9-0	81	13-28	464	2-9	222	6-11	.545	5-7-12	1.3	8	0.9	6-0	1	4	1	34	3.8
Mike Harris	17-0	159	27-54	500	0-2	0.00	8-13	.615	24-30-54	3.2	3	0.2	16-0	6	9	3	62	3.6
Dikembe Mutombo	39-25	619	43-80	538	0-0	—	32-45	.711	68-131-199	5.1	5	0.1	55-0	11	17	48	118	3.0
Chuck Hayes	79-44	1575	113-221	511	0-3	0.00	11-24	.458	132-295-427	5.4	91	1.2	212-2	85	62	43	237	3.0
Justin Williams (TOT)	23-0	123	13-29	448	0-0	—	8-26	.308	20-29-49	2.1	0	0.0	17-0	5	4	5	34	1.5
Justin Williams (HOU)	1-0	6	1-3	333	0-0	—	1-4	.250	1-0-1	1.0	0	0.0	3-0	0	1	0	3	3.0
Bobby Jones	4-0	9	2-4	500	0-0	—	0-0	—	0-1-1	0.3	0	0.0	3-0	1	1	0	4	1.0
Loren Woods	7-0	17	3-5	600	0-0	—	0-0	—	0-1-1	0.1	2	0.3	2-0	0	0	0	6	0.9
ROCKETS	82	19730	3003-6698	448	583-1707	342	1342-1848	.726	1002-2659-3661	44.6	1757	21.4	1609-11	598	1125	420	7931	96.7
OPPONENTS	82	19730	2852-6594	433	433-1186	.365	1410-1912	.737	894-2441-3335	40.7	1548	18.9	1615-17	622	1094	379	7547	92.0

Date	Opponent	Score	Record	Date	Opponent	Score	Record
Oct. 30	at L.A. Lakers	W95-93	1-0	23	at Seattle	W109-107	23-19
Nov. 1	at Utah	W106-95	2-0	25	at Portland	W89-79	24-19
3	Portland	W89-80	3-0	27	Utah	L89-97	24-20
5	at Dallas	L98-107	3-1	29	Golden State	W111-107	25-20
6	San Antonio	W89-81	4-1	Feb. 1	at Indiana	W106-103	26-20
9	Milwaukee	W104-88	5-1	2	at Milwaukee	W91-83	27-20
11	at Charlotte	W85-82	6-1	4	at Minnesota	W92-86	28-20
13	at Memphis	L99-105	6-2	7	Cleveland	W92-77	29-20
14	L.A. Lakers	L90-93	6-3	9	Atlanta	W108-89	30-20
16	at San Antonio	L84-90	6-4	11	Portland	W95-83	31-20
17	Phoenix	L105-115	6-5	13	Sacramento	W89-87	32-20
21	Dallas	L94-100	6-6	19	at Cleveland	W93-85	33-20
23	at Miami	L91-98	6-7	21	Miami	W112-100	34-20
24	Denver	W109-81	7-7	22	at New Orleans	W100-80	35-20
26	at L.A. Clippers	W88-71	8-7	24	Chicago	W110-97	36-20
28	at Phoenix	W100-94	9-7	26	Washington	W94-69	37-20
29	at Golden State	L94-113	9-8	29	Memphis	W116-95	38-20
Dec. 1	at Sacramento	L99-107	9-9	Mar. 2	Denver	W103-89	39-20
5	Memphis	W105-92	10-9	5	Indiana	W117-99	40-20
7	at New Jersey	W96-89	11-9	6	at Dallas	W113-98	41-20
9	at Toronto	L80-93	11-10	8	New Orleans	W106-96	42-20
10	at Philadelphia	L88-100	11-11	10	New Jersey	W91-73	43-20
12	Detroit	W80-77	12-11	12	at Atlanta	W83-75	44-20
15	Dallas	L83-96	12-12	14	Charlotte	W89-80	45-20
19	Orlando	L92-97	12-13	16	L.A. Lakers	W104-92	46-20
20	at Denver	L111-112 (TOT)	12-14	18	Boston	L74-94	46-21
22	at Chicago	W116-98	13-14	19	at New Orleans	L69-90	46-22
23	at Detroit	L82-94	13-15	21	at Golden State	W109-106	47-22
28	at Memphis	W103-83	14-15	22	at Phoenix	L113-122	47-23
29	Toronto	W91-79	15-15	24	Sacramento	W108-100	48-23
31	Golden State	L95-112	15-16	26	Minnesota	W97-86	49-23
Jan. 2	at Boston	L93-97	15-17	30	at San Antonio	L88-109	49-24
4	at Orlando	W96-94	16-17	Apr. 1	at Sacramento	L98-99	49-25
5	New York	W103-91	17-17	3	at Portland	W95-86	50-25
8	at Washington	W92-84	18-17	4	at Seattle	W79-66	51-25
9	at New York	W101-92	19-17	6	at L.A. Clippers	W105-79	52-25
11	Minnesota	W113-82	20-17	9	Seattle	W103-80	53-25
13	New Orleans	L82-87	20-18	11	Phoenix	W101-90	54-25
15	Philadelphia	L107-111	20-19	13	at Denver	L94-111	54-26
19	San Antonio	W83-81	21-19	14	at Utah	L96-105	54-27
21	Seattle	W96-89	22-19	16	L.A. Clippers	W93-75	55-27

# 2008-2009 Houston Rockets

(53-29, 2nd Southwest)

## Final Statistics

Player	G-S	Min	FGM-A	Pct.	3PM-A	Pct.	FTM-A	Pct.	Rebounds		A	Avg.	PF-D	S	TO	B	TP	Avg.
									O-D-Tot	Avg.								
Yao Ming	77-77	2589	566-1032	.548	1-1	1.000	381-440	.866	204-557-761	9.9	137	1.8	257-2	30	234	150	1514	19.7
Ron Artest	69-65	2452	416-1037	.401	153-383	.399	196-262	.748	65-294-359	5.2	229	3.3	155-2	105	140	24	1181	17.1
Tracy McGrady	35-35	1181	188-485	.388	44-117	.376	125-156	.801	20-134-154	4.4	175	5.0	38-0	42	69	15	545	15.6
Luis Scola	82-82	2488	424-799	.531	0-3	.000	196-258	.760	200-520-720	8.8	123	1.5	261-2	68	123	11	1044	12.7
Rafer Alston	48-48	1591	193-522	.370	80-230	.348	86-109	.789	25-119-144	3.0	258	5.4	72-0	57	88	7	552	11.5
Aaron Brooks	80-35	1998	316-783	.404	113-309	.366	149-172	.866	33-124-157	2.0	238	3.0	152-1	46	125	8	894	11.2
Von Wafer	63-11	1225	229-512	.447	64-164	.390	88-117	.752	19-94-113	1.8	71	1.1	71-0	40	59	8	610	9.7
Carl Landry	69-0	1467	240-418	.574	1-3	.333	157-193	.813	124-219-343	5.0	39	0.6	166-0	26	68	31	638	9.2
Kyle Lowry (TOT)	77-21	1679	189-434	.435	25-98	.255	181-226	.801	26-163-189	2.5	275	3.6	146-1	69	117	17	584	7.6
Kyle Lowry (HOU)	28-0	608	77-162	.475	8-29	.276	52-65	.800	13-65-78	2.8	97	3.5	57-0	21	38	9	214	7.6
Shane Battier	60-59	2031	145-354	.410	91-237	.384	55-67	.821	52-233-285	4.8	137	2.3	114-0	48	49	54	436	7.3
Luther Head	22-4	322	39-101	.386	14-38	.368	14-16	.875	3-24-27	1.2	35	1.6	15-0	6	16	1	106	4.8
Brent Barry	56-1	857	70-172	.407	49-131	.374	19-20	.950	17-77-94	1.7	78	1.4	45-0	24	48	3	208	3.7
Brian Cook (TOT)	30-0	171	28-76	.368	13-30	.433	5-6	.833	7-25-32	1.1	5	0.2	26-0	3	13	3	74	2.5
Brian Cook (HOU)	9-0	25	5-16	.313	2-5	.400	0-0	—	1-4-5	0.6	1	0.1	3-0	0	2	3	12	1.3
Dikembe Mutombo	9-2	96	5-13	.385	0-0	—	6-9	.667	12-21-33	3.7	0	0.0	11-0	0	6	11	16	1.8
James White	4-0	11	3-5	.600	1-2	.500	0-0	—	0-0-0	0.0	1	0.3	2-0	1	3	1	7	1.8
Chuck Hayes	71-1	858	42-113	.372	0-4	.000	7-19	.368	74-176-250	3.5	42	0.6	134-2	34	25	19	91	1.3
Joey Dorsey	3-0	6	1-2	.500	0-0	—	0-0	—	0-1-1	0.3	1	0.3	0-0	0	0	0	2	0.7
ROCKETS	82	19805	2959-6526	.453	621-1656	.375	1531-1903	.805	862-2662-3324	43.0	1662	20.3	1553-9	548	1158	355	8070	98.4
OPPONENTS	82	19805	2991-6735	.444	464-1298	.357	1296-1730	.749	873-2399-3272	39.9	1620	19.8	1689-13	588	1012	435	7742	94.4

Date	Opponent	Score	Record	Date	Opponent	Score	Record
Oct. 29	Memphis	W82-71	1-0	19	Denver	W115-113	26-16
30	at Dallas	W112-102	2-0	21	Utah	W108-99	27-16
Nov. 1	Oklahoma City	W89-77	3-0	23	at Indiana	L102-107	27-17
4	Boston	L99-103	3-1	25	at Detroit	W108-105	28-17
6	at Portland	L99-101 (OT)	3-2	26	at New York	L98-104	28-18
7	at L.A. Clippers	W92-83	4-2	28	Philadelphia	L93-95	28-19
9	at L.A. Lakers	L82-111	4-3	31	Golden State	W110-93	29-19
12	at Phoenix	W94-82	5-3	Feb. 3	Chicago	W107-100	30-19
14	at San Antonio	L75-77	5-4	4	at Memphis	L93-104	30-20
15	New Orleans	W91-82	6-4	7	Minnesota	W107-90	31-20
17	at Oklahoma City	W100-89	7-4	9	at Milwaukee	L112-124	31-21
19	Dallas	L86-96	7-5	11	Sacramento	W94-82	32-21
21	at Washington	W103-91	8-5	17	New Jersey	W114-88	33-21
22	at Orlando	W100-95	9-5	20	Dallas	W93-86	34-21
24	at Miami	W107-98	10-5	22	Charlotte	W99-78	35-21
26	Indiana	L90-91	10-6	24	Portland	W98-94	36-21
29	San Antonio	W103-84	11-6	26	Cleveland	W93-74	37-21
30	at Denver	L94-104	11-7	28	at Chicago	L102-105	37-22
Dec. 3	L.A. Clippers	W103-96	12-7	Mar. 1	at Minnesota	W105-94	38-22
5	Golden State	W131-112	13-7	3	Toronto	W107-97	39-22
8	at Memphis	L97-109	13-8	4	at Utah	L94-101	39-23
9	Atlanta	W92-84	14-8	6	Phoenix	W116-112	40-23
12	at Golden State	W119-108	15-8	8	Memphis	W93-83	41-23
13	at L.A. Clippers	L82-95	15-9	9	at Denver	W97-95	42-23
16	Denver	W108-96	16-9	11	L.A. Lakers	L96-102	42-24
19	Sacramento	W107-96	17-9	13	at Charlotte	W91-86	43-24
20	at Minnesota	W109-102	18-9	14	San Antonio	L85-88	43-25
22	at New Jersey	W114-91	19-9	16	at New Orleans	W95-84	44-25
23	at Cleveland	L90-99	19-10	18	Detroit	W106-101 (2OT)	45-25
26	at New Orleans	L79-88	19-11	20	Minnesota	W107-88	46-25
27	Utah	W120-115 (2OT)	20-11	22	at San Antonio	W87-85	47-25
29	Washington	L87-89	20-12	24	at Utah	L86-99	47-26
31	Milwaukee	W85-81	21-12	28	L.A. Clippers	W110-93	48-26
Jan. 2	at Toronto	L73-94	21-13	Apr. 1	at Phoenix	L109-114	48-27
3	at Atlanta	L100-103	21-14	3	at L.A. Lakers	L81-93	48-28
6	at Philadelphia	L96-104	21-15	5	Portland	W102-88	49-28
7	at Boston	W89-85	22-15	7	Orlando	W93-83	50-28
9	at Oklahoma City	W98-96	23-15	9	at Sacramento	W115-98	51-28
10	New York	W96-76	24-15	10	at Golden State	W113-109	52-28
13	L.A. Lakers	L100-105	24-16	13	New Orleans	W86-66	53-28
17	Miami	W93-86	25-16	15	at Dallas	L84-95	53-29

# 2009-2010 Houston Rockets

(42-40, 3rd Southwest)

## Final Statistics

Player	G-S	Min	FGM-A	Pct.	3PM-A	Pct.	FTM-A	Pct.	Rebounds		A	Avg.	PF-D	S	TO	B	TP	Avg.
									O-D-TO	Avg.								
Kevin Martin (TOT)	46-43	1633	289-693	.417	70-210	.333	298-340	.876	29-135-164	3.6	111	2.4	96-0	46	92	6	946	20.6
Kevin Martin (HOU)	24-22	859	154-354	.435	31-100	.310	171-185	.924	9-61-70	2.9	54	2.3	45-0	23	57	2	510	21.3
Aaron Brooks	82-82	2919	575-1331	.432	209-525	.398	245-298	.822	54-161-215	2.6	434	5.3	199-1	69	232	14	1604	19.6
Luis Scola	82-82	2671	560-1090	.514	1-5	.200	208-267	.779	175-530-705	8.6	169	2.1	246-2	63	163	26	1329	16.2
Carl Landry	52-1	1415	302-552	.547	0-0	—	235-280	.839	122-164-286	5.5	40	0.8	146-1	28	86	46	839	16.1
Trevor Ariza	72-71	2629	394-999	.394	136-407	.334	148-228	.649	78-235-403	5.6	276	3.8	162-0	126	161	40	1072	14.9
Shane Battier	68-0	1651	184-464	.397	37-136	.272	215-260	.827	91-156-247	3.6	305	4.5	173-0	60	116	9	620	9.1
Chase Budinger	74-4	1488	249-565	.441	92-249	.369	67-87	.770	38-182-220	3.0	88	1.2	85-0	34	48	11	657	8.9
Kyle Lowry	67-62	2168	178-447	.398	101-279	.362	77-106	.726	74-238-312	4.7	164	2.4	139-0	53	64	76	534	8.0
David Andersen	63-0	891	147-340	.432	27-78	.346	46-67	.687	54-154-208	3.3	44	0.7	119-0	15	37	12	367	5.8
Jared Jeffries (TOT)	70-37	1794	138-314	.439	21-71	.296	75-120	.625	130-158-288	4.1	101	1.4	203-2	62	76	71	372	5.3
Jared Jeffries (HOU)	18-0	332	36-84	.429	1-9	.111	15-27	.556	31-34-65	3.6	18	1.0	46-0	9	14	13	88	4.9
Jordan Hill (TOT)	47-0	624	99-201	.493	0-2	.000	46-68	.676	76-99-175	3.7	20	0.4	92-0	14	30	21	244	5.2
Jordan Hill (HOU)	23-0	372	58-109	.532	0-0	—	31-47	.660	44-70-114	5.0	13	0.6	55-0	4	18	12	147	6.4
Garrett Temple	9-0	118	13-29	.448	3-12	.250	16-24	.667	2-12-14	1.6	7	0.8	16-0	4	14	4	45	5.0
Chuck Hayes	82-82	1773	161-329	.489	0-0	—	36-66	.545	151-314-465	5.7	139	1.7	219-3	73	74	43	358	4.4
Jermaine Taylor	31-4	303	45-119	.378	5-22	.227	33-46	.717	21-25-46	1.5	16	0.5	15-0	10	19	3	128	4.1
Tracy McGrady	6-0	46	7-19	.368	1-2	.500	4-6	.667	0-5-5	0.8	6	1.0	2-0	0	1	2	19	3.2
Mike Harris (TOT)	13-0	96	11-30	.367	0-1	.000	7-11	.636	10-14-24	1.8	3	0.2	14-0	5	9	1	29	2.2
Mike Harris (HOU)	8-0	82	10-27	.370	0-1	.000	5-9	.556	9-11-20	2.5	3	0.4	10-0	4	9	1	25	3.1
Hilton Armstrong (TOT)	3-0	335	28-79	.354	0-1	.000	15-32	.469	27-54-81	2.5	21	0.6	59-1	15	22	12	71	2.2
Hilton Armstrong (HOU)	9-0	40	5-17	.294	0-1	.000	0-2	.000	5-1-6	0.7	3	0.3	10-0	5	5	0	10	1.1
Joey Dorsey	7-0	54	5-11	.455	0-0	—	1-2	.500	11-14-25	3.6	2	0.3	12-0	2	4	1	11	1.6
Brian Cook	15-0	44	7-23	.304	2-9	.222	5-7	.714	1-8-9	0.6	1	0.1	5-0	0	6	2	21	1.4
Pops Mensah-Bonsu	4-0	13	1-4	.250	0-0	—	3-6	.500	1-3-4	1.0	1	0.3	3-0	1	0	1	5	1.3
Will Conroy	5-0	36	3-10	.300	0-3	.000	0-2	.000	0-3-3	0.6	7	1.4	5-0	0	4	0	6	1.2
ROCKETS	82	19905	3094-6923	.447	646-1838	.351	1561-2222	.772	971-2471-3442	42.0	1790	21.8	1712-7	583	1188	318	8395	102.4
OPPONENTS	82	19905	3236-6810	.475	489-1344	.364	1464-1917	.764	875-2632-3507	42.8	1716	20.9	1840-21	597	1207	532	8425	102.7

Date	Opponent	Score	Record	Date	Opponent	Score	Record
Oct. 27	at Portland	L87-96	0-1	22	at San Antonio	W116-109	24-18
28	at Golden State	W108-107	1-1	23	Chicago	L97-104	24-19
<b>Nov. 31</b>	<b>Portland</b>	<b>W111-107</b>	<b>2-1</b>	<b>25</b>	<b>Atlanta</b>	<b>L95-102</b>	<b>24-20</b>
2	at Utah	W113-96	3-1	27	Denver	L92-97	24-21
4	L.A. Lakers	L102-103(OT)	3-2	29	Portland	W104-100	25-21
6	Oklahoma City	W105-94	4-2	31	Phoenix	L111-115(OT)	25-22
10	at Dallas	L103-121	4-3	<b>Feb. 2</b>	<b>Golden State</b>	<b>W119-97</b>	<b>26-22</b>
11	Memphis	W104-79	5-3	5	at Memphis	W101-83	27-22
13	at Sacramento	L100-109	5-4	6	Philadelphia	L95-102	27-23
15	at L.A. Lakers	W101-91	6-4	9	at Miami	L66-99	27-24
17	Phoenix	L105-111	6-5	16	Utah	L95-104	27-25
18	at Minnesota	W97-84	7-5	17	at Milwaukee	W127-99	28-25
20	at Atlanta	L103-105	7-6	20	Indiana	L115-125	28-26
21	Sacramento	W113-106	8-6	21	at New Orleans	L94-102	28-27
25	Dallas	L99-130	8-7	24	Orlando	L92-110	28-28
27	San Antonio	L84-92	8-8	26	San Antonio	W109-104	29-28
29	at Oklahoma City	W100-91	9-8	27	at Utah	L110-133	29-29
<b>Dec. 2</b>	<b>at L.A. Clippers</b>	<b>W102-85</b>	<b>10-8</b>	<b>Mar. 1</b>	<b>Toronto</b>	<b>W116-92</b>	<b>30-29</b>
3	at Golden State	W111-109	11-8	3	Sacramento	L81-84	30-30
5	at Portland	L89-90	11-9	6	at Minnesota	W112-98	31-30
9	Cleveland	W95-85	12-9	7	at Detroit	L107-110(OT)	31-31
11	at Philadelphia	W96-91	13-9	9	at Washington	W96-88	32-31
13	at Toronto	L88-101	13-10	13	New Jersey	W116-108	33-31
15	Detroit	W107-96	14-10	15	Denver	W125-123	34-31
16	at Denver	L101-111	14-11	17	Memphis	W107-94	35-31
18	at Dallas	W116-108(OT)	15-11	19	Boston	L87-94	35-32
19	Oklahoma City	W95-90	16-11	21	at New York	W116-112	36-32
22	L.A. Clippers	W108-99	17-11	22	at Chicago	L88-98	36-33
23	at Orlando	L87-102	17-12	24	at Oklahoma City	L104-122	36-34
26	at New Jersey	W98-93	18-12	25	L.A. Clippers	L93-99	36-35
27	at Cleveland	L83-108	18-13	27	L.A. Lakers	L101-109	36-36
29	New Orleans	W108-100	19-13	30	Washington	W98-94	37-36
31	Dallas	W97-94	20-13	31	at San Antonio	L102-119	37-37
<b>Jan. 2</b>	<b>at New Orleans</b>	<b>L95-99</b>	<b>20-14</b>	<b>Apr. 2</b>	<b>at Boston</b>	<b>W119-114(OT)</b>	<b>38-37</b>
5	at L.A. Lakers	L79-88	20-15	4	at Indiana	L102-133	38-38
6	at Phoenix	L110-118	20-16	6	at Memphis	W113-103	39-38
9	New York	W105-96	21-16	7	Utah	W113-96	40-38
12	at Charlotte	L94-102	21-17	9	Charlotte	W97-90	41-38
13	Minnesota	W120-114(3OT)	22-17	11	at Phoenix	L106-116	41-39
15	Miami	L106-115	22-18	12	at Sacramento	W117-107	42-39
18	Milwaukee	W101-98(OT)	23-18	14	New Orleans	L115-123	42-40

# 2010-2011 Houston Rockets

(43-39, 5th Southwest)

## Final Statistics

Player	G-S	Min	FGM-A	Pct.	3PM-A	Pct.	FTM-A	Pct.	Rebounds		A	Avg.	PF-D	S	TO	B	TP	Avg.	
									O-D	Tot									
Kevin Martin	80-80	2603	553-1267	.436	176-459	.383	594-669	.888	28-230	258	3.2	198	2.5	155-1	80	184	15	1876	23.5
Luis Scola	74-74	2412	569-1129	.504	0-3	.000	214-290	.738	147-459	606	8.2	185	2.5	227-4	48	147	44	1352	18.3
Kyle Lowry	75-71	2563	345-809	.426	129-343	.376	192-251	.765	89-220	309	4.1	500	6.7	207-0	102	158	23	1011	13.5
Aaron Brooks	34-7	811	134-387	.346	48-169	.284	78-93	.840	11-40	51	1.5	129	3.8	69-3	21	55	2	394	11.6
Yao Ming	5-5	91	18-37	.486	0-0	—	15-16	.938	7-20	27	5.4	4	0.8	13-1	0	7	8	51	10.2
Chase Budinger	78-22	1738	279-656	.425	89-274	.325	118-138	.855	52-229	281	3.6	127	1.6	114-0	41	67	18	765	9.8
Shane Battier	59-59	1818	186-408	.456	88-225	.391	49-76	.645	58-223	281	4.8	153	2.6	127-1	53	63	71	509	8.6
Courtney Lee	81-1	1723	253-576	.439	71-174	.408	95-120	.792	51-158	209	2.6	100	1.2	102-0	58	68	18	672	8.3
Chuck Hayes	74-63	2079	244-463	.527	0-2	.000	94-142	.662	219-380	599	8.1	202	2.7	200-0	79	86	49	582	7.9
Goran Dragic (TOT)	70-5	1234	192-441	.435	56-155	.361	83-133	.624	36-106	142	2.0	204	2.9	125-0	50	117	10	523	7.5
Goran Dragic (HOU)	22-3	378	59-125	.472	28-54	.519	24-36	.667	12-44	56	2.5	55	2.5	35-0	14	21	4	170	7.7
Brad Miller	60-5	1015	132-296	.446	40-107	.374	78-94	.830	44-178	222	3.7	145	2.4	98-0	28	54	21	382	6.4
Patrick Patterson	52-6	868	149-267	.558	0-2	.000	30-42	.714	86-114	200	3.8	41	0.8	77-0	17	31	37	328	6.3
Jordan Hill	72-11	1125	173-352	.491	0-2	.000	60-85	.706	128-178	306	4.3	29	0.4	157-1	14	62	52	406	5.6
Terrence Williams (TOT)	21-0	290	43-115	.374	6-22	.273	14-21	.667	4-47	51	2.4	38	1.8	25-0	9	33	0	106	5.0
Terrence Williams (HOU)	11-0	84	14-42	.333	2-10	.200	9-11	.818	1-14	15	1.4	7	0.6	4-0	4	8	0	39	4.9
Jermaine Taylor	8-0	77	16-32	.500	2-5	.400	5-6	.833	1-8	9	1.1	2	0.3	4-0	2	6	2	39	4.9
Ishmael Smith	28-3	329	32-83	.386	3-8	.375	7-10	.700	6-36	42	1.5	64	2.3	26-0	13	26	2	74	2.6
Mike Harris	4-0	16	3-6	.500	0-0	—	2-4	.500	2-3	5	1.3	1	0.3	2-0	0	1	1	8	2.0
Jared Jeffries	18-0	138	11-36	.306	1-6	.167	4-10	.400	20-15	35	1.9	11	0.6	21-0	7	4	3	27	1.5
Hasheem Thabeet (TOT)	47-0	373	17-40	.425	0-0	—	19-35	.543	24-51	75	1.6	4	0.1	76-0	9	17	16	53	1.1
Hasheem Thabeet (HOU)	2-0	4	0-1	.000	0-0	—	0-0	—	0-0	0	0.0	0	0.0	3-0	0	0	1	0	0.0
Marcus Cousin (TOT)	4-0	18	2-3	.667	0-0	—	0-0	—	0-3	3	0.8	0	0.0	1-0	0	1	1	4	1.0
DeMarre Carroll (TOT)	12-0	50	4-12	.333	0-0	—	2-2	1.000	2-6	8	0.7	4	0.3	5-0	1	0	1	10	0.8
DeMarre Carroll (HOU)	5-0	11	0-3	.000	0-0	—	0-0	—	0-0	0	0.0	2	0.4	0-0	0	0	0	0	0.0
ROCKETS	82	19880	3170-6975	.454	677-1843	.367	1668-2083	.801	962-2549	3511	42.8	1955	23.8	1641-11	581	1110	371	8685	105.9
OPPONENTS	82	19880	3266-6979	.468	448-1250	.358	1526-1954	.781	955-2552	3507	42.8	1707	20.8	1754-8	588	1125	449	8506	103.7

Date	Opponent	Score	Record	Date	Opponent	Score	Record
Oct. 26	at L.A. Lakers	L110-112	0-1	17	Milwaukee	W93-84	19-23
27	at Golden State	L128-132	0-2	19	New York	W104-89	20-23
30	Denver	L94-107	0-3	21	at Memphis	L110-115	20-24
Nov. 3	New Orleans	L99-107	0-4	22	Orlando	L104-118	20-25
6	at San Antonio	L121-124 (OT)	0-5	24	at Minnesota	W129-125	21-25
7	Minnesota	W120-94	1-5	26	L.A. Clippers	W96-83	22-25
10	at Washington	L91-98	1-6	27	at Dallas	L106-111	22-26
12	at Indiana	W102-99	2-6	29	at San Antonio	L95-108	22-27
14	at New York	W104-96	3-6	Feb. 1	at L.A. Lakers	L106-114 (OT)	22-28
16	Chicago	L92-95	3-7	2	at Utah	W97-96	23-28
17	at Oklahoma City	L99-116	3-8	5	Memphis	W95-93 (OT)	24-28
19	at Toronto	L96-106	3-9	7	at Denver	W108-103	25-28
22	Phoenix	L116-123	3-10	8	Minnesota	L108-112	25-29
24	Golden State	W111-101	4-10	12	Dallas	L102-106	25-30
26	at Charlotte	L89-99	4-11	14	Denver	W121-102	26-30
28	Oklahoma City	W99-98	5-11	16	Philadelphia	L105-114	26-31
29	at Dallas	L91-101	5-12	22	at Detroit	W108-100	27-31
Dec. 1	L.A. Lakers	W109-99	6-12	23	at Cleveland	W124-119	28-31
3	at Memphis	W127-111	7-12	26	New Jersey	W123-108	29-31
4	at Chicago	L116-119 (OT)	7-13	27	at New Orleans	W91-89	30-31
7	Detroit	W97-83	8-13	Mar. 1	at Portland	W103-87	31-31
10	at Milwaukee	L91-97	8-14	2	at L.A. Clippers	L103-106	31-32
11	Cleveland	W110-95	9-14	5	Indiana	W112-95	32-32
14	Sacramento	W118-105	10-14	7	at Sacramento	W123-101	33-32
15	at Oklahoma City	L105-117	10-15	8	at Phoenix	L110-113	33-33
17	Memphis	W103-87	11-15	12	San Antonio	L107-115	33-34
19	at Sacramento	W102-93	12-15	14	Phoenix	W95-93	34-34
20	at Golden State	W121-112	13-15	16	Charlotte	W94-78	35-34
22	at L.A. Clippers	W97-92	14-15	18	Boston	W93-77	36-34
27	Washington	W100-93	15-15	20	Utah	W110-108	37-34
29	Miami	L119-125	15-16	23	Golden State	W131-112	38-34
31	Toronto	W114-105	16-16	27	at Miami	L119-125	38-35
Jan. 2	at Portland	L85-100	16-17	29	at New Jersey	W112-87	39-35
3	at Denver	L106-113	16-18	30	at Philadelphia	L97-108	39-36
5	Portland	L100-103	16-19	Apr. 1	San Antonio	W119-114 (OT)	40-36
7	at Orlando	L95-110	16-20	3	Atlanta	W114-109	41-36
8	Utah	L99-103 (OT)	16-21	5	Sacramento	L101-104	41-37
10	at Boston	W108-102	17-21	6	at New Orleans	L93-101	41-38
12	Oklahoma City	L112-118	17-22	9	L.A. Clippers	W99-78	42-38
14	New Orleans	L105-110 (OT)	17-23	11	Dallas	L91-98 (OT)	42-39
15	at Atlanta	W112-106	18-23	13	at Minnesota	W121-102	43-39

# Rockets All-Time Roster

All players who participated in a minimum of one regular season game are listed. Including current team members, 300 players have played for the Rockets. Another nine players (Marqus Blakely, Marcus Cousin, Derek Fisher, Gerald Fitch, Dion Glover, Alexander Johnson, Tod Murphy, Diamon Simpson and Malcolm Thomas) were on the roster (DNP-CD, inactive list) or on the injured list and never played in a game. Information in parentheses is: round, year, team and number of selection in the NBA Draft. Capitalized names indicate active players.

## Zaid Abdul-Aziz (Don Smith) #6, #35, #27

Iowa State '68 (1st, 1968, Cincinnati, 5th)

Born Apr. 7, 1946 in Brooklyn, NY; 6-foot-9, 235 pounds. With Rockets: 1972-75; 1977-78; also played for Cincinnati 1968-69; Milwaukee 1968-70; Seattle 1970-72, 1975-76; Buffalo 1976-78

Seasons	G	MIN	FGM-A	PCT	3FTM-A	PCT	FTM-A	PCT	— Rebounds —			AST	PF-D	ST	BL	PTS	AVG	HI
									OFF	DEF	TOT							
HOU - 4	206	4943	740-1692	.437	-	-	486-625	.778	426	1020	1750	310	488-6	119	180	1966	9.5	27
Playoffs																		
HOU - 1	6	68	12-31	.387	-	-	2-5	.400	7	10	17	3	5-0	1	3	26	4.3	14

## Mark Acres #42

Oral Roberts '85 (2nd, 1985, Dallas, 40th)

Born Nov. 15, 1962 in Inglewood, CA; 6-foot-11, 225 pounds. With Rockets: 1992-93; also played for Boston 1987-89; Orlando 1989-92; Washington 1992-93

Seasons	G	MIN	FGM-A	PCT	3FTM-A	PCT	FTM-A	PCT	— Rebounds —			AST	PF-D	ST	BL	PTS	AVG	HI
									OFF	DEF	TOT							
HOU - 1	6	23	2-9	.222	1-2	.500	1-2	.500	2	4	6	0	2-0	0	0	6	1.0	3

## Charles "Bud" Acton #24

Hillsdale '66 (Signed Free Agent, ROCKETS; Sept. 1, 1967)

Born Jan. 11, 1942; 6-foot-6, 210 pounds. With Rockets: 1967-68

Seasons	G	MIN	FGM-A	PCT	3FTM-A	PCT	FTM-A	PCT	— Rebounds —			AST	PF-D	ST	BL	PTS	AVG	HI
									OFF	DEF	TOT							
SD - 1	23	195	29-74	.392	-	-	19-29	.655	-	-	47	11	35-0	-	-	77	3.3	12

## Don Adams #32, #10

Northwestern '70 (8th, 1970, ROCKETS, 120th)

Born Nov. 27, 1947 in Atlanta, GA; 6-foot-7, 210 pounds. With Rockets: 1970-72; also played for Atlanta 1971-73; Detroit 1972-75; Buffalo 1975-77; St. Louis (ABA) 1974-76

Seasons	G	MIN	FGM-A	PCT	3FTM-A	PCT	FTM-A	PCT	— Rebounds —			AST	PF-D	ST	BL	PTS	AVG	HI
									OFF	DEF	TOT							
SD - 2	85	2415	397-976	.407	-	-	156-214	.729	-	-	589	176	351-12	-	-	950	11.2	3

## Rick Adelman #12

Loyola Marymount '68 (7th, 1968, ROCKETS, 79th)

Born June 16, 1946 in Lynwood, CA; 6-foot-2, 179 pounds. With Rockets: 1968-70; also played for Portland 1970-73; Chicago 1973-75; New Orleans 1974-75; Kansas City 1974-75; head coach Portland 1988-94; head coach Golden State 1995-97; head coach Sacramento 1998-2006; head coach Rockets 2007-11; head coach Minnesota 2011-13

Seasons	G	MIN	FGM-A	PCT	3FTM-A	PCT	FTM-A	PCT	— Rebounds —			AST	PF-D	ST	BL	PTS	AVG	HI
									OFF	DEF	TOT							
SD - 2	112	2165	273-696	.392	-	-	199-295	.675	-	-	297	351	248-1	-	-	745	6.7	23
Playoffs																		
SD - 1	6	187	24-53	.453	-	-	22-37	.595	-	-	15	29	18-0	-	-	70	11.7	26

## JEFF ADRIEN #8

Connecticut '09 (Signed Free Agent, Golden State; Sept. 24, 2010)

Born February 10, 1986 in Naples, FL; 6-foot-7, 243 pounds. With Rockets: 2011-12; also played Golden State 2010-11

Seasons	G	MIN	FGM-A	PCT	3FTM-A	PCT	FTM-A	PCT	— Rebounds —			AST	PF-D	ST	BL	PTS	AVG	HI
									OFF	DEF	TOT							
HOU - 1	8	63	7-16	.438	-	-	7-12	.583	5	17	22	1	13-0	0	2	21	2.6	7

## Rafer Alston #12

Fresno State '98 (2nd, 1998, Milwaukee, 39th)

Born July 24, 1976 in Queens, NY; 6-foot-2, 175 pounds. With Rockets: 2005-09; also played for Milwaukee 1999-02; Toronto 2002-03, 2004-05; Miami 2003-04, 2009-10; Orlando 2008-09; New Jersey 2009-10

Seasons	G	MIN	FGM-A	PCT	3FTM-A	PCT	FTM-A	PCT	— Rebounds —			AST	PF-D	ST	BL	PTS	AVG	HI
									OFF	DEF	TOT							
HOU - 4	267	9588	1220-3204	.381	517-1478	.350	413-566	.730	118	823	941	1519	600-6	385	50	3370	12.6	31
Playoffs																		
HOU - 2	11	435	46-122	.377	27-75	.360	14-18	.778	8	46	54	53	30-0	17	3	133	12.1	20

## David Andersen #13

Australia '02 (2nd, 2002, Atlanta, 37th)

Born June 23, 1980 in Carlton, Australia; 6-foot-11, 245 pounds. With Rockets: 2009-10; also played for Toronto 2010-11; New Orleans 2010-11

Seasons	G	MIN	FGM-A	PCT	3FTM-A	PCT	FTM-A	PCT	— Rebounds —			AST	PF-D	ST	BL	PTS	AVG	HI
									OFF	DEF	TOT							
HOU - 1	63	891	147-340	.432	27-78	.346	46-67	.687	54	154	208	44	119-0	15	12	367	5.8	19

## Derek Anderson #8

Kentucky '97 (1st, 1997, Cleveland, 13th)

Born July 18, 1974 in Louisville, KY; 6-foot-5, 195 pounds. With Rockets: 2005-06; also played for Cleveland 1997-99; L.A. Clippers 1999-00; San Antonio 2000-01; Portland 2001-05; Miami 2005-06; Charlotte 2006-08

Seasons	G	MIN	FGM-A	PCT	3FTM-A	PCT	FTM-A	PCT	— Rebounds —			AST	PF-D	ST	BL	PTS	AVG	HI
									OFF	DEF	TOT							
HOU - 1	20	582	68-173	.393	19-67	.284	61-73	.836	12	71	83	53	49-0	15	4	216	10.8	23

# Rockets All-Time Roster

## Richard Anderson #40

UC-Santa Barbara '82 (2nd, 1982, L.A. Clippers, 32nd)

Born Nov. 19, 1960 in San Pedro, CA; 6-foot-10, 240 pounds. With Rockets: 1986-88; also played for San Diego 1982-83; Denver 1983-84; Portland 1987-89; Charlotte 1989-90

Seasons	G	MIN	FGM-A	PCT	3FTM-A	PCT	FTM-A	PCT	OFF	DEF	TOT	AST	PF-D	ST	BL	PTS	AVG	HI
HOU - 2	63	365	70-165	.424	10-31	.323	26-34	.765	33	63	96	37	41-0	8	3	176	2.8	10
Playoffs																		
HOU - 1	5	5	1-3	.333	1-2	.500	2-2	1.000	1	0	1	0	1-0	0	0	5	1.0	3

## Shandon Anderson #40

Georgia '96 (2nd, 1996, Utah, 54th)

Born Dec. 31, 1973 in Atlanta, GA; 6-foot-6, 210 pounds. With Rockets: 1999-2001; also played for Utah 1996-99; New York 2001-05; Miami 2004-06

Seasons	G	MIN	FGM-A	PCT	3FTM-A	PCT	FTM-A	PCT	OFF	DEF	TOT	AST	PF-D	ST	BL	PTS	AVG	HI
HOU - 2	164	5096	631-1368	.461	125-395	.316	332-441	.753	163	554	717	428	384-0	178	72	1719	10.5	35

## TREVOR ARIZA #1

UCLA '04 (2nd, 2004, New York, 43rd)

Born June 30, 1985 in Miami, FL; 6-foot-8, 210 pounds. With Rockets: 2009-10; also played for New York 2004-06; Orlando 2005-08; L.A. Lakers 2007-09; New Orleans 2010-12

Seasons	G	MIN	FGM-A	PCT	3FTM-A	PCT	FTM-A	PCT	OFF	DEF	TOT	AST	PF-D	ST	BL	PTS	AVG	HI
HOU - 1	72	2629	394-999	.394	136-407	.334	148-228	.649	78	325	403	276	162-0	126	40	1072	14.9	33

## HILTON ARMSTRONG #3

Connecticut '06 (1st, 2006, New Orleans/Okla. City, 12th)

Born Nov. 23, 1984 in Peekskill, NY; 6-foot-11, 235 pounds. With Rockets: 2009-10; also played for New Orleans/Oklahoma City 2006-07; New Orleans 2007-10; Sacramento 2009-10; Washington 2010-11; Atlanta 2010-11

Seasons	G	MIN	FGM-A	PCT	3FTM-A	PCT	FTM-A	PCT	OFF	DEF	TOT	AST	PF-D	ST	BL	PTS	AVG	HI
HOU - 1	9	40	5-17	.294	0-1	.000	0-2	.000	5	1	6	3	10-0	5	0	10	1.1	2

## RON ARTEST (Metta World Peace) #96

St. John's '99 (1st, 1999, Chicago, 16th)

Born Nov. 13, 1979 in Queensbridge, NY; 6-foot-7, 260 pounds. With Rockets: 2008-09; also played for Chicago 1999-2002; Indiana 2001-06; Sacramento 2005-08; L.A. Lakers 2009-12

Seasons	G	MIN	FGM-A	PCT	3FTM-A	PCT	FTM-A	PCT	OFF	DEF	TOT	AST	PF-D	ST	BL	PTS	AVG	HI
HOU - 1	69	2452	416-1037	.401	153-383	.399	196-262	.748	65	294	359	229	155-2	105	24	1181	17.1	32
Playoffs																		
HOU - 1	13	488	80-203	.394	23-83	.277	20-28	.714	12	44	56	54	27-0	14	3	203	15.6	27

## Gus Bailey #22

Texas-El Paso '74 (2nd, 1974, ROCKETS, 23rd)

Born Feb. 18, 1951 in Gibson, NC; deceased Nov. 28, 1988; 6-foot-5, 185 pounds. With Rockets: 1974-76; also played for New Orleans 1977-79; Washington 1979-80

Seasons	G	MIN	FGM-A	PCT	3FTM-A	PCT	FTM-A	PCT	OFF	DEF	TOT	AST	PF-D	ST	BL	PTS	AVG	HI
HOU - 2	77	708	79-203	.389	-	-	34-69	.493	43	89	132	100	85-1	31	24	192	2.5	14
Playoffs																		
HOU - 1	8	116	18-36	.500	-	-	9-10	.900	6	13	19	16	12-0	6	2	45	5.6	13

## James Bailey #2

Rutgers '79 (1st, 1979, Seattle, 6th)

Born May 21, 1957 in Dublin, GA; 6-foot-9, 220 pounds. With Rockets: 1982-84; also played for Seattle 1979-82; New Jersey 1981-83, 86-87; New York 1985-87; Phoenix 1987-88

Seasons	G	MIN	FGM-A	PCT	3FTM-A	PCT	FTM-A	PCT	OFF	DEF	TOT	AST	PF-D	ST	BL	PTS	AVG	HI
HOU - 2	142	2889	630-1273	.495	0-2	.000	362-512	.707	272	490	762	144	453-15	75	99	1622	11.4	34

## Vin Baker #42

Hartford '93 (1st, 1993, Milwaukee, 8th)

Born Nov. 23, 1971 in Lake Wales, FL; 6-foot-11, 240 pounds. With Rockets: 2004-05; also played for Milwaukee 1993-97; Seattle 1997-2002; Boston 2002-04; New York 2003-05; L.A. Clippers 2005-06

Seasons	G	MIN	FGM-A	PCT	3FTM-A	PCT	FTM-A	PCT	OFF	DEF	TOT	AST	PF-D	ST	BL	PTS	AVG	HI
HOU - 1	3	13	0-4	.000	0-0	.000	2-2	1.000	0	2	2	1	7-0	0	0	2	0.7	2

## Tom Barker #15

Hawaii '76 (4th, 1976, Atlanta, 53rd)

Born March 11, 1955 in Harlingen, TX; 6-foot-11, 230 pounds. With Rockets: 1978-79; also played for Atlanta 1976-77; Boston 1978-79; New York 1978-79

Seasons	G	MIN	FGM-A	PCT	3FTM-A	PCT	FTM-A	PCT	OFF	DEF	TOT	AST	PF-D	ST	BL	PTS	AVG	HI
HOU - 1	5	16	3-6	.500	-	-	2-2	1.000	2	4	6	0	5-0	0	0	8	1.6	4



# Rockets All-Time Roster

## Charles Barkley #4

Auburn '84 (1st, 1984, Philadelphia, 5th)

Born Feb. 20, 1963 in Leeds, AL; 6-foot-6, 252 pounds. With Rockets: 1996-2000; also played for Philadelphia 1984-92; Phoenix 1992-96; inducted into the Basketball Hall of Fame (2006); studio analyst for TNT

Seasons	G	MIN	FGM-A	PCT	3FTM-A	PCT	FTM-A	PCT	Rebounds			AST	PF-D	ST	BL	PTS	AVG	HI
									OFF	DEF	TOT							
HOU - 4	183	6398	1042-2160	.482	86-340	.253	847-1189	.712	691	1544	2235	720	477-4	197	70	3017	16.5	43
Playoffs																		
HOU - 3	24	849	134-289	.464	13-47	.277	135-185	.730	82	186	268	73	76-2	30	9	416	17.3	30

## Harry Barnes #30

Northeastern '68 (4th, 1968, ROCKETS, 37th)

Born July 25, 1945; 6-foot-3, 205 pounds. With Rockets: 1968-69

Seasons	G	MIN	FGM-A	PCT	3FTM-A	PCT	FTM-A	PCT	Rebounds			AST	PF-D	ST	BL	PTS	AVG	HI
									OFF	DEF	TOT							
SD - 1	22	126	18-64	.281	-	-	7-13	.538	-	-	26	5	-	-	-	43	2.0	8

## Jim Barnett #33

Oregon '66 (1st, 1966, Boston, 8th)

Born July 7, 1944 in Greenville, SC; 6-foot-4, 175 pounds. With Rockets: 1967-70; also played for Boston 1966-67; Portland 1970-71; Golden State 1971-74; New Orleans 1974-75; New York 1974-76; Philadelphia 1976-77; analyst for Golden State telecasts

Seasons	G	MIN	FGM-A	PCT	3FTM-A	PCT	FTM-A	PCT	Rebounds			AST	PF-D	ST	BL	PTS	AVG	HI
									OFF	DEF	TOT							
SD - 3	207	5519	1094-2547	.430	-	-	606-794	.763	-	-	822	760	563-5	-	-	2794	13.5	42
Playoffs																		
SD - 1	6	51	9-23	.391	-	-	7-8	.875	-	-	3	7	5-0	-	-	25	4.2	10

## John Barnhill #30

Tennessee State '59 (11th, 1959, St. Louis, 79th)

Born March 30, 1938; 6-foot-1, 180 pounds. With Rockets: 1967-68; also played for St. Louis 1962-66; Detroit 1965-66; Baltimore 1966-67, 1968-69

Seasons	G	MIN	FGM-A	PCT	3FTM-A	PCT	FTM-A	PCT	Rebounds			AST	PF-D	ST	BL	PTS	AVG	HI
									OFF	DEF	TOT							
SD - 1	75	1883	295-700	.421	-	-	154-234	.658	-	-	173	259	143-1	-	-	744	9.9	26

## Andre Barrett #12

Seton Hall '04 (Signed Free Agent, ROCKETS; Oct. 28, 2004)

Born Feb. 21, 1982 in Bronx, NY; 5-foot-10, 173 pounds. With Rockets: 2004-05; also played for Orlando 2004-05; Phoenix 2005-06; Toronto 2005-06; Chicago 2006-07; L.A. Clippers 2007-08

Seasons	G	MIN	FGM-A	PCT	3FTM-A	PCT	FTM-A	PCT	Rebounds			AST	PF-D	ST	BL	PTS	AVG	HI
									OFF	DEF	TOT							
HOU - 1	27	314	20-69	.290	9-37	.243	7-10	.700	5	14	19	42	35-0	14	0	56	2.1	14

## Brent Barry #17

Oregon State '95 (1st, 1995, Denver, 15th)

Born Dec. 31, 1971 in Hempstead, NY; 6-foot-7, 210 pounds. With Rockets: 2008-09; also played for L.A. Clippers 1995-98; Miami 1997-98; Chicago 1998-99; Seattle 1999-2004; San Antonio 2004-08; analyst for NBA TV; son of Basketball Hall of Famer Rick Barry

Seasons	G	MIN	FGM-A	PCT	3FTM-A	PCT	FTM-A	PCT	Rebounds			AST	PF-D	ST	BL	PTS	AVG	HI
									OFF	DEF	TOT							
HOU - 1	56	857	70-172	.407	49-131	.374	19-20	.950	17	77	94	78	45-0	24	3	208	3.7	11
Playoffs																		
HOU - 1	4	35	5-10	.500	3-8	.375	0-0	.000	0	4	4	3	3-0	2	0	13	3.3	8

## Jon Barry #20

Georgia Tech '92 (1st, 1992, Boston, 21st)

Born July 25, 1969 in Oakland, CA; 6-foot-5, 208 pounds. With Rockets: 2004-06; also played for Milwaukee 1992-95; Golden State 1995-96; Atlanta 1996-97, 2004-05; L.A. Lakers 1997-98; Sacramento 1998-2001; Detroit 2001-03; Denver 2003-04; analyst for ABC/ESPN; son of Basketball Hall of Famer Rick Barry

Seasons	G	MIN	FGM-A	PCT	3FTM-A	PCT	FTM-A	PCT	Rebounds			AST	PF-D	ST	BL	PTS	AVG	HI
									OFF	DEF	TOT							
HOU - 2	73	1572	155-356	.435	72-165	.436	76-87	.874	23	146	169	165	92-0	59	8	458	6.3	24
Playoffs																		
HOU - 1	7	183	21-48	.438	11-23	.478	7-8	.875	1	28	29	9	13-0	5	0	60	8.6	16

## Rick Barry #2, #4

Miami '65 (2nd, 1965, Golden State, 9th)

Born March 28, 1944 in Elizabeth, NJ; 6-foot-7, 220 pounds. With Rockets: 1978-80; also played for Golden State 1965-67, 1972-78; Oakland (ABA) 1968-69; Washington (ABA) 1969-70; New York (ABA) 1970-72; inducted into Basketball Hall of Fame (1987); head coach Fort Wayne Fury (CBA) 1992-93; father of Brent and Jon Barry

Seasons	G	MIN	FGM-A	PCT	3FTM-A	PCT	FTM-A	PCT	Rebounds			AST	PF-D	ST	BL	PTS	AVG	HI
									OFF	DEF	TOT							
HOU - 2	152	4382	786-1771	.444	73-221	.330	303-322	.941	93	420	513	770	377-0	175	66	1948	12.8	38
Playoffs																		
HOU - 2	8	144	20-58	.345	3-12	.250	14-14	1.000	2	12	14	24	19-0	1	1	57	7.1	15

## SHANE BATTIER #31

Duke '01 (1st, 2001, Memphis, 6th)

Born Sept. 9, 1978 in Birmingham, MI; 6-foot-8, 220 pounds. With Rockets: 2006-11; also played for Memphis 2001-06, 2010-11; Miami 2011-12

Seasons	G	MIN	FGM-A	PCT	3FTM-A	PCT	FTM-A	PCT	Rebounds			AST	PF-D	ST	BL	PTS	AVG	HI
									OFF	DEF	TOT							
HOU - 5	348	11912	1066-2482	.429	576-1483	.388	344-463	.743	382	1241	1623	784	766-4	310	351	3052	8.8	28
Playoffs																		
HOU - 3	26	1014	76-177	.429	48-122	.393	37-42	.881	31	74	105	49	72-0	32	21	237	9.1	23

# Rockets All-Time Roster

## Lonny Baxter #35

Maryland '02 (2nd, 2002, Chicago, 44th)

Born Jan. 27, 1979 in Silver Spring, MD; 6-foot-8, 261 pounds. With Rockets: 2005-06; also played for Chicago 2002-04; Toronto 2003-04; Washington 2003-04; New Orleans 2004-05; Charlotte 2005-06

Seasons	G	MIN	FGM-A	PCT	3FTM-A	PCT	FTM-A	PCT	OFF	DEF	TOT	AST	PF-D	ST	BL	PTS	AVG	HI
HOU - 1	23	281	33-72	.458	0-0	.000	16-19	.842	38	46	84	2	48-1	9	7	82	3.6	18

## Ron Behagen #34

Minnesota '73 (1st, 1973, Kansas City-Omaha, 7th)

Born Jan. 19, 1951 in New York, NY; 6-foot-9, 235 pounds. With Rockets: 1977-78; also played for Kansas City 1973-75, 1978-79; New Orleans 1975-77; Atlanta 1977-78; Indiana 1977-78; Detroit 1978-79; New York 1978-79; Washington 1979-80

Seasons	G	MIN	FGM-A	PCT	3FTM-A	PCT	FTM-A	PCT	OFF	DEF	TOT	AST	PF-D	ST	BL	PTS	AVG	HI
HOU - 1	3	33	7-11	.636	-	-	0-1	.000	2	5	7	2	6-0	0	0	14	4.7	8

## Elmer Bennett #6

Notre Dame '92 (2nd, 1992, Atlanta, 38th)

Born Feb. 13, 1970 in Evanston, IL; 6-foot, 171 pounds. With Rockets: 1996-97; also played for Cleveland 1994-95; Philadelphia 1995-96; Denver 1996-97

Seasons	G	MIN	FGM-A	PCT	3FTM-A	PCT	FTM-A	PCT	OFF	DEF	TOT	AST	PF-D	ST	BL	PTS	AVG	HI
HOU - 1	4	16	2-6	.333	1-3	.333	5-6	.833	0	1	1	4	1-0	2	0	10	2.5	4

## Walter Berry #6

St. John's '86 (1st, 1986, Portland, 14th)

Born May 14, 1964 in Harlem, NY; 6-foot-8, 215 pounds. With Rockets: 1988-89; also played for Portland 1986; San Antonio 1986-88; New Jersey 1988-89

Seasons	G	MIN	FGM-A	PCT	3FTM-A	PCT	FTM-A	PCT	OFF	DEF	TOT	AST	PF-D	ST	BL	PTS	AVG	HI
HOU - 1	40	799	146-270	.541	1-2	.500	57-80	.713	54	98	152	57	114-1	19	35	350	8.8	18
Playoffs	4	57	13-26	.500	0-0	.000	7-8	.875	3	6	9	5	8-0	2	1	33	8.3	11

## John Block #34

Southern California '66 (3rd, 1966, L.A. Lakers, 27th)

Born April 16, 1944 in Los Angeles, CA; 6-foot-10, 220 pounds. With Rockets: 1967-71; also played for L.A. Lakers 1966-67; Milwaukee 1971-72; Philadelphia 1972-73; Kansas City 1972-74; New Orleans 1974-75; Chicago 1974-76

Seasons	G	MIN	FGM-A	PCT	3FTM-A	PCT	FTM-A	PCT	OFF	DEF	TOT	AST	PF-D	ST	BL	PTS	AVG	HI
SD - 4	285	7910	1512-3535	.428	-	-	1114-1431	.778	-	-	2325	447	906-7	-	-	4138	14.5	36
Playoffs	5	97	24-45	.533	-	-	14-18	.778	-	-	14	3	18-0	-	-	62	12.4	20

## KEITH BOGANS #10

Kentucky '03 (2nd, 2003, Milwaukee, 43rd)

Born May 12, 1980 in Washington, DC; 6-foot-5, 215 pounds. With Rockets: 2005-06; also played for Orlando 2003-04, 2006-09; Charlotte 2004-06; Milwaukee 2008-09; San Antonio 2009-10; Chicago 2010-11; New Jersey 2011-12

Seasons	G	MIN	FGM-A	PCT	3FTM-A	PCT	FTM-A	PCT	OFF	DEF	TOT	AST	PF-D	ST	BL	PTS	AVG	HI
HOU - 1	33	1064	101-256	.395	32-102	.314	47-81	.580	26	123	149	83	89-1	32	6	281	8.5	20

## Phil Bond #30

Louisville '77 (3rd, 1977, ROCKETS, 62nd)

Born July 27, 1954 in Louisville, KY; 6-foot-2, 175 pounds. With Rockets: 1977-78

Seasons	G	MIN	FGM-A	PCT	3FTM-A	PCT	FTM-A	PCT	OFF	DEF	TOT	AST	PF-D	ST	BL	PTS	AVG	HI
HOU - 1	7	21	2-6	.333	-	-	0-0	.000	1	3	4	2	1-0	1	0	4	0.6	2

## Melvin Booker #9

Missouri '94 (Signed Free Agent, ROCKETS; March 5, 1996)

Born Aug. 20, 1972 in Pascagoula, MS; 6-foot-1; 188 pounds. With Rockets: 1995-96; also played for Denver 1996-97; Golden State 1996-97

Seasons	G	MIN	FGM-A	PCT	3FTM-A	PCT	FTM-A	PCT	OFF	DEF	TOT	AST	PF-D	ST	BL	PTS	AVG	HI
HOU - 1	11	131	16-50	.320	3-19	.158	9-11	.818	1	8	9	21	18-0	5	1	44	4.0	9

## Ryan Bowen #40

Iowa '98 (2nd, 1998, Denver, 55th)

Born Nov. 20, 1975 in Fort Madison, IA; 6-foot-9, 218 pounds. With Rockets: 2004-06; also played for Denver 1999-04; New Orleans 2007-09; Oklahoma City 2009-10; NBA scout with Denver 2011-12

Seasons	G	MIN	FGM-A	PCT	3FTM-A	PCT	FTM-A	PCT	OFF	DEF	TOT	AST	PF-D	ST	BL	PTS	AVG	HI
HOU - 2	134	1256	84-235	.357	6-28	.214	25-35	.714	52	112	164	42	146-0	44	11	199	1.5	14
Playoffs	7	125	8-25	.320	0-0	.000	2-3	.667	7	7	14	6	23-2	6	0	18	2.6	7

# Rockets All-Time Roster

## Anthony Bowie #25

Oklahoma '86 (3rd, 1986, ROCKETS, 66th)

Born Nov. 9, 1963 in Tulsa, OK; 6-foot-6, 190 pounds. With Rockets: 1989-90; also played for San Antonio 1988-89; Orlando 1991-96; New York 1997-98

Seasons	G	MIN	FGM-A	PCT	3FTM-A	PCT	FTM-A	PCT	— OFF	— DEF	— TOT	AST	PF-D	ST	BL	PTS	AVG	HI
HOU - 1	66	918	119-293	.406	6-21	.286	40-54	.741	36	82	118	96	80-0	42	5	284	4.3	18
Playoffs																		
HOU - 1	2	4	0-1	.000	0-0	.000	0-0	.000	0	0	0	0	1-0	0	0	0	0.0	0

## EARL BOYKINS #6 Eastern Michigan '98 (Signed Free Agent, New Jersey; Jan. 21, 1999)

Born June 2, 1976 in Cleveland, OH; 5-foot-5, 133 pounds. With Rockets: 2011-12; also played for New Jersey 1998-99; Cleveland 1998-99, 1999-2000; Orlando 1999-2000; L.A. Clippers 2000-02; Golden State 2002-03; Denver 2003-07; Milwaukee 2006-07, 2010-11; Charlotte 2007-08; Washington 2009-10

Seasons	G	MIN	FGM-A	PCT	3FTM-A	PCT	FTM-A	PCT	— OFF	— DEF	— TOT	AST	PF-D	ST	BL	PTS	AVG	HI
HOU - 1	8	111	12-36	.333	2-9	.222	13-15	.867	0	11	11	17	5-0	1	0	39	4.9	10

## Alonzo Bradley #30, #22

Texas Southern '77 (2nd, 1977, Indiana, 29th)

Born Oct. 16, 1953 in Utica, MS; 6-foot-6, 190 pounds. With Rockets: 1977-80

Seasons	G	MIN	FGM-A	PCT	3FTM-A	PCT	FTM-A	PCT	— OFF	— DEF	— TOT	AST	PF-D	ST	BL	PTS	AVG	HI
HOU - 3	99	1139	184-440	.418	1-1	1.000	71-101	.703	39	112	151	74	125-1	24	7	440	4.4	20
Playoffs																		
HOU - 2	5	16	6-9	.667	1-1	1.000	3-5	.600	1	2	3	1	2-0	1	0	16	3.2	7

## Torrave Braggs #32

Xavier '98 (2nd, 1998, Utah, 57th)

Born May 15, 1976 in Fresno, CA; 6-foot-8, 245 pounds; With Rockets: 2003-05; also played for Washington 2003-04

Seasons	G	MIN	FGM-A	PCT	3FTM-A	PCT	FTM-A	PCT	— OFF	— DEF	— TOT	AST	PF-D	ST	BL	PTS	AVG	HI
HOU - 2	18	156	16-35	.457	0-0	.000	8-12	.667	22	24	46	6	25-0	4	2	40	2.2	6

## Tim Breaux #15

Wyoming '92 (Signed Free Agent, ROCKETS; Aug. 26, 1994)

Born Sept. 19, 1970 in Baton Rouge, LA; 6-foot-7, 215 pounds; With Rockets: 1994-96; also played for Milwaukee 1997-98

Seasons	G	MIN	FGM-A	PCT	3FTM-A	PCT	FTM-A	PCT	— OFF	— DEF	— TOT	AST	PF-D	ST	BL	PTS	AVG	HI
HOU - 9	96	910	104-282	.369	21-71	.296	60-94	.638	38	56	94	39	67-0	22	12	289	3.0	17

## Tyrone Britt #31 Johnson C. Smith [NC] '67 (Signed Free Agent, ROCKETS; Sept. 1, 1967)

Born April 18, 1944; 6-foot-5, 200 pounds. With Rockets: 1967-68

Seasons	G	MIN	FGM-A	PCT	3FTM-A	PCT	FTM-A	PCT	— OFF	— DEF	— TOT	AST	PF-D	ST	BL	PTS	AVG	HI
SD - 1	11	84	13-34	.382	-	-	2-3	.667	-	-	15	12	10-0	-	-	28	2.5	8

## AARON BROOKS #0

Oregon '07 (1st, 2007, ROCKETS, 26th)

Born Jan. 14, 1985 in Seattle, WA; 6-foot, 161 pounds. With Rockets: 2007-11; also played for Phoenix 2010-11

Seasons	G	MIN	FGM-A	PCT	3FTM-A	PCT	FTM-A	PCT	— OFF	— DEF	— TOT	AST	PF-D	ST	BL	PTS	AVG	HI
HOU - 4	247	6336	1118-2726	.410	406-1112	.365	514-602	.854	111	368	479	888	489-5	149	29	3156	12.8	43
Playoffs																		
HOU - 2	19	494	85-195	.436	27-74	.365	46-57	.807	4	36	40	47	40-0	5	3	243	12.8	34

## Scott Brooks #1

UC-Irvine '87 (Signed Free Agent, Philadelphia; Sept. 23, 1988)

Born July 31, 1965 in French Camp, CA; 5-foot-11, 165 pounds. With Rockets: 1992-95; also played for Philadelphia 1988-90; Minnesota 1990-92; Dallas 1995-96; New York 1996-97; Cleveland 1997-98; assistant coach Denver 2003-06; assistant coach Sacramento 2006-07; assistant coach Seattle/Oklahoma City 2007-09; head coach Oklahoma City 2008-13

Seasons	G	MIN	FGM-A	PCT	3FTM-A	PCT	FTM-A	PCT	— OFF	— DEF	— TOT	AST	PF-D	ST	BL	PTS	AVG	HI
HOU - 3	183	2927	360-739	.487	72-177	.407	204-241	.846	33	181	214	414	248-0	138	6	996	5.4	23
Playoffs																		
HOU - 2	17	220	21-48	.438	6-14	.429	10-14	.714	2	10	12	34	24-0	9	0	58	3.4	10

## Chucky Brown #52

North Carolina State '89 (2nd, 1989, Cleveland, 43rd)

Born Feb. 29, 1968 in New York, NY; 6-foot-8, 215 pounds. With Rockets: 1994-96; also played for Cleveland 1989-91, 2000-01; L.A. Lakers 1991-92; New Jersey 1992-93; Dallas 1994; Phoenix 1996-97; Milwaukee 1996-97; Atlanta 1997-98; Charlotte 1998-2000; San Antonio 1999-2000; Golden State 2000-01; Sacramento 2001-02; assistant coach Roanoke (D-League) 2004-06; assistant coach Los Angeles (D-League) 2006-09; head coach Los Angeles (D-League) 2009-10

Seasons	G	MIN	FGM-A	PCT	3FTM-A	PCT	FTM-A	PCT	— OFF	— DEF	— TOT	AST	PF-D	ST	BL	PTS	AVG	HI
HOU - 2	123	2833	405-729	.556	2-11	.182	142-212	.670	198	432	630	119	268-0	58	52	954	7.8	19
Playoffs																		
HOU - 2	29	494	59-121	.488	1-2	.500	40-55	.727	26	63	89	12	63-2	12	2	159	5.5	16

# Rockets All-Time Roster

## Tierre Brown #10

McNeese State '01 (Signed Free Agent, ROCKETS; Sept. 26, 2001)

Born June 3, 1979 in Iowa, LA; 6-foot-2, 189 pounds. With Rockets: 2001-02; also played for Cleveland 2002-03; New Orleans 2003-04; L.A. Lakers 2004-05

Seasons	G	MIN	FGM-A	PCT	3FTM-A	PCT	FTM-A	PCT	OFF	DEF	TOT	AST	PF-D	ST	BL	PTS	AVG	HI
HOU - 1	40	403	49-115	.426	4-12	.333	21-28	.750	12	30	42	70	26-0	19	3	123	3.1	16

## Tony Brown #35

Arkansas '82 (4th, 1982, New Jersey, 82nd)

Born July 29, 1960 in Chicago, IL; 6-foot-6, 195 pounds. With Rockets: 1988-89; also played for Indiana 1984-85; Chicago 1985-86; New Jersey 1986-87; Milwaukee 1989-90; L.A. Lakers 1990-91; Utah 1990-91; L.A. Clippers 1991-92, 2009-10; Seattle 1991-92; assistant coach Portland 1997-2001; assistant coach Detroit 2001-03; assistant coach Toronto 2003-04; assistant coach Boston 2004-07; assistant coach Milwaukee 2007-08; assistant coach Dallas 2011-13

Seasons	G	MIN	FGM-A	PCT	3FTM-A	PCT	FTM-A	PCT	OFF	DEF	TOT	AST	PF-D	ST	BL	PTS	AVG	HI
HOU - 1	14	91	14-45	.311	2-9	.222	6-8	.750	7	8	15	5	14-0	3	0	36	2.6	14

## Rick Brunson #9

Temple '95 (Signed Free Agent, Portland; Dec. 2, 1997)

Born June 14, 1972 in Syracuse, NY; 6-foot-4, 190 pounds. With Rockets: 2005-06; also played for Portland 1997-98, 2001-02; New York 1998-00, 2000-01; Boston 2000-01; Chicago 2002-03, 2003-04; Toronto 2003-04; L.A. Clippers 2004-05; Seattle 2005-06; player development coach Denver 2006-07; assistant coach Chicago 2010-12; assistant coach Charlotte 2012-13

Seasons	G	MIN	FGM-A	PCT	3FTM-A	PCT	FTM-A	PCT	OFF	DEF	TOT	AST	PF-D	ST	BL	PTS	AVG	HI
HOU - 1	23	215	16-46	.348	5-12	.417	7-12	.583	1	19	20	33	21-0	8	1	44	1.9	10

## Joe Bryant #22

LaSalle '75 (1st, 1975, Golden State, 14th)

Born Oct. 19, 1954 in Philadelphia, PA; 6-foot-9, 225 pounds. With Rockets: 1982-83; also played for Philadelphia 1975-79; San Diego 1979-82; head coach L.A. Sparks (WNBA) 2005-06, 2011; father of Kobe Bryant (L.A. Lakers)

Seasons	G	MIN	FGM-A	PCT	3FTM-A	PCT	FTM-A	PCT	OFF	DEF	TOT	AST	PF-D	ST	BL	PTS	AVG	HI
HOU - 1	81	2055	344-768	.448	8-36	.222	116-165	.703	88	189	277	186	258-4	82	30	812	10.0	28

## Mark Bryant #2

Seton Hall '88 (1st, 1988, Portland, 21st)

Born April 25, 1965 in Glen Ridge, NJ; 6-foot-9, 245 pounds. With Rockets: 1995-96; also played for Portland 1988-95; Phoenix 1996-98; Chicago 1998-99; Cleveland 1999-2001; Dallas 2000-01; San Antonio 2001-02; Boston 2002-03; Denver 2002-03; assistant coach Orlando 2005-07; assistant coach Seattle/Oklahoma City 2007-13

Seasons	G	MIN	FGM-A	PCT	3FTM-A	PCT	FTM-A	PCT	OFF	DEF	TOT	AST	PF-D	ST	BL	PTS	AVG	HI
HOU - 1	71	1587	242-446	.543	0-2	.000	127-177	.718	131	220	351	52	234-4	31	19	611	8.6	30
Playoffs	8	145	21-35	.600	0-0	.000	12-15	.800	7	20	27	4	21-0	1	2	54	6.8	21

## CHASE BUDINGER #10

Arizona '09 (2nd, 2009, Detroit, 44th)

Born May 22, 1988 in San Diego, CA; 6-foot-7, 218 pounds. With Rockets: 2009-12

Seasons	G	MIN	FGM-A	PCT	3FTM-A	PCT	FTM-A	PCT	OFF	DEF	TOT	AST	PF-D	ST	BL	PTS	AVG	HI
HOU - 3	210	4524	736-1692	.435	269-742	.363	239-295	.810	128	590	718	289	264-0	104	36	1980	9.4	35

## Matt Bullard #50

Iowa '90 (Signed Free Agent, ROCKETS; Aug. 22, 1990)

Born June 5, 1967 in West Des Moines, IA; 6-foot-10, 235 pounds. With Rockets: 1990-94, 1996-2001; also played for Atlanta 1995-96; Charlotte 2001-02; analyst for Rockets telecasts 2005-13

Seasons	G	MIN	FGM-A	PCT	3FTM-A	PCT	FTM-A	PCT	OFF	DEF	TOT	AST	PF-D	ST	BL	PTS	AVG	HI
HOU - 9	538	8074	1110-2630	.422	557-1432	.389	214-282	.759	250	866	1116	501	696-1	167	106	2991	5.6	28
Playoffs	31	309	34-83	.410	23-51	.451	16-18	.889	10	33	43	19	23-0	6	7	107	3.5	12

## Adrian Caldwell #44

Lamar '89 (Signed Free Agent, ROCKETS; Aug. 2, 1989)

Born July 4, 1966 in Corpus Christi, TX; 6-foot-9, 255 pounds. With Rockets: 1989-91; 1994-95; also played for Indiana 1995-96; New Jersey 1996-97; Philadelphia 1996-97; Dallas 1997-98

Seasons	G	MIN	FGM-A	PCT	3FTM-A	PCT	FTM-A	PCT	OFF	DEF	TOT	AST	PF-D	ST	BL	PTS	AVG	HI
HOU - 3	100	704	78-163	.479	0-1	.000	23-51	.451	80	139	219	15	110-0	31	28	179	1.8	11
Playoffs	1	1	0-0	.000	0-0	.000	0-0	.000	0	0	0	0	0-0	0	0	0	0.0	0

## MARCUS CAMBY #29

Massachusetts '96 (1st, 1996, Toronto, 2nd)

Born March 22, 1974 in Hartford, CT; 6-foot-11, 235 pounds. With Rockets: 2011-12; also played for Toronto 1996-98; New York 1998-2002; Denver 2002-08; L.A. Clippers 2008-10; Portland 2009-12

Seasons	G	MIN	FGM-A	PCT	3FTM-A	PCT	FTM-A	PCT	OFF	DEF	TOT	AST	PF-D	ST	BL	PTS	AVG	HI
HOU - 1	19	458	61-126	.484	2-5	.400	11-26	.423	52	124	176	32	38-0	17	29	135	7.1	14

# Rockets All-Time Roster

## Antoine Carr #55

Wichita State '83 (1st, 1983, Detroit, 8th)

Born July 23, 1961 in Oklahoma City, OK; 6-foot-9, 270 pounds. With Rockets: 1998-99; also played for Atlanta 1984-90; Sacramento 1990-91; San Antonio 1991-94; Utah 1994-98; Vancouver 1999-2000

Seasons	G	MIN	FGM-A	PCT	3FTM-A	PCT	FTM-A	PCT	Rebounds		AST	PF-D	ST	BL	PTS	AVG	HI
									OFF	DEF							
HOU - 1	18	152	21-52	.404	0-1	.000	5-7	.714	3	22	31	9	31-0	1	10	47	2.6
Playoffs																	
HOU - 1	4	37	4-11	.364	0-0	.000	0-0	.000	3	4	7	4	19-1	0	1	8	2.0

## DeMARRE CARROLL #0

Missouri '09 (1st, 2009, Memphis, 27th)

Born July 27, 1986 in Birmingham, AL; 6-foot-8, 212 pounds. With Rockets: 2010-11; also played for Memphis 2009-11; Denver 2011-12; Utah 2011-12

Seasons	G	MIN	FGM-A	PCT	3FTM-A	PCT	FTM-A	PCT	Rebounds		AST	PF-D	ST	BL	PTS	AVG	HI
									OFF	DEF							
HOU - 1	5	11	0-3	.000	0-0	.000	0-0	.000	0	0	2	0-0	0	0	0	0.0	0

## Joe Barry Carroll #2

Purdue '80 (1st, 1980, Golden State, 1st)

Born July 24, 1958 in Pine Bluff, AR; 7-foot-1, 255 pounds. With Rockets: 1987-88; also played for Golden State 1980-84, 1985-87; New Jersey 1988-90; Denver 1990; Phoenix 1990-91

Seasons	G	MIN	FGM-A	PCT	3FTM-A	PCT	FTM-A	PCT	Rebounds		AST	PF-D	ST	BL	PTS	AVG	HI
									OFF	DEF							
HOU - 1	63	1596	323-715	.452	0-1	.000	113-151	.748	110	286	396	94	149-0	37	81	759	12.0
Playoffs																	
HOU - 1	4	116	18-47	.383	0-0	.000	8-10	.800	8	11	19	2	12-0	3	1	44	11.0

## Sam Cassell #10

Florida State '93 (1st, 1993, ROCKETS, 24th)

Born Nov. 18, 1969 in Baltimore, MD; 6-foot-3, 185 pounds. With Rockets: 1993-96; also played for Phoenix 1996-97; Dallas 1996-97; New Jersey 1996-99; Milwaukee 1998-2003; Minnesota 2003-05; L.A. Clippers 2005-08; Boston 2007-08; assistant coach Washington 2009-13

Seasons	G	MIN	FGM-A	PCT	3FTM-A	PCT	FTM-A	PCT	Rebounds		AST	PF-D	ST	BL	PTS	AVG	HI
									OFF	DEF							
HOU - 3	209	4686	704-1639	.430	162-489	.331	539-646	.834	114	419	533	875	511-6	206	25	2109	10.1
Playoffs																	
HOU - 3	52	1169	163-410	.398	49-134	.366	158-188	.840	28	90	118	216	148-2	48	8	533	10.3

## Kelvin Cato #13

Iowa State '97 (1st, 1997, Dallas, 15th)

Born Aug. 26, 1974 in Atlanta, GA; 6-foot-11, 275 pounds. With Rockets: 1999-2004; also played for Portland 1997-99; Orlando 2004-06; Detroit 2005-06; New York 2006-07

Seasons	G	MIN	FGM-A	PCT	3FTM-A	PCT	FTM-A	PCT	Rebounds		AST	PF-D	ST	BL	PTS	AVG	HI
									OFF	DEF							
HOU - 5	317	7112	764-1455	.525	0-9	.000	447-725	.617	610	1345	1955	158	851-7	176	431	1975	6.2
Playoffs																	
HOU - 1	5	148	13-22	.591	0-0	.000	3-7	.429	14	20	34	2	18-1	5	4	29	5.8

## Derrick Chievous #3

Missouri '88 (1st, 1988, ROCKETS, 16th)

Born July 3, 1967 in Jamaica, NY; 6-foot-7, 220 pounds. With Rockets: 1988-90; also played for Cleveland 1990-91

Seasons	G	MIN	FGM-A	PCT	3FTM-A	PCT	FTM-A	PCT	Rebounds		AST	PF-D	ST	BL	PTS	AVG	HI
									OFF	DEF							
HOU - 2	122	2031	367-812	.452	8-32	.250	252-331	.761	142	189	331	104	220-1	71	15	994	8.2
Playoffs																	
HOU - 1	4	40	5-17	.294	0-0	.000	8-10	.800	5	1	6	2	7-0	1	1	18	4.5

## Pete Chilcutt #32

North Carolina '91 (1st, 1991, Sacramento, 27th)

Born Sept. 14, 1968 in Sumter, SC; 6-foot-10, 232 pounds. With Rockets: 1994-96; also played for Sacramento 1991-94; Detroit 1993-94; Vancouver 1996-99; Cleveland 1999-2000; L.A. Clippers 1999-2000; Utah 1999-2000

Seasons	G	MIN	FGM-A	PCT	3FTM-A	PCT	FTM-A	PCT	Rebounds		AST	PF-D	ST	BL	PTS	AVG	HI
									OFF	DEF							
HOU - 2	142	1998	219-507	.432	72-184	.391	48-68	.706	157	316	473	92	182-0	44	57	558	3.9
Playoffs																	
HOU - 2	21	333	32-68	.471	14-37	.378	14-19	.737	17	44	61	18	39-0	7	4	92	4.4

## E.C. Coleman #44, #12

Houston Baptist '73 (3rd, 1973, ROCKETS, 51st)

Born Sept. 25, 1950 in Flora, MS; 6-foot-8, 225 pounds. With Rockets: 1973-74, 1978-79; also played for New Orleans 1974-77; Golden State 1977-78

Seasons	G	MIN	FGM-A	PCT	3FTM-A	PCT	FTM-A	PCT	Rebounds		AST	PF-D	ST	BL	PTS	AVG	HI
									OFF	DEF							
HOU - 2	64	1114	133-257	.518	-	-	48-75	.640	82	177	259	77	173-4	39	20	314	4.9

## Jason Collier #52

Georgia Tech '00 (1st, 2000, Milwaukee, 15th)

Born Sept. 8, 1977 in Springfield, OH; deceased Oct. 15, 2005; 7-foot, 260 pounds. With Rockets: 2000-03; also played for Atlanta 2003-05

Seasons	G	MIN	FGM-A	PCT	3FTM-A	PCT	FTM-A	PCT	Rebounds		AST	PF-D	ST	BL	PTS	AVG	HI
									OFF	DEF							
HOU - 3	61	691	85-202	.421	0-2	.000	43-58	.741	55	93	148	16	77-1	10	8	213	3.5

# Rockets All-Time Roster

## Sean Colson #20

Charlotte '98 (Signed Free Agent, Atlanta; Jan. 18, 2001)

Born July 1, 1975 in Philadelphia, PA; 6-foot, 175 pounds. With Rockets: 2000-01; also played for Atlanta 2000-01

Seasons	G	MIN	FGM-A	PCT	3FTM-A	PCT	FTM-A	PCT	— Rebounds —			AST	PF-D	ST	BL	PTS	AVG	HI
									OFF	DEF	TOT							
HOU - 1	10	30	6-19	.316	1-4	.250	2-4	.500	2	1	3	7	6-0	1	0	15	1.5	6

## Lester Conner #7

Oregon State '82 (1st, 1982, Golden State, 14th)

Born Sept. 17, 1959 in Memphis, TN; 6-foot-4, 185 pounds. With Rockets: 1987-88; also played for Golden State 1982-86; New Jersey 1988-91; Milwaukee 1990-92; L.A. Clippers 1992-93; Indiana 1993-94; L.A. Lakers 1994-95; assistant coach Boston 1998-2003; assistant coach Philadelphia 2004-05; assistant coach Milwaukee 2005-07; assistant coach Indiana 2007-10; assistant coach Atlanta 2010-13

Seasons	G	MIN	FGM-A	PCT	3FTM-A	PCT	FTM-A	PCT	— Rebounds —			AST	PF-D	ST	BL	PTS	AVG	HI
									OFF	DEF	TOT							
HOU - 1	52	399	50-108	.463	0-7	.000	32-41	.780	20	18	38	59	31-0	38	1	132	2.5	8
Playoffs																		
HOU - 1	1	1	0-0	.000	0-0	.000	2-2	1.000	0	1	1	1	0-0	1	0	2	2.0	2

## Will Conroy #12, #5

Washington '05 (Signed Free Agent, L.A. Lakers; Sept. 19, 2005)

Born Dec. 8, 1982 in Portland, OR; 6-foot-2, 195 pounds. With Rockets: 2009-10; also played for Memphis 2006-07; L.A. Clippers 2006-07

Seasons	G	MIN	FGM-A	PCT	3FTM-A	PCT	FTM-A	PCT	— Rebounds —			AST	PF-D	ST	BL	PTS	AVG	HI
									OFF	DEF	TOT							
HOU - 1	5	36	3-10	.300	0-3	.000	0-2	.000	0	3	3	7	5-0	0	0	6	1.2	2

## BRIAN COOK #43

Illinois '03 (1st, 2003, L.A. Lakers, 24th)

Born Dec. 4, 1980 in Lincoln, IL; 6-foot-9, 250 pounds. With Rockets: 2008-10; also played for L.A. Lakers 2003-08; Orlando 2007-09; L.A. Clippers 2010-12; Washington 2011-12

Seasons	G	MIN	FGM-A	PCT	3FTM-A	PCT	FTM-A	PCT	— Rebounds —			AST	PF-D	ST	BL	PTS	AVG	HI
									OFF	DEF	TOT							
HOU - 2	24	69	12-39	.308	4-14	.286	5-7	.714	2	12	14	2	8-0	0	5	33	1.4	5
Playoffs																		
HOU - 1	6	32	4-15	.267	2-9	.222	0-0	.000	3	9	12	3	4-0	2	1	10	1.7	3

## Dick Cunningham #34

Murray State '68 (2nd, 1968, Phoenix, 21st)

Born July 11, 1946 in Canton, OH; 6-foot-10, 252 pounds. With Rockets: 1971-72; also played for Milwaukee 1968-71, 1972-75

Seasons	G	MIN	FGM-A	PCT	3FTM-A	PCT	FTM-A	PCT	— Rebounds —			AST	PF-D	ST	BL	PTS	AVG	HI
									OFF	DEF	TOT							
HOU - 1	63	720	67-174	.385	-	-	37-53	.698	-	-	243	57	76-0	-	-	171	2.7	16

## Earl Cureton #35

Detroit '80 (3rd, 1979, Philadelphia, 58th)

Born Sept. 3, 1957 in Detroit, MI; 6-foot-9, 215 pounds. With Rockets: 1993-94; also played for Philadelphia 1980-83; Detroit 1983-86; Chicago 1986; L.A. Clippers 1987-88; Charlotte 1988-89, 1990-91; Toronto 1996-97; assistant coach Charlotte (WNBA) 2005-06; assistant coach Detroit (WNBA) 2009

Seasons	G	MIN	FGM-A	PCT	3FTM-A	PCT	FTM-A	PCT	— Rebounds —			AST	PF-D	ST	BL	PTS	AVG	HI
									OFF	DEF	TOT							
HOU - 1	2	30	2-8	.250	0-0	.000	0-2	.000	4	8	12	0	4-0	0	0	4	2.0	4
Playoffs																		
HOU - 1	10	100	8-10	.800	0-0	.000	2-2	1.000	6	23	29	2	20-0	1	2	18	1.8	8

## Bill Curley #15

Boston College '94 (1st, 1994, San Antonio, 22nd)

Born May 29, 1972 in Boston, MA; 6-foot-9, 245 pounds. With Rockets: 1999-2000; also played for Detroit 1994-95; Minnesota 1997-99; Golden State 1999-2000, 2000-01; Dallas 2000-01

Seasons	G	MIN	FGM-A	PCT	3FTM-A	PCT	FTM-A	PCT	— Rebounds —			AST	PF-D	ST	BL	PTS	AVG	HI
									OFF	DEF	TOT							
HOU - 1	4	50	6-11	.545	0-0	.000	0-0	.000	4	4	8	0	10-1	2	0	12	3.0	8

## SAMUEL DALEMBERT #21

Seton Hall '01 (1st, 2001, Philadelphia, 26th)

Born May 10, 1981 in Port-au-Prince, Haiti; 6-foot-11, 250 pounds. With Rockets: 2011-12; also played for Philadelphia 2001-10; Sacramento 2010-11

Seasons	G	MIN	FGM-A	PCT	3FTM-A	PCT	— Rebounds —						AST	PF-D	ST	BL	PTS	AVG	HI
							FTM-A	PCT	OFF	DEF	TOT								
HOU - 1	65	1446	200-395	.506	0-1	.000	90-113	.796	158	298	456	33	162-2	37	111	490	7.5	21	

## Emanuel Davis #15

Delaware State '91 (Signed Free Agent, ROCKETS; June 26, 1996)

Born Aug. 27, 1968 in Philadelphia, PA; 6-foot-5, 195 pounds. With Rockets: 1996-98; also played for Seattle 1999-2001; Atlanta 2001-03

Seasons	G	MIN	FGM-A	PCT	3FTM-A	PCT	— Rebounds —			AST	PF-D	ST	BL	PTS	AVG	HI		
							OFF	DEF	TOT									
HOU - 2	58	829	87-196	.444	39-99	.394	36-45	.800	12	57	69	85	75-0	26	5	249	4.3	19

## Jim Davis #30

Colorado '64 (4th, 1964, Detroit, 27th)

Born Dec. 18, 1941 in Muncie, IN; 6-foot-9, 225 pounds. With Rockets: 1971-72; also played for St. Louis/Atlanta 1967-71; Detroit 1972-75

Seasons	G	MIN	FGM-A	PCT	3FTM-A	PCT	FTM-A	PCT	— Rebounds —			AST	PF-D	ST	BL	PTS	AVG	HI
									OFF	DEF	TOT							
HOU - 1	12	180	18-54	.333	-	-	26-38	.684	-	-	44	5	18-0	-	-	62	5.2	16

# Rockets All-Time Roster

## JOSH DAVIS #18

Wyoming '02 (Signed Free Agent, Chicago; Sept. 29, 2003)

Born Aug. 10, 1980 in Salem, OR; 6-foot-8, 240 pounds. With Rockets: 2005-06; also played for Atlanta 2003-04; Philadelphia 2004-05; Milwaukee 2005-06; Phoenix 2005-06; Memphis 2011-12

Seasons	G	MIN	FGM-A	PCT	3FTM-A	PCT	FTM-A	PCT	Rebounds			AST	PF-D	ST	BL	PTS	AVG	HI
									OFF	DEF	TOT							
HOU - 1	1	1	0-0	.000	0-0	.000	0-0	.000	0	0	0	0	1-0	0	0	0	0.0	0

## Michael Dickerson #3

Arizona '98 (1st, 1998, ROCKETS, 14th)

Born June 25, 1975 in Greenville, SC; 6-foot-5, 190 pounds. With Rockets: 1998-99; also played for Vancouver/Memphis 1999-2003

Seasons	G	MIN	FGM-A	PCT	3FTM-A	PCT	FTM-A	PCT	Rebounds			AST	PF-D	ST	BL	PTS	AVG	HI
									OFF	DEF	TOT							
HOU - 1	50	1558	215-462	.465	71-164	.433	46-72	.639	26	57	83	95	90-0	27	11	547	10.9	31
Playoffs	4	82	6-22	.273	3-8	.375	2-4	.500	2	2	4	3	8-0	2	3	17	4.3	11

## Byron Dinkins #9 North Carolina-Charlotte '89 (Signed Free Agent, ROCKETS; Aug. 2, 1989)

Born June 15, 1967 in Charlotte, NC; 6-foot-2, 170 pounds. With Rockets: 1989-90; also played for San Antonio 1990-91; Indiana 1990-91

Seasons	G	MIN	FGM-A	PCT	3FTM-A	PCT	FTM-A	PCT	Rebounds			AST	PF-D	ST	BL	PTS	AVG	HI
									OFF	DEF	TOT							
HOU - 1	33	362	44-109	.404	1-9	.111	26-30	.867	13	27	40	75	30-0	19	2	115	3.5	12

## Jacky Dorsey #44

Georgia '78 (2nd, 1976, New Orleans, 26th)

Born Dec. 18, 1954 in Atlanta, GA; 6-foot-7, 230 pounds. With Rockets: 1978-79; also played for Denver 1977-78; Portland 1977-78; Seattle 1980-81

Seasons	G	MIN	FGM-A	PCT	3FTM-A	PCT	FTM-A	PCT	Rebounds			AST	PF-D	ST	BL	PTS	AVG	HI
									OFF	DEF	TOT							
HOU - 1	20	108	24-43	.558	-	-	8-16	.500	12	11	23	2	25-0	1	2	56	2.8	8
Playoffs	1	1	0-0	.000	-	-	0-0	.000	0	0	0	0	0-0	0	0	0	0.0	0

## JOEY DORSEY #15

Memphis '08 (2nd, 2008, Portland, 33rd)

Born Dec. 16, 1983 in Baltimore, MD; 6-foot-8, 268 pounds. With Rockets: 2008-10; also played for Sacramento 2009-10; Toronto 2010-11

Seasons	G	MIN	FGM-A	PCT	3FTM-A	PCT	FTM-A	PCT	Rebounds			AST	PF-D	ST	BL	PTS	AVG	HI
									OFF	DEF	TOT							
HOU - 2	10	60	6-13	.462	0-0	.000	1-2	.500	11	15	26	3	12-0	2	1	13	1.3	7

## GORAN DRAGIC #3

Slovenia '08 (2nd, 2008, San Antonio, 45th)

Born May 6, 1986 in Ljubljana, Slovenia; 6-foot-3, 190 pounds. With Rockets: 2010-12; also played for Phoenix 2008-11

Seasons	G	MIN	FGM-A	PCT	3FTM-A	PCT	FTM-A	PCT	Rebounds			AST	PF-D	ST	BL	PTS	AVG	HI
									OFF	DEF	TOT							
HOU - 2	88	2130	336-725	.463	96-256	.375	177-226	.783	65	159	224	406	201-1	99	14	945	10.7	26

## Bryce Drew #11

Valparaiso '98 (1st, 1998, ROCKETS, 16th)

Born Sept. 21, 1974 in Baton Rouge, LA; 6-foot-3, 185 pounds. With Rockets: 1998-2000; also played for Chicago 2000-01; Charlotte/New Orleans 2001-04

Seasons	G	MIN	FGM-A	PCT	3FTM-A	PCT	FTM-A	PCT	Rebounds			AST	PF-D	ST	BL	PTS	AVG	HI
									OFF	DEF	TOT							
HOU - 2	106	1734	205-542	.378	75-212	.354	53-61	.869	26	109	135	214	140-2	53	5	538	5.1	20
Playoffs	1	4	1-1	1.000	0-0	.000	0-2	.000	1	2	3	2	1-0	0	0	2	2.0	2

## Clyde Drexler #22

Houston '83 (1st, 1983, Portland, 14th)

Born June 22, 1962 in New Orleans, LA; 6-foot-7, 222 pounds. With Rockets: 1994-98 (#22 retired); also played for Portland 1983-95; head coach University of Houston 1998-2000; assistant coach Denver 2001-02; inducted into the Basketball Hall of Fame (2004); analyst for Rockets telecasts 2005-13

Seasons	G	MIN	FGM-A	PCT	3FTM-A	PCT	FTM-A	PCT	Rebounds			AST	PF-D	ST	BL	PTS	AVG	HI
									OFF	DEF	TOT							
HOU - 4	219	8041	1446-3248	.445	363-1072	.339	900-1146	.785	388	950	1338	1192	586-1	412	125	4155	19.0	43
Playoffs	51	1946	330-749	.441	82-261	.314	206-265	.777	94	238	332	251	157-1	88	29	948	18.6	41

## Mike Dunleavy #31, #10

South Carolina '76 (6th, 1976, Philadelphia, 99th)

Born March 21, 1954 in Brooklyn, NY; 6-foot-3, 180 pounds. With Rockets: 1977-82; also played for Philadelphia 1976-78; San Antonio 1982-83; Milwaukee 1983-85, 1988-90; head coach L.A. Lakers 1990-92; head coach Milwaukee 1992-96; head coach Portland 1997-2001; head coach L.A. Clippers 2003-10; father of Mike Dunleavy (Milwaukee Bucks)

Seasons	G	MIN	FGM-A	PCT	3FTM-A	PCT	FTM-A	PCT	Rebounds			AST	PF-D	ST	BL	PTS	AVG	HI
									OFF	DEF	TOT							
HOU - 5	280	5548	896-1869	.479	37-122	.303	512-626	.818	107	352	459	1051	626-5	213	15	2341	8.4	48
Playoffs	30	593	84-188	.447	6-21	.286	43-50	.860	11	40	51	90	78-1	19	1	217	7.2	28

# Rockets All-Time Roster

## John Egan #21

Providence '61 (2nd, 1961, Detroit, 12th)

Born Jan. 31, 1939 in Hartford, CT; 6-foot, 180 pounds. With Rockets: 1970-72; also played for Detroit 1961-64; New York 1963-66; Baltimore 1965-68; L.A. Lakers 1968-70; Cleveland 1970-71; head coach Rockets 1972-76

Seasons	G	MIN	FGM-A	PCT	3FTM-A	PCT	FTM-A	PCT	Rebounds			AST	PF-D	ST	BL	PTS	AVG	HI
									OFF	DEF	TOT							
SD/HOU - 2	74	651	69-184	.375	-	-	43-55	.782	-	-	57	105	95-0	-	-	181	2.4	16

## Craig Ehlo #3

Washington State '83 (3rd, 1983, ROCKETS, 48th)

Born Aug. 11, 1961 in Lubbock, TX; 6-foot-7, 205 pounds. With Rockets: 1983-86; also played for Cleveland 1986-93; Atlanta 1993-96; Seattle 1996-97; analyst for Seattle SuperSonics broadcasts 2004-06

Seasons	G	MIN	FGM-A	PCT	3FTM-A	PCT	FTM-A	PCT	Rebounds			AST	PF-D	ST	BL	PTS	AVG	HI
									OFF	DEF	TOT							
HOU - 3	88	451	81-180	.450	3-12	.250	43-60	.717	29	51	80	61	61-0	25	7	208	2.4	14
Playoffs																		
HOU - 2	13	44	9-17	.529	0-1	.000	6-7	.857	1	2	3	6	4-0	4	1	24	1.8	6

## Mario Elie #17

American International '85 (7th, 1985, Milwaukee, 160th)

Born Nov. 26, 1963 in New York, NY; 6-foot-5, 250 pounds. With Rockets: 1993-98; also played for Philadelphia 1990; Golden State 1991-92; Portland 1992-93; San Antonio 1998-2000; Phoenix 2000-01; assistant coach San Antonio 2003-04; assistant coach Golden State 2004-06; studio analyst for Rockets broadcasts 2006-07; assistant coach Dallas 2007-09; assistant coach Sacramento 2009-11; assistant coach New Jersey/Brooklyn 2011-13

Seasons	G	MIN	FGM-A	PCT	3FTM-A	PCT	FTM-A	PCT	Rebounds			AST	PF-D	ST	BL	PTS	AVG	HI
									OFF	DEF	TOT							
HOU - 5	344	9562	1128-2351	.480	352-970	.363	748-970	.860	224	699	923	1066	690-2	333	51	3356	9.8	26
Playoffs																		
HOU - 5	74	1981	206-452	.456	74-190	.389	144-174	.828	56	137	193	173	164-3	52	11	630	8.5	22

## Dave Feitl #5

Texas-El Paso '86 (2nd, 1986, ROCKETS, 43rd)

Born June 8, 1962 in Butler, PA; 7-foot, 240 pounds. With Rockets: 1986-87, 1990-91; also played for Golden State 1987-88; Washington 1988-89; New Jersey 1991-92

Seasons	G	MIN	FGM-A	PCT	3FTM-A	PCT	FTM-A	PCT	Rebounds			AST	PF-D	ST	BL	PTS	AVG	HI
									OFF	DEF	TOT							
HOU - 2	114	870	140-342	.409	0-4	.000	86-115	.748	68	149	217	30	135-0	12	16	366	3.2	17
Playoffs																		
HOU - 1	6	8	0-0	.000	0-0	.000	2-2	1.000	0	1	1	0	0-0	0	0	2	0.3	2

## Henry Finkel #17

Dayton '66 (2nd, 1966, L.A. Lakers, 17th)

Born April 20, 1942 in Union City, NJ; 7-foot, 240 pounds. With Rockets: 1967-69; also played for L.A. Lakers 1966-67; Boston 1969-75

Seasons	G	MIN	FGM-A	PCT	3FTM-A	PCT	FTM-A	PCT	Rebounds			AST	PF-D	ST	BL	PTS	AVG	HI
									OFF	DEF	TOT							
SD - 2	88	1448	291-603	.483	-	-	162-232	.698	-	-	482	93	228-6	-	-	744	8.5	42
Playoffs																		
SD - 1	2	12	0-3	.000	-	-	0-0	.000	-	-	7	0	3-0	-	-	0	0.0	0

## Eric "Sleepy" Floyd #11, #21

Georgetown '82 (1st, 1982, New Jersey, 13th)

Born March 6, 1960 in Gastonia, NC; 6-foot-3, 175 pounds. With Rockets: 1987-93; also played for New Jersey 1982; Golden State 1982-87; San Antonio 1993-94; New Jersey 1994-95

Seasons	G	MIN	FGM-A	PCT	3FTM-A	PCT	FTM-A	PCT	Rebounds			AST	PF-D	ST	BL	PTS	AVG	HI
									OFF	DEF	TOT							
HOU - 6	439	11631	1842-4312	.427	312-933	.334	1034-1274	.812	245	859	1104	2363	808-2	470	76	5030	11.5	40
Playoffs																		
HOU - 5	22	587	92-214	.430	16-42	.381	47-63	.746	14	32	46	116	31-0	25	3	247	11.2	42

## JONNY FLYNN #9

Syracuse '09 (1st, 2009, Minnesota, 6th)

Born Feb. 6, 1989 in Niagara Falls, NY; 6-foot-0, 185 pounds. With Rockets: 2011-12; also played for Minnesota 2009-11; Portland 2011-12

Seasons	G	MIN	FGM-A	PCT	3FTM-A	PCT	FTM-A	PCT	Rebounds			AST	PF-D	ST	BL	PTS	AVG	HI
									OFF	DEF	TOT							
HOU - 1	11	135	12-41	.293	2-9	.222	11-14	.786	1	7	8	28	8-0	3	1	37	3.4	8

## Alton Ford #1

Houston '01 (2nd, 2001, Phoenix, 51st)

Born May 29, 1981 in Houston, TX; 6-foot-9, 280 pounds. With Rockets: 2003-04; also played for Phoenix 2001-03

Seasons	G	MIN	FGM-A	PCT	3FTM-A	PCT	FTM-A	PCT	Rebounds			AST	PF-D	ST	BL	PTS	AVG	HI
									OFF	DEF	TOT							
HOU - 1	9	41	6-11	.545	0-0	.000	3-6	.500	3	8	11	3	9-0	0	1	15	1.7	7

## Phil Ford #1

North Carolina '78 (1st, 1978, Kansas City, 2nd)

Born Feb. 9, 1956 in Rocky Mount, NC; 6-foot-2, 186 pounds. With Rockets: 1983-85; also played for Kansas City 1978-82; New Jersey 1982-83; Milwaukee 1982-83; assistant coach Detroit 2004-05; assistant coach New York 2005-07; assistant coach Charlotte 2007-11

Seasons	G	MIN	FGM-A	PCT	3FTM-A	PCT	FTM-A	PCT	Rebounds			AST	PF-D	ST	BL	PTS	AVG	HI
									OFF	DEF	TOT							
HOU - 2	106	2310	250-517	.484	2-19	.105	114-135	.844	31	133	164	471	276-7	65	9	616	5.8	18



# Rockets All-Time Roster

## COURTNEY FORTSON #9 Arkansas '10 (Signed Free Agent, L.A. Clippers; Jan. 16, 2012)

Born May 23, 1988 in Montgomery, AL; 5-foot-11, 185 pounds. With Rockets: 2011-12; also played for L.A. Clippers 2011-12

Seasons	G	MIN	FGM-A	PCT	3FTM-A	PCT	FTM-A	PCT	— Rebounds —			AST	PF-D	ST	BL	PTS	AVG	HI
									OFF	DEF	TOT							
HOU - 1	6	49	6-20	.300	2-9	.222	4-6	.667	2	5	7	5	2-0	3	0	18	3.0	12

## Richie Frahm #14 Gonzaga '00 (Signed Free Agent, Seattle; Sept. 27, 2003)

Born Aug. 14, 1977 in Battle Ground, WA; 6-foot-5, 210 pounds. With Rockets: 2005-06; also played for Seattle 2003-04; Portland 2004-05; Minnesota 2005-06; L.A. Clippers 2007-08

Seasons	G	MIN	FGM-A	PCT	3FTM-A	PCT	FTM-A	PCT	Rebounds			AST	PF-D	ST	BL	PTS	AVG	HI
									OFF	DEF	TOT							
HOU - 1	8	117	15-35	.429	8-22	.364	4-5	.800	0	10	10	6	8-0	1	0	42	5.3	16

## Steve Francis #3 Maryland '99 (1st, 1999, Vancouver, 2nd)

Born Feb. 21, 1977 in Silver Spring, MD; 6-foot-3, 210 pounds. With Rockets: 1999-2004, 2007-09; also played for Orlando 2004-06; New York 2005-07; also with Memphis 2008-09

Seasons	G	MIN	FGM-A	PCT	3FTM-A	PCT	FTM-A	PCT	— Rebounds —			AST	PF-D	ST	BL	PTS	AVG	HI
HOU - 6	384	15024	2507-5829	.430	470-1363	.345	1797-2278	.789	OFF 727	DEF 1591	TOT 2318	2411	1210-17	619	166	7281	19.0	44
Playoffs																		
HOU - 1	5	222	30-70	.429	7-17	.412	29-40	.725	6	36	42	38	18-1	7	1	96	19.2	27

## World B. Free #21 Guilford '75 (2nd, 1975, Philadelphia, 23rd)

Born Dec. 9, 1953 in Atlanta, GA; 6-foot-3, 190 pounds. With Rockets: 1987-88; also played for Philadelphia 1975-78, 1986-87; San Diego 1978-80; Golden State 1980-83; Cleveland 1983-86; Philadelphia Director of Player Development/Ambassador of 76ers Basketball

Seasons	G	MIN	FGM-A	PCT	3FTM-A	PCT	— Rebounds —			AST	PF-D	ST	BL	PTS	AVG	HI		
							OFF	DEF	TOT									
HOU - 1	58	682	143-350	.409	8-35	.229	80-100	.800	14	30	44	60	74-2	20	3	374	6.7	37
Playoffs																		
HOU - 1	2	12	0-2	.000	0-1	.000	0-0	.000	1	1	2	1	2-0	0	0	0	0.0	0

## Reece Gaines #4 Louisville '03 (1st, 2003, Orlando, 15th)

Born Jan. 7, 1981 in Madison, WI; 6-foot-6, 205 pounds. With Rockets: 2004-05; also played for Orlando 2003-04; Milwaukee 2004-06

Seasons	G	MIN	FGM-A	PCT	3FTM-A	PCT	FTM-A	PCT	— Rebounds —			AST	PF-D	ST	BL	PTS	AVG	HI
									OFF	DEF	TOT							
HOU - 1	10	108	10-27	.370	3-12	.250	3-4	.750	0	11	11	3	12-0	3	0	26	2.6	11

## Dave Gambee #20 Oregon State '58 (1st, 1958, St. Louis, 7th)

Born Apr. 16, 1937; 6-foot-6, 215 pounds. With Rockets: 1967-68; also played for St. Louis 1958-60; Cincinnati 1959-60; Syracuse 1960-63; Philadelphia 1963-67; Milwaukee 1968-69; Detroit 1968-69; San Francisco 1969-70

Seasons	G	MIN	FGM-A	PCT	3FTM-A	PCT	FTM-A	PCT	— Rebounds —			AST	PF-D	ST	BL	PTS	AVG	HI
									OFF	DEF	TOT							
SD - 1	80	1755	375-853	.440	-	-	321-379	.847	-	-	464	93	253-5	-	-	1071	13.4	39

## Winston Garland #22 S.W. Missouri State '87 (2nd, 1987, Milwaukee, 40th)

Born Dec. 19, 1964 in Gary, IN; 6-foot-2, 175 pounds. With Rockets: 1992-93; also played for Golden State 1987-89; L.A. Clippers 1989-91; Denver 1991-92; Minnesota 1994-95

Seasons	G	MIN	FGM-A	PCT	3FTM-A	PCT	— Rebounds —			AST	PF-D	ST	BL	PTS	AVG	HI		
							OFF	DEF	TOT									
HOU - 1	66	1004	152-343	.443	6-13	.462	81-89	.910	32	76	108	138	116-0	39	4	391	5.9	16
Playoffs																		
HOU - 1	12	246	30-74	.405	0-1	.000	17-17	1.000	6	27	33	31	27-1	16	0	77	6.4	14

## Calvin Garrett #00 Oral Roberts '80 (3rd, 1979, Chicago, 47th)

Born July 11, 1956 in Parsons, TN; 6-foot-7, 195 pounds. With Rockets: 1980-83; also played for L.A. Lakers 1983-84

Seasons	G	MIN	FGM-A	PCT	3FTM-A	PCT	FTM-A	PCT	— Rebounds —			AST	PF-D	ST	BL	PTS	AVG	HI
HOU - 3	125	2530	297-668	.445	4-14	.286	69-90	.767	OFF 115	DEF 250	TOT 365	211	265-0	82	16	667	5.3	22
Playoffs																		
HOU - 2	14	118	9-22	.409	0-1	.000	7-8	.875	3	12	15	6	10-0	5	1	25	1.8	8

## Dick Gibbs #40 Texas-El Paso '71 (3rd, 1971, Chicago, 49th)

Born Dec. 20, 1948 in Ames, IA; 6-foot-5, 210 pounds. With Rockets: 1971-73; also played for Kansas City 1972-73; Seattle 1973-74; Washington 1974-75; Buffalo 1975-76

Seasons	G	MIN	FGM-A	PCT	3FTM-A	PCT	FTM-A	PCT	— Rebounds —			AST	PF-D	ST	BL	PTS	AVG	HI
									OFF	DEF	TOT							
HOU - 2	65	759	90-266	.338	-	-	55-66	.833	-	-	140	52	128-0	-	-	235	3.7	22

## Dan Godfred #35 Evansville '90 (Signed Free Agent, Minnesota; Dec. 29, 1990)

Born June 14, 1967 in Stillman Valley, IL; 6-foot-10, 250 pounds. With Rockets: 1991-92; also played for Minnesota 1990-91

Seasons	G	MIN	FGM-A	PCT	3FTM-A	PCT	FTM-A	PCT	— Rebounds —			AST	PF-D	ST	BL	PTS	AVG	HI
									OFF	DEF	TOT							
HOU - 1	1	2	0-0	.000	0-0	.000	0-0	.000	0	0	0	0	0-0	0	0	0	0.0	0

# Rockets All-Time Roster

## STEPHEN GRAHAM #9 Oklahoma State '05 (Signed Free Agent, ROCKETS; Dec. 10, 2005)

Born June 11, 1982 in Wilmington, DE; 6-foot-6, 215 pounds. With Rockets: 2005-06; also played for Chicago 2005-06; Cleveland 2005-06; Portland 2006-07; Indiana 2007-09; Charlotte 2009-10; New Jersey 2010-11

Seasons	G	MIN	FGM-A	PCT	3FTM-A	PCT	FTM-A	PCT	Rebounds		AST	PF-D	ST	BL	PTS	AVG	HI	
									OFF	DEF								
HOU - 1	6	38	6-16	.375	1-5	.200	4-4	1.000	1	6	7	3	5-0	2	0	17	2.8	9

## Devin Gray #9 Clemson '95 (Signed Free Agent, Sacramento; Dec. 21, 1996)

Born March 10, 1972 in Baltimore, MD; 6-foot-7, 240 pounds. With Rockets: 1999-2000; also played for Sacramento 1996-97; San Antonio 1996-97

Seasons	G	MIN	FGM-A	PCT	3FTM-A	PCT	FTM-A	PCT	Rebounds			AST	PF-D	ST	BL	PTS	AVG	HI
									OFF	DEF	TOT							
HOU - 1	21	124	15-37	.405	0-0	.000	19-29	.655	11	14	25	5	22-0	5	3	49	2.3	6

## GERALD GREEN #25 Gulf Shores Academy '05 (1st, 2005, Boston, 18th)

Born Jan. 26, 1986 in Houston, TX; 6-foot-8, 200 pounds. With Rockets: 2007-08; also played for Boston 2005-07; Minnesota 2007-08; Dallas 2008-09; New Jersey 2011-12

Seasons	G	MIN	FGM-A	PCT	3FTM-A	PCT	FTM-A	PCT	Rebounds		AST	PF-D	ST	BL	PTS	AVG	HI	
									OFF	DEF								
HOU - 1	1	4	3-3	1.000	0-0	.000	0-0	.000	2	0	2	0	2-0	0	0	6	6.0	6

## Johnny Green #24 Michigan State '59 (1st, 1959, New York, 6th)

Born Dec. 8, 1933 in Dayton, OH; 6-foot-6, 210 pounds. With Rockets: 1967-68; also played for New York 1959-66; Baltimore 1965-67; Philadelphia 1967-69; Cincinnati/Kansas City 1969-73

Seasons	G	MIN	FGM-A	PCT	3FTM-A	PCT	FTM-A	PCT	Rebounds			AST	PF-D	ST	BL	PTS	AVG	HI
									OFF	DEF	TOT							
SD - 1	42	1073	241-526	.458	-	-	100-212	.472	-	-	423	59	112-3	-	-	582	13.9	35

## Adrian Griffin #7 Seton Hall '96 (Signed Free Agent, Boston; Aug. 1, 1999)

Born July 4, 1974 in Wichita, KS; 6-foot-5, 230 pounds. With Rockets: 2003-04; also played for Boston 1999-2001; Dallas 2001-03, 2005-06; Chicago 2004-05, 2006-08; Seattle 2007-08; assistant coach Milwaukee 2009-10; assistant coach Chicago 2010-13

Seasons	G	MIN	FGM-A	PCT	3FTM-A	PCT	FTM-A	PCT	— Rebounds —			AST	PF-D	ST	BL	PTS	AVG	HI
									OFF	DEF	TOT							
HOU - 1	19	133	5-18	.278	1-2	.500	0-4	.000	1	18	19	10	17-0	7	2	11	0.6	3

## Eddie Griffin #33 Seton Hall '01 (1st, 2001, New Jersey, 7th)

Born May 30, 1982 in Philadelphia, PA; deceased Aug. 17, 2007; 6-foot-10, 220 pounds. With Rockets: 2001-03; also played for Minnesota 2004-07

Seasons	G	MIN	FGM-A	PCT	3FTM-A	PCT	FTM-A	PCT	— Rebounds —		AST	PF-D	ST	BL	PTS	AVG	HI	
									OFF	DEF								
HOU - 2	150	3786	515-1344	.383	154-465	.331	122-180	.678	255	622	877	139	253-2	69	245	1306	8.7	25

## Matt Guokas #11 St. Joseph's [PA] '66 (1st, 1966, Philadelphia, 9th)

Born Feb. 25, 1944 in Philadelphia, PA; 6-foot-6, 195 pounds. With Rockets: 1973-74; also played for Philadelphia 1966-71; Chicago 1970-71, 1974-76; Cincinnati/Kansas City 1971-74, 1975-76; head coach Philadelphia 1985-88; head coach Orlando 1989-93; analyst for Orlando broadcasts

Seasons	G	MIN	FGM-A	PCT	3FTM-A	PCT	FTM-A	PCT	— Rebounds —		AST	PF-D	ST	BL	PTS	AVG	HI	
									OFF	DEF								
HOU - 1	39	1007	93-203	.458	-	-	21-28	.750	17	43	60	133	73-1	27	14	207	5.3	14

## Thomas Hamilton #30 Chicago King H.S. '94 (Signed Free Agent, Boston; Nov. 24, 1995)

Born April 3, 1975 in Chicago, IL; 7-foot-2, 330 pounds. With Rockets: 1999-2000; also played for Boston 1995-96

Seasons	G	MIN	FGM-A	PCT	3FTM-A	PCT	FTM-A	PCT	— Rebounds —		AST	PF-D	ST	BL	PTS	AVG	HI	
									OFF	DEF								
HOU - 1	22	273	35-79	.443	0-0	.000	12-23	.522	31	59	90	15	25-0	4	14	82	3.7	12

## Othella Harrington #32 Georgetown '96 (2nd, 1996, ROCKETS, 30th)

Born Jan. 31, 1974 in Jackson, MS; 6-foot-9, 235 pounds. With Rockets: 1996-99; also played for Vancouver 1999-2001; New York 2000-04; Chicago 2004-06; Charlotte 2006-08

Seasons	G	MIN	FGM-A	PCT	3FTM-A	PCT	FTM-A	PCT	— Rebounds —			AST	PF-D	ST	BL	PTS	AVG	HI
									OFF	DEF	TOT							
HOU - 3	156	2666	397-774	.513	0-4	.000	229-325	.705	220	431	651	57	327-3	28	74	1023	6.6	23
Playoffs HOU - 3	14	80	16-28	.571	0-1	.000	15-21	.714	9	16	25	1	4-0	0	2	47	3.4	12

## Mike Harris #19, #17, #33 Rice '05 (Signed Free Agent, ROCKETS; March 8, 2008)

Born June 15, 1983 in Hillsboro, TX; 6-foot-6, 235 pounds. With Rockets: 2007-08, 2009-11; also played for Washington 2009-10

Seasons	G	MIN	FGM-A	PCT	3FTM-A	PCT	FTM-A	PCT	Rebounds			AST	PF-D	ST	BL	PTS	AVG	HI
									OFF	DEF	TOT							
HOU - 3	29	257	40-87	.460	0-3	.000	15-26	.577	35	44	79	7	28-0	10	5	95	3.3	12
Playoffs HOU - 1	3	9	1-2	.500	0-0	.000	1-2	.500	1	1	2	0	0-0	0	0	3	1.0	2

# Rockets All-Time Roster

## Steve Harris #20

Tulsa '85 (1st, 1985, ROCKETS, 19th)

Born Oct. 15, 1963 in Kansas City, MO; 6-foot-5, 195 pounds. With Rockets: 1985-88; also played for Golden State 1987-88; Detroit 1988-89; L.A. Clippers 1989-90

Seasons	G	MIN	FGM-A	PCT	3FTM-A	PCT	FTM-A	PCT	Rebounds		TOT	AST	PF-D	ST	BL	PTS	AVG	HI
									OFF	DEF								
HOU - 3	145	1855	388-918	.423	1-14	.071	176-200	.880	108	140	248	167	181-1	66	22	953	6.6	22
Playoffs																		
HOU - 2	24	174	30-72	.417	0-1	.000	7-11	.636	8	9	17	7	18-0	7	3	67	2.8	12

## Steve Hawes #10

Washington '72 (2nd, 1972, Cleveland, 24th)

Born May 26, 1950 in Seattle, WA; 6-foot-9, 220 pounds. With Rockets: 1974-76; also played for Portland 1975-76; Atlanta 1976-83; Seattle 1982-84

Seasons	G	MIN	FGM-A	PCT	3FTM-A	PCT	FTM-A	PCT	Rebounds		TOT	AST	PF-D	ST	BL	PTS	AVG	HI
									OFF	DEF								
HOU - 2	61	948	145-292	.497	-	-	45-55	.818	85	208	293	98	105-1	36	36	335	5.5	20
Playoffs																		
HOU - 1	8	128	18-38	.474	-	-	8-9	.889	3	26	29	13	11-0	3	3	44	5.5	12

## Juaquin Hawkins #1 Long Beach State '96 (Signed Free Agent, ROCKETS; Sept. 30, 2002)

Born July 2, 1973 in Gardina, CA; 6-foot-7, 220 pounds. With Rockets: 2002-03

Seasons	G	MIN	FGM-A	PCT	3FTM-A	PCT	FTM-A	PCT	Rebounds		TOT	AST	PF-D	ST	BL	PTS	AVG	HI
									OFF	DEF								
HOU - 1	58	685	57-148	.385	10-24	.417	10-20	.500	16	62	78	47	57-0	29	6	134	2.3	14

## CHUCK HAYES #44

Kentucky '05 (Signed Free Agent, ROCKETS; Jan. 18, 2006)

Born June 11, 1983 in San Leandro, CA; 6-foot-6, 238 pounds. With Rockets: 2005-11; Sacramento 2011-12

Seasons	G	MIN	FGM-A	PCT	3FTM-A	PCT	FTM-A	PCT	Rebounds		TOT	AST	PF-D	ST	BL	PTS	AVG	HI
									OFF	DEF								
HOU - 6	424	8534	811-1566	.518	0-10	.000	232-385	.603	847	1594	2441	535	1122-18	367	186	1854	4.4	21
Playoffs																		
HOU - 3	26	478	29-49	.592	0-5	.000	2-5	.400	34	78	112	18	67-0	25	11	60	2.3	12

## Elvin Hayes #11, #44

Houston '68 (1st, 1968, ROCKETS, 1st)

Born Nov. 17, 1945 in Rayville, LA; 6-foot-9, 235 pounds. With Rockets: 1968-72, 1981-84; also played for Baltimore/Capital/Washington 1972-81; inducted into Basketball Hall of Fame (1990)

Seasons	G	MIN	FGM-A	PCT	3FTM-A	PCT	FTM-A	PCT	Rebounds		TOT	AST	PF-D	ST	BL	PTS	AVG	HI
									OFF	DEF								
SDI/HOU - 7	572	20782	4725-10614	.445	2-11	.182	2310-3500	.660	-	-	6974	1104	1636-16	128	213	11762	20.6	54
Playoffs																		
SDI/HOU - 2	9	402	77-164	.470	0-0	.000	43-68	.632	-	-	113	8	33-0	2	10	197	21.9	31

## LUTHER HEAD #2

Illinois '05 (1st, 2005, ROCKETS, 24th)

Born Nov. 26, 1982 in Chicago, IL; 6-foot-3, 185 pounds. With Rockets: 2005-09; also played for Miami 2008-09; Indiana 2009-10; Sacramento 2010-11

Seasons	G	MIN	FGM-A	PCT	3FTM-A	PCT	FTM-A	PCT	Rebounds		TOT	AST	PF-D	ST	BL	PTS	AVG	HI
									OFF	DEF								
HOU - 4	255	6222	805-1908	.422	383-977	.392	249-325	.766	85	595	680	582	392-3	215	24	2242	8.8	30
Playoffs																		
HOU - 2	12	185	12-50	.240	6-29	.207	6-10	.600	3	18	21	12	19-1	5	3	36	3.0	8

## Alvin Heggs #55

Texas '89 (Signed Free Agent, ROCKETS; Oct. 5, 1995)

Born on Dec. 12, 1967 in Jacksonville, FL; 6-foot-8; 225 pounds. With Rockets 1995-96

Seasons	G	MIN	FGM-A	PCT	3FTM-A	PCT	FTM-A	PCT	Rebounds		TOT	AST	PF-D	ST	BL	PTS	AVG	HI
									OFF	DEF								
HOU - 1	4	14	3-5	.600	0-0	.000	2-3	.667	1	1	2	0	0-0	0	0	8	2.0	7

## Gerald Henderson #9

Virginia Commonwealth '78 (3rd, 1978, San Antonio, 64th)

Born Jan. 16, 1956 in Richmond, VA; 6-foot-2, 180 pounds. With Rockets: 1991-92; also played for Boston 1979-84; Seattle 1984-87; New York 1986-88; Philadelphia 1987-89; Milwaukee 1989-90; Detroit 1989-91, 1991-92

Seasons	G	MIN	FGM-A	PCT	3FTM-A	PCT	FTM-A	PCT	Rebounds		TOT	AST	PF-D	ST	BL	PTS	AVG	HI
									OFF	DEF								
HOU - 1	8	34	4-11	.364	0-3	.000	4-6	.667	1	1	2	5	4-0	0	0	12	1.5	6

## Tom Henderson #8

Hawaii '74 (1st, 1974, Atlanta, 7th)

Born Jan. 26, 1952 in Newberry, SC; 6-foot-3, 190 pounds. With Rockets: 1979-83; also played for Atlanta 1974-77; Washington 1976-79

Seasons	G	MIN	FGM-A	PCT	3FTM-A	PCT	FTM-A	PCT	Rebounds		TOT	AST	PF-D	ST	BL	PTS	AVG	HI
									OFF	DEF								
HOU - 4	258	5472	581-1321	.440	0-9	.000	284-379	.749	115	307	422	1025	395-2	200	17	1446	5.6	19
Playoffs																		
HOU - 3	31	886	86-194	.443	0-2	.000	39-47	.830	24	55	79	155	63-0	24	5	211	6.8	16

# Rockets All-Time Roster

## Conner Henry #4

UC-Santa Barbara '86 (4th, 1986, ROCKETS, 89th)

Born July 21, 1963 in Claremont, CA; 6-foot-7, 195 pounds. With Rockets: 1986-87; also played for Boston 1986-87; Milwaukee 1987-88; Sacramento 1987-88

Seasons	G	MIN	FGM-A	PCT	3FTM-A	PCT	FTM-A	PCT	OFF	DEF	TOT	AST	PF-D	ST	BL	PTS	AVG	HI
HOU - 1	18	92	8-33	.242	1-11	.091	7-10	.700	0	7	7	8	7-0	3	0	24	1.3	5

## Carl Herrera #7

Houston '90 (2nd, 1990, Miami, 30th)

Born Dec. 14, 1966 in Trinidad; 6-foot-9, 225 pounds. With Rockets: 1991-95; also played for San Antonio 1995-98; Vancouver 1998-99; Denver 1998-99

Seasons	G	MIN	FGM-A	PCT	3FTM-A	PCT	FTM-A	PCT	OFF	DEF	TOT	AST	PF-D	ST	BL	PTS	AVG	HI
HOU - 4	260	4989	636-1242	.512	0-5	.000	292-434	.673	380	736	1116	169	545-1	135	124	1564	6.0	22
Playoffs																		
HOU - 3	29	449	54-116	.466	0-2	.000	25-36	.694	30	60	90	11	73-2	8	5	133	4.6	12

## Phil Hicks #33

Tulane '76 (2nd, 1976, ROCKETS, 27th)

Born Jan. 31, 1953 in Chicago, IL; 6-foot-7, 205 pounds. With Rockets: 1976-77; also played for Chicago 1976-77; Denver 1978-79

Seasons	G	MIN	FGM-A	PCT	3FTM-A	PCT	FTM-A	PCT	OFF	DEF	TOT	AST	PF-D	ST	BL	PTS	AVG	HI
HOU - 1	2	7	0-2	.000	-	-	0-0	.000	1	0	1	1	1-0	1	0	0	0.0	0

## JORDAN HILL #27

Arizona '09 (1st, 2009, New York, 8th)

Born July 27, 1987 in Newberry, SC; 6-foot-10, 235 pounds. With Rockets: 2009-12; also played for New York 2009-10; L.A. Lakers 2011-12

Seasons	G	MIN	FGM-A	PCT	3FTM-A	PCT	FTM-A	PCT	OFF	DEF	TOT	AST	PF-D	ST	BL	PTS	AVG	HI
HOU - 3	127	1966	299-596	.502	0-5	.000	116-171	.678	219	356	575	56	272-1	27	85	714	5.6	16

## Lionel Hollins #9

Arizona State '75 (1st, 1975, Portland, 6th)

Born Oct. 19, 1953 in Arkansas City, KS; 6-foot-3, 185 pounds. With Rockets: 1984-85; also played for Portland 1975-80; Philadelphia 1979-82; San Diego 1982-83; Detroit 1983-84; assistant coach Phoenix 1988-95; assistant coach Vancouver 1995-2000; interim head coach Vancouver 1999-2000; assistant coach Memphis 2002-07; assistant coach Milwaukee 2008-09; head coach Memphis 2008-13

Seasons	G	MIN	FGM-A	PCT	3FTM-A	PCT	FTM-A	PCT	OFF	DEF	TOT	AST	PF-D	ST	BL	PTS	AVG	HI
HOU - 1	80	1950	249-540	.461	3-13	.231	108-136	.794	33	140	173	417	187-1	78	10	609	7.6	23
Playoffs																		
HOU - 1	5	94	8-26	.308	0-0	.000	1-1	1.000	1	8	9	18	16-1	4	0	17	3.4	6

## Robert Horry #25

Alabama '92 (1st, 1992, ROCKETS, 11th)

Born Aug. 25, 1970 in Hartford, MD; 6-foot-10, 225 pounds. With Rockets: 1992-96; also played for Phoenix 1996-97; L.A. Lakers 1997-2003; San Antonio 2003-08

Seasons	G	MIN	FGM-A	PCT	3FTM-A	PCT	FTM-A	PCT	OFF	DEF	TOT	AST	PF-D	ST	BL	PTS	AVG	HI
HOU - 4	295	9408	1185-2653	.447	284-798	.356	455-613	.742	419	1149	1568	919	754-4	409	343	3109	10.5	40
Playoffs																		
HOU - 4	65	2301	275-627	.439	108-282	.383	127-179	.709	109	306	415	220	196-4	106	75	785	12.1	24

## JUWAN HOWARD #5

Michigan '94 (1st, 1994, Washington, 5th)

Born Feb. 7, 1973 in Chicago, IL; 6-foot-9, 253 pounds. With Rockets: 2004-07; also played for Washington 1994-2001; Dallas 2000-02, 2007-08; Denver 2001-03, 2008-09; Orlando 2003-04; Charlotte 2008-09; Portland 2009-10; Miami 2010-12

Seasons	G	MIN	FGM-A	PCT	3FTM-A	PCT	FTM-A	PCT	OFF	DEF	TOT	AST	PF-D	ST	BL	PTS	AVG	HI
HOU - 3	221	6284	947-2065	.459	0-5	.000	406-494	.822	432	919	1351	337	583-3	110	21	2300	10.4	31
Playoffs																		
HOU - 1	7	157	14-35	.400	0-0	.000	7-11	.636	10	21	31	7	10-0	5	0	35	5.0	12

## Bobby Jackson #8

Minnesota '97 (1st, 1997, Seattle, 23rd)

Born March 13, 1973 in East Spencer, NC; 6-foot-1, 185 pounds. With Rockets: 2007-08; also played for Denver 1997-98; Minnesota 1998-2000; Sacramento 2000-05, 2008-09; Memphis 2005-06; New Orleans/Oklahoma City 2006-08; assistant coach Sacramento 2011-13

Seasons	G	MIN	FGM-A	PCT	3FTM-A	PCT	FTM-A	PCT	OFF	DEF	TOT	AST	PF-D	ST	BL	PTS	AVG	HI
HOU - 1	26	498	88-210	.419	28-82	.341	24-32	.750	10	61	71	63	37-0	13	2	228	8.8	19
Playoffs																		
HOU - 1	6	138	20-70	.286	5-24	.208	7-11	.636	2	8	10	9	11-0	5	0	52	8.7	18

## Jaren Jackson #12

Georgetown '89 (Signed Free Agent, New Jersey; Oct. 3, 1989)

Born on Oct. 27, 1967 in New Orleans, LA; 6-foot-6; 200 pounds. With Rockets 1995-96; also played for New Jersey 1989-90; Golden State 1991-92; L.A. Clippers 1992-93; Portland 1993-94; Philadelphia 1994-95; Washington 1996-97; San Antonio 1997-2001; Orlando 2001-2002

Seasons	G	MIN	FGM-A	PCT	3FTM-A	PCT	FTM-A	PCT	OFF	DEF	TOT	AST	PF-D	ST	BL	PTS	AVG	HI
HOU - 1	4	33	0-8	.000	0-5	.000	8-10	.800	0	3	3	0	5-0	1	0	8	2.0	7

# Rockets All-Time Roster

## Jim Jackson #21

Ohio State '92 (1st, 1992, Dallas, 4th)

Born Oct. 14, 1970 in Toledo, OH; 6-foot-6, 220 pounds. With Rockets: 2003-05; also played for Dallas 1992-97; New Jersey 1996-97; Philadelphia 1997-98; Golden State 1997-98; Portland 1998-99; Atlanta 1999-2001; Cleveland 2000-01; Miami 2001-02; Sacramento 2002-03; Phoenix 2004-06; L.A. Lakers 2005-06

Seasons	G	MIN	FGM-A	PCT	3FTM-A	PCT	FTM-A	PCT	— Rebounds —	AST	PF-D	ST	BL	PTS	AVG	HI
HOU - 2	104	4109	500-1183	.423	216-552	.391	137-160	.856	OFF 62 DEF 540 TOT 602	312	294-2	109	24	1353	13.0	28
Playoffs																
HOU - 1	5	221	29-73	.397	8-29	.276	8-12	.667	3 49 52	10	9-0	5	1	74	14.8	19

## Mark Jackson #31

St. John's '87 (1st, 1987, New York, 18th)

Born Apr. 1, 1965 in Brooklyn NY; 6-foot-3, 205 pounds. With Rockets: 2003-04; also played for New York 1987-92, 2000-02; L.A. Clippers 1992-94; Indiana 1994-2000; Denver 1996-97; Toronto 2000-01; Utah 2002-03; former New Jersey Nets broadcaster; former analyst for ABC/ESPN; head coach Golden State 2011-13

Seasons	G	MIN	FGM-A	PCT	3FTM-A	PCT	FTM-A	PCT	— Rebounds —	AST	PF-D	ST	BL	PTS	AVG	HI
HOU - 1	42	577	34-100	.340	7-41	.171	28-39	.718	OFF 10 DEF 60 TOT 70	119	41-0	17	1	103	2.5	25
Playoffs																
HOU - 1	5	38	1-6	.167	0-3	.000	0-0	.000	0 3 3	5	1-0	2	0	2	0.4	2

## Dave Jamerson #32

Ohio '90 (1st, 1990, Miami, 15th)

Born Aug. 13, 1967 in Stow, OH; 6-foot-5, 192 pounds. With Rockets: 1990-92 (Missed 1992-93 season due to knee injury); also played for Utah 1993-94; New Jersey 1993-94

Seasons	G	MIN	FGM-A	PCT	3FTM-A	PCT	FTM-A	PCT	— Rebounds —	AST	PF-D	ST	BL	PTS	AVG	HI
HOU - 2	85	580	122-304	.401	13-47	.277	47-54	.870	OFF 31 DEF 42 TOT 73	60	63-0	23	1	304	3.6	16
Playoffs																
HOU - 1	2	21	5-13	.385	0-1	.000	6-6	1.000	1 2 3	4	4-0	1	0	16	8.0	12

## Henry James #21

St. Mary's [TX] '88 (Signed Free Agent, Cleveland; July 30, 1990)

Born on July 29, 1965 in Centerville, AL; 6-foot-8, 220 pounds. With Rockets: 1995-96; also played for Cleveland 1990-92, 1997-98; Sacramento 1992-93; Utah 1992-93; L.A. Clippers 1993-94; Atlanta 1996-97

Seasons	G	MIN	FGM-A	PCT	3FTM-A	PCT	FTM-A	PCT	— Rebounds —	AST	PF-D	ST	BL	PTS	AVG	HI
HOU - 1	7	58	10-24	.417	5-15	.333	5-5	1.000	OFF 3 DEF 3 TOT 6	2	13-0	0	0	30	4.3	16

## MIKE JAMES #13, #7

Duquesne '98 (Signed Free Agent, Miami; July 20, 2001)

Born June 23, 1975 in Amityville, NY; 6-foot-2, 188 pounds. With Rockets: 2004-05, 2007-08; also played for Miami 2001-03; Boston 2003-04; Detroit 2003-04; Milwaukee 2004-05; Toronto 2005-06; Minnesota 2006-07; New Orleans 2007-09; Washington 2008-10; Chicago 2011-12

Seasons	G	MIN	FGM-A	PCT	3FTM-A	PCT	FTM-A	PCT	— Rebounds —	AST	PF-D	ST	BL	PTS	AVG	HI
HOU - 2	60	1229	205-517	.397	66-181	.365	75-97	.773	OFF 23 DEF 115 TOT 138	132	104-0	42	4	551	9.2	26
Playoffs																
HOU - 1	7	171	29-62	.468	0-9	.000	23-24	.958	2 11 13	16	17-0	6	2	81	11.6	22

## JARED JEFFRIES #20

Indiana '02 (1st, 2002, Washington, 11th)

Born Nov. 25, 1981 in Bloomington, IN; 6-foot-11, 240 pounds. With Rockets: 2009-11; also played for Washington 2002-06; New York 2006-10, 2010-12

Seasons	G	MIN	FGM-A	PCT	3FTM-A	PCT	FTM-A	PCT	— Rebounds —	AST	PF-D	ST	BL	PTS	AVG	HI
HOU - 2	36	470	47-120	.392	2-15	.133	19-37	.514	OFF 51 DEF 49 TOT 100	29	67-0	16	16	115	3.2	12

## Chris Jent #21

Ohio State '92 (Signed Free Agent, ROCKETS; April 19, 1994)

Born January 11, 1970 in Orange, CA; 6-foot-7, 222 pounds. With Rockets: 1993-94; also played for New York 1996-97; assistant coach Orlando 2004-05; assistant coach/director of player development Cleveland 2006-11

Seasons	G	MIN	FGM-A	PCT	3FTM-A	PCT	FTM-A	PCT	— Rebounds —	AST	PF-D	ST	BL	PTS	AVG	HI
HOU - 1	3	78	13-26	.500	4-11	.364	1-2	.500	OFF 4 DEF 11 TOT 15	7	13-1	0	0	31	10.3	15
Playoffs																
HOU - 1	11	62	5-20	.250	3-13	.231	0-0	.000	1 8 9	7	7-0	2	0	13	1.2	6

## Alfonso "Buck" Johnson #1

Alabama '86 (1st, 1986, ROCKETS, 20th)

Born Jan. 3, 1964 in Birmingham, AL; 6-foot-7, 200 pounds. With Rockets: 1986-92; also played for Washington 1992-93

Seasons	G	MIN	FGM-A	PCT	3FTM-A	PCT	FTM-A	PCT	— Rebounds —	AST	PF-D	ST	BL	PTS	AVG	HI
HOU - 6	432	10562	1729-3539	.489	7-59	.119	674-912	.739	OFF 545 DEF 1020 TOT 1565	767	1216-19	368	234	4139	9.6	32
Playoffs																
HOU - 5	20	382	53-125	.424	0-2	.000	24-33	.727	20 28 48	29	46-0	12	5	130	6.5	16

## Avery Johnson #6

Southern '88 (Signed Free Agent, Seattle; Aug. 2, 1988)

Born March 25, 1965 in New Orleans, LA; 5-foot-11, 180 pounds. With Rockets: 1991-92; also played for Seattle 1988-90; Denver 1990-91; San Antonio 1990-91, 1992-93, 1994-2001; Golden State 1993-94, 2003-04; Denver 2001-02; Dallas 2001-03; assistant coach Dallas 2004-05; head coach Dallas 2004-08; former studio analyst for ABC/ESPN; head coach New Jersey/Brooklyn 2010-13

Seasons	G	MIN	FGM-A	PCT	3FTM-A	PCT	FTM-A	PCT	— Rebounds —	AST	PF-D	ST	BL	PTS	AVG	HI
HOU - 1	49	772	103-222	.464	3-10	.300	42-69	.609	OFF 8 DEF 37 TOT 45	166	46-0	40	6	251	5.1	22

# Rockets All-Time Roster

## Eddie Johnson #8

Illinois '81 (2nd, 1981, Kansas City, 29th)

Born May 1, 1959 in Chicago, IL; 6-foot-7, 215 pounds. With Rockets: 1996-99; also played for Kansas City/Sacramento 1981-87; Phoenix 1987-1991; Seattle 1990-1993; Charlotte 1993-94; Indiana 1995-97; analyst for Phoenix broadcasts

Seasons	G	MIN	FGM-A	PCT	3FTM-A	PCT	FTM-A	PCT	OFF	DEF	TOT	AST	PF-D	ST	BL	PTS	AVG	HI
HOU - 3	102	2115	334-783	.427	106-302	.351	146-177	.836	74	179	253	124	140-0	42	4	922	9.0	37
Playoffs																		
HOU - 2	21	373	57-144	.396	17-57	.298	30-32	.938	19	25	44	11	27-0	5	0	161	7.7	31

## Frank Johnson #15

Wake Forest '81 (1st, 1981, Washington, 11th)

Born Nov. 23, 1958 in Weirsdale, FL; 6-foot-3, 185 pounds. With Rockets: 1988-89; also played for Washington 1981-88; Phoenix 1992-93; assistant coach Phoenix 1997-2002; head coach Phoenix 2001-03

Seasons	G	MIN	FGM-A	PCT	3FTM-A	PCT	FTM-A	PCT	OFF	DEF	TOT	AST	PF-D	ST	BL	PTS	AVG	HI
HOU - 1	67	879	109-246	.443	1-6	.167	75-93	.806	22	57	79	181	91-0	42	0	294	4.4	17
Playoffs																		
HOU - 1	4	36	2-6	.333	0-1	.000	6-10	.600	1	4	5	7	3-0	1	0	10	2.5	6

## George E. Johnson #16, #6

Stephen F. Austin '70 (1st, 1970, Baltimore, 9th)

Born June 19, 1947 in Harleton, TX; 6-foot-11, 255 pounds. With Rockets: 1972-74; also played for Baltimore 1970-71

Seasons	G	MIN	FGM-A	PCT	3FTM-A	PCT	FTM-A	PCT	OFF	DEF	TOT	AST	PF-D	ST	BL	PTS	AVG	HI
HOU - 2	45	407	43-90	.478	-	-	11-21	.524	-	-	106	12	79-1	-	-	97	2.2	8

## John Johnson #34, #27

Iowa '70 (1st, 1970, Cleveland, 7th)

Born Oct. 18, 1947 in Carthage, MS; 6-foot-7, 200 pounds. With Rockets: 1975-78; also played for Cleveland 1970-73; Portland 1973-76; Seattle 1978-82

Seasons	G	MIN	FGM-A	PCT	3FTM-A	PCT	FTM-A	PCT	OFF	DEF	TOT	AST	PF-D	ST	BL	PTS	AVG	HI
HOU - 3	147	3234	595-1309	.455	-	-	193-263	.734	158	403	561	361	365-1	97	52	1383	9.4	30
Playoffs																		
HOU - 1	12	146	24-61	.393	-	-	10-15	.667	7	22	29	9	20-0	4	0	58	4.8	13

## Lee Johnson #1

East Texas State '79 (1st, 1979, ROCKETS, 17th)

Born June 16, 1957 in Plummerville, AR; 6-foot-11, 210 pounds. With Rockets: 1980-81; also played for Detroit 1980-81

Seasons	G	MIN	FGM-A	PCT	3FTM-A	PCT	FTM-A	PCT	OFF	DEF	TOT	AST	PF-D	ST	BL	PTS	AVG	HI
HOU - 1	10	80	7-23	.304	0-0	.000	3-5	.600	6	14	20	1	17-0	0	5	17	1.7	6

## Bobby Jones #15

Washington '06 (2nd, 2006, Minnesota, 37th)

Born Jan. 9, 1984 in Compton, CA; 6-foot-7, 215 pounds. With Rockets: 2007-08; also played for Philadelphia 2006-07; Denver 2007-08; Memphis 2007-08; Miami 2007-08; San Antonio 2007-08

Seasons	G	MIN	FGM-A	PCT	3FTM-A	PCT	FTM-A	PCT	OFF	DEF	TOT	AST	PF-D	ST	BL	PTS	AVG	HI
HOU - 1	4	9	2-4	.500	0-0	.000	0-0	.000	0	1	1	0	3-0	1	0	4	1.0	2

## Caldwell Jones #27

Albany State [GA] '73 (2nd, 1973, Philadelphia, 32nd)

Born Aug. 4, 1950 in McGehee, AR; 6-foot-11, 225 pounds (brother of Charles and Major Jones). With Rockets: 1982-84; also played for San Diego (ABA) 1973-76; Kentucky (ABA) 1975-76; St. Louis (ABA) 1975-76; Philadelphia 1976-82; Chicago 1984-85; Portland 1985-89; San Antonio 1989-90; assistant coach Portland 2002-03

Seasons	G	MIN	FGM-A	PCT	3FTM-A	PCT	FTM-A	PCT	OFF	DEF	TOT	AST	PF-D	ST	BL	PTS	AVG	HI
HOU - 2	163	4946	625-1310	.477	1-5	.200	326-402	.811	390	860	1250	294	613-9	92	211	1577	9.7	29

## Charles Jones #27

Albany State [GA] '79 (8th, 1979, Phoenix, 165th)

Born April 3, 1957 in McGehee, AR; 6-foot-9, 235 pounds (brother of Caldwell and Major Jones). With Rockets: 1994-98; also played for Philadelphia 1983-84; Chicago 1984-85; Washington 1984-93; Detroit 1993-94

Seasons	G	MIN	FGM-A	PCT	3FTM-A	PCT	FTM-A	PCT	OFF	DEF	TOT	AST	PF-D	ST	BL	PTS	AVG	HI
HOU - 4	85	553	16-37	.432	0-0	.000	6-17	.353	47	71	118	20	82-0	8	35	38	0.4	3
Playoffs																		
HOU - 4	27	258	5-14	.357	0-1	.000	6-14	.429	13	35	48	2	59-0	4	10	16	0.6	6

## Dwight Jones #13

Houston '73 (1st, 1973, Atlanta, 9th)

Born Feb. 27, 1952 in Houston, TX; 6-foot-10, 210 pounds. With Rockets: 1976-80; also played for Atlanta 1973-76; Chicago 1979-83; L.A. Lakers 1982-83

Seasons	G	MIN	FGM-A	PCT	3FTM-A	PCT	FTM-A	PCT	OFF	DEF	TOT	AST	PF-D	ST	BL	PTS	AVG	HI
HOU - 4	258	5208	744-1629	.457	0-0	.000	405-527	.769	454	871	1325	225	692-4	153	89	1893	7.4	25
Playoffs																		
HOU - 2	14	279	35-76	.461	0-0	.000	24-29	.828	17	46	63	18	35-2	9	7	94	6.7	18

# Rockets All-Time Roster

## Major Jones #11

Albany State [GA] '76 (2nd, 1976, Portland, 20th)

Born July 9, 1953 in McGehee, AR; 6-foot-9, 225 pounds (brother of Caldwell and Charles Jones). With Rockets: 1979-84; also played for New York (ABA) 1977-78; Detroit 1984-85

Seasons	G	MIN	FGM-A	PCT	3FTM-A	PCT	FTM-A	PCT	Rebounds			AST	PF-D	ST	BL	PTS	AVG	HI
									OFF	DEF	TOT							
HOU - 5	327	4645	630-1298	.485	1-9	.111	253-437	.579	470	725	1195	200	565-0	124	155	1514	4.6	21
Playoffs																		
HOU - 2	18	158	21-39	.539	0-0	.000	8-14	.571	15	25	40	9	23-0	3	4	50	2.8	11

## Nick Jones #12

Oregon '67 (3rd, 1967, ROCKETS, 31st)

Born March 28, 1945; 6-foot-2, 190 pounds. With Rockets: 1967-68; also played for Dallas (ABA) 1968-69, 1972-73; Miami (ABA) 1968-69; San Francisco/Golden State 1970-72

Seasons	G	MIN	FGM-A	PCT	3FTM-A	PCT	FTM-A	PCT	Rebounds			AST	PF-D	ST	BL	PTS	AVG	HI
									OFF	DEF	TOT							
SD - 1	42	603	86-232	.371	-	-	55-69	.797	-	-	67	89	84-0	-	-	227	5.4	15

## Robin Jones #34

St. Louis '75 (Signed Free Agent, Portland; Oct., 1976)

Born Feb. 2, 1954 in St. Louis, MO; 6-foot-9, 225 pounds. With Rockets: 1977-78; also played for Portland 1976-77

Seasons	G	MIN	FGM-A	PCT	3FTM-A	PCT	FTM-A	PCT	Rebounds			AST	PF-D	ST	BL	PTS	AVG	HI
									OFF	DEF	TOT							
HOU - 1	12	66	11-20	.550	-	-	4-10	.400	5	9	14	2	16-0	1	1	26	2.2	6

## Eugene "Goo" Kennedy #30

Texas Christian '71 (9th, 1971, Portland, 139th)

Born Aug. 23, 1949 in Charlotte, NC; 6-foot-5, 215 pounds. With Rockets: 1976-77; also played for Dallas (ABA) 1971-73; San Antonio (ABA) 1973-74; St. Louis (ABA) 1974-75; Utah (ABA) 1975-76

Seasons	G	MIN	FGM-A	PCT	3FTM-A	PCT	FTM-A	PCT	Rebounds			AST	PF-D	ST	BL	PTS	AVG	HI
									OFF	DEF	TOT							
HOU - 1	32	277	31-58	.534	-	-	3-8	.375	14	37	51	6	45-1	7	5	65	2.0	10
Playoffs																		
HOU - 1	6	35	5-10	.500	-	-	2-2	1.000	4	8	12	0	6-0	0	0	12	2.0	6

## Toby Kimball #7

Connecticut '65 (3rd, 1965, Boston, 20th)

Born Sept. 7, 1942 in Framingham, MS; 6-foot-8, 225 pounds. With Rockets: 1967-71; also played for Boston 1966-67; Milwaukee 1971-72; Kansas City 1972-73; Philadelphia 1973-74; New Orleans 1974-75

Seasons	G	MIN	FGM-A	PCT	3FTM-A	PCT	FTM-A	PCT	Rebounds			AST	PF-D	ST	BL	PTS	AVG	HI
									OFF	DEF	TOT							
SD - 4	314	6921	922-2226	.414	-	-	456-849	.537	-	-	2643	394	804-11	-	-	2300	7.3	23
Playoffs																		
SD - 1	6	197	23-53	.434	-	-	13-25	.520	-	-	74	4	17-0	-	-	59	9.8	16

## Brandin Knight #10

Pittsburgh '03 (Signed Free Agent, ROCKETS; Jan. 16, 2005)

Born Dec. 16, 1981 in Livingston, NJ; 6-foot, 190 pounds. With Rockets: 2004-05

Seasons	G	MIN	FGM-A	PCT	3FTM-A	PCT	FTM-A	PCT	Rebounds			AST	PF-D	ST	BL	PTS	AVG	HI
									OFF	DEF	TOT							
HOU - 1	1	3	0-1	.000	0-0	.000	0-0	.000	0	0	0	1	0-0	0	0	0	0.0	0

## Don Kojis #44

Marquette '61 (2nd, 1961, Chicago, 21st)

Born July 15, 1939 in Milwaukee, WI; 6-foot-6, 202 pounds. With Rockets: 1967-70; also played for Baltimore 1963-64; Detroit 1964-66; Chicago 1966-67; Seattle 1970-72; Kansas City 1972-75; Co-Founder of Whispering Winds Catholic Camp and Conference Center (Julian, CA)

Seasons	G	MIN	FGM-A	PCT	3FTM-A	PCT	FTM-A	PCT	Rebounds			AST	PF-D	ST	BL	PTS	AVG	HI
									OFF	DEF	TOT							
SD - 3	206	7256	1555-3527	.441	-	-	927-1250	.742	-	-	1874	468	697-12	-	-	4037	19.6	42
Playoffs																		
SD - 1	6	232	48-109	.440	-	-	25-31	.806	-	-	51	21	22-1	-	-	121	20.2	26

## Kevin Kunnert #20, #44

Iowa '73 (1st, 1973, Chicago, 12th)

Born Nov. 11, 1951 in Dubuque, IA; 7-foot, 231 pounds. With Rockets: 1973-78; also played for Buffalo 1973-74; San Diego 1978-79; Portland 1979-82

Seasons	G	MIN	FGM-A	PCT	3FTM-A	PCT	FTM-A	PCT	Rebounds			AST	PF-D	ST	BL	PTS	AVG	HI
									OFF	DEF	TOT							
HOU - 5	341	8699	1568-3271	.479	-	-	414-603	.687	993	1898	2891	532	1282-47	175	413	3550	10.4	31
Playoffs																		
HOU - 2	20	572	86-185	.465	-	-	29-49	.592	59	108	167	26	88-3	6	21	201	10.1	21

## C.J. Kupec #25

Michigan '75 (4th, 1975, L.A. Lakers, 56th)

Born Jan. 16, 1953 in Oaklawn, IL; 6-foot-8, 220 pounds. With Rockets: 1977-78; also played for L.A. Lakers 1975-77

Seasons	G	MIN	FGM-A	PCT	3FTM-A	PCT	FTM-A	PCT	Rebounds			AST	PF-D	ST	BL	PTS	AVG	HI
									OFF	DEF	TOT							
HOU - 1	49	626	84-197	.426	-	-	27-33	.818	27	64	91	50	54-0	10	3	195	4.0	14

# Rockets All-Time Roster

## Maciej Lampe #30

Poland '03 (2nd, 2003, New York, 30th)

Born Feb. 5, 1985 in Lodz, Poland; 6-foot-11, 275 pounds. With Rockets: 2005-06; also played for Phoenix 2003-05; New Orleans/Oklahoma City 2004-06

Seasons	G	MIN	FGM-A	PCT	3FTM-A	PCT	FTM-A	PCT	OFF	DEF	TOT	AST	PF-D	ST	BL	PTS	AVG	HI
HOU - 1	4	12	2-7	.286	0-0	.000	6-2	.000	3	2	5	0	0-0	0	0	4	1.0	2

## CARL LANDRY #14

Purdue '07 (2nd, 2007, Seattle, 31st)

Born Sept. 19, 1983 in Milwaukee, WI; 6-foot-9, 248 pounds. With Rockets: 2007-10; also played for Sacramento 2009-11, New Orleans 2010-12

Seasons	G	MIN	FGM-A	PCT	3FTM-A	PCT	FTM-A	PCT	OFF	DEF	TOT	AST	PF-D	ST	BL	PTS	AVG	HI
HOU - 3	163	3593	677-1189	.569	1-4	.250	464-582	.797	342	494	836	100	410-3	71	84	1819	11.2	31
Playoffs	19	346	50-96	.521	0-2	.000	31-49	.633	31	48	79	3	35-0	11	8	131	6.9	21

## Dan Langhi #14

Vanderbilt '00 (2nd, 2000, Dallas, 31st)

Born Nov. 28, 1977 in Chicago, IL; 6-foot-11, 220 pounds. With Rockets: 2000-02; also played for Phoenix 2002-03; Golden State 2003-04; Milwaukee 2003-04

Seasons	G	MIN	FGM-A	PCT	3FTM-A	PCT	FTM-A	PCT	OFF	DEF	TOT	AST	PF-D	ST	BL	PTS	AVG	HI
HOU - 2	67	675	86-224	.384	1-5	.200	24-40	.600	35	73	108	18	41-0	15	6	197	2.9	17

## Stu Lantz #22

Nebraska '68 (3rd, 1968, ROCKETS, 23rd)

Born Jan 13, 1946 in Uniontown, PA; 6-foot-3, 175 pounds. With Rockets: 1968-72; also played for Detroit 1972-74; New Orleans 1974; L.A. Lakers 1974-76; analyst for L.A. Lakers broadcasts

Seasons	G	MIN	FGM-A	PCT	3FTM-A	PCT	FTM-A	PCT	OFF	DEF	TOT	AST	PF-D	ST	BL	PTS	AVG	HI
SD/HOU - 4	318	10048	1817-4093	.444	-	-	1313-1634	.804	-	-	1242	1067	857-7	-	-	4947	15.6	43
Playoffs	6	208	30-69	.435	-	-	21-27	.778	-	-	21	10	22-0	-	-	81	13.5	23

## Allen Leavell #30

Oklahoma City '79 (5th, 1979, ROCKETS, 104th)

Born May 27, 1957 in Muncie, IN; 6-foot-2, 190 pounds. With Rockets: 1979-89

Seasons	G	MIN	FGM-A	PCT	3FTM-A	PCT	FTM-A	PCT	OFF	DEF	TOT	AST	PF-D	ST	BL	PTS	AVG	HI
HOU - 10	700	16248	2549-5666	.450	141-603	.234	1445-1733	.834	294	870	1164	3339	1489-9	929	120	6684	9.9	42
Playoffs	63	1072	138-377	.366	13-44	.296	113-131	.863	18	62	80	203	109-2	57	8	402	6.4	28

## COURTNEY LEE #5

Western Kentucky '08 (1st, 2008, Orlando, 22nd)

Born Oct. 3, 1985 in Indianapolis, IN; 6-foot-5, 200 pounds. With Rockets: 2010-12; also played for Orlando 2008-09, New Jersey 2009-10

Seasons	G	MIN	FGM-A	PCT	3FTM-A	PCT	FTM-A	PCT	OFF	DEF	TOT	AST	PF-D	ST	BL	PTS	AVG	HI
HOU - 2	139	3480	504-1156	.436	158-391	.404	166-206	.806	77	291	368	188	208-1	126	40	1332	9.6	25

## Randy Livingston #3

Louisiana State '96 (2nd, 1996, ROCKETS, 42nd)

Born April 2, 1975 in New Orleans, LA; 6-foot-4, 209 pounds. With Rockets: 1996-97; also played for Atlanta 1997-98; Phoenix 1998-2000; Golden State 2000-01; Seattle 2001-02, 2006-07; New Orleans 2002-03; L.A. Clippers 2003-04; Utah 2004-05; Chicago 2005-06; associate head coach Idaho (D-League) 2008-09; assistant coach Maine (D-League) 2009-10; head coach Idaho (D-League) 2010-12

Seasons	G	MIN	FGM-A	PCT	3FTM-A	PCT	FTM-A	PCT	OFF	DEF	TOT	AST	PF-D	ST	BL	PTS	AVG	HI
HOU - 1	64	981	100-229	.437	9-22	.409	42-65	.646	32	62	94	155	107-0	39	12	251	3.9	12
Playoffs	2	15	1-4	.250	1-1	1.000	0-0	.000	0	0	0	4	1-0	1	0	3	1.5	3

## Lewis Lloyd #32

Drake '81 (4th, 1981, Golden State, 76th)

Born Feb. 22, 1959 in Philadelphia, PA; 6-foot-6, 205 pounds. With Rockets: 1983-87, 1989-90; also played for Golden State 1981-83; Philadelphia 1989-90

Seasons	G	MIN	FGM-A	PCT	3FTM-A	PCT	FTM-A	PCT	OFF	DEF	TOT	AST	PF-D	ST	BL	PTS	AVG	HI
HOU - 5	297	7951	1853-3531	.525	9-43	.209	669-856	.782	402	514	916	1002	701-5	299	101	4384	14.8	38
Playoffs	25	763	154-318	.484	2-5	.400	57-72	.792	49	46	95	111	59-0	23	14	367	14.7	28

## KYLE LOWRY #7

Villanova '06 (1st, 2006, Memphis, 24th)

Born March 25, 1986 in Philadelphia, PA; 6-foot, 205 pounds. With Rockets: 2008-12; also played for Memphis 2006-09

Seasons	G	MIN	FGM-A	PCT	3FTM-A	PCT	FTM-A	PCT	OFF	DEF	TOT	AST	PF-D	ST	BL	PTS	AVG	HI
HOU - 4	218	6332	816-1948	.419	253-719	.352	630-774	.814	230	617	847	1212	570-0	256	55	2515	11.5	36
Playoffs	13	254	21-63	.333	4-16	.250	23-31	.742	8	30	38	32	23-0	12	1	69	5.3	12



# Rockets All-Time Roster

## John Lucas Jr. #15, #5, #10

## Maryland '76 (1st, 1976, ROCKETS, 1st)

Born Oct. 31, 1953 in Durham, NC; 6-foot-3, 185 pounds. With Rockets: 1976-78, 1984-86, 1989-90; also played for Golden State 1978-81; Washington 1981-83; San Antonio 1983-84; Milwaukee 1986-88; Seattle 1988-89; head coach San Antonio 1992-94; head coach Philadelphia 1994-96; assistant coach Denver 1998-2000; head coach Cleveland 2001-03; assistant coach L.A. Clippers 2009-10; founder of STAND and John Lucas Aftercare Programs; father of John Lucas III

Seasons	G	MIN	FGM-A	PCT	3FTM-A	PCT	— Rebounds —			AST	PF-D	ST	BL	PTS	AVG	HI		
							OFF	DEF	TOT									
HOU - 5	325	9680	1480-3316	.446	92-299	.308	704-903	.780	179	613	792	2358	643-1	469	37	3756	11.6	31
Playoffs																		
HOU - 2	17	582	101-219	.461	2-14	.143	40-56	.714	11	43	54	110	47-1	30	4	244	14.4	24

## JOHN LUCAS III #15

## Oklahoma State '05 (Signed Free Agent, ROCKETS; Dec. 29, 2005)

Born Nov. 21, 1982 in Washington, DC; 5-foot-11, 165 pounds. With Rockets: 2005-07; also with Oklahoma City 2008-09; Chicago 2010-12; son of former Rockets player John Lucas Jr.

Seasons	G	MIN	FGM-A	PCT	3FTM-A	PCT	FTM-A	PCT	— Rebounds —			AST	PF-D	ST	BL	PTS	AVG	HI
									OFF	DEF	TOT							
HOU - 2	60	490	76-192	.396	17-68	.250	15-19	.789	11	30	41	45	44-0	22	0	184	3.1	13
Playoffs																		
HOU - 1	2	8	0-1	.000	0-1	.000	0-0	.000	0	0	0	0	0-0	1	0	0	0.0	0

## Tyronn Lue #10

## Nebraska '98 (1st, 1998, Denver, 23rd)

Born May 3, 1977 in Mexico, MO; 6-foot, 178 pounds. With Rockets: 2004-05; also played for L.A. Lakers 1998-2001; Washington 2001-03; Orlando 2003-04, 2008-09; Atlanta 2004-08; Dallas 2007-08; Milwaukee 2008-09; assistant coach Boston 2011-13

Seasons	G	MIN	FGM-A	PCT	3FTM-A	PCT	FTM-A	PCT	— Rebounds —			AST	PF-D	ST	BL	PTS	AVG	HI
									OFF	DEF	TOT							
HOU - 1	21	479	48-122	.393	15-45	.333	14-18	.778	0	40	40	58	48-0	8	0	125	6.0	15

## Sam Mack #4, #5, #7

## Houston '92 (Signed Free Agent, San Antonio; Sept. 25, 1992)

Born May 26, 1970 in Chicago, NY; 6-foot-7, 200 pounds. With Rockets: 1995-97, 1998-99; also played for San Antonio 1993-94; Vancouver 1997-98; Golden State 1999-2000; Miami 2001-02

Seasons	G	MIN	FGM-A	PCT	3FTM-A	PCT	FTM-A	PCT	— Rebounds —			AST	PF-D	ST	BL	PTS	AVG	HI
									OFF	DEF	TOT							
HOU - 3	108	2278	307-721	.426	146-388	.376	97-116	.836	45	201	246	169	183-0	66	18	857	7.9	38
Playoffs																		
HOU - 2	10	170	18-53	.340	12-35	.343	14-20	.700	1	17	18	8	12-0	5	0	62	6.2	20

## Tito Maddox #6

## Fresno State '02 (2nd, 2002, ROCKETS, 38th)

Born June 7, 1981 in Compton, CA; 6-foot-4, 190 pounds. With Rockets: 2002-03

Seasons	G	MIN	FGM-A	PCT	3FTM-A	PCT	FTM-A	PCT	— Rebounds —			AST	PF-D	ST	BL	PTS	AVG	HI
									OFF	DEF	TOT							
HOU - 1	9	35	3-12	.250	0-3	.000	5-8	.625	1	6	7	5	4-0	3	1	11	1.2	5

## Moses Malone #21, #24

## Petersburg [VA] H.S. '74 (3rd, 1974, Utah Stars [ABA], 22nd)

Born March 23, 1955 in Petersburg, VA; 6-foot-10, 255 pounds. With Rockets: 1976-82 (#24 retired); also played for Utah (ABA) 1974-75; St. Louis (ABA) 1975-76; Buffalo 1976-77; Philadelphia 1982-86, 1993-94; Washington 1986-88; Atlanta 1988-91; Milwaukee 1991-93; San Antonio 1994-95; inducted into the Basketball Hall of Fame (2001); assistant coach Philadelphia 2006-07

Seasons	G	MIN	FGM-A	PCT	3FTM-A	PCT	FTM-A	PCT	— Rebounds —			AST	PF-D	ST	BL	PTS	AVG	HI
HOU - 6	464	17780	4047-7879	.514	1-15	.067	3024-4108	.736	OFF 3009	DEF 3950	TOT 6959	697	1317-5	433	758	11119	24.0	53
Playoffs																		
HOU - 5	45	1962	409-840	.487	0-3	.000	271-375	.723	304	393	697	61	127-0	33	81	1089	24.2	42

## Matt Maloney #12

## Pennsylvania '95 (Signed Free Agent, ROCKETS; Oct. 1, 1996)

Born Dec. 6, 1971 in Silver Springs, MD; 6-foot-3, 200 pounds. With Rockets: 1996-99; also played for Chicago 1999-2000; Atlanta 2000-01, 2002-03

Seasons	G	MIN	FGM-A	PCT	3FTM-A	PCT	— Rebounds —						AST	PF-D	ST	BL	PTS	AVG	HI
							OFF	DEF	TOT	FTM-A	PCT								
HOU - 3	175	4789	515-1229	.419	281-742	.379	146-182	.802	37	275	312	543	231-0	148	6	1457	8.3	24	
Playoffs																			
HOU - 2	21	691	71-183	.388	48-128	.375	22-30	.733	1	26	27	68	42-0	12	5	212	10.1	26	

## Jack Marin #24

## Duke '66 (1st, 1966, Baltimore, 5th)

Born Oct. 12, 1944 in Sharon, PA; 6-foot-6, 210 pounds. With Rockets: 1972-74; also played for Baltimore 1966-72; Buffalo 1973-76; Chicago 1975-77

Seasons	G	MIN	FGM-A	PCT	3FTM-A	PCT	FTM-A	PCT	— Rebounds —			AST	PF-D	ST	BL	PTS	AVG	HI
									OFF	DEF	TOT							
HOU - 2	128	4121	834-1777	.469	-	-	330-390	.846	-	-	605	412	367.6	-	-	1998	15.6	35

## KEVIN MARTIN #12

## Western Carolina '04 (1st, 2004, Sacramento, 26th)

Born Feb. 1, 1983 in Zanesville, OH; 6-foot-7, 185 pounds. With Rockets: 2009-12; also played for Sacramento 2004-10

Seasons	G	MIN	FGM-A	PCT	3FTM-A	PCT	FTM-A	PCT	— Rebounds —			AST	PF-D	ST	BL	PTS	AVG	HI
									OFF	DEF	TOT							
HOU - 3	144	4726	929-2158	.430	285-784	.364	925-1033	.895	50	384	434	362	270-1	131	20	3068	21.3	45

# Rockets All-Time Roster

## Tony Massenburg #44

Born July 13, 1967 in Sussex, VA; 6-foot-9, 250 pounds. With Rockets: 1999-2000; also played for San Antonio 1990-92, 2004-05; Charlotte 1991-92; Boston 1991-92; Golden State 1991-92; L.A. Clippers 1994-95; Toronto 1995-96; Philadelphia 1995-96; New Jersey 1996-97; Vancouver/Memphis 1997-99, 2000-02; Utah 2002-03; Sacramento 2003-04

Seasons	G	MIN	FGM-A	PCT	3FTM-A	PCT	FTM-A	PCT	— Rebounds —			AST	PF-D	ST	BL	PTS	AVG	HI
									OFF	DEF	TOT							
HOU - 1	10	109	16-36	.444	0-0	.000	14-16	.875	7	20	27	3	13-0	2	5	46	4.6	8

## Cedric Maxwell #18

Born Nov. 21, 1955 in Kinston, NC; 6-foot-8, 225 pounds. With Rockets: 1986-88; also played for Boston 1977-85; L.A. Clippers 1985-87; analyst for Boston radio broadcasts

Seasons	G	MIN	FGM-A	PCT	3FTM-A	PCT	FTM-A	PCT	— Rebounds —			AST	PF-D	ST	BL	PTS	AVG	HI
									OFF	DEF	TOT							
HOU - 2	117	1684	183-359	.510	0-3	.000	236-306	.771	146	217	363	135	151-0	35	17	602	5.2	23
Playoffs																		
HOU - 2	14	192	19-36	.528	0-1	.000	26-35	.743	12	22	34	18	18-1	4	0	64	4.6	15

## Vernon Maxwell #11

Born on Sept. 12, 1965 in Gainesville, FL; 6-foot-5, 190 pounds. With Rockets: 1989-95; also played for San Antonio 1988-90, 1996-97; Philadelphia 1995-96, 2000-2001; Orlando 1997-98; Charlotte 1997-98; Sacramento 1998-99; Seattle 1999-2000; Dallas 2000-01

Seasons	G	MIN	FGM-A	PCT	3FTM-A	PCT	FTM-A	PCT	— Rebounds —			AST	PF-D	ST	BL	PTS	AVG	HI
									OFF	DEF	TOT							
HOU - 6	402	13299	2183-5395	.405	730-2241	.326	906-1242	.729	182	1000	1182	1730	872-7	559	89	6002	14.9	51
Playoffs																		
HOU - 5	40	1476	219-575	.381	73-239	.305	71-102	.696	21	105	126	155	93-1	38	5	582	14.6	34

## Tim McCormick #40

Born March 10, 1962 in Detroit, MI; 7-foot, 240 pounds. With Rockets: 1988-90; also played for Seattle 1984-86; Philadelphia 1986-87; New Jersey 1988; Atlanta 1990-91; New York 1991-93

Seasons	G	MIN	FGM-A	PCT	3FTM-A	PCT	FTM-A	PCT	— Rebounds —			AST	PF-D	ST	BL	PTS	AVG	HI
									OFF	DEF	TOT							
HOU - 2	99	1373	179-380	.471	0-4	.000	97-148	.655	95	193	288	57	217-0	21	25	455	4.6	23
Playoffs																		
HOU - 2	7	74	8-16	.500	0-1	.000	9-11	.818	3	18	21	0	14-0	3	2	25	3.6	8

## Paul McCracken #4

Born Sept. 11, 1950 in New York, NY; 6-foot-4, 180 pounds. With Rockets: 1972-74; also played for Chicago 1976-77

Seasons	G	MIN	FGM-A	PCT	3FTM-A	PCT	FTM-A	PCT	— Rebounds —			AST	PF-D	ST	BL	PTS	AVG	HI
									OFF	DEF	TOT							
HOU - 2	28	318	45-93	.484	-	-	23-39	.590	-	-	57	19	35-0	-	-	113	4.0	14

## Rodney McCray #22

Born Aug. 29, 1961 in Mt. Vernon, NY; 6-foot-8, 235 pounds. With Rockets: 1983-88; also played for Sacramento 1988-90; Dallas 1990-92; Chicago 1992-93

Seasons	G	MIN	FGM-A	PCT	3FTM-A	PCT	FTM-A	PCT	— Rebounds —			AST	PF-D	ST	BL	PTS	AVG	HI
									OFF	DEF	TOT							
HOU - 5	405	13517	1940-3720	.522	1-26	.038	1178-1544	.763	955	1763	2718	1521	955-9	338	291	5059	12.5	28
Playoffs																		
HOU - 4	39	1611	196-368	.533	0-6	.000	109-147	.742	79	179	258	201	95-0	33	32	501	12.9	24

## Hank McDowell #8

Born Nov. 13, 1959 in Memphis, TN; 6-foot-9, 215 pounds. With Rockets: 1984-86; also played for Golden State 1981-83; Portland 1982-83; San Diego 1983-84; Milwaukee 1986-87; analyst for Memphis radio broadcasts

Seasons	G	MIN	FGM-A	PCT	3FTM-A	PCT	FTM-A	PCT	— Rebounds —			AST	PF-D	ST	BL	PTS	AVG	HI
									OFF	DEF	TOT							
HOU - 2	56	336	44-84	.524	0-2	.000	24-35	.686	19	52	71	15	47-0	4	8	112	2.0	8
Playoffs																		
HOU - 1	13	33	2-7	.286	0-0	.000	5-8	.625	4	4	8	2	6-0	0	0	9	0.7	4

## Jon McGlocklin #11

Born June 10, 1943 in Franklin, IN; 6-foot-5, 205 pounds. With Rockets: 1967-68; also played for Cincinnati 1965-67; Milwaukee 1968-76; analyst for Milwaukee broadcasts

Seasons	G	MIN	FGM-A	PCT	3FTM-A	PCT	FTM-A	PCT	— Rebounds —			AST	PF-D	ST	BL	PTS	AVG	HI
									OFF	DEF	TOT							
SD - 1	65	1876	316-757	.417	-	-	156-180	.867	-	-	199	178	117-0	-	-	788	12.1	28

## TRACY McGRADY #1, #3

Born May 24, 1979 in Bartow, FL; 6-foot-8, 223 pounds. With Rockets: 2004-10; also played for Toronto 1997-2000; Orlando 2000-04; New York 2009-10; Detroit 2010-11; Atlanta 2011-12

Seasons	G	MIN	FGM-A	PCT	3FTM-A	PCT	FTM-A	PCT	— Rebounds —			AST	PF-D	ST	BL	PTS	AVG	HI
									OFF	DEF	TOT							
HOU - 6	303	11133	2506-5962	.420	472-1464	.322	1404-1905	.737	235	1432	1667	1699	522-0	396	176	6888	22.7	48
Playoffs																		
HOU - 3	20	828	203-477	.426	31-106	.292	117-161	.727	24	118	142	139	40-0	25	21	554	27.7	40

## Maryland '90 (2nd, 1990, San Antonio, 43rd)

Born July 13, 1967 in Sussex, VA; 6-foot-9, 250 pounds. With Rockets: 1999-2000; also played for San Antonio 1990-92, 2004-05; Charlotte 1991-92; Boston 1991-92; Golden State 1991-92; L.A. Clippers 1994-95; Toronto 1995-96; Philadelphia 1995-96; New Jersey 1996-97; Vancouver/Memphis 1997-99, 2000-02; Utah 2002-03; Sacramento 2003-04

— Rebounds —			AST	PF-D	ST	BL	PTS	AVG	HI
OFF	DEF	TOT							
7	20	27	3	13-0	2	5	46	4.6	8

## North Carolina-Charlotte '77 (1st, 1977, Boston, 12th)

Born Nov. 21, 1955 in Kinston, NC; 6-foot-8, 225 pounds. With Rockets: 1986-88; also played for Boston 1977-85; L.A. Clippers 1985-87; analyst for Boston radio broadcasts

FTM-A	PCT	— Rebounds —			AST	PF-D	ST	BL	PTS	AVG	HI
		OFF	DEF	TOT							
236-306	.771	146	217	363	135	151-0	35	17	602	5.2	23
26-35	.743	12	22	34	18	18-1	4	0	64	4.6	15

## Florida '88 (2nd, 1988, Denver, 47th)

Born on Sept. 12, 1965 in Gainesville, FL; 6-foot-5, 190 pounds. With Rockets: 1989-95; also played for San Antonio 1988-90, 1996-97; Philadelphia 1995-96, 2000-2001; Orlando 1997-98; Charlotte 1997-98; Sacramento 1998-99; Seattle 1999-2000; Dallas 2000-01

— Rebounds —									
EF	TOT	AST	PF-D	ST	BL	PTS	AVG	HI	
000	1182	1730	872-7	559	89	6002	14.9	51	
105	126	155	93-1	38	5	582	14.6	34	

## Michigan '84 (1st, 1984, Cleveland, 12th)

Born March 10, 1962 in Detroit, MI; 7-foot, 240 pounds. With Rockets: 1988-90; also played for Seattle 1984-86; Philadelphia 1986-87; New Jersey 1988; Atlanta 1990-91; New York 1991-93

— Rebounds —									
FF	DEF	TOT	AST	PF-D	ST	BL	PTS	AVG	HI
95	193	288	57	217-0	21	25	455	4.6	23
3	18	21	0	14-0	3	2	25	3.6	8

## San Fernando Valley State '72 (Signed Free Agent; Jan. 28, 1973)

Born Sept. 11, 1950 in New York, NY; 6-foot-4, 180 pounds. With Rockets: 1972-74; also played for Chicago 1976-77

				— Rebounds —												
3FTM-A	PCT	FTM-A	PCT	OFF	DEF	TOT	AST	PF-D	ST	BL	PTS	AVG	HI			
-	-	23-39	.590	-	-	57	19	35-0	-	-	113	4.0	14			

## Louisville '83 (1st, 1983, ROCKETS, 3rd)

Born Aug. 29, 1961 in Mt. Vernon, NY; 6-foot-8, 235 pounds. With Rockets: 1983-88; also played for Sacramento 1988-90; Dallas 1990-92; Chicago 1992-93

Rebounds —									
F	DEF	TOT	AST	PF-D	ST	BL	PTS	AVG	HI
55	1763	2718	1521	955-9	338	291	5059	12.5	28
79	179	258	201	95-0	33	32	501	12.9	24

## Memphis State '81 (5th, 1981, Golden State, 102nd)

Born Nov. 13, 1959 in Memphis, TN; 6-foot-9, 215 pounds. With Rockets: 1984-86; also played for Golden State 1981-83; Portland 1982-83; San Diego 1983-84; Milwaukee 1986-87; analyst for Memphis radio broadcasts

TEAM	G	MIN	FGM-A	PCT	— Rebounds —			AST	PF-D	ST	BL	PTS	AVG	HI
					OFF	DEF	TOT							
HOU - 2	56	336	44-84	.524	19	52	71	15	47-0	4	8	112	2.0	8
Playoffs														
HOU - 1	13	33	2-7	.286	4	4	8	2	6-0	0	0	9	0.7	4

## Indiana '65 (3rd, 1965, Cincinnati, 23rd)

Born June 10, 1943 in Franklin, IN; 6-foot-5, 205 pounds. With Rockets: 1967-68; also played for Cincinnati 1965-67; Milwaukee 1968-76; analyst for Milwaukee broadcasts

Rebounds —									
DEF	TOT	AST	PF-D	ST	BL	PTS	AVG	HI	
-	199	178	117-0	-	-	788	12.1	28	

## Mt. Zion Christian Academy '97 (1st, 1997, Toronto, 9th)

Born May 24, 1979 in Bartow, FL; 6-foot-8, 223 pounds. With Rockets: 2004-10; also played for Toronto 1997-2000; Orlando 2000-04; New York 2009-10; Detroit 2010-11; Atlanta 2011-12

		— Rebounds —												
FTM-A	PCT	OFF	DEF	TOT	AST	PF-D	ST	BL	PTS	AVG	HI			
1404-1905	.737	235	1432	1667	1699	522-0	396	176	6888	22.7	48			
117-161	.727	24	118	142	139	40-0	25	21	554	27.7	40			

# Rockets All-Time Roster

## Stan McKenzie #40

New York '66 (11th, 1966, Baltimore, 94th)

Born Oct. 6, 1944 in Miami, FL; 6-foot-5, 205 pounds. With Rockets: 1972-74; also played for Baltimore 1967-68; Phoenix 1968-70; Portland 1970-73

Seasons	G	MIN	FGM-A	PCT	3FTM-A	PCT	FTM-A	PCT	— Rebounds —	AST	PF-D	ST	BL	PTS	AVG	HI
HOU - 2	37	299	42-107	.393	-	-	22-29	.759	OFF DEF TOT	21	45-0	-	-	106	2.9	12

## McCoy McLemore #18

Drake '64 (3rd, 1964, San Francisco, 25th)

Born April 3, 1942 in Houston, TX; deceased April 30, 2009; 6-foot-7, 235 pounds. With Rockets: 1971-72; also played for San Francisco 1964-66; Chicago 1966-68; Phoenix 1968-69; Detroit 1968-70; Cleveland 1970-71; Milwaukee 1970-72

Seasons	G	MIN	FGM-A	PCT	3FTM-A	PCT	FTM-A	PCT	— Rebounds —	AST	PF-D	ST	BL	PTS	AVG	HI
HOU - 1	17	147	19-43	.442	-	-	9-12	.750	OFF DEF TOT	10	15-1	-	-	47	2.8	10

## Eric McWilliams #22

Long Beach State '72 (3rd, 1972, ROCKETS, 37th)

Born April 18, 1950 in Denver, CO; 6-foot-8, 200 pounds. With Rockets: 1972-73

Seasons	G	MIN	FGM-A	PCT	3FTM-A	PCT	FTM-A	PCT	— Rebounds —	AST	PF-D	ST	BL	PTS	AVG	HI
HOU - 1	44	245	34-98	.347	-	-	18-37	.486	OFF DEF TOT	5	46-0	-	-	86	2.0	10

## Cliff Meely #25

Colorado '71 (1st, 1971, ROCKETS, 7th)

Born July 10, 1947 in Rosedale, MS; 6-foot-8, 215 pounds. With Rockets: 1971-76; also played for L.A. Lakers 1975-76

Seasons	G	MIN	FGM-A	PCT	3FTM-A	PCT	FTM-A	PCT	— Rebounds —	AST	PF-D	ST	BL	PTS	AVG	HI
HOU - 5	298	6190	1101-2636	.418	-	-	392-584	.671	OFF DEF TOT	389	899-25	83	102	2594	8.7	29

## POPS MENSAH-BONSU #21

George Washington '06 (Signed FA, Dallas; Aug. 3, 2006)

Born Sept. 7, 1983 in London England; 6-foot-9, 235 pounds. With Rockets: 2009-10; also played for Dallas 2006-07; San Antonio 2008-09; Toronto 2008-09, 2009-10; New Orleans 2010-11

Seasons	G	MIN	FGM-A	PCT	3FTM-A	PCT	FTM-A	PCT	— Rebounds —	AST	PF-D	ST	BL	PTS	AVG	HI
HOU - 1	4	13	1-4	.250	0-0	.000	3-6	.500	OFF DEF TOT	1	3-0	1	1	5	1.3	4

## Joe C. Meriweather #50

Southern Illinois '75 (1st, 1975, ROCKETS, 11th)

Born Oct. 26, 1953 in Phenix City, AL; 6-foot-10, 218 pounds. With Rockets: 1975-76; also played for Atlanta 1976-77; New Orleans 1977-79; New York 1978-80; Kansas City 1980-85

Seasons	G	MIN	FGM-A	PCT	3FTM-A	PCT	FTM-A	PCT	— Rebounds —	AST	PF-D	ST	BL	PTS	AVG	HI
HOU - 1	81	2042	338-684	.494	-	-	154-239	.644	OFF DEF TOT	82	219-4	36	120	830	10.2	29

## Larry Micheaux #40

Houston '83 (2nd, 1983, Chicago, 29th)

Born March 24, 1960 in Houston, TX; 6-foot-9, 220 pounds. With Rockets: 1984-85; also played for Kansas City 1983-84; Milwaukee 1984-85

Seasons	G	MIN	FGM-A	PCT	3FTM-A	PCT	FTM-A	PCT	— Rebounds —	AST	PF-D	ST	BL	PTS	AVG	HI
HOU - 1	39	394	74-122	.607	0-3	.000	17-26	.654	OFF DEF TOT	17	49-0	12	14	165	4.2	14
Playoffs																
HOU - 1	5	57	6-19	.316	0-1	.000	4-10	.400	12 9 21	0	8-0	0	2	16	3.2	9

## Anthony "Pig" Miller #2, #9

Michigan State '94 (2nd, 1994, Golden State, 39th)

Born Oct. 27, 1971 in Benton Harbor, MI; 6-foot-9, 255 pounds. With Rockets: 1998-2000, 2000-01; also played for L.A. Lakers 1994-96; Atlanta 1996-98, 2000-01, 2004-05; Philadelphia 2000-01

Seasons	G	MIN	FGM-A	PCT	3FTM-A	PCT	FTM-A	PCT	— Rebounds —	AST	PF-D	ST	BL	PTS	AVG	HI
HOU - 3	65	728	80-157	.510	0-1	.000	40-73	.548	OFF DEF TOT	23	103-1	18	15	200	3.1	19

## BRAD MILLER #52

Purdue '99 (Signed Free Agent, Charlotte; Jan. 21, 1999)

Born April 12, 1976 in Fort Wayne, IN; 7-foot, 261 pounds. With Rockets: 2010-11; also played for Charlotte 1998-2000; Chicago 2000-02, 2008-10; Indiana 2001-03; Sacramento 2003-09; Minnesota 2011-12

Seasons	G	MIN	FGM-A	PCT	3FTM-A	PCT	FTM-A	PCT	— Rebounds —	AST	PF-D	ST	BL	PTS	AVG	HI
HOU - 1	60	1015	132-296	.446	40-107	.374	78-94	.830	OFF DEF TOT	145	98-0	28	21	382	6.4	23

## Dirk Minniefeld #10

Kentucky '83 (2nd, 1983, Dallas, 33rd)

Born Jan. 17, 1961 in Lexington, KY; 6-foot-3, 180 pounds. With Rockets: 1986-87; also played for Cleveland 1985-87; Golden State 1987-88; Boston 1987-88

Seasons	G	MIN	FGM-A	PCT	3FTM-A	PCT	FTM-A	PCT	— Rebounds —	AST	PF-D	ST	BL	PTS	AVG	HI
HOU - 1	63	1478	205-440	.466	11-34	.324	61-86	.709	OFF DEF TOT	335	166-2	66	6	482	7.7	20
Playoffs																
HOU - 1	8	27	4-8	.500	0-1	.000	6-6	1.000	2 0 2	2	8-0	1	0	14	1.8	10

# Rockets All-Time Roster

## Cuttino Mobley #5

Rhode Island '98 (2nd, 1998, ROCKETS, 41st)

Born Sept. 1, 1974 in Philadelphia, PA; 6-foot-4, 190 pounds. With Rockets: 1998-2004; also played for Orlando 2004-05; Sacramento 2004-05; L.A. Clippers 2005-09; also with New York 2008-09

Seasons	G	MIN	FGM-A	PCT	3FTM-A	PCT	FTM-A	PCT	OFF	Rebounds DEF	TOT	AST	PF-D	ST	BL	PTS	AVG	HI
HOU - 5	436	16343	2654-6141	.432	672-1807	.372	1468-1750	.839	337	1424	1761	1177	991-4	526	187	7448	17.1	41
Playoffs																		
HOU - 2	9	304	36-90	.400	10-28	.357	18-21	.857	5	23	28	25	25-0	5	3	100	11.1	21

## Larry Moffett #41

UNLV '77 (2nd, 1977, ROCKETS, 34th)

Born Nov. 5, 1954 in Mobile, AL; 6-foot-9, 210 pounds. With Rockets: 1977-78

Seasons	G	MIN	FGM-A	PCT	3FTM-A	PCT	FTM-A	PCT	OFF	Rebounds DEF	TOT	AST	PF-D	ST	BL	PTS	AVG	HI
HOU - 1	20	110	5-17	.294	-	-	6-10	.600	10	11	21	7	16-0	2	2	16	0.8	6

## Paul Mokeski #54

Kansas '79 (2nd, 1979, ROCKETS, 42nd)

Born Jan. 3, 1957 in Spokane, WA; 7-foot, 255 pounds. With Rockets: 1979-80; also played for Detroit 1980-82; Cleveland 1981-83, 1989-90; Milwaukee 1982-89; Golden State 1990-91; assistant coach Quad City (CBA) 1992-94; head coach Connecticut/Hartford (CBA) 1993-95; head coach Connecticut (USBL) 1996; player development/defense coach and advance scout Dallas 2001-06; assistant coach Fort Worth (D-League) 2006-07; assistant coach Charlotte 2007-08; assistant coach Anaheim (D-League) 2008-09; assistant coach Rio Grande Valley (D-League) 2009-11; head coach Reno (D-League) 2011-13

Seasons	G	MIN	FGM-A	PCT	3FTM-A	PCT	FTM-A	PCT	OFF	Rebounds DEF	TOT	AST	PF-D	ST	BL	PTS	AVG	HI
HOU - 1	12	113	11-33	.333	0-0	.000	7-9	.778	14	15	29	2	24-0	1	6	29	2.4	6

## Otto Moore #20

Pan American '68 (1st, 1968, Detroit, 6th)

Born Aug. 27, 1946 in Miami, FL; 6-foot-11, 230 pounds. With Rockets: 1972-74; also played for Detroit 1968-71, 1974-75; Phoenix 1971-72; Kansas City 1973-74; New Orleans 1975-77

Seasons	G	MIN	FGM-A	PCT	3FTM-A	PCT	FTM-A	PCT	OFF	Rebounds DEF	TOT	AST	PF-D	ST	BL	PTS	AVG	HI
HOU - 2	95	3025	450-928	.485	-	-	131-219	.598	-	-	952	185	276-6	10	18	1031	10.9	30

## Tracy Moore #20, #9

Tulsa '88 (Signed Free Agent, Dallas; Jan. 17, 1992)

Born Dec. 28, 1965 in Oklahoma City, OK; 6-foot-4, 200 pounds. With Rockets: 1995-97; also played for Dallas 1991-93; Detroit 1993-94

Seasons	G	MIN	FGM-A	PCT	3FTM-A	PCT	FTM-A	PCT	OFF	Rebounds DEF	TOT	AST	PF-D	ST	BL	PTS	AVG	HI
HOU - 2	35	427	63-161	.391	24-73	.329	40-50	.800	21	27	48	26	35-0	7	0	190	5.4	20

## MARCUS MORRIS #2

Kansas '11 (1st, 2011, ROCKETS, 14th)

Born Sept. 2, 1989 in Philadelphia, PA; 6-foot-9, 235 pounds. With Rockets: 2011-12

Seasons	G	MIN	FGM-A	PCT	3FTM-A	PCT	FTM-A	PCT	OFF	Rebounds DEF	TOT	AST	PF-D	ST	BL	PTS	AVG	HI
HOU - 1	17	126	16-54	.296	2-17	.118	6-8	.750	5	11	16	3	12-0	2	2	40	2.4	8

## Terence Morris #44

Maryland '01 (2nd, 2001, Atlanta, 34th)

Born Jan. 11, 1979 in Frederick, MD; 6-foot-9, 221 pounds. With Rockets: 2001-03; also played for Orlando 2005-06

Seasons	G	MIN	FGM-A	PCT	3FTM-A	PCT	FTM-A	PCT	OFF	Rebounds DEF	TOT	AST	PF-D	ST	BL	PTS	AVG	HI
HOU - 2	117	1742	193-465	.415	22-110	.200	29-42	.690	117	222	339	89	107-1	29	44	437	3.7	17

## Calvin Murphy #23

Niagara '70 (2nd, 1970, ROCKETS, 18th)

Born May 9, 1948 in Norwalk, CT; 5-foot-9, 165 pounds. With Rockets: 1970-83 (#23 retired); inducted into Basketball Hall of Fame (1993); former analyst for Rockets broadcasts

Seasons	G	MIN	FGM-A	PCT	3FTM-A	PCT	FTM-A	PCT	OFF	Rebounds DEF	TOT	AST	PF-D	ST	BL	PTS	AVG	HI
SDI/HOU-13	1002	30607	7247-15030	.482	10-72	.139	3445-3864	.892	-	-	2103	4402	3250-53	1165	51	17949	17.9	57
Playoffs																		
HOU - 6	51	1660	388-817	.475	4-14	.286	165-177	.932	31	47	78	213	197-4	79	4	945	18.5	42

## Tracy Murray #31

UCLA '92 (1st, 1992, San Antonio, 18th)

Born July 25, 1971 in Los Angeles, CA; 6-foot-7, 228 pounds. With Rockets: 1994-95; also played for Portland 1992-95, 2003-04; Toronto 1995-96, 2000-02; Washington 1996-2000; Denver 2000-01; L.A. Lakers 2002-03

Seasons	G	MIN	FGM-A	PCT	3FTM-A	PCT	FTM-A	PCT	OFF	Rebounds DEF	TOT	AST	PF-D	ST	BL	PTS	AVG	HI
HOU - 1	25	203	32-60	.400	19-45	.422	5-8	.625	2	20	22	5	31-0	7	3	88	3.5	17

## Dikembe Mutombo #55

Georgetown '91 (1st, 1991, Denver, 4th)

Born June 25, 1966 in Kinshasa, Zaire, Africa; 7-foot-2, 260 pounds. With Rockets: 2004-09; also played for Denver 1991-96; Atlanta 1996-2001; Philadelphia 2000-02; New Jersey 2002-04; serves as an NBA Global Ambassador

Seasons	G	MIN	FGM-A	PCT	3FTM-A	PCT	FTM-A	PCT	OFF	Rebounds DEF	TOT	AST	PF-D	ST	BL	PTS	AVG	HI
HOU - 5	267	4171	291-558	.522	0-0	.000	273-375	.728	494	958	1452	32	485-1	66	293	855	3.2	15
Playoffs																		
HOU - 4	22	284	17-27	.630	0-0	.000	20-29	.690	27	67	94	5	35-0	4	23	54	2.5	8

# Rockets All-Time Roster

## Bostjan Nachbar #9

Born July 3, 1980 in Slovenj Gradec, Slovenia; 6-foot-9, 221 pounds. With Rockets: 2002-05; also played for New Orleans/Oklahoma City 2004-06; New Jersey 2005-08

Seasons	G	MIN	FGM-A	PCT	3FTM-A	PCT	FTM-A	PCT	Rebounds		AST	PF-D	ST	BL	PTS	AVG	HI
									OFF	DEF							
HOU - 3	75	797	73-206	.354	35-94	.372	35-51	.686	15	96	111	42	115-1	17	16	216	2.9
Playoffs																	
HOU - 1	6	42	4-9	.444	1-3	.333	5-5	1.000	1	5	6	2	9-0	1	0	14	2.3

## Chuck Nevitt #52

## North Carolina State '82 (3rd, 1982, ROCKETS, 63rd)

Born June 13, 1959 in Cortez, CO; 7-foot-5, 237 pounds. With Rockets: 1982-83, 1988-90; also played for L.A. Lakers 1984-86; Detroit 1985-88; Chicago 1991-92; San Antonio 1993-94

Seasons	G	MIN	FGM-A	PCT	3FTM-A	PCT	FTM-A	PCT	Rebounds		AST	PF-D	ST	BL	PTS	AVG	HI
									OFF	DEF							
HOU - 3	52	301	40-79	.506	0-0	.000	12-20	.600	23	61	84	4	68-1	6	42	92	1.8
Playoffs																	
HOU - 1	2	3	0-0	.000	0-0	.000	0-0	.000	0	1	1	0	0-0	0	0	0	0.0

## Mike Newlin #14

## Utah '71 (2nd, 1971, ROCKETS, 24th)

Born Jan. 2, 1949 in Portland, OR; 6-foot-4, 200 pounds. With Rockets: 1971-79; also played for New Jersey 1979-81; New York 1981-82; former analyst for Rockets broadcasts

Seasons	G	MIN	FGM-A	PCT	3FTM-A	PCT	FTM-A	PCT	Rebounds		AST	PF-D	ST	BL	PTS	AVG	HI
									OFF	DEF							
HOU - 8	604	17646	3191-6917	.461	-	-	2098-2428	.864	-	-	1920	2581	1916-31	467	42	8480	14.0
Playoffs																	
HOU - 3	22	682	135-270	.500	-	-	55-65	.846	21	52	73	103	72-1	28	1	325	14.8

## Martyn "Moochie" Norris #12, #25

## West Florida '96 (2nd, 1996, Milwaukee, 33rd)

Born July 27, 1973 in Washington, DC; 6-foot-1, 186 pounds. With Rockets: 1999-2004, 2004-06; also played for Vancouver 1996-97; Seattle 1998-99; New York 2003-05; New Orleans/Oklahoma City 2005-06

Seasons	G	MIN	FGM-A	PCT	3FTM-A	PCT	FTM-A	PCT	Rebounds		AST	PF-D	ST	BL	PTS	AVG	HI
									OFF	DEF							
HOU - 7	341	6461	694-1701	.408	92-325	.283	446-593	.752	182	557	739	1058	367-0	259	14	1926	5.6
Playoffs																	
HOU - 3	22	682	135-270	.500	-	-	55-65	.846	21	52	73	103	72-1	28	1	325	14.8

## STEVE NOVAK #20

## Marquette '06 (2nd, 2006, ROCKETS, 32nd)

Born June 13, 1983 in Libertyville, IL; 6-foot-10, 220 pounds. With Rockets: 2006-08; also played for L.A. Clippers 2008-10; Dallas 2010-11; San Antonio 2010-13; New York 2011-12

Seasons	G	MIN	FGM-A	PCT	3FTM-A	PCT	FTM-A	PCT	Rebounds		AST	PF-D	ST	BL	PTS	AVG	HI
									OFF	DEF							
HOU - 2	70	455	67-152	.441	47-110	.427	5-6	.833	8	53	61	12	38-0	7	3	186	2.7
Playoffs																	
HOU - 1	3	21	3-4	.750	2-3	.667	0-0	.000	1	1	2	0	2-0	0	1	8	2.7

## Charles Oakley #33

## Virginia Union '85 (1st, 1985, Cleveland, 9th)

Born Dec. 18, 1963 in Cleveland, OH; 6-foot-9, 245 pounds. With Rockets: 2003-04; also played for Chicago 1985-88, 2001-02; New York 1988-98; Toronto 1998-2001; Washington 2002-03; assistant coach Charlotte 2010-11

Seasons	G	MIN	FGM-A	PCT	3FTM-A	PCT	FTM-A	PCT	Rebounds		AST	PF-D	ST	BL	PTS	AVG	HI
									OFF	DEF							
HOU - 1	7	25	2-6	.333	0-0	.000	5-6	.833	0	5	5	2	8-0	0	0	9	1.3

## Hakeem Olajuwon #34

## Houston '84 (1st, 1984, ROCKETS, 1st)

Born Jan. 21, 1963 in Lagos, Nigeria; 7-foot, 250 pounds. With Rockets: 1984-2001 (#34 retired); also played for Toronto 2001-02; inducted into Basketball Hall of Fame (2008)

Seasons	G	MIN	FGM-A	PCT	3FTM-A	PCT	FTM-A	PCT	Rebounds		AST	PF-D	ST	BL	PTS	AVG	HI
									OFF	DEF							
HOU - 17	1177	42844	10555-20573	.513	25-122	.205	5376-7537	.713	3936	9446	13382	2992	4236-80	2088	3740	26511	22.5
Playoffs																	
HOU - 14	140	5663	1492-2825	.528	4-18	.222	739-1028	.719	462	1140	1602	456	553-5	238	468	3727	26.6

## Jawann Oldham #51

## Seattle '80 (2nd, 1980, Denver, 41st)

Born July 4, 1957 in Chicago, IL; 7-foot, 215 pounds. With Rockets: 1981-82; also played for Denver 1980-81; Chicago 1982-86; New York 1986-87; Sacramento 1987-88; Orlando 1989-90; L.A. Lakers 1989-90; Indiana 1990-91

Seasons	G	MIN	FGM-A	PCT	3FTM-A	PCT	FTM-A	PCT	Rebounds		AST	PF-D	ST	BL	PTS	AVG	HI
									OFF	DEF							
HOU - 1	22	124	13-36	.361	0-0	.000	8-14	.571	7	17	24	3	28-0	2	10	34	1.5

## Tom Owens #25

## South Carolina '71 (4th, 1971, ROCKETS, 58th)

Born June 28, 1949 in Bronx, NY; 6-foot-10, 220 pounds. With Rockets: 1976-77; also played for Memphis (ABA) 1971-72, 1974-75; Carolina (ABA) 1971-74; St. Louis (ABA) 1974-75; Kentucky (ABA) 1975-76; Indiana (ABA) 1975-76; San Antonio (ABA) 1975-76; Portland 1977-81; Indiana 1981-82; Detroit 1982-83

Seasons	G	MIN	FGM-A	PCT	3FTM-A	PCT	FTM-A	PCT	Rebounds		AST	PF-D	ST	BL	PTS	AVG	HI
									OFF	DEF							
HOU - 1	46	462	68-135	.504	-	-	52-76	.684	47	95	142	18	96-2	4	13	188	4.1
Playoffs																	
HOU - 1	3	7	0-1	.000	-	-	0-0	.000	0	2	2	0	1-0	1	0	0	0.0

# Rockets All-Time Roster

## Scott Padgett #35

Kentucky '99 (1st, 1999, Utah, 28th)

Born Apr. 19, 1976 in Louisville, KY; 6-foot-9, 240 pounds. With Rockets: 2003-05, 2006-07; also played for Utah 1999-2003; New Jersey 2005-06; Memphis 2006-07

Seasons	G	MIN	FGM-A	PCT	3FTM-A	PCT	FTM-A	PCT	OFF	DEF	TOT	AST	PF-D	ST	BL	PTS	AVG	HI
HOU - 3	148	1687	187-449	.416	86-220	.391	59-83	.711	104	265	369	86	225-0	49	26	519	3.5	22
Playoffs																		
HOU - 2	11	123	11-29	.379	6-15	.400	2-2	1.000	10	12	22	4	19-0	4	3	30	2.7	6

## CHANDLER PARSONS #25

Florida '11 (2nd, 2011, ROCKETS, 38th)

Born Oct. 25, 1988 in Casselberry, FL; 6-foot-9, 227 pounds. With Rockets: 2011-12

Seasons	G	MIN	FGM-A	PCT	3FTM-A	PCT	FTM-A	PCT	OFF	DEF	TOT	AST	PF-D	ST	BL	PTS	AVG	HI
HOU - 1	63	1804	248-549	.452	60-178	.337	43-78	.551	90	210	300	134	142-1	73	29	599	9.5	23

## PATRICK PATTERSON #54

Kentucky '10 (1st, 2010, ROCKETS, 14th)

Born March 14, 1989 in Washington, DC; 6-foot-9, 235 pounds. With Rockets: 2010-12

Seasons	G	MIN	FGM-A	PCT	3FTM-A	PCT	FTM-A	PCT	OFF	DEF	TOT	AST	PF-D	ST	BL	PTS	AVG	HI
HOU - 2	116	2351	374-778	.481	0-5	.000	70-99	.707	198	288	486	94	190-0	44	73	818	7.1	24

## Billy Paultz #5

St. John's '70 (7th, 1970, ROCKETS, 103rd)

Born July 30, 1948 in River Edge, NJ; 6-foot-11, 255 pounds. With Rockets: 1979-83; also played for New York (ABA) 1970-75; San Antonio (ABA) 1975-76; San Antonio 1976-80, 1982-83; Atlanta 1983-84; Utah 1984-85

Seasons	G	MIN	FGM-A	PCT	3FTM-A	PCT	FTM-A	PCT	OFF	DEF	TOT	AST	PF-D	ST	BL	PTS	AVG	HI
HOU - 4	240	4141	578-1235	.468	0-3	.000	178-357	.499	311	692	1003	273	462-1	77	145	1334	5.6	28
Playoffs																		
HOU - 3	31	882	127-295	.431	0-1	.000	37-58	.638	67	117	184	44	86-1	14	32	291	9.4	20

## Curtis Perry #54

S.W. Missouri State '70 (3rd, 1970, ROCKETS, 35th)

Born Sept. 13, 1948 in Washington, DC; 6-foot-7, 220 pounds. With Rockets: 1970-72; also played for Milwaukee 1971-74; Phoenix 1974-78

Seasons	G	MIN	FGM-A	PCT	3FTM-A	PCT	FTM-A	PCT	OFF	DEF	TOT	AST	PF-D	ST	BL	PTS	AVG	HI
SD/HOU - 2	43	455	59-163	.362	-	-	23-44	.523	-	-	152	27	69-0	-	-	141	3.3	11

## Jim Petersen #43

Minnesota '84 (3rd, 1984, ROCKETS, 51st)

Born Feb. 22, 1962 in Minneapolis, MN; 6-foot-10, 235 pounds. With Rockets: 1984-88; also played for Sacramento 1988-89; Golden State 1989-92; assistant coach Minnesota (WNBA) 2009-12; analyst for Minnesota telecasts

Seasons	G	MIN	FGM-A	PCT	3FTM-A	PCT	FTM-A	PCT	OFF	DEF	TOT	AST	PF-D	ST	BL	PTS	AVG	HI
HOU - 4	293	6574	901-1798	.501	1-13	.077	429-588	.730	515	1021	1536	347	827-11	131	228	2232	7.6	28
Playoffs																		
HOU - 4	37	671	85-183	.465	0-0	.000	42-63	.667	69	111	180	34	87-3	15	13	212	5.7	15

## Richard Petruska #3

UCLA '93 (2nd, 1993, ROCKETS, 46th)

Born Jan. 25, 1969 in Levice, Slovakia; 6-foot-10, 260 pounds. With Rockets: 1993-94

Seasons	G	MIN	FGM-A	PCT	3FTM-A	PCT	FTM-A	PCT	OFF	DEF	TOT	AST	PF-D	ST	BL	PTS	AVG	HI
HOU - 1	22	92	20-46	.435	7-15	.467	6-8	.750	9	22	31	1	15-0	2	3	53	2.4	12

## Eric Piatkowski #52

Nebraska '94 (1st, 1994, Indiana, 15th)

Born Sept. 30, 1970 in Steubenville, OH; 6-foot-7, 215 pounds. With Rockets: 2003-04; also played for L.A. Clippers 1994-2003; Chicago 2004-06; Phoenix 2006-08

Seasons	G	MIN	FGM-A	PCT	3FTM-A	PCT	FTM-A	PCT	OFF	DEF	TOT	AST	PF-D	ST	BL	PTS	AVG	HI
HOU - 1	49	703	72-191	.377	43-122	.352	14-16	.875	10	63	73	26	42-0	16	5	201	4.1	14
Playoffs																		
HOU - 1	1	4	0-1	.000	0-0	.000	0-0	.000	0	1	1	0	1-0	0	0	0	0.0	0

## Scottie Pippen #33

Central Arkansas '87 (1st, 1987, Seattle, 5th)

Born Sept. 25, 1965 in Hamburg, AR; 6-foot-7, 228 pounds. With Rockets: 1998-99; also played for Chicago 1987-98, 2003-04; Portland 1999-2003; inducted into Basketball Hall of Fame (2010)

Seasons	G	MIN	FGM-A	PCT	3FTM-A	PCT	FTM-A	PCT	OFF	DEF	TOT	AST	PF-D	ST	BL	PTS	AVG	HI
HOU - 1	50	2011	261-604	.432	72-212	.340	132-163	.721	63	260	323	293	118-0	98	37	726	14.5	31
Playoffs																		
HOU - 1	4	172	23-70	.329	6-22	.273	21-26	.808	20	27	47	22	12-0	7	3	73	18.3	37

# Rockets All-Time Roster

## JAMES POSEY #55

Xavier '99 (1st, 1999, Denver, 18th)

Born Jan. 13, 1977 in Cleveland, OH; 6-foot-8, 215 pounds. With Rockets: 2002-03; also played for Denver 1999-2003; Memphis 2003-05; Miami 2005-07; Boston 2007-08; New Orleans 2008-10; Indiana 2010-11

Seasons	G	MIN	FGM-A	PCT	3FTM-A	PCT	FTM-A	PCT	— OFF	— Rebounds — DEF	TOT	AST	PF-D	ST	BL	PTS	AVG	HI
HOU - 1	58	1646	188-428	.439	46-141	.326	119-144	.826	52	229	281	106	134-0	77	9	541	9.3	26

## Brent Price #20

Oklahoma '92 (2nd, 1992, Washington, 32nd)

Born Dec. 9, 1968 in Shawnee, OK; 6-foot-1, 185 pounds. With Rockets: 1996-99; also played for Washington 1992-96; Vancouver 1999-2001; Sacramento 2001-02

Seasons	G	MIN	FGM-A	PCT	3FTM-A	PCT	FTM-A	PCT	— OFF	— Rebounds — DEF	TOT	AST	PF-D	ST	BL	PTS	AVG	HI
HOU - 3	137	2528	272-622	.437	136-352	.386	144-180	.800	65	149	214	370	287-3	102	5	824	6.0	20
Playoffs																		
HOU - 2	9	173	17-39	.436	10-27	.370	8-9	.889	4	13	17	20	17-1	8	1	52	5.8	18

## Ed Ratleff #42

Long Beach State '73 (1st, 1973, ROCKETS, 6th)

Born March 29, 1950 in Bellefontaine, OH; 6-foot-6, 195 pounds. With Rockets: 1973-78

Seasons	G	MIN	FGM-A	PCT	3FTM-A	PCT	FTM-A	PCT	— OFF	— Rebounds — DEF	TOT	AST	PF-D	ST	BL	PTS	AVG	HI
HOU - 5	338	8433	1160-2554	.454	-	-	493-614	.803	465	898	1363	896	801-11	430	143	2813	8.3	33
Playoffs																		
HOU - 1	8	291	36-87	.414	-	-	17-20	.850	24	29	53	35	31-0	14	1	89	11.1	20

## Eldridge Recasner #3

Washington '90 (Signed Free Agent, Denver; March 3, 1995)

Born Dec. 14, 1967 in New Orleans, LA; 6-foot-3, 190 pounds. With Rockets: 1995-96; also played for Denver 1994-95; Atlanta 1996-98; Charlotte 1998-2002; L.A. Clippers 2001-02

Seasons	G	MIN	FGM-A	PCT	3FTM-A	PCT	FTM-A	PCT	— OFF	— Rebounds — DEF	TOT	AST	PF-D	ST	BL	PTS	AVG	HI
HOU - 1	63	1275	149-359	.415	81-191	.424	57-66	.864	31	113	144	170	111-1	23	5	436	6.9	21
Playoffs																		
HOU - 1	1	8	0-3	.000	0-1	.000	0-0	.000	0	1	1	2	0-0	0	0	0	0.0	0

## Robert Reid #50, #33

St. Mary's [TX] '77 (2nd, 1977, ROCKETS, 40th)

Born Aug. 30, 1955 in Atlanta, GA; 6-foot-8, 220 pounds. With Rockets: 1977-82, 1983-88; also played for Charlotte 1988-90; Portland 1989-90; Philadelphia 1990-91; head coach Yakima (CBA) 1991-93; assistant coach Washington 1993-94

Seasons	G	MIN	FGM-A	PCT	3FTM-A	PCT	FTM-A	PCT	— OFF	— Rebounds — DEF	TOT	AST	PF-D	ST	BL	PTS	AVG	HI
HOU - 10	762	21718	3747-8031	.467	76-270	.281	1253-1710	.733	1049	2657	3706	2253	2502-34	881	364	8823	11.6	32
Playoffs																		
HOU - 8	72	2699	427-974	.438	8-52	.154	157-217	.724	109	274	383	333	270-3	105	41	1019	14.2	33

## Rodrick Rhodes #1

Southern California '97 (1st, 1997, ROCKETS, 24th)

Born Sept. 24, 1973 in Jersey City, NJ; 6-foot-6, 225 pounds. With Rockets 1997-99; also played for Vancouver 1998-99; Dallas 1999-2000

Seasons	G	MIN	FGM-A	PCT	3FTM-A	PCT	FTM-A	PCT	— OFF	— Rebounds — DEF	TOT	AST	PF-D	ST	BL	PTS	AVG	HI
HOU - 10	61	1103	114-313	.364	2-8	.250	116-186	.624	30	44	74	111	130-0	63	10	346	5.7	16
Playoffs																		
HOU - 1	3	7	2-3	.667	0-0	.000	2-4	.500	0	1	1	0	0-0	1	0	6	2.0	4

## Glen Rice #41

Michigan '89 (1st, 1989, Miami, 4th)

Born May 28, 1967 in Flint, MI; 6-foot-8, 220 pounds. With Rockets: 2001-03; also played for Miami 1989-95; Charlotte 1995-98; L.A. Lakers 1998-2000; New York 2000-01; L.A. Clippers 2003-04

Seasons	G	MIN	FGM-A	PCT	3FTM-A	PCT	FTM-A	PCT	— OFF	— Rebounds — DEF	TOT	AST	PF-D	ST	BL	PTS	AVG	HI
HOU - 2	82	2138	261-624	.418	119-318	.374	87-113	.770	33	168	201	96	133-0	35	8	728	8.9	25

## Eric Riley #42

Michigan '93 (2nd, 1993, Dallas, 33rd)

Born June 2, 1970 in Cleveland, OH; 7-foot, 240 pounds. With Rockets: 1993-94; also played for L.A. Clippers 1994-95; Minnesota 1995-96; Dallas 1997-98; Boston 1998-99

Seasons	G	MIN	FGM-A	PCT	3FTM-A	PCT	FTM-A	PCT	— OFF	— Rebounds — DEF	TOT	AST	PF-D	ST	BL	PTS	AVG	HI
HOU - 1	47	219	34-70	.486	0-1	.000	20-37	.541	24	35	59	9	30-0	5	9	88	1.9	12

## Pat Riley #42

Kentucky '67 (1st, 1967, ROCKETS, 7th)

Born Mar. 20, 1945 in Rome, NY; 6-foot-4, 205 pounds. With Rockets: 1967-70 (first draft pick in franchise history); also played for L.A. Lakers 1970-76; Phoenix 1975-76; head coach L.A. Lakers 1981-90; head coach New York 1991-95; head coach Miami 1995-2003, 2005-08; President of the Miami Heat; inducted into Basketball Hall of Fame (2008)

Seasons	G	MIN	FGM-A	PCT	3FTM-A	PCT	FTM-A	PCT	— OFF	— Rebounds — DEF	TOT	AST	PF-D	ST	BL	PTS	AVG	HI
SD - 3	172	2764	527-1338	.394	-	-	258-391	.660	-	-	346	359	419-2	-	-	1312	7.6	25
Playoffs																		
SD - 1	5	76	16-37	.432	-	-	5-6	.833	-	-	11	2	13-0	-	-	37	7.4	18

# Rockets All-Time Roster

## Ron Riley #31

Southern California '72 (3rd, 1972, Kansas City-Omaha, 38th)

Born Nov. 11, 1950 in Los Angeles, CA; 6-foot-8, 200 pounds. With Rockets: 1973-76; also played for Kansas City 1972-74

Seasons	G	MIN	FGM-A	PCT	3FTM-A	PCT	FTM-A	PCT	Rebounds		AST	PF-D	ST	BL	PTS	AVG	HI
									OFF	DEF							
HOU - 3	178	3048	368-895	.411	-	-	119-167	.713	263	542	805	234	402-4	103	65	855	4.8 21
Playoffs																	
HOU - 1	8	152	25-42	.595	-	-	6-16	.375	12	24	36	15	18-0	9	2	56	7.0 13

## Stanley Roberts #53

Louisiana State '90 (1st, 1991, Orlando, 23rd)

Born Feb. 7, 1970 in Hopkins, SC; 7-foot, 290 pounds. With Rockets: 1998-99; also played for Orlando 1991-92; L.A. Clippers 1992-97; Minnesota 1997-98; Philadelphia 1999-2000

Seasons	G	MIN	FGM-A	PCT	3FTM-A	PCT	FTM-A	PCT	Rebounds		AST	PF-D	ST	BL	PTS	AVG	HI
									OFF	DEF							
HOU - 1	6	33	5-13	.385	0-0	.000	4-8	.500	4	7	11	0	2-0	0	1	14	2.3 11
Playoffs																	
HOU - 1	3	20	0-6	.000	0-0	.000	1-2	.500	0	3	3	0	5-0	0	4	1	0.3 1

## Larry Robinson #20

Centenary '90 (Signed Free Agent, Washington; Sept. 25, 1990)

Born Jan. 11, 1968 in Bossier City, LA; 6-foot-5, 180 pounds. With Rockets: 1993-94; also played for Washington 1990-91, 1992-93; Golden State 1990-91; Boston 1991-92; Vancouver 1997-98; Cleveland 2000-01; Atlanta 2000-01; New York 2001-02

Seasons	G	MIN	FGM-A	PCT	3FTM-A	PCT	FTM-A	PCT	Rebounds		AST	PF-D	ST	BL	PTS	AVG	HI
									OFF	DEF							
HOU - 1	6	55	10-20	.500	2-8	.250	3-8	.375	4	6	10	6	8-0	7	0	25	4.2 9

## Carlos Rogers #6

Tennessee State '94 (1st, 1994, Seattle, 11th)

Born Feb. 6, 1971 in Detroit, MI; 6-foot-11, 232 pounds. With Rockets: 1999-2001; also played for Golden State 1994-95; Toronto 1995-98; Portland 1997-99; Indiana 2001-02

Seasons	G	MIN	FGM-A	PCT	3FTM-A	PCT	FTM-A	PCT	Rebounds		AST	PF-D	ST	BL	PTS	AVG	HI
									OFF	DEF							
HOU - 2	92	1645	245-434	.565	1-15	.067	110-189	.582	146	268	414	51	110-0	24	52	601	6.5 28

## Wayne "Tree" Rollins #15

Clemson '77 (1st, 1977, Atlanta, 14th)

Born June 16, 1955 in Winter Haven, FL; 7-foot-1, 250 pounds. With Rockets: 1991-93; also played for Atlanta 1977-88; Cleveland 1988-90; Detroit 1990-91, Orlando 1993-95; assistant coach Orlando 1995-99; assistant coach Washington 1999-2000; assistant coach Indiana 2000-02, head coach Greenville (D-League) 2002; assistant coach Washington (WNBA) 2006-07; head coach Washington (WNBA) 2007-08

Seasons	G	MIN	FGM-A	PCT	3FTM-A	PCT	FTM-A	PCT	Rebounds		AST	PF-D	ST	BL	PTS	AVG	HI
									OFF	DEF							
HOU - 2	101	944	57-127	.449	0-2	.000	35-42	.833	73	158	231	25	128-0	20	77	149	1.5 13
Playoffs																	
HOU - 1	6	16	0-3	.000	0-1	.000	0-0	.000	1	3	4	0	2-0	2	0	0	0.0 0

## Ralph Sampson #50

Virginia '83 (1st, 1983, ROCKETS, 1st)

Born July 7, 1960 in Harrisonburg, VA; 7-foot-4, 230 pounds. With Rockets: 1983-88; also played for Golden State 1987-89; Sacramento 1989-91; Washington 1991-92; assistant coach James Madison University 1992-93; owner, GM, head coach of Fargo-Moorhead (CBA) 1993-94; inducted into the Basketball Hall of Fame (2012)

Seasons	G	MIN	FGM-A	PCT	3FTM-A	PCT	FTM-A	PCT	Rebounds		AST	PF-D	ST	BL	PTS	AVG	HI
									OFF	DEF							
HOU - 5	305	10674	2489-4985	.499	5-34	.147	1012-1532	.661	924	2265	3189	827	1185-45	307	585	5995	19.7 43
Playoffs																	
HOU - 3	35	1264	274-547	.501	3-4	.750	140-198	.707	118	268	386	108	149-4	34	55	691	19.7 33

## LUIS SCOLA #4

Argentina '02 (2nd, 2002, San Antonio, 56th)

Born April 30, 1980 in Buenos Aires, Argentina; 6-foot-9, 245 pounds. With Rockets: 2007-12

Seasons	G	MIN	FGM-A	PCT	3FTM-A	PCT	FTM-A	PCT	Rebounds		AST	PF-D	ST	BL	PTS	AVG	HI
									OFF	DEF							
HOU - 5	386	11662	2334-4576	.510	1-17	.059	928-1248	.744	818	2166	2984	723	1183-11	274	124	5597	14.5 44
Playoffs																	
HOU - 2	19	644	107-223	.480	0-1	.000	57-84	.679	52	113	165	31	75-2	11	4	271	14.3 24

## Purvis Short #10

Jackson State '78 (1st, 1978, Golden State, 5th)

Born July 2, 1957 in Hattiesburg, MS; 6-foot-7, 220 pounds. With Rockets: 1987-89; also played for Golden State 1978-87; New Jersey 1989-90

Seasons	G	MIN	FGM-A	PCT	3FTM-A	PCT	FTM-A	PCT	Rebounds		AST	PF-D	ST	BL	PTS	AVG	HI
									OFF	DEF							
HOU - 2	146	3106	672-1466	.458	14-54	.259	283-329	.860	136	265	401	269	313-1	102	27	1641	11.2 33
Playoffs																	
HOU - 2	8	108	15-46	.326	0-3	.000	11-13	.846	11	8	19	3	15-0	1	0	41	5.1 13

## John Shumate #34

Notre Dame '74 (1st, 1974, Phoenix, 4th)

Born April 6, 1952 in Greenville, SC; 6-foot-9, 235 pounds. With Rockets: 1979-80; also played for Phoenix 1974-76; Buffalo 1975-78; Detroit 1977-80; San Antonio 1979-81; Seattle 1980-81; head coach SMU 1988-94; assistant coach Toronto 1995-98; head coach Phoenix (WNBA) 2003; assistant coach Phoenix 2009-10

Seasons	G	MIN	FGM-A	PCT	3FTM-A	PCT	FTM-A	PCT	Rebounds		AST	PF-D	ST	BL	PTS	AVG	HI
									OFF	DEF							
HOU - 1	29	332	34-64	.531	0-0	.000	33-44	.750	25	54	79	23	39-0	8	9	101	3.5 12



# Rockets All-Time Roster

## Larry Siegfried #20

Ohio State '61 (1st, 1961, Cincinnati, 3rd)

Born May 22, 1939 in Shelby, OH; deceased Oct. 14, 2010; 6-foot-3, 192 pounds. With Rockets: 1970-72; also played for Cleveland (ABL) 1961-63; Boston 1963-70; Atlanta 1971-72

Seasons	G	MIN	FGM-A	PCT	3FTM-A	PCT	FTM-A	PCT	— Rebounds —	AST	PF-D	ST	BL	PTS	AVG	HI
SD/HOU - 2	63	1896	164-424	.387	-	-	142-167	.850	OFF DEF TOT	217	366	167-0	-	470	7.5	28

## Bobby "Bingo" Smith #32

Tulsa '69 (1st, 1969, ROCKETS, 6th)

Born Feb. 26, 1946 in Memphis, TN; 6-foot-5, 212 pounds. With Rockets: 1969-70; also played for Cleveland 1970-79; San Diego 1979-80

Seasons	G	MIN	FGM-A	PCT	3FTM-A	PCT	FTM-A	PCT	— Rebounds —	AST	PF-D	ST	BL	PTS	AVG	HI
SD - 1	75	1198	242-567	.427	-	-	66-96	.688	OFF DEF TOT	328	75	119-0	-	550	7.3	25

## Greg Smith #4

Western Kentucky '68 (4th, 1968, Milwaukee, 50th)

Born Jan. 28, 1947 in Princeton, KY; 6-foot-5, 200 pounds. With Rockets: 1971-73; also played for Milwaukee 1968-72; Portland 1972-76

Seasons	G	MIN	FGM-A	PCT	3FTM-A	PCT	FTM-A	PCT	— Rebounds —	AST	PF-D	ST	BL	PTS	AVG	HI
HOU - 2	58	1560	217-489	.444	-	-	70-110	.636	OFF DEF TOT	330	164	175-2	-	504	8.7	23

## GREG SMITH #0

Fresno State '11 (Signed Free Agent, ROCKETS; Feb. 8, 2012)

Born Jan. 8, 1991 in Vallejo, CA; 6-foot-10, 250 pounds. With Rockets: 2011-12

Seasons	G	MIN	FGM-A	PCT	3FTM-A	PCT	FTM-A	PCT	— Rebounds —	AST	PF-D	ST	BL	PTS	AVG	HI
HOU - 1	8	69	7-11	.636	0-0	-	0-0	-	OFF DEF TOT	5	15	20	1	17-0	2	5

## ISHMAEL SMITH #13

Wake Forest '10 (Signed Free Agent, ROCKETS; Aug. 23, 2010)

Born July 5, 1988 in Charlotte, NC; 6-foot, 175 pounds. With Rockets: 2010-11; also played for Memphis 2010-11; Golden State 2011-12; Orlando 2011-12

Seasons	G	MIN	FGM-A	PCT	3FTM-A	PCT	FTM-A	PCT	— Rebounds —	AST	PF-D	ST	BL	PTS	AVG	HI
HOU - 1	28	329	32-83	.386	3-8	.375	7-10	.700	OFF DEF TOT	6	36	42	64	26-0	13	2

## Kenny Smith #30

North Carolina '87 (1st, 1987, Sacramento, 6th)

Born March 8, 1965 in Queens, NY; 6-foot-3, 170 pounds. With Rockets: 1990-96; also played for Sacramento 1987-90; Atlanta 1989-90; Detroit 1996-97; Orlando 1996-97; Denver 1996-97; studio analyst for TNT

Seasons	G	MIN	FGM-A	PCT	3FTM-A	PCT	FTM-A	PCT	— Rebounds —	AST	PF-D	ST	BL	PTS	AVG	HI
HOU - 6	468	13712	2170-4425	.490	521-1280	.407	1049-1224	.857	OFF DEF TOT	170	719	889	2457	699-2	467	42
Playoffs	5	68	2043	268-586	.457	117-261	.448	127-150	.847	22	125	147	305	123-0	54	9

## Larry Smith #13

Alcorn State '80 (2nd, 1980, Golden State, 24th)

Born Jan. 18, 1958 in Rolling Fork, MS; 6-foot-8, 235 pounds. With Rockets: 1989-92; also played for Golden State 1980-89; San Antonio 1992-93; assistant coach Rockets 1993-2003; assistant coach Atlanta 2003-04; assistant coach L.A. Lakers 2004-05; assistant coach Albuquerque (D-League) 2005-06; head coach Anaheim (D-League) 2006-07; assistant coach Austin (D-League) 2007-08

Seasons	G	MIN	FGM-A	PCT	3FTM-A	PCT	FTM-A	PCT	— Rebounds —	AST	PF-D	ST	BL	PTS	AVG	HI
HOU - 3	200	4023	279-568	.491	0-3	.000	36-116	.310	OFF DEF TOT	589	828	1417	190	589-12	160	57
Playoffs	2	7	130	7-12	.583	0-1	.000	0-1	.000	13	13	26	9	22-0	5	1

## Kirk Snyder #13

Nevada '04 (1st, 2004, Utah, 16th)

Born June 5, 1983 in Los Angeles, CA; 6-foot-6, 225 pounds. With Rockets: 2006-08; also played for Utah 2004-05; New Orleans/Oklahoma City 2005-06; Minnesota 2007-08

Seasons	G	MIN	FGM-A	PCT	3FTM-A	PCT	FTM-A	PCT	— Rebounds —	AST	PF-D	ST	BL	PTS	AVG	HI
HOU - 2	48	644	79-174	.454	13-53	.245	55-86	.640	OFF DEF TOT	22	73	95	47	57-0	12	13
Playoffs	1	3	9	1-3	.333	0-2	.000	0-0	.000	0	1	1	0	0-0	0	0

## Vassilis Spanoulis #10

Greece '04 (2nd, 2004, Dallas, 50th)

Born Aug. 7, 1982 in Larissa, Greece; 6-foot-4, 195 pounds. With Rockets: 2006-07

Seasons	G	MIN	FGM-A	PCT	3FTM-A	PCT	FTM-A	PCT	— Rebounds —	AST	PF-D	ST	BL	PTS	AVG	HI
HOU - 1	31	272	23-72	.319	5-29	.172	34-42	.810	OFF DEF TOT	5	17	22	28	33-1	7	1
Playoffs	1	3	1-2	.500	0-0	.000	2-2	1.000	0	1	1	1	0-0	0	0	4

# Rockets All-Time Roster

## Larry Spriggs #35

Howard '81 (4th, 1981, ROCKETS, 81st)

Born Sept. 8, 1959 in Cheverly, MD; 6-foot-7, 230 pounds. With Rockets: 1981-82; also played for Chicago 1982-83; L.A. Lakers 1983-86

Seasons	G	MIN	FGM-A	PCT	3FTM-A	PCT	FTM-A	PCT	Rebounds		TOT	AST	PF-D	ST	BL	PTS	AVG	HI
									OFF	DEF								
HOU - 1	4	37	7-11	.636	0-0	.000	0-2	.000	2	4	6	4	7-0	2	0	14	3.5	8
Playoffs																		
HOU - 1	2	9	3-4	.750	0-0	.000	0-1	.000	0	1	1	2	3-0	0	0	6	3.0	4

## Joe Stephens #41 Arkansas-Little Rock '96 (Signed Free Agent, ROCKETS; Feb. 12, 1997)

Born Jan. 28, 1973 in Riverside, CA; 6-foot-7, 210 pounds. With Rockets: 1996-98; also played for Vancouver 1999-2000

Seasons	G	MIN	FGM-A	PCT	3FTM-A	PCT	FTM-A	PCT	Rebounds		TOT	AST	PF-D	ST	BL	PTS	AVG	HI
									OFF	DEF								
HOU - 2	9	46	11-33	.333	4-13	.308	4-6	.667	5	4	9	1	5-0	5	0	30	3.3	5

## Rod Strickland #31

DePaul '88 (1st, 1988, New York, 19th)

Born July 11, 1966 in Bronx, NY; 6-foot-3, 185 pounds. With Rockets: 2004-05; also played for New York 1988-90; San Antonio 1989-92; Portland 1992-96, 2000-01; Washington 1996-01; Miami 2001-02; Minnesota 2002-03; Orlando 2003-04; Toronto 2003-04

Seasons	G	MIN	FGM-A	PCT	3FTM-A	PCT	FTM-A	PCT	Rebounds		TOT	AST	PF-D	ST	BL	PTS	AVG	HI
									OFF	DEF								
HOU - 1	16	196	9-43	.209	1-2	.500	9-10	.900	3	24	27	39	15-0	3	2	28	1.8	5

## John Stroud #42

Mississippi '80 (2nd, 1980, ROCKETS, 27th)

Born Oct. 29, 1957 in New Albany, MS; 6-foot-7, 215 pounds. With Rockets: 1980-81

Seasons	G	MIN	FGM-A	PCT	3FTM-A	PCT	FTM-A	PCT	Rebounds		TOT	AST	PF-D	ST	BL	PTS	AVG	HI
									OFF	DEF								
HOU - 1	9	88	11-34	.324	0-0	.000	3-4	.750	7	6	13	9	7-0	1	0	25	2.8	11

## Bob Sura #3

Florida State '95 (1st, 1995, Cleveland, 17th)

Born March 25, 1973 in Wilkes-Barre, PA; 6-foot-5, 200 pounds. With Rockets: 2004-05 (Missed 2005-06 and 2006-07 seasons due to knee and back injuries); also played for Cleveland 1995-2000; Golden State 2000-03; Detroit 2003-04; Atlanta 2003-04

Seasons	G	MIN	FGM-A	PCT	3FTM-A	PCT	FTM-A	PCT	Rebounds		TOT	AST	PF-D	ST	BL	PTS	AVG	HI
									OFF	DEF								
HOU - 1	61	1922	215-504	.427	55-155	.355	141-188	.750	79	258	337	317	168-2	65	7	626	10.3	35
Playoffs																		
HOU - 1	7	182	20-46	.435	7-13	.538	8-12	.667	6	21	27	14	15-0	7	0	55	7.9	21

## Stromile Swift #4

Louisiana State '00 (1st, 2000, Vancouver, 2nd)

Born Nov. 21, 1979 in Shreveport, LA; 6-foot-9, 228 pounds. With Rockets: 2005-06; also played for Vancouver/Memphis 2000-05, 2006-08; New Jersey 2007-09; Phoenix 2008-09

Seasons	G	MIN	FGM-A	PCT	3FTM-A	PCT	FTM-A	PCT	Rebounds		TOT	AST	PF-D	ST	BL	PTS	AVG	HI
									OFF	DEF								
HOU - 1	66	1344	225-458	.491	0-2	.000	136-209	.651	103	188	291	25	198-3	38	50	586	8.9	26

## Zan Tabak #55

Croatia '91 (2nd, 1991, ROCKETS, 51st)

Born June 15, 1970 in Split, Croatia; 7-foot, 240 pounds. With Rockets: 1994-95; also played for Toronto 1995-98; Boston 1998; Indiana 1999-2001

Seasons	G	MIN	FGM-A	PCT	3FTM-A	PCT	FTM-A	PCT	Rebounds		TOT	AST	PF-D	ST	BL	PTS	AVG	HI
									OFF	DEF								
HOU - 1	37	182	24-53	.453	0-1	.000	27-44	.614	23	34	57	4	37-0	2	7	75	2.0	10
Playoffs																		
HOU - 1	8	31	2-5	.400	0-0	.000	2-2	1.000	1	0	1	1	5-0	1	3	6	0.8	2

## Jeff Taylor #13

Texas Tech '82 (2nd, 1982, ROCKETS, 42nd)

Born Jan. 1, 1960 in Blytheville, AR; 6-foot-4, 175 pounds. With Rockets: 1982-83; also played for Detroit 1986-87

Seasons	G	MIN	FGM-A	PCT	3FTM-A	PCT	FTM-A	PCT	Rebounds		TOT	AST	PF-D	ST	BL	PTS	AVG	HI
									OFF	DEF								
HOU - 1	44	774	64-160	.400	0-1	.000	30-46	.652	25	53	78	110	82-1	40	15	158	3.6	12

## JERMAINE TAYLOR #8

Central Florida '09 (2nd, 2009, Washington, 32nd)

Born Dec. 8, 1986 in Eustis, FL; 6-foot-4, 210 pounds. With Rockets: 2009-11; also played for Sacramento 2010-11

Seasons	G	MIN	FGM-A	PCT	3FTM-A	PCT	FTM-A	PCT	Rebounds		TOT	AST	PF-D	ST	BL	PTS	AVG	HI
									OFF	DEF								
HOU - 2	39	380	61-151	.404	7-27	.259	38-52	.731	22	33	55	18	19-0	12	5	167	4.3	15

## Maurice Taylor #2

Michigan '97 (1st, 1997, L.A. Clippers, 14th)

Born Oct. 30, 1976 in Detroit, MI; 6-foot-9, 260 pounds. With Rockets: 2000-05 (Missed 2001-02 season due to Achilles injury); also played for L.A. Clippers 1997-2000; New York 2004-06; Sacramento 2006-07

Seasons	G	MIN	FGM-A	PCT	3FTM-A	PCT	FTM-A	PCT	Rebounds		TOT	AST	PF-D	ST	BL	PTS	AVG	HI
									OFF	DEF								
HOU - 4	249	6335	1115-2389	.467	3-16	.188	386-534	.723	376	788	1164	330	735-1	109	119	2619	10.5	34
Playoffs																		
HOU - 1	5	115	18-38	.474	0-0	.000	13-17	.765	5	11	16	5	20-0	0	1	49	9.8	16

# Rockets All-Time Roster

## Terry Teagle #20, #10

Baylor '82 (1st, 1982, ROCKETS, 16th)

Born April 10, 1960 in Broadus, TX; 6-foot-5, 195 pounds. With Rockets: 1982-84, 1992-93; also played for Detroit 1984-85; Golden State 1984-90; L.A. Lakers 1990-92

Seasons	G	MIN	FGM-A	PCT	3FTM-A	PCT	FTM-A	PCT	Rebounds			AST	PF-D	ST	BL	PTS	AVG	HI
									OFF	DEF	TOT							
HOU - 3	143	2349	482-1098	.439	17-56	.304	125-171	.731	102	173	275	215	253-1	66	22	1106	7.7	34
Playoffs																		
HOU - 1	5	12	2-5	.400	0-0	.000	0-2	.000	0	0	0	0	1-0	0	0	4	0.8	2

## GARRETT TEMPLE #2

LSU '09 (Signed Free Agent, ROCKETS; Sept. 22, 2009)

Born May 8, 1986 in Baton Rouge, LA; 6-foot-6, 190 pounds. With Rockets: 2009-10; also played for Sacramento 2009-10; San Antonio 2009-11; Milwaukee 2010-11; Charlotte 2010-11

Seasons	G	MIN	FGM-A	PCT	3FTM-A	PCT	FTM-A	PCT	Rebounds			AST	PF-D	ST	BL	PTS	AVG	HI
									OFF	DEF	TOT							
HOU - 1	9	118	13-29	.448	3-12	.250	16-24	.667	2	12	14	7	16-0	4	4	45	5.0	11

## HASHEEM THABEET #32

Connecticut '09 (1st, 2009, Memphis, 2nd)

Born Feb. 16, 1987 in Dar es Salaam, Tanzania; 7-foot-3, 263 pounds. With Rockets: 2010-12; also played for Memphis 2009-11; Portland 2011-12

Seasons	G	MIN	FGM-A	PCT	3FTM-A	PCT	FTM-A	PCT	Rebounds			AST	PF-D	ST	BL	PTS	AVG	HI
									OFF	DEF	TOT							
HOU - 2	7	27	3-4	.750	0-0	-	0-0	-	1	6	7	0	8-0	0	3	6	0.9	6

## Kenny Thomas #21

New Mexico '99 (1st, 1999, ROCKETS, 22nd)

Born July 25, 1977 in Atlanta, GA; 6-foot-7, 261 pounds. With Rockets: 1999-2003; also played for Philadelphia 2002-05; Sacramento 2004-10

Seasons	G	MIN	FGM-A	PCT	3FTM-A	PCT	FTM-A	PCT	Rebounds			AST	PF-D	ST	BL	PTS	AVG	HI
									OFF	DEF	TOT							
HOU - 4	238	6687	896-2015	.445	57-230	.248	485-716	.677	472	1035	1507	366	589-9	195	137	2334	9.8	31

## Bernard Thompson #25

Fresno State '84 (1st, 1984, Portland, 19th)

Born Aug. 30, 1962 in Phoenix, AZ; 6-foot-6, 210 pounds. With Rockets: 1988-89; also played for Portland 1984-85; Phoenix 1985-88

Seasons	G	MIN	FGM-A	PCT	3FTM-A	PCT	FTM-A	PCT	Rebounds			AST	PF-D	ST	BL	PTS	AVG	HI
									OFF	DEF	TOT							
HOU - 1	23	222	20-59	.339	0-2	.000	22-26	.846	9	19	28	13	33-0	13	1	62	2.7	10

## Otis Thorpe #33

Providence '84 (1st, 1984, Kansas City, 9th)

Born Aug. 5, 1962 in Boynton Beach, FL; 6-foot-10, 240 pounds. With Rockets: 1988-95; also played for Sacramento 1984-88, 1997-98; Portland 1994-95; Detroit 1995-1997; Vancouver 1997-98; Washington 1998-99; Miami 1999-2000; Charlotte 2000-01

Seasons	G	MIN	FGM-A	PCT	3FTM-A	PCT	FTM-A	PCT	Rebounds			AST	PF-D	ST	BL	PTS	AVG	HI
									OFF	DEF	TOT							
HOU - 7	518	18631	3215-5747	.559	3-33	.091	1744-2604	.670	1705	3305	5010	1338	1703-33	404	178	8177	15.8	40
Playoffs																		
HOU - 5	46	1705	257-429	.599	1-2	.500	111-175	.634	131	278	409	112	158-3	31	12	626	13.6	28

## Sedale Threatt #2

West Virginia Tech '83 (6th, 1983, Philadelphia, 139th)

Born Sept. 10, 1961 in Atlanta, GA; 6-foot-2, 185 pounds. With Rockets: 1996-97; also played for Philadelphia 1983-87; Chicago 1987-88; Seattle 1988-91; L.A. Lakers 1991-96

Seasons	G	MIN	FGM-A	PCT	3FTM-A	PCT	FTM-A	PCT	Rebounds			AST	PF-D	ST	BL	PTS	AVG	HI
									OFF	DEF	TOT							
HOU - 1	21	334	28-74	.378	8-20	.400	6-8	.750	5	19	24	40	29-0	15	3	70	3.3	15
Playoffs																		
HOU - 1	16	266	22-56	.393	9-30	.300	6-8	.750	2	15	17	48	35-0	6	4	59	3.7	9

## Rudy Tomjanovich #45

Michigan '70 (1st, 1970, ROCKETS, 2nd)

Born Nov. 24, 1948 in Hamtramck, MI; 6-foot-8, 220 pounds. With Rockets: 1970-81 (#45 retired); head coach Rockets 1992-2003; head coach L.A. Lakers 2004-05; Special Consultant L.A. Lakers 2005-12

Seasons	G	MIN	FGM-A	PCT	3FTM-A	PCT	FTM-A	PCT	Rebounds			AST	PF-D	ST	BL	PTS	AVG	HI
									OFF	DEF	TOT							
SD/HOU-11	768	25714	5630-11240	.501	34-130	.262	2089-2666	.784	-	-	6198	1573	1937-8	374	175	13383	17.4	42
Playoffs																		
HOU - 5	37	1041	213-436	.489	1-10	.100	84-109	.771	67	122	189	59	78-1	11	8	511	13.8	30

## Oscar Torres #18

Venezuela '01 (Signed Free Agent, ROCKETS; Sept. 10, 2001)

Born Dec. 18, 1976 in Caracas, Venezuela; 6-foot-6, 210 pounds. With Rockets: 2001-02; also played for Golden State 2002-03

Seasons	G	MIN	FGM-A	PCT	3FTM-A	PCT	FTM-A	PCT	Rebounds			AST	PF-D	ST	BL	PTS	AVG	HI
									OFF	DEF	TOT							
HOU - 1	65	1075	135-341	.396	37-126	.294	82-105	.781	47	75	122	40	64-0	25	9	389	6.0	28

## John Q. Trapp #31

UNLV '68 (2nd, 1968, ROCKETS, 15th)

Born Oct. 2, 1945 in Detroit, MI; deceased 1998; 6-foot-7, 215 pounds. With Rockets: 1968-71; also played for L.A. Lakers 1971-73; Philadelphia 1972-73

Seasons	G	MIN	FGM-A	PCT	3FTM-A	PCT	FTM-A	PCT	Rebounds			AST	PF-D	ST	BL	PTS	AVG	HI
									OFF	DEF	TOT							
SD - 3	177	3247	536-1280	.419	-	-	233-321	.726	-	-	868	192	575-19	-	-	1305	7.4	25

# Rockets All-Time Roster

## Jake Tsakalidis #25

Greece '00 (1st, 2000, Phoenix, 25th)

Born June 10, 1979 in Rustavi, Republic of Georgia; 7-foot-2, 290 pounds. With Rockets: 2006-07; also played for Phoenix 2000-03; Memphis 2003-07

Seasons	G	MIN	FGM-A	PCT	3FTM-A	PCT	FTM-A	PCT	OFF	DEF	TOT	AST	PF-D	ST	BL	PTS	AVG	HI
HOU - 1	13	132	9-22	.409	0-0	.000	12-15	.800	18	22	40	3	17-0	1	1	30	2.3	7
Playoffs																		
HOU - 1	1	3	0-0	.000	0-0	.000	2-2	1.000	1	3	4	0	0-0	0	0	2	2.0	2

## Andre Turner #13

Memphis State '86 (3rd, 1986, L.A. Lakers, 69th)

Born Dec. 13, 1964 in Memphis, TN; 5-foot-11, 160 pounds. With Rockets: 1987-88; also played for Boston 1986-87; Milwaukee 1988-89; L.A. Clippers 1989-90; Charlotte 1989-90; Philadelphia 1990-91; Washington 1991-92

Seasons	G	MIN	FGM-A	PCT	3FTM-A	PCT	FTM-A	PCT	OFF	DEF	TOT	AST	PF-D	ST	BL	PTS	AVG	HI
HOU - 1	12	99	12-34	.353	1-7	.143	10-14	.714	4	4	8	23	13-0	7	1	35	2.9	8

## John Turner #40

Phillips [OK] '91 (1st, 1991, ROCKETS, 20th)

Born Nov. 30, 1967 in Glenarden, MD; 6-foot-8, 245 pounds. With Rockets: 1991-92

Seasons	G	MIN	FGM-A	PCT	3FTM-A	PCT	FTM-A	PCT	OFF	DEF	TOT	AST	PF-D	ST	BL	PTS	AVG	HI
HOU - 1	42	345	43-98	.439	0-0	.000	31-59	.525	38	40	78	12	40-0	6	4	117	2.8	15

## John Vallely #33

UCLA '70 (1st, 1970, Atlanta, 14th)

Born Oct. 3, 1948; 6-foot-3, 180 pounds. With Rockets: 1971-72; also played for Atlanta 1970-72

Seasons	G	MIN	FGM-A	PCT	3FTM-A	PCT	FTM-A	PCT	OFF	DEF	TOT	AST	PF-D	ST	BL	PTS	AVG	HI
HOU - 1	40	256	49-128	.383	-	-	17-25	.680	OFF	DEF	TOT	AST	PF-D	ST	BL	PTS	AVG	HI
									38	40	78	12	40-0	6	4	117	2.8	15

## VON WAFER #13

Florida State '05 (2nd, 2005, L.A. Lakers, 39th)

Born July 21, 1985 in Homer, LA; 6-foot-5, 210 pounds. With Rockets: 2008-09; also played for L.A. Lakers 2005-06; L.A. Clippers 2006-07; Denver 2007-08; Portland 2007-08; Boston 2010-11; Orlando 2011-12

Seasons	G	MIN	FGM-A	PCT	3FTM-A	PCT	FTM-A	PCT	OFF	DEF	TOT	AST	PF-D	ST	BL	PTS	AVG	HI
HOU - 1	63	1225	229-512	.447	64-164	.390	88-117	.752	19	94	113	71	71-0	40	8	610	9.7	23
Playoffs																		
HOU - 1	13	181	39-92	.424	9-22	.409	19-22	.864	0	12	12	9	11-0	2	1	106	8.2	21

## Granville Waiters #31

Ohio State '83 (2nd, 1983, Portland, 39th)

Born Jan. 8, 1961 in Columbus, OH; 6-foot-11, 225 pounds. With Rockets: 1985-86; also played for Indiana 1983-85; Chicago 1986-88

Seasons	G	MIN	FGM-A	PCT	3FTM-A	PCT	FTM-A	PCT	OFF	DEF	TOT	AST	PF-D	ST	BL	PTS	AVG	HI
HOU - 1	43	156	13-39	.333	0-1	.000	1-6	.167	15	13	28	8	30-0	4	10	27	0.6	6
Playoffs																		
HOU - 1	11	26	4-7	.571	0-0	.000	0-0	.000	2	3	5	0	3-0	1	3	8	0.7	4

## Jimmy Walker #11

Providence '67 (1st, 1967, Detroit, 1st)

Born April 8, 1944 in Amherst, VA; deceased July 2, 2007; 6-foot-3, 205 pounds. With Rockets: 1972-74; also played for Detroit 1967-72; Kansas City 1973-76; father of former NBA player Jalen Rose

Seasons	G	MIN	FGM-A	PCT	3FTM-A	PCT	FTM-A	PCT	OFF	DEF	TOT	AST	PF-D	ST	BL	PTS	AVG	HI
HOU - 2	84	3117	612-1313	.466	-	-	244-277	.881	OFF	DEF	TOT	AST	PF-D	ST	BL	PTS	AVG	HI
									15	13	28	8	30-0	4	10	27	0.6	6

## Wally Walker #42

Virginia '76 (1st, 1976, Portland, 5th)

Born July 18, 1954 in Millersville, PA; 6-foot-7, 210 pounds. With Rockets: 1982-84; also played for Portland 1976-78; Seattle 1977-82; past President/CEO of the Seattle SuperSonics

Seasons	G	MIN	FGM-A	PCT	3FTM-A	PCT	FTM-A	PCT	OFF	DEF	TOT	AST	PF-D	ST	BL	PTS	AVG	HI
HOU - 2	140	2863	480-1047	.458	3-10	.300	78-134	.582	163	302	465	254	267-3	54	26	1041	7.4	23

## Charlie Ward #17

Florida State '94 (1st, 1994, New York, 26th)

Born Oct. 12, 1970 in Tallahassee, FL; 6-foot-2, 185 pounds. With Rockets: 2004-05; also played for New York 1994-2004; San Antonio 2003-04; assistant coach/player development for Rockets 2005-07

Seasons	G	MIN	FGM-A	PCT	3FTM-A	PCT	FTM-A	PCT	OFF	DEF	TOT	AST	PF-D	ST	BL	PTS	AVG	HI
HOU - 1	14	360	24-77	.312	16-51	.314	11-13	.846	6	33	39	43	22-0	15	0	75	5.4	14

## Jim Ware #27

Oklahoma City '66 (3rd, 1966, Cincinnati, 26th)

Born May 2, 1944 in Natchez, MS; 6-foot-7, 210 pounds. With Rockets: 1967-68; also played for Cincinnati 1966-67

Seasons	G	MIN	FGM-A	PCT	3FTM-A	PCT	FTM-A	PCT	OFF	DEF	TOT	AST	PF-D	ST	BL	PTS	AVG	HI
SD - 1	30	228	25-97	.258	-	-	23-34	.676	OFF	DEF	TOT	AST	PF-D	ST	BL	PTS	AVG	HI
									-	-	77	7	28-1	-	-	73	2.4	8

# Rockets All-Time Roster

## Don "Slick" Watts #00

Xavier [LA] '73 (Signed Free Agent, Seattle; Sept. 10, 1973)

Born July 22, 1951 in Rolling Fork, MS; 6-foot-1, 175 pounds. With Rockets: 1978-79; also played for Seattle 1973-78; New Orleans 1977-78

Seasons	G	MIN	FGM-A	PCT	3FTM-A	PCT	FTM-A	PCT	Rebounds		TOT	AST	PF-D	ST	BL	PTS	AVG	HI
									OFF	DEF								
HOU - 1	61	1046	92-227	.405	-	-	41-67	.612	35	68	103	243	143-1	73	14	225	3.7	16
Playoffs																		
HOU - 1	2	43	6-15	.400	-	-	2-3	.667	4	3	7	7	8-0	4	1	14	7.0	8

## Clarence Weatherspoon #30

Southern Miss '92 (1st, 1992, Philadelphia, 9th)

Born Sept. 8, 1970 in Crawford, MS; 6-foot-7, 270 pounds. With Rockets: 2003-05; also played for Philadelphia 1992-98, Golden State 1997-98; Miami 1998-2000; Cleveland 2000-01; New York 2001-04

Seasons	G	MIN	FGM-A	PCT	3FTM-A	PCT	FTM-A	PCT	Rebounds		TOT	AST	PF-D	ST	BL	PTS	AVG	HI
									OFF	DEF								
HOU - 2	77	1177	133-285	.467	0-1	.000	64-88	.727	95	181	276	34	130-1	31	19	330	4.3	16
Playoffs																		
HOU - 2	3	23	2-5	.400	0-0	.000	3-6	.500	2	2	4	0	4-0	0	0	7	2.3	4

## Bonzi Wells #6

Ball State '98 (1st, 1998, Detroit, 11th)

Born Sept. 28, 1976 in Muncie, IN; 6-foot-5, 210 pounds. With Rockets: 2006-08; also played for Portland 1998-2004; Memphis 2003-05; Sacramento 2005-06; New Orleans 2007-08

Seasons	G	MIN	FGM-A	PCT	3FTM-A	PCT	FTM-A	PCT	Rebounds		TOT	AST	PF-D	ST	BL	PTS	AVG	HI
									OFF	DEF								
HOU - 2	79	1714	260-619	.420	9-45	.200	157-256	.613	89	291	380	111	175-0	75	37	686	8.7	27

## Owen Wells #30

Detroit '74 (5th, 1974, ROCKETS, 77th)

Born Dec. 9, 1950 in Providence, RI; 6-foot-7, 200 pounds. With Rockets: 1974-75

Seasons	G	MIN	FGM-A	PCT	3FTM-A	PCT	FTM-A	PCT	Rebounds		TOT	AST	PF-D	ST	BL	PTS	AVG	HI
									OFF	DEF								
HOU - 1	33	214	42-100	.420	-	-	15-22	.682	12	23	35	22	38-0	9	3	99	3.0	12
Playoffs																		
HOU - 1	4	5	3-5	.600	-	-	0-0	.000	0	1	1	1	1-0	0	0	6	1.5	2

## David Wesley #7

Baylor '92 (Signed Free Agent, New Jersey; July 27, 1993)

Born Nov. 14, 1970 in San Antonio, TX; 6-foot-1, 205 pounds. With Rockets: 2004-06; also played for New Jersey 1993-94; Boston 1994-97; Charlotte/New Orleans 1997-2005; Cleveland 2006-07; TV analyst for New Orleans 2012-13

Seasons	G	MIN	FGM-A	PCT	3FTM-A	PCT	FTM-A	PCT	Rebounds		TOT	AST	PF-D	ST	BL	PTS	AVG	HI
									OFF	DEF								
HOU - 2	125	4212	427-1059	.403	189-506	.374	246-300	.820	50	271	321	360	362-5	120	14	1289	10.3	26
Playoffs																		
HOU - 1	7	280	19-54	.352	10-21	.476	9-13	.692	4	17	21	23	20-0	9	1	57	8.1	17

## James White #8

Cincinnati '06 (2nd, 2006, Portland, 31st)

Born Oct. 21, 1982 in Washington, DC; 6-foot-7, 200 pounds. With Rockets: 2008-09; also played for San Antonio 2006-07

Seasons	G	MIN	FGM-A	PCT	3FTM-A	PCT	FTM-A	PCT	Rebounds		TOT	AST	PF-D	ST	BL	PTS	AVG	HI
									OFF	DEF								
HOU - 1	4	11	3-5	.600	1-2	.500	0-0	.000	0	0	0	1	2-0	1	1	7	1.8	5
Playoffs																		
HOU - 1	5	12	3-9	.333	1-2	.500	0-0	.000	1	0	1	0	0-0	0	0	7	1.4	4

## Rudy White #32

Arizona State '75 (3rd, 1975, ROCKETS, 47th)

Born June 23, 1953 in Silver City, NM; 6-foot-2, 195 pounds. With Rockets: 1975-80; also played for Golden State 1980-81; Seattle 1980-81

Seasons	G	MIN	FGM-A	PCT	3FTM-A	PCT	FTM-A	PCT	Rebounds		TOT	AST	PF-D	ST	BL	PTS	AVG	HI
									OFF	DEF								
HOU - 4	108	977	133-317	.420	0-0	.000	57-81	.704	34	75	109	92	103-0	43	6	323	3.0	14
Playoffs																		
HOU - 1	1	2	1-3	.333	0-0	.000	0-0	.000	1	0	1	0	0-0	1	0	2	2.0	2

## Mitchell Wiggins #15

Florida State '83 (1st, 1983, Indiana, 23rd)

Born Sept. 28, 1959 in Lenoir County, NC; 6-foot-4, 185 pounds. With Rockets: 1984-87, 1989-90; also played for Chicago 1983-84; Philadelphia 1991-92

Seasons	G	MIN	FGM-A	PCT	3FTM-A	PCT	FTM-A	PCT	Rebounds		TOT	AST	PF-D	ST	BL	PTS	AVG	HI
									OFF	DEF								
HOU - 4	258	5413	1109-2349	.472	7-43	.163	423-551	.768	404	409	813	400	597-3	271	22	2648	10.3	34
Playoffs																		
HOU - 3	29	539	105-212	.495	0-3	.000	23-31	.742	45	48	93	34	55-0	19	3	233	8.0	24

## Mike Wilks #29

Rice '01 (Signed Free Agent, Atlanta; Dec. 24, 2002)

Born May 7, 1979 in Milwaukee, WI; 5-foot-10, 186 pounds. With Rockets: 2003-04; also played for Atlanta 2002-03; Minnesota 2002-03; San Antonio 2004-05; Cleveland 2005-06; Seattle 2005-07, 2007-08; Denver 2007-08; Washington 2007-08; also with Orlando 2008-09; also with Memphis 2008-09; Oklahoma City 2009-10

Seasons	G	MIN	FGM-A	PCT	3FTM-A	PCT	FTM-A	PCT	Rebounds		TOT	AST	PF-D	ST	BL	PTS	AVG	HI
									OFF	DEF								
HOU - 1	26	145	17-36	.472	6-10	.600	10-12	.833	3	13	16	17	15-0	3	0	50	1.9	13
Playoffs																		
HOU - 1	2	5	0-0	.000	0-0	.000	0-0	.000	0	0	0	1	0-0	0	0	0	0.0	0

# Rockets All-Time Roster

## Art "Hambone" Williams #14

Cal Poly-Pomona '63 (Signed Free Agent; Sept. 1, 1967)

Born Sept. 29, 1939 in Bonham, TX; 6-foot-1, 190 pounds. With Rockets: 1967-70; also played for Boston 1970-74

Seasons	G	MIN	FGM-A	PCT	3FTM-A	PCT	FTM-A	PCT	Rebounds		TOT	AST	PF-D	ST	BL	PTS	AVG	HI
									OFF	DEF								
SD - 3	238	5271	681-1774	.384	-	-	306-432	.708	-	-	942	1418	610-0	-	-	1668	7.0	26
Playoffs																		
SD - 1	6	102	12-25	.480	-	-	3-7	.429	-	-	17	32	15-0	-	-	27	4.5	12

## Bernie Williams #18, #35

LaSalle '69 (2nd, 1969, ROCKETS, 21st)

Born Dec. 30, 1945 in Washington, DC; deceased Sept. 23, 2003; 6-foot-3, 175 pounds. With Rockets: 1969-71

Seasons	G	MIN	FGM-A	PCT	3FTM-A	PCT	FTM-A	PCT	Rebounds		TOT	AST	PF-D	ST	BL	PTS	AVG	HI
									OFF	DEF								
SD - 2	128	1936	363-979	.371	-	-	164-293	.808	-	-	240	278	200-1	-	-	890	7.0	34

## Justin Williams #30

Wyoming '06 (Signed Free Agent, Sacramento; July 24, 2007)

Born May 12, 1984 in Chicago, IL; 6-foot-10, 260 pounds. With Rockets: 2007-08; also played for Sacramento 2006-08

Seasons	G	MIN	FGM-A	PCT	3FTM-A	PCT	FTM-A	PCT	Rebounds		TOT	AST	PF-D	ST	BL	PTS	AVG	HI
									OFF	DEF								
HOU - 1	1	6	1-3	.333	0-0	.000	1-4	.250	1	0	1	0	3-0	0	0	3	3.0	3

## TERRENCE WILLIAMS #1

Louisville '09 (1st, 2009, New Jersey, 11th)

Born June 28, 1987 in Seattle, WA; 6-foot-6, 220 pounds. With Rockets: 2010-12; also played for New Jersey 2009-11; Sacramento 2011-12

Seasons	G	MIN	FGM-A	PCT	3FTM-A	PCT	FTM-A	PCT	Rebounds		TOT	AST	PF-D	ST	BL	PTS	AVG	HI
									OFF	DEF								
HOU - 2	23	265	34-99	.343	10-29	.345	15-23	.652	3	40	43	17	20-0	8	1	93	4.0	13

## Walt Williams #42

Maryland '92 (1st, 1992, Sacramento, 7th)

Born April 16, 1970 in Washington, DC; 6-foot-8, 230 pounds. With Rockets: 1999-2002; also played for Sacramento 1992-96; Miami 1995-96; Toronto 1996-98; Portland 1997-99; Dallas 2002-03

Seasons	G	MIN	FGM-A	PCT	3FTM-A	PCT	FTM-A	PCT	Rebounds		TOT	AST	PF-D	ST	BL	PTS	AVG	HI
									OFF	DEF								
HOU - 3	196	4559	680-1590	.428	278-692	.402	238-300	.793	137	576	713	323	449-4	97	82	1876	9.6	31

## Kevin Willis #42, #43

Michigan State '84 (1st, 1984, Atlanta, 11th)

Born Sept. 6, 1962 in Los Angeles, CA; 7-foot, 245 pounds. With Rockets: 1996-98, 2001-02; also played for Atlanta 1984-95, 2004-05; Miami 1994-96; Golden State 1995-96; Toronto 1998-2001; Denver 2000-01; San Antonio 2002-04; Dallas 2006-07

Seasons	G	MIN	FGM-A	PCT	3FTM-A	PCT	FTM-A	PCT	Rebounds		TOT	AST	PF-D	ST	BL	PTS	AVG	HI
									OFF	DEF								
HOU - 3	208	5357	1006-2053	.490	3-22	.136	447-594	.753	483	1056	1539	163	549-2	122	93	2462	11.8	33
Playoffs																		
HOU - 2	21	463	60-150	.400	0-2	.000	38-54	.704	40	88	128	16	68-0	17	7	158	7.5	18

## Bill Willoughby #32

Englewood Morrow [NJ] H.S. '75 (2nd, 1975, Atlanta, 19th)

Born May 20, 1957 in Englewood, NJ; 6-foot-8, 205 pounds. With Rockets: 1980-82; also played for Atlanta 1975-77; Buffalo 1977-78; Cleveland 1979-80; San Antonio 1982-83; New Jersey 1982-84

Seasons	G	MIN	FGM-A	PCT	3FTM-A	PCT	FTM-A	PCT	Rebounds		TOT	AST	PF-D	ST	BL	PTS	AVG	HI
									OFF	DEF								
HOU - 2	124	2620	390-751	.519	3-7	.429	105-141	.745	181	310	491	139	248-1	49	90	888	7.2	21
Playoffs																		
HOU - 2	21	434	43-118	.364	0-1	.000	32-42	.762	30	61	91	23	43-0	14	19	118	5.6	14

## Kennard Winchester #20

Averett [VA] '89 (Signed Free Agent, ROCKETS; Sept. 11, 1990)

Born Sept. 3, 1966 in Chestertown, MD; 6-foot-5, 212 pounds. With Rockets: 1990-92, 1992-93; also played for New York 1991-92

Seasons	G	MIN	FGM-A	PCT	3FTM-A	PCT	FTM-A	PCT	Rebounds		TOT	AST	PF-D	ST	BL	PTS	AVG	HI
									OFF	DEF								
HOU - 3	107	964	160-387	.413	12-39	.308	52-67	.776	51	65	116	38	111-0	26	23	384	3.6	18

## Dave Wohl #11

Pennsylvania '71 (3rd, 1971, Philadelphia, 46th)

Born Nov. 2, 1949 in Flushing, NY; 6-foot-2, 185 pounds. With Rockets: 1973-77; also played for Philadelphia 1971-72; Portland 1972-73; Buffalo 1972-74; New Jersey 1976-78; head coach New Jersey 1985-87; assistant coach Miami 1988-91; assistant coach Sacramento 1992-93; assistant coach L.A. Clippers 1993-94; Executive Vice President of Basketball Operations Miami 1995-96; assistant coach Orlando 1999-2002; assistant coach Boston 2004-07; Assistant General Manager Boston 2007-09; assistant coach Minnesota 2009-11

Seasons	G	MIN	FGM-A	PCT	3FTM-A	PCT	FTM-A	PCT	Rebounds		TOT	AST	PF-D	ST	BL	PTS	AVG	HI
									OFF	DEF								
HOU - 4	165	2933	337-769	.438	-	-	154-201	.766	40	150	190	576	378-6	144	11	828	5.0	29
Playoffs																		
HOU - 1	4	8	3-3	1.000	-	-	0-0	.000	0	1	1	2	2-0	1	0	6	1.5	4

# Rockets All-Time Roster

## David Wood #10

Nevada-Reno '87 (Signed Free Agent, Chicago; Sept. 27, 1988)

Born Nov. 30, 1964 in Spokane, WA; 6-foot-9, 228 pounds. With Rockets: 1990-91; also played for Chicago 1988-89; San Antonio 1992-93; Detroit 1993-94, Golden State 1994-96; Phoenix 1995-96; Dallas 1995-96; Milwaukee 1996-97

Seasons	G	MIN	FGM-A	PCT	3FTM-A	PCT	FTM-A	PCT	Rebounds		TOT	AST	PF-D	ST	BL	PTS	AVG	HI
									OFF	DEF								
HOU - 1	82	1421	148-349	.424	28-90	.311	108-133	.812	107	139	246	94	236-4	58	16	432	5.3	27
Playoffs																		
HOU - 1	3	44	2-3	.667	1-1	1.000	2-4	.500	1	4	5	3	8-0	3	0	7	2.3	5

## Loren Woods #33

Arizona '01 (2nd, 2001, Minnesota, 46th)

Born June 21, 1978 in St. Louis, MO; 7-foot-2, 260 pounds. With Rockets: 2007-08; also played for Minnesota 2001-03; Miami 2003-04; Toronto 2004-06

Seasons	G	MIN	FGM-A	PCT	3FTM-A	PCT	FTM-A	PCT	Rebounds		TOT	AST	PF-D	ST	BL	PTS	AVG	HI
									OFF	DEF								
HOU - 1	7	17	3-5	.600	0-0	.000	0-0	.000	0	1	1	2	2-0	0	0	6	0.9	4
Playoffs																		
HOU - 1	1	1	1-1	1.000	0-0	.000	0-0	.000	1	0	1	0	0-0	0	0	2	2.0	2

## Mike Woodson #42

Indiana '80 (1st, 1980, New York, 12th)

Born March 24, 1958 in Indianapolis, IN; 6-foot-5, 198 pounds. With Rockets: 1988-91; also played for New York 1980-81; New Jersey 1981-82; Kansas City/Sacramento 1981-86; L.A. Clippers 1986-88; Cleveland 1990-91; assistant coach Milwaukee 1998-99; assistant coach Cleveland 1999-2000; assistant coach Philadelphia 2001-03; assistant coach Detroit 2003-04; head coach Atlanta 2004-10; assistant coach New York 2011-12; head coach New York 2011-13

Seasons	G	MIN	FGM-A	PCT	3FTM-A	PCT	FTM-A	PCT	Rebounds		TOT	AST	PF-D	ST	BL	PTS	AVG	HI
									OFF	DEF								
HOU - 3	153	3356	591-1395	.424	44-136	.324	267-335	.797	78	215	293	282	306-2	136	33	1493	9.8	29
Playoffs																		
HOU - 2	5	143	18-52	.346	3-10	.300	10-12	.833	4	5	9	20	8-0	4	2	49	9.8	15

## Yao Ming #11

China '02 (1st, 2002, ROCKETS, 1st)

Born Sept. 12, 1980 in Shanghai, China; 7-foot-6, 310 pounds. With Rockets: 2002-11 (Missed 2009-10 season due to left foot surgery)

Seasons	G	MIN	FGM-A	PCT	3FTM-A	PCT	FTM-A	PCT	Rebounds		TOT	AST	PF-D	ST	BL	PTS	AVG	HI
									OFF	DEF								
HOU - 9	486	15818	3380-6445	.524	2-10	.200	2485-2984	.833	1233	3261	4494	769	1596-22	189	920	9247	19.0	41
Playoffs																		
HOU - 4	28	988	195-376	.519	0-0	.000	165-198	.833	76	185	261	29	105-3	9	42	555	19.8	33



# The Last Time

## Individual

### Rockets player with 50 points

1/18/96 vs. Boston – Hakeem Olajuwon (51)

### Opponent with 50 points

2/7/11 at Denver – Carmelo Anthony (50)

### Rockets player with 40 points

1/5/11 vs. Portland – Kevin Martin (45)

### Opponent with 40 points

2/7/11 at Denver – Carmelo Anthony (50)

### Rockets player with triple-double

1/23/12 at Minnesota – Kyle Lowry (16 pt., 10 reb., 10 ast.)

### Opponent with triple-double

2/16/11 vs. Philadelphia – Andre Iguodala (13 pt., 12 reb., 10 ast.)

### Rockets player with 30 point-20 rebound game

1/28/92 vs. Minnesota – Hakeem Olajuwon (34 pt., 23 reb.)

### Opponent with 30 point-20 rebound game

2/7/09 vs. Minnesota – Al Jefferson (36 pt., 22 reb.)

### Rockets player with 20 point-20 rebound game

3/6/10 at Minnesota – Luis Scola (25 pt., 21 reb.)

### Opponent with 20 point-20 rebound game

1/3/12 at L.A. Lakers – Andrew Bynum (21 pt., 22 reb.)

### Rockets player with 30 rebounds

11/2/96 at Phoenix – Charles Barkley (33)

### Opponent with 30 rebounds

2/21/95 vs. San Antonio – Dennis Rodman (30)

### Rockets player with 20 rebounds

3/6/10 at Minnesota – Luis Scola (21)

### Opponent with 20 rebounds

1/3/12 at L.A. Lakers – Andrew Bynum (22)

### Rockets player with 20 point-15 assist game

2/1/86 at Chicago – John Lucas (20 pt., 15 ast.)

### Opponent with 20 point-15 assist game

3/2/12 vs. Denver – Ty Lawson (22 pt., 15 ast.)

### Rockets player with 20 assists

1/25/83 vs. New Jersey – Allen Leavell (22)

### Opponent with 20 assists

3/30/96 vs. Portland – Rod Strickland (20)

### Rockets player with 15 assists

12/31/11 vs. Atlanta – Kyle Lowry (18)

### Opponent with 15 assists

3/2/12 vs. Denver – Ty Lawson (15)

### Rockets player perfect from the field (min. 8 attempts)

1/17/09 vs. Miami – Yao Ming (12-12 FG)

### Opponent perfect from the field (min. 8 attempts)

2/24/10 vs. Orlando – Dwight Howard (11-11 FG)

### Rockets player with 15-plus free throws made

3/20/11 vs. Utah – Kevin Martin (18)

### Opponent with 15-plus free throws made

2/7/11 at Denver – Carmelo Anthony (16)

### Rockets player with 7-plus 3-pointers made

1/19/12 vs. Utah – Kyle Lowry (7)

### Opponent with 7-plus 3-pointers made

4/4/07 vs. Golden State – Jason Richardson (7)

### Rockets player with 7-plus steals

2/10/07 vs. Charlotte – Rafer Alston (9)

### Opponent with 7-plus steals

3/7/04 vs. Dallas – Dirk Nowitzki (9)

### Rockets player with 10-plus blocks

4/13/96 vs. Dallas – Hakeem Olajuwon (10)

### Opponent with 10-plus blocks

11/4/73 at L.A. Lakers – Elmore Smith (14)

## Team

### Won by 40-plus points

3/18/07 at Philadelphia (+50, 124-74)

### Lost by 40-plus points

3/7/99 at Portland (-40, 71-111)

### Rockets scored 150-plus points

1/10/91 at Denver (W, 156-133)

### Opponent scored 150-plus points

4/11/95 vs. Dallas (L-2OT, 147-156)

### Rockets scored 140-plus points

4/11/95 vs. Dallas (L-2OT, 147-156)

### Opponent scored 140-plus points

4/11/95 vs. Dallas (L-2OT, 147-156)

### Rockets scored fewer than 30 points in half

1/19/12 vs. New Orleans-OT (24, 2<sup>nd</sup>)

### Opponent scored fewer than 30 points in half

4/4/08 at Seattle (25, 2<sup>nd</sup>)

### Rockets scored fewer than 10 points in quarter

1/19/12 vs. New Orleans-OT (7, 4<sup>th</sup>)

### Opponent scored fewer than 10 points in quarter

4/26/12 vs. New Orleans (6, 4<sup>th</sup>)

### Rockets had 60-plus rebounds

11/15/09 at L.A. Lakers (60)

### Opponent had 60-plus rebounds

1/13/10 vs. Minnesota (65, 3OT)

2/21/95 vs. San Antonio (60, regulation)

### Rockets had 40-plus assists

2/25/95 vs. Golden State (44)

### Opponent had 40-plus assists

12/30/91 at Cleveland (42)

### Rockets had 15-plus steals

2/10/07 vs. Charlotte (20)

### Opponent had 15-plus steals

3/11/09 vs. L.A. Lakers (15)

### Rockets had 15-plus blocks

11/7/92 vs. Seattle (15)

### Opponent had 15-plus blocks

3/24/12 vs. Dallas-OT (15)

### Rockets had 3 30-point scorers in a game

2/26/10 vs. S.A. – K. Martin (33), A. Brooks (31), L. Scola (30)

### Opponent had 3 30-point scorers in a game

3/27/11 at Mia. – L. James (33), C. Bosh (31), D. Wade (30)

### Rockets had 4 20-point scorers in a game

1/12/05 at Dal. – T. McGrady (30), J. Howard (29), D. Wesley (21), Yao (20)

### Opponent had 4 20-point scorers in a game

1/6/10 at Pho. – S. Nash (26), A. Stoudemire (25), C. Frye (22), J. Richardson (20)

### Rockets had only one player in double-digit scoring

1/11/97 at Chicago – Hakeem Olajuwon (29)

### Opponent had only one player in double-digit scoring

1/26/07 vs. Portland – Zach Randolph (13)

### Rockets with 3 players with a double-double

3/23/11 vs. G.S. – L. Scola (20 pt., 10 reb.), C. Hayes (13 pt., 14 reb., 11 ast.), K. Lowry (13 pt., 12 ast.)

### Opponent with 3 players with a double-double

3/27/11 at Mia. – L. James (33 pt., 10 reb.), C. Bosh (31 pt., 12 reb.), D. Wade (30 pt., 11 reb.)

### Rockets with 2 players with double-digit assists

3/23/11 vs. Golden State – Kyle Lowry (12), Chuck Hayes (11)

### Opponent with 2 players with double-digit assists

3/30/11 at Philadelphia – Jrue Holiday (12), Andre Iguodala (10)



# The Playoffs



# Rockets in the Playoffs

26 Years, Won 116, Lost 121 (.489) — Series: 47, Won 23, Lost 24  
Home: 72-45 (.615), Road: 44-76 (.367)

Opponent	W-L	Home	Road	Series
Atlanta	2-6	2-2	0-4	0-2

**Years Played:** 1969, 1979

**Last Meeting:** April 13, 1979, at Atlanta  
(Hawks 100-91, **Series:** Atlanta 2-0)

Boston	5-16	4-6	1-10	0-4
--------	------	-----	------	-----

**Years Played:** 1975, 1980, 1981, 1986

**Last Meeting:** June 8, 1986, at Boston  
(Celtics 114-97, **Series:** Boston 4-2)

Dallas	4-7	1-4	3-3	0-2
--------	-----	-----	-----	-----

**Years Played:** 1988, 2005

**Last Meeting:** May 7, 2005, at Dallas  
(Mavericks 116-76, **Series:** Dallas 4-3)

Denver	4-2	3-0	1-2	1-0
--------	-----	-----	-----	-----

**Year Played:** 1986

**Last Meeting:** May 8, 1986, at Denver  
(Rockets 126-122, 2OT, **Series:** Houston 4-2)

L.A. Clippers	3-2	2-1	1-1	1-0
---------------	-----	-----	-----	-----

**Year Played:** 1993

**Last Meeting:** May 8, 1993, at The Summit  
(Rockets 84-80, **Series:** Houston 3-2)

L.A. Lakers	15-20	9-6	6-14	3-5
-------------	-------	-----	------	-----

**Years Played:** 1981, 1986, 1990, 1991, 1996, 1999, 2004, 2009

**Last Meeting:** May 17, 2009, at L.A. Lakers  
(Lakers 89-70, **Series:** L.A. Lakers 4-3)

Minnesota	3-0	2-0	1-0	1-0
-----------	-----	-----	-----	-----

**Year Played:** 1997

**Last Meeting:** April 29, 1997, at Minnesota  
(Rockets 125-120, **Series:** Houston 3-0)

New York	6-4	5-1	1-3	2-0
----------	-----	-----	-----	-----

**Years Played:** 1975, 1994

**Last Meeting:** June 22, 1994, at The Summit  
(Rockets 90-84, **Series:** Houston 4-3)

Oklahoma City	11-20	8-7	3-13	1-5
---------------	-------	-----	------	-----

**Years Played:** 1982, 1987, 1989, 1993, 1996, 1997

**Last Meeting:** May 17, 1997, at The Summit  
(Rockets 96-91, **Series:** Houston 4-3)

Opponent	W-L	Home	Road	Series
Orlando	4-0	2-0	2-0	1-0

**Year Played:** 1995

**Last Meeting:** June 14, 1995, at The Summit  
(Rockets 113-101, **Series:** Houston 4-0)

Philadelphia	2-4	1-2	1-2	0-1
--------------	-----	-----	-----	-----

**Year Played:** 1977

**Last Meeting:** May 17, 1977, at The Summit  
(76ers 112-109, **Series:** Philadelphia 4-2)

Phoenix	8-6	4-3	4-3	2-0
---------	-----	-----	-----	-----

**Years Played:** 1994, 1995

**Last Meeting:** May 20, 1995, at Phoenix  
(Rockets 115-114, **Series:** Houston 4-3)

Portland	10-4	7-0	3-4	3-0
----------	------	-----	-----	-----

**Years Played:** 1987, 1994, 2009

**Last Meeting:** April 30, 2009, at Toyota Center  
(Rockets 92-76, **Series:** Houston 4-2)

Sacramento	7-1	4-0	3-1	2-0
------------	-----	-----	-----	-----

**Years Played:** 1981, 1986

**Last Meeting:** April 22, 1986, at Sacramento  
(Rockets 113-98, **Series:** Houston 3-0)

San Antonio	10-6	4-4	6-2	3-0
-------------	------	-----	-----	-----

**Years Played:** 1980, 1981, 1995

**Last Meeting:** June 1, 1995, at The Summit  
(Rockets 100-95, **Series:** Houston 4-2)

Utah	18-21	12-8	6-13	2-5
------	-------	------	------	-----

**Years Played:** 1985, 1994, 1995, 1997, 1998, 2007, 2008

**Last Meeting:** May 2, 2008, at Utah  
(Jazz 113-91, **Series:** Utah 4-2)

Washington	4-2	2-1	2-1	1-0
------------	-----	-----	-----	-----

**Year Played:** 1977

**Last Meeting:** May 1, 1977, at Washington  
(Rockets 108-103, **Series:** Houston 4-2)

## Playoff Miscellaneous

**Most Playoff Wins One Year:** 15, 1994; 15, 1995

**Most Playoff Losses One Year:** 9, 1981

**Most Consecutive Series Won:** 8, 1994-1995

**Most Consecutive Games Won:** 7 (May 30, 1995-April 25, 1996; San Antonio 2, Orlando 4, L.A. Lakers 1)

**Most Consecutive Home Games Won:** 8 (April 17, 1986 vs. Sacramento - June 1, 1986 vs. Boston)

**Most Consecutive Road Games Won:** 8 (May 16, 1995 at Phoenix - April 25, 1996 at L.A. Lakers)

**Most Consecutive Wins One Series:** 4 (L.A. Lakers 1986, Orlando 1995)

**Lost First Game, But Won Series:** 1977 vs. Washington, 1986 vs. L.A. Lakers, 1994 vs. Phoenix, 1995 vs. Utah, 1995 vs. Phoenix

**Lost First Two Games, But Won Series:** 1994 vs. Phoenix, 1995 vs. Phoenix

# Year-by-Year Playoff Results

## 1969 Playoff Results

### Western Division Semifinals - Atlanta defeats Houston, 4-2

Date/Site	Result	Rockets High Scorer	Opponents High Scorer
March 27 at Atlanta	Hawks 107-98	31, Elvin Hayes	39, Lou Hudson
March 29 at Atlanta	Hawks 116-114	26, Rick Adelman	31, Zelfo Beatty
April 1 at San Diego	Rockets 104-97	26, Elvin Hayes	31, Zelfo Beatty
April 4 at San Diego	Rockets 114-112	30, Elvin Hayes	34, Walt Hazzard
April 6 at Atlanta	Hawks 112-101	27, Elvin Hayes	26, Joe Caldwell
April 7 at San Diego	Hawks 108-106	26, Elvin Hayes/Don Kojis	27, Lou Hudson

## 1975 Playoff Results

### Eastern Conference First Round - Houston defeats New York, 2-1

Date/Site	Result	Rockets High Scorer	Opponents High Scorer
April 8 at Hofheinz	Rockets 99-84	22, Calvin Murphy	21, Walt Frazier
April 10 at New York	Knicks 106-96	22, Rudy Tomjanovich	26, Walt Frazier
April 12 at Hofheinz	Rockets 118-86	25, Rudy Tomjanovich	24, Walt Frazier

### Eastern Conference Semifinals - Boston defeats Houston, 4-1

April 14 at Boston	Celtics 123-106	30, Rudy Tomjanovich	30, John Havlicek
April 16 at Boston	Celtics 112-100	30, Calvin Murphy	28, Dave Cowens
April 19 at Hofheinz	Rockets 117-102	28, Rudy Tomjanovich	21, Don Nelson
April 22 at Hofheinz	Celtics 122-117	35, Calvin Murphy	21, Dave Cowens
April 24 at Boston	Celtics 128-115	27, C. Murphy/R. Tomjanovich	29, JoJo White

## 1977 Playoff Results

### Eastern Conference Semifinals - Houston defeats Washington, 4-2

Date/Site	Result	Rockets High Scorer	Opponents High Scorer
April 19 at The Summit	Bullets 111-101	24, Mike Newlin	32, Mitch Kupchak
April 21 at The Summit	Rockets 124-118 (OT)	31, Moses Malone	37, Phil Chenier
April 24 at Washington	Bullets 90-83	18, Moses Malone/John Lucas	23, Mitch Kupchak
April 26 at Washington	Rockets 107-103	28, Rudy Tomjanovich	29, Phil Chenier
April 29 at The Summit	Rockets 123-115	40, Calvin Murphy	30, Elvin Hayes
May 1 at Washington	Rockets 108-103	26, Rudy Tomjanovich	21, Phil Chenier

### Eastern Conference Finals - Philadelphia defeats Houston, 4-2

May 5 at Philadelphia	Sixers 128-117	32, Moses Malone	24, Julius Erving
May 8 at Philadelphia	Sixers 106-97	32, Calvin Murphy	21, George McGinnis
May 11 at The Summit	Rockets 118-94	30, Moses Malone	28, Julius Erving
May 13 at The Summit	Sixers 107-95	24, Rudy Tomjanovich	36, Doug Collins
May 15 at Philadelphia	Rockets 118-115	21, John Lucas/R. Tomjanovich	37, Julius Erving
May 17 at The Summit	Sixers 112-109	24, John Lucas	34, Julius Erving

## 1979 Playoff Results

### Eastern Conference First Round - Atlanta defeats Houston, 2-0

Date/Site	Result	Rockets High Scorer	Opponents High Scorer
April 11 at The Summit	Hawks 109-106	28, Moses Malone	23, Dan Roundfield
April 13 at Atlanta	Hawks 100-91	21, Moses Malone	25, John Drew/Eddie Johnson

## 1980 Playoff Results

### Eastern Conference First Round - Houston defeats San Antonio, 2-1

Date/Site	Result	Rockets High Scorer	Opponents High Scorer
April 2 at The Summit	Rockets 95-85	28, Calvin Murphy	19, George Gervin
April 4 at San Antonio	Spurs 106-101	34, Moses Malone	44, George Gervin
April 6 at The Summit	Rockets 141-120	37, Moses Malone	37, George Gervin

### Eastern Conference Semifinals - Boston defeats Houston, 4-0

April 9 at Boston	Celtics 119-101	27, Moses Malone	19, Chris Ford
April 11 at Boston	Celtics 95-75	22, Robert Reid	14, Larry Bird
April 13 at The Summit	Celtics 100-81	28, Moses Malone	20, Nate Archibald
April 14 at The Summit	Celtics 138-121	28, Moses Malone	34, Larry Bird

## 1981 Playoff Results

### Western Conference First Round - Houston defeats L.A. Lakers, 2-1

Date/Site	Result	Rockets High Scorer	Opponents High Scorer
April 1 at Los Angeles	Rockets 111-107	38, Moses Malone	26, Earvin Johnson
April 3 at The Summit	Lakers 111-106	33, Moses Malone	27, Kareem Abdul-Jabbar
April 5 at Los Angeles	Rockets 89-86	23, Moses Malone	32, Kareem Abdul-Jabbar

# Year-by-Year Playoff Results

## Western Conference Semifinals - Houston defeats San Antonio, 4-3

April 7 at San Antonio	Rockets 107-98	27, Moses Malone	30, George Gervin
April 8 at San Antonio	Spurs 125-113	34, Calvin Murphy	34, Mark Olberding
April 10 at The Summit	Rockets 112-99	41, Moses Malone	33, George Gervin
April 12 at The Summit	Spurs 114-112	33, Robert Reid	33, George Gervin
April 14 at San Antonio	Rockets 123-117	36, Calvin Murphy	25, Reggie Johnson
April 15 at The Summit	Spurs 101-96	36, Moses Malone	26, George Gervin
April 17 at San Antonio	Rockets 105-100	42, Calvin Murphy	21, George Gervin

## Western Conference Finals - Houston defeats Kansas City, 4-1

April 21 at Kansas City	Rockets 97-78	29, Moses Malone	20, Ernie Grunfeld
April 22 at Kansas City	Kings 88-79	18, Moses Malone	31, Reggie King
April 24 at The Summit	Rockets 92-88	23, Calvin Murphy	22, R. King/Scott Wedman
April 26 at The Summit	Rockets 100-89	42, Moses Malone	24, Reggie King
April 29 at Kansas City	Rockets 97-88	36, Moses Malone	20, Scott Wedman

## NBA Finals - Boston defeats Houston, 4-2

May 5 at Boston	Celtics 98-95	27, Robert Reid	18, Larry Bird
May 7 at Boston	Rockets 92-90	31, Moses Malone	19, Larry Bird
May 9 at The Summit	Celtics 94-71	23, Moses Malone	19, Cedric Maxwell
May 10 at The Summit	Rockets 91-86	28, Mike Dunleavy	24, Cedric Maxwell
May 12 at Boston	Celtics 109-80	20, Moses Malone	28, Cedric Maxwell
May 14 at The Summit	Celtics 102-91	27, Robert Reid	27, Larry Bird

## 1982 Playoff Results

### Western Conference First Round - Seattle defeats Houston, 2-1

Date/Site	Result	Rockets High Scorer	Opponents High Scorer
April 21 at Seattle	Sonics 102-87	20, Moses Malone	27, Gus Williams
April 23 at The Summit	Rockets 91-70	28, Moses Malone	18, Gus Williams
April 25 at Seattle	Sonics 104-83	24, Moses Malone	30, Jack Sikma

## 1985 Playoff Results

### Western Conference First Round - Utah defeats Houston, 3-2

Date/Site	Result	Rockets High Scorer	Opponents High Scorer
April 19 at The Summit	Jazz 115-101	26, Ralph Sampson	34, Adrian Dantley
April 21 at The Summit	Rockets 122-96	27, Lewis Lloyd	22, Jeff Wilkins
April 24 at Utah	Jazz 112-104	26, Hakeem Olajuwon	29, Adrian Dantley
April 26 at Utah	Rockets 96-94	18, H. Olajuwon/R. Sampson	22, Rickey Green
April 28 at The Summit	Jazz 104-97	32, Hakeem Olajuwon	25, Adrian Dantley

## 1986 Playoff Results

### Western Conference First Round - Houston defeats Sacramento, 3-0

Date/Site	Result	Rockets High Scorer	Opponents High Scorer
April 17 at The Summit	Rockets 107-87	29, Hakeem Olajuwon	18, Reggie Theus
April 19 at The Summit	Rockets 111-103	29, Robert Reid	20, Larry Drew
April 22 at Sacramento	Rockets 113-98	25, Lewis Lloyd/Ralph Sampson	33, Eddie Johnson

### Western Conference Semifinals - Houston defeats Denver, 4-2

April 26 at The Summit	Rockets 126-119	38, Hakeem Olajuwon	34, Alex English
April 29 at The Summit	Rockets 119-101	27, Ralph Sampson	18, Blair Rasmussen
May 2 at Denver	Nuggets 116-115	31, Hakeem Olajuwon	33, Alex English
May 4 at Denver	Nuggets 114-111 (OT)	28, Ralph Sampson	28, Alex English
May 6 at The Summit	Rockets 131-103	36, Hakeem Olajuwon	27, Alex English
May 8 at Denver	Rockets 126-122 (2OT)	28, Hakeem Olajuwon	42, Alex English

### Western Conference Finals - Houston defeats L.A. Lakers, 4-1

May 10 at Los Angeles	Lakers 107-107	28, Hakeem Olajuwon	31, Kareem Abdul-Jabbar
May 13 at Los Angeles	Rockets 112-102	24, Lewis Lloyd/Ralph Sampson	24, Earvin Johnson
May 16 at The Summit	Rockets 117-109	40, Hakeem Olajuwon	33, Kareem Abdul-Jabbar
May 18 at The Summit	Rockets 105-95	35, Hakeem Olajuwon	26, James Worthy
May 21 at Los Angeles	Rockets 114-112	30, Hakeem Olajuwon	26, Kareem Abdul-Jabbar

## NBA Finals - Boston defeats Houston, 4-2

May 26 at Boston	Celtics 112-100	33, Hakeem Olajuwon	23, Robert Parish
May 29 at Boston	Celtics 117-95	21, Hakeem Olajuwon	31, Larry Bird
June 1 at The Summit	Rockets 106-104	24, Ralph Sampson	28, Kevin McHale
June 3 at The Summit	Celtics 106-103	25, Ralph Sampson	22, Dennis Johnson/R. Parish
June 5 at The Summit	Rockets 111-96	32, Hakeem Olajuwon	33, Kevin McHale
June 8 at Boston	Celtics 114-97	19, Hakeem Olajuwon	29, L. Bird/K. McHale

# Year-by-Year Playoff Results

## 1987 Playoff Results

### Western Conference First Round - Houston defeats Portland, 3-1

Date/Site	Result	Rockets High Scorer	Opponents High Scorer
April 24 at Portland	Rockets 125-115	30, Hakeem Olajuwon	30, Kiki Vandeweghe
April 26 at Portland	Blazers 111-98	28, Allen Leavell/Ralph Sampson	32, Clyde Drexler
April 28 at The Summit	Rockets 117-108	35, Hakeem Olajuwon	26, Clyde Drexler
April 30 at The Summit	Rockets 113-101	27, Hakeem Olajuwon	27, Kiki Vandeweghe

### Western Conference Semifinals - Seattle defeats Houston, 4-2

May 2 at The Summit	Sonics 111-106 (OT)	28, Hakeem Olajuwon	34, Dale Ellis
May 5 at The Summit	Sonics 99-97	27, Hakeem Olajuwon	30, Dale Ellis
May 7 at Seattle	Rockets 102-84	33, Hakeem Olajuwon	24, Tom Chambers
May 9 at Seattle	Sonics 117-102	20, H. Olajuwon/Rodney McCray	38, Tom Chambers
May 12 at The Summit	Rockets 112-107	26, Hakeem Olajuwon	27, Dale Ellis
May 14 at Seattle	Sonics 128-125 (2OT)	49, Hakeem Olajuwon	37, Tom Chambers

## 1988 Playoff Results

### Western Conference First Round - Dallas defeats Houston, 3-1

Date/Site	Result	Rockets High Scorer	Opponents High Scorer
April 28 at Dallas	Mavericks 120-110	34, Hakeem Olajuwon	24, Roy Tarpley
April 30 at Dallas	Rockets 119-108	42, Eric Floyd/41, H. Olajuwon	32, Roy Tarpley
May 3 at The Summit	Mavericks 93-92	35, Hakeem Olajuwon	17, Roy Tarpley
May 5 at The Summit	Mavericks 107-97	40, Hakeem Olajuwon	38, Mark Aguirre

## 1989 Playoff Results

### Western Conference First Round - Seattle defeats Houston, 3-1

Date/Site	Result	Rockets High Scorer	Opponents High Scorer
April 28 at Seattle	Sonics 111-107	28, Hakeem Olajuwon	25, Dale Ellis
April 30 at Seattle	Sonics 109-97	30, Hakeem Olajuwon	20, Xavier McDaniel/Alton Lister
May 3 at The Summit	Rockets 126-107	28, Eric Floyd	26, Dale Ellis
May 5 at The Summit	Sonics 98-96	24, Hakeem Olajuwon	26, Dale Ellis

## 1990 Playoff Results

### Western Conference First Round - L.A. Lakers defeat Houston, 3-1

Date/Site	Result	Rockets High Scorer	Opponents High Scorer
April 27 at Los Angeles	Lakers 101-89	21, Otis Thorpe	34, James Worthy
April 29 at Los Angeles	Lakers 104-100	27, Eric Floyd	32, James Worthy
May 1 at The Summit	Rockets 114-108	27, Otis Thorpe	26, James Worthy
May 3 at The Summit	Lakers 109-88	28, Hakeem Olajuwon	20, James Worthy

## 1991 Playoff Results

### Western Conference First Round - L.A. Lakers defeat Houston, 3-0

Date/Site	Result	Rockets High Scorer	Opponents High Scorer
April 25 at Los Angeles	Lakers 94-92	22, Hakeem Olajuwon	20, Byron Scott
April 27 at Los Angeles	Lakers 109-98	31, Vernon Maxwell	29, James Worthy
April 30 at The Summit	Lakers 94-90	21, Otis Thorpe/H. Olajuwon	38, Earvin Johnson

## 1993 Playoff Results

### Western Conference First Round - Houston defeats L.A. Clippers, 3-2

Date/Site	Result	Rockets High Scorer	Opponents High Scorer
April 29 at The Summit	Rockets 117-94	28, Hakeem Olajuwon	26, Mark Jackson
May 1 at The Summit	Clippers 95-83	30, Hakeem Olajuwon	29, Ron Harper
May 3 at Los Angeles	Rockets 111-99	32, Hakeem Olajuwon	23, Danny Manning
May 5 at Los Angeles	Clippers 93-90	25, Hakeem Olajuwon	21, Ron Harper
May 8 at The Summit	Rockets 84-80	31, Hakeem Olajuwon	24, Danny Manning

### Western Conference Semifinals - Seattle defeats Houston, 4-3

May 10 at Seattle	Sonics 99-90	26, Hakeem Olajuwon	23, Ricky Pierce
May 12 at Seattle	Sonics 111-100	28, Hakeem Olajuwon	23, Sam Perkins
May 15 at The Summit	Rockets 97-79	28, Otis Thorpe	12, Shawn Kemp
May 16 at The Summit	Rockets 103-92	24, Hakeem Olajuwon	23, Shawn Kemp
May 18 at Seattle	Sonics 120-95	25, Hakeem Olajuwon	24, Ricky Pierce
May 20 at The Summit	Rockets 103-90	30, Kenny Smith	14, Sam Perkins/Gary Payton
May 22 at Seattle	Sonics 103-100 (OT)	23, Hakeem Olajuwon	25, Ricky Pierce

# Year-by-Year Playoff Results

## 1994 Playoff Results

### Western Conference First Round - Houston defeats Portland, 3-1

Date/Site	Result	Rockets High Scorer	Opponents High Scorer
April 29 at The Summit	Rockets 114-104	26, Hakeem Olajuwon	26, Clyde Drexler
May 1 at The Summit	Rockets 115-104	46, Hakeem Olajuwon	28, Cliff Robinson
May 3 at Portland	Blazers 118-115	36, Hakeem Olajuwon	25, Rod Strickland
May 6 at Portland	Rockets 92-89	28, Hakeem Olajuwon	26, Rod Strickland

### Western Conference Semifinals - Houston defeats Phoenix, 4-3

May 8 at The Summit	Suns 91-87	36, Hakeem Olajuwon	21, Charles Barkley
May 11 at The Summit	Suns 124-117 (OT)	31, Hakeem Olajuwon	34, Charles Barkley
May 13 at Phoenix	Rockets 118-102	34, Vernon Maxwell	38, Kevin Johnson
May 15 at Phoenix	Rockets 107-96	28, Hakeem Olajuwon	38, Kevin Johnson
May 17 at The Summit	Rockets 109-86	20, Otis Thorpe/H. Olajuwon	30, Charles Barkley
May 19 at Phoenix	Suns 103-89	23, Hakeem Olajuwon	28, Kevin Johnson
May 21 at The Summit	Rockets 104-94	37, Hakeem Olajuwon	25, Kevin Johnson

### Western Conference Finals - Houston defeats Utah, 4-1

May 23 at The Summit	Rockets 100-88	31, Hakeem Olajuwon	20, Karl Malone
May 25 at The Summit	Rockets 104-99	41, Hakeem Olajuwon	32, Karl Malone
May 27 at Utah	Jazz 95-86	29, Hakeem Olajuwon	22, Karl Malone
May 29 at Utah	Rockets 80-78	25, Kenny Smith	25, Karl Malone
May 31 at The Summit	Rockets 94-83	22, Robert Horry/H. Olajuwon	31, Karl Malone

### NBA Finals - Houston defeats New York, 4-3

June 8 at The Summit	Rockets 85-78	28, Hakeem Olajuwon	23, Patrick Ewing
June 10 at The Summit	Knicks 91-83	25, Hakeem Olajuwon	19, John Starks
June 12 at New York	Rockets 93-89	21, Hakeem Olajuwon	21, Derek Harper
June 15 at New York	Knicks 91-82	32, Hakeem Olajuwon	21, Derek Harper
June 17 at New York	Knicks 91-84	27, Hakeem Olajuwon	25, Patrick Ewing
June 19 at The Summit	Rockets 86-84	30, Hakeem Olajuwon	27, John Starks
June 22 at The Summit	Rockets 90-84	25, Hakeem Olajuwon	23, Derek Harper

## 1995 Playoff Results

### Western Conference First Round - Houston defeats Utah, 3-2

Date/Site	Result	Rockets High Scorer	Opponents High Scorer
April 27 at Utah	Jazz 102-100	45, Hakeem Olajuwon	28, John Stockton
April 29 at Utah	Rockets 140-126	32, Kenny Smith	28, Karl Malone
May 3 at The Summit	Jazz 95-82	30, Hakeem Olajuwon	32, Karl Malone
May 5 at The Summit	Rockets 123-106	41, Clyde Drexler/40, H. Olajuwon	31, Karl Malone
May 7 at Utah	Rockets 95-91	33, Hakeem Olajuwon	35, Karl Malone

### Western Conference Semifinals - Houston defeats Phoenix, 4-3

May 9 at Phoenix	Suns 130-108	31, Sam Cassell	26, Charles Barkley
May 11 at Phoenix	Suns 118-94	25, Hakeem Olajuwon	30, Charles Barkley
May 13 at The Summit	Rockets 118-95	36, Hakeem Olajuwon	14, Kevin Johnson
May 14 at The Summit	Suns 114-110	38, Hakeem Olajuwon	43, Kevin Johnson
May 16 at Phoenix	Rockets 103-97 (OT)	31, Hakeem Olajuwon	28, Kevin Johnson
May 18 at The Summit	Rockets 116-103	30, Hakeem Olajuwon	34, Charles Barkley
May 20 at Phoenix	Rockets 115-114	29, H. Olajuwon/Clyde Drexler	46, Kevin Johnson

### Western Conference Finals - Houston defeats San Antonio, 4-2

May 22 at San Antonio	Rockets 94-93	27, Hakeem Olajuwon	24, David Robinson
May 24 at San Antonio	Rockets 106-96	41, Hakeem Olajuwon	32, David Robinson
May 26 at The Summit	Spurs 107-102	43, Hakeem Olajuwon	29, David Robinson
May 28 at The Summit	Spurs 103-81	20, Hakeem Olajuwon	20, David Robinson
May 30 at San Antonio	Rockets 111-90	42, Hakeem Olajuwon	22, David Robinson
June 1 at The Summit	Rockets 100-95	39, Hakeem Olajuwon	19, David Robinson

### NBA Finals - Houston defeats Orlando, 4-0

June 7 at Orlando	Rockets 120-118 (OT)	31, Hakeem Olajuwon	26, Anfernee Hardaway/S. O'Neal
June 9 at Orlando	Rockets 117-106	34, Hakeem Olajuwon	33, Shaquille O'Neal
June 11 at The Summit	Rockets 106-103	31, Hakeem Olajuwon	28, Shaquille O'Neal
June 14 at The Summit	Rockets 113-101	35, Hakeem Olajuwon	25, A. Hardaway/S. O'Neal

# Year-by-Year Playoff Results

## 1996 Playoff Results

### Western Conference First Round - Houston defeats L.A. Lakers, 3-1

Date/Site	Result	Rockets High Scorer	Opponents High Scorer
April 25 at Los Angeles	Rockets 87-83	33, Hakeem Olajuwon	22, Cedric Ceballos
April 27 at Los Angeles	Lakers 104-94	22, Sam Cassell	26, Earvin Johnson
April 30 at The Summit	Rockets 104-98	30, Hakeem Olajuwon	18, Elden Campbell
May 2 at The Summit	Rockets 102-94	25, Hakeem Olajuwon	25, Cedric Ceballos

### Western Conference Semifinals - Seattle defeats Houston, 4-0

May 4 at Seattle	Sonics 108-75	18, Robert Horry	28, Gary Payton
May 6 at Seattle	Sonics 105-101	19, Clyde Drexler	21, Detlef Schrempf
May 10 at The Summit	Sonics 115-112	28, Clyde Drexler	28, D. Schrempf/G. Payton
May 12 at The Summit	Sonics 114-110 (OT)	26, Hakeem Olajuwon	32, Shawn Kemp

## 1997 Playoff Results

### Western Conference First Round - Houston defeats Minnesota, 3-0

Date/Site	Result	Rockets High Scorer	Opponents High Scorer
April 24 at The Summit	Rockets 112-95	21, Mario Elie	28, Stephon Marbury
April 26 at The Summit	Rockets 96-84	20, Charles Barkley	22, Stephon Marbury
April 29 at Minnesota	Rockets 125-120	26, Matt Maloney	27, Tom Gugliotta

### Western Conference Semifinals - Houston defeats Seattle, 4-3

May 5 at The Summit	Rockets 112-102	22, Clyde Drexler	24, Shawn Kemp
May 7 at The Summit	Sonics 106-101	25, Clyde Drexler	22, Shawn Kemp
May 9 at Seattle	Rockets 97-93	24, Hakeem Olajuwon	28, S. Kemp/Gary Payton
May 11 at Seattle	Rockets 110-106 (OT)	26, Charles Barkley/Matt Maloney	27, Gary Payton
May 13 at The Summit	Sonics 100-94	31, Hakeem Olajuwon	23, Hersey Hawkins
May 15 at Seattle	Sonics 99-96	30, Hakeem Olajuwon	22, Shawn Kemp
May 17 at The Summit	Rockets 96-91	24, Clyde Drexler	27, Gary Payton

### Western Conference Finals - Utah defeats Houston, 4-2

May 19 at Utah	Jazz 101-86	30, Hakeem Olajuwon	21, Karl Malone
May 21 at Utah	Jazz 104-92	30, Hakeem Olajuwon	26, John Stockton
May 23 at The Summit	Rockets 118-100	31, Eddie Johnson	21, Karl Malone
May 25 at The Summit	Rockets 95-92	27, Hakeem Olajuwon	19, K. Malone/J. Stockton
May 27 at Utah	Jazz 96-91	33, Hakeem Olajuwon	29, Karl Malone
May 29 at The Summit	Jazz 103-100	33, Clyde Drexler	25, John Stockton

## 1998 Playoff Results

### Western Conference First Round - Utah defeats Houston, 3-2

Date/Site	Result	Rockets High Scorer	Opponents High Scorer
April 23 at Utah	Rockets 103-90	22, Clyde Drexler	25, Karl Malone
April 25 at Utah	Jazz 105-90	16, Hakeem Olajuwon	29, Karl Malone
April 29 at Compaq Center	Rockets 89-85	28, Hakeem Olajuwon	19, K. Malone/Bryon Russell
May 1 at Compaq Center	Jazz 93-71	27, Hakeem Olajuwon	29, Karl Malone
May 3 at Utah	Jazz 84-70	16, Kevin Willis	31, Karl Malone

## 1999 Playoff Results

### Western Conference First Round - L.A. Lakers defeat Houston, 3-1

Date/Site	Result	Rockets High Scorer	Opponents High Scorer
May 9 at Los Angeles	Lakers 101-100	25, Charles Barkley	29, Glen Rice
May 11 at Los Angeles	Lakers 110-98	20, Sam Mack	28, Shaquille O'Neal
May 13 at Compaq Center	Rockets 102-88	37, Scottie Pippen	26, Shaquille O'Neal
May 15 at Compaq Center	Lakers 98-88	20, Charles Barkley	37, Shaquille O'Neal

## 2004 Playoff Results

### Western Conference First Round - L.A. Lakers defeat Houston, 4-1

Date/Site	Result	Rockets High Scorer	Opponents High Scorer
April 17 at Los Angeles	Lakers 72-71	18, Steve Francis	20, Shaquille O'Neal
April 19 at Los Angeles	Lakers 98-84	21, Yao Ming	36, Kobe Bryant
April 23 at Toyota Center	Rockets 102-91	27, Steve Francis	25, Shaquille O'Neal
April 25 at Toyota Center	Lakers 92-88 (OT)	17, Steve Francis	30, Karl Malone
April 28 at Los Angeles	Lakers 97-78	17, Jim Jackson	31, Kobe Bryant

# Year-by-Year Playoff Results

## 2005 Playoff Results

### Western Conference First Round - Dallas defeats Houston, 4-3

Date/Site	Result	Rockets High Scorer	Opponents High Scorer
April 23 at Dallas	Rockets 98-86	34, Tracy McGrady	21, Dirk Nowitzki
April 25 at Dallas	Rockets 113-111	33, Yao Ming	26, Dirk Nowitzki
April 28 at Toyota Center	Mavericks 106-102	28, Tracy McGrady	28, Dirk Nowitzki
April 30 at Toyota Center	Mavericks 97-93	36, Tracy McGrady	32, Jason Terry
May 2 at Dallas	Mavericks 103-100	30, Yao Ming	23, Dirk Nowitzki
May 5 at Toyota Center	Rockets 101-83	37, Tracy McGrady	21, Jerry Stackhouse
May 7 at Dallas	Mavericks 116-76	33, Yao Ming	31, Jason Terry

## 2007 Playoff Results

### Western Conference First Round - Utah defeats Houston, 4-3

Date/Site	Result	Rockets High Scorer	Opponents High Scorer
April 21 at Toyota Center	Rockets 84-75	28, Yao Ming	15, Derek Fisher/Deron Williams
April 23 at Toyota Center	Rockets 98-90	31, Tracy McGrady	41, Carlos Boozer
April 26 at Utah	Jazz 81-67	26, Yao Ming	22, Carlos Boozer
April 28 at Utah	Jazz 98-85	20, Yao Ming	25, Deron Williams
April 30 at Toyota Center	Rockets 96-92	26, Tracy McGrady	26, Carlos Boozer
May 3 at Utah	Jazz 94-82	26, Tracy McGrady	22, Carlos Boozer
May 5 at Toyota Center	Jazz 103-99	29, T. McGrady/Yao Ming	35, Carlos Boozer

## 2008 Playoff Results

### Western Conference First Round - Utah defeats Houston, 4-2

Date/Site	Result	Rockets High Scorer	Opponents High Scorer
April 19 at Toyota Center	Jazz 93-82	22, Shane Battier	21, Andrei Kirilenko
April 21 at Toyota Center	Jazz 90-84	23, Tracy McGrady	22, Deron Williams
April 24 at Utah	Rockets 94-92	27, Tracy McGrady	28, Deron Williams
April 26 at Utah	Jazz 86-82	23, Tracy McGrady	17, Deron Williams
April 29 at Toyota Center	Rockets 95-69	29, Tracy McGrady	19, Carlos Boozer
May 2 at Utah	Jazz 113-91	40, Tracy McGrady	25, Deron Williams

## 2009 Playoff Results

### Western Conference First Round - Houston defeats Portland, 4-2

Date/Site	Result	Rockets High Scorer	Opponents High Scorer
April 18 at Portland	Rockets 108-81	27, Aaron Brooks	21, Brandon Roy
April 21 at Portland	Blazers 107-103	23, Aaron Brooks	42, Brandon Roy
April 24 at Toyota Center	Rockets 86-83	19, Luis Scola	19, Brandon Roy
April 26 at Toyota Center	Rockets 89-88	21, Yao Ming	31, Brandon Roy
April 28 at Portland	Blazers 88-77	21, Luis Scola	25, LaMarcus Aldridge/Brandon Roy
April 30 at Toyota Center	Rockets 92-76	27, Ron Artest	26, LaMarcus Aldridge

### Western Conference Semifinals - L.A. Lakers defeat Houston, 4-3

Date/Site	Result	Rockets High Scorer	Opponents High Scorer
May 4 at Los Angeles	Rockets 100-92	28, Yao Ming	32, Kobe Bryant
May 6 at Los Angeles	Lakers 111-98	25, Ron Artest	40, Kobe Bryant
May 8 at Toyota Center	Lakers 108-94	25, Ron Artest	33, Kobe Bryant
May 10 at Toyota Center	Rockets 99-87	34, Aaron Brooks	30, Pau Gasol
May 12 at Los Angeles	Lakers 118-78	14, Aaron Brooks	26, Kobe Bryant
May 14 at Toyota Center	Rockets 95-80	26, Aaron Brooks	32, Kobe Bryant
May 17 at Los Angeles	Lakers 89-70	13, Aaron Brooks	21, Pau Gasol



# Year-by-Year Playoff Statistics

## 1969 (2-4)

Player	G-S	Min	FGM-A	Pct.	FTM-A	Pct.	Reb.	Avg.	A	Avg.	PF-D	TP	AVG
Hayes	6-6	278	60-114	.526	35-53	.660	83	13.8	5	0.8	21-0	155	25.8
Kojis	6-6	232	48-109	.440	25-31	.806	51	8.5	21	3.5	22-1	121	20.2
Lantz	6-6	208	30-69	.435	21-27	.778	21	3.5	10	1.7	22-0	81	13.5
Block	5-0	97	24-45	.533	14-18	.778	14	2.8	3	0.6	18-0	62	12.4
Adelman	6-6	187	24-53	.453	22-37	.595	15	2.5	29	4.8	18-0	70	11.7
Kimball	6-6	197	23-53	.434	13-25	.520	74	12.3	4	0.7	17-0	59	9.8
Riley	5-0	76	16-37	.432	5-6	.833	11	2.2	2	0.4	13-0	37	7.4
Williams	6-0	102	12-25	.480	3-7	.429	17	2.8	32	5.3	15-0	27	4.5
Barnett	6-0	51	9-23	.391	7-8	.875	3	0.5	7	1.2	5-0	25	4.2
Finkel	2-0	12	0-3	.000	0-0	—	7	3.5	0	0.0	3-0	0	0.0
<b>S.D. ROCKETS</b>	<b>6</b>	<b>1440</b>	<b>246-531</b>	<b>.463</b>	<b>145-212</b>	<b>.684</b>	<b>296</b>	<b>49.3</b>	<b>113</b>	<b>18.8</b>	<b>154-1</b>	<b>637</b>	<b>106.2</b>
<b>OPPONENTS</b>	<b>6</b>	<b>1440</b>	<b>254-585</b>	<b>.434</b>	<b>144-223</b>	<b>.646</b>	<b>323</b>	<b>53.8</b>	<b>112</b>	<b>18.7</b>	<b>162-1</b>	<b>652</b>	<b>108.7</b>

## 1975 (3-5)

Player	G-S	Min	FGM-A	Pct.	FTM-A	Pct.	Rebounds	Avg.	A	Avg.	PF-D	S	B	TP	Avg.
							O-D-Tot								
Murphy	8-8	305	72-156	.462	51-57	.895	9-10-19	2.4	45	5.6	36-2	14	1	195	24.4
Tomjanovich	8-8	304	72-128	.563	40-48	.833	22-42-64	8.0	23	2.9	17-0	1	4	184	23.0
Newlin	8-8	299	52-107	.486	26-29	.897	11-22-33	4.1	45	5.6	25-0	12	0	130	16.3
Ratliff	8-8	291	36-87	.414	17-20	.850	24-29-53	6.6	35	4.4	31-0	14	1	89	11.1
Kunnert	8-8	244	35-81	.432	17-26	.654	11-49-60	7.5	12	1.5	37-1	4	13	87	10.9
Riley	8-0	152	25-42	.595	6-16	.375	12-24-36	4.5	15	1.9	18-0	9	2	56	7.0
Bailey	8-0	116	18-36	.500	9-10	.900	6-13-19	2.4	16	2.0	12-0	6	2	45	5.6
Hawes	8-0	128	18-38	.474	8-9	.889	3-26-29	3.6	13	1.6	11-0	3	3	44	5.5
Abdul-Aziz	6-0	68	12-31	.387	2-5	.400	7-10-17	2.8	3	0.5	5-0	1	3	26	4.3
Wells	4-0	5	3-5	.600	0-0	—	0-1-1	0.3	1	0.3	1-0	0	0	6	1.5
Wohl	4-0	8	3-3	1.000	0-0	—	0-1-1	0.3	2	0.5	2-0	1	0	6	1.5
<b>ROCKETS</b>	<b>8</b>	<b>1920</b>	<b>346-714</b>	<b>.485</b>	<b>176-220</b>	<b>.800</b>	<b>105-227-332</b>	<b>41.5</b>	<b>210</b>	<b>26.3</b>	<b>195-3</b>	<b>65</b>	<b>29</b>	<b>868</b>	<b>108.5</b>
<b>OPPONENTS</b>	<b>8</b>	<b>1920</b>	<b>346-713</b>	<b>.485</b>	<b>171-208</b>	<b>.822</b>	<b>111-237-348</b>	<b>43.5</b>	<b>208</b>	<b>26.0</b>	<b>193-4</b>	<b>62</b>	<b>24</b>	<b>863</b>	<b>107.9</b>

## 1977 (6-6)

Player	G-S	Min	FGM-A	Pct.	FTM-A	Pct.	Rebounds	Avg.	A	Avg.	PF-D	S	B	TP	Avg.
							O-D-Tot								
Tomjanovich	12-12	457	107-212	.505	29-37	.784	24-41-65	5.4	24	2.0	36-0	7	3	243	20.3
Murphy	12-12	420	102-213	.479	28-30	.933	7-12-19	1.6	75	6.3	47-1	19	2	232	19.3
Malone	12-12	518	81-162	.500	63-91	.692	84-119-203	16.9	7	0.6	42-0	13	21	225	18.8
Lucas	12-12	430	75-139	.540	26-34	.765	4-29-33	2.8	83	6.9	33-1	24	4	176	14.7
Newlin	12-0	316	75-143	.524	21-28	.750	8-26-34	2.8	53	4.4	37-0	15	0	171	14.3
Kunnert	12-5	328	51-104	.490	12-23	.522	48-59-107	8.9	14	1.2	51-2	2	8	114	9.5
Jones	12-6	246	28-63	.444	18-23	.783	13-38-51	4.3	15	1.3	32-2	8	3	74	6.2
Johnson	12-0	146	24-61	.393	10-15	.667	7-22-29	2.4	9	0.8	20-0	4	0	58	4.8
Kennedy	6-1	35	5-10	.500	2-2	1.000	4-8-12	2.0	0	0.0	6-0	0	0	12	2.0
White	1-0	2	1-3	.333	0-0	—	1-0-1	1.0	0	0.0	0-0	1	0	2	2.0
Owens	3-0	7	0-1	.000	0-0	—	0-2-2	0.7	0	0.0	1-0	1	0	0	0.0
<b>ROCKETS</b>	<b>12</b>	<b>2905</b>	<b>549-1111</b>	<b>.494</b>	<b>209-283</b>	<b>.739</b>	<b>200-356-556</b>	<b>46.3</b>	<b>280</b>	<b>23.3</b>	<b>305-6</b>	<b>94</b>	<b>41</b>	<b>1307</b>	<b>108.9</b>
<b>OPPONENTS</b>	<b>12</b>	<b>2905</b>	<b>536-1086</b>	<b>.494</b>	<b>233-338</b>	<b>.689</b>	<b>161-334-495</b>	<b>41.3</b>	<b>279</b>	<b>23.3</b>	<b>281-4</b>	<b>82</b>	<b>59</b>	<b>1305</b>	<b>108.8</b>

## 1979 (0-2)

Player	G-S	Min	FGM-A	Pct.	FTM-A	Pct.	Rebounds	Avg.	A	Avg.	PF-D	S	TO	B	TP	Avg.
							O-D-Tot									
Malone	2-2	78	18-41	.439	13-18	.722	25-16-41	20.5	2	1.0	5-0	1	8	8	49	24.5
Murphy	2-2	73	9-31	.290	8-9	.889	2-1-3	1.5	6	3.0	9-0	8	2	1	26	13.0
Barry	2-2	65	8-25	.320	8-8	1.000	2-6-8	4.0	9	4.5	8-0	0	2	2	24	12.0
Newlin	2-2	67	8-20	.400	8-8	1.000	2-4-6	3.0	5	2.5	10-1	1	6	1	24	12.0
Jones	2-0	33	7-13	.538	6-6	1.000	4-8-12	6.0	3	1.5	3-0	1	6	4	20	10.0
Reid	2-0	45	7-17	.412	6-9	.667	5-4-9	4.5	2	1.0	7-0	1	5	2	20	10.0
Tomjanovich	2-2	64	9-23	.391	2-5	.400	7-7-14	7.0	2	1.0	1-0	1	1	1	20	10.0
Watts	2-0	43	6-15	.400	2-3	.667	4-3-7	3.5	7	3.5	8-0	4	7	1	14	7.0
Bradley	1-0	1	0-0	—	0-0	—	0-0-0	0.0	0	0.0	0-0	0	0	0	0	0.0
Dorsey	1-0	1	0-0	—	0-0	—	0-0-0	0.0	0	0.0	0-0	0	0	0	0	0.0
Dunleavy	1-0	10	0-2	.000	0-0	—	0-1-1	1.0	0	0.0	1-0	0	0	0	0	0.0
<b>ROCKETS</b>	<b>2</b>	<b>480</b>	<b>72-187</b>	<b>.385</b>	<b>53-66</b>	<b>.803</b>	<b>51-50-101</b>	<b>50.5</b>	<b>36</b>	<b>18.0</b>	<b>52-1</b>	<b>17</b>	<b>37</b>	<b>20</b>	<b>197</b>	<b>98.5</b>
<b>OPPONENTS</b>	<b>2</b>	<b>480</b>	<b>83-182</b>	<b>.456</b>	<b>43-59</b>	<b>.729</b>	<b>40-67-107</b>	<b>53.5</b>	<b>55</b>	<b>27.5</b>	<b>58-2</b>	<b>14</b>	<b>32</b>	<b>15</b>	<b>209</b>	<b>104.5</b>

# Year-by-Year Playoff Statistics

## 1980 (2-5)

Player	G-S	Min	FGM-A	Pct.	3PM-A	Pct.	Rebounds		Avg.	A	Avg.	PF-D	S	TO	B	TP	Avg.	
							FTM-A	Pct.										O-D-Tot
Malone	7-7	275	74-138	.536	0-1	.000	33-43	.767	42-55-97	13.9	7	1.0	18-0	4	22	16	181	25.9
Murphy	7-7	265	58-108	.537	2-4	.500	13-13	1.000	4-6-10	1.4	26	3.7	29-1	11	16	0	131	18.7
Reid	7-7	266	52-102	.510	0-1	.000	22-26	.846	14-41-55	7.9	26	3.7	28-0	6	19	7	126	18.0
Tomjanovich	7-1	185	24-64	.375	1-7	.143	9-13	.692	12-28-40	5.7	10	1.4	21-1	2	14	0	58	8.3
Henderson	7-7	203	22-46	.478	0-1	.000	12-15	.800	5-11-16	2.3	42	6.0	19-0	7	11	4	56	8.0
Leavell	7-0	149	10-38	.263	0-4	.000	19-21	.905	2-10-12	1.7	24	3.4	12-0	6	6	0	39	5.6
Barry	6-0	79	12-33	.364	3-12	.250	6-6	1.000	0-6-6	1.0	15	2.5	11-0	1	10	1	33	5.5
M. Jones	6-0	70	11-18	.611	0-0	—	6-9	.667	8-14-22	3.7	4	0.7	8-0	0	4	2	28	4.7
Paultz	7-6	128	13-40	.325	0-0	—	4-7	.571	12-21-33	4.7	8	1.1	13-0	1	11	3	30	4.3
Bradley	4-0	15	6-9	.667	1-1	1.000	3-5	.600	1-2-3	0.8	1	0.3	2-0	1	0	0	16	4.0
Dunleavy	6-0	45	6-12	.500	0-2	.000	5-6	.833	2-3-5	0.8	13	1.8	11-0	5	6	0	17	2.8
ROCKETS	7	1680	288-608	.474	7-33	.212	132-164	.805	102-197-299	42.7	176	25.1	172-2	44	122	33	715	102.1
OPPONENTS	7	1680	305-613	.498	8-33	.242	145-178	.815	94-190-284	40.6	183	26.1	169-1	60	96	28	763	109.0

## 1981 (12-9)

Player	G-S	Min	FGM-A	Pct.	3PM-A	Pct.	FTM-A	Pct.	Rebounds		Avg.	A	Avg.	PF-D	S	TO	B	TP	Avg.
									O-D-Tot										
Malone	21-21	955	207-432	.479	0-2	.000	148-208	.712	125-180-305	14.5	35	1.7	54-0	13	59	34	562	26.8	
Murphy	19-1	540	142-287	.495	2-7	.286	58-60	.967	7-17-24	1.3	57	3.0	69-0	26	42	0	344	18.1	
Reid	21-21	868	139-303	.459	0-2	.000	61-92	.663	56-86-142	6.8	98	4.7	80-2	50	44	24	339	16.1	
Paultz	21-21	720	111-246	.451	0-1	.000	32-48	.667	53-94-147	7.0	35	1.7	69-1	13	27	27	254	12.1	
Dunleavy	20-19	472	69-152	.454	6-15	.400	33-38	.868	9-33-42	2.1	68	3.4	59-1	15	30	1	177	8.9	
Henderson	21-21	615	59-132	.447	0-1	.000	23-28	.821	14-41-55	2.6	104	5.0	39-0	17	34	1	141	6.7	
Willoughby	19-1	417	42-116	.362	0-1	.000	30-40	.750	28-57-85	4.5	22	1.2	42-0	14	23	19	114	6.0	
Leavell	17-0	217	30-77	.390	0-0	—	15-17	.882	5-12-17	1.0	44	2.6	26-0	18	20	4	75	4.4	
Garrett	13-0	117	9-21	.429	0-0	—	7-8	.875	3-12-15	1.2	6	0.5	10-0	5	6	1	25	1.9	
Jones	12-0	88	10-21	.476	0-0	—	2-5	.400	7-11-18	1.5	5	0.4	15-0	3	2	2	22	1.8	
Tomjanovich	8-0	31	1-9	.111	0-3	.000	4-6	.667	2-4-6	0.8	0	0.0	3-0	0	2	0	6	0.8	
ROCKETS	21	5040	819-1796	.456	8-32	.250	413-550	.751	309-547-856	40.8	474	22.6	466-4	174	296	113	2059	98.0	
OPPONENTS	21	5040	835-1743	.479	9-54	.167	389-534	.728	293-616-909	43.3	508	24.2	490-9	148	341	117	2068	98.5	

## 1982 (1-2)

Player	G-S	Min	FGM-A	Pct.	3PM-A	Pct.	Rebounds											
							FTM-A	Pct.	O-D-Tot	Avg.	A	Avg.	PF-D	S	TO	B	TP	Avg.
Malone	3-3	136	29-67	.433	0-0	—	14-15	.933	28-23-51	17.0	10	3.3	8-0	2	6	2	72	24.0
Hayes	3-3	124	17-50	.340	0-0	—	8-15	.533	7-23-30	10.0	3	1.0	12-0	2	6	10	42	14.0
Leavell	3-3	93	20-47	.426	0-1	.000	2-2	1.000	1-4-5	1.7	10	3.3	9-0	4	4	1	42	14.0
Reid	3-3	115	15-31	.484	0-0	—	4-5	.800	9-17-26	9.7	9	3.0	10-0	5	0	2	34	11.3
Dunleavy	3-0	66	9-22	.409	0-4	.000	5-6	.833	0-3-3	1.0	9	3.0	7-0	2	1	0	23	7.7
Murphy	3-0	57	5-22	.227	0-3	.000	7-8	.875	2-1-3	1.0	4	1.3	7-0	1	4	0	17	5.7
Henderson	3-3	68	5-16	.313	0-0	—	4-4	1.000	5-3-8	2.7	9	3.0	5-0	0	4	0	14	4.7
Spiggs	2-0	9	3-4	.750	0-0	—	0-1	.000	0-1-1	0.5	2	1.0	3-0	0	0	0	6	3.0
Paultz	3-0	34	3-9	.333	0-0	—	1-3	.333	2-2-4	1.3	1	0.3	4-0	0	1	2	7	2.3
Willoughby	2-0	17	1-2	.500	0-0	—	2-2	1.000	2-4-6	3.0	1	0.5	1-0	0	1	0	4	2.0
Garrett	1-0	1	0-1	.000	0-1	.000	0-0	—	0-0-0	0.0	0	0.0	0-0	0	0	0	0	0.0
ROCKETS	3	720	107-271	.395	0-9	.000	47-61	.770	56-81-137	45.7	58	19.3	66-0	16	28	17	261	87.0
OPPONENTS	3	720	113-263	.430	1-4	.250	49-68	.721	55-96-151	50.3	80	26.7	66-1	17	33	5	276	92.0

## 1985 (2-3)

Player	G-S	Min	FGM-A	Pct.	3PM-A	Pct.	Rebounds											
							FTM-A	Pct.	O-D-Tot	Avg.	A	Avg.	PF-D	S	TO	B	TP	Avg.
Olajuwon	5-5	187	42-88	.477	0-0	—	22-46	.478	33-32-65	11.0	7	1.4	22-0	7	11	13	106	21.2
Sampson	5-5	193	43-100	.430	1-1	1.000	19-37	.514	25-58-83	16.6	7	1.4	23-2	2	17	8	106	21.2
Lloyd	5-5	174	38-77	.494	0-0	—	10-14	.714	15-14-29	5.8	25	5.0	12-0	7	10	8	86	17.2
Lucas	5-4	152	26-80	.325	2-14	.143	14-22	.636	7-14-21	4.2	27	5.4	14-0	6	7	0	68	13.6
McCray	5-5	181	19-34	.559	0-0	—	15-23	.652	9-21-30	6.0	11	2.2	17-0	6	13	1	53	10.6
Reid	5-0	87	19-45	.422	0-4	.000	0-0	—	3-14-17	3.4	5	1.0	22-0	4	6	2	38	7.6
Wiggins	5-0	45	9-18	.500	0-0	—	0-0	—	3-1-4	0.8	1	0.2	6-0	4	3	0	18	3.6
Hollins	5-1	94	8-26	.308	0-0	—	1-1	1.000	1-8-9	1.8	18	3.6	16-1	4	7	0	17	3.4
Michaux	5-0	57	6-19	.316	0-1	.000	4-10	.400	12-9-21	4.2	0	0.0	8-0	3	2	16	3.2	
Ehlo	3-0	6	1-1	1.000	0-0	—	2-2	1.000	0-0-0	0.0	0	0.0	3-0	4	0	0	4	1.3
Leavell	5-0	16	2-6	.333	0-2	.000	2-2	1.000	1-2-3	0.6	3	0.6	2-0	0	1	0	6	1.2
Petersen	3-0	8	1-1	1.000	0-0	—	0-0	—	1-1-2	0.7	1	0.3	2-0	0	1	0	2	0.7
ROCKETS	5	1200	214-495	.432	3-22	.136	89-157	.567	110-174-284	56.8	105	21.0	147-3	44	80	34	520	104.0
OPPONENTS	5	1200	180-418	.431	8-28	.286	153-188	.814	66-169-235	47.0	116	23.2	126-0	36	96	43	521	104.2

# Year-by-Year Playoff Statistics

## 1986 (13-7)

Player	G-S	Min	FGM-A	Pct.	3PM-A	Pct.	FTM-A	Pct.	Rebounds		Avg.	A	Avg.	PF-D	S	TO	B	TP	Avg.
									O-D-Tot										
Olajuwon	20-20	766	205-387	.530	0-1	.000	127-199	.638	101-135-236	11.8	39	2.0	87-3	40	43	69	537	26.9	
Sampson	20-20	741	156-301	.518	1-1	1.000	86-118	.729	66-149-215	10.8	80	4.0	79-1	30	71	35	399	20.0	
Reid	20-20	773	124-288	.431	3-21	.143	47-59	.797	13-70-83	4.2	137	6.9	74-1	27	42	1	298	14.9	
Lloyd	20-20	589	116-241	.481	2-5	.400	47-58	.810	34-32-66	3.3	86	4.3	47-0	16	47	6	281	14.1	
McCray	20-20	835	108-202	.535	0-3	.000	43-58	.741	23-95-118	5.9	125	6.3	45-0	18	37	19	259	13.0	
Wiggins	20-0	443	89-179	.497	0-3	.000	21-28	.750	38-38-76	3.8	31	1.6	44-0	14	27	3	199	10.0	
Petersen	20-0	378	44-108	.407	0-0	—	23-33	.697	47-64-111	5.6	21	1.1	58-1	9	16	9	111	5.6	
Leavell	15-0	170	24-80	.300	7-15	.467	20-23	.870	3-12-15	1.0	40	2.7	12-0	9	9	0	75	5.0	
Ehlo	10-0	38	8-16	.500	0-1	.000	4-5	.800	1-2-3	0.3	6	0.6	4-0	4	3	1	20	2.0	
Harris	15-0	83	14-29	.483	0-0	—	2-5	.400	5-5-10	0.7	2	0.1	3-0	4	2	3	30	2.0	
Walters	11-0	26	4-7	.571	0-0	—	0-0	—	2-3-5	0.5	0	0.0	3-0	1	1	3	8	0.7	
McDowell	13-0	33	2-7	.286	0-0	—	5-8	.625	4-4-8	0.6	2	0.2	6-0	0	2	0	9	0.7	
ROCKETS	20	4875	894-1845	.485	13-50	.260	425-594	.715	337-609-946	47.3	28.5	569	462-6	172	303	149	2226	111.3	
OPPONENTS	20	4875	842-1808	.466	38-124	.306	427-545	.783	301-571-872	43.6	534	26.7	480-3	175	329	101	2149	107.5	

## 1987 (5-5)

Player	G-S	Min	FGM-A	Pct.	3PM-A	Pct.	FTM-A	Pct.	Rebounds		Avg.	A	Avg.	PF-D	S	TO	B	TP	Avg.
									O-D-Tot										
Olajuwon	10-10	389	110-179	.615	0-1	.000	72-97	.742	39-74-113	11.3	25	2.5	44-1	13	36	43	292	29.2	
Sampson	10-10	330	75-146	.514	1-2	.500	35-43	.814	27-61-88	8.8	21	2.1	47-1	2	31	12	186	18.6	
McCray	10-10	436	57-101	.564	0-2	.000	43-54	.796	32-51-83	8.3	56	5.6	21-0	5	26	9	157	15.7	
Leavell	10-10	384	44-107	.411	4-16	.250	49-60	.817	6-19-25	2.5	72	7.2	42-2	19	28	3	141	14.1	
Reid	10-10	431	56-155	.361	2-17	.118	15-23	.652	6-30-36	3.6	48	4.8	36-0	10	27	3	129	12.9	
Petersen	10-0	187	28-51	.549	0-0	—	12-18	.667	14-32-46	4.6	6	0.6	26-1	5	10	2	68	6.8	
Maxwell	10-0	177	18-34	.529	0-1	.000	26-35	.743	11-22-33	3.3	17	1.7	17-1	4	8	0	62	6.2	
Harris	9-0	91	16-43	.372	0-1	.000	5-6	.833	3-4-7	0.8	5	0.6	15-0	3	3	0	37	4.1	
Minniefield	8-0	27	4-8	.500	0-1	.000	6-6	1.000	2-0-2	0.3	2	0.3	8-0	1	4	0	14	1.8	
Anderson	5-0	5	1-3	.333	1-2	.500	2-2	1.000	1-0-1	0.2	0	0.0	1-0	0	1	0	5	1.0	
Johnson	5-0	10	2-6	.333	0-0	—	0-0	—	0-0-0	0.0	0	0.0	1-0	0	2	0	4	0.8	
Feitl	6-0	8	0-0	—	0-0	—	2-2	1.000	0-1-1	0.2	0	0.0	0-0	0	0	0	2	0.3	
ROCKETS	10	2475	411-833	.493	8-43	.186	267-346	.772	141-294-435	43.5	252	25.2	258-6	62	181	72	1097	109.7	
OPPONENTS	10	2475	414-915	.452	20-65	.308	233-307	.759	161-274-435	43.5	252	25.2	278-5	92	141	44	1081	108.1	

## 1988 (1-3)

Player	G-S	Min	FGM-A	Pct.	3PM-A	Pct.	Rebounds											
							FTM-A	Pct.	O-D-Tot	Avg.	A	Avg.	PF-D	S	TO	B	TP	Avg.
Olajuwon	4-4	162	56-98	.571	0-1	.000	38-43	.884	20-47-67	16.8	7	1.8	14-0	9	9	11	150	37.5
Floyd	4-4	154	26-61	.426	4-8	.500	19-22	.864	3-4-7	1.8	34	8.5	10-0	8	12	0	75	18.8
Carroll	4-4	116	18-47	.383	0-0	—	8-10	.800	8-11-19	4.8	2	0.5	12-0	3	5	1	44	11.0
Reid	4-4	114	15-33	.455	3-7	.429	2-3	.667	3-12-15	3.8	8	2.0	13-0	2	3	0	35	8.8
McCray	4-4	159	12-31	.387	0-1	.000	8-12	.667	15-12-27	6.8	9	2.3	12-0	4	7	3	32	8.0
Petersen	4-0	98	12-23	.522	0-0	—	7-12	.583	7-14-21	5.3	6	1.5	11-1	1	4	2	31	7.8
Short	4-0	71	7-26	.269	0-1	.000	8-8	1.000	4-5-9	2.3	1	0.3	8-0	1	4	0	22	5.5
Leavell	4-0	38	7-19	.368	2-6	.333	4-4	1.000	0-3-3	0.8	9	2.3	6-0	2	6	0	20	5.0
Conner	1-0	1	0-0	—	0-0	—	2-2	1.000	0-1-1	1.0	1	1.0	0-0	1	0	0	2	2.0
Johnson	4-0	20	2-3	.667	0-0	—	1-2	.500	2-2-4	1.0	0	0.0	1-0	1	4	0	5	1.3
Maxwell	4-0	15	1-2	.500	0-0	—	0-0	—	1-0-1	0.3	1	0.3	1-0	0	0	0	2	0.5
Free	2-0	12	0-2	.000	0-1	.000	0-0	—	1-1-2	1.0	1	0.5	2-0	0	3	0	0	0.0
ROCKETS	4	960	156-345	.452	9-25	.360	97-118	.822	64-112-176	44.0	79	19.8	90-1	32	59	17	418	104.5
OPPONENTS	4	960	168-337	.499	6-23	.261	86-112	.768	56-115-171	42.8	99	24.8	92-1	36	62	24	428	107.0

## 1989 (1-3)

Player	G-S	Min	FGM-A	Pct.	3PM-A	Pct.	FTM-A	Pct.	Rebounds		Avg.	A	Avg.	PF-D	S	TO	B	TP	Avg.
									O-D-Tot										
Olajuwon	4-4	162	42-81	.519	0-0	—	17-25	.680	14-38-52	13.0	12	3.0	17-0	10	10	11	101	25.3	
Thorpe	4-4	152	24-37	.649	0-0	—	16-21	.762	6-14-20	5.0	12	3.0	17-1	5	15	1	64	16.0	
Floyd	4-4	160	22-46	.478	8-15	.533	10-14	.714	3-15-18	4.5	26	6.5	10-0	8	10	1	62	15.5	
Woodson	4-4	137	17-49	.347	3-9	.333	10-12	.833	4-5-9	2.3	18	4.5	7-0	4	9	2	47	11.8	
B. Johnson	4-4	118	19-40	.475	0-1	.000	8-14	.571	6-8-14	3.5	12	3.3	15-0	3	6	2	46	11.5	
Berry	4-0	57	13-26	.500	0-0	—	7-8	.875	3-6-9	2.3	5	1.3	8-0	2	6	1	33	8.3	
McCormick	4-0	53	7-13	.538	0-1	.000	8-9	.889	2-11-13	3.3	0	0.0	9-0	3	0	2	22	5.5	
Short	4-0	37	8-21	.381	0-2	.000	3-5	.600	7-3-10	2.5	2	0.5	7-0	0	1	0	19	4.8	
Chievous	4-0	40	5-17	.294	0-0	—	8-10	.800	5-1-6	1.5	2	0.5	7-0	1	3	1	18	4.5	
F. Johnson	4-0	36	2-6	.333	0-1	.000	6-10	.600	1-4-5	1.3	7	1.8	3-0	1	4	0	10	2.5	
Leavell	2-0	5	1-3	.333	0-0	—	2-2	1.000	0-0-0	0.0	1	0.5	0-0	0	0	0	4	2.0	
Nevitt	2-0	3	0-0	—	0-0	—	0-0	—	0-1-1	0.5	0	0.0	0-0	0	0	0	0	0.0	
ROCKETS	4	960	160-339	.472	11-29	.379	95-130	.731	51-106-157	39.3	97	24.3	100-1	37	66	21	426	106.5	
OPPONENTS	4	960	163-345	.472	9-38	.237	90-119	.756	62-116-178	44.5	98	24.5	105-1	35	66	35	425	106.3	

# Year-by-Year Playoff Statistics

## 1990 (1-3)

Player	G-S	Min	FGM-A	Pct.	3PM-A	Pct.	Rebounds											
							FTM-A	Pct.	O-D-Tot	Avg.	A	Avg.	PF-D	S	TO	B	TP	Avg.
Thorpe	4-4	164	27-45	.600	0-0	—	26-38	.684	14-19-33	8.3	7	1.8	12-0	5	9	0	80	20.0
Maxwell	4-4	159	30-81	.370	8-26	.308	11-21	.524	5-7-12	3.0	17	4.3	12-0	5	6	0	79	19.8
Floyd	4-4	172	30-64	.469	3-12	.250	11-17	.647	7-8-15	3.8	41	10.3	5-0	5	15	1	74	18.5
Olajuwon	4-4	161	31-70	.443	0-0	—	12-17	.706	15-31-46	11.5	8	2.0	19-0	10	11	23	74	18.5
Johnson	4-4	148	20-48	.417	0-1	.000	11-13	.846	8-8-16	4.0	9	2.3	16-0	6	4	2	51	12.8
Wiggins	4-0	51	7-15	.467	0-0	—	2-3	.667	4-9-13	3.3	2	0.5	5-0	1	4	0	16	4.0
Smith	4-0	73	6-8	.750	0-0	—	0-0	—	7-6-13	3.3	5	1.3	11-0	4	5	0	12	3.0
Woodson	1-0	6	1-3	.333	0-1	.000	0-0	—	0-0-0	0.0	2	2.0	1-0	0	0	0	2	2.0
McCormick	3-0	21	1-3	.333	0-0	—	1-2	.500	1-7-8	2.7	0	0.0	5-0	0	0	0	3	1.0
Bowie	2-0	4	0-1	.000	0-0	—	0-0	—	0-0-0	0.0	0	0.0	1-0	0	0	0	0	0.0
Caldwell	1-0	1	0-0	—	0-0	—	0-0	—	0-0-0	0.0	0	0.0	0-0	0	0	0	0	0.0
ROCKETS	4	960	153-338	.453	11-40	.275	74-111	.667	61-95-156	39.0	91	22.8	87-0	36	58	26	391	97.8
OPPONENTS	4	960	165-303	.545	12-37	.324	80-105	.762	38-115-153	38.3	105	26.3	80-0	33	66	27	422	105.5

## 1991 (0-3)

Player	G-S	Min	FGM-A	Pct.	3PM-A	Pct.	Rebounds											
							FTM-A	Pct.	O-D-Tot	Avg.	A	Avg.	PF-D	S	TO	B	TP	Avg.
Olajuwon	3-3	129	26-45	.578	0-1	.000	14-17	.824	12-32-44	14.7	6	2.0	11-0	4	8	8	66	22.0
Maxwell	3-3	113	23-56	.411	9-27	.333	1-2	.500	1-7-8	2.7	9	3.0	8-0	2	7	1	56	18.7
Thorpe	3-3	116	22-38	.579	0-0	—	3-6	.500	7-18-25	8.3	8	2.7	8-0	2	6	0	47	15.7
K. Smith	3-3	113	18-38	.474	2-4	.500	8-9	.889	4-4-8	2.7	24	8.0	5-0	4	6	1	46	15.3
Jamerson	2-0	21	5-13	.385	0-1	.000	6-6	1.000	1-2-3	1.5	4	2.0	4-0	1	1	0	16	8.0
Johnson	3-3	86	10-28	.357	0-0	—	4-4	1.000	4-10-14	4.7	8	2.7	13-0	2	5	1	24	8.0
Floyd	3-0	41	8-24	.333	0-4	.000	0-0	—	0-2-2	0.7	7	2.3	4-0	2	7	1	16	5.3
Wood	3-0	44	2-3	.667	1-1	1.000	2-4	.500	1-4-5	1.7	3	1.0	8-0	3	1	0	7	2.3
L. Smith	3-0	57	1-4	.250	0-1	.000	0-1	.000	6-7-13	4.3	4	1.3	11-0	1	2	1	2	0.7
ROCKETS	3	720	115-249	.462	12-39	.308	38-49	.776	36-86-122	40.7	73	24.3	72-0	21	47	13	280	93.3
OPPONENTS	3	720	111-230	.483	12-35	.343	63-80	.788	28-82-110	36.7	72	24.0	55-0	22	42	19	297	99.0

## 1993 (6-6)

Player	G-S	Min	FGM-A	Pct.	3PM-A	Pct.	Rebounds		Avg.	A	Avg.	PF-D	S	TO	B	TP	Avg.	
							FTM-A	Pct.										O-D-Tot
Olajuwon	12-12	518	123-238	.517	0-1	.000	62-75	.827	52-116-168	14.0	57	4.8	37-0	21	45	59	308	25.7
Smith	12-12	391	63-128	.492	23-46	.500	28-36	.778	2-22-24	2.0	50	4.2	18-0	9	26	1	177	14.8
Thorpe	12-12	419	73-115	.635	0-0	—	28-43	.651	36-67-103	8.6	31	2.6	35-0	6	17	1	174	14.5
Maxwell	9-7	308	47-117	.402	11-46	.239	21-24	.875	3-19-22	2.4	32	3.6	17-0	11	17	2	126	14.0
Horry	12-12	374	47-101	.465	9-30	.300	20-27	.741	14-48-62	5.2	38	3.2	30-1	18	28	16	123	10.3
Garland	12-5	246	30-74	.405	0-1	.000	17-17	1.000	6-27-33	2.8	31	2.6	27-1	16	22	0	77	6.4
Bullard	12-0	169	20-42	.476	15-28	.536	6-6	1.000	4-19-23	1.9	13	1.1	11-0	4	9	5	61	5.1
Herrera	12-0	195	22-57	.386	0-2	.000	12-20	.600	16-29-45	3.8	7	0.6	36-1	3	11	2	56	4.7
Brooks	12-0	197	16-42	.381	5-13	.385	10-13	.769	1-9-10	0.8	31	2.6	21-0	9	13	0	47	3.9
Floyd	7-0	60	6-19	.316	1-3	.333	7-10	.700	1-3-4	0.6	8	1.1	2-0	2	9	0	20	2.9
Teagle	5-0	12	2-5	.400	0-0	—	0-2	.000	0-0-0	0.0	0	0.0	1-0	0	3	0	4	0.8
Rollins	6-0	16	0-3	.000	0-1	.000	0-0	—	1-3-4	0.7	0	0.0	2-0	2	0	0	0	0.0
ROCKETS	12	2905	449-941	.477	64-171	.374	211-273	.773	136-362-498	41.5	298	24.8	237-3	101	212	86	1173	97.8
OPPONENTS	12	2905	460-1047	.439	41-108	.380	194-278	.698	193-318-511	42.6	277	23.1	248-4	128	160	49	1155	96.3

## 1994 (15-8)

Player	G-S	Min	FGM-A	Pct.	3PM-A	Pct.	FTM-A	Pct.	Rebounds		Avg.	A	Avg.	PF-D	S	TO	B	TP	Avg.
									O-D-Tot										
Olajuwon	23-23	989	267-514	.519	2-4	.500	128-161	.795	55-199-254	11.0	98	4.3	82-0	40	83	92	664	28.9	
Maxwell	23-23	880	118-314	.376	45-138	.326	37-54	.685	12-69-81	3.5	96	4.2	55-1	20	49	2	318	13.8	
Horry	23-23	778	98-226	.434	34-89	.382	39-51	.765	40-101-141	6.1	82	3.6	68-0	35	27	20	269	11.7	
Thorpe	23-23	854	111-194	.572	1-2	.500	38-67	.567	68-160-228	9.9	54	2.3	86-2	13	37	10	261	11.3	
Smith	23-23	696	86-189	.455	34-76	.447	42-52	.808	5-49-54	2.3	94	4.9	40-0	22	33	4	248	10.8	
Cassell	22-0	478	63-160	.394	17-45	.378	64-74	.865	19-40-59	2.7	93	4.2	62-1	21	47	5	207	9.4	
Elie	23-0	382	42-106	.396	10-32	.313	40-47	.851	9-31-40	1.7	38	1.7	30-0	8	21	3	134	5.8	
Herrera	16-0	248	31-58	.534	0-0	—	13-16	.813	14-31-45	2.8	3	0.2	37-1	5	7	3	75	4.7	
Brooks	5-0	23	5-6	.833	1-1	1.000	0-1	.000	1-1-2	0.4	3	0.6	3-0	0	0	0	11	2.2	
Cureton	10-0	100	8-10	.800	0-0	—	2-2	1.000	6-23-29	2.9	2	0.2	20-0	1	3	2	18	1.8	
Bullard	10-0	55	4-19	.211	2-10	.200	6-8	.750	2-8-10	1.0	0	0.0	6-0	1	0	2	16	1.6	
Jent	11-0	62	5-20	.250	3-13	.231	0-0	—	1-8-9	0.8	7	0.6	7-0	2	3	0	13	1.2	
ROCKETS	23	5545	838-1816	.461	149-410	.363	409-533	.767	232-720-952	41.4	570	24.8	496-5	168	331	143	2234	97.1	
OPPONENTS	23	5545	815-1932	.422	111-334	.332	421-566	.744	335-678-1013	44.0	22.2	510	488-3	176	281	112	2162	94.0	

# Year-by-Year Playoff Statistics

## 1995 (15-7)

Player	G-S	Min	FGM-A	Pct.	3PM-A	Pct.	Rebounds											
							FTM-A	Pct.	O-D-Tot	Avg.	A	Avg.	PF-D	S	TO	B	TP	Avg.
Olajuwon	22-22	929	306-576	.531	2-4	.500	111-163	.681	44-183-227	10.3	98	4.5	95-0	26	69	62	725	33.0
Drexler	22-22	849	155-322	.481	30-99	.303	110-140	.786	45-109-154	7.0	111	5.0	68-1	33	45	15	450	20.5
Horry	22-22	841	93-209	.445	44-110	.400	58-78	.744	40-115-155	7.0	76	3.5	69-2	32	25	26	288	13.1
Cassell	22-0	485	74-169	.438	24-60	.400	71-85	.835	8-34-42	1.9	89	4.0	66-1	21	33	2	243	11.0
Smith	22-22	652	78-178	.438	46-104	.442	36-40	.900	7-42-49	2.2	99	4.5	46-0	14	31	3	238	10.8
Elie	22-6	635	69-137	.504	28-65	.431	35-44	.795	19-43-62	2.8	54	2.5	55-0	21	21	1	201	9.1
Chilcutt	20-15	323	31-64	.484	14-36	.389	14-17	.824	15-43-58	2.9	18	0.9	39-0	7	11	4	90	4.5
Brown	21-1	326	34-76	.447	1-2	.500	25-37	.676	20-45-65	3.1	7	0.3	46-2	9	12	2	94	4.5
Maxwell	1-0	16	1-7	.143	0-0	.000	1-1	1.000	0-3-3	0.0	1	1.0	1-0	0	1	0	3	3.0
Herrera	1-0	6	1-1	1.000	0-0	—	0-0	—	0-0-0	0.0	1	1.0	0-0	0	0	0	2	2.0
Tabak	8-0	31	2-5	.400	0-0	—	2-2	1.000	1-0-1	0.1	1	0.1	5-0	1	2	3	6	0.8
Jones	19-0	237	5-13	.385	0-1	.000	4-12	.333	12-32-44	2.3	0	0.0	55-0	4	5	10	14	0.7
ROCKETS	22	5330	849-1757	.483	189-483	.391	467-619	.754	211-649-860	39.1	555	25.2	545-6	168	264	128	2354	107.0
OPPONENTS	22	5330	836-1789	.467	136-388	.351	485-653	.743	277-686-963	43.8	506	23.0	524-4	153	302	87	2293	104.2

## 1996 (3-5)

Player	G-S	Min	FGM-A	Pct.	3PM-A	Pct.	Rebounds											
							FTM-A	Pct.	O-D-Tot	Avg.	A	Avg.	PF-D	S	TO	B	TP	Avg.
Olajuwon	8-8	329	75-147	.510	0-1	.000	29-40	.725	17-56-73	9.1	31	3.9	28-1	15	29	17	179	22.4
Drexler	8-8	292	49-118	.415	9-34	.265	26-34	.765	15-47-62	7.8	40	5.0	22-0	21	20	4	133	16.6
Horry	8-8	308	37-91	.407	21-53	.396	10-23	.435	15-42-57	7.1	24	3.0	29-1	21	15	13	105	13.1
Cassell	8-0	206	26-81	.321	8-29	.276	23-29	.793	1-16-17	2.1	34	4.3	20-0	6	18	1	83	10.4
Elie	8-0	233	29-66	.439	9-24	.375	11-12	.917	6-16-22	2.8	14	1.8	17-0	7	5	3	78	9.8
Smith	8-8	191	23-53	.434	12-31	.387	13-13	1.000	4-8-12	1.5	38	4.8	14-0	5	8	0	71	8.9
Brown	8-8	168	25-45	.556	0-0	—	15-18	.833	6-18-24	3.0	5	0.6	17-0	3	4	0	65	8.1
Bryant	8-0	145	21-35	.600	0-0	—	12-15	.800	7-20-27	3.4	4	0.5	21-0	1	3	2	54	6.8
Chilcutt	1-0	10	1-4	.250	0-1	.000	0-2	.000	2-1-3	3.0	0	0.0	0-0	0	1	0	2	2.0
Mack	6-0	47	5-15	.333	2-9	.222	0-3	.000	0-9-9	1.5	1	0.2	1-0	1	2	0	12	2.0
Jones	3-0	8	0-1	.000	0-0	—	0-0	—	0-1-1	0.3	0	0.0	0-0	0	0	0	0	0.0
Recasner	1-0	8	0-3	.000	0-1	.000	0-0	—	0-1-1	1.0	2	2.0	0-0	0	1	0	0	0.0
ROCKETS	8	1945	291-659	.442	61-183	.333	139-189	.735	73-235-308	38.5	193	24.1	169-2	80	110	40	782	97.8
OPPONENTS	8	1945	302-649	.465	73-181	.403	144-194	.742	87-274-361	45.1	195	24.4	166-2	64	127	39	821	102.6

## 1997 (9-7)

Player	G-S	Min	FGM-A	Pct.	3PM-A	Pct.	Rebounds		Avg.	A	Avg.	PF-D	S	TO	B	TP	Avg.	
							FTM-A	Pct.										O-D-Tot
Olajuwon	16-16	629	147-249	.590	0-3	.000	76-104	.731	46-128-174	10.9	54	3.4	61-0	33	46	41	370	23.1
Drexler	16-16	623	105-241	.436	38-102	.373	42-54	.778	25-64-89	5.6	77	4.8	52-0	26	36	7	290	18.1
Barkley	16-16	605	86-198	.434	11-38	.289	103-134	.769	64-128-192	12.0	54	3.4	52-1	19	43	7	286	17.9
Elie	16-16	598	54-116	.466	24-60	.400	52-62	.839	19-37-56	3.5	61	3.8	52-3	14	30	4	184	11.5
Maloney	16-16	526	61-153	.399	43-108	.398	14-21	.667	1-18-19	1.2	50	3.1	31-0	10	38	3	179	11.2
Johnson	16-0	284	48-117	.410	14-47	.298	23-24	.958	15-21-36	2.3	10	0.6	17-0	5	7	0	133	8.3
Willis	16-0	295	38-95	.400	0-1	.000	26-38	.684	22-53-75	4.7	11	0.7	47-0	9	22	4	102	6.4
Threault	16-0	266	22-56	.393	9-30	.300	6-8	.750	2-15-17	1.1	48	3.0	35-0	6	12	4	59	3.7
Bullard	2-0	7	2-2	1.000	2-2	1.000	0-0	—	1-1-2	1.0	0	0.0	1-0	0	0	0	6	3.0
Livingston	2-0	15	1-4	.250	1-1	1.000	0-0	—	0-0-0	0.0	4	2.0	1-0	1	1	0	3	1.5
Harrington	7-0	15	1-2	.500	0-0	—	7-10	.700	1-3-4	0.6	0	0.0	1-0	0	2	0	9	1.3
Jones	1-0	2	0-0	—	0-0	—	0-0	—	0-0-0	0.0	1	1.0	0-0	0	0	0	0	0.0
ROCKETS	16	3865	565-1233	.458	142-392	.362	349-455	.767	196-468-664	41.5	370	23.1	350-4	123	243	70	1621	101.3
OPPONENTS	16	3865	584-1304	.448	92-256	.359	332-409	.812	212-433-645	40.3	358	22.4	378-6	141	198	67	1592	99.5

## 1998 (2-3)

Player	G-S	Min	FGM-A	Pct.	3PM-A	Pct.	Rebounds		Avg.	A	Avg.	PF-D	S	TO	B	TP	Avg.	
							FTM-A	Pct.										
Olajuwon	5-5	190	39-99	.394	0-1	.000	24-33	.727	9-45-54	10.8	12	2.4	18-0	5	13	16	102	20.4
Drexler	5-5	182	21-68	.309	5-26	.192	28-37	.757	9-18-27	5.4	23	4.6	15-0	8	13	3	75	15.0
Willis	5-5	168	22-55	.400	0-1	.000	12-16	.750	18-35-53	10.6	5	1.0	21-0	8	12	3	56	11.2
Barkley	4-0	87	12-23	.522	0-2	.000	12-21	.571	5-16-21	5.3	4	1.0	12-1	5	6	0	36	9.0
Elie	5-1	133	12-27	.444	3-9	.333	6-9	.667	3-10-13	2.6	6	1.2	10-0	2	5	0	33	6.6
Maloney	5-5	165	10-30	.333	5-20	.250	8-9	.889	0-8-8	1.6	18	3.6	11-0	2	4	2	33	6.6
Johnson	5-0	89	9-27	.333	3-10	.300	7-8	.875	4-4-8	1.6	1	0.2	10-0	0	3	0	28	5.6
Harrington	3-0	23	6-12	.500	0-1	.000	4-5	.800	3-4-7	2.3	0	0.0	1-0	0	0	1	16	5.3
Price	5-0	75	6-15	.400	5-13	.385	2-3	.667	1-8-9	1.8	6	1.2	12-1	4	6	0	19	3.8
Bullard	5-4	70	6-18	.333	3-10	.300	2-2	1.000	3-5-8	1.6	5	1.0	5-0	1	0	0	17	3.4
Rhodes	3-0	7	2-3	.667	0-0	—	2-4	.500	0-1-1	0.3	0	0.0	0-0	1	1	0	6	2.0
Jones	4-0	11	0-0	—	0-0	—	2-2	1.000	1-2-3	0.8	1	0.3	4-0	0	0	0	2	0.5
ROCKETS	5	1200	145-377	.385	24-93	.258	109-149	.732	56-156-212	42.4	81	16.2	119-2	36	65	25	423	84.6
OPPONENTS	5	1200	168-368	.457	17-45	.378	104-150	.693	48-171-219	43.8	106	21.2	119-0	39	68	29	457	91.4

# Year-by-Year Playoff Statistics

## 1999 (1-3)

Player	G-S	Min	FGM-A	Pct.	3PM-A	Pct.	Rebounds			Avg.	A	Avg.	PF-D	S	TO	B	TP	Avg.
							FTM-A	Pct.	O-D-Tot									
Barkley	4-4	157	36-68	.529	2-7	.286	20-30	.667	13-42-55	13.8	15	3.8	12-0	6	8	2	94	23.5
Pippen	4-4	172	23-70	.329	6-22	.273	21-26	.808	20-27-47	11.8	22	5.5	12-0	7	13	3	73	18.3
Olajuwon	4-4	123	23-54	.426	0-0	—	7-8	.875	5-24-29	7.3	2	0.5	18-0	5	5	3	53	13.3
Mack	4-0	123	13-38	.342	10-26	.385	14-17	.824	1-8-9	2.3	7	1.8	11-0	4	5	0	50	12.5
Price	4-0	98	11-24	.458	5-14	.357	6-6	1.000	3-5-8	2.0	14	3.5	5-0	4	6	1	33	8.3
Mobley	4-4	94	7-15	.467	4-7	.571	10-11	.909	0-4-4	1.0	11	2.8	11-0	2	5	0	28	7.0
Harrington	4-0	42	9-14	.643	0-0	—	4-6	.667	5-9-14	3.5	1	0.3	2-0	0	3	1	22	5.5
Dickerson	4-4	82	6-22	.273	3-8	.375	2-4	.500	2-2-4	1.0	3	0.8	8-0	2	2	3	17	4.3
Bullard	2-0	8	2-2	1.000	1-1	1.000	2-2	1.000	0-0-0	0.0	1	0.5	0-0	0	0	0	7	3.5
Carr	4-0	37	4-11	.364	0-0	—	0-0	—	3-4-7	1.8	4	1.0	19-1	0	4	1	8	2.0
Drew	1-0	4	1-1	1.000	0-0	—	0-2	.000	1-2-3	3.0	2	2.0	1-0	0	0	0	2	2.0
Roberts	3-0	20	0-6	.000	0-0	—	1-2	.500	0-3-3	1.0	0	0.0	5-0	0	0	4	1	0.3
ROCKETS	4	960	135-325	.415	31-85	.365	87-114	.763	53-130-183	45.8	82	20.5	104-1	30	53	18	388	97.0
OPPONENTS	4	960	151-322	.469	25-66	.379	70-110	.636	44-119-163	40.8	93	23.3	87-1	20	52	34	397	99.3

## 2004 (1-4)

	Rebounds																		
Player	G-S	Min	FGM-A	Pct.	3PM-A	Pct.	FTM-A	Pct.	O-D-Tot	Avg.	A	Avg.	PF-D	S	TO	B	TP	Avg.	
Francis	5-5	222	30-70	.429	7-17	.412	29-40	.725	6-36-42	8.4	38	18	1	7	21	1	96	19.2	
Yao	5-5	185	31-68	.456	0-0	—	13-17	.765	11-26-37	7.4	9	20	2	2	13	7	75	15.0	
J. Jackson	5-5	221	29-73	.397	8-29	.276	8-12	.667	3-49-52	10.4	10	9	0	5	9	1	74	14.8	
Mobley	5-5	210	29-75	.387	6-21	.286	8-10	.800	5-19-24	4.8	14	14	0	3	18	3	72	14.4	
Taylor	5-0	115	18-38	.474	0-0	—	13-17	.765	5-11-16	3.2	5	20	0	0	7	1	49	9.8	
Cato	5-5	148	13-22	.591	0-0	—	3-7	.429	14-20-34	6.8	2	18	1	5	5	4	29	5.8	
Weatherspoon	2-0	22	2-5	.400	0-0	—	3-6	.500	2-2-4	2.0	0	3	0	0	0	0	7	3.5	
Nachbar	5-0	41	4-9	.444	1-3	.333	5-5	1.000	1-5-6	1.2	2	9	0	1	2	0	14	2.8	
Padgett	4-0	14	2-5	.400	1-3	.333	0-0	—	1-2-3	0.8	0	1	0	1	1	1	5	1.3	
M. Jackson	5-0	38	1-6	.167	0-3	.000	0-0	—	0-3-3	0.6	5	1	0	2	2	0	2	0.4	
Piatkowski	1-0	4	0-1	.000	0-0	—	0-0	—	0-1-1	1.0	0	1	0	0	0	0	0	0.0	
Wilks	2-0	5	0-0	—	0-0	—	0-0	—	0-0-0	0.0	1	0	0	0	0	1	0	0.0	
ROCKETS	5	1225	159-372	.427	23-76	.303	82-114	.719	48-174-222	44.4	86	114	4	26	84	18	423	84.6	
OPPONENTS	5	1225	169-394	.429	23-67	.343	89-140	.636	50-152-202	40.4	122	108	0	50	52	20	450	90.0	

## 2005 (3-4)

Player	G-S	Min	FGM-A	Pct.	3PM-A	Pct.	Rebounds		Avg.	A	Avg.	PF-D	S	TO	B	TP	Avg.	
							FTM-A	O-D-Tot										
McGrady	7-7	301	78-171	.456	17-46	.370	42-51	824	12-40-52	7.4	47	6.7	20-0	11	26	10	215	30.7
Yao	7-7	220	55-84	.655	0-0	—	40-55	727	23-31-54	7.7	5	0.7	31-1	2	19	19	150	21.4
James	7-0	171	29-62	.468	0-9	.000	23-24	958	2-11-13	1.9	16	2.3	17-0	6	10	2	81	11.6
Barry	7-0	183	21-48	.438	11-23	.478	7-8	892	1-28-29	4.1	9	1.3	13-0	5	6	0	60	8.6
Wesley	7-7	280	19-54	.352	10-21	.476	9-13	675	4-17-21	3.0	23	3.3	20-0	9	9	1	57	8.1
Sura	7-7	182	20-46	.435	7-13	.538	8-12	667	6-21-27	3.9	14	2.0	15-0	7	11	0	55	7.9
Padgett	7-4	109	9-24	.375	5-12	.417	2-2	1.000	9-10-19	2.7	4	0.6	18-0	3	3	2	25	3.6
Mutombo	7-0	101	6-11	.545	0-0	—	10-13	.769	11-24-35	5.0	2	0.3	15-0	2	7	7	22	3.1
Bowen	7-3	125	8-25	.320	0-0	—	2-3	.667	7-7-14	2.0	6	0.9	23-2	6	6	0	18	2.6
Norris	2-0	7	0-1	.000	0-0	—	0-0	—	0-0-0	0.0	0	0.0	0-0	0	0	0	0	0.0
Weatherspoon	1-0	1	0-0	—	0-0	—	0-0	—	0-0-0	0.0	0	0.0	1-0	0	0	0	0	0.0
ROCKETS	7	1680	245-526	.466	50-124	.403	143-181	.790	75-189-264	37.7	126	18.0	173-3	51	100	41	683	97.6
OPPONENTS	7	1680	240-535	.449	53-122	.434	169-211	.801	94-195-289	41.3	120	17.1	160-5	49	93	34	702	100.3

## 2007 (3-4)

Player	G-S	Min	FGM-A	Pct.	3PM-A	Pct.	FTM-A	Pct.	Rebounds		Avg.	A	Avg.	PF-D	S	TO	B	TP	Avg.
									O-D-Tot										
McGrady	7-7	280	63-160	.394	9-36	.250	42-57	.737	5-36-41	5.9	51	7.3	12-0	5	21	6	177	25.3	
Yao	7-7	260	55-125	.440	0-0	—	66-75	.880	23-49-72	10.3	6	0.9	27-0	1	33	5	176	25.1	
Alston	7-7	309	25-74	.338	16-50	.320	10-13	.769	6-42-48	6.9	35	5.0	23-0	13	17	3	76	10.9	
Battier	7-7	272	23-51	.451	19-43	.442	7-8	.875	3-15-18	2.6	15	2.1	20-0	12	8	7	72	10.3	
Howard	7-0	157	14-35	.400	0-0	—	7-11	.636	10-21-31	4.4	7	1.0	10-0	5	4	0	35	5.0	
Head	7-0	141	11-36	.306	6-23	.261	4-8	.500	2-17-19	2.7	8	1.1	16-1	3	7	2	32	4.6	
Spanoulis	1-0	3	1-2	.500	0-0	—	2-2	1.000	0-1-1	1.0	1	1.0	0-0	0	0	0	4	4.0	
Hayes	7-7	197	12-17	.706	0-1	.000	2-5	.400	14-31-45	6.4	3	0.4	22-0	9	7	3	26	3.7	
Tsakalidis	1-0	3	0-0	—	0-0	—	2-2	1.000	1-3-4	0.4	0	0.0	0-0	0	0	0	2	2.0	
Mutombo	7-0	40	3-3	1.000	0-0	—	3-3	1.000	5-6-11	1.6	1	0.1	5-0	0	0	3	9	1.3	
Snyder	3-0	9	1-3	.333	0-2	.000	0-0	—	0-1-1	0.3	0	0.0	0-0	0	1	0	2	0.7	
Lucas	2-0	8	0-1	.000	0-1	.000	0-0	—	0-0-0	0.0	0	0.0	0-0	1	2	0	0	0.0	
ROCKETS	7	1680	208-507	.410	50-156	.321	145-184	.788	69-222-291	41.6	127	18.1	135-1	49	104	29	611	87.3	
OPPONENTS	7	1680	249-561	.444	26-87	.299	109-146	.747	74-215-289	41.3	160	22.9	160-3	49	84	34	633	90.4	

# Year-by-Year Playoff Statistics

## 2008 (2-4)

Player	G-S	Min	FGM-A	Pct.	3PM-A	Pct.	FTM-A	Pct.	Rebounds		Avg.	A	Avg.	PF-D	S	TO	B	TP	Avg.
									O-D-Tot										
McGrady	6-6	247	62-146	.425	5-24	.208	33-53	.623	7-42-49	8.2	41	6.8	8-0	9	18	5	162	27.0	
Alston	4-4	126	21-48	.438	11-25	.440	4-5	.800	2-4-6	1.5	18	4.5	7-0	4	6	0	57	14.3	
Scola	6-6	220	30-67	.448	0-1	.000	24-35	.686	24-32-56	9.3	8	1.3	30-2	4	12	1	84	14.0	
Battier	6-6	246	20-45	.444	12-25	.480	8-11	.727	7-16-23	3.8	3	0.5	19-0	6	8	5	60	10.0	
Jackson	6-2	138	20-70	.286	5-24	.208	7-11	.636	2-8-10	1.7	9	1.5	11-0	5	4	0	52	8.7	
Landry	6-0	106	11-26	.423	0-0	—	12-16	.750	15-13-28	4.7	0	0.0	8-0	7	2	3	34	5.7	
Brooks	6-0	50	8-25	.320	0-10	.000	9-11	.818	0-6-6	1.0	3	0.5	11-0	0	3	0	25	4.2	
Mutombo	6-6	123	8-13	.615	0-0	—	7-11	.636	10-29-39	6.5	2	0.3	10-0	1	1	11	23	3.8	
Novak	3-0	21	3-4	.750	2-3	.667	0-0	—	1-1-2	0.7	0	0.0	2-0	0	0	1	8	2.7	
Hayes	6-0	108	7-11	.636	0-2	.000	0-0	—	7-21-28	4.7	5	0.8	18-0	3	4	6	14	2.3	
Woods	1-0	1	1-1	1.000	0-0	—	0-0	—	1-0-1	1.0	0	0.0	0-0	0	0	0	2	2.0	
Harris	3-0	9	1-2	.500	0-0	—	1-2	.500	1-1-2	0.7	0	0.0	0-0	0	0	0	3	1.0	
Head	5-0	44	1-14	.071	0-6	.000	2-2	1.000	1-1-2	0.4	4	0.8	3-0	2	4	1	4	0.8	
ROCKETS	6	1440	193-472	.409	35-120	.292	107-157	.682	78-174-252	42.0	93	15.5	127-2	41	65	33	528	88.0	
OPPONENTS	6	1440	203-454	.447	32-89	.360	105-152	.691	77-184-261	43.5	111	18.5	131-0	33	74	37	543	90.5	

## 2009 (7-6)

Player	G-S	Min	FGM-A	Pct.	3PM-A	Pct.	Rebounds											
							FTM-A	Pct.	O-D-Tot	Avg.	A	Avg.	PF-D	S	TO	B	TP	Avg.
Yao	9-9	323	54-99	.545	0-0	—	46-51	.902	19-79-98	10.9	9	1.0	27-0	4	17	11	154	17.1
Brooks	13-13	444	77-170	.453	27-64	.422	37-46	.804	4-30-34	2.6	44	3.4	29-0	5	29	3	218	16.8
Artest	13-13	488	80-203	.394	23-83	.277	20-28	.714	12-44-56	4.3	54	4.2	27-0	14	32	3	203	15.6
Scola	13-13	424	77-156	.494	0-0	—	33-49	.673	28-81-109	8.4	23	1.8	45-0	7	22	3	187	14.4
Waller	13-0	181	39-92	.424	9-22	.409	19-22	.864	0-12-12	0.9	9	0.7	11-0	2	11	1	106	8.2
Battier	13-13	496	33-81	.407	17-54	.315	22-23	.957	21-43-64	4.9	31	2.4	33-0	14	15	9	105	8.1
Landry	13-0	240	39-70	.557	0-2	.000	19-33	.576	16-35-51	3.9	3	0.2	27-0	4	14	5	97	7.5
Lowry	13-0	254	21-63	.333	4-16	.250	23-31	.742	8-30-38	2.9	32	2.5	23-0	12	17	1	69	5.3
Barry	4-0	35	5-10	.500	3-8	.375	0-0	—	0-4-4	1.0	3	0.8	3-0	2	4	0	13	3.3
Cook	6-0	32	4-15	.267	2-9	.222	0-0	—	3-9-12	2.0	3	0.5	4-0	2	4	1	10	1.7
Hayes	13-4	173	10-21	.476	0-2	.000	0-0	—	13-26-39	3.0	10	0.8	27-0	13	4	2	20	1.5
White	5-0	12	3-9	.333	1-2	.500	0-0	—	1-0-1	0.2	0	0.0	0-0	0	1	0	7	1.4
Mutombo	2-0	20	0-0	—	0-0	—	0-2	.000	1-8-9	4.5	0	0.0	5-0	1	0	2	0	0.0
ROCKETS	13	3120	442-989	.447	86-262	.328	219-285	.768	126-401-527	40.5	221	17.0	261-0	80	185	41	1189	91.5
OPPONENTS	13	3120	459-1020	.450	76-209	.364	214-288	.743	143-383-526	40.5	207	15.9	278-3	101	151	92	1208	92.9



# Year-by-Year Playoff Statistics

237 Games — Overall Record: 116-121

## Rockets

Year	G	FGM-A	Pct.	3FGM-A	Pct.	FTM-A	Pct.	Rebounds				AST	Avg.	PF-D	ST	TO	BL	TP	Avg.
								Off	Def	Tot	Avg.								
1969	6	247-531	.463	—	—	145-212	.684	—	—	296	49.3	113	18.8	154-1	—	—	—	637	106.2
1975	8	346-714	.485	—	—	176-220	.800	105	227	332	41.5	211	26.4	295-3	65	146	29	868	108.5
1977	12	549-1111	.494	—	—	209-283	.739	200	366	566	46.3	280	23.3	305-6	94	224	41	1307	108.9
1979	2	72-187	.385	—	—	53-66	.803	51	50	101	50.5	36	18.0	52-1	17	37	20	197	98.5
1980	7	288-608	.474	7-33	.212	132-164	.805	102	197	299	42.7	176	25.1	172-2	44	121	33	715	102.1
1981	21	819-1796	.456	8-32	.250	413-550	.751	309	547	856	40.8	474	22.6	466-4	174	296	113	2059	98.0
1982	3	107-271	.395	0-9	.000	47-61	.770	56	81	137	45.7	58	19.3	66-0	16	28	17	261	87.0
1985	5	214-495	.432	3-22	.136	89-157	.567	110	174	284	56.8	105	21.0	147-3	44	80	34	520	104.0
1986	20	894-1845	.485	13-50	.260	425-594	.715	337	609	946	47.3	568	28.5	462-6	172	303	149	2226	111.3
1987	10	411-833	.493	8-43	.186	267-346	.772	141	294	435	43.5	252	25.2	258-6	62	181	72	1097	109.7
1988	4	156-345	.452	9-25	.360	97-118	.822	64	112	176	44.0	79	19.8	90-1	32	59	17	418	104.5
1989	4	160-339	.472	11-29	.379	95-130	.731	51	106	157	39.3	97	24.3	100-1	37	66	21	426	106.5
1990	4	153-338	.453	11-40	.275	74-111	.667	61	95	156	39.0	91	22.8	87-0	36	58	26	391	97.8
1991	3	115-249	.462	12-39	.308	38-49	.776	36	86	122	40.7	73	24.3	72-0	21	47	13	280	93.3
1993	12	449-941	.477	64-171	.374	211-273	.773	136	362	498	41.5	298	24.8	237-3	101	212	86	1173	97.8
1994	23	838-1816	.461	149-410	.363	409-533	.767	232	720	952	41.4	590	24.8	496-5	168	331	143	2234	97.1
1995	22	849-1757	.483	189-483	.391	467-619	.754	211	649	860	39.1	555	25.2	545-6	168	264	128	2354	107.0
1996	8	291-659	.442	61-183	.333	139-189	.735	73	235	308	38.5	193	24.1	169-2	80	110	40	782	97.8
1997	16	565-1233	.458	142-392	.362	349-455	.767	196	468	664	41.5	370	23.1	350-4	123	243	70	1621	101.3
1998	5	145-377	.385	24-93	.258	109-149	.732	56	156	212	42.4	81	16.2	119-2	36	65	25	423	84.6
1999	4	135-325	.415	31-85	.365	87-114	.763	53	130	183	45.8	82	20.5	104-1	30	53	18	388	97.0
2004	5	159-372	.427	23-76	.303	82-114	.719	48	174	222	44.4	86	17.2	114-4	26	84	18	423	84.6
2005	7	245-526	.466	50-124	.403	143-181	.790	75	189	264	37.7	126	18.0	173-3	51	100	41	683	97.6
2007	7	208-507	.410	50-156	.321	145-184	.788	69	222	291	41.6	127	18.1	135-1	49	104	29	611	87.3
2008	6	193-472	.409	35-120	.292	107-157	.682	78	174	252	42.0	93	15.5	127-2	41	65	33	528	88.0
2009	13	442-989	.447	86-262	.328	219-285	.768	126	401	527	40.5	221	17.0	120-0	80	185	41	1189	91.5
<b>Totals</b>	<b>237</b>	<b>9050-19636</b>	<b>.461</b>	<b>986-2877</b>	<b>.343</b>	<b>4727-6314</b>	<b>.749</b>	<b>2976</b>	<b>6814</b>	<b>10086</b>	<b>42.6</b>	<b>5415</b>	<b>22.8</b>	<b>5556-67</b>	<b>1767</b>	<b>3462</b>	<b>1257</b>	<b>23811</b>	<b>100.5</b>

## Opponents

Year	G	FGM-A	Pct.	3FGM-A	Pct.	FTM-A	Pct.	Rebounds				AST	Avg.	PF-D	ST	TO	BL	TP	Avg.
								Off	Def	Tot	Avg.								
1969	6	254-585	.434	—	—	144-223	.646	—	—	323	53.8	112	18.7	162-1	—	—	—	652	108.7
1975	8	346-713	.485	—	—	171-208	.822	111	237	348	43.5	208	26.0	193-4	62	147	24	863	107.9
1977	12	536-1086	.494	—	—	233-338	.689	161	334	495	41.3	279	23.3	281-4	82	207	59	1305	108.8
1979	2	83-182	.456	—	—	43-59	.729	40	67	107	53.5	55	27.5	58-2	14	32	15	209	104.5
1980	7	305-613	.498	8-33	.242	145-178	.815	94	190	284	40.6	183	26.1	169-1	60	96	28	763	109.0
1981	21	835-1743	.479	9-54	.167	389-534	.728	293	616	909	43.3	508	24.2	490-9	148	341	117	2068	98.5
1982	3	113-263	.430	1-4	.250	49-68	.721	55	96	151	50.3	80	26.7	66-1	17	32	5	276	92.0
1985	5	80-418	.431	8-28	.286	153-188	.814	66	169	235	47.0	116	23.2	126-0	36	96	43	521	104.2
1986	20	842-1808	.466	38-124	.306	427-545	.783	301	571	872	43.6	534	26.7	480-3	175	329	101	2149	107.4
1987	10	414-915	.452	20-65	.308	233-307	.759	161	274	435	43.5	252	25.2	278-5	99	141	44	1081	108.1
1988	4	168-337	.499	6-23	.261	86-112	.768	56	115	171	42.8	99	24.8	92-1	36	62	24	428	107.0
1989	4	163-345	.472	9-38	.237	90-119	.756	62	116	178	44.5	98	24.5	105-1	35	66	35	425	106.3
1990	4	165-303	.545	12-37	.324	80-105	.762	38	115	153	38.3	105	26.3	80-0	33	66	27	422	105.5
1991	3	111-230	.483	12-35	.343	63-80	.788	28	82	110	36.7	72	24.0	55-0	22	42	19	297	99.0
1993	12	460-1047	.439	41-108	.380	194-278	.698	193	318	511	42.6	277	23.1	248-4	128	160	49	1155	96.3
1994	23	815-1932	.422	111-334	.332	421-566	.744	335	678	1013	44.0	510	22.2	488-3	176	281	112	2162	94.0
1995	22	836-1789	.467	136-388	.351	485-653	.743	277	686	963	43.8	506	23.0	524-4	153	302	87	2293	104.2
1996	8	302-649	.465	73-181	.403	144-194	.742	87	274	361	45.1	195	24.4	166-2	64	127	39	821	102.6
1997	16	584-1304	.448	92-256	.359	332-409	.812	212	433	645	40.3	358	22.4	378-6	141	198	67	1592	99.5
1998	5	168-368	.457	17-45	.378	104-150	.693	48	171	219	43.8	106	21.2	119-0	39	68	29	457	91.4
1999	4	151-322	.469	25-66	.379	70-110	.636	44	119	163	40.8	93	23.3	87-1	20	52	34	397	99.3
2004	5	169-394	.429	23-67	.343	89-140	.636	50	152	202	40.4	122	24.4	108-0	50	52	20	450	90.0
2005	7	240-535	.449	53-122	.434	169-211	.801	94	195	289	41.3	120	17.1	160-5	49	93	34	702	100.3
2007	7	249-561	.444	26-87	.299	109-146	.747	74	215	289	41.3	160	22.9	160-3	49	84	34	633	90.4
2008	6	203-454	.447	32-89	.360	105-152	.691	77	184	261	43.5	111	18.5	131-0	33	74	37	543	90.5
2009	13	459-1020	.450	76-209	.364	214-288	.743	143	383	526	40.5	207	15.9	278-3	101	151	92	1208	92.9
<b>Totals</b>	<b>237</b>	<b>9051-19916</b>	<b>.454</b>	<b>828-2393</b>	<b>.346</b>	<b>4742-6361</b>	<b>.745</b>	<b>3100</b>	<b>6790</b>	<b>10213</b>	<b>43.1</b>	<b>5466</b>	<b>23.1</b>	<b>5482-63</b>	<b>1822</b>	<b>3299</b>	<b>1175</b>	<b>23872</b>	<b>100.7</b>



# Rockets All-Time Playoff Leaders

(Current Rockets Players Bolded)

## Scoring Average (min. 20 games)

Player	G	Points	Avg.
1. Tracy McGrady	20	554	27.7
2. Hakeem Olajuwon	140	3,727	26.6
3. Moses Malone	45	1,089	24.2
4. Yao Ming	28	555	19.8
5. Ralph Sampson	35	691	19.7
6. Clyde Drexler	51	948	18.6
7. Calvin Murphy	51	945	18.5
8. Charles Barkley	24	416	17.3
9. Mike Newlin	22	325	14.8
10. Lewis Lloyd	25	367	14.7

## FT Percentage (min. 15 made)

Player	FTM	FTA	Pct.
1. Winston Garland	17	17	1.000
2. Mike James	23	24	.958
3. Eddie Johnson	30	32	.938
4. Calvin Murphy	165	177	.932
5. Matt Bullard	16	18	.889
6. Shane Battier	37	42	.881
7. Von Wafer	19	22	.864
8. Allen Leavell	113	131	.863
9. Mike Dunleavy	43	50	.860
10. Cuttino Mobley	18	21	.857

## FG Percentage (min. 50 made)

Player	FGM	FGA	Pct.
1. Otis Thorpe	257	429	.599
2. Rodney McCray	196	368	.533
3. Hakeem Olajuwon	1,492	2,825	.528
4. Carl Landry	50	96	.521
5. Yao Ming	195	376	.519
6. Ralph Sampson	274	547	.501
7. Mike Newlin	135	270	.500
8. Mitchell Wiggins	105	212	.495
9. Chucky Brown	59	121	.488
10. Moses Malone	409	840	.487

## 3-Point Percentage (min. 10 made)

Player	3PM	3PA	Pct.
1. Jon Barry	11	23	.478
2. David Wesley	10	21	.476
3. Matt Bullard	23	51	.451
4. Kenny Smith	117	261	.448
5. Shane Battier	48	122	.393
6. Mario Elie	74	190	.389
7. Robert Horry	108	282	.383
8. Allen Leavell	13	34	.382
9. Sleepy Floyd	16	42	.381
10. Pete Chilcutt	14	37	.378

## Games

1. Hakeem Olajuwon	140
2. Mario Elie	74
3. Robert Reid	72
4. Kenny Smith	68
5. Robert Horry	65
6. Allen Leavell	63
7. Sam Cassell	52
8. Clyde Drexler	51
Calvin Murphy	51
10. Otis Thorpe	46

## Rebounds

1. Hakeem Olajuwon	1,602
2. Moses Malone	697
3. Robert Horry	415
4. Otis Thorpe	409
5. Ralph Sampson	386
6. Robert Reid	383
7. Clyde Drexler	332
8. Charles Barkley	268
9. Yao Ming	261
10. Rodney McCray	258

## Blocks

1. Hakeem Olajuwon	468
2. Moses Malone	81
3. Robert Horry	75
4. Ralph Sampson	55
5. Yao Ming	42
6. Robert Reid	41
7. Rodney McCray	32
Billy Paultz	32
9. Clyde Drexler	29
10. Dikembe Mutombo	23

## Minutes

1. Hakeem Olajuwon	5,663
2. Robert Reid	2,699
3. Robert Horry	2,301
4. Kenny Smith	2,043
5. Mario Elie	1,981
6. Moses Malone	1,962
7. Clyde Drexler	1,946
8. Otis Thorpe	1,705
9. Calvin Murphy	1,660
10. Rodney McCray	1,611

## Steals

1. Hakeem Olajuwon	238
2. Robert Horry	106
3. Robert Reid	105
4. Clyde Drexler	88
5. Calvin Murphy	79
6. Allen Leavell	57
7. Kenny Smith	54
8. Mario Elie	52
9. Sam Cassell	48
10. Vernon Maxwell	38

## FG Made

1. Hakeem Olajuwon	1,492
2. Robert Reid	427
3. Moses Malone	409
4. Calvin Murphy	388
5. Clyde Drexler	330
6. Robert Horry	275
7. Ralph Sampson	274
8. Kenny Smith	268
9. Otis Thorpe	257
10. Vernon Maxwell	219

## Points

1. Hakeem Olajuwon	3,727
2. Moses Malone	1,089
3. Robert Reid	1,019
4. Clyde Drexler	948
5. Calvin Murphy	945
6. Robert Horry	785
7. Kenny Smith	780
8. Ralph Sampson	691
9. Mario Elie	630
10. Otis Thorpe	626

## Assists

1. Hakeem Olajuwon	456
2. Robert Reid	333
3. Kenny Smith	305
4. Clyde Drexler	251
5. Robert Horry	220
6. Sam Cassell	216
7. Calvin Murphy	213
8. Allen Leavell	203
9. Rodney McCray	201
10. Mario Elie	173

# Rockets All-Time Playoff Leaders

## FG Attempted

1. Hakeem Olajuwon	2,825
2. Robert Reid	974
3. Moses Malone	840
4. Calvin Murphy	817
5. Clyde Drexler	749
6. Robert Horry	627
7. Kenny Smith	586
8. Vernon Maxwell	575
9. Ralph Sampson	547
10. Tracy McGrady	477

## 3-Pointers Attempted

1. Robert Horry	282
2. Clyde Drexler	261
Kenny Smith	261
4. Vernon Maxwell	239
5. Mario Elie	190
6. Sam Cassell	134
7. Matt Maloney	128
8. Shane Battier	122
9. Tracy McGrady	106
10. Ron Artest	83

## Free Throws Attempted

1. Hakeem Olajuwon	1,028
2. Moses Malone	375
3. Clyde Drexler	265
4. Robert Reid	217
5. Ralph Sampson	198
Yao Ming	198
7. Sam Cassell	188
8. Charles Barkley	185
9. Robert Horry	179
10. Calvin Murphy	177

## 3-Pointers Made

1. Kenny Smith	117
2. Robert Horry	108
3. Clyde Drexler	82
4. Mario Elie	74
5. Vernon Maxwell	73
6. Sam Cassell	49
7. Shane Battier	48
Matt Maloney	48
9. Tracy McGrady	31
10. Rafer Alston	27
Aaron Brooks	27

## Free Throws Made

1. Hakeem Olajuwon	739
2. Moses Malone	271
3. Clyde Drexler	206
4. Calvin Murphy	165
Yao Ming	165
6. Sam Cassell	158
7. Robert Reid	157
8. Mario Elie	144
9. Ralph Sampson	140
10. Charles Barkley	135

## Best Playoff Series

(Current Rockets Players Bolded)

## Scoring

Player	Series	G	Points	Avg.
Hakeem Olajuwon	Dallas, 1988	4	150	37.5
Hakeem Olajuwon	San Antonio, 1995	6	212	35.3
Hakeem Olajuwon	Utah, 1995	5	175	35.0
Hakeem Olajuwon	Portland, 1994	4	136	34.0
Hakeem Olajuwon	Orlando, 1995	4	131	32.8
Moses Malone	L.A. Lakers, 1981	3	94	31.6
Hakeem Olajuwon	L.A. Lakers, 1986	5	155	31.0
Hakeem Olajuwon	Seattle, 1987	6	183	30.5
Tracy McGrady	Dallas, 2005	7	215	30.7
Hakeem Olajuwon	L.A. Clippers, 1993	5	146	29.2

## Rebounds

Player	Series	G	Reb.	Avg.
Moses Malone	Atlanta, 1979	2	41	20.5
Moses Malone	San Antonio, 1980	3	53	17.7
Moses Malone	Philadelphia, 1977	6	103	17.2
Hakeem Olajuwon	Dallas, 1988	4	67	16.8
Moses Malone	Washington, 1977	6	100	16.7

## Assists

Player	Series	G	Ast.	Avg.
Sleepy Floyd	L.A. Lakers, 1990	4	41	10.3
Allen Leavell	Portland, 1987	4	39	9.8
Tom Henderson	San Antonio, 1980	3	28	9.3
Robert Reid	Boston, 1986	6	52	8.7
Rodney McCray	L.A. Lakers, 1986	5	41	8.2

## Field Goal Percentage

Player	Series	G	FGM-A	Pct.
Chuck Hayes	Utah, 2007	7	12-17	.706
Otis Thorpe	Seattle, 1993	5	44-67	.657
Yao Ming	Dallas, 2005	7	55-84	.655
Mark Bryant	L.A. Lakers, 1996	4	13-20	.650
Mario Elie	Orlando, 1995	4	24-37	.649
Otis Thorpe	Seattle, 1989	4	24-37	.649

## Free Throw Percentage

Player	Series	G	FTM-A	Pct.
Calvin Murphy	San Antonio, 1981	7	23-23	1.000
Kenny Smith	Utah, 1995	5	18-18	1.000
Mike James	Dallas, 2005	7	23-24	.958
Calvin Murphy	L.A. Lakers, 1981	3	19-20	.950
Calvin Murphy	New York, 1975	3	16-17	.941

# Playoff 40-Point Club

(Current Rockets Players Bolded)

## Rockets

Player	Date	Opponent	TP
Hakeem Olajuwon	May 14, 1987	at Seattle (2OT)	49
Hakeem Olajuwon	May 1, 1994	vs. Portland	46
Hakeem Olajuwon	April 27, 1995	at Utah	45
Hakeem Olajuwon	May 26, 1995	vs. San Antonio	43
Calvin Murphy	April 17, 1981	at San Antonio	42
Moses Malone	April 26, 1981	vs. Kansas City	42
Sleepy Floyd	April 30, 1988	at Dallas	42
Hakeem Olajuwon	May 30, 1995	at San Antonio	42
Moses Malone	April 10, 1981	vs. San Antonio	41
Hakeem Olajuwon	April 30, 1988	at Dallas	41
Hakeem Olajuwon	May 25, 1994	vs. Utah	41
Clyde Drexler	May 5, 1995	vs. Utah	41
Hakeem Olajuwon	May 24, 1995	at San Antonio	41

Calvin Murphy	April 29, 1977	vs. Washington	40
Hakeem Olajuwon	May 16, 1986	vs. L.A. Lakers	40
Hakeem Olajuwon	May 5, 1988	vs. Dallas	40
Hakeem Olajuwon	May 5, 1995	vs. Utah	40
Tracy McGrady	May 2, 2008	at Utah	40

## Opponents

Player	Date	Opponent	TP
Kevin Johnson	May 20, 1995	at Phoenix	46
George Gervin	April 4, 1980	at San Antonio	44
Kevin Johnson	May 14, 1995	vs. Phoenix	43
Alex English	May 8, 1986	at Denver (2OT)	42
Brandon Roy	April 21, 2009	at Portland	42
Carlos Boozer	April 23, 2007	vs. Utah	41
Kobe Bryant	May 6, 2009	at L.A. Lakers	40

# Playoff Statistical Achievements

## 30 Points/20 Rebounds Club

Player	Opponent	Date	Pts.	Reb.
Elvin Hayes	vs. Atlanta	April 4, 1969	30	20
Moses Malone	vs. Washington	April 21, 1977	31	26
Moses Malone	vs. Philadelphia	May 11, 1977	30	25
Moses Malone	vs. San Antonio	April 6, 1980	37	20
Moses Malone	at L.A. Lakers	April 1, 1981	38	23
Moses Malone	vs. Kansas City	April 26, 1981	42	23
Hakeem Olajuwon	at Seattle (2OT)	May 14, 1987	49	25
Hakeem Olajuwon	at Dallas	April 30, 1988	41	26
Hakeem Olajuwon	vs. L.A. Clippers	May 8, 1993	31	21
Charles Barkley	vs. L.A. Lakers	May 13, 1999	30	23

## 30-30 Club

(Two Rockets scoring 30 points or more in the same game)

Player	Pts.	Player	Pts.	Opponent	Date
Calvin Murphy	35	Mike Newlin	31	vs. Boston	April 22, 1975
Moses Malone	37	Calvin Murphy	33	vs. San Antonio	April 6, 1980
Calvin Murphy	36	Moses Malone	34	at San Antonio	April 14, 1981
Hakeem Olajuwon	36	Ralph Sampson	33	vs. Denver	May 6, 1986
Sleepy Floyd	42	Hakeem Olajuwon	41	at Dallas	April 30, 1988
Kenny Smith	32	Clyde Drexler	30	at Utah	April 29, 1995
Clyde Drexler	41	Hakeem Olajuwon	40	vs. Utah	May 5, 1995
Hakeem Olajuwon	33	Clyde Drexler	31	at Utah	May 7, 1995
Hakeem Olajuwon	42	Sam Cassell	30	at San Antonio	May 30, 1995
Hakeem Olajuwon	34	Sam Cassell	31	at Orlando	June 9, 1995
Scottie Pippen	37	Charles Barkley	30	vs. L.A. Lakers	May 13, 1999

## Triple-Double Club

**Rockets:** Ralph Sampson vs. Denver (May 6, 1986) 33 pts., 17 rebs., 10 asts.  
 Rodney McCray vs. Seattle (May 12, 1987) 24 pts., 10 rebs., 11 asts.  
 Hakeem Olajuwon vs. L.A. Lakers (April 29, 1990) 11 pts., 11 rebs., 10 blks.  
 Steve Francis vs. L.A. Lakers (April 19, 2004) 18 pts., 10 rebs., 12 asts.

**Opponents:** Larry Bird (Boston) June 1, 1986; 25 pts., 15 rebs., 11 asts.  
 Larry Bird (Boston) June 8, 1986; 29 pts., 11 rebs., 12 asts.  
 Earvin Johnson (L.A. Lakers) May 18, 1986; 20 pts., 12 rebs., 11 asts.

# Rockets Playoff Team Records

## Most Points Scored

<b>Game:</b>	141	at San Antonio	4/6/80
<b>Half:</b>	83	vs. San Antonio, 2nd	4/6/80
<b>Quarter:</b>	45	vs. San Antonio, 3rd	4/6/80

## Fewest Points Scored

<b>Game:</b>	67	at Utah	4/26/07
<b>Half:</b>	25	at Utah, 2nd	4/26/07
<b>Quarter:</b>	8	vs. Phoenix, 4th	5/11/94

## Largest Victory Margin

<b>Game:</b>	33	vs. Phoenix	5/13/95
	(118-85)		

## Most Field Goals Made

<b>Game:</b>	58	vs. Washington	4/21/77
	58	vs. San Antonio	4/6/80

## Fewest Field Goals Made

<b>Game:</b>	21	at Utah	4/26/07
--------------	----	---------	---------

## Most Field Goals Attempted

<b>Game:</b>	114	vs. Washington	4/21/77
--------------	-----	----------------	---------

## Fewest Field Goals Attempted

<b>Game:</b>	64	at Utah	4/26/07
--------------	----	---------	---------

## Highest Field Goal Percentage

<b>Game:</b>	.627	vs. L.A. Clippers	4/29/93
	(47-75)		

## Lowest Field Goal Percentage

<b>Game:</b>	.304	vs. Boston	5/9/81
	(24-79)		

## Most 3-Point Field Goals Made

<b>Game:</b>	19	at Utah	4/29/95
--------------	----	---------	---------

## Most 3-Point Field Goals Attempted

<b>Game:</b>	34	vs. Seattle	5/12/96
--------------	----	-------------	---------

## Highest 3-Point Field Goal Percentage

<b>Game:</b>	.679	at Utah	4/29/95
	(19-28)		

## Most Free Throws Made

<b>Game:</b>	39	vs. Portland	4/28/87
--------------	----	--------------	---------

## Fewest Free Throws Made

<b>Game:</b>	3	vs. Washington	4/19/77
--------------	---	----------------	---------

## Most Free Throws Attempted

<b>Game:</b>	47	vs. Utah	5/5/95
--------------	----	----------	--------

## Fewest Free Throws Attempted

<b>Game:</b>	6	vs. Washington	4/19/77
--------------	---	----------------	---------

## Highest Free Throw Percentage

<b>Game:</b>	.955	vs. L.A. Lakers	4/5/81
	(21-22)		

## Lowest Free Throw Percentage

<b>Game:</b>	.462	at Seattle	5/4/96
	(6-13)		

## Most Rebounds

<b>Game:</b>	66	vs. Denver	5/6/86
--------------	----	------------	--------



## Most Offensive Rebounds

<b>Game:</b>	28	vs. Philadelphia	4/11/77
	28	vs. Boston	5/10/81

## Most Defensive Rebounds

<b>Game:</b>	44	vs. Denver	5/6/86
--------------	----	------------	--------

## Most Assists

<b>Game:</b>	39	at L.A. Lakers	5/13/86
--------------	----	----------------	---------

## Fewest Assists

<b>Game:</b>	10	vs. Boston	5/9/81
	10	at Utah	5/2/08

## Most Steals

<b>Game:</b>	17	at Kansas City	4/21/81
--------------	----	----------------	---------

## Most Blocked Shots

<b>Game:</b>	14	vs. L.A. Clippers	4/29/93
--------------	----	-------------------	---------

## Most Turnovers

<b>Game:</b>	25	at Portland	4/26/87
	25	vs. L.A. Clippers	5/8/93

## Fewest Turnovers

<b>Game:</b>	5	vs. L.A. Lakers	4/30/96
--------------	---	-----------------	---------

# Opponents Playoff Team Records

## Most Points Scored

<b>Game:</b>	138	vs. Boston	4/14/80
<b>Half:</b>	75	at Phoenix, 1st	5/9/95
<b>Quarter:</b>	43	at Dallas, 4th	4/28/88
	43	at Phoenix, 2nd	5/9/95

## Fewest Points Scored

<b>Game:</b>	69	vs. Utah	4/29/08
<b>Half:</b>	31	at Utah, 1st	5/29/94
<b>Quarter:</b>	9	at L.A. Lakers, 3rd	4/17/04

## Largest Victory Margin

<b>Game:</b>	40	at Dallas	5/7/05
	(116-76)		
	40	at L.A. Lakers	5/12/09
	(118-78)		

## Most Field Goals Made

<b>Game:</b>	54	at Boston	4/24/75
	54	at Philadelphia	5/5/77

## Fewest Field Goals Made

<b>Game:</b>	24	at Dallas	4/23/05
--------------	----	-----------	---------

## Most Field Goals Attempted

<b>Game:</b>	109	at Denver	5/8/86
--------------	-----	-----------	--------

## Fewest Field Goals Attempted

<b>Game:</b>	64	at Kansas City	4/21/81
--------------	----	----------------	---------

## Highest Field Goal Percentage

<b>Game:</b>	.633	vs. Boston	5/14/81
	(50-79)		

## Lowest Field Goal Percentage

<b>Game:</b>	.329	at L.A. Lakers	4/17/04
	(25-76)		

## Most 3-Point Field Goals Made

<b>Game:</b>	20	at Seattle	5/6/96
--------------	----	------------	--------

## Most 3-Point Field Goals Attempted

<b>Game:</b>	31	vs. Orlando	6/11/95
	31	vs. Orlando	6/14/95

## Most Free Throws Made

<b>Game:</b>	39	at Utah	4/24/85
--------------	----	---------	---------

## Fewest Free Throws Made

<b>Game:</b>	5	vs. L.A. Clippers	5/8/93
--------------	---	-------------------	--------

## Most Free Throws Attempted

<b>Game:</b>	50	at Utah	4/24/85
--------------	----	---------	---------

## Fewest Free Throws Attempted

<b>Game:</b>	8	vs. L.A. Clippers	5/8/93
--------------	---	-------------------	--------

## Highest Free Throw Percentage


<b>Game:</b>	1.000	vs. Portland	4/26/09
	(17-17)		

## Lowest Free Throw Percentage

<b>Game:</b>	.464	vs. Atlanta	4/1/69
	(13-28)		

## Most Rebounds

<b>Game:</b>	66	at Phoenix	5/16/95
--------------	----	------------	---------



## Most Offensive Rebounds

<b>Game:</b>	27	vs. Utah	4/28/85
	27	vs. Sacramento	4/17/86

## Most Defensive Rebounds

<b>Game:</b>	44	at Phoenix	5/16/95
--------------	----	------------	---------

## Most Assists

<b>Game:</b>	39	vs. L.A. Lakers	5/16/86
--------------	----	-----------------	---------

## Most Steals

<b>Game:</b>	16	at Portland	4/26/87
--------------	----	-------------	---------

## Most Blocked Shots

<b>Game:</b>	14	at San Antonio	4/8/81
--------------	----	----------------	--------

## Most Turnovers

<b>Game:</b>	26	at New York	4/10/75
	26	at Kansas City	4/21/81

## Fewest Turnovers

<b>Game:</b>	5	vs. Minnesota	4/24/97
	5	vs. L.A. Lakers	4/23/04
	5	at Utah	5/2/08

# Rockets Playoff Individual Records

(Current Rockets Players Bolded)

## Points

<b>Game:</b>	49	Hakeem Olajuwon	at Seattle (2OT)	5/14/87
<b>Half:</b>	31	Vernon Maxwell	at Phoenix, 2nd	5/13/94
<b>Quarter:</b>	18	Hakeem Olajuwon	vs. Utah, 1st	5/5/95

**Note:** Twice in Houston Rockets history, two players have scored 40 or more points in the same playoff game ... Eric Floyd (42) and Hakeem Olajuwon (41) accomplished this feat at Dallas (4/30/88) ... Clyde Drexler (41) and Olajuwon (40) also did this vs. Utah (5/5/95) ... these were the second and third times in NBA Playoff history that two teammates scored 40 or more points in the same game ... Elgin Baylor (45) and Jerry West (41) did it with Los Angeles at Detroit (3/19/62) in Game Four of the Western Semifinals (Pistons won, 118-117).

## Most Field Goals Made

<b>Game:</b>	20	Hakeem Olajuwon	at Utah	4/27/95
--------------	----	-----------------	---------	---------

## Most Field Goals Attempted

<b>Game:</b>	34	Moses Malone	at L.A. Lakers	4/1/81
	34	Moses Malone	vs. Kansas City	4/26/81
	34	Hakeem Olajuwon	vs. Phoenix	5/14/95

## Highest Field Goal Percentage

<b>Game:</b>	1.000 (9-9)	Yao Ming	at Portland	4/18/09
	.929 (13-14)	Yao Ming	at Dallas	4/25/05

## Most 3-Point Field Goals Made

<b>Game:</b>	8	Matt Maloney	at Seattle	5/11/97
<b>Consecutive:</b>	6	Matt Bullard	vs. L.A. Clippers/Seattle	5/5/93-5/12/93
	6	Kenny Smith	at Utah	4/29/95

## Most 3-Point Field Goals Attempted

<b>Game:</b>	13	Vernon Maxwell	at L.A. Lakers	4/27/91
	13	Matt Maloney	at Seattle	5/11/97

## Most Free Throws Made

<b>Game:</b>	18	Moses Malone	at San Antonio	4/14/81
	18	Hakeem Olajuwon	vs. L.A. Clippers	5/1/93

## Most Free Throws Attempted

<b>Game:</b>	20	Moses Malone	at San Antonio	4/14/81
	20	Hakeem Olajuwon	vs. L.A. Lakers	5/18/86
	20	Hakeem Olajuwon	vs. L.A. Clippers	5/1/93
	20	Hakeem Olajuwon	at Utah	5/7/95

## Highest Free Throw Percentage

<b>Game:</b>	1.000 (13-13*)	Hakeem Olajuwon	vs. Utah	5/25/94
--------------	-------------------	-----------------	----------	---------

## Most Rebounds

<b>Game:</b>	26	Moses Malone	vs. Washington	4/21/77
	26	Hakeem Olajuwon	at Dallas	4/30/88

## Most Offensive Rebounds

<b>Game:</b>	15	Moses Malone	vs. Washington	4/21/77
--------------	----	--------------	----------------	---------

## Most Defensive Rebounds

<b>Game:</b>	19	Jim Jackson	vs. L.A. Lakers	4/25/04
	19	Hakeem Olajuwon	at Dallas	4/30/88

## Most Assists

<b>Game:</b>	18	Sleepy Floyd	vs. L.A. Lakers	5/1/90
--------------	----	--------------	-----------------	--------

## Most Steals

<b>Game:</b>	7	Robert Horry	at Orlando	6/9/95
--------------	---	--------------	------------	--------

## Most Blocked Shots

<b>Game:</b>	10	Hakeem Olajuwon	at L.A. Lakers	4/29/90
--------------	----	-----------------	----------------	---------

## Most Turnovers

<b>Game:</b>	9	Robert Reid	at Boston	4/9/80
--------------	---	-------------	-----------	--------

# Opponents Playoff Individual Records

## Points

Game:	46	Kevin Johnson	at Phoenix	5/20/95
Half:	32	Mark Aguirre	vs. Dallas, 2nd	5/5/88
Quarter:	27	Mark Aguirre	vs. Dallas, 3rd	5/5/88

## Most Field Goals Made

Game:	19	George Gervin	at San Antonio	4/4/80
-------	----	---------------	----------------	--------

## Most Field Goals Attempted

Game:	31	Kevin Johnson	at Phoenix	5/15/94
	31	Kobe Bryant	at L.A. Lakers	5/4/09

## Highest Field Goal Percentage

Game:	.900 (9-10)	Nate Archibald	vs. Boston	4/13/80
-------	----------------	----------------	------------	---------

## Most 3-Point Field Goals Made

Game:	6	Jason Terry	vs. Dallas	4/30/05
	6	Deron Williams	at Utah	5/2/08

## Most 3-Point Field Goals Attempted

Game:	12	Nick Anderson	vs. Orlando	6/11/95
	12	Gary Payton	at Seattle	5/4/96

## Most Free Throws Made

Game:	21	Kevin Johnson	at Phoenix	5/20/95
-------	----	---------------	------------	---------

## Most Free Throws Attempted

Game:	22	Kevin Johnson	at Phoenix	5/20/95
-------	----	---------------	------------	---------

## Highest Free Throw Percentage

Game:	1.000 (13-13)	George Gervin	vs. San Antonio	4/6/80
	1.000 (13-13)	Adrian Dantley	vs. Utah	4/28/85
	1.000 (13-13)	Brandon Roy	vs. Portland	4/26/09

## Most Rebounds

Game:	24	Dave Cowens	vs. Boston	4/22/75
-------	----	-------------	------------	---------

## Most Offensive Rebounds

Game:	12	Dennis Rodman	vs. San Antonio	5/28/95
	12	Dean Garrett	at Minnesota	4/29/97

## Most Defensive Rebounds

Game:	20	Dave Cowens	vs. Boston	4/22/75
-------	----	-------------	------------	---------

## Most Assists

Game:	21	Earvin Johnson	at L.A. Lakers	4/27/91
-------	----	----------------	----------------	---------

## Most Steals

Game:	6	4x: last Hersey Hawkins	vs. Seattle	5/7/97
-------	---	-------------------------	-------------	--------

## Most Blocked Shots

Game:	10	Mark Eaton	at Utah	4/26/85
-------	----	------------	---------	---------

## Most Turnovers

Game:	8	Kevin Johnson	vs. Phoenix	5/8/94
	8	Shawn Kemp	vs. Seattle	5/17/97


# Rockets Team Playoff Series Records

## Team Playoff Series Records

Field Goals Made	3-Game Series	4-Game Series	5-Game Series	6-Game Series	7-Game Series
	139 vs. San Antonio, 1980	173 vs. Portland, 1987	218 vs. Boston, 1975	232 vs. Denver, 1986	300 vs. San Antonio, 1981
Field Goals Attempted	285 vs. L.A. Lakers, 1981	345 vs. Dallas, 1988	485 vs. Utah, 1985	582 vs. Denver, 1986	595 vs. Phoenix, 1994
FT Made	63 vs. Minnesota, 1997	102 vs. Portland, 1987	125 vs. Utah, 1995	165 vs. Seattle, 1987	165 vs. San Antonio, 1981
FT Attempted	90 vs. Minnesota, 1997 vs. Sacramento, 1986	130 vs. Seattle, 1989	166 vs. Utah, 1995	218 vs. Seattle, 1987	214 vs. San Antonio, 1981
Highest FT Pct.	.814 vs. New York, 1975	.882 vs. Boston, 1980	.798 vs. Utah, 1994	.785 vs. Utah, 1997	.794 vs. Seattle, 1993
Lowest FT Pct.	.678 vs. Sacramento, 1986	.667 vs. L.A. Lakers, 1990	.567 vs. Utah, 1985	.665 vs. Denver, 1986	.736 vs. Phoenix, 1994
Most 3-Pt. FG Made	35 vs. Minnesota, 1997	43 vs. Seattle, 1996	47 vs. Utah, 1995	45 vs. Utah, 1997	62 vs. Seattle, 1997
Most 3-Pt. FG Attempted	81 vs. Minnesota, 1997	118 vs. Seattle, 1996	99 vs. Utah, 1995	131 vs. Utah, 1997	180 vs. Seattle, 1997
Highest 3-Pt. FG Pct.	.432 vs. Minnesota, 1997	.437 vs. Portland, 1994	.475 vs. Utah, 1995	.371 vs. Portland, 2009	.403 vs. Dallas, 2005
Rebounds	148 vs. L.A. Lakers, 1981	183 vs. L.A. Lakers, 1999	284 vs. Utah, 1985	327 vs. Denver, 1986	308 vs. Phoenix, 1994
Assists	87 vs. Minnesota, 1997	118 vs. Portland, 1987	147 vs. L.A. Lakers, 1986	180 vs. Denver, 1986	209 vs. Phoenix, 1994
Steals	33 vs. Sacramento, 1986	43 vs. L.A. Lakers, 1996	52 vs. Kansas City, 1981	54 vs. Boston, 1986	63 vs. Seattle, 1997
Blocks	23 vs. Sacramento, 1986	31 vs. Portland, 1987	44 vs. L.A. Clippers, 1993	50 vs. Denver, 1986	49 vs. Phoenix, 1994
Most Points — Team	337 vs. San Antonio, 1980	456 vs. Orlando, 1995	555 vs. L.A. Lakers, 1986	728 vs. Denver, 1986	768 vs. San Antonio, 1981
Fewest Points — Team	261 vs. Seattle, 1982	378 vs. Boston, 1980	423 vs. L.A. Lakers, 2004 vs. Utah, 1998	520 vs. Boston, 1981	603 vs. New York, 1994



# The NBA



# National Basketball Association

## NATIONAL BASKETBALL ASSOCIATION NBA ENTERTAINMENT WOMEN'S NATIONAL BASKETBALL ASSOCIATION

### New York

Olympic Tower  
645 Fifth Avenue  
New York, NY 10022  
Telephone: ..... (212) 407-8000  
Fax: ..... (212) 832-3861

### New Jersey

100 Plaza Drive  
Secaucus, NJ 07094  
Telephone: ..... (201) 865-1500  
Fax: ..... (201) 974-5973

### NBA CITY

6068 Universal Boulevard  
Orlando, FL 32819  
Telephone: ..... (407) 363-5919  
Fax: ..... (407) 370-3178

## INTERNATIONAL NBA OFFICES

### CANADA

50 Bay Street, Suite 1402  
Toronto, Ontario  
Canada M5J 345  
Telephone: ..... (416) 364-2030  
Fax: ..... (416) 364-0205

### EUROPE

Headquarters - NBA EMEA  
125 Kensington High Street  
London, W8 5SF, UK  
Telephone: ..... 011-44-20-7795-8921  
Fax: ..... 011-44-20-7795-8901

### Italy

Via Dogana 3  
20123, Milano, Italy  
Telephone: ..... 011-39-02-8648-9361  
Fax: ..... 011-39-02-809-250

### Spain

pq. Empresarial 'La Finca'  
Edif. 15A, 28223  
Pozuelo de Alarcon  
Madrid, Spain  
Telephone: ..... 011-34-911-115-800  
Fax: ..... 011-34-917-995-182

### Turkey

Tarakci Caddesi  
Bele Gerdn Stesi No8  
Zekeriyaka Sariyer  
Istanbul, Turkey  
Telephone: ..... 011-90-530-772-7975

### AFRICA

Nelson Mandela Square, 2<sup>nd</sup> Floor  
West Tower  
Maude Street, Sandton  
Johannesburg, South Africa  
Telephone: ..... 011-27-11-881-5980  
Fax: ..... 011-27-0-867-26-6351

### INDIA

Parinee Crescenzo  
1<sup>st</sup> Floor, C38 & C39  
BCK, Mumbai 51  
Telephone: ..... 011-91-22-330-40608

### MEXICO

Av. Santa Fe #94 A Tower 8<sup>th</sup> Floor.  
Col. Zedec Santa Fe.  
Mexico City, Mexico 01210  
Telephone: ..... 011-52-55-88511146

### ASIA/PACIFIC

#### China-Beijing

19<sup>th</sup> Floor, Office Tower 2,  
China Central Place,  
No. 79 Jianguo Road  
Chaoyang District  
Beijing 100025, China  
Telephone: ..... 011-86-10-5200-8200  
Fax: ..... 011-86-10-5200-8202

#### China-Shanghai

Unit 2703-08, 27/F,  
Tower, 2, Plaza 66,  
1366 Nanjing West Road  
Shanghai 200040, China  
Telephone: ..... 011-86-21-6137-2200  
Fax: ..... 011-86-21-6288-9920

#### Hong Kong

3101, The Lee Gardens  
33 Hysan Avenue  
Causeway Bay, Hong Kong  
Telephone: ..... 011-852-2843-9600  
Fax: ..... 011-852-2536-4808

#### Taiwan

Suite 1303, No. 88, Section 2  
Chung Hsiao East Road  
Taipei, Taiwan ROC  
Telephone: ..... 011-886-2-2358-1900  
Fax: ..... 011-886-2-2358-1098

#### Korea

41F Gangnam Finance Center  
737 Yeoksam-dong, Gangnam-gu  
Seoul Korea 135-984  
Telephone: ..... 011-822-2008-4617  
Fax: ..... 011-822-2008-4618

# 2012-2013 National Television Schedule

Date	Time (ET)	Away	Home	Network	Date	Time (ET)	Away	Home	Network
10/30/12	8:00 PM	Boston	Miami	TNT	1/31/13	8:00 PM	Memphis	Oklahoma City	TNT
10/30/12	10:30 PM	Dallas	L.A. Lakers	TNT	1/31/13	10:30 PM	Dallas	Golden State	TNT
11/1/12	7:00 PM	New York	Brooklyn	TNT	2/1/13	7:00 PM	Miami	Indiana	ESPN
11/1/12	9:30 PM	Oklahoma City	San Antonio	TNT	2/1/13	9:30 PM	L.A. Lakers	Minnesota	ESPN
11/2/12	8:00 PM	Miami	New York	ESPN	2/6/13	9:00 PM	San Antonio	Minnesota	ESPN
11/2/12	10:30 PM	L.A. Clippers	L.A. Lakers	ESPN	2/7/13	8:00 PM	L.A. Lakers	Boston	TNT
11/7/12	8:00 PM	Philadelphia	New Orleans	ESPN	2/7/13	10:30 PM	Chicago	Denver	TNT
11/7/12	10:30 PM	San Antonio	L.A. Clippers	ESPN	2/8/13	8:00 PM	L.A. Clippers	Miami	ESPN
11/8/12	8:00 PM	Oklahoma City	Chicago	TNT	2/8/13	10:30 PM	Chicago	Utah	ESPN
11/8/12	10:30 PM	L.A. Clippers	Portland	TNT	2/10/13	1:00 PM	L.A. Clippers	New York	ABC
11/9/12	10:30 PM	Utah	Denver	ESPN	2/10/13	3:30 PM	L.A. Lakers	Miami	ABC
11/14/12	8:00 PM	Memphis	Oklahoma City	ESPN	2/10/13	8:00 PM	San Antonio	Brooklyn	ESPN
11/14/12	10:30 PM	Miami	L.A. Clippers	ESPN	2/14/13	8:00 PM	Miami	Oklahoma City	TNT
11/15/12	8:00 PM	Boston	Brooklyn	TNT	2/14/13	10:30 PM	L.A. Clippers	L.A. Lakers	TNT
11/15/12	10:30 PM	Miami	Denver	TNT	2/20/13	8:00 PM	Miami	Atlanta	ESPN
11/16/12	7:00 PM	Utah	Philadelphia	ESPN	2/20/13	10:30 PM	Boston	L.A. Lakers	ESPN
11/16/12	9:30 PM	New York	Memphis	ESPN	2/21/13	8:00 PM	Miami	Chicago	TNT
11/21/12	7:30 PM	L.A. Clippers	Oklahoma City	ESPN	2/21/13	10:30 PM	San Antonio	L.A. Clippers	TNT
11/29/12	8:00 PM	San Antonio	Miami	TNT	2/22/13	8:00 PM	Minnesota	Oklahoma City	ESPN
11/29/12	10:30 PM	Denver	Golden State	TNT	2/22/13	10:30 PM	San Antonio	Golden State	ESPN
11/30/12	10:30 PM	Denver	L.A. Lakers	ESPN	2/24/13	1:00 PM	L.A. Lakers	Dallas	ABC
12/5/12	8:00 PM	Chicago	Cleveland	ESPN	2/24/13	7:00 PM	Philadelphia	New York	ESPN
12/5/12	10:30 PM	Dallas	L.A. Clippers	ESPN	2/24/13	9:30 PM	Chicago	Oklahoma City	ESPN
12/6/12	8:00 PM	New York	Miami	TNT	2/27/13	8:00 PM	Detroit	Washington	ESPN
12/6/12	10:30 PM	Dallas	Phoenix	TNT	2/27/13	10:30 PM	Denver	Portland	ESPN
12/7/12	7:00 PM	Boston	Philadelphia	ESPN	2/28/13	8:00 PM	Philadelphia	Chicago	TNT
12/7/12	9:30 PM	L.A. Lakers	Oklahoma City	ESPN	2/28/13	10:30 PM	Minnesota	L.A. Lakers	TNT
12/11/12	7:00 PM	New York	Brooklyn	ESPN	3/1/13	8:00 PM	Dallas	Brooklyn	ESPN
12/11/12	9:30 PM	L.A. Clippers	Chicago	ESPN	3/1/13	10:30 PM	Oklahoma City	Denver	ESPN
12/12/12	8:00 PM	Dallas	Boston	ESPN	3/3/13	1:00 PM	Miami	New York	ABC
12/12/12	10:30 PM	San Antonio	Utah	ESPN	3/3/13	3:30 PM	Oklahoma City	L.A. Clippers	ABC
12/13/12	8:00 PM	L.A. Lakers	New York	TNT	3/3/13	8:00 PM	Chicago	Indiana	ESPN
12/13/12	10:30 PM	San Antonio	Portland	TNT	3/5/13	7:00 PM	Boston	Philadelphia	TNT
12/14/12	8:00 PM	Golden State	Orlando	ESPN	3/5/13	9:30 PM	L.A. Lakers	Oklahoma City	TNT
12/14/12	10:30 PM	Memphis	Denver	ESPN	3/6/13	9:00 PM	Chicago	San Antonio	ESPN
12/19/12	7:00 PM	Brooklyn	New York	ESPN	3/7/13	8:00 PM	Oklahoma City	New York	TNT
12/19/12	9:30 PM	Milwaukee	Memphis	ESPN	3/7/13	10:30 PM	L.A. Clippers	Denver	TNT
12/20/12	7:00 PM	Oklahoma City	Minnesota	TNT	3/8/13	8:00 PM	Philadelphia	Miami	ESPN
12/20/12	9:30 PM	Miami	Dallas	TNT	<b>3/8/13</b>	<b>10:30 PM</b>	<b>Houston</b>	<b>Golden State</b>	<b>ESPN</b>
12/25/12	12:00 PM	Boston	Brooklyn	ESPN	3/10/13	1:00 PM	Boston	Oklahoma City	ABC
12/25/12	3:00 PM	New York	L.A. Lakers	ABC	3/10/13	3:30 PM	Chicago	L.A. Lakers	ABC
12/25/12	5:30 PM	Oklahoma City	Miami	ABC	3/13/13	8:00 PM	Utah	Oklahoma City	ESPN
<b>12/25/12</b>	<b>8:00 PM</b>	<b>Houston</b>	<b>Chicago</b>	<b>ESPN</b>	3/13/13	10:30 PM	New York	Denver	ESPN
12/25/12	10:30 PM	Denver	L.A. Clippers	ESPN	3/14/13	8:00 PM	Dallas	San Antonio	TNT
12/27/12	8:00 PM	Dallas	Oklahoma City	TNT	3/14/13	10:30 PM	New York	Portland	TNT
12/27/12	10:30 PM	Boston	L.A. Clippers	TNT	3/17/13	3:30 PM	New York	L.A. Clippers	ABC
1/4/13	8:00 PM	Indiana	Boston	ESPN	3/18/13	8:00 PM	Miami	Boston	ESPN
1/4/13	10:30 PM	L.A. Lakers	L.A. Clippers	ESPN	3/18/13	10:30 PM	New York	Utah	ESPN
1/9/13	8:00 PM	L.A. Lakers	San Antonio	ESPN	3/20/13	8:00 PM	Brooklyn	Dallas	ESPN
1/9/13	10:30 PM	Dallas	L.A. Clippers	ESPN	3/26/13	7:00 PM	New York	Boston	TNT
1/10/13	8:00 PM	New York	Indiana	TNT	3/26/13	9:30 PM	L.A. Clippers	Dallas	TNT
1/10/13	10:30 PM	Miami	Portland	TNT	3/27/13	8:00 PM	Miami	Chicago	ESPN
1/11/13	8:00 PM	Chicago	New York	ESPN	3/27/13	10:30 PM	Brooklyn	Portland	ESPN
1/11/13	10:30 PM	Oklahoma City	L.A. Lakers	ESPN	4/2/13	8:00 PM	New York	Miami	TNT
1/16/13	8:00 PM	New Orleans	Boston	ESPN	4/2/13	10:30 PM	Dallas	L.A. Lakers	TNT
1/16/13	10:30 PM	Miami	Golden State	ESPN	4/3/13	7:00 PM	New York	Atlanta	ESPN
1/17/13	8:00 PM	L.A. Clippers	Minnesota	TNT	4/4/13	7:00 PM	Chicago	Brooklyn	TNT
1/17/13	10:30 PM	Miami	L.A. Lakers	TNT	4/4/13	9:30 PM	San Antonio	Oklahoma City	TNT
1/18/13	7:00 PM	Chicago	Boston	ESPN	4/5/13	8:00 PM	Oklahoma City	Indiana	ESPN
1/18/13	9:30 PM	Oklahoma City	Dallas	ESPN	4/5/13	10:30 PM	Memphis	L.A. Lakers	ESPN
1/21/13	1:00 PM	Indiana	Memphis	ESPN	4/7/13	1:00 PM	New York	Oklahoma City	ABC
1/21/13	7:00 PM	San Antonio	Philadelphia	TNT	4/7/13	3:30 PM	L.A. Lakers	L.A. Clippers	ABC
1/21/13	9:30 PM	L.A. Lakers	Chicago	TNT	4/10/13	8:00 PM	Brooklyn	Boston	ESPN
1/24/13	8:00 PM	New York	Boston	TNT	4/10/13	10:30 PM	San Antonio	Denver	ESPN
1/24/13	10:30 PM	L.A. Clippers	Phoenix	TNT	4/11/13	8:00 PM	New York	Chicago	TNT
1/25/13	8:00 PM	San Antonio	Dallas	ESPN	4/11/13	10:30 PM	Oklahoma City	Golden State	TNT
1/27/13	1:00 PM	Miami	Boston	ABC	4/14/13	1:00 PM	Chicago	Miami	ABC
1/27/13	3:30 PM	Oklahoma City	L.A. Lakers	ABC	4/16/13	8:00 PM	Indiana	Boston	TNT
1/27/13	6:30 PM	Atlanta	New York	ESPN	4/16/13	10:30 PM	Portland	L.A. Clippers	TNT
1/30/13	8:00 PM	Miami	Brooklyn	ESPN	4/17/13	8:00 PM	Utah	Memphis	ESPN
1/30/13	10:30 PM	L.A. Lakers	Phoenix	ESPN	4/17/13	10:30 PM	Golden State	Portland	ESPN

# 2011-2012 NBA Standings

## Eastern Conference

ATLANTIC	W	L	PCT	GB	HOME	ROAD	LAST-10	STREAK
Boston	39	27	.591	-	24-9	15-18	7-3	Won 2
New York	36	30	.545	3	22-11	14-19	7-3	Won 3
Philadelphia	35	31	.530	4	19-14	16-17	6-4	Lost 1
Toronto	23	43	.348	16	13-20	10-23	3-7	Won 1
New Jersey	22	44	.333	17	9-24	13-20	3-7	Lost 6
CENTRAL	W	L	PCT	GB	HOME	ROAD	LAST-10	STREAK
Chicago	50	16	.758	-	26-7	24-9	7-3	Won 3
Indiana	42	24	.636	8	23-10	19-14	8-2	Lost 1
Milwaukee	31	35	.470	19	17-16	14-19	3-7	Lost 2
Detroit	25	41	.379	25	18-15	7-26	4-6	Won 1
Cleveland	21	45	.318	29	11-22	10-23	2-8	Lost 4
SOUTHEAST	W	L	PCT	GB	HOME	ROAD	LAST-10	STREAK
Miami	46	20	.697	-	28-5	18-15	6-4	Lost 2
Atlanta	40	26	.606	6	23-10	17-16	7-3	Won 2
Orlando	37	29	.561	9	21-12	16-17	4-6	Lost 1
Washington	20	46	.303	26	11-22	9-24	8-2	Won 6
Charlotte	7	59	.106	39	4-29	3-30	0-10	Lost 23

## Western Conference

SOUTHWEST	W	L	PCT	GB	HOME	ROAD	LAST-10	STREAK
San Antonio	50	16	.758	-	28-5	22-11	10-0	Won 10
Memphis	41	25	.621	9	26-7	15-18	8-2	Won 6
Dallas	36	30	.545	14	23-10	13-20	5-5	Lost 2
<b>Houston</b>	<b>34</b>	<b>32</b>	<b>.515</b>	<b>16</b>	<b>22-11</b>	<b>12-21</b>	<b>3-7</b>	<b>Won 1</b>
New Orleans	21	45	.318	29	11-22	10-23	6-4	Lost 1
NORTHWEST	W	L	PCT	GB	HOME	ROAD	LAST-10	STREAK
Oklahoma City	47	19	.712	-	26-7	21-12	6-4	Lost 1
Denver	38	28	.576	9	20-13	18-15	8-2	Won 4
Utah	36	30	.545	11	25-8	11-22	7-3	Won 5
Portland	28	38	.424	19	20-13	8-25	1-9	Lost 7
Minnesota	26	40	.394	21	13-20	13-20	1-9	Lost 2
PACIFIC	W	L	PCT	GB	HOME	ROAD	LAST-10	STREAK
L.A. Lakers	41	25	.621	-	26-7	15-18	6-4	Lost 1
L.A. Clippers	40	26	.606	1	24-9	16-17	6-4	Lost 2
Phoenix	33	33	.500	8	19-14	14-19	4-6	Lost 3
Golden State	23	43	.348	18	12-21	11-22	1-9	Lost 2
Sacramento	22	44	.333	19	16-17	6-27	3-7	Won 1

## Rockets Divisional History

The Rockets have played in the Western Division (1967-70), Pacific Division (1970-72), Central Division (1972-80), Midwest Division (1980-2004) and the Southwest Division (2004-2012).

### Western Division Members (1967-70)

**1967-68** - Chicago, L.A. Lakers, **San Diego**, San Francisco, Seattle, St. Louis

**1968-70** - Atlanta, Chicago, L.A. Lakers, Phoenix, **San Diego**, San Francisco, Seattle

### Pacific Division Members (1970-72)

**1970-72** - Golden State, **Houston**, L.A. Lakers, Portland, Seattle

### Central Division Members (1972-80)

**1972-74** - Atlanta, Cleveland, **Houston**, Washington

**1974-76** - Atlanta, Cleveland, **Houston**, New Orleans, Washington

**1976-78** - Atlanta, Cleveland, **Houston**, New Orleans, San Antonio, Washington

**1978-79** - Atlanta, Cleveland, Detroit, **Houston**, New Orleans, San Antonio

**1979-80** - Atlanta, Cleveland, Detroit, **Houston**, Indiana, San Antonio

### Midwest Division Members (1980-2004)

**1980-85** - Dallas, Denver, **Houston**, Kansas City, San Antonio, Utah

**1985-88** - Dallas, Denver, **Houston**, Sacramento, San Antonio, Utah

**1988-89** - Dallas, Denver, **Houston**, Miami, San Antonio, Utah

**1989-90** - Charlotte, Dallas, Denver, **Houston**, Minnesota, San Antonio, Utah

**1990-91** - Dallas, Denver, **Houston**, Minnesota, Orlando, San Antonio, Utah

**1991-95** - Dallas, Denver, **Houston**, Minnesota, San Antonio, Utah

**1995-2001** - Dallas, Denver, **Houston**, Minnesota, San Antonio, Utah, Vancouver

**2001-2004** - Dallas, Denver, **Houston**, Memphis, Minnesota, San Antonio, Utah

### Southwest Division Members (2004-2012)

**2004-2012** - Dallas, **Houston**, Memphis, New Orleans, San Antonio

# 2011-2012 NBA Awards

<b>Kia NBA Most Valuable Player Award</b> .....	LeBron James, Miami Heat
<b>NBA Coach of the Year</b> .....	Gregg Popovich, San Antonio Spurs
<b>Kia NBA Defensive Player of the Year Award</b> .....	Tyson Chandler, New York Knicks
<b>Kia NBA Most Improved Player Award</b> .....	Ryan Anderson, Orlando Magic
<b>Kia NBA Rookie of the Year</b> .....	Kyrie Irving, Cleveland Cavaliers
<b>Kia NBA Sixth Man Award</b> .....	James Harden, Oklahoma City Thunder
<b>NBA Sportsmanship Award</b> .....	Jason Kidd, Dallas Mavericks
<b>NBA Executive of the Year</b> .....	Larry Bird, Indiana Pacers
<b>J. Walter Kennedy Citizenship Award</b> .....	Pau Gasol, Los Angeles Lakers

## All-NBA Teams

First Team		Third Team	
Pos.	Player, Team	Pos.	Player, Team
F	LeBron James, Miami Heat	F	Carmelo Anthony, New York Knicks
F	Kevin Durant, Oklahoma City Thunder	F	Dirk Nowitzki, Dallas Mavericks
C	Dwight Howard, Orlando Magic	C	Tyson Chandler, New York Knicks
G	Kobe Bryant, Los Angeles Lakers	G	Dwyane Wade, Miami Heat
G	Chris Paul, Los Angeles Clippers	G	Rajon Rondo, Boston Celtics
Second Team			
Pos.	Player, Team		
F	Kevin Love, Minnesota Timberwolves		
F	Blake Griffin, Los Angeles Clippers		
C	Andrew Bynum, Los Angeles Lakers		
G	Tony Parker, San Antonio Spurs		
G	Russell Westbrook, Oklahoma City Thunder		

## All-Defensive Teams

First Team		Second Team	
Pos.	Player, Team	Pos.	Player, Team
F	LeBron James, Miami Heat	F	Kevin Garnett, Boston Celtics
F	Serge Ibaka, Oklahoma City Thunder	F	Luol Deng, Chicago Bulls
C	Dwight Howard, Orlando Magic	C	Tyson Chandler, New York Knicks
G	Chris Paul, Los Angeles Clippers	G	Rajon Rondo, Boston Celtics
G	Tony Allen, Memphis Grizzlies	G	Kobe Bryant, Los Angeles Lakers

## T-Mobile All-Rookie Teams

First Team		Second Team	
Kyrie Irving, Cleveland Cavaliers		<b>Chandler Parsons, Houston Rockets</b>	
Ricky Rubio, Minnesota Timberwolves		Isaiah Thomas, Sacramento Kings	
Kenneth Faried, Denver Nuggets		MarShon Brooks, New Jersey Nets	
Klay Thompson, Golden State Warriors		Derrick Williams, Minnesota Timberwolves	
Iman Shumpert, New York Knicks		Tristan Thompson, Cleveland Cavaliers	
Kawhi Leonard, San Antonio Spurs			
Brandon Knight, Detroit Pistons			

## NBA Players of the Week

Ending	Players (East & West)
1/1/12	LeBron James & Kevin Durant
1/8/12	LeBron James & Kobe Bryant
1/15/12	Derrick Rose & Kobe Bryant
1/22/12	Dwight Howard & Marc Gasol
1/29/12	LeBron James & Russell Westbrook
2/5/12	Paul Pierce & Tony Parker
2/12/12	Jeremy Lin & Russell Westbrook
2/19/12	LeBron James & Kevin Durant
3/4/12	Derrick Rose & Ty Lawson
3/11/12	Ersan Ilyasova & Monta Ellis
3/18/12	Drew Gooden & Andrew Bynum
3/25/12	Joe Johnson & Kevin Durant
4/1/12	Paul Pierce & Chris Paul
4/8/12	LeBron James & <b>Goran Dragic</b>
4/15/12	Kevin Garnett & Andrew Bynum
4/22/12	LeBron James & Al Jefferson

## NBA Players of the Month

Month	Players (East & West)
Nov.	-
Dec./Jan.	LeBron James & Kobe Bryant
Feb.	LeBron James & Kevin Durant
Mar.	Paul Pierce & Kevin Durant
Apr.	Carmelo Anthony & Chris Paul

## NBA Rookies of the Month

Month	Players (East & West)
Nov.	-
Dec./Jan.	Kyrie Irving & Ricky Rubio
Feb.	Kyrie Irving & Isaiah Thomas
Mar.	Kyrie Irving & Isaiah Thomas
Apr.	Ivan Johnson & Kenneth Faried

## NBA Coaches of the Month

Month	Coaches (East & West)
Nov.	-
Dec./Jan.	Tom Thibodeau & Scott Brooks
Feb.	Erik Spoelstra & Gregg Popovich
Mar.	Tom Thibodeau & Gregg Popovich
Apr.	Frank Vogel & Lionel Hollins

# 2011-2012 NBA Leaders

## Scoring Average

	G	FG	FT	PTS	AVG
Durant, OKC.	66	643	431	1850	28.0
Bryant, LA-L	58	574	381	1616	27.9
James, Mia.	62	621	387	1683	27.1
Love, Min.	55	474	379	1432	26.0
Westbrook, OKC.	66	578	340	1558	23.6
Anthony, N.Y.	55	441	295	1245	22.6
Aldridge, Por.	55	483	223	1191	21.7
Nowitzki, Dal.	62	473	318	1342	21.6
D. Williams, N.J.	55	391	257	1154	21.0
Griffin, LA-C	66	561	244	1368	20.7
Ellis, G.S.-Mil.	58	450	219	1181	20.4
Lee, G.S.	57	464	219	1147	20.1
Paul, LA-C	60	425	260	1189	19.8
Pierce, Bos.	61	394	293	1181	19.4
Jefferson, Utah	61	516	137	1170	19.2
Jennings, Mil.	66	469	193	1260	19.1
Gay, Mem.	65	485	208	1232	19.0
J. Johnson, Atl.	60	423	158	1129	18.8
Smith, Atl.	66	504	203	1239	18.8
Bynum, LA-L	60	444	234	1123	18.7
Granger, Ind.	62	391	254	1159	18.7
Parker, S.A.	60	427	227	1095	18.3
Cousins, Sac.	64	448	262	1160	18.1
Bosh, Mia.	57	393	229	1025	18.0
Gasol, LA-L	65	459	204	1129	17.4
Jamison, Cle.	65	421	185	1118	17.2
Harden, OKC.	62	309	312	1044	16.8
DeRozan, Tor.	63	381	268	1054	16.7
Millsap, Utah	64	426	202	1061	16.6
Evans, Sac.	63	408	201	1037	16.5
Lawson, Den.	61	374	178	999	16.4
Wall, Was.	66	378	317	1076	16.3
Anderson, Ori.	61	332	150	980	16.1
Garnett, Bos.	60	391	162	947	15.8
Scola, Hou.	66	436	153	1025	15.5

Miller, Den.	66	441	6.7
Lawson, Den.	61	401	6.6
Conley, Mem.	62	404	6.5
Felton, Por.	60	390	6.5
James, Mia.	62	387	6.2
Ellis, G.S.-Mil.	58	346	6.0
Nelson, Ori.	57	325	5.7
Sessions, Cle.-LA-L	64	354	5.5
Jennings, Mil.	66	365	5.5
Westbrook, OKC.	66	362	5.5
Iguodala, Phi.	62	339	5.5
Vasquez, N.O.	66	359	5.4
<b>Dragic, Hou.</b>	<b>66</b>	<b>351</b>	<b>5.3</b>
Harris, Utah	63	316	5.0
Teague, Atl.	66	321	4.9
Collison, Ind.	60	287	4.8
Bryant, LA-L	58	264	4.6
Evans, Sac.	63	283	4.5
Pierce, Bos.	61	274	4.5
Holiday, Phi.	65	290	4.5
Walker, Cha.	66	289	4.4
Thomas, Sac.	65	266	4.1
Smith, Atl.	66	257	3.9
J. Johnson, Atl.	60	232	3.9
Udrih, Mil.	59	227	3.8
Knight, Det.	66	251	3.8
Harden, OKC.	62	229	3.7

## Field Goal Percentage

	FG	FGA	PCT
Chandler, N.Y.	241	355	.679
Howard, Ori.	416	726	.573
Pekovic, Min.	256	454	.564
Bynum, LA-L	444	796	.558
McGee, Was.-Den.	307	552	.556
Gortat, Pho.	427	769	.555
Griffin, LA-C	561	1022	.549
Ibaka, OKC.	262	490	.535
Blair, S.A.	269	504	.534
Boozer, Chi.	448	842	.532
Nash, Pho.	295	555	.532
James, Mia.	621	1169	.531
Monroe, Det.	407	781	.521
Aldridge, Por.	483	943	.512
Noah, Chi.	249	490	.508
T. Young, Phi.	348	687	.507
Lee, G.S.	464	922	.503
Garnett, Bos.	391	777	.503
Gasol, LA-L	459	917	.501
Wade, Mia.	416	837	.497
Hibbert, Ind.	332	668	.497
Durant, OKC.	643	1297	.496
Millsap, Utah	426	861	.495
Brand, Phi.	287	581	.494
Duncan, S.A.	361	733	.492
Ilyasova, Mil.	294	597	.492
Jefferson, Utah	516	1048	.492
Harden, OKC.	309	629	.491
<b>Scola, Hou.</b>	<b>436</b>	<b>888</b>	<b>.491</b>
Lawson, Den.	374	767	.488
West, Ind.	349	716	.487
Bosh, Mia.	393	807	.487
Dudley, Pho.	312	643	.485
Stoudemire, N.Y.	316	654	.483
Gasol, Mem.	357	740	.482

## 3-Point Field Goal Percentage

	3FG	3GA	PCT
Novak, N.Y.	133	282	.472
Ilyasova, Mil.	51	112	.455
Curry, G.S.	55	121	.455
Allen, Bos.	106	234	.453
Miller, Mia.	53	117	.453
Rush, G.S.	99	219	.452
Green, Atl.	50	113	.442
Farmer, N.J.	55	125	.440
Green, S.A.	102	234	.436
Korver, Chi.	118	271	.435
Gordon, Det.	63	147	.429
Duhon, Ori.	50	119	.420
Jefferson, S.A.-G.S.	113	269	.420
Bonner, S.A.	105	250	.420
Neal, S.A.	83	198	.419
Redick, Ori.	112	268	.418
Thompson, G.S.	111	268	.414
Giinobili, S.A.	52	126	.413

## Rebounds Per Game

	G	OFF	DEF	TOT	AVG
Howard, Ori.	54	200	585	785	14.5
Love, Min.	55	226	508	734	13.3
Bynum, LA-L	60	192	517	709	11.8
Cousins, Sac.	64	265	438	703	11.0
Humphries, N.J.	62	233	448	681	11.0
Griffin, LA-C	66	218	499	717	10.9
Gasol, LA-L	65	183	495	678	10.4
Gortat, Pho.	66	185	474	659	10.0
Chandler, N.Y.	62	212	400	612	9.9
Noah, Chi.	64	242	387	629	9.8
Monroe, Det.	66	239	398	637	9.7
Jefferson, Utah	61	133	452	585	9.6
Smith, Atl.	66	136	496	632	9.6
Lee, G.S.	57	171	374	545	9.6
<b>Camby, Por.-Hou.</b>	<b>59</b>	<b>157</b>	<b>373</b>	<b>530</b>	<b>9.0</b>
Duncan, S.A.	58	110	410	520	9.0
Gasol, Mem.	65	120	459	579	8.9
Ilyasova, Mil.	60	196	333	529	8.8
Hibbert, Ind.	65	213	359	572	8.8
Millsap, Utah	64	180	383	563	8.8
Boozer, Chi.	66	114	450	564	8.5
Jordan, LA-C	66	202	344	546	8.3
Garnett, Bos.	60	66	428	494	8.2
Durant, OKC.	66	40	487	527	8.0
James, Mia.	62	94	398	492	7.9
Bosh, Mia.	57	94	358	452	7.9
Pachulia, Atl.	58	154	303	457	7.9
McGee, Was.-Den.	61	163	314	477	7.8
Anderson, Ori.	61	224	247	471	7.7
Ibaka, OKC.	66	193	305	498	7.5
Marion, Dal.	63	145	320	465	7.4
Haslem, Mia.	64	117	353	470	7.3
Brand, Phi.	60	145	284	429	7.2
<b>Dalembert, Hou.</b>	<b>65</b>	<b>158</b>	<b>298</b>	<b>456</b>	<b>7.0</b>
Thompson, Sac.	64	166	277	443	6.9

## Assists Per Game

	G	AST	AVG
Rondo, Bos.	53	620	11.7
Nash, Pho.	62	664	10.7
Paul, LA-C	60	543	9.1
Calderon, Tor.	53	468	8.8
D. Williams, N.J.	55	481	8.7
Rubio, Min.	41	336	8.2
Wall, Was.	66	530	8.0
Parker, S.A.	60	463	7.7

# 2011-2012 NBA Leaders

Jones, Mia.	46	114	.404
<b>Budinger, Hou.</b>	<b>88</b>	<b>219</b>	<b>.402</b>
<b>Lee, Hou.</b>	<b>87</b>	<b>217</b>	<b>.401</b>
Dunleavy, Mil.	83	208	.399
Irving, Cle.	73	183	.399
Affalo, Den.	88	221	.398
Gibson, Cle.	55	139	.396
Iguodala, Phi.	76	193	.394
Anderson, Orl.	166	422	.393
Watson, Chi.	68	173	.393
Lucas, Chi.	55	140	.393
Batum, Por.	107	274	.391
Harden, OKC.	114	292	.390
Nash, Pho.	55	141	.390
Williams, Atl.	58	149	.389
Williams, LA-C	93	239	.389
Chalmers, Mia.	101	260	.388
J. Johnson, Atl.	125	322	.388

## Free Throw Percentage

	FT	FTA	PCT
Crawford, Por.	191	206	.927
Redick, Orl.	143	157	.911
Nowitzki, Dal.	318	355	.896
Nash, Pho.	127	142	.894
<b>Martin, Hou.</b>	<b>160</b>	<b>179</b>	<b>.894</b>
Ridnour, Min.	106	119	.891
Anderson, Orl.	150	171	.877
Augustin, Cha.	105	120	.875
Granger, Ind.	254	291	.873
Bargnani, Tor.	151	173	.873
Irving, Cle.	171	196	.872
Jack, N.O.	129	148	.872
Gallinari, Den.	182	209	.871
Thornnton, Sac.	141	163	.865
<b>Lowry, Hou.</b>	<b>171</b>	<b>198</b>	<b>.864</b>
Paul, LA-C	260	302	.861
Conley, Mem.	136	158	.861
Gordon, Det.	117	136	.860
Durant, OKC.	431	501	.860
Matthews, Por.	147	171	.860
Garnett, Bos.	162	189	.857
Maggette, Cha.	178	208	.856
Young, Was.-LA-C	144	169	.852
Pierce, Bos.	293	344	.852
J. Johnson, Atl.	158	186	.849
Gooden, Mil.	176	208	.846
Harden, OKC.	312	369	.846
Bryant, LA-L	381	451	.845
D. Williams, N.J.	257	305	.843
Batum, Por.	133	159	.836
Stuckey, Det.	267	320	.834
Thomas, Sac.	154	185	.832
Hayward, Utah	193	232	.832
Collison, Ind.	127	153	.830
Lawson, Den.	178	216	.824
Love, Min.	379	460	.824

## Steals Per Game

	G	STL	AVG
Paul, LA-C	60	152	2.53
Conley, Mem.	62	136	2.19
James, Mia.	62	115	1.85
Millsap, Utah	64	118	1.84
Allen, Mem.	58	104	1.79
Iguodala, Phi.	62	107	1.73
Shumpert, N.Y.	59	101	1.71
Westbrook, OKC.	66	112	1.70
George, Ind.	66	108	1.64
Teague, Atl.	66	106	1.61
Holiday, Phi.	65	103	1.58
Jennings, Mil.	66	104	1.58
Chalmers, Mia.	64	97	1.52
Ellis, G.S.-Mil.	58	85	1.47
Wallace, Por.-N.J.	58	85	1.47
Gay, Mem.	65	95	1.46
Matthews, Por.	66	96	1.45
Cousins, Sac.	64	93	1.45
Wall, Was.	66	95	1.44
Smith, Atl.	66	93	1.41
Lawson, Den.	61	82	1.34
Durant, OKC.	66	88	1.33
Evans, Sac.	63	84	1.33
Leonard, S.A.	64	85	1.33
Gee, Cle.	63	83	1.32
Felton, Por.	60	78	1.30

<b>Dragic, Hou.</b>	<b>66</b>	<b>85</b>	<b>1.29</b>
Monroe, Det.	66	83	1.26
Brewer, Den.	59	72	1.22
Fields, N.Y.	66	79	1.20
Bryant, LA-L	58	69	1.19
<b>Lee, Hou.</b>	<b>58</b>	<b>68</b>	<b>1.17</b>
<b>Parsons, Hou.</b>	<b>63</b>	<b>73</b>	<b>1.16</b>
Terry, Dal.	63	73	1.16
Pierce, Bos.	61	70	1.15
J. Johnson, Tor.	62	71	1.15

## Blocks Per Game

	G	BLK	AVG
Ibaka, OKC.	66	241	3.65
McGee, Was.-Den.	61	132	2.16
Howard, Orl.	54	116	2.12
Jordan, LA-C	66	134	2.03
Hibbert, Ind.	65	128	1.97
Bynum, LA-L	60	116	1.93
Gasol, Mem.	65	121	1.86
Biyoumbo, Cha.	63	115	1.83
Smith, Atl.	66	115	1.74
<b>Dalembert, Hou.</b>	<b>65</b>	<b>111</b>	<b>1.71</b>
Udoh, G.S.-Mil.	61	102	1.67
Jefferson, Utah	61	101	1.66
Brand, Phi.	60	97	1.62
Stiemsmas, Bos.	55	85	1.55
Duncan, S.A.	58	88	1.52
Gortat, Pho.	66	99	1.50
<b>Camby, Por.-Hou.</b>	<b>59</b>	<b>85</b>	<b>1.44</b>
Noah, Chi.	64	92	1.44
Chandler, N.Y.	62	89	1.44
J. Johnson, Tor.	62	84	1.35
Gasol, LA-L	65	88	1.35
Seraphin, Was.	57	76	1.33
Anthony, Mia.	64	84	1.31
Gibson, Chi.	63	81	1.29
Humphries, N.J.	62	74	1.19
Cousins, Sac.	64	75	1.17
Durant, OKC.	66	77	1.17
Perkins, OKC.	65	73	1.12
Frye, Pho.	64	70	1.09
A. Johnson, Tor.	64	69	1.08
T. Thompson, Cle.	60	62	1.03
Asik, Chi.	66	68	1.03
Batum, Por.	59	60	1.02
Garnett, Bos.	60	61	1.02
Favors, Utah	65	65	1.00

## Minutes Per Game

	G	MIN	AVG
Deng, Chi.	54	2129	39.4
Love, Min.	55	2145	39.0
Durant, OKC.	66	2546	38.6
Bryant, LA-L	58	2232	38.5
Howard, Orl.	54	2070	38.3
James, Mia.	62	2326	37.5
Gasol, LA-L	65	2430	37.4
Gay, Mem.	65	2422	37.3
Lee, G.S.	57	2121	37.2
Rondo, Bos.	53	1957	36.9
Ellis, G.S.-Mil.	58	2120	36.6
Gasol, Mem.	65	2370	36.5
Paul, LA-C	60	2181	36.4
D. Williams, N.J.	55	1999	36.3
Aldridge, Por.	55	1994	36.3
Griffin, LA-C	66	2392	36.2
Wall, Was.	66	2386	36.2
Wallace, Por.-N.J.	58	2076	35.8
Iguodala, Phi.	62	2209	35.6
J. Johnson, Atl.	60	2127	35.5
Jennings, Mil.	66	2331	35.3
Westbrook, OKC.	66	2331	35.3
Smith, Atl.	66	2329	35.3
Bosh, Mia.	57	2007	35.2
Bynum, LA-L	60	2112	35.2
Conley, Mem.	62	2174	35.1
DeRozan, Tor.	63	2206	35.0
Thornnton, Sac.	51	1780	34.9
Humphries, N.J.	62	2162	34.9
Lawson, Den.	61	2124	34.8
Evans, Sac.	63	2162	34.3
Anthony, N.Y.	55	1876	34.1
Jefferson, Utah	61	2075	34.0
Pierce, Bos.	61	2075	34.0
Calderon, Tor.	53	1799	33.9

# 2012 NBA Playoff Results

## Eastern Conference

### First Round

#### Chicago vs. Philadelphia (76ers win 4-2)

April 28	Phi.	91	at	Chi.	103
May 1	Phi.	109	at	Chi.	92
May 4	Chi.	74	at	Phi.	79
May 6	Chi.	82	at	Phi.	89
May 8	Phi.	69	at	Chi.	77
May 10	Chi.	78	at	Phi.	79

#### Miami vs. New York (Heat win 4-1)

April 29	N.Y.	67	at	Mia.	100
May 2	N.Y.	94	at	Mia.	104
May 5	Mia.	87	at	N.Y.	70
May 7	Mia.	87	at	N.Y.	89
May 9	N.Y.	94	at	Mia.	106

#### Indiana vs. Orlando (Pacers win 4-1)

April 28	Orl.	81	at	Ind.	77
April 30	Orl.	78	at	Ind.	93
May 2	Ind.	97	at	Orl.	74
May 5	Ind.	101	at	Orl.	99 (OT)
May 8	Orl.	87	at	Ind.	105

#### Boston vs. Atlanta (Celtics win 4-2)

April 29	Bos.	74	at	Atl.	83
May 1	Bos.	87	at	Atl.	80
May 4	Atl.	84	at	Bos.	90
May 6	Atl.	79	at	Bos.	101
May 8	Bos.	86	at	Atl.	87
May 10	Atl.	80	at	Bos.	83

### Conference Semifinals

#### Miami vs. Indiana (Heat win 4-2)

May 13	Ind.	86	at	Mia.	95
May 15	Ind.	78	at	Mia.	75
May 17	Mia.	75	at	Ind.	94
May 20	Mia.	101	at	Ind.	93
May 22	Ind.	83	at	Mia.	115
May 24	Mia.	105	at	Ind.	93

#### Boston vs. Philadelphia (Celtics win 4-3)

May 12	Phi.	91	at	Bos.	92
May 14	Phi.	82	at	Bos.	81
May 16	Bos.	107	at	Phi.	91
May 18	Bos.	83	at	Phi.	92
May 21	Phi.	85	at	Bos.	101
May 23	Bos.	75	at	Phi.	82
May 26	Phi.	75	at	Bos.	85

### Conference Finals

#### Miami vs. Boston (Heat win 4-3)

May 28	Bos.	79	at	Mia.	93
May 30	Bos.	111	at	Mia.	115 (OT)
June 1	Mia.	91	at	Bos.	101
June 3	Mia.	91	at	Bos.	93
June 5	Bos.	94	at	Mia.	90
June 7	Mia.	98	at	Bos.	79
June 9	Bos.	88	at	Mia.	101

## Western Conference

### First Round

#### San Antonio vs. Utah (Spurs win 4-0)

April 29	Utah	91	at	S.A.	106
May 2	Utah	83	at	S.A.	114
May 5	S.A.	102	at	Utah	90
May 7	S.A.	87	at	Utah	81

#### Oklahoma City vs. Dallas (Thunder win 4-0)

April 28	Dal.	98	at	OKC.	99
April 30	Dal.	99	at	OKC.	102
May 3	OKC.	95	at	Dal.	79
May 5	OKC.	103	at	Dal.	97

#### L.A. Lakers vs. Denver (Lakers win 4-3)

April 29	Den.	88	at	LA-L	103
May 1	Den.	100	at	LA-L	104
May 4	LA-L	84	at	Den.	99
May 6	LA-L	92	at	Den.	88
May 8	Den.	102	at	LA-L	99
May 10	LA-L	96	at	Den.	113
May 12	Den.	87	at	LA-L	96

#### Memphis vs. L.A. Clippers (Clippers win 4-3)

April 29	LA-C	99	at	Mem.	98
May 2	LA-C	98	at	Mem.	105
May 5	Mem.	86	at	LA-C	87
May 7	Mem.	97	at	LA-C	101 (OT)
May 9	LA-C	80	at	Mem.	92
May 11	Mem.	90	at	LA-C	88
May 13	LA-C	82	at	Mem.	72

### Conference Semifinals

#### San Antonio vs. L.A. Clippers (Spurs win 4-0)

May 15	LA-C	91	at	S.A.	108
May 17	LA-C	88	at	S.A.	105
May 19	S.A.	96	at	LA-C	86
May 20	S.A.	102	at	LA-C	99

#### Oklahoma City vs. L.A. Lakers (Thunder win 4-1)

May 14	LA-L	90	at	OKC.	119
May 16	LA-L	75	at	OKC.	77
May 18	OKC.	96	at	LA-L	99
May 19	OKC.	103	at	LA-L	100
May 21	LA-L	90	at	OKC.	106

### Conference Finals

#### San Antonio vs. Oklahoma City (Thunder win 4-2)

May 27	OKC.	98	at	S.A.	101
May 29	OKC.	111	at	S.A.	120
May 31	S.A.	82	at	OKC.	102
June 2	S.A.	103	at	OKC.	109
June 4	OKC.	108	at	S.A.	103
June 6	S.A.	99	at	OKC.	107

## 2012 NBA Finals

### Oklahoma City vs. Miami (Heat win 4-1)

June 12	Mia.	94	at	OKC.	105
June 14	Mia.	100	at	OKC.	96
June 17	OKC.	85	at	Mia.	91
June 19	OKC.	98	at	Mia.	104
June 21	OKC.	106	at	Mia.	121



# 2012 NBA Playoff Leaders

## Scoring Average

	G	FG	FT	PTS	AVG
James, Mia.	23	251	173	697	30.3
Bryant, LA-L	12	132	79	360	30.0
Durant, OKC.	20	198	133	570	28.5
Anthony, N.Y.	5	52	31	139	27.8
Nowitzki, Dal.	4	34	38	107	26.8
Westbrook, OKC.	20	177	89	461	23.1
Wade, Mia.	23	197	121	525	22.8
Parker, S.A.	14	102	71	282	20.1
Garnett, Bos.	20	159	65	384	19.2
Griffin, LA-C	11	84	42	210	19.1
Davis, Orl.	5	39	17	95	19.0
Gay, Mem.	7	48	33	133	19.0
Lawson, Den.	7	56	12	133	19.0
Pierce, Bos.	20	120	110	377	18.9
Jefferson, Utah	4	36	1	73	18.3
Paul, LA-C	11	70	41	194	17.6
Duncan, S.A.	14	101	41	243	17.4
Rondo, Bos.	19	141	39	329	17.3
J. Johnson, Atl.	6	38	18	103	17.2
Granger, Ind.	11	69	23	187	17.0

## Rebounds Per Game

	G	OFF	DEF	TOT	AVG
Smith, Atl.	5	10	58	68	13.6
Hibbert, Ind.	11	45	78	123	11.2
Bynum, LA-L	12	46	87	133	11.1
Millsap, Utah	4	17	27	44	11.0
Garnett, Bos.	20	31	175	206	10.3
Faried, Den.	7	25	45	70	10.0
Randolph, Mem.	7	27	42	69	9.9
Boozer, Chi.	6	10	49	59	9.8
James, Mia.	23	54	170	224	9.7
McGee, Den.	7	23	44	67	9.6
Favors, Utah	4	14	24	38	9.5
Gasol, LA-L	12	38	76	114	9.5
Duncan, S.A.	14	32	99	131	9.4
Davis, Orl.	5	23	23	46	9.2
Chandler, N.Y.	5	18	27	45	9.0
West, Ind.	11	21	73	94	8.5
Jefferson, Utah	4	7	27	34	8.5
Deng, Chi.	6	8	42	50	8.3
Anthony, N.Y.	5	13	28	41	8.2
Marion, Dal.	4	9	23	32	8.0

## Assists Per Game

	G	AST	AVG
Rondo, Bos.	19	227	11.9
Paul, LA-C	11	87	7.9
Conley, Mem.	7	50	7.1
Parker, S.A.	14	95	6.8
Nelson, Orl.	5	33	6.6
Kidd, Dal.	4	24	6.0
Lawson, Den.	7	42	6.0
Miller, Den.	7	42	6.0
Westbrook, OKC.	20	117	5.9
James, Mia.	23	129	5.6
Watson, Chi.	6	33	5.5
Holiday, Phi.	13	67	5.2
Wade, Mia.	23	100	4.3
Bryant, LA-L	12	52	4.3
Teague, Atl.	6	25	4.2
Giinobili, S.A.	14	56	4.0
Chalmers, Mia.	23	90	3.9
Harris, Utah	4	15	3.8
Terry, Dal.	4	15	3.8
Durant, OKC.	20	74	3.7

## Field Goal Percentage

	FG	FGA	PCT
Stoudemire, N.Y.	20	36	.556
Faried, Den.	32	60	.533
Jefferson, Utah	36	68	.529
Ibaka, OKC.	84	159	.528
Gasol, Mem.	36	69	.522
Durant, OKC.	198	383	.517
Lawson, Den.	56	109	.514
Griffin, LA-C	84	168	.500
Hibbert, Ind.	52	104	.500
James, Mia.	251	502	.500

## 3-Point Field Goal Percentage

	3FG	3GA	PCT
Jackson, S.A.	26	43	.605
Novak, N.Y.	7	7	.571
Young, LA-C	17	33	.515
Conley, Mem.	11	22	.500
Terry, Dal.	10	20	.500
West, Dal.	3	6	.500
Williams, Atl.	8	16	.500
Leonard, S.A.	18	40	.450
Neal, S.A.	16	36	.444
Foye, LA-C	14	32	.438

## Free Throw Percentage

	FT	FTA	PCT
Hayward, Utah	16	16	1.000
Smith, N.Y.	8	8	1.000
Bass, Bos.	59	64	.922
Gallinari, Den.	22	24	.917
Nowitzki, Dal.	38	42	.905
Kidd, Dal.	9	10	.900
Marion, Dal.	9	10	.900
Teague, Atl.	17	19	.895
Pierce, Bos.	110	123	.894
Paul, LA-C	41	47	.872

## Steals Per Game

	G	STL	AVG
Kidd, Dal.	4	12	3.00
Paul, LA-C	11	30	2.73
Rondo, Bos.	19	45	2.37
James, Mia.	23	43	1.87
Griffin, LA-C	11	20	1.82
Wade, Mia.	23	39	1.70
George, Ind.	11	18	1.64
Harden, OKC.	20	31	1.55
Westbrook, OKC.	20	31	1.55
Holiday, Phi.	13	20	1.54

## Blocks Per Game

	G	BLK	AVG
McGee, Den.	7	22	3.14
Hibbert, Ind.	11	34	3.09
Bynum, LA-L	12	37	3.08
Ibaka, OKC.	20	59	2.95
Millsap, Utah	4	10	2.50
Gasol, LA-L	12	25	2.08
Duncan, S.A.	14	29	2.07
Gasol, Mem.	7	13	1.86
Martin, LA-C	11	19	1.73
2 tied			1.67

## Minutes Per Game

	G	MIN	AVG
James, Mia.	23	983	42.7
Rondo, Bos.	19	810	42.6
Durant, OKC.	20	837	41.9
Anthony, N.Y.	5	204	40.8
J. Johnson, Atl.	6	243	40.5
Gay, Mem.	7	279	39.9
Bryant, LA-L	12	476	39.7
Conley, Mem.	7	277	39.6
Wade, Mia.	23	907	39.4
Smith, Atl.	5	196	39.2



## Atlanta Hawks

Centennial Tower  
101 Marietta Street, Suite 1900  
Atlanta, GA 30303  
(404) 878-3800



Larry Drew

### Directory

**Managing Partners** ..... Bruce Levenson, Michael Gearon  
**President, Hawks and Philips Arena** ..... Bob Williams  
**President, Basketball Operations/GM** ..... Danny Ferry  
**Head Coach** ..... Larry Drew  
**Assistant Coaches** ..... Lester Conner, Bob Bender,  
Kenny Atkinson, Bob Weiss  
**Head Athletic Trainer** ..... Wally Blase  
**Vice President, Public Relations** ..... Garin Narain

### General Information

**2011-2012 Record** ..... 40-26, 2nd Southeast  
**Home Arena** ..... Philips Arena (18,238)  
**Team Colors** ..... Red, White, Blue  
**Radio** ..... 680 AM/93.7 FM  
Steve Holman  
**Television** ..... SportSouth  
Bob Rathbun, Dominique Wilkins,  
Jerome Jurenovich

### 2012-2013 Schedule vs. Rockets

Fri., Nov. 2 @ Philips Arena, 6:30 p.m.  
Mon., Dec. 31 @ Toyota Center, 6:00 p.m.

### All-Time Series Record

**Regular Season:** 71-69

Home: 52-19 Toyota Center: 8-1

Road: 19-50 Philips Arena: 4-8

Neutral: 0-0

**Playoffs:** 2-6 (1969, 1979 - losing both series)

Home: 2-2 Toyota Center: 0-0

Road: 0-4 Philips Arena: 0-0

### 2011-2012 Results (Rockets 1-0)

Dec. 31 @ Toyota Center, Rockets 95-84

### Series Information

**Current Streak:** Rockets, Won 3

**Current Home Streak:** Won 2

**Current Road Streak:** Won 1

**Longest Winning Streak:** 6 (Dec. 21, 1974-Dec. 19, 1975)

**Longest Losing Streak:** 6 (Mar. 7, 1981-Nov. 26, 1984)

**Biggest Winning Margin:** 31 (133-102; Dec. 23, 1970)

**Biggest Losing Margin:** 42 (129-87; Nov. 30, 1967)

**Most Points Scored:** 133 (Nov. 15, 1969)

**Most Points Allowed:** 155 (Feb. 11, 1970)

**Fewest Points Scored:** 74 (Feb. 21, 1997)

**Fewest Points Allowed:** 68 (Dec. 29, 2006)

### 2011-2012 Rockets vs. Hawks

PLAYER	G-GS	MIN	FIELD GOALS		3-POINT FG		FT-FTA	PCT	REBOUNDS				PF-DQ	STL	TO	BLK	PTS	AVG
			FG-FGA	PCT	FG-FGA	PCT			OFF	DEF	TOT	AST						
Martin	1-1	40	9-20	.450	6-11	.545	3-3	1.000	0	3	3	3	3-0	0	0	0	27	27.0
Scola	1-1	31	9-19	.474	0-0	---	3-4	.750	2	5	7	0	3-0	2	3	0	21	21.0
Budinger	1-1	31	7-10	.700	3-4	.750	0-0	---	0	2	2	1	3-0	1	0	1	17	17.0
Hill	1-1	28	5-8	.625	0-0	---	1-2	.500	4	11	15	1	3-0	1	1	1	11	11.0
Camby (TOT)	1-1	20	3-5	.600	0-0	---	2-4	.500	3	5	8	1	4-0	0	0	2	8	8.0
Dalembert	1-0	20	3-6	.500	0-0	---	1-2	.500	5	5	10	1	1-0	0	1	1	7	7.0
Patterson	1-0	17	3-5	.600	0-0	---	0-0	---	0	1	1	1	1-0	0	0	1	6	6.0
Dragic	1-0	13	1-5	.200	0-1	.000	0-0	---	0	0	0	0	1-0	0	1	0	2	2.0
Lee	1-0	17	1-3	.333	0-0	---	0-0	---	0	1	1	1	0-0	1	0	1	2	2.0
Lowry	1-1	42	0-6	.000	0-3	.000	2-2	1.000	0	6	6	18	3-0	2	6	1	2	2.0
Parsons	1-0	0	0-0	---	0-0	---	0-0	---	0	0	0	0	0-0	0	0	0	0	0.0
Thomas (TOT)	1-0	4	0-2	.000	0-0	---	0-0	---	0	1	1	0	0-0	1	0	0	0	0.0
<b>ROCKETS</b>	<b>1</b>	<b>240</b>	<b>38-82</b>	<b>.463</b>	<b>9-19</b>	<b>.474</b>	<b>10-13</b>	<b>.769</b>	<b>11</b>	<b>34</b>	<b>45</b>	<b>26</b>	<b>18-0</b>	<b>7</b>	<b>12</b>	<b>6</b>	<b>95</b>	<b>95.0</b>
<b>HAWKS</b>	<b>1</b>	<b>240</b>	<b>35-80</b>	<b>.438</b>	<b>4-16</b>	<b>.250</b>	<b>10-16</b>	<b>.625</b>	<b>6</b>	<b>34</b>	<b>40</b>	<b>16</b>	<b>14-0</b>	<b>4</b>	<b>12</b>	<b>6</b>	<b>84</b>	<b>84.0</b>

### 2011-2012 Hawks vs. Rockets

PLAYER	G-GS	MIN	FIELD GOALS		3-POINT FG		FT-FTA	PCT	REBOUNDS				PF-DQ	STL	TO	BLK	PTS	AVG
			FG-FGA	PCT	FG-FGA	PCT			OFF	DEF	TOT	AST						
Horford	1-1	31	6-11	.545	0-0	---	3-4	.750	1	5	6	2	1-0	0	2	1	15	15.0
J. Johnson	1-1	35	7-15	.467	1-5	.200	0-0	---	1	3	4	3	2-0	1	1	2	15	15.0
Smith	1-1	32	5-13	.385	0-1	.000	4-8	.500	0	7	7	2	1-0	0	2	1	14	14.0
McGrady	1-0	25	6-11	.545	1-2	.500	0-0	---	0	6	6	1	1-0	0	1	0	13	13.0
Williams	1-1	21	3-7	.429	1-2	.500	2-2	1.000	1	3	4	0	2-0	0	0	1	9	9.0
Teague	1-1	30	3-7	.429	0-0	---	0-0	---	0	3	3	5	1-0	0	2	0	6	6.0
Green	1-0	17	2-5	.400	1-2	.500	0-0	---	2	2	4	0	1-0	1	1	0	5	5.0
Pargo	1-0	16	2-4	.500	0-1	.000	0-0	---	0	2	2	1	1-0	0	2	0	4	4.0
Pachulia	1-0	12	1-2	.500	0-0	---	1-2	.500	1	2	3	1	2-0	1	1	0	3	3.0
Collins	1-0	5	0-0	---	0-0	---	0-0	---	0	0	0	0	1-0	0	0	0	0	0.0
Radmanovic	1-0	15	0-5	.000	0-3	.000	0-0	---	0	1	1	1	1-0	1	0	1	0	0.0
<b>HAWKS</b>	<b>1</b>	<b>240</b>	<b>35-80</b>	<b>.438</b>	<b>4-16</b>	<b>.250</b>	<b>10-16</b>	<b>.625</b>	<b>6</b>	<b>34</b>	<b>40</b>	<b>16</b>	<b>14-0</b>	<b>4</b>	<b>12</b>	<b>6</b>	<b>84</b>	<b>84.0</b>
<b>ROCKETS</b>	<b>1</b>	<b>240</b>	<b>38-82</b>	<b>.463</b>	<b>9-19</b>	<b>.474</b>	<b>10-13</b>	<b>.769</b>	<b>11</b>	<b>34</b>	<b>45</b>	<b>26</b>	<b>18-0</b>	<b>7</b>	<b>12</b>	<b>6</b>	<b>95</b>	<b>95.0</b>



## Boston Celtics

226 Causeway Street  
Fourth Floor  
Boston, MA 02114  
(617) 854-8000



"Doc" Rivers

### Directory

Managing Partner, Governor ..... Wyc Grousbeck  
President, Basketball Operations ..... Danny Ainge  
Head Coach ..... Glenn "Doc" Rivers  
Assistant Coaches ..... Armond Hill, Kevin Eastman,  
Mike Longabardi, Tyrronn Lue,  
Jamie Young, Jay Larranaga  
Head Athletic Trainer ..... Ed Lacerte  
Vice President, Media Services/Alumni Relations ..... Jeff Twiss

### General Information

2011-2012 Record ..... 39-27, 1st Atlantic  
Home Arena ..... TD Garden (18,624)  
Team Colors ..... Green, Gold, Black, Brown, Beige, White  
Radio ..... WEEI 93.7 FM/850 AM  
Sean Grande, Cedric Maxwell  
Television ..... Comcast SportsNet New England  
Mike Gorman, Tom Heinsohn,  
Greg Dickerson

### 2012-2013 Schedule vs. Rockets

Fri., Dec. 14 @ Toyota Center, 7:00 p.m.  
Fri., Jan. 11 @ TD Garden, 6:30 p.m.

### All-Time Series Record

Regular Season: 43-86

Home: 26-37 Toyota Center: 2-6

Road: 16-42 TD Garden: 10-6

Neutral: 1-7

Playoffs: 5-16 (1975, 1980, 1981, 1986 - losing all four series)

Home: 4-6 Toyota Center: 0-0

Road: 1-10 TD Garden: 0-0

### 2011-2012 Results (Celtics 1-0)

Mar. 6 @ TD Garden, Celtics 97-92 (OT)

### Series Information

Current Streak: Celtics, Won 1

Current Home Streak: Won 1

Current Road Streak: Lost 1

Longest Winning Streak: 5 (Feb. 20, 2001-Feb. 24, 2003)

Longest Losing Streak: 10 (Nov. 21, 1967-Jan. 2, 1969)

Biggest Winning Margin: 35 (119-84; Feb. 18, 1993)

Biggest Losing Margin: 39 (142-103; Nov. 10, 1971)

Most Points Scored: 137 (Feb. 14, 1989)

Most Points Allowed: 147 (Feb. 25, 1970)

Fewest Points Scored: 72 (Feb. 26, 2007)

Fewest Points Allowed: 73 (Dec. 6, 2005)

### 2011-2012 Rockets vs. Celtics

PLAYER	G-GS	MIN	FIELD GOALS		3-POINT FG		FT-FTA	PCT	REBOUNDS				AST	PF-DQ	STL	TO	BLK	PTS	AVG
			FG-FGA	PCT	FG-FGA	PCT			OFF	DEF	TOT								
Lowry	1-1	44	4-17	.235	2-8	.250	8-10	.800	0	7	7	7	5-0	2	6	1	18	18.0	
Scola	1-1	44	6-11	.545	0-0	---	6-8	.750	2	12	14	3	5-0	0	2	0	18	18.0	
Parsons	1-1	29	5-8	.625	0-2	.000	2-2	1.000	2	2	4	1	3-0	0	1	1	12	12.0	
Dalembert	1-1	41	4-11	.364	0-0	---	3-4	.750	5	12	17	1	6-1	1	3	0	11	11.0	
Dragic	1-0	28	5-11	.455	1-2	.500	0-0	---	1	2	3	2	4-0	3	2	0	11	11.0	
Martin	1-1	31	4-10	.400	1-6	.167	2-2	1.000	0	2	2	3	1-0	1	0	0	11	11.0	
Lee	1-0	27	2-6	.333	1-1	1.000	2-3	.667	1	2	3	0	0-0	1	3	0	7	7.0	
Camby (TOT)	1-1	20	2-7	.286	0-0	---	1-3	.333	3	7	10	2	0-0	1	2	2	5	5.0	
Patterson	1-0	20	2-9	.222	0-0	---	0-0	---	3	4	7	1	1-0	0	1	0	4	4.0	
ROCKETS	1	265	32-83	.386	5-19	.263	23-29	.793	14	43	57	18	25-1	8	20	2	92	92.0	
CELTICS	1	265	35-81	.432	4-14	.286	23-31	.742	4	34	38	26	21-0	10	14	2	97	97.0	

### 2011-2012 Celtics vs. Rockets

PLAYER	G-GS	MIN	FIELD GOALS		3-POINT FG		FT-FTA	PCT	REBOUNDS				AST	PF-DQ	STL	TO	BLK	PTS	AVG
			FG-FGA	PCT	FG-FGA	PCT			OFF	DEF	TOT								
Pierce	1-1	41	9-21	.429	1-3	.333	11-12	.917	0	6	6	2	3-0	2	2	0	30	30.0	
Allen	1-1	41	7-15	.467	3-8	.375	4-5	.800	0	3	3	4	0-0	2	1	0	21	21.0	
Garnett	1-1	38	4-7	.571	0-0	---	5-8	.625	2	11	13	3	3-0	2	2	2	13	13.0	
Rondo	1-1	45	4-12	.333	0-0	---	1-4	.250	0	3	3	12	2-0	3	4	0	9	9.0	
Bass	1-1	34	4-8	.500	0-0	---	0-0	---	0	3	4	3	4-0	1	0	0	8	8.0	
Stiemsma	1-0	13	4-6	.667	0-0	---	0-0	---	0	1	1	0	2-0	0	1	0	8	8.0	
Bradley	1-0	8	2-4	.500	0-0	---	0-0	---	0	1	1	0	1-0	0	1	0	4	4.0	
Hollins (TOT)	1-1	19	2-3	.667	0-0	---	0-1	.000	0	3	3	1	2-0	1	2	0	4	4.0	
Wilcox	1-0	21	1-4	.250	0-0	---	2-2	1.000	1	3	4	0	5-0	0	0	0	4	4.0	
Dooling	1-0	8	0-2	.000	0-1	.000	0-0	---	0	0	0	1	1-0	0	0	0	0	0.0	
Pietrus	1-0	15	0-2	.000	0-2	.000	0-0	---	0	3	3	1	0-0	0	1	0	0	0.0	
CELTICS	1	265	35-81	.432	4-14	.286	23-31	.742	4	34	38	26	21-0	10	14	2	97	97.0	
ROCKETS	1	265	32-83	.386	5-19	.263	23-29	.793	14	43	57	18	25-1	8	20	2	92	92.0	



## Brooklyn Nets

15 MetroTech Center  
11<sup>th</sup> Floor  
Brooklyn, NY 11201  
(718) 933-3000



Avery Johnson

### Directory

**Principal Owner** ..... Mikhail Prokhorov  
**CEO, Nets & Barclays Center** ..... Brett D. Yorkmark  
**General Manager** ..... Billy King  
**Head Coach** ..... Avery Johnson  
**Assistant Coaches** ..... P.J. Carlesimo, Mario Elie,  
Popeye Jones, Doug Overton  
**Head Athletic Trainer** ..... Tim Walsh  
**Vice President, Public Relations** ..... Gary Sussman

### General Information

**2011-2012 Record** ..... 22-44, 5th Atlantic  
**Home Arena** ..... Barclays Center (18,200)  
**Team Colors** ..... Black, White  
**Radio** ..... WFAN 660 AM, WADO 1280 AM  
Chris Carrino, Tim Capstraw  
**Television** ..... YES Network  
Ian Eagle, Mike Fratello,  
Ryan Ruocco, Jim Spanarkel

### 2012-2013 Schedule vs. Rockets

Sat., Jan. 26 @ Toyota Center, 7:00 p.m.  
Fri., Feb. 22 @ Barclays Center, 6:30 p.m.

### All-Time Series Record

**Regular Season:** 53-27

Home: 29-10 Toyota Center: 6-2  
Road: 24-17 Barclays Center: 0-0  
Neutral: 0-0

**Playoffs:** Never Met

Home: 0-0 Toyota Center: 0-0  
Road: 0-0 Barclays Center: 0-0

### 2011-2012 Results (Rockets 1-0)

Mar. 10 @ Prudential Center, Rockets 112-106

### Series Information

**Current Streak:** Rockets, Won 11  
**Current Home Streak:** Won 5  
**Current Road Streak:** Won 9  
**Longest Winning Streak:** 11 (Dec. 27, 2006-Mar. 10, 2012)  
**Longest Losing Streak:** 4 (Mar. 2, 1983-Jan. 13, 1985)  
**Biggest Winning Margin:** 52 (139-87; Oct. 18, 1978)  
**Biggest Losing Margin:** 39 (124-85; Mar. 2, 1983)  
**Most Points Scored:** 139 (Oct. 18, 1978)  
**Most Points Allowed:** 126 (2x: last Feb. 18, 1979)  
**Fewest Points Scored:** 77 (2x: last Mar. 13, 2006)  
**Fewest Points Allowed:** 69 (Nov. 15, 2004)

### 2011-2012 Rockets vs. Nets

PLAYER	G-GS	MIN	FIELD GOALS		3-POINT FG		FT-FTA	PCT	REBOUNDS			PF-DQ	STL	TO	BLK	PTS	AVG	
			FG-FGA	PCT	FG-FGA	PCT			OFF	DEF	TOT							AST
Dragic	1-1	37	8-14	.571	4-7	.571	3-3	1.000	0	5	5	8	0-0	1	2	0	23	23.0
Lee	1-0	31	7-14	.500	1-3	.333	2-2	1.000	1	1	2	4	3-0	0	0	0	17	17.0
Parsons	1-1	31	8-11	.727	0-0	---	0-0	---	1	4	5	6	2-0	1	0	1	16	16.0
Budinger	1-0	18	6-8	.750	3-3	1.000	0-0	---	2	3	5	1	1-0	0	0	1	15	15.0
Dalembert	1-1	27	5-11	.455	0-0	---	5-5	1.000	3	1	4	1	3-0	0	1	2	15	15.0
Scola	1-1	33	6-10	.600	0-0	---	0-2	.000	2	6	8	2	3-0	0	3	1	12	12.0
Martin	1-1	17	2-5	.400	1-3	.333	0-0	---	0	0	0	0	0-0	0	0	0	5	5.0
Patterson	1-0	27	2-3	.667	0-0	---	1-2	.500	1	3	4	2	1-0	0	2	0	5	5.0
Flynn	1-0	11	1-5	.200	0-0	---	0-0	---	0	0	0	3	0-0	0	1	0	2	2.0
Hill	1-0	9	1-1	1.000	0-0	---	0-0	---	0	2	2	1	1-0	0	0	1	2	2.0
Fortson (TOT)	1-0	9	0-0	---	0-0	---	0-0	---	0	1	1	2	0-0	0	0	0	0	0.0
ROCKETS	1	240	46-82	.561	9-16	.563	11-14	.786	10	25	35	28	14-0	2	9	6	112	112.0
NETS	1	240	43-81	.531	9-24	.375	11-14	.786	11	23	34	21	17-0	3	9	3	106	106.0

### 2011-2012 Nets vs. Rockets

PLAYER	G-GS	MIN	FIELD GOALS		3-POINT FG		FT-FTA		REBOUNDS			PF-DQ	STL	TO	BLK	PTS	AVG	
			FG-FGA	PCT	FG-FGA	PCT	PCT	PCT	OFF	DEF	TOT							AST
Green	1-0	23	10-15	.667	4-8	.500	2-3	.667	1	2	3	0	1-0	1	0	0	26	26.0
Brooks	1-1	32	11-16	.688	1-3	.333	0-0	---	1	4	5	7	2-0	0	2	0	23	23.0
Farmer	1-1	34	7-11	.636	3-5	.600	1-1	1.000	0	4	4	4	2-0	0	3	0	18	18.0
Wallace (TOT)	2-2	76	12-23	.522	1-6	.167	5-7	.714	5	12	17	7	6-0	2	7	0	30	15.0
Morrow	1-0	21	4-10	.400	0-4	.000	4-4	1.000	0	1	1	3	2-0	1	0	0	12	12.0
Humphries	1-1	37	5-11	.455	0-0	---	0-0	---	2	5	7	1	4-0	0	1	1	10	10.0
She, Williams	1-1	35	4-5	.800	0-0	---	2-2	1.000	2	2	4	1	2-0	0	2	2	10	10.0
Petro	1-0	21	1-6	.167	0-0	---	1-2	.500	4	5	9	0	1-0	0	0	0	3	3.0
Stevenson	1-1	19	1-3	.333	1-3	.333	0-0	---	0	0	0	0	1-0	0	0	0	3	3.0
Gaines	1-0	14	0-4	.000	0-1	.000	1-2	.500	1	0	1	5	2-0	1	0	0	1	1.0
J. Williams	1-0	2	0-0	---	0-0	---	0-0	---	0	0	0	0	0-0	0	0	0	0	0.0
NETS	1	240	43-81	.531	9-24	.375	11-14	.786	11	23	34	21	17-0	3	9	3	106	106.0
ROCKETS	1	240	46-82	.561	9-16	.563	11-14	.786	10	25	35	28	14-0	2	9	6	112	112.0



# Charlotte Bobcats

333 East Trade Street  
Charlotte, NC 28202  
(704) 688-8600



Mike Dunlap

## Directory

**Chairman** ..... Michael Jordan  
**President, Basketball Operations** ..... Rod Higgins  
**General Manager** ..... Rick Cho  
**Head Coach** ..... Mike Dunlap  
**Assistant Coaches** ..... Brian Winters, Rick Brunson,  
Stephen Silas, Dan Leibovitz  
**Head Athletic Trainer** ..... Steve Stricker  
**Vice President, Communications** ..... B.J. Evans

## General Information

**2011-2012 Record** ..... 7-59, 5th Southeast  
**Home Arena** ..... Time Warner Cable Arena (19,077)  
**Team Colors** ..... Bobcats Blue, White, Orange  
**Radio** ..... WFNZ 610 AM  
Scott Lauer  
**Television** ..... FSN Carolinas/SportSouth  
Steve Martin, Dell Curry, Stephanie Ready

## 2012-2013 Schedule vs. Rockets

Mon., Jan. 21 @ Time Warner Cable Arena, 1:00 p.m.  
Sat., Feb. 2 @ Toyota Center, 7:00 p.m.

## All-Time Series Record

**Regular Season:** 11-5

Home: 7-1 Toyota Center: 7-1  
Road: 4-4 Charlotte Coliseum: 0-1  
Neutral: 0-0 Time Warner Cable Arena: 4-3  
**Playoffs:** Never Met  
Home: 0-0 Toyota Center: 0-0  
Road: 0-0 Time Warner Cable Arena: 0-0

## 2011-2012 Results (Rockets 2-0)

Jan. 10 @ Time Warner Cable Arena, Rockets 82-70  
Mar. 14 @ Toyota Center, Rockets 107-87

## Series Information

**Current Streak:** Rockets, Won 3  
**Current Home Streak:** Won 7  
**Current Road Streak:** Won 1  
**Longest Winning Streak:** 7 (Jan. 25, 2006-Mar. 13, 2009)  
**Longest Losing Streak:** 3 (Dec. 18, 2004-Jan. 10, 2006)  
**Biggest Winning Margin:** 30 (92-62; Dec. 8, 2006)  
**Biggest Losing Margin:** 10 (99-89; Nov. 26, 2010)  
**Most Points Scored:** 107 (Mar. 14, 2012)  
**Most Points Allowed:** 111 (Jan. 10, 2006)  
**Fewest Points Scored:** 82 (Jan. 10, 2012)  
**Fewest Points Allowed:** 62 (Dec. 8, 2006)

## 2011-2012 Rockets vs. Bobcats

PLAYER	G-GS	MIN	FIELD GOALS		3-POINT FG		FT-FTA	PCT	REBOUNDS				AST	PF-DQ	STL	TO	BLK	PTS	AVG
			FG-GA	PCT	FG-GA	PCT			OFF	DEF	TOT								
Martin	1-1	42	5-19	.263	2-5	.400	5-6	.833	0	2	2		4	1-0	0	4	0	17	17.0
Scout	2-2	59	12-27	.444	0-0	---	8-12	.667	2	9	11		3	6-0	1	7	0	32	16.0
Parsons	2-2	59	13-22	.591	2-4	.500	0-0	---	4	9	13		7	4-0	3	4	1	28	14.0
Hill	2-0	33	11-20	.550	0-0	---	4-6	.667	11	9	20		2	1-0	0	3	6	26	13.0
Dragic	2-1	41	8-15	.533	2-4	.500	1-2	.500	1	2	3		11	6-0	1	5	1	19	9.5
Dalembert	2-2	49	8-9	.889	0-0	---	2-2	1.000	2	18	20		2	4-0	2	2	1	18	9.0
Lee	1-1	33	3-8	.375	2-4	.500	1-2	.500	0	1	1		1	2-0	0	1	0	9	9.0
Flynn	1-0	20	3-7	.429	1-1	1.000	0-0	---	0	0	0		3	0-0	0	0	1	7	7.0
Budinger	2-0	47	5-17	.294	3-6	.500	0-0	---	1	10	11		3	0-0	3	6	0	13	6.5
Lowry	1-1	41	2-7	.286	0-2	.000	2-3	.667	3	8	11		8	3-0	2	6	2	6	6.0
Patterson	2-0	37	6-12	.500	0-0	---	0-0	---	0	6	6		1	2-0	1	0	2	12	6.0
Camby (TOT)	1-1	26	2-3	.667	0-0	---	0-0	---	1	6	7		5	2-0	1	0	5	4	4.0
Smith	1-0	8	1-1	1.000	0-0	---	0-0	---	0	2	2		0	2-0	0	0	0	2	2.0
Morris	1-0	8	0-3	.000	0-0	---	0-0	---	0	0	0		0	0-0	0	2	0	0	0.0
Thabeet	1-0	3	0-0	---	0-0	---	0-0	---	0	3	3		0	2-0	0	0	0	0	0.0
<b>ROCKETS</b>	<b>2</b>	<b>480</b>	<b>77-167</b>	<b>.461</b>	<b>12-26</b>	<b>.462</b>	<b>23-33</b>	<b>.697</b>	<b>24</b>	<b>79</b>	<b>103</b>		<b>45</b>	<b>33-0</b>	<b>13</b>	<b>40</b>	<b>14</b>	<b>189</b>	<b>94.5</b>
<b>BOBCATS</b>	<b>2</b>	<b>480</b>	<b>63-169</b>	<b>.373</b>	<b>5-25</b>	<b>.200</b>	<b>26-30</b>	<b>.867</b>	<b>16</b>	<b>58</b>	<b>74</b>		<b>41</b>	<b>35-0</b>	<b>18</b>	<b>29</b>	<b>14</b>	<b>157</b>	<b>78.5</b>

## 2011-2012 Bobcats vs. Rockets

PLAYER	G-GS	MIN	FIELD GOALS		3-POINT FG		FT-FTA	PCT	REBOUNDS				AST	PF-DQ	STL	TO	BLK	PTS	AVG
			FG-GA	PCT	FG-GA	PCT			OFF	DEF	TOT								
Mullens	2-0	45	8-17	.471	0-0	---	9-10	.900	3	9	12		1	5-0	1	1	2	25	12.5
Henderson	2-2	57	10-25	.400	0-1	.000	2-2	1.000	1	6	7		5	4-0	1	1	0	22	11.0
Brown	2-1	44	9-16	.563	0-1	.000	3-4	.750	3	0	3		0	1-0	5	1	0	21	10.5
Augustin	2-2	48	8-20	.400	2-6	.333	2-2	1.000	1	0	1		6	4-0	1	5	0	20	10.0
Maggette	1-1	22	3-9	.333	2-2	1.000	0	2	2	0	0		0	2-0	0	0	0	10	10.0
Williams	1-0	17	4-7	.571	1-3	.333	1-1	1.000	0	4	4		4	0-0	3	0	0	10	10.0
Walker	2-0	60	7-26	.269	0-7	.000	1-1	1.000	2	10	12		11	2-0	2	5	1	15	7.5
White	2-0	42	6-15	.400	0-0	---	3-4	.750	2	8	10		3	1-0	1	4	1	15	7.5
Thomas	1-1	19	3-8	.375	0-0	---	1-2	.500	0	3	3		2	2-0	1	0	1	7	7.0
Biyombo	2-1	40	1-5	.200	0-0	---	2-2	1.000	2	5	7		2	4-0	0	2	4	4	2.0
Carroll	2-0	22	2-6	.333	0-1	.000	0-0	---	1	3	4		1	2-0	1	0	1	4	2.0
Diaw	2-1	51	2-15	.133	0-4	.000	0-0	---	1	7	8		6	5-0	2	5	2	4	2.0
Dipio	1-1	13	0-0	---	0-0	---	0-0	---	0	1	1		0	3-0	0	3	2	0	0.0
<b>BOBCATS</b>	<b>2</b>	<b>480</b>	<b>63-169</b>	<b>.373</b>	<b>5-25</b>	<b>.200</b>	<b>26-30</b>	<b>.867</b>	<b>16</b>	<b>58</b>	<b>74</b>		<b>41</b>	<b>35-0</b>	<b>18</b>	<b>29</b>	<b>14</b>	<b>157</b>	<b>78.5</b>
<b>ROCKETS</b>	<b>2</b>	<b>480</b>	<b>77-167</b>	<b>.461</b>	<b>12-26</b>	<b>.462</b>	<b>23-33</b>	<b>.697</b>	<b>24</b>	<b>79</b>	<b>103</b>		<b>45</b>	<b>33-0</b>	<b>13</b>	<b>40</b>	<b>14</b>	<b>189</b>	<b>94.5</b>



## Chicago Bulls

1901 West Madison Street  
Chicago, IL 60612  
(312) 455-4000



Tom Thibodeau

### Directory

**Chairman** ..... Jerry Reinsdorf  
**Executive VP, Basketball Operations** ..... John Paxson  
**General Manager** ..... Gar Forman  
**Head Coach** ..... Tom Thibodeau  
**Assistant Coaches** ..... Ron Adams, Andy Greer, Adrian Griffin,  
Ed Pinckney, Mike Wilhelm  
**Head Athletic Trainer** ..... Fred Tedeschi  
**Senior Director, Public & Media Relations** ..... Tim Hallam

### General Information

**2011-2012 Record** ..... 50-16, 1st Central  
**Home Arena** ..... United Center (20,917)  
**Team Colors** ..... Red, White, Black  
**Radio** ..... WMVP 1000 AM, WRTD 1200 AM  
Chuck Swirsky, Bill Wennington, Steve Kashul,  
Omar Ramos, Matt Moreno  
**Television** ..... WGN, WCIU, Comcast SportsNet Chicago  
Neil Funk, Stacey King

### 2012-2013 Schedule vs. Rockets

Wed., Nov. 21 @ Toyota Center, 7:00 p.m.  
Tue., Dec. 25 @ United Center, 7:00 p.m.

### All-Time Series Record

**Regular Season:** 60-64

Home: 38-20 Toyota Center: 5-3

Road: 21-40 United Center: 8-9

Neutral: 1-4

**Playoffs:** Never Met

Home: 0-0 Toyota Center: 0-0

Road: 0-0 United Center: 0-0

### 2011-2012 Results (Rockets 1-0)

Apr. 2 @ United Center, Rockets 99-93

### Series Information

**Current Streak:** Rockets, Won 1

**Current Home Streak:** Lost 2

**Current Road Streak:** Won 1

**Longest Winning Streak:** 6 (Jan. 20, 2006-Feb. 3, 2009)

**Longest Losing Streak:** 11 (Jan. 22, 1972-Mar. 6, 1974)

**Biggest Winning Margin:** 45 (123-78; Mar. 26, 2000)

**Biggest Losing Margin:** 53 (129-76; Feb. 1, 1983)

**Most Points Scored:** 146 (Dec. 3, 1969)

**Most Points Allowed:** 133 (Dec. 20, 1980)

**Fewest Points Scored:** 75 (Dec. 4, 2001)

**Fewest Points Allowed:** 66 (Nov. 3, 2003)

### 2011-2012 Rockets vs. Bulls

PLAYER	G-GS	MIN	FIELD GOALS		3-POINT FG	FT-FTA	PCT	REBOUNDS			AST	PF-DQ	STL	TO	BLK	PTS	AVG
			FG-FGA	PCT				OFF	DEF	TOT							
Dragic	1-1	32	8-12	.667	0-0	5-7	.714	1	0	1	6	1-0	4	1	1	21	21.0
Scola	1-1	40	9-17	.529	0-0	0-0	---	5	7	12	6	3-0	2	2	3	18	18.0
Budinger	1-0	26	5-10	.500	3-4	0-0	---	1	2	3	3	2-0	0	0	0	13	13.0
Lee	1-1	36	4-14	.286	0-3	5-5	1.000	0	0	0	1	2-0	1	2	1	13	13.0
Camby (TOT)	1-1	31	6-12	.500	0-2	0-0	---	3	8	11	2	2-0	1	1	0	12	12.0
Camby (HOU)	1-1	31	6-12	.500	0-2	0-0	---	3	8	11	2	2-0	1	1	0	12	12.0
Boykins	1-0	16	4-8	.500	1-2	0-0	---	0	3	3	3	1-0	0	1	0	9	9.0
Parsons	1-1	28	3-7	.429	0-1	0-0	---	0	2	2	1	3-0	2	1	0	6	6.0
Patterson	1-0	20	2-3	.667	0-0	1-2	.500	0	2	4	0	2-0	1	0	0	5	5.0
Dalembert	1-0	5	1-2	.500	0-0	0-0	---	0	1	1	1	2-0	0	0	0	2	2.0
Morris	1-0	6	0-4	.000	0-1	0-0	---	1	0	1	0	0-0	0	0	0	0	0.0
ROCKETS	1	240	42-89	.472	4-13	11-14	.786	13	25	38	23	18-0	11	8	5	99	99.0
BULLS	1	240	40-83	.482	5-17	8-17	.471	18	29	47	25	17-0	5	19	7	93	93.0

### 2011-2012 Bulls vs. Rockets

PLAYER	G-GS	MIN	FIELD GOALS		3-POINT FG	FT-FTA	PCT	REBOUNDS			AST	PF-DQ	STL	TO	BLK	PTS	AVG
			FG-FGA	PCT				OFF	DEF	TOT							
Deng	1-1	41	9-14	.643	2-3	4-5	.800	1	6	7	2	1-0	0	2	1	24	24.0
Boozer	1-1	34	8-14	.571	0-0	0-1	.000	5	8	13	7	0-0	1	2	0	16	16.0
Noah	1-1	35	7-11	.636	0-0	1-2	.500	4	5	9	1	4-0	1	1	4	15	15.0
Korver	1-0	20	3-9	.333	2-6	0-0	---	0	3	3	1	1-0	0	3	1	8	8.0
Lucas	1-0	23	4-9	.444	0-2	0-0	---	2	1	3	5	4-0	0	3	0	8	8.0
Brewer	1-0	15	3-7	.429	0-2	0-0	---	0	2	2	3	1-0	2	0	0	6	6.0
Hamilton	1-1	20	2-7	.286	1-1	1-2	.500	1	0	1	3	0-0	0	5	0	6	6.0
Asik	1-0	13	1-1	1.000	0-0	2-4	.500	3	2	5	1	1-0	0	0	1	4	4.0
Gibson	1-0	14	2-4	.500	0-0	0-3	.000	2	1	3	0	0-0	0	0	0	4	4.0
Watson	1-1	25	1-7	.143	0-3	0-0	---	0	1	1	2	4-0	1	3	0	2	2.0
Butler	1-0	0	0-0	---	0-0	0-0	---	0	0	0	0	0-0	0	0	0	0	0.0
BULLS	1	240	40-83	.482	5-17	8-17	.471	18	29	47	25	17-0	5	19	7	93	93.0
ROCKETS	1	240	42-89	.472	4-13	11-14	.786	13	25	38	23	18-0	11	8	5	99	99.0



## Cleveland Cavaliers

One Center Court  
Cleveland, OH 44115-4001  
(216) 420-2000



Byron Scott

### Directory

**Majority Owner/Chairman** ..... Dan Gilbert  
**General Manager** ..... Chris Grant  
**Vice President, Basketball Operations** ..... David Griffin  
**Head Coach** ..... Byron Scott  
**Assistant Coaches** ..... Paul Pressey, Jamahl Mosley,  
Joe Prunty, Nate Tibbets, Stan Kellers  
**Head Athletic Trainer** ..... Max Benton  
**Senior Vice President, Communications** ..... Tad Carper

### General Information

**2011-2012 Record** ..... 21-45, 5th Central  
**Home Arena** ..... Quicken Loans Arena (20,562)  
**Team Colors** ..... Wine, Gold, Dark Blue  
**Radio** ..... WTAM 1100 AM  
John Michael, Jim Chones, Mike Snyder  
**Television** ..... FOX Sports Ohio  
Fred McLeod, Austin Carr, Allie Clifton

### 2012-2013 Schedule vs. Rockets

Sat., Jan. 5 @ Quicken Loans Arena, 6:30 p.m.  
Fri., Mar. 22 @ Toyota Center, 7:00 p.m.

### All-Time Series Record

**Regular Season:** 75-42

Home: 46-12 Toyota Center: 7-1  
Road: 29-29 Quicken Loans Arena: 9-8  
Neutral: 0-1

**Playoffs:** Never Met

Home: 0-0 Toyota Center: 0-0  
Road: 0-0 Quicken Loans Arena: 0-0

### 2011-2012 Results (Cavaliers 1-0)

Mar. 11 @ Quicken Loans Arena, Cavaliers 118-107

### Series Information

**Current Streak:** Cavaliers, Won 1  
**Current Home Streak:** Won 5  
**Current Road Streak:** Lost 1  
**Longest Winning Streak:** 8 (Mar. 11, 1984-Nov. 19, 1987)  
**Longest Losing Streak:** 4 (Jan. 7-Mar. 7, 1973)  
**Biggest Winning Margin:** 30 (140-110; Oct. 22, 1970)  
**Biggest Losing Margin:** 32 (121-89; Dec. 30, 1991)  
**Most Points Scored:** 140 (Oct. 22, 1970)  
**Most Points Allowed:** 130 (Mar. 4, 1972)  
**Fewest Points Scored:** 70 (Jan. 6, 1998)  
**Fewest Points Allowed:** 63 (Dec. 2, 2006)

### 2011-2012 Rockets vs. Cavaliers

PLAYER	G-GS	MIN	FIELD GOALS			3-POINT FG			FT-FTA	PCT	REBOUNDS			AST	PF-DQ	STL	TO	BLK	PTS	AVG
			FG-FGA	PCT		FG-FGA	PCT				OFF	DEF	TOT							
Scola	1-1	39	15-25	.600		0-0	---		0-1	.000	1	7	8	1	4-0	1	0	0	30	30.0
Dragic	1-1	34	7-11	.636		4-5	.800		2-2	1.000	1	0	1	8	5-0	1	4	0	20	20.0
Budinger	1-0	30	6-10	.600		2-3	.667		2-4	.500	0	4	4	3	0-0	0	1	0	16	16.0
Dalembert	1-1	32	6-11	.545		0-0	---		3-4	.750	3	7	10	0	2-0	1	0	5	15	15.0
Parsons	1-1	27	4-6	.667		1-3	.333		0-0	---	2	1	3	3	4-0	0	2	0	9	9.0
Lee	1-0	24	2-5	.400		1-2	.500		0-0	---	0	3	3	3	1-0	2	1	0	5	5.0
Flynn	1-0	14	1-4	.250		0-1	.000		2-2	1.000	0	0	0	2	2-0	0	0	0	4	4.0
Patterson	1-0	18	2-4	.500		0-0	---		0-0	---	1	2	3	1	3-0	0	1	1	4	4.0
Martin	1-1	16	1-6	.167		0-3	.000		1-2	.500	0	4	4	4	0-0	0	3	0	3	3.0
Hill	1-0	7	0-4	.000		0-0	---		1-2	.500	1	2	3	0	4-0	0	1	0	1	1.0
Camby (TOT)	1-1	25	0-0	---		0-0	---		0-0	---	1	8	9	1	4-0	0	1	0	0	0.0
ROCKETS	1	240	44-86	.512		8-17	.471		11-17	.647	9	30	39	25	25-0	5	13	6	107	107.0
CAVALIERS	1	240	39-82	.476		11-20	.550		29-36	.806	10	31	41	25	21-0	6	14	4	118	118.0

### 2011-2012 Cavaliers vs. Rockets

PLAYER	G-GS	MIN	FIELD GOALS			3-POINT FG			FT-FTA	PCT	REBOUNDS			AST	PF-DQ	STL	TO	BLK	PTS	AVG
			FG-FGA	PCT		FG-FGA	PCT				OFF	DEF	TOT							
Jamison	1-1	29	8-16	.500		4-7	.571		8-8	1.000	1	4	5	2	3-0	0	0	1	28	28.0
Irving	1-1	29	5-15	.333		1-3	.333		10-10	1.000	1	5	6	5	1-0	0	3	0	21	21.0
Sessions	1-0	21	4-8	.500		2-2	1.000		5-5	1.000	0	4	4	7	2-0	0	1	0	15	15.0
Gee	1-1	33	4-11	.364		0-0	---		3-4	.750	2	2	4	2	5-0	3	1	0	11	11.0
Gibson	1-0	27	5-10	.500		1-4	.250		0-0	---	1	3	4	2	1-0	2	1	0	11	11.0
Samuels	1-0	24	4-6	.667		0-0	---		3-4	.750	3	2	5	0	3-0	0	1	1	11	11.0
Casspi	1-0	15	3-7	.429		2-3	.667		0-2	.000	1	4	5	1	0-0	0	1	1	8	8.0
Parker	1-1	21	2-4	.500		1-1	1.000		0-0	---	0	1	1	2	0-0	0	2	1	5	5.0
Hollins	1-1	19	2-3	.667		0-0	---		0-1	.000	0	3	3	1	2-0	1	2	0	4	4.0
T. Thompson	1-0	23	2-2	1.000		0-0	---		0-0	---	1	3	4	3	4-0	0	1	0	4	4.0
Kapono (TOT)	1-0	15	1-2	.500		0-0	---		0-0	---	0	0	0	0	1-0	0	2	0	2	2.0
CAVALIERS	1	240	39-82	.476		11-20	.550		29-36	.806	10	31	41	25	21-0	6	14	4	118	118.0
ROCKETS	1	240	44-86	.512		8-17	.471		11-17	.647	9	30	39	25	25-0	5	13	6	107	107.0



## Dallas Mavericks

American Airlines Center  
2500 Victory Avenue  
Dallas, TX 75219  
(214) 665-4660



**Rick Carlisle**

### Directory

**Owner** ..... Mark Cuban  
**President & CEO** ..... Terdema Ussery  
**Head Coach** ..... Rick Carlisle  
**President of Basketball Operations/GM** ..... Donn Nelson  
**Assistant Coaches** ..... Jim O'Brien, Tony Brown,  
Monte Mathis, Darrell Armstrong  
**Head Athletic Trainer** ..... Casey Smith  
**Director, Basketball Communications** ..... Sarah Melton

### General Information

**2011-2012 Record** ..... 36-30, 3rd Southwest  
**Home Arena** ..... American Airlines Center (19,200)  
**Team Colors** ..... Blue, Black, Silver  
**Radio** ..... ESPN Radio 103.3 FM, KFLC 1270 AM  
Chuck Cooperstein, Brad Davis, Victor Villalba  
**Television** ..... TXA-21, FOX Sports Southwest  
Mark Followill, Derek Harper, Jeff Wade

### 2012-2013 Schedule vs. Rockets

Sat., Dec. 8 @ Toyota Center, 7:00 p.m.  
Wed., Jan. 16 @ American Airlines Center, 7:30 p.m.  
Sun., Mar. 3 @ Toyota Center, 6:00 p.m.  
Wed., Mar. 6 @ American Airlines Center, 7:30 p.m.

### All-Time Series Record

**Regular Season:** 78-73

**Home:** 43-32 Toyota Center: 5-12  
**Road:** 34-41 American Airlines Center: 5-17  
**Neutral:** 1-0

**Playoffs:** 4-7 (1988, 2005 - losing both series)

**Home:** 1-4 Toyota Center: 1-2  
**Road:** 3-3 American Airlines Center: 2-2

### 2011-2012 Results (Mavericks 3-0)

Mar. 24 @ Toyota Center, Mavericks 101-99 (OT)  
Mar. 27 @ American Airlines Center, Mavericks 90-81  
Apr. 18 @ American Airlines Center, Mavericks 117-110

### Series Information

**Current Streak:** Mavericks, Won 7  
**Current Home Streak:** Lost 3  
**Current Road Streak:** Lost 4  
**Longest Winning Streak:** 11 (Apr. 13, 1996-Mar. 24, 1999)  
**Longest Losing Streak:** 7 (Nov. 29, 2010-Apr. 18, 2012)  
**Biggest Winning Margin:** 48 (116-68; Feb. 4, 1981)  
**Biggest Losing Margin:** 35 (131-96; Jan. 19, 1986)  
**Most Points Scored:** 147 (Apr. 11, 1995)  
**Most Points Allowed:** 156 (Apr. 11, 1995)  
**Fewest Points Scored:** 72 (Mar. 21, 2006)  
**Fewest Points Allowed:** 68 (Feb. 4, 1981)

### 2011-2012 Rockets vs. Mavericks

PLAYER	G-GS	MIN	FIELD GOALS		3-POINT FG		FT-FTA	PCT	REBOUNDS			AST	PF-DQ	STL	TO	BLK	PTS	AVG
			FG-FGA	PCT	FG-FGA	PCT			OFF	DEF	TOT							
Dragic	3-3	118	22-41	.537	8-16	.500	9-11	.818	3	6	9	25	13-0	7	9	0	61	20.3
Scola	3-3	105	22-40	.550	0-0	---	15-16	.938	3	17	20	9	14-1	2	8	3	59	19.7
Lee	3-3	117	16-47	.340	7-18	.389	2-2	1.000	1	9	10	1	7-0	5	3	1	41	13.7
Parsons	3-3	116	15-43	.349	6-18	.333	3-5	.600	8	16	24	11	6-0	3	4	0	39	13.0
Lowry	1-0	19	4-9	.444	2-5	.400	1-1	1.000	0	0	0	5	5-0	0	1	0	11	11.0
Budinger	3-0	64	13-30	.433	4-14	.286	0-1	.000	2	9	11	3	3-0	2	1	0	30	10.0
Dalembert	3-2	51	7-10	.700	0-0	---	4-4	1.000	4	14	18	0	4-0	2	1	4	18	6.0
Camby (TOT)	4-2	95	10-21	.476	0-0	---	1-3	.333	11	27	38	3	7-0	2	5	1	21	5.3
Camby (HOU)	3-1	79	9-18	.500	0-0	---	1-3	.333	9	23	32	3	4-0	1	3	0	19	6.3
Boykins	1-0	16	1-3	.333	0-2	.000	2-2	1.000	0	0	0	1	2-0	0	0	0	4	4.0
Patterson	3-0	56	4-18	.222	0-0	---	0-0	---	3	5	8	2	9-0	0	1	8	2.7	8.0
Fortson (TOT)	1-0	4	0-2	.000	0-1	.000	0-0	---	0	0	0	0	1-0	0	0	0	0	0.0
Fortson (HOU)	1-0	4	0-2	.000	0-1	.000	0-0	---	0	0	0	0	1-0	0	0	0	0	0.0
ROCKETS	3	745	113-261	.433	27-74	.365	37-45	.822	33	99	132	60	68-1	22	34	9	290	96.7
MAVERICKS	3	745	112-232	.483	23-67	.343	61-70	.871	18	102	120	56	50-0	16	33	18	308	102.7

### 2011-2012 Mavericks vs. Rockets

PLAYER	G-GS	MIN	FIELD GOALS		3-POINT FG		FT-FTA	PCT	REBOUNDS			AST	PF-DQ	STL	TO	BLK	PTS	AVG
			FG-FGA	PCT	FG-FGA	PCT			OFF	DEF	TOT							
Nowitzki	3-3	113	25-55	455	5-13	.385	32-34	.941	0	17	17	8	7-0	1	1	2	87	29.0
Terry	3-0	105	20-41	488	7-18	.389	9-9	.889	1	5	6	10	3-0	2	6	0	55	18.3
Carler	3-2	71	13-33	394	2-11	.182	6-6	1.000	3	4	7	3	6-0	2	4	1	34	11.3
West	1-1	21	5-9	556	0-2	.000	1-1	1.000	0	2	2	3	1-0	2	3	0	11	11.0
Wright	3-0	85	15-18	833	0-0	---	1-1	1.000	4	14	18	1	3-0	0	0	8	31	10.3
Kidd	3-3	93	9-16	533	8-15	.533	1-2	.500	0	11	11	14	3-0	2	6	1	27	9.0
Beaubois	3-0	62	8-19	421	1-7	.143	5-7	.714	1	7	8	9	8-0	2	4	1	22	7.3
Marion	3-3	91	8-23	348	0-1	.000	4-4	1.000	3	29	32	4	7-0	2	4	2	20	6.7
Odum	2-0	36	4-7	571	0-0	---	1-2	.500	1	5	6	3	3-0	1	1	1	9	4.5
Haywood	1-1	15	1-4	250	0-0	---	1-2	.500	3	1	4	0	0-0	0	1	0	3	3.0
Mahinmi	3-2	49	4-7	571	0-0	---	1-2	.500	2	6	8	0	8-0	2	2	2	9	3.0
Cardinal	2-0	4	0-0	---	0-0	---	0-0	---	0	1	1	1	1-0	0	0	0	0	0.0
Jones	1-0	0	0-0	---	0-0	---	0-0	---	0	0	0	0	0-0	0	0	0	0	0.0
MAVERICKS	3	745	112-232	483	23-67	.343	61-70	.871	18	102	120	56	50-0	16	33	18	308	102.7
ROCKETS	3	745	113-261	433	27-74	.365	37-45	.822	33	99	132	60	68-1	22	34	9	290	96.7





# Denver Nuggets

**Pepsi Center**  
1000 Chopper Circle  
Denver, CO 80204  
(303) 405-1100



**George Karl**

## Directory

**Owner** ..... E. Stanley Kroenke  
**President & Governor** ..... Josh Kroenke  
**Executive VP, Basketball Operations** ..... Masai Ujiri  
**Head Coach** ..... George Karl  
**Assistant Coaches** ..... John Welch, Melvin Hunt,  
Chad Iske  
**Head Athletic Trainer** ..... Jim Gillen  
**Director, Media Relations** ..... Tim Gelt

## General Information

**2011-2012 Record** ..... 38-28, 2nd Northwest  
**Home Arena** ..... Pepsi Center (19,155)  
**Team Colors** ..... Blue, Gold  
**Radio** ..... Altitude Radio Network  
KRWZ 950 AM, KCKK 1510 AM  
Jason Kosmicki  
**Television** ..... Altitude Sports & Entertainment  
Chris Marlowe, Scott Hastings

## 2012-2013 Schedule vs. Rockets

Wed., Nov. 7 @ Toyota Center, 7:00 p.m.  
Wed., Jan. 23 @ Toyota Center, 7:00 p.m.  
Wed., Jan. 30 @ Pepsi Center, 8:00 p.m.  
Sat., Apr. 6 @ Pepsi Center, 8:00 p.m.

## All-Time Series Record

**Regular Season:** 4-277  
Home: 51-30 Toyota Center: 10-7  
Road: 33-47 Pepsi Center: 11-13  
Neutral: 0-0  
**Playoffs:** 4-2 (1986 - winning the series)  
Home: 3-0 Toyota Center: 0-0  
Road: 1-2 Pepsi Center: 0-0

## 2011-2012 Results (Nuggets 3-1)

Feb. 6 @ Pepsi Center, Rockets 99-90  
Mar. 2 @ Toyota Center, Nuggets 117-105  
Apr. 15 @ Pepsi Center, Nuggets 101-86  
Apr. 16 @ Toyota Center, Nuggets 105-102

## Series Information

**Current Streak:** Nuggets, Won 3  
**Current Home Streak:** Lost 2  
**Current Road Streak:** Lost 1  
**Longest Winning Streak:** 11 (Mar. 29, 1997-Jan. 20, 2000)  
**Longest Losing Streak:** 7 (Jan. 7, 1977-Oct. 29, 1978)  
**Biggest Winning Margin:** 30 (129-99; Feb. 26, 1991)  
**Biggest Losing Margin:** 37 (130-93; Jan. 19, 1983)  
**Most Points Scored:** 156 (Jan. 10, 1991)  
**Most Points Allowed:** 141 (April 14, 1982)  
**Fewest Points Scored:** 70 (Apr. 16, 2002)  
**Fewest Points Allowed:** 74 (Jan. 31, 1995)

## 2011-2012 Rockets vs. Nuggets

PLAYER	G-GS	MIN	FIELD GOALS		3-POINT FG		FT-FTA	PCT	REBOUNDS			AST	PF-DQ	STL	TO	BLK	PTS	AVG
			FG-GA	PCT	FG-GA	PCT			OFF	DEF	TOT							
Martin	2-2	64	11-24	.458	6-13	.462	15-17	.882	1	3	4	8	6-0	0	7	1	43	21.5
Scola	4-4	137	30-59	.508	0-1	.000	11-15	.733	10	17	27	12	11-0	3	9	1	71	17.8
Lowry	4-2	96	15-37	.405	11-22	.500	9-10	.900	4	11	15	16	12-0	1	8	2	50	12.5
Dragic	4-2	107	17-41	.415	4-15	.267	10-11	.909	6	7	13	20	15-0	4	10	0	48	12.0
Lee	4-2	133	19-43	.442	5-16	.313	2-4	.500	3	13	16	5	8-0	5	4	3	45	11.3
Parsons	4-4	106	18-39	.462	3-13	.231	6-12	.500	4	10	14	5	6-0	5	5	4	45	11.3
Budinger	4-0	82	14-34	.412	9-20	.450	3-4	.750	1	15	16	5	4-0	2	2	1	40	10.0
Patterson	4-0	115	8-29	.276	0-0	---	4-6	.667	9	13	22	4	14-0	2	8	5	20	5.0
Dalembert	4-3	76	7-20	.350	0-1	.000	5-7	.714	4	17	21	3	7-0	3	5	11	19	4.8
Boykins	1-0	6	1-2	.500	0-1	.000	2-2	1.000	0	2	2	0	0-0	0	0	0	4	4.0
Camby (TOT)	4-4	79	8-14	.571	0-0	---	0-0	---	10	27	37	6	10-0	3	7	8	16	4.0
Camby (HOU)	1-1	8	0-1	.000	0-0	---	0-0	---	0	1	1	2	2-0	0	1	0	0	0.0
Morris	1-0	6	2-4	.500	0-1	.000	0-0	---	0	2	2	0	0-0	0	0	0	4	4.0
Adrien	1-0	17	1-3	.333	0-0	---	1-2	.500	0	9	9	1	4-0	0	0	2	3	3.0
Hill	1-0	8	0-2	.000	0-0	---	0-0	---	1	1	2	0	2-0	0	0	0	0	0.0
ROCKETS	4	960	143-338	.423	38-103	.369	68-90	.756	43	121	164	81	91-0	25	61	30	392	98.0
NUGGETS	4	960	156-338	.462	24-78	.308	77-118	.653	48	134	182	94	92-1	27	55	21	413	103.3

## 2011-2012 Nuggets vs. Rockets

PLAYER	G-GS	MIN	FIELD GOALS		3-POINT FG		FT-FTA	PCT	REBOUNDS			AST	PF-DQ	STL	TO	BLK	PTS	AVG
			FG-GA	PCT	FG-GA	PCT			OFF	DEF	TOT							
Afflalo	3-3	107	26-45	.578	5-8	.625	6-8	.750	3	7	10	10	9-0	0	5	0	63	21.0
Lawson	4-4	147	27-59	.458	4-15	.267	22-29	.759	3	11	14	28	10-0	6	7	1	80	20.0
Fernandez	1-0	35	5-13	.385	1-7	.143	3-6	.500	0	2	2	2	0-0	1	2	1	14	14.0
Brewer	3-1	74	17-33	.515	3-9	.333	3-5	.600	2	3	5	7	7-0	4	1	0	40	13.3
Gallinari	3-3	84	11-26	.423	3-9	.333	10-13	.769	0	12	12	6	8-0	2	9	0	35	11.7
Harrington	4-0	108	16-49	.327	6-21	.286	7-14	.500	4	31	35	3	14-0	4	10	0	45	11.3
Andersen	1-0	19	4-4	1.000	0-0	---	2-3	.667	2	7	9	0	3-0	0	2	2	10	10.0
Miller	4-0	110	15-42	.357	1-3	.333	7-8	.875	2	11	13	31	7-0	3	10	1	38	9.5
Fariel	4-4	100	13-25	.520	0-0	---	10-16	.625	12	22	34	3	12-0	4	4	7	36	9.0
McGee (TOT)	4-2	84	15-24	.625	0-0	---	3-10	.300	13	17	30	0	12-0	1	7	8	33	8.3
McGee (DEN)	2-0	35	7-8	.875	0-0	---	2-8	.250	3	6	9	0	3-0	0	0	1	16	8.0
Koufos	4-3	78	12-18	.667	0-0	---	2-4	.500	11	12	23	2	14-1	1	4	7	26	6.5
Mozgov	2-1	22	1-4	.250	0-0	---	3-4	.750	4	6	10	1	3-0	1	0	0	5	2.5
Hamilton	2-0	12	1-4	.250	1-2	.500	0-0	---	0	2	2	0	1-0	0	1	0	3	1.5
Stone	2-1	22	1-6	.167	0-4	.000	0-0	---	2	2	4	1	1-0	1	0	1	2	1.0
Chandler	1-0	7	0-2	.000	0-0	---	0-0	---	0	0	0	0	0-0	0	0	0	0	0.0
NUGGETS	4	960	156-338	.462	24-78	.308	77-118	.653	48	134	182	94	92-1	27	55	21	413	103.3
ROCKETS	4	960	143-338	.423	38-103	.369	68-90	.756	43	121	164	81	91-0	25	61	30	392	98.0



## Detroit Pistons

6 Championship Drive  
Auburn Hills, MI 48326  
(248) 377-0100



Lawrence Frank

### Directory

**Principal Owner** ..... Tom Gores  
**President/CEO, Palace Sports & Entertainment** ... Dennis Mannion  
**President, Basketball Operations** ..... Joe Dumars  
**Head Coach** ..... Lawrence Frank  
**Assistant Coaches** ..... Brian Hill, John Loyer, Roy Rogers,  
Dee Brown, Charles Klask, Bill Pope  
**Head Athletic Trainer** ..... Mike Abdenour  
**Vice President, Public Relations** ..... Kevin Grigg

### General Information

**2011-2012 Record** ..... 25-41, 4th Central  
**Home Arena** ..... The Palace of Auburn Hills (22,076)  
**Team Colors** ..... Red, White, Blue  
**Radio** ..... WXYT 97.1 FM, WWJ 950 AM  
George Blaha, Mark Champion, Rick Mahorn  
**Television** ..... FOX Sports Detroit  
George Blaha, Greg Kelsner

### 2012-2013 Schedule vs. Rockets

Wed., Oct. 31 @ The Palace of Auburn Hill, 6:30 p.m.  
Sat., Nov. 10 @ Toyota Center, 7:00 p.m.

### All-Time Series Record

**Regular Season:** 60-66

**Home:** 44-17 Toyota Center: 7-2  
**Road:** 15-45 The Palace of Auburn Hills: 5-17  
**Neutral:** 1-4  
**Playoffs:** Never Met  
**Home:** 0-0 Toyota Center: 0-0  
**Road:** 0-0 The Palace of Auburn Hills: 0-0

### 2011-2012 Results (Rockets 1-0)

Jan. 17 @ Toyota Center, Rockets 97-80

### Series Information

**Current Streak:** Rockets, Won 3  
**Current Home Streak:** Won 6  
**Current Road Streak:** Won 1  
**Longest Winning Streak:** 5 (2x: last Jan. 21, 1993-Feb. 23, 1995)  
**Longest Losing Streak:** 6 (Jan. 7, 2004-Nov. 18, 2006)  
**Biggest Winning Margin:** 20 (3x: last Jan. 27, 1986)  
**Biggest Losing Margin:** 28 (105-77; Dec. 9, 2001)  
**Most Points Scored:** 132 (2x: last Mar. 19, 1970)  
**Most Points Allowed:** 140 (Mar. 6, 1968)  
**Fewest Points Scored:** 66 (Jan. 7, 2004)  
**Fewest Points Allowed:** 77 (Dec. 12, 2007)

### 2011-2012 Rockets vs. Pistons

PLAYER	G-GS	MIN	FIELD GOALS		3-POINT FG		FT-FTA	PCT	REBOUNDS			AST	PF-DQ	STL	TO	BLK	PTS	AVG
			FG-FGA	PCT	FG-FGA	PCT			OFF	DEF	TOT							
Dalembert	1-1	34	7-12	.583	0-0	---	0-0	---	6	6	12	0	4-0	0	2	0	14	14.0
Scola	1-1	27	5-12	.417	0-1	.000	4-6	.667	3	2	5	0	3-0	1	5	0	14	14.0
Lowry	1-1	30	5-11	.455	3-7	.429	0-0	---	2	3	5	0	0-0	3	5	0	13	13.0
Patterson	1-0	24	5-7	.714	0-0	---	2-2	1,000	3	1	4	0	1-0	0	1	0	12	12.0
Dragic	1-0	18	5-9	.556	1-2	.500	0-0	---	0	0	0	5	4-0	1	3	0	11	11.0
Martin	1-1	28	4-12	.333	1-4	.250	2-2	1,000	0	2	2	1	1-0	2	1	0	11	11.0
Budinger	1-0	21	3-6	.500	1-2	.500	0-0	---	1	5	6	0	0-0	0	2	0	7	7.0
Parsons	1-1	31	3-7	.429	1-1	1,000	0-0	---	2	5	7	4	1-0	2	0	0	7	7.0
Lee	1-0	16	2-4	.500	1-2	.500	1-2	.500	0	1	1	0	2-0	2	1	0	6	6.0
Adrien	1-0	3	1-1	1,000	0-0	---	0-0	---	0	0	0	0	2-0	0	0	0	2	2.0
Camby (TOT)	1-1	26	1-2	.500	0-0	---	0-0	---	2	4	6	1	5-0	0	0	1	2	2.0
Hill	1-0	8	0-0	---	0-0	---	0-0	---	0	0	0	1	0-0	0	0	1	0	0.0
ROCKETS	1	240	40-81	.494	8-19	.421	9-12	.750	17	25	42	16	18-0	11	21	1	97	97.0
PISTONS	1	240	34-83	.410	4-13	.308	8-9	.889	14	21	35	17	16-0	10	20	7	80	80.0

### 2011-2012 Pistons vs. Rockets

PLAYER	G-GS	MIN	FIELD GOALS		3-POINT FG			REBOUNDS					PF-DQ	STL	TO	BLK	PTS	AVG
			FG-FGA	PCT	FG-FGA	PCT	FT-FTA	PCT	OFF	DEF	TOT	AST						
Prince	1-1	36	10-22	.455	0-2	.000	0-0	---	0	3	3	0	1-0	2	3	0	20	20.0
Gordon	1-0	40	7-15	.467	1-3	.333	3-3	1,000	0	2	2	2	2-0	3	2	2	18	18.0
Stuckey	1-0	21	6-11	.545	2-4	.500	2-2	1,000	1	2	3	3	1-0	0	1	0	16	16.0
Knight	1-1	36	7-16	.438	1-2	.500	0-0	---	0	3	3	4	5-0	3	6	0	15	15.0
Jerabko	1-0	29	2-8	.250	0-2	.000	3-4	.750	3	3	6	1	3-0	1	2	1	7	7.0
Monroe	1-1	37	2-9	.222	0-0	---	0-0	---	6	5	11	6	3-0	1	4	1	4	4.0
Macklin	1-0	1	0-0	---	0-0	---	0-0	---	0	0	0	0	0-0	0	0	0	0	0.0
Maxiell	1-0	10	0-0	---	0-0	---	0-0	---	0	1	1	0	1-0	0	0	0	0	0.0
Wallace	1-1	19	0-1	.000	0-0	---	0-0	---	2	2	4	0	0-0	0	0	3	0	0.0
Wilkins	1-0	12	0-1	.000	0-0	---	0-0	---	2	0	2	1	0-0	0	0	0	0	0.0
PISTONS	1	240	34-83	.410	4-13	.308	8-9	.889	14	21	35	17	16-0	10	20	7	80	80.0
ROCKETS	1	240	40-81	.494	8-19	.421	9-12	.750	17	25	42	16	18-0	11	21	1	97	97.0



# Golden State Warriors

1011 Broadway  
Oakland, CA 94607  
(510) 986-2200



Mark Jackson

## Directory

**Co-Executive Chairman & CEO** ..... Joe Lacob  
**Co-Executive Chairman** ..... Peter Guber  
**General Manager** ..... Bob Myers  
**Head Coach** ..... Mark Jackson  
**Assistant Coaches** ..... Michael Malone, Pete Myers, Darren Erman,  
 Bob Beyer, Jerry DeGregorio, Kris Weems  
**Head Athletic Trainer** ..... Chad Bergman  
**Vice President, Communications** ..... Raymond Ridder

## General Information

**2011-2012 Record** ..... 23-43, 4th Pacific  
**Home Arena** ..... ORACLE Arena (19,596)  
**Team Colors** ..... Warriors Royal Blue,  
 California Golden Yellow  
**Radio** ..... KNBR 680/1050 AM  
 Tim Roye  
**Television** ..... Comcast SportsNet Bay Area  
 Bob Fitzgerald, Jim Barnett

## 2011-2012 Schedule vs. Rockets

Tue., Feb. 5 @ Toyota Center, 7:00 p.m.  
 Tue., Feb. 12 @ ORACLE Arena, 9:30 p.m.  
 Fri., Mar. 8 @ ORACLE Arena, 9:30 p.m.  
 Sun., Mar. 17 @ Toyota Center, 6:00 p.m.

## All-Time Series Record

**Regular Season:** 113-79

Home: 60-35 Toyota Center: 13-3  
 Road: 50-41 ORACLE Arena: 21-7  
 Neutral: 3-3

**Playoffs:** Never Met

Home: 0-0 Toyota Center: 0-0  
 Road: 0-0 ORACLE Arena: 0-0

## 2011-2012 Results (Rockets 2-1)

Feb. 12 @ ORACLE Arena, Warriors 106-97  
 Mar. 22 @ Toyota Center, Rockets 109-83  
 Apr. 21 @ Toyota Center, Rockets 99-96

## Series Information

**Current Streak:** Rockets, Won 2  
**Current Home Streak:** Won 8  
**Current Road Streak:** Lost 1  
**Longest Winning Streak:** 11 (Mar. 8, 1993-Nov. 3, 1995)  
**Longest Losing Streak:** 8 (Dec. 5, 1972-Nov. 26, 1974)  
**Biggest Winning Margin:** 41 (133-92; Nov. 14, 1979)  
**Biggest Losing Margin:** 30 (125-95; Dec. 23, 1968)  
**Most Points Scored:** 144 (Mar. 25, 1989)  
**Most Points Allowed:** 142 (Nov. 19, 1967)  
**Fewest Points Scored:** 84 (2x: last Mar. 19, 2004)  
**Fewest Points Allowed:** 65 (Jan. 5, 2004)

## 2011-2012 Rockets vs. Warriors

PLAYER	G-GS	MIN	FIELD GOALS		3-POINT FG		FT-FTA	PCT	REBOUNDS			AST	PF-DQ	STL	TO	BLK	PTS	AVG
			FG-FGA	PCT	FG-FGA	PCT			OFF	DEF	TOT							
Martin	1-1	35	7-16	.438	5-11	.455	9-10	.900	1	5	6	2	3-0	1	4	1	28	28.0
Scola	3-3	86	17-29	.586	0-0	---	11-13	.846	3	17	20	11	11-0	3	9	0	45	15.0
Parsons	3-3	83	15-32	.469	6-12	.500	3-4	.750	7	10	17	5	5-0	2	3	0	39	13.0
Lee	3-2	99	14-34	.412	7-17	.412	3-4	.750	2	8	10	5	5-0	4	5	0	38	12.7
Fortson (HOU)	1-0	19	4-11	.364	1-5	.200	3-4	.750	0	2	2	0	1-0	1	1	0	12	12.0
Dragic	3-2	84	13-28	.464	4-10	.400	5-6	.833	3	3	6	18	6-0	6	9	0	35	11.7
Dalbembert	3-2	61	9-13	.692	0-0	---	11-16	.688	10	15	25	3	3-0	2	7	29	9.7	
Patterson	3-0	72	11-25	.440	0-0	---	5-6	.833	9	8	17	3	5-0	1	5	1	27	9.0
Morris	2-0	16	6-10	.600	0-0	1.000	2-2	1.000	0	0	0	1	2-0	0	1	0	14	7.0
Budinger	3-0	74	7-22	.318	3-8	.375	1-2	.500	1	9	10	1	3-0	0	3	1	18	6.0
Camby (TOT)	4-3	96	11-24	.458	0-0	---	2-4	.500	15	29	44	10	8-0	4	2	5	24	6.0
Camby (HOU)	2-1	42	4-10	.400	0-0	---	0-0	---	5	12	17	6	5-0	3	1	5	8	4.0
Lowry	2-1	42	3-13	.231	1-8	.125	3-6	.500	1	2	3	12	1-0	5	3	0	10	5.0
Hill	1-0	8	1-1	1.000	0-0	---	0-2	.000	0	2	2	0	2-0	0	1	0	2	2.0
ROCKETS	3	720	111-244	.455	27-72	.375	56-75	.747	42	93	135	67	52-0	28	47	15	305	101.7
WARRIORS	3	720	110-234	.470	24-56	.429	41-50	.820	22	81	103	62	55-0	19	50	15	285	95.0

## 2011-2012 Warriors vs. Rockets

PLAYER	G-GS	MIN	FIELD GOALS		3-POINT FG		FT-FTA	PCT	REBOUNDS			AST	PF-DQ	STL	TO	BLK	PTS	AVG
			FG-GA	PCT	FG-GA	PCT			OFF	DEF	TOT							
Ellis	1-1	41	13-24	.542	1-3	.333	6-9	.667	1	4	5	7	2-0	2	2	1	33	33.0
Thompson	3-2	93	18-40	.450	6-13	.462	6-6	1.000	0	9	9	9	7-0	2	5	1	48	16.0
Curry	1-1	34	5-14	.357	3-6	.500	1-1	1.000	0	0	0	5	4-0	2	2	0	14	14.0
Lee	2-2	76	13-26	.500	0-0	---	1-1	1.000	5	13	18	7	4-0	0	9	1	27	13.5
Rush	3-0	81	15-26	.577	6-13	.462	2-3	.667	1	12	13	3	3-0	1	4	4	38	12.7
Jenkins	2-1	60	7-19	.368	0-2	.000	6-6	1.000	0	7	7	14	2-0	2	6	0	20	10.0
Jefferson (TOT)	6-5	177	20-38	.545	8-25	.320	2-4	.500	5	15	20	8	12-0	4	5	4	50	8.3
Jefferson (GS)	2-1	67	10-22	.455	2-8	.250	1-1	1.000	2	7	9	2	6-0	1	3	2	23	11.5
Moore	1-0	18	2-2	1.000	0-0	---	4-4	1.000	2	1	3	1	4-0	0	2	0	8	8.0
Doore	2-2	37	6-10	.600	4-5	.800	0-0	---	0	3	3	2	1-0	0	2	0	16	8.0
McGuire	2-0	53	6-13	.462	0-0	---	3-4	.750	5	5	10	6	5-0	4	4	1	15	7.5
Robinson	2-1	42	4-15	.267	2-6	.333	4-4	1.000	1	1	2	5	5-0	3	2	0	14	7.0
Udoh	1-0	32	2-5	.400	0-0	---	3-5	.600	0	6	6	0	3-0	1	2	1	7	7.0
C. Wright	2-0	11	3-6	.500	0-0	---	2-2	1.000	1	0	1	1	3-0	0	0	1	8	4.0
Tyler	3-2	44	5-10	.500	0-0	---	0-0	---	2	10	12	0	2-0	0	4	1	10	3.3
Boquist (TOT)	1-1	9	1-4	.250	0-0	---	1-2	.500	1	3	4	0	1-0	0	0	3	3	3.0
Ford (TOT)	1-0	7	1-1	1.000	0-0	---	0-0	---	0	0	0	0	2-0	0	1	0	2	2.0
Gladness (GS)	2-1	22	1-3	.333	0-0	---	2-4	.500	1	2	3	0	0-0	0	1	2	4	2.0
Biedrins	1-1	11	0-0	---	0-0	---	0-0	---	1	1	2	0	4-0	1	0	0	0	0.0
<b>WARRIORS</b>	<b>3</b>	<b>720</b>	<b>110-234</b>	<b>.470</b>	<b>24-56</b>	<b>.429</b>	<b>41-50</b>	<b>.820</b>	<b>22</b>	<b>81</b>	<b>103</b>	<b>62</b>	<b>55-0</b>	<b>19</b>	<b>50</b>	<b>15</b>	<b>285</b>	<b>95.0</b>
<b>ROCKETS</b>	<b>3</b>	<b>720</b>	<b>111-244</b>	<b>.455</b>	<b>27-72</b>	<b>.375</b>	<b>56-75</b>	<b>.747</b>	<b>42</b>	<b>93</b>	<b>135</b>	<b>67</b>	<b>52-0</b>	<b>28</b>	<b>47</b>	<b>15</b>	<b>305</b>	<b>101.7</b>



## Indiana Pacers

125 S. Pennsylvania Street  
Indianapolis, IN 46204  
(317) 917-2500



Frank Vogel

### Directory

**Owner, Chairman & CEO** ..... Herbert Simon  
**President, Basketball Operations** ..... Donnie Walsh  
**Head Coach** ..... Frank Vogel  
**Associate Head Coach** ..... Brian Shaw  
**Assistant Coaches** ..... Jim Boylen, Dan Burke  
**Scout/Assistant Coach** ..... Jimmy Powell  
**Head Athletic Trainer** ..... Josh Corbell  
**Director, Media Relations** ..... David Benner

### General Information

**2011-2012 Record** ..... 42-24, 2nd Central  
**Home Arena** ..... Bankers Life Fieldhouse (18,165)  
**Team Colors** ..... Navy Blue, Gold  
**Radio** ..... 1070 The Fan  
Mark Boyle, Bob Leonard, Kevin Lee  
**Television** ..... FOX Sports Indiana  
Chris Denari, Quinn Buckner, Austin Croshere,  
Brooke Olzendamp

### 2012-2013 Schedule vs. Rockets

Fri., Jan. 18 @ Bankers Life Fieldhouse, 6:00 p.m.  
Wed., Mar. 27 @ Toyota Center, 7:00 p.m.

### All-Time Series Record

**Regular Season:** 48-31

Home: 28-12 Toyota Center: 4-5  
Road: 20-19 Bankers Life Fieldhouse: 5-7  
Neutral: 0-0  
**Playoffs:** Never Met  
Home: 0-0 Toyota Center: 0-0  
Road: 0-0 Bankers Life Fieldhouse: 0-0

### 2011-2012 Results (Pacers 1-0)

Apr. 1 @ Toyota Center, Pacers 104-102 (OT)

### Series Information

**Current Streak:** Pacers, Won 1  
**Current Home Streak:** Lost 1  
**Current Road Streak:** Won 1  
**Longest Winning Streak:** 9 (Mar. 8, 1985-Apr. 11, 1989)  
**Longest Losing Streak:** 4 (2x: last Nov. 26, 2008-Apr. 4, 2010)  
**Biggest Winning Margin:** 30 (132-102; Jan. 16, 1988)  
**Biggest Losing Margin:** 31 (133-102; Apr. 4, 2010)  
**Most Points Scored:** 134 (Mar. 23, 1979)  
**Most Points Allowed:** 141 (2x: last Nov. 29, 1991)  
**Fewest Points Scored:** 71 (Dec. 23, 2003)  
**Fewest Points Allowed:** 74 (Jan. 23, 2004)

### 2011-2012 Rockets vs. Pacers

PLAYER	G-GS	MIN	FIELD GOALS		3-POINT FG		FT-FTA	PCT	REBOUNDS				PF-DQ	STL	TO	BLK	PTS	AVG
			FG-GA	PCT	FG-GA	PCT			OFF	DEF	TOT	AST						
Dragic	1-1	39	8-14	571	3-6	.500	3-4	.750	4	2	6	6	6-1	0	1	0	22	22.0
Lee	1-1	43	9-17	529	2-5	.400	0-0	---	1	2	3	4	3-0	2	3	1	20	20.0
Parsons	1-1	37	6-12	500	2-4	.500	0-0	---	2	1	3	2	3-0	1	2	0	14	14.0
Scola	1-1	28	6-16	375	0-0	---	1-2	.500	1	4	5	2	3-0	0	0	0	13	13.0
Patterson	1-0	29	4-12	333	0-0	---	0-0	---	3	2	5	1	1-0	1	2	1	8	8.0
Budinger	1-0	22	2-7	286	1-4	.250	1-2	.500	0	4	4	3	3-0	0	0	0	6	6.0
Bojkins	1-0	14	2-8	250	1-2	.500	0-0	---	0	1	1	4	0-0	0	0	0	5	5.0
Camby (TOT)	2-2	42	5-8	625	0-0	---	0-4	.000	6	7	13	1	4-0	4	0	5	10	5.0
Camby (HOU)	1-1	37	5-8	625	0-0	---	0-2	.000	4	5	9	1	4-0	4	0	4	10	10.0
Dalembert	1-0	12	2-6	333	0-0	---	0-0	---	2	4	6	1	0-0	0	0	1	4	4.0
Morris	1-0	4	0-1	.000	0-0	---	0-0	---	1	1	2	1	0-0	0	0	0	0	0.0
ROCKETS	1	265	44-101	436	9-21	.429	5-10	.500	18	26	44	25	23-1	8	9	7	102	102.0
PACERS	1	265	37-83	446	6-15	.400	24-28	.857	14	40	54	23	16-0	4	17	10	104	104.0

### 2011-2012 Pacers vs. Rockets

PLAYER	G-GS	MIN	FIELD GOALS		3-POINT FG		FT-FTA	PCT	REBOUNDS				PF-DQ	STL	TO	BLK	PTS	AVG
			FG-GA	PCT	FG-GA	PCT			OFF	DEF	TOT	AST						
Granger	1-1	38	11-20	550	6-8	.750	4-4	1.000	0	7	7	3	3-0	0	2	2	32	32.0
Hibbert	1-1	35	6-14	429	0-0	---	3-3	1.000	5	4	9	1	3-0	1	1	5	15	15.0
Barbosa (TOT)	3-0	73	15-30	500	2-7	.286	4-4	1.000	0	8	8	7	9-0	3	4	0	36	12.0
Barbosa (IND)	1-0	21	4-8	500	0-1	.000	2-2	1.000	0	1	1	3	0-0	1	1	0	10	10.0
West	1-1	36	5-12	417	0-0	---	2-2	1.000	2	4	6	4	4-0	0	2	0	12	12.0
Collison	1-1	36	4-8	500	0-1	.000	3-6	.500	0	5	5	7	1-0	1	2	1	11	11.0
George	1-1	30	3-7	429	0-3	.000	3-3	1.000	2	5	7	3	2-0	0	3	0	9	9.0
Hansbrough	1-0	21	1-7	143	0-0	---	7-8	.875	2	8	10	0	1-0	0	0	0	9	9.0
Amundson	1-0	13	2-3	667	0-0	---	0-0	---	2	1	3	0	0-0	0	1	2	4	4.0
Hill	1-0	19	1-2	500	0-0	---	0-0	---	0	4	4	1	1-0	0	2	0	2	2.0
Jones	1-0	15	0-2	.000	0-2	.000	0-0	---	1	1	2	1	1-0	1	1	0	0	0.0
PACERS	1	265	37-83	446	6-15	.400	24-28	.857	14	40	54	23	16-0	4	17	10	104	104.0
ROCKETS	1	265	44-101	436	9-21	.429	5-10	.500	18	26	44	25	23-1	8	9	7	102	102.0



## Los Angeles Clippers

**Los Angeles Clippers Training Center**  
6951 South Centinela Avenue  
Playa Vista, CA 90094  
(310) 862-6000



**Vinny Del Negro**

### Directory

**Chairman of the Board, Owner & NBA Governor** .... Donald T. Sterling  
**President & NBA Governor** ..... Andy Roeser  
**Vice President, Basketball Operations** ..... Gary Sacks  
**Head Coach** ..... Vinny Del Negro  
**Assistant Coaches** ..... Marc Iavaroni, Bob Ociepka,  
Robert Pack  
**Head Athletic Trainer** ..... Jason Powell  
**Vice President, Communications** ..... Joe Safety

### General Information

**2011-2012 Record** ..... 40-26, 2nd Pacific  
**Home Arena** ..... STAPLES Center (19,060)  
**Team Colors** ..... Red, White, Blue  
**Radio** ..... KFWB 980 AM, ESPN Deportes 1330 AM  
Brian Sieman, Celso Gaspar  
**Television** ..... Prime Ticket  
Ralph Lawler, Michael Smith

### 2012-2013 Schedule vs. Rockets

Tue., Jan. 15 @ Toyota Center, 7:00 p.m.  
Wed., Feb. 13 @ STAPLES Center, 9:30 p.m.  
Sat., Mar. 30 @ Toyota Center, 7:00 p.m.

### All-Time Series Record

**Regular Season:** 111-63

Home: 62-21 Toyota Center: 12-4  
Road: 45-41 STAPLES Center: 14-10  
Neutral: 4-1

**Playoffs:** 3-2 (1993 - winning the series)

Home: 2-1 Toyota Center: 0-0  
Road: 1-1 STAPLES Center: 0-0

### 2011-2012 Results (Clippers 3-0)

Jan. 4 @ STAPLES Center, Clippers 117-89  
Mar. 4 @ Toyota Center, Clippers 105-103 (OT)  
Mar. 17 @ STAPLES Center, Clippers 95-91

### Series Information

**Current Streak:** Clippers, Won 3  
**Current Home Streak:** Lost 1  
**Current Road Streak:** Lost 3  
**Longest Winning Streak:** 9 (2x: last Mar. 12, 2003-Apr. 18, 2005)  
**Longest Losing Streak:** 4 (Mar. 22-Dec. 17, 1975)  
**Biggest Winning Margin:** 32 (148-116; Mar. 15, 1986)  
**Biggest Losing Margin:** 31 (128-97; Dec. 21, 1983)  
**Most Points Scored:** 148 (Mar. 15, 1986)  
**Most Points Allowed:** 138 (Mar. 7, 1979)  
**Fewest Points Scored:** 74 (Nov. 4, 2000)  
**Fewest Points Allowed:** 71 (Nov. 26, 2007)

### 2011-2012 Rockets vs. Clippers

PLAYER	G-GS	MIN	FIELD GOALS		3-POINT FG		FT-FTA	PCT	REBOUNDS			AST	PF-DQ	STL	TO	BLK	PTS	AVG
			FG-GA	PCT	FG-GA	PCT			OFF	DEF	TOT							
Martin	2-2	68	11-31	.355	3-10	.300	14-14	1.000	0	4	4	10	2-0	1	4	0	39	19.5
Lee	2-1	69	14-20	.700	7-12	.583	3-3	1.000	0	5	5	4	7-0	0	1	0	38	19.0
Lowry	2-2	68	10-19	.526	5-7	.714	6-8	.750	0	7	7	7	7-0	1	6	0	31	15.5
Scola	3-3	100	16-37	.432	0-0	---	6-10	.600	5	21	26	7	9-0	3	7	0	38	12.7
Budinger	2-2	66	10-20	.500	3-9	.333	1-1	1.000	2	5	7	1	4-0	2	3	0	24	12.0
Parsons	2-1	45	10-14	.714	2-4	.500	0-1	.000	3	6	9	3	5-0	1	4	0	22	11.0
Dalembert	3-2	75	14-22	.636	0-0	---	1-2	.500	9	14	23	1	12-0	1	3	4	29	9.7
Dragic	3-1	71	8-19	.421	1-5	.200	3-3	1.000	1	3	4	16	5-0	4	7	0	20	6.7
Patterson	3-0	70	8-21	.381	0-0	---	4-4	1.000	1	9	10	5	7-0	2	2	0	20	6.7
Williams	2-0	42	4-18	.222	2-7	.286	3-5	.600	0	5	5	3	4-0	1	4	0	13	6.5
Morris	1-0	16	1-3	.333	0-2	.000	2-2	1.000	0	1	1	0	1-0	0	0	0	4	4.0
Adrien	1-0	14	1-5	.200	0-0	---	1-2	.500	2	0	2	0	2-0	0	0	0	3	3.0
Flynn	1-0	12	0-3	.000	0-0	---	1-2	.500	0	2	2	2	0-0	1	2	0	1	1.0
Hill	1-1	12	0-1	.000	0-0	---	1-2	.500	0	2	2	0	3-0	1	1	0	1	1.0
Fortson (HOU)	1-0	1	0-0	---	0-0	---	0-0	---	0	0	0	0	0-0	0	2	0	0	0.0
Smith	2-0	11	0-1	.000	0-0	---	0-0	---	1	2	3	0	3-0	1	1	0	0	0.0
Thabeet	1-0	7	0-0	---	0-0	---	0-0	---	0	1	1	0	2-0	0	0	0	0	0.0
ROCKETS	3	745	107-234	.457	23-56	.411	46-59	.780	24	87	111	59	73-0	19	48	4	283	94.3
CLIPPERS	3	745	122-254	.480	18-53	.340	55-76	.724	36	91	127	65	55-1	27	35	9	317	105.7

### 2011-2012 Clippers vs. Rockets

PLAYER	G-GS	MIN	FIELD GOALS		3-POINT FG		FT-FTA	PCT	REBOUNDS			AST	PF-DQ	STL	TO	BLK	PTS	AVG
			FG-GA	PCT	FG-GA	PCT			OFF	DEF	TOT							
Paul	3-3	109	26-52	.500	3-10	.300	16-18	.889	3	6	9	25	6-0	9	6	1	71	23.7
Griffin	3-3	101	22-42	.524	0-0	---	10-18	.556	8	20	28	10	9-1	6	6	2	54	18.0
Foye	3-2	79	18-32	.563	5-11	.455	5-6	.833	2	5	7	8	9-0	2	4	1	46	15.3
Billups	1-1	23	3-5	.600	1-2	.500	6-6	1.000	0	1	1	4	1-0	0	0	1	13	13.0
Butler	3-3	97	13-37	.351	4-13	.308	6-6	1.000	1	6	7	1	1-0	1	0	0	36	12.0
Williams	3-0	84	13-27	.481	2-7	.286	4-4	1.000	0	6	6	12	6-0	3	5	0	32	10.7
Martin	2-0	47	8-17	.471	1-2	.500	0-2	.000	4	8	12	1	7-0	2	1	1	17	8.5
Thompson	1-0	14	4-9	.444	0-2	.000	0-0	---	1	2	3	2	1-0	0	1	0	8	8.0
Jordan	3-3	84	8-12	.667	0-0	---	5-8	.625	10	20	30	0	8-0	2	2	2	21	7.0
Gomes	1-0	22	3-6	.500	0-0	---	0-0	---	1	3	4	0	2-0	2	0	0	6	6.0
Leslie	1-0	5	1-1	1.000	0-0	---	2-4	.500	0	0	0	0	0-0	1	0	0	4	4.0
Cook	1-0	14	1-6	.167	1-3	.333	0-0	---	0	1	1	0	3-0	0	1	1	3	3.0
Simmons	2-0	25	1-4	.250	1-3	.333	0-0	---	2	2	4	0	1-0	0	0	0	3	1.5
Bledsoe	---	---	---	---	---	---	---	---	0	1	1	2	0-0	0	2	0	2	1.0
Evans	---	---	---	---	---	---	---	---	0	1	1	0	1-0	0	3	0	1	0.5
Jones	1-0	5	0-1	.000	0-0	---	0-0	---	0	1	1	0	0-0	1	0	0	0	0.0
CLIPPERS	3	745	122-254	.480	18-53	.340	55-76	.724	36	91	127	65	55-1	27	35	9	317	105.7
ROCKETS	3	745	107-234	.457	23-56	.411	46-59	.780	24	87	111	59	73-0	19	48	4	283	94.3



# Los Angeles Lakers

555 N. Nash Street  
El Segundo, CA 90245  
(310) 426-6000



Mike Brown

## Directory

**Owner, President, Governor & Director** ..... Dr. Jerry H. Buss  
**General Manager** ..... Mitch Kupchak  
**Head Coach** ..... Mike Brown  
**Assistant Coaches** ..... Bernie Bickerstaff, Steve Clifford,  
Eddie Jordan, Darvin Ham,  
Chuck Person  
**Head Athletic Trainer** ..... Gary Vitti  
**Vice President, Public Relations** ..... John Black

## General Information

**2011-2012 Record** ..... 41-25, 1st Pacific  
**Home Arena** ..... STAPLES Center (18,997)  
**Team Colors** ..... Purple, Gold  
**Radio** ..... ESPN Radio 710 AM, ESPN Deportes 1330 AM  
John Ireland, Mychal Thompson,  
Fernando Gonzalez, Pepe Mantilla  
**Television** ..... Time Warner Cable SportsNet & Deportes  
Bill Macdonald, Stu Lantz, Adrian Garcia Marquez, Francisco Pinto

## 2011-2012 Schedule vs. Rockets

Sun., Nov. 18 @ STAPLES Center, 8:30 p.m.  
Tue., Dec. 4 @ Toyota Center, 7:00 p.m.  
Tue., Jan. 8 @ Toyota Center, 7:00 p.m.  
Wed., Apr. 17 @ STAPLES Center, 9:30 p.m.

## All-Time Series Record

**Regular Season:** 64-130  
Home: 37-57 Toyota Center: 6-9  
Road: 26-72 STAPLES Center: 9-16  
Neutral: 1-1  
**Playoffs:** 15-20 (1981, 1986, 1990, 1991, 1996, 1999,  
2004, 2009 - winning three series)  
Home: 9-6 Toyota Center: 3-2  
Road: 6-14 STAPLES Center: 1-6

## 2011-2012 Results (Rockets 2-1)

Jan. 3 @ STAPLES Center, Lakers 108-99  
Mar. 20 @ Toyota Center, Rockets 107-104  
Apr. 6 @ STAPLES Center, Rockets 112-107

## Series Information

**Current Streak:** Rockets, Won 2  
**Current Home Streak:** Won 2  
**Current Road Streak:** Won 1  
**Longest Winning Streak:** 6 (Jan. 18, 1993-Mar. 24, 1994)  
**Longest Losing Streak:** 15 (Dec. 31, 1967-Dec. 5, 1970)  
**Biggest Winning Margin:** 32 (136-104; Dec. 27, 1972)  
**Biggest Losing Margin:** 36 (152-116; Oct. 27, 1968)  
**Most Points Scored:** 136 (Dec. 27, 1972)  
**Most Points Allowed:** 152 (Oct. 27, 1968)  
**Fewest Points Scored:** 74 (Nov. 15, 1991)  
**Fewest Points Allowed:** 74 (2x: last Dec. 18, 2005)

## 2011-2012 Rockets vs. Lakers

PLAYER	G-GS	MIN	FIELD GOALS		3-POINT FG		FT-FTA	PCT	REBOUNDS			PF-DQ	STL	TO	BLK	PTS	AVG	
			FG-FGA	PCT	FG-FGA	PCT			OFF	DEF	TOT							
Scola	3-3	102	29-48	.604	0-0	---	10-11	.909	4	8	12	5	11-0	4	3	0	68	22.7
Lowry	1-1	39	8-19	.421	4-9	.444	2-2	1.000	4	6	10	9	3-0	2	0	22	22.0	
Dragic	3-2	91	19-37	.514	6-13	.462	7-8	.875	4	8	12	27	8-0	5	10	0	51	17.0
Lee	3-2	91	14-33	.424	6-13	.462	8-10	.800	4	9	13	10	10-0	3	7	0	42	14.0
Martin	1-1	40	5-17	.294	1-8	.125	1-1	1.000	0	3	3	6	4-0	1	1	0	12	12.0
Budinger	3-1	73	9-24	.375	6-13	.462	6-7	.857	0	7	7	6	5-0	2	4	0	30	10.0
Dalembert	3-1	62	13-22	.591	0-0	---	1-1	1.000	5	10	15	0	9-0	3	5	3	27	9.0
Parsons	3-2	75	9-21	.429	6-10	.600	2-2	1.000	3	8	11	5	8-0	2	5	1	26	8.7
Patterson	3-0	58	7-23	.304	0-0	---	2-4	.500	4	4	8	0	1-0	1	2	1	16	5.3
Camby (TOT)	4-3	89	7-16	.438	1-1	1.000	6-9	.667	9	24	33	7	10-0	0	1	5	21	5.3
Camby (HOU)	2-1	41	5-10	.500	1-1	1.000	5-8	.625	5	10	15	2	6-0	0	0	3	16	8.0
Boykins	1-0	10	1-3	.333	0-0	---	0-1	.000	0	1	1	1	0-0	0	0	0	2	2.0
Fortson (HOU)	1-0	7	1-1	1.000	0-0	---	0-0	---	1	0	1	2	0-0	1	0	0	2	2.0
Hill	1-1	19	1-4	.250	0-0	---	0-0	---	1	3	4	2	2-0	0	0	0	2	2.0
Williams	1-0	12	1-2	.500	0-1	.000	0-1	.000	0	1	1	0	0-0	2	0	0	2	2.0
ROCKETS	3	720	122-264	.462	30-68	.441	44-56	.786	35	78	113	75	67-0	26	41	8	318	106.0
LAKERS	3	720	119-245	.486	14-41	.341	67-79	.848	32	100	132	66	52-0	15	45	14	319	106.3

## 2011-2012 Lakers vs. Rockets

PLAYER	G-GS	MIN	FIELD GOALS		3-POINT FG		FT-FTA	PCT	REBOUNDS			PF-DQ	STL	TO	BLK	PTS	AVG	
			FG-FGA	PCT	FG-FGA	PCT			OFF	DEF	TOT							
Bryant	3-3	109	32-76	.421	5-18	.278	25-27	.926	3	10	13	10	3-0	1	4	1	94	31.3
Bynum	3-3	92	21-37	.568	0-0	---	14-17	.824	12	24	36	0	4-0	0	13	7	56	18.7
Gasol	3-3	109	22-36	.611	0-0	---	5-6	.833	4	18	22	8	9-0	1	5	1	49	16.3
Sessions (TOT)	3-1	78	13-27	.481	2-4	.500	11-15	.733	1	11	12	18	4-0	2	5	0	39	13.0
Sessions (LAL)	2-1	57	9-19	.474	0-2	.000	6-10	.600	1	7	8	11	2-0	2	4	0	24	12.0
World Peace	3-2	91	13-26	.500	2-9	.222	6-6	1.000	1	4	5	13	9-0	4	3	0	34	11.3
Barnes	3-1	77	5-17	.294	3-6	.500	6-7	.857	5	18	23	8	7-0	2	6	1	19	6.3
Fisher	1-1	21	2-4	.500	0-0	---	2-2	1.000	0	3	3	7	3-0	0	2	0	6	6.0
Blake	3-1	65	6-13	.462	2-3	.667	1-2	.500	0	4	4	9	7-0	3	4	0	15	5.0
McRoberts	2-0	42	3-7	.429	0-0	---	2-2	1.000	3	5	8	0	2-0	1	1	3	8	4.0
Murphy	3-0	40	5-7	.714	2-3	.667	0-0	---	2	6	8	0	5-0	1	0	1	12	4.0
Kapono	1-0	15	1-2	.500	0-0	---	0-0	---	0	0	0	0	1-0	0	2	0	2	2.0
Hill (LAL)	1-0	1	0-1	.000	0-0	---	0-0	---	1	1	2	0	0-0	0	0	0	0	0.0
LAKERS	3	720	119-245	.486	14-41	.341	67-79	.848	32	100	132	66	52-0	15	45	14	319	106.3
ROCKETS	3	720	122-264	.462	30-68	.441	44-56	.786	35	78	113	75	67-0	26	41	8	318	106.0



## Memphis Grizzlies

191 Beale Street  
Memphis, TN 38103  
(901) 205-1234



Lionel Hollins

### Directory

**Majority Owner** ..... Michael Heasley  
**GM/Vice President, Basketball Operations** ..... Chris Wallace  
**Assistant GM** ..... Kenny Williamson  
**Head Coach** ..... Lionel Hollins  
**Assistant Coaches** ..... David Joergel, Henry Bibby, Bob Thornton, Barry Hecker, Lloyd Pierce  
**Head Athletic Trainer** ..... Drew Graham  
**Director, Communications** ..... Jason Wallace

### General Information

**2011-2012 Record** ..... 41-25, 2nd Southwest  
**Home Arena** ..... FedExForum (18,119)  
**Team Colors** ..... Memphis Midnight, Beale Street Blue, Smoke Blue, Grizzlies Gold  
**Radio** ..... WMFS 92.9 FM/680 AM  
Eric Hasseltine, Hank McDowell, Elliot Perry  
**Television** ..... FOX Sports Tennessee/SportSouth  
Pete Pranica, Sean Tuohy, Brevin Knight, Rob Fischer

### 2012-2013 Schedule vs. Rockets

Fri., Nov. 9 @ FedExForum, 7:00 p.m.  
Sat., Dec. 22 @ Toyota Center, 7:00 p.m.  
Fri., Mar. 29 @ FedExForum, 7:00 p.m.  
Fri., Apr. 12 @ Toyota Center, 7:00 p.m.

### All-Time Series Record

**Regular Season:** 46-22  
Home: 29-5 Toyota Center: 15-3  
Road: 17-17 FedExForum: 8-14  
Neutral: 0-0  
**Playoffs:** Never Met  
Home: 0-0 Toyota Center: 0-0  
Road: 0-0 FedExForum: 0-0

### 2011-2012 Results (Even 2-2)

Dec. 30 @ FedExForum, Grizzlies 113-93  
Feb. 14 @ FedExForum, Grizzlies 93-83  
Feb. 20 @ Toyota Center, Rockets 97-93  
Mar. 30 @ Toyota Center, Rockets 98-89

### Series Information

**Current Streak:** Rockets, Won 2  
**Current Home Streak:** Won 12  
**Current Road Streak:** Lost 3  
**Longest Winning Streak:** 9 (Dec. 16, 1997-Dec. 6, 2000)  
**Longest Losing Streak:** 4 (Nov. 25, 2005-Apr. 15, 2006)  
**Biggest Winning Margin:** 27 (118-91; Dec. 16, 1997)  
**Biggest Losing Margin:** 23 (109-86; Mar. 26, 2004)  
**Most Points Scored:** 127 (Dec. 3, 2010)  
**Most Points Allowed:** 115 (Jan. 21, 2011)  
**Fewest Points Scored:** 71 (Nov. 1, 2003)  
**Fewest Points Allowed:** 71 (Oct. 29, 2008)

### 2011-2012 Rockets vs. Grizzlies

PLAYER	G-GS	MIN	FIELD GOALS		3-POINT FG		FT-FTA	PCT	REBOUNDS			AST	PF-DQ	STL	TO	BLK	PTS	AVG
			FG-FGA	PCT	FG-FGA	PCT			OFF	DEF	TOT							
Lowry	3-3	110	19-42	.452	5-14	.357	20-21	.952	4	8	12	23	10-0	11	11	0	63	21.0
Martin	3-3	78	15-27	.556	5-10	.500	8-10	.800	1	3	4	6	5-0	3	4	0	43	14.3
Dragic	4-1	80	16-32	.500	4-9	.444	11-17	.647	5	4	9	12	5-0	4	10	1	47	11.8
Lee	4-1	125	16-40	.400	4-14	.286	10-11	.909	3	6	9	4	7-0	5	4	4	46	11.5
Parsons	4-3	115	16-39	.410	5-12	.417	1-3	.333	5	17	22	8	9-0	3	7	1	38	9.5
Budinger	3-1	48	10-20	.500	4-8	.500	4-4	1.000	2	4	6	1	4-0	2	4	0	28	9.3
Scola	4-4	109	16-28	.571	0-0	---	2-3	.667	2	12	14	4	15-0	0	9	2	34	8.5
Flynn	1-0	20	3-7	.429	1-4	.250	1-2	.500	0	1	1	4	0-0	0	2	0	8	8.0
Dalembert	4-2	82	12-20	.600	0-0	---	4-6	.667	5	15	20	1	15-0	0	8	3	28	7.0
Camby (TOT)	2-2	68	3-7	.429	0-0	---	4-6	.667	7	31	38	1	7-0	4	4	11	10	5.0
Camby (HOU)	1-1	36	2-5	.400	0-0	---	3-4	.750	3	13	16	0	4-0	2	0	6	7	7.0
Patterson	4-0	84	8-30	.267	0-1	.000	2-2	1.000	7	13	20	5	5-0	2	0	2	18	4.5
Boykins	1-0	14	1-3	.333	0-0	---	2-2	1.000	0	2	2	2	1-0	0	3	0	4	4.0
Hill	2-1	17	2-5	.400	0-0	---	0-0	---	0	6	6	0	3-0	0	1	0	4	2.0
Morris	2-0	15	1-5	.200	0-2	.000	1-2	.500	1	1	2	0	2-0	0	1	1	3	1.5
Smith	1-0	12	0-0	---	0-0	---	0-0	---	0	0	0	0	5-0	0	0	0	0	0.0
Williams	1-0	15	0-1	.000	0-1	.000	0-0	---	0	3	3	2	0-0	1	0	0	0	0.0
ROCKETS	4	960	137-304	.451	28-75	.373	69-87	.793	38	108	146	72	90-0	33	68	20	371	92.8
GRIZZLIES	4	960	153-326	.469	9-42	.214	73-98	.745	50	111	161	65	86-0	37	53	18	388	97.0

### 2011-2012 Grizzlies vs. Rockets

PLAYER	G-GS	MIN	FIELD GOALS		3-POINT FG		FT-FTA	PCT	REBOUNDS			AST	PF-DQ	STL	TO	BLK	PTS	AVG
			FG-FGA	PCT	FG-FGA	PCT			OFF	DEF	TOT							
Gay	4-4	151	30-67	.448	0-6	.000	13-13	1.000	10	18	28	9	8-0	7	8	2	73	18.3
Gasol	4-4	144	23-41	.561	0-0	---	22-27	.815	8	23	31	9	12-0	5	13	9	68	17.0
Conley	3-3	104	17-36	.472	5-10	.500	5-6	.833	1	6	7	7	11-0	2	9	1	44	14.7
Randolph	2-1	59	14-21	.667	0-0	---	1-5	.200	3	10	13	3	3-0	4	3	0	29	14.5
Mayo	4-0	117	16-45	.356	3-17	.176	6-9	.667	1	11	12	11	7-0	3	3	0	41	10.3
Allen	4-4	107	15-36	.417	0-1	.000	10-15	.667	11	6	17	7	15-0	11	4	3	40	10.0
Selby	1-0	26	4-9	.444	0-1	.000	1-3	.333	0	2	2	7	1-0	0	1	0	9	9.0
Speights (MEM)	3-3	72	11-20	.550	0-0	---	0-0	---	5	14	19	1	8-0	0	0	1	22	7.3
Pondexter	4-0	57	8-18	.444	1-5	.200	5-6	.833	3	2	5	3	6-0	2	1	0	22	5.5
Cunningham	4-0	69	7-13	.538	0-0	---	7-10	.700	4	13	17	1	4-0	2	3	2	21	5.3
Pargo	4-1	45	7-15	.467	0-2	.000	3-4	.750	0	4	4	6	9-0	1	6	0	17	4.3
Haddadi	1-0	7	1-4	.250	0-0	---	0-0	---	4	1	5	1	1-0	0	1	0	2	2.0
Davis	1-0	1	0-0	---	0-0	---	0-0	---	0	0	0	0	1-0	0	0	0	0	0.0
Young	1-0	3	0-1	.000	0-0	---	0-0	---	0	1	1	0	0-0	0	0	0	0	0.0
GRIZZLIES	4	960	153-326	.469	9-42	.214	73-98	.745	50	111	161	65	86-0	37	53	18	388	97.0
ROCKETS	4	960	137-304	.451	28-75	.373	69-87	.793	38	108	146	72	90-0	33	68	20	371	92.8



## Miami Heat

601 Biscayne Boulevard  
Miami, FL 33132  
(786) 777-4328



Erik Spoelstra

### Directory

**Managing General Partner** ..... Micky Arison  
**Chief Executive Officer** ..... Nick Arison  
**President** ..... Pat Riley  
**Head Coach** ..... Erik Spoelstra  
**Assistant Coaches** ..... Bob McAdoo, Keith Askins,  
Ron Rothstein, David Fizdale, Chad Kammerer  
**Head Athletic Trainer** ..... Jay Sabol  
**Vice President, Sports Media Relations** ..... Tim Donovan

### General Information

**2011-2012 Record** ..... 46-20, 1st Southeast  
**Home Arena** ..... AmericanAirlines Arena (19,600)  
**Team Colors** ..... Red, Yellow, Black, White  
**Radio** ..... The Ticket 790 AM, WQBA 1140 AM  
Mike Inglis, John Crotty,  
José Pañeda, Joe Pujala  
**Television** ..... Sun Sports  
Eric Reid, Tony Fiorentino, Jason Jackson

### 2012-2013 Schedule vs. Rockets

Mon., Nov. 12 @ Toyota Center, 7:00 p.m.  
Wed., Feb. 6 @ AmericanAirlines Arena, 6:30 p.m.

### All-Time Series Record

**Regular Season:** 25-25

**Home:** 14-10 Toyota Center: 5-3  
**Road:** 11-15 AmericanAirlines Arena: 4-9  
**Neutral:** 0-0  
**Playoffs:** Never Met  
**Home:** 0-0 Toyota Center: 0-0  
**Road:** 0-0 AmericanAirlines Arena: 0-0

### 2011-2012 Results (Heat 1-0)

Apr. 22 @ AmericanAirlines Arena, Heat 97-88

### Series Information

**Current Streak:** Heat, Won 5  
**Current Home Streak:** Lost 2  
**Current Road Streak:** Lost 3  
**Longest Winning Streak:** 11 (Nov. 19, 1989-Jan. 11, 1995)  
**Longest Losing Streak:** 8 (Nov. 8, 1995-Jan. 6, 2000)  
**Biggest Winning Margin:** 38 (132-94; Nov. 19, 1989)  
**Biggest Losing Margin:** 33 (99-66; Feb. 9, 2010)  
**Most Points Scored:** 132 (Nov. 19, 1989)  
**Most Points Allowed:** 125 (2x: last Mar. 27, 2011)  
**Fewest Points Scored:** 66 (2x: last Feb. 9, 2010)  
**Fewest Points Allowed:** 70 (Nov. 11, 2004)

### 2011-2012 Rockets vs. Heat

PLAYER	G-GS	MIN	FIELD GOALS		3-POINT FG		FT-FTA		REBOUNDS				PF-DQ	STL	TO	BLK	PTS	AVG
			FG-FGA	PCT	FG-FGA	PCT	FT-FTA	PCT	OFF	DEF	TOT	AST						
Parsons	1-1	37	10-13	.769	3-5	.600	0-0	---	2	4	6	2	4-0	4	3	1	23	23.0
Dragic	1-1	34	5-12	.417	1-4	.250	5-5	1.000	0	3	3	4	3-0	0	4	0	16	16.0
Lee	1-1	39	5-11	.455	2-3	.667	2-3	.667	0	4	4	2	4-0	2	1	1	14	14.0
Patterson	1-0	32	7-11	.636	0-0	---	0-0	---	1	6	7	2	1-0	1	3	1	14	14.0
Scola	1-1	21	5-10	.500	0-0	---	2-2	1.000	1	3	4	1	4-0	1	2	0	12	12.0
Budinger	1-0	27	2-7	.286	1-5	.200	0-0	---	0	2	2	4	2-0	1	2	0	5	5.0
Camby (TOT)	2-2	42	2-11	.182	0-0	---	1-1	1.000	5	9	14	2	1-0	0	1	3	5	2.5
Camby (HOU)	1-1	21	1-5	.200	0-0	---	1-1	1.000	3	4	7	1	0-0	0	1	1	3	3.0
Boykins	1-0	14	0-3	.000	0-2	.000	1-2	.500	0	1	1	1	0-0	0	0	0	1	1.0
Thomas (TOT)	1-0	8	0-1	.000	0-0	---	1-2	.500	0	1	1	1	0-0	0	0	1	1	1.0
Dalember	1-0	9	0-1	.000	0-0	---	0-0	---	0	2	2	0	0-0	0	2	0	0	0.0
Morris	1-0	5	0-3	.000	0-0	---	0-0	---	0	1	1	0	1-0	0	0	0	0	0.0
<b>ROCKETS</b>	<b>1</b>	<b>240</b>	<b>35-76</b>	<b>.461</b>	<b>7-20</b>	<b>.350</b>	<b>11-13</b>	<b>.846</b>	<b>7</b>	<b>30</b>	<b>37</b>	<b>17</b>	<b>19-0</b>	<b>9</b>	<b>19</b>	<b>4</b>	<b>88</b>	<b>88.0</b>
<b>HEAT</b>	<b>1</b>	<b>240</b>	<b>35-85</b>	<b>.412</b>	<b>5-16</b>	<b>.313</b>	<b>22-24</b>	<b>.917</b>	<b>17</b>	<b>31</b>	<b>48</b>	<b>10</b>	<b>15-0</b>	<b>10</b>	<b>15</b>	<b>7</b>	<b>97</b>	<b>97.0</b>

### 2011-2012 Heat vs. Rockets


PLAYER	G-GS	MIN	FIELD GOALS		3-POINT FG		FT-FTA		REBOUNDS				PF-DQ	STL	TO	BLK	PTS	AVG
			FG-FGA	PCT	FG-FGA	PCT	FT-FTA	PCT	OFF	DEF	TOT	AST						
James	1-1	36	11-21	.524	1-3	.333	9-10	.900	1	7	8	5	1-0	1	5	2	32	32.0
Cole	1-1	38	7-15	.467	0-0	---	2-2	1.000	3	1	4	1	4-0	0	3	0	16	16.0
Anthony	1-0	26	5-5	1.000	0-0	---	1-2	.500	3	3	6	0	1-0	1	2	1	11	11.0
Miller	1-0	27	4-12	.333	3-5	.600	0-0	---	1	5	6	2	0-0	0	0	0	11	11.0
Battier	1-0	29	4-8	.500	1-5	.200	0-0	---	1	0	1	0	0-0	5	0	0	9	9.0
Jones	1-1	28	1-7	.143	0-2	.000	5-5	1.000	0	4	4	0	1-0	1	0	0	7	7.0
Haslem	1-1	22	1-9	.111	0-0	---	3-3	1.000	4	7	11	0	4-0	0	1	3	5	5.0
Pittman	1-1	14	2-3	.667	0-0	---	0-0	---	4	2	6	1	2-0	0	1	0	4	4.0
Harris	1-0	9	0-2	.000	0-1	.000	2-2	1.000	0	2	2	0	1-0	2	1	1	2	2.0
Howard	1-0	11	0-3	.000	0-0	---	0-0	---	0	0	0	1	1-0	0	1	0	0	0.0
<b>HEAT</b>	<b>1</b>	<b>240</b>	<b>35-85</b>	<b>.412</b>	<b>5-16</b>	<b>.313</b>	<b>22-24</b>	<b>.917</b>	<b>17</b>	<b>31</b>	<b>48</b>	<b>10</b>	<b>15-0</b>	<b>10</b>	<b>15</b>	<b>7</b>	<b>97</b>	<b>97.0</b>
<b>ROCKETS</b>	<b>1</b>	<b>240</b>	<b>35-76</b>	<b>.461</b>	<b>7-20</b>	<b>.350</b>	<b>11-13</b>	<b>.846</b>	<b>7</b>	<b>30</b>	<b>37</b>	<b>17</b>	<b>19-0</b>	<b>9</b>	<b>19</b>	<b>4</b>	<b>88</b>	<b>88.0</b>





## Milwaukee Bucks

1001 North Fourth Street  
Milwaukee, WI 53203  
(414) 227-0500



Scott Skiles

### Directory

**President** ..... Herb Kohl  
**General Manager** ..... John Hammond  
**Assistant General Manager** ..... Jeff Weltman  
**Head Coach** ..... Scott Skiles  
**Assistant Coaches** ..... Jim Boylan, Joe Wolf, Sidney Moncrief, Bill Peterson, Anthony Goldwire  
**Head Athletic Trainer** ..... Marc Boff  
**Director, Public Relations** ..... Dan Smyczek

### General Information

**2011-2012 Record** ..... 31-35, 3rd Central  
**Home Arena** ..... BMO Harris Bradley Center (18,717)  
**Team Colors** ..... Forest Green, Red, Silver  
**Radio** ..... WTMJ 620 AM  
Ted Davis, Dennis Krause  
**Television** ..... FOX Sports Wisconsin  
Jim Paschke, Jon McGlocklin

### 2012-2013 Schedule vs. Rockets

Fri., Jan. 4 @ Bradley Center, 7:30 p.m.  
Wed., Feb. 27 @ Toyota Center, 7:00 p.m.

### All-Time Series Record

**Regular Season:** 49-64

Home: 34-22 Toyota Center: 8-1  
Road: 14-39 Bradley Center: 10-12  
Neutral: 1-3

**Playoffs:** Never Met

Home: 0-0 Toyota Center: 0-0  
Road: 0-0 Bradley Center: 0-0

### 2011-2012 Results (Bucks 1-0)

Jan. 25 @ Toyota Center, Bucks 105-99

### Series Information

**Current Streak:** Bucks, Won 1  
**Current Home Streak:** Lost 1  
**Current Road Streak:** Lost 1  
**Longest Winning Streak:** 8 (Dec. 31, 2004-Dec. 31, 2008)  
**Longest Losing Streak:** 11 (Mar. 22, 1969-Feb. 24, 1971)  
**Biggest Winning Margin:** 28 (2x: last 127-99; Feb. 17, 2010)  
**Biggest Losing Margin:** 39 (115-76; Feb. 20, 2002)  
**Most Points Scored:** 137 (Dec. 2, 1976)  
**Most Points Allowed:** 143 (Dec. 31, 1969)  
**Fewest Points Scored:** 76 (2x: last Feb. 20, 2002)  
**Fewest Points Allowed:** 80 (2x: last Jan. 23, 2006)

### 2011-2012 Rockets vs. Bucks

PLAYER	G-GS	MIN	FIELD GOALS		3-POINT FG			REBOUNDS				AST	PF-DQ	STL	TO	BLK	PTS	AVG
			FG-FGA	PCT	FG-FGA	PCT	FT-FTA	PCT	OFF	DEF	TOT							
Martin	1-1	36	12-22	.545	5-12	.417	0-0	---	1	3	4	2	1-0	1	2	0	29	29.0
Scola	1-1	36	7-11	.636	0-0	---	4-5	.800	3	5	8	0	4-0	0	1	1	18	18.0
Parsons	1-1	36	7-14	.500	0-2	.000	2-3	.667	2	6	8	5	1-0	2	0	2	16	16.0
Dalembert	1-1	30	4-9	.444	0-0	---	5-6	.833	6	11	17	0	1-0	0	4	2	13	13.0
Lowry	1-1	43	2-16	.125	2-9	.222	2-4	.500	0	8	8	10	2-0	0	2	1	8	8.0
Lee	1-0	20	2-10	.200	1-6	.167	2-2	1.000	0	0	0	1	1-0	1	0	0	7	7.0
Dragic	1-0	25	2-7	.286	0-2	.000	0-0	---	2	3	5	4	5-0	1	3	0	4	4.0
Patterson	1-0	15	2-4	.500	0-0	---	0-0	---	2	0	2	0	0-0	0	0	0	4	4.0
ROCKETS	1	240	38-93	.409	8-31	.258	15-20	.750	16	36	52	22	15-0	5	13	6	99	99.0
BUCKS	1	240	39-91	.429	14-29	.483	13-17	.765	10	33	43	26	17-0	8	11	8	105	105.0


### 2011-2012 Bucks vs. Rockets

PLAYER	G-GS	MIN	FIELD GOALS		3-POINT FG		FT-FTA	PCT	REBOUNDS				AST	PF-DQ	STL	TO	BLK	PTS	AVG
			FG-FGA	PCT	FG-FGA	PCT			OFF	DEF	TOT								
Ellis (TOT)	1-1	41	13-23	.565	1-3	.333	6-9	.667	1	4	5	7	2-0	2	2	1	33	33.0	
Jackson	1-0	30	8-16	.500	3-6	.500	1-2	.500	0	1	1	3	1-0	2	1	1	20	20.0	
Jennings	1-1	33	6-16	.375	4-7	.571	4-4	1.000	0	0	0	6	3-0	0	1	0	20	20.0	
Dunleavy	1-0	28	6-11	.545	3-5	.600	3-4	.750	1	2	3	2	0-0	0	0	1	18	18.0	
Gooden	1-0	28	4-8	.500	1-2	.500	2-2	1.000	1	1	2	2	3-0	3	2	1	11	11.0	
Deflino	1-1	20	3-9	.333	2-5	.400	0-0	---	0	5	5	3	1-0	1	1	0	8	8.0	
Ilyasova	1-0	28	3-7	.429	0-1	.000	1-2	.500	5	14	19	0	1-0	0	3	1	7	7.0	
Udoh (TOT)	1-0	32	2-5	.400	0-0	---	3-5	.600	0	6	6	0	3-0	1	2	1	7	7.0	
Livingston	1-1	18	3-6	.500	0-1	.000	0-0	---	0	0	0	2	2-0	0	1	0	6	6.0	
Udoh	1-0	15	2-6	.333	1-2	.500	1-1	1.000	0	1	1	7	1-0	1	0	0	6	6.0	
Bogut	1-1	9	1-4	.250	0-0	---	1-2	.500	1	3	4	0	1-0	0	0	3	3	3.0	
Harris	1-0	3	1-2	.500	0-0	---	0-0	---	0	1	1	0	0-0	0	0	0	2	2.0	
Mbah a Moute	1-1	17	1-3	.333	0-0	---	0-0	---	1	3	4	1	2-0	1	1	0	2	2.0	
Sanders	1-0	8	1-2	.500	0-0	---	0-0	---	1	2	3	0	2-0	0	1	0	2	2.0	
Leuer	1-0	3	0-1	.000	0-0	---	0-0	---	0	0	0	0	0-0	0	0	0	0	0.0	
BUCKS	1	240	39-91	.429	14-29	.483	13-17	.765	10	33	43	26	17-0	8	11	8	105	105.0	
ROCKETS	1	240	38-93	.409	8-31	.258	15-20	.750	16	36	52	22	15-0	5	13	6	99	99.0	



# Minnesota Timberwolves

600 First Avenue North  
Minneapolis, MN 55403  
(612) 673-1600



**Rick Adelman**

## Directory

**Owner** ..... Glen Taylor  
**Chief Executive Officer** ..... Rob Moor  
**President, Basketball Operations** ..... David Kahn  
**Head Coach** ..... Rick Adelman  
**Assistant Coaches** ..... Terry Porter, Jack Sikma,  
T.R. Dunn, Bill Bayno  
**Head Athletic Trainer** ..... Gregg Farnam  
**Director, Public Relations** ..... Mike Cristaldi

## General Information

**2011-2012 Record** ..... 26-40, 5th Northwest  
**Home Arena** ..... Target Center (19,356)  
**Team Colors** ..... Blue, Green, Silver  
**Radio** ..... WCCO 830 AM  
Alan Horton  
**Television** ..... FOX Sports North  
Dave Benz, Jim Petersen

## 2012-2013 Schedule vs. Rockets

Wed., Dec. 26 @ Target Center, 7:00 p.m.  
Sat., Jan. 19 @ Target Center, 7:00 p.m.  
Fri., Mar. 15 @ Toyota Center, 7:00 p.m.

## All-Time Series Record

**Regular Season:** 57-37

Home: 31-15 Toyota Center: 9-7  
Road: 26-22 Target Center: 26-22  
Neutral: 0-0

**Playoffs:** 3-0 (1997 - winning the series)

Home: 2-0 Toyota Center: 0-0  
Road: 1-0 Target Center: 1-0

## 2011-2012 Results (Timberwolves 3-1)

Jan. 23 @ Target Center, Rockets 107-92  
Jan. 30 @ Toyota Center, Timberwolves 120-108  
Feb. 4 @ Target Center, Timberwolves 100-91  
Feb. 17 @ Toyota Center, Timberwolves 111-98

## Series Information

**Current Streak:** Timberwolves, Won 3  
**Current Home Streak:** Lost 3  
**Current Road Streak:** Lost 1  
**Longest Winning Streak:** 13 (Feb. 5, 2007-Jan. 24, 2011)  
**Longest Losing Streak:** 6 (Jan. 25, 2000-Jan. 1, 2001)  
**Biggest Winning Margin:** 31 (113-82; Jan. 11, 2008)  
**Biggest Losing Margin:** 32 (122-90; Mar. 30, 2000)  
**Most Points Scored:** 129 (Jan. 24, 2011)  
**Most Points Allowed:** 125 (Jan. 24, 2011)  
**Fewest Points Scored:** 75 (2x: last Dec. 16, 2003)  
**Fewest Points Allowed:** 75 (Nov. 28, 2006)

## 2011-2012 Rockets vs. Timberwolves

PLAYER	G-GS	MIN	FIELD GOALS		3-POINT FG		FT-FTA	PCT	REBOUNDS			AST	PF-DQ	STL	TO	BLK	PTS	AVG
			FG-FGA	PCT	FG-FGA	PCT			OFF	DEF	TOT							
Martin	4-4	128	24-57	.421	11-22	.500	19-25	.760	1	6	7	10	8-0	5	9	0	78	19.5
Lowry	4-4	150	24-55	.436	3-13	.231	17-19	.895	3	16	19	30	11-0	7	9	0	68	17.0
Scola	4-4	106	24-51	.471	0-0	---	9-11	.818	5	11	16	7	14-0	2	11	3	57	14.3
Parsons	4-4	140	19-45	.422	5-12	.417	0-4	.000	8	11	19	11	15-0	5	3	1	43	10.8
Patterson	4-0	93	21-33	.636	0-0	---	1-4	.250	8	8	16	0	9-0	2	3	4	43	10.8
Lee	4-0	100	15-33	.455	6-10	.600	3-4	.750	0	6	6	4	8-0	4	2	0	39	9.8
Budinger	2-0	29	6-12	.500	1-4	.250	2-2	1.000	3	5	8	5	0-0	1	1	1	15	7.5
Dragic	4-0	85	11-28	.393	0-8	.000	7-9	.778	1	8	9	19	4-0	7	3	0	29	7.3
Dalembert	4-4	93	8-21	.381	0-0	---	4-4	1.000	8	20	28	2	12-0	3	4	10	20	5.0
Horton (TOT)	1-0	8	0-1	.000	0-1	.000	4-4	1.000	2	1	3	1	1-0	0	0	0	4	4.0
Fortson	4-0	36	6-12	.500	0-1	.000	0-0	---	1	10	11	0	6-0	1	0	1	12	3.0
Camby (TOT)	2-2	26	1-3	.333	0-0	---	0-0	---	4	7	11	2	2-0	1	2	0	2	1.0
ROCKETS	4	960	158-347	.455	26-70	.371	62-82	.756	38	101	139	88	87-0	37	46	20	404	101.0
TIMBERWOLVES	4	960	156-313	.498	22-64	.344	89-104	.856	41	131	172	85	68-0	29	74	14	423	105.8

## 2011-2012 Timberwolves vs. Rockets

PLAYER	G-GS	MIN	FIELD GOALS		3-POINT FG		FT-FTA	PCT	REBOUNDS			AST	PF-DQ	STL	TO	BLK	PTS	AVG
			FG-FGA	PCT	FG-FGA	PCT			OFF	DEF	TOT							
Love	4-4	157	43-66	.652	10-15	.667	30-35	.857	14	39	53	3	10-0	4	16	2	126	31.5
Beasley	3-0	71	16-30	.533	2-5	.400	12-12	1.000	1	10	11	5	1-0	3	3	0	46	15.3
Johnson	4-4	143	23-46	.500	4-10	.400	9-10	.900	0	15	15	21	8-0	3	5	0	59	14.8
Rubio	4-4	152	18-40	.450	4-13	.308	15-15	1.000	0	14	14	43	10-0	8	18	0	55	13.8
Pekovic	4-3	100	22-35	.629	0-0	---	7-9	.778	17	12	29	1	7-0	3	10	4	51	12.8
Barea	1-0	26	4-8	.500	0-2	.000	2-3	.667	0	3	3	3	2-0	1	1	0	10	10.0
Randolph	2-0	25	6-11	.545	0-0	---	2-3	.667	3	5	8	0	3-0	1	1	0	14	7.0
Johnson	3-3	69	8-19	.421	2-8	.250	0-0	---	1	8	9	3	8-0	1	7	2	18	6.0
Williams	4-1	67	6-19	.316	0-1	.000	8-12	.667	4	8	12	0	2-0	0	5	1	20	5.0
Ellington	2-0	43	3-14	.214	0-3	.000	2-3	.667	0	6	6	0	4-0	1	1	0	8	4.0
Milicic	1-1	20	2-7	.286	0-0	---	0-0	---	1	2	3	1	1-0	1	0	1	4	4.0
Webster	3-0	61	5-15	.333	0-6	.000	2-2	1.000	0	4	4	3	8-0	3	3	3	12	4.0
Miller	2-0	8	0-0	---	0-0	---	0-0	---	0	2	2	2	0-0	0	2	0	0	0.0
Tolliver	2-0	19	0-3	.000	0-1	.000	0-0	---	0	3	3	0	4-0	0	1	1	0	0.0
TIMBERWOLVES	4	960	156-313	.498	22-64	.344	89-104	.856	41	131	172	85	68-0	29	74	14	423	105.8
ROCKETS	4	960	158-347	.455	26-70	.371	62-82	.756	38	101	139	88	87-0	37	46	20	404	101.0



## New Orleans Hornets

5800 Airline Drive  
Metairie, LA 70003  
(504) 593-4700



Monty Williams

### Directory

**Owner/Chairman of the Board** ..... Tom Benson  
**Owner/Vice Chairman of the Board** ..... Rita Benson Leblanc  
**General Manager** ..... Dell Demps  
**Head Coach** ..... Monty Williams  
**Assistant Coaches** ..... Randy Ayers, Dave Hanners,  
Bryan Gates, Fred Vinson  
**Head Athletic Trainer** ..... Jon Ishop  
**Vice President, Communications** ..... Harold Kaufman

### General Information

**2011-2012 Record** ..... 21-45, 5th Southwest  
**Home Arena** ..... New Orleans Arena (17,188)  
**Team Colors** ..... Creole Blue, Purple, Mardi Gras Gold  
**Radio** ..... WWL 105.3 FM  
Sean Kelley, John DeShazier  
**Television** ..... FOX Sports New Orleans  
Joel Meyers, David Wesley, Jen Hale

### 2012-2013 Schedule vs. Rockets

Wed., Nov. 14 @ Toyota Center, 7:00 p.m.  
Wed., Jan. 2 @ Toyota Center, 7:00 p.m.  
Wed., Jan. 9 @ New Orleans Arena, 7:00 p.m.  
Fri., Jan. 25 @ New Orleans Arena, 7:00 p.m.

### All-Time Series Record

#### Regular Season: 38-26

Home: 21-11 Toyota Center: 9-8  
Road: 17-15 New Orleans Arena: 6-8  
Neutral: 0-0 Ford Center: 1-2

#### Playoffs: Never Met

Home: 0-0 Toyota Center: 0-0  
Road: 0-0 New Orleans Arena: 0-0

### 2011-2012 Results (Rockets 2-1)

Jan. 19 @ Toyota Center, Rockets 90-88 (OT)  
Apr. 19 @ New Orleans Arena, Hornets 105-99 (OT)  
Apr. 26 @ Toyota Center, Rockets 84-77

### Series Information

**Current Streak:** Rockets, Won 1  
**Current Home Streak:** Won 2  
**Current Road Streak:** Lost 2  
**Longest Winning Streak:** 9 (Apr. 10, 1990-Dec. 7, 1993)  
**Longest Losing Streak:** 5 (Jan. 2, 2010-Jan. 14, 2011)  
**Biggest Winning Margin:** 20 (2x: last 86-66; Apr. 13, 2009)  
**Biggest Losing Margin:** 21 (90-69; Mar. 19, 2008)  
**Most Points Scored:** 123 (Apr. 14, 2007)  
**Most Points Allowed:** 123 (Apr. 14, 2010)  
**Fewest Points Scored:** 69 (Mar. 19, 2008)  
**Fewest Points Allowed:** 66 (Apr. 13, 2009)

### 2011-2012 Rockets vs. Hornets

PLAYER	G-GS	MIN	FIELD GOALS		3-POINT FG		FT-FTA	PCT	REBOUNDS			AST	PF-DQ	STL	TO	BLK	PTS	AVG
			FG-FGA	PCT	FG-FGA	PCT			OFF	DEF	TOT							
Martin	1-1	43	12-27	.444	5-12	.417	3-3	1.000	1	7	8	0	2-0	1	0	0	32	32.0
Budinger	3-1	87	18-37	.486	9-22	.409	4-5	.800	2	13	15	2	4-1	1	5	0	49	16.3
Lee	3-2	103	16-40	.400	7-15	.467	3-5	.600	2	9	11	7	8-1	5	4	1	42	14.0
Dalembert	2-2	61	10-20	.500	0-0	---	6-7	.857	15	13	28	2	6-0	0	3	2	26	13.0
Dragic	3-2	85	10-29	.346	3-14	.214	8-12	.667	3	8	11	22	8-0	4	7	1	31	10.3
Scota	3-3	113	9-26	.346	0-0	---	6-8	.750	2	13	15	7	9-0	2	9	4	24	8.0
Smith	1-0	20	4-6	.667	0-0	---	0-0	---	3	7	10	1	2-0	1	0	0	8	8.0
Camby (TOT)	3-3	73	11-20	.550	0-0	---	0-3	.000	6	24	30	6	7-0	4	5	3	22	7.3
Camby (HOU)	1-1	28	7-10	.700	0-0	---	0-3	.000	1	6	7	4	2-0	1	2	0	14	14.0
Morris	1-0	21	3-10	.300	1-5	.200	0-0	---	0	5	5	1	3-0	1	0	1	7	7.0
Lowry	2-1	59	4-16	.250	1-7	.143	4-4	1.000	1	9	10	10	8-0	3	7	1	13	6.5
Patterson	3-0	79	8-29	.276	0-1	.000	1-3	.333	6	13	19	3	6-0	2	1	4	17	5.7
Fortson (HOU)	1-0	13	1-4	.250	1-2	.500	0-0	---	0	1	1	1	0-0	1	1	0	4	4.0
Parsons	2-2	55	2-14	.143	2-8	.250	0-0	---	3	6	9	3	5-0	4	1	0	6	3.0
Adrien	1-0	4	0-0	---	0-0	---	0-0	---	0	0	0	0	0-0	0	0	0	0	0.0
<b>ROCKETS</b>	<b>3</b>	<b>770</b>	<b>104-268</b>	<b>.388</b>	<b>29-86</b>	<b>.337</b>	<b>36-52</b>	<b>.692</b>	<b>39</b>	<b>110</b>	<b>149</b>	<b>63</b>	<b>63-1</b>	<b>26</b>	<b>43</b>	<b>14</b>	<b>273</b>	<b>91.0</b>
<b>HORNETS</b>	<b>3</b>	<b>770</b>	<b>105-249</b>	<b>.422</b>	<b>12-46</b>	<b>.261</b>	<b>48-70</b>	<b>.686</b>	<b>34</b>	<b>115</b>	<b>149</b>	<b>58</b>	<b>51-1</b>	<b>27</b>	<b>47</b>	<b>14</b>	<b>270</b>	<b>90.0</b>

### 2011-2012 Hornets vs. Rockets

PLAYER	G-GS	MIN	FIELD GOALS		3-POINT FG		FT-FTA	PCT	REBOUNDS			AST	PF-DQ	STL	TO	BLK	PTS	AVG
			FG-FGA	PCT	FG-FGA	PCT			OFF	DEF	TOT							
Gordon	1-1	38	9-18	.500	1-5	.200	8-10	.800	0	4	4	5	1-0	3	2	1	27	27.0
Jack	1-1	37	6-15	.400	1-3	.333	2-4	.500	2	3	5	7	1-0	0	3	0	15	15.0
Belinelli	3-2	83	14-30	.467	5-12	.417	4-5	.800	1	9	10	4	4-0	2	1	1	37	12.3
Aminu	3-2	94	12-36	.333	2-7	.286	8-11	.727	6	16	22	5	4-0	3	0	0	34	11.3
Landry	3-0	66	16-27	.593	0-0	---	2-2	1.000	8	7	15	2	4-0	3	4	0	34	11.3
Ariza	1-1	46	3-9	.333	1-2	.500	3-4	.750	0	5	5	3	1-0	1	2	0	10	10.0
Smith	3-3	54	12-26	.462	0-1	.000	1-1	1.000	3	10	13	4	6-0	1	2	5	25	8.3
Okafor	1-1	26	4-9	.444	0-0	---	0-0	---	4	8	12	1	2-0	0	0	1	8	8.0
Dyson	2-1	54	6-19	.316	0-4	.000	3-6	.500	2	4	6	2	6-0	3	6	1	15	7.5
Thomas	2-2	61	4-8	.500	0-0	---	7-8	.875	3	10	13	0	3-0	1	2	2	15	7.5
Watkins	2-0	47	4-7	.571	0-0	---	7-13	.538	1	9	10	1	4-0	3	4	1	15	7.5
Vasquez	3-1	96	9-29	.310	2-12	.167	1-2	.500	1	11	12	19	5-0	3	10	0	21	7.0
Kaman	1-0	27	2-9	.222	0-0	---	1-2	.500	1	7	8	1	1-0	2	4	1	5	5.0
Ayon	2-0	25	4-5	.800	0-0	---	1-2	.500	2	8	10	4	7-1	1	0	1	9	4.5
Henry (NO)	1-0	17	0-2	.000	0-0	---	0-0	---	0	4	4	0	2-0	1	2	0	0	0.0
Jones (TOT)	1-0	5	0-1	.000	0-0	---	0-0	---	0	1	1	0	0-0	1	0	0	0	0.0
<b>HORNETS</b>	<b>3</b>	<b>770</b>	<b>105-249</b>	<b>.422</b>	<b>12-46</b>	<b>.261</b>	<b>48-70</b>	<b>.686</b>	<b>34</b>	<b>115</b>	<b>149</b>	<b>58</b>	<b>51-1</b>	<b>27</b>	<b>47</b>	<b>14</b>	<b>270</b>	<b>90.0</b>
<b>ROCKETS</b>	<b>3</b>	<b>770</b>	<b>104-268</b>	<b>.388</b>	<b>29-86</b>	<b>.337</b>	<b>36-52</b>	<b>.692</b>	<b>39</b>	<b>110</b>	<b>149</b>	<b>63</b>	<b>63-1</b>	<b>26</b>	<b>43</b>	<b>14</b>	<b>273</b>	<b>91.0</b>



## New York Knicks

Madison Square Garden  
Two Pennsylvania Plaza  
New York, NY 10121-0091  
(212) 465-6471



Mike Woodson

### Directory

**Executive Chairman, MSG & NBA Governor** ..... James L. Dolan  
**Executive Vice President & GM** ..... Glen Grunwald  
**Head Coach** ..... Mike Woodson  
**Assistant Coaches** ..... Jim Todd, Darrell Walker,  
Herb Williams  
**Head Athletic Trainer** ..... Roger Hinds  
**Vice President, Public Relations** ..... Jonathan Supranowitz

### General Information

**2011-2012 Record** ..... 36-30, 2nd Atlantic  
**Home Arena** ..... Madison Square Garden (19,763)  
**Team Colors** ..... Orange, White, Blue  
**Radio** ..... ESPN Radio 1050 AM, WADO 1280 AM  
Mike Crispino, John Andariese, Alfredo Bejar,  
Juan Antonio Cains, Clemson Smith-Muniz  
**Television** ..... MSG Network  
Mike Breen, Walt Frazier

### 2012-2013 Schedule vs. Rockets

Fri., Nov. 23 @ Toyota Center, 7:00 p.m.  
Mon., Dec. 17 @ Madison Square Garden, 6:30 p.m.

### All-Time Series Record

**Regular Season:** 60-69  
**Home:** 37-27 Toyota Center: 8-1  
**Road:** 22-41 Madison Square Garden: 22-41  
**Neutral:** 1-1  
**Playoffs:** 6-4 (1975, 1994 - winning both series)  
**Home:** 5-1 Toyota Center: 0-0  
**Road:** 1-3 Madison Square Garden: 1-3

### 2011-2012 Results (Rockets 1-0)

Jan. 28 @ Toyota Center, Rockets 97-84

### Series Information

**Current Streak:** Rockets, Won 5  
**Current Home Streak:** Won 7  
**Current Road Streak:** Won 2  
**Longest Winning Streak:** 8 (Jan. 21, 2005-Jan. 10, 2009)  
**Longest Losing Streak:** 10 (Oct. 28, 1971-Jan. 12, 1973)  
**Biggest Winning Margin:** 31 (111-79; Jan. 8, 2004)  
**Biggest Losing Margin:** 30 (125-95; Feb. 11, 1993)  
**Most Points Scored:** 139 (Mar. 19, 1980)  
**Most Points Allowed:** 130 (Nov. 20, 1992)  
**Fewest Points Scored:** 74 (2x: last Feb. 22, 1998)  
**Fewest Points Allowed:** 71 (Jan. 21, 2004)

### 2011-2012 Rockets vs. Knicks

PLAYER	G-GS	MIN	FIELD GOALS		3-POINT FG		FT-FTA		REBOUNDS			PF-DQ	STL	TO	BLK	PTS	AVG	
			FG-FGA	PCT	FG-FGA	PCT	PCT	PCT	OFF	DEF	TOT							AST
Budinger	1-0	24	7-12	.583	2-4	.500	3-3	1.000	0	2	2	3	0-0	0	1	0	19	19.0
Dragic	1-0	27	6-8	.750	1-2	.500	3-4	.750	0	0	0	5	2-0	1	6	1	16	16.0
Hill	1-0	22	6-7	.857	0-0	---	2-2	1.000	3	8	11	0	4-0	1	2	0	14	14.0
Lee	1-1	30	6-12	.500	1-2	.500	1-1	1.000	0	3	3	1	0-0	4	0	0	14	14.0
Scola	1-1	23	6-13	.462	0-0	---	0-0	---	1	5	6	3	3-0	0	4	0	12	12.0
Dalember	1-1	22	3-6	.500	0-0	---	1-2	.500	4	10	14	0	2-0	0	2	4	7	7.0
Patterson	1-0	21	3-7	.429	0-0	---	0-0	---	1	2	3	2	4-0	0	0	0	6	6.0
Adrien	1-0	4	0-1	.000	0-0	---	4-6	.667	0	1	1	0	1-0	0	1	0	4	4.0
Lowry	1-1	27	1-6	.167	0-3	.000	1-2	.500	0	3	3	4	3-0	1	0	0	3	3.0
Camby (TOT)	1-1	25	1-1	1.000	0-0	---	0-0	---	1	2	3	0	3-0	2	2	0	2	2.0
Flynn	1-0	4	0-1	.000	0-0	---	2-2	1.000	0	0	0	0	0-0	0	0	0	2	2.0
Parsons	1-1	29	0-4	.000	0-1	.000	0-0	---	0	3	3	1	0-0	2	0	0	0	0.0
Thabeet	1-0	4	0-0	---	0-0	---	0-0	---	0	1	1	0	1-0	0	0	0	0	0.0
Williams	1-0	4	0-0	---	0-0	---	0-0	---	0	0	0	0	0-0	0	0	0	0	0.0
ROCKETS	1	240	38-77	.494	4-12	.333	17-22	.773	9	38	47	19	20-0	9	17	5	97	97.0
KNICKERBOCKERS	1	240	34-89	.382	5-26	.192	11-15	.733	15	25	40	17	16-0	10	16	3	84	84.0

### 2011-2012 Knicks vs. Rockets

PLAYER	G-GS	MIN	FIELD GOALS		3-POINT FG		FT-FTA	PCT	REBOUNDS			AST	PF-DQ	STL	TO	BLK	PTS	AVG
			FG-FGA	PCT	FG-FGA	PCT			OFF	DEF	TOT							
Sloudemire	1-1	36	10-20	.500	0-0	---	3-4	.750	3	5	8	0	2-0	3	1	2	23	23.0
Shumpert	1-1	32	5-7	.714	0-0	---	4-5	.800	5	6	11	2	1-0	2	2	1	14	14.0
Chandler	1-0	28	5-13	.385	0-2	.000	1-2	.500	2	0	2	2	3-0	1	2	0	11	11.0
Lin	1-0	20	3-9	.333	0-1	.000	3-4	.750	1	2	3	6	1-0	1	3	0	9	9.0
Douglas	1-1	27	3-13	.231	1-5	.200	0-0	---	0	3	3	4	1-0	0	3	0	7	7.0
Jeffries	1-0	12	2-3	.667	1-1	1.000	0-0	---	1	1	2	0	3-0	0	1	0	5	5.0
Walker	1-1	22	2-9	.222	1-7	.143	0-0	---	1	4	5	2	2-0	0	1	0	5	5.0
Jordan	1-0	4	2-2	1.000	0-0	---	0-0	---	1	0	1	0	2-0	0	0	0	4	4.0
Balkman	1-0	12	1-3	.333	1-3	.333	0-0	---	0	2	2	0	1-0	1	1	0	3	3.0
Novak	1-0	19	1-5	.200	1-4	.250	0-0	---	0	0	0	0	0-0	0	0	0	3	3.0
Bibby	1-0	9	0-3	.000	0-2	.000	0-0	---	0	0	0	0	0-0	1	2	0	0	0.0
Fields	1-1	18	0-2	.000	0-1	.000	0-0	---	1	2	3	1	0-0	1	0	0	0	0.0
KNICKERBOCKERS	1	240	34-89	.382	5-26	.192	11-15	.733	15	25	40	17	16-0	10	16	3	84	84.0
ROCKETS	1	240	38-77	.494	4-12	.333	17-22	.773	9	38	47	19	20-0	9	17	5	97	97.0



## Oklahoma City Thunder

**Leadership Square**  
**211 N. Robinson, Suite 300**  
**Oklahoma City, OK 73102**  
**(405) 208-4800**



**Scott Brooks**

### Directory

**Chairman** ..... Clayton I. Bennett  
**Executive Vice President & General Manager** ..... Sam Presti  
**Head Coach** ..... Scott Brooks  
**Assistant Coaches** ..... Mark Bryant, Maurice Cheeks,  
 Rex Kalamian, Brian Keefe,  
 Maz Trakh  
**Head Athletic Trainer** ..... Joe Sharpe  
**Director, Basketball Communications** ..... Matt Tumbleson

### General Information

**2011-2012 Record** ..... 47-19, 1st Northwest  
**Home Arena** ..... Chesapeake Energy Arena (18,203)  
**Team Colors** ..... Blue, Red, Yellow, Dark Blue  
**Radio** ..... WWLS 640 AM/98.1 FM, WKY 930 AM  
 Matt Pinto, Eleno Ornales  
**Television** ..... FOX Sports Oklahoma  
 Brian Davis, Grant Long

### 2012-2013 Schedule vs. Rockets

Wed., Nov. 28 @ Chesapeake Energy Arena, 7:00 p.m.  
 Sat., Dec. 29 @ Toyota Center, 7:00 p.m.  
 Wed., Feb. 20 @ Toyota Center, 7:00 p.m.

### All-Time Series Record

**Regular Season:** 96-99

Home: 59-36 Toyota Center: 12-5  
 Road: 33-59 Chesapeake Energy Arena: 4-4  
 Neutral: 4-4

**Playoffs:** 11-20 (1982, 1987, 1989, 1993, 1996,  
 1997 - winning one series)

Home: 8-7 Toyota Center: 0-0  
 Road: 3-13 Chesapeake Energy Arena: 0-0

### 2011-2012 Results (Even 2-2)

Jan. 6 @ Chesapeake Energy Arena, Thunder 109-94  
 Jan. 7 @ Toyota Center, Thunder 98-95  
 Feb. 15 @ Toyota Center, Rockets 96-95  
 Mar. 13 @ Chesapeake Energy Arena, Rockets 104-103

### Series Information

**Current Streak:** Rockets, Won 2  
**Current Home Streak:** Won 1  
**Current Road Streak:** Won 1  
**Longest Winning Streak:** 13 (Jan. 3, 2007-Dec. 19, 2009)  
**Longest Losing Streak:** 9 (Apr. 16, 1994-Apr. 15, 1996)  
**Biggest Winning Margin:** 40 (113-73; Apr. 13, 1997)  
**Biggest Losing Margin:** 56 (136-80; Dec. 6, 1986)  
**Most Points Scored:** 148 (Nov. 14, 1989)  
**Most Points Allowed:** 143 (Nov. 15, 1980)  
**Fewest Points Scored:** 79 (Apr. 4, 2008)  
**Fewest Points Allowed:** 66 (Apr. 4, 2008)

### 2011-2012 Rockets vs. Thunder

PLAYER	G-GS	MIN	FIELD GOALS		3-POINT FG		FT-FTA	PCT	REBOUNDS			AST	PF-DQ	STL	TO	BLK	PTS	AVG
			FG-FGA	PCT	FG-FGA	PCT			OFF	DEF	TOT							
Martin	3-3	104	18-38	.474	6-13	.462	19-19	1.000	1	9	10	9	7-0	2	5	0	61	20.3
Scola	4-4	131	30-75	.400	0-0	---	11-13	.846	8	10	18	6	12-0	1	7	1	71	17.8
Lee	2-1	54	8-14	.571	4-8	.500	3-3	1.000	0	4	4	4	5-0	4	2	1	23	11.5
Dragic	4-3	125	16-35	.457	5-15	.333	8-12	.667	2	12	14	26	6-0	5	9	0	45	11.3
Lowry	1-1	35	5-12	.417	1-5	.200	0-0	---	1	3	4	9	3-0	2	2	0	11	11.0
Parsons	4-3	121	19-40	.475	4-13	.308	1-4	.250	8	18	26	11	11-0	7	6	2	43	10.6
Patterson	4-0	91	18-40	.450	0-0	---	2-2	1.000	6	12	18	3	5-0	1	1	4	38	9.5
Williams	2-0	35	6-12	.500	2-3	.667	2-4	.500	1	4	5	0	4-0	0	1	1	16	8.0
Camby (TOT)	2-2	50	6-14	.429	0-0	---	3-4	.750	10	10	20	6	4-0	1	0	0	15	7.5
Adrien	1-0	9	3-4	.750	0-0	---	1-2	.500	2	3	5	0	0-0	0	0	0	7	7.0
Budinger	4-1	68	11-26	.423	4-10	.400	1-3	.333	1	10	11	3	5-0	3	6	0	27	6.8
Hill	3-1	48	7-11	.636	0-0	---	4-4	1.000	4	5	9	2	6-0	1	4	3	18	6.0
Dalembert	4-3	98	7-22	.318	0-0	---	4-4	1.000	12	18	30	2	9-0	6	3	8	18	4.5
Flynn	3-0	41	4-12	.333	0-2	.000	3-4	.750	1	4	5	12	6-0	1	1	0	11	3.7
ROCKETS	4	960	152-341	.446	26-69	.377	59-74	.797	47	112	159	87	79-0	33	50	20	389	97.3
THUNDER	4	960	153-332	.461	28-81	.346	71-87	.816	52	123	175	77	70-0	21	65	18	405	101.3

### 2011-2012 Thunder vs. Rockets

PLAYER	G-GS	MIN	FIELD GOALS		3-POINT FG		FT-FTA	PCT	REBOUNDS			AST	PF-DQ	STL	TO	BLK	PTS	AVG
			FG-FGA	PCT	FG-FGA	PCT			OFF	DEF	TOT							
Durant	4-4	139	40-85	.471	8-24	.333	26-30	.867	4	29	33	10	7-0	4	14	2	114	28.5
Westbrook	4-4	140	34-75	.453	2-11	.182	15-18	.833	5	14	19	19	9-0	2	14	0	85	21.3
Harden	4-0	121	23-48	.479	10-23	.435	16-18	.889	0	12	12	17	10-0	3	12	0	72	18.0
Ibaka	4-4	89	12-24	.500	1-1	1.000	6-6	1.000	13	15	28	5	4-0	3	3	11	31	7.8
Mohammed	4-0	72	14-28	.500	0-0	---	3-4	.750	10	13	23	2	7-0	1	0	2	31	7.8
Collison	4-0	104	11-17	.647	0-0	---	3-8	.375	11	10	21	6	8-0	3	4	1	25	6.3
Fisher (TOT)	1-1	21	2-4	.500	0-0	---	2-2	1.000	0	3	3	7	3-0	0	2	0	6	6.0
Jackson	3-0	25	3-8	.375	3-4	.750	2-2	1.000	0	0	0	5	0-0	1	2	0	11	3.7
Perkins	4-4	113	7-15	.467	0-0	---	0-0	---	8	14	22	7	11-0	2	9	2	14	3.5
Cook	4-2	63	4-15	.267	2-10	.200	0-0	---	1	6	7	1	3-0	1	2	0	10	2.5
Ivey	2-0	27	2-3	.667	1-2	.500	0-0	---	0	2	2	0	3-0	0	0	0	5	2.5
Maynor	2-0	28	2-7	.286	1-4	.250	0-0	---	0	3	3	3	4-0	1	1	0	5	2.5
Sefolosha	2-2	37	1-6	.167	0-2	.000	0-1	.000	0	5	5	2	4-0	0	1	0	2	1.0
Aldrich	1-0	2	0-0	---	0-0	---	0-0	---	0	0	0	0	0-0	0	0	0	0	0.0
Hayward	1-0	2	0-1	.000	0-0	---	0-0	---	0	0	0	0	0-0	0	0	0	0	0.0
THUNDER	4	960	153-332	.461	28-81	.346	71-87	.816	52	123	175	77	70-0	21	65	18	405	101.3
ROCKETS	4	960	152-341	.446	26-69	.377	59-74	.797	47	112	159	87	79-0	33	50	20	389	97.3



## Orlando Magic

8701 Maitland Summit Boulevard  
Orlando, FL 32810  
(407) 916-2400



Jacque Vaughn

### Directory

**Senior Chairman** ..... Rich DeVos  
**Chairman** ..... Dan DeVos  
**General Manager** ..... Rob Hennigan  
**Head Coach** ..... Jacques Vaughn  
**Assistant Coaches** ..... James Borrego, Wes Unseld Jr.,  
Brett Gunning, Laron Profit, Luke Stuckey  
**Head Athletic Trainer** ..... Keon Weise  
**Sr. Vice President, Communications** ..... Joel Glass

### General Information

**2011-2012 Record** ..... 37-29, 3rd Southeast  
**Home Arena** ..... Amway Center (18,846)  
**Team Colors** ..... Blue, Silver, Black  
**Radio** ..... WDBO 96.5 FM/580 AM, EIOrlandoMagic.com  
Dennis Neumann, Richie Aduabato, Joey Colon  
**Television** ..... FOX Sports Florida  
David Steele, Matt Guokas

### 2012-2013 Schedule vs. Rockets

Fri., Mar. 1 @ Amway Center, 6:00 p.m.  
Mon., Apr. 1 @ Toyota Center, 7:00 p.m.

### All-Time Series Record

**Regular Season:** 22-25

Home: 13-10 Toyota Center: 4-4  
Road: 9-15 Amway Arena: 9-13  
Neutral: 0-0 Amway Center: 0-2  
**Playoffs:** 4-0 (1995 - winning the series)  
Home: 2-0 Toyota Center: 0-0  
Road: 2-0 Amway Center: 0-0

### 2011-2012 Results (Magic 1-0)

Dec. 26 @ Amway Center, Magic 104-95

### Series Information

**Current Streak:** Magic, Won 5  
**Current Home Streak:** Lost 2  
**Current Road Streak:** Lost 3  
**Longest Winning Streak:** 6 (Jan. 8, 2003-Jan. 24, 2005)  
**Longest Losing Streak:** 12 (Nov. 23, 1994-Feb. 16, 2001)  
**Biggest Winning Margin:** 24 (119-95; Mar. 14, 1991)  
**Biggest Losing Margin:** 32 (114-82; Mar. 30, 1991)  
**Most Points Scored:** 146 (Apr. 8, 1990)  
**Most Points Allowed:** 126 (Dec. 20, 1990)  
**Fewest Points Scored:** 74 (2x: last Nov. 8, 2005)  
**Fewest Points Allowed:** 76 (Nov. 8, 2005)

### 2011-2012 Rockets vs. Magic

PLAYER	G-GS	MIN	FIELD GOALS		3-POINT FG		FT-FTA	PCT	REBOUNDS			AST	PF-DQ	STL	TO	BLK	PTS	AVG
			FG-FGA	PCT	FG-FGA	PCT			OFF	DEF	TOT							
Lowry	1-1	36	5-12	.417	1-6	.167	9-10	.900	1	6	7	12	5-0	1	3	1	20	20.0
Scola	1-1	38	8-18	.444	0-0	---	3-4	.750	3	4	7	3	3-0	0	1	0	19	19.0
Lee	1-0	24	6-10	.600	2-3	.667	1-1	1.000	0	3	3	1	0-0	1	0	15	15.0	
Williams	1-0	27	5-12	.417	2-5	.400	1-2	.500	0	6	6	2	0-0	0	0	13	13.0	
Dalembert	1-0	20	5-6	.833	0-0	---	0-0	---	2	3	5	0	0-0	2	1	3	10	10.0
Hill	1-1	20	3-3	1.000	0-0	---	0-0	---	4	2	6	1	2-0	0	1	1	6	6.0
Dragic	1-0	12	2-4	.500	1-2	.500	0-0	---	1	2	3	4	0-0	0	0	5	5.0	
Martin	1-1	33	1-10	.100	0-6	.000	2-2	1.000	0	0	0	1	1-0	1	0	4	4.0	
Budinger	1-1	20	1-5	.200	0-3	.000	1-1	1.000	0	3	3	2	0-0	0	1	0	3	3.0
Camby (TOT)	1-1	13	1-4	.250	0-0	---	0-0	---	1	3	4	1	3-0	0	2	0	2	2.0
Adrien	1-0	7	0-0	---	0-0	---	0-0	---	0	1	1	0	4-0	0	1	0	0	0.0
Morris	1-0	4	0-2	.000	0-2	.000	0-0	---	0	0	0	0	2-0	0	0	0	0	0.0
ROCKETS	1	240	36-82	.439	6-27	.222	17-20	.850	11	30	41	26	17-0	4	10	5	95	95.0
MAGIC	1	240	44-83	.530	9-22	.409	7-10	.700	6	29	35	19	15-0	1	11	4	104	104.0

### 2011-2012 Magic vs. Rockets

PLAYER	G-GS	MIN	FIELD GOALS		3-POINT FG		FT-FTA		REBOUNDS			AST	PF-DQ	STL	TO	BLK	PTS	AVG
			FG-FGA	PCT	FG-FGA	PCT	PCT	PCT	OFF	DEF	TOT							
Turkoglu	1-1	35	10-14	.714	3-4	.750	0-0	---	1	5	6	4	1-0	0	3	0	23	23.0
Howard	1-1	37	9-15	.600	0-0	---	3-5	.600	0	5	7	3	2-0	0	2	3	21	21.0
Redrick	1-0	28	8-12	.667	3-4	.750	1-1	1.000	0	2	2	2	1-0	0	0	20	20.0	
Davis	1-0	21	5-11	.455	0-0	---	3-4	.750	1	3	4	0	3-0	0	1	0	13	13.0
J. Richardson	1-1	33	5-8	.625	0-2	.000	0-0	---	0	3	3	1	3-0	0	2	0	10	10.0
Anderson	1-1	28	3-9	.333	2-8	.250	0-0	---	2	3	5	1	2-0	0	0	1	8	8.0
Duhon	1-0	18	2-4	.500	1-1	1.000	0-0	---	0	1	1	2	2-0	0	1	0	5	5.0
Nelson	1-1	30	1-6	.167	0-1	.000	0-0	---	0	3	3	6	1-0	1	2	0	2	2.0
Wafer	1-0	8	1-4	.250	0-2	.000	0-0	---	0	4	4	0	0-0	0	0	0	2	2.0
Harper	1-0	1	0-0	---	0-0	---	0-0	---	0	0	0	0	0-0	0	0	0	0	0.0
MAGIC	1	240	44-83	.530	9-22	.409	7-10	.700	6	29	35	19	15-0	1	11	4	104	104.0
ROCKETS	1	240	36-82	.439	6-27	.222	17-20	.850	11	30	41	26	17-0	4	10	5	95	95.0



## Philadelphia 76ers

3 Crescent Drive  
Suite 300  
Philadelphia, PA 19112  
(215) 339-7666



Doug Collins

### Directory

**Managing Owner** ..... Josh Harris  
**Co-Managing Owner** ..... David Blitzer  
**President, Basketball Operations** ..... Rod Thorn  
**Head Coach** ..... Doug Collins  
**Associate Head Coach** ..... Michael Curry  
**Assistant Coaches** ..... Brian James, Aaron McKie, Jeff Capel  
**Head Athletic Trainer** ..... Kevin Johnson  
**Director, Public Relations** ..... Mike Preston

### General Information

**2011-2012 Record** ..... 35-31, 3rd Atlantic  
**Home Arena** ..... Wells Fargo Center (20,328)  
**Team Colors** ..... Red, White, Blue  
**Radio** ..... The Fanatic 97.5 FM/950 AM  
Tom McGinnis  
**Television** ..... Comcast SportsNet, The Comcast Network  
Marc Zumoff, Malik Rose

### 2012-2013 Schedule vs. Rockets

Wed., Dec. 19 @ Toyota Center, 7:00 p.m.  
Sat., Jan. 12 @ Wells Fargo Center, 6:30 p.m.

### All-Time Series Record

**Regular Season:** 63-66

Home: 38-25 Toyota Center: 4-5  
Road: 22-38 Wells Fargo Center: 9-5  
Neutral: 3-3

**Playoffs:** 2-4 (1977 - losing the series)

Home: 1-2 Toyota Center: 0-0  
Road: 1-2 Wells Fargo Center: 0-0

### 2011-2012 Results (Rockets 1-0)

Feb. 22 @ Toyota Center, Rockets 93-87

### Series Information

**Current Streak:** Rockets, Won 1  
**Current Home Streak:** Won 1  
**Current Road Streak:** Lost 1  
**Longest Winning Streak:** 11 (Feb. 20, 1992-Jan. 10, 1997)  
**Longest Losing Streak:** 5 (3x: last Dec. 28, 1982-Jan. 11, 1985)  
**Biggest Winning Margin:** 50 (124-74; Mar. 18, 2007)  
**Biggest Losing Margin:** 33 (134-101; Mar. 5, 1968)  
**Most Points Scored:** 149 (Feb. 16, 1993)  
**Most Points Allowed:** 159 (Jan. 25, 1970)  
**Fewest Points Scored:** 73 (Dec. 8, 1999)  
**Fewest Points Allowed:** 66 (Nov. 17, 2003)

### 2011-2012 Rockets vs. 76ers

PLAYER	G-GS	MIN	FIELD GOALS		3-POINT FG		FT-FTA	PCT	REBOUNDS			AST	PF-DQ	STL	TO	BLK	PTS	AVG
			FG-FGA	PCT	FG-FGA	PCT			OFF	DEF	TOT							
Scola	1-1	34	8-16	.500	0-0	---	3-4	.750	2	8	10	1	3-0	0	1	0	19	19.0
Martin	1-1	36	5-12	.417	2-6	.333	4-4	1.000	0	2	2	3	3-0	0	3	0	16	16.0
Lowry	1-1	37	5-11	.455	0-3	.000	3-4	.750	0	8	8	5	4-0	0	3	1	13	13.0
Parsons	1-1	26	5-8	.625	2-4	.500	0-0	---	1	2	3	1	3-0	0	3	0	12	12.0
Patterson	1-0	26	5-9	.556	0-0	---	2-2	1.000	0	3	3	0	4-0	0	0	0	12	12.0
Dragic	1-0	23	5-9	.556	1-3	.333	0-0	---	0	2	2	3	1-0	1	1	0	11	11.0
Camby (TOT)	1-1	29	2-7	.286	0-0	---	2-2	1.000	4	9	13	6	1-0	0	1	2	6	6.0
Daniels	1-1	28	2-6	.333	0-0	---	1-2	.500	1	7	8	2	3-0	0	1	1	5	5.0
Lee	1-0	24	1-5	.200	0-2	.000	3-4	.750	0	1	1	1	0-0	1	0	0	5	5.0
Budinger	1-0	6	0-2	.000	0-0	---	0-0	---	0	1	1	0	0-0	0	1	0	0	0.0
<b>ROCKETS</b>	<b>1</b>	<b>240</b>	<b>36-78</b>	<b>.462</b>	<b>5-18</b>	<b>.278</b>	<b>16-20</b>	<b>.800</b>	<b>4</b>	<b>34</b>	<b>38</b>	<b>16</b>	<b>21-0</b>	<b>3</b>	<b>14</b>	<b>2</b>	<b>93</b>	<b>93.0</b>
<b>76ERS</b>	<b>1</b>	<b>240</b>	<b>33-82</b>	<b>.402</b>	<b>0-9</b>	<b>.000</b>	<b>21-27</b>	<b>.778</b>	<b>10</b>	<b>30</b>	<b>40</b>	<b>12</b>	<b>18-1</b>	<b>10</b>	<b>13</b>	<b>5</b>	<b>87</b>	<b>87.0</b>

### 2011-2012 76ers vs. Rockets

PLAYER	G-GS	MIN	FIELD GOALS		3-POINT FG		FT-FTA	PCT	REBOUNDS			AST	PF-DQ	STL	TO	BLK	PTS	AVG
			FG-FGA	PCT	FG-FGA	PCT			OFF	DEF	TOT							
Vucevic	1-0	28	8-12	.667	0-0	---	2-2	1.000	5	3	8	1	1-0	1	3	3	18	18.0
Williams	1-0	34	4-13	.308	0-1	.000	9-11	.818	0	6	6	2	1-0	0	3	0	17	17.0
T. Young	1-0	32	6-13	.462	0-0	---	3-5	.600	1	3	4	2	6-1	0	3	1	15	15.0
Meeks	1-1	34	5-11	.455	0-4	.000	4-4	1.000	1	3	4	0	0-1	0	1	0	14	14.0
Iguodala	1-1	37	4-12	.333	0-1	.000	3-5	.600	0	4	4	4	3-0	5	2	0	11	11.0
Holiday	1-1	22	3-9	.333	0-3	.000	0-0	---	1	1	2	2	4-0	1	1	1	6	6.0
Allen	1-1	17	2-5	.400	0-0	---	0-0	---	1	5	6	1	3-0	2	1	0	4	4.0
Turner	1-0	19	1-6	.167	0-0	---	0-0	---	0	3	3	0	0-0	0	0	0	2	2.0
Battie	1-1	18	0-1	.000	0-0	---	0-0	---	1	2	3	0	0-0	0	0	0	0	0.0
S. Young (TOT)	1-0	3	0-1	.000	0-0	---	0-0	---	0	1	1	0	0-0	0	0	0	0	0.0
<b>76ERS</b>	<b>1</b>	<b>240</b>	<b>33-82</b>	<b>.402</b>	<b>0-9</b>	<b>.000</b>	<b>21-27</b>	<b>.778</b>	<b>10</b>	<b>30</b>	<b>40</b>	<b>12</b>	<b>18-1</b>	<b>10</b>	<b>13</b>	<b>5</b>	<b>87</b>	<b>87.0</b>
<b>ROCKETS</b>	<b>1</b>	<b>240</b>	<b>36-78</b>	<b>.462</b>	<b>5-18</b>	<b>.278</b>	<b>16-20</b>	<b>.800</b>	<b>4</b>	<b>34</b>	<b>38</b>	<b>16</b>	<b>21-0</b>	<b>3</b>	<b>14</b>	<b>2</b>	<b>93</b>	<b>93.0</b>



## Phoenix Suns

201 E. Jefferson Street  
Phoenix, AZ 85004  
(602) 379-7900



Alvin Gentry

### Directory

**Managing Partner** ..... Robert Sarver  
**President, Basketball Operations** ..... Lon Babby  
**General Manager** ..... Lance Blanks  
**Head Coach** ..... Alvin Gentry  
**Assistant Coaches** ..... Elston Turner, Dan Majerle,  
Igor Kokoskov, Noel Gillespie  
**Head Athletic Trainer** ..... Aaron Nelson  
**Vice President, Basketball Communications** ..... Julie Fie

### General Information

**2011-2012 Record** ..... 33-33, 3rd Pacific  
**Home Arena** ..... US Airways Center (18,422)  
**Team Colors** ..... Purple, Orange, Black  
**Radio** ..... KTAR 620 AM, KSUN 1400 AM  
Al McCoy, Tim Kempton,  
Ivan Valenzuela, Arturo Ochoa  
**Television** ..... FOX Sports Arizona  
Steve Albert, Eddie Johnson, Ann Meyers Drysdale

### 2012-2013 Schedule vs. Rockets

Sat., Mar. 9 @ US Airways Center, 8:00 p.m.  
Wed., Mar. 13 @ Toyota Center, 7:00 p.m.  
Tue., Apr. 9 @ Toyota Center, 7:00 p.m.  
Mon., Apr. 15 @ US Airways Center, 9:00 p.m.

### All-Time Series Record

**Regular Season:** 86-102  
Home: 55-39 Toyota Center: 6-11  
Road: 30-63 US Airways Center: 15-23  
Neutral: 1-0  
**Playoffs:** 8-6 (1994, 1995 - winning both series)  
Home: 4-3 Toyota Center: 0-0  
Road: 4-3 US Airways Center: 4-3

### 2011-2012 Results (Even 2-2)

Feb. 3 @ Toyota Center, Rockets 99-81  
Feb. 9 @ US Airways Center, Rockets 96-89  
Mar. 18 @ US Airways Center, Suns 99-86  
Apr. 13 @ Toyota Center, Suns 112-105

### Series Information

**Current Streak:** Suns, Won 2  
**Current Home Streak:** Lost 1  
**Current Road Streak:** Lost 1  
**Longest Winning Streak:** 5 (Dec. 6, 1968-Feb. 7, 1969)  
**Longest Losing Streak:** 7 (2x: last Apr. 1, 2009-Mar. 8, 2011)  
**Biggest Winning Margin:** 27 (131-104; Feb. 25, 1993)  
**Biggest Losing Margin:** 34 (109-75; Feb. 16, 2006)  
**Most Points Scored:** 141 (Mar. 15, 1969)  
**Most Points Allowed:** 146 (Mar. 9, 1969)  
**Fewest Points Scored:** 71 (Apr. 25, 1999)  
**Fewest Points Allowed:** 75 (Mar. 16, 2003)

### 2011-2012 Rockets vs. Suns

PLAYER	G-GS	MIN	FIELD GOALS		3-POINT FG		FT-FTA	PCT	REBOUNDS			PF-DQ	STL	TO	BLK	PTS	AVG	
			FG-FGA	PCT	FG-FGA	PCT			OFF	DEF	TOT							
Scola	4-4	106	29-63	.460	0-0	---	11-13	.846	16	11	27	4	9-0	0	4	1	69	17.3
Dragic	4-2	125	19-38	.500	3-10	.300	18-20	.900	2	7	9	29	15-0	8	14	0	59	14.8
Budinger	4-0	126	16-38	.421	6-15	.400	10-11	.909	5	21	26	9	6-0	2	3	0	48	12.0
Patterson	4-0	91	21-39	.538	0-0	---	3-4	.750	4	14	18	4	5-0	3	7	4	45	11.3
Lowry	3-2	75	8-22	.364	4-10	.400	10-11	.909	3	7	10	17	6-0	4	5	2	30	10.0
Martin	2-2	31	7-11	.636	1-5	.200	3-3	1.000	0	2	2	1	2-0	2	3	0	18	9.0
Lee	4-2	128	14-40	.350	2-13	.154	2-2	1.000	3	12	15	7	9-0	4	6	2	32	8.0
Hill	2-0	47	5-10	.500	0-0	---	4-4	1.000	2	7	9	1	3-0	1	2	3	14	7.0
Camby (TOT)	4-3	98	12-33	.364	0-1	.000	1-4	.250	19	38	57	10	7-0	5	2	5	25	6.3
Camby (HOU)	2-1	51	11-24	.458	0-1	.000	0-2	.000	10	16	26	5	2-0	3	0	3	22	11.0
Dalembert	4-3	58	10-25	.400	0-0	---	4-4	1.000	4	13	17	1	5-0	0	4	3	24	6.0
Parsons	4-4	107	11-26	.423	1-5	.200	0-4	.000	3	15	18	6	12-1	1	9	2	23	5.8
Morris	1-0	11	1-3	.333	0-1	.000	0-0	---	0	0	0	0	1-0	1	0	0	2	2.0
Fortson (HOU)	1-0	6	0-2	.000	0-1	.000	0-0	---	1	2	3	2	0-0	0	1	0	0	0.0
ROCKETS	4	960	152-341	.446	17-61	.279	65-78	.833	53	127	180	86	75-1	29	59	20	386	96.5
SUNS	4	960	147-319	.461	28-84	.333	59-82	.720	32	121	153	92	72-0	31	55	18	381	95.3

### 2011-2012 Suns vs. Rockets

PLAYER	G-GS	MIN	FIELD GOALS		3-POINT FG		FT-FTA	PCT	REBOUNDS			PF-DQ	STL	TO	BLK	PTS	AVG	
			FG-FGA	PCT	FG-FGA	PCT			OFF	DEF	TOT							
Gortad	4-4	141	29-45	.644	0-0	---	8-16	.500	8	5	13	0	9-0	6	7	8	66	16.5
Redd	4-0	64	20-37	.541	6-14	.429	8-10	.800	1	5	6	3	1-0	1	2	0	54	13.5
Dudley	4-4	117	19-40	.475	7-15	.467	7-9	.778	5	7	12	7	13-0	6	1	0	52	13.0
Frye	4-4	119	19-43	.442	7-21	.333	6-7	.857	4	20	24	6	10-0	3	4	5	51	12.8
Nash	4-4	125	15-26	.577	3-8	.375	9-9	1.000	1	10	11	43	4-0	3	14	0	42	10.5
Brown	3-1	68	11-29	.379	1-6	.167	4-4	1.000	1	5	6	3	4-0	0	3	0	27	9.0
Hill	4-3	110	12-33	.364	1-4	.250	7-12	.583	1	16	17	14	7-0	3	7	0	32	8.0
Telfair	4-0	65	8-20	.400	3-9	.333	2-4	.500	1	3	4	7	10-0	4	6	0	21	5.3
Morris	4-0	58	7-22	.318	0-4	.000	6-9	.667	2	10	12	5	5-0	2	4	2	20	5.0
Lopez	4-0	42	6-14	.429	0-0	---	2-2	1.000	7	4	11	0	5-0	1	2	3	14	3.5
Childress	2-0	29	1-5	.200	0-3	.000	0-0	---	1	2	3	2	1-0	0	0	0	2	1.0
Price	1-0	15	0-2	.000	0-0	---	0-0	---	0	1	1	1	3-0	2	1	0	0	0.0
Warrick	1-0	6	0-3	.000	0-0	---	0-0	---	0	0	0	1	0-0	0	0	0	0	0.0
SUNS	4	960	147-319	.461	28-84	.333	59-82	.720	32	121	153	92	72-0	31	55	18	381	95.3
ROCKETS	4	960	152-341	.446	17-61	.279	65-78	.833	53	127	180	86	75-1	29	59	20	386	96.5





## Portland Trail Blazers

One Center Court  
Suite 200  
Portland, OR 97227  
(503) 234-9291



Terry Stotts

### Directory

**Owner** ..... Paul Allen  
**General Manager** ..... Neil Olshey  
**Head Coach** ..... Terry Stotts  
**Assistant Coaches** ..... Kaleb Canales, Jay Triano,  
David Vanterpool, Kim Hughes, Dale Osbourne  
**Director of Medical Services** ..... Jay Jensen  
**Head Athletic Trainer** ..... Geoff Clark  
**Senior Director, Communications** ..... Jim Taylor

### General Information

**2011-2012 Record** ..... 28-38, 4th Northwest  
**Home Arena** ..... The Rose Garden (19,980)  
**Team Colors** ..... Scarlet, Black, White  
**Radio** ..... Newsradio 1190 AM, 102.3 KEX  
Brian Wheeler, Antonio Harvey  
**Television** ..... KGW (Ch. 8), Comcast SportsNet  
Mike Barrett, Mike Rice

### 2012-2013 Schedule vs. Rockets

Sat., Nov. 3 @ Toyota Center, 7:00 p.m.  
Fri., Nov. 16 @ The Rose Garden, 9:00 p.m.  
Fri., Feb. 8 @ Toyota Center, 7:00 p.m.  
Fri., Apr. 5 @ The Rose Garden, 9:00 p.m.

### All-Time Series Record

**Regular Season:** 95-76

Home: 54-30 Toyota Center: 13-2  
Road: 39-46 The Rose Garden: 16-16  
Neutral: 2-0

**Playoffs:** 10-4 (1987, 1994, 2009 - winning all three series)

Home: 7-0 Toyota Center: 3-0  
Road: 3-4 The Rose Garden: 1-2

### 2011-2012 Results (Rockets 3-0)

Jan. 14 @ Toyota Center, Rockets 107-105 (OT)  
Feb. 8 @ The Rose Garden, Rockets 103-96  
Apr. 9 @ The Rose Garden, Rockets 94-89

### Series Information

**Current Streak:** Rockets, Won 4  
**Current Home Streak:** Won 1  
**Current Road Streak:** Won 3  
**Longest Winning Streak:** 9 (Dec. 9, 2003-Mar. 5, 2006)  
**Longest Losing Streak:** 9 (Nov. 11, 1982-Mar. 31, 1984)  
**Biggest Winning Margin:** 30 (99-69; Jan. 26, 2007)  
**Biggest Losing Margin:** 40 (111-71; Mar. 7, 1999)  
**Most Points Scored:** 136 (Nov. 16, 1970)  
**Most Points Allowed:** 141 (Mar. 16, 1973)  
**Fewest Points Scored:** 66 (Apr. 8, 2003)  
**Fewest Points Allowed:** 69 (Jan. 26, 2007)

### 2011-2012 Rockets vs. Trail Blazers

PLAYER	G-GS	MIN	FIELD GOALS		3-POINT FG		FT-FTA	PCT	REBOUNDS				AST	PF-DQ	STL	TO	BLK	PTS	AVG
			FG-FGA	PCT	FG-FGA	PCT			OFF	DEF	TOT								
Lowry	3-2	97	23-42	.548	6-10	.600	6-7	.857	2	12	14	17	10-0	6	12	1	58	19.3	
Budinger	3-0	97	20-41	.488	8-20	.400	7-8	.875	4	8	12	5	4-0	3	2	0	55	18.3	
Martin	2-2	65	10-27	.370	0-9	.000	12-13	.923	0	5	5	5	7-0	2	4	0	32	16.0	
Lee	2-1	58	11-17	.647	6-7	.857	0-0	---	0	7	7	6	2-0	1	2	1	28	14.0	
Dragic	3-1	72	11-25	.440	4-8	.500	9-15	.600	0	6	6	11	8-0	7	8	0	35	11.7	
Scola	3-3	93	15-32	.469	0-0	---	0-0	---	6	13	19	7	10-0	0	12	2	30	10.0	
Camby (HOU)	1-1	26	4-11	.364	1-1	1.000	0-0	---	2	9	11	3	3-0	0	1	1	9	9.0	
Hill	2-0	37	6-10	.600	0-0	---	2-4	.500	2	9	11	3	2-0	0	1	2	14	7.0	
Patterson	3-0	73	9-16	.563	0-0	---	1-3	.333	7	7	14	4	6-0	2	3	1	19	6.3	
Parsons	3-3	73	5-20	.250	0-5	.000	3-4	.750	3	11	14	3	9-0	4	3	2	13	4.3	
Dalember	3-2	55	3-10	.300	0-0	---	5-6	.833	9	9	18	4	10-1	3	5	2	11	3.7	
Thomas (TOT)	1-0	2	0-0	---	0-0	---	0-0	---	1	0	1	0	0-0	0	0	0	0	0.0	
ROCKETS	3	745	117-251	.466	25-60	.417	45-60	.750	35	96	131	68	71-1	28	56	12	304	101.3	
TRAIL BLAZERS	3	745	105-247	.425	22-65	.338	58-72	.806	36	80	116	57	64-0	30	46	23	290	96.7	

### 2011-2012 Trail Blazers vs. Rockets

PLAYER	G-GS	MIN	FIELD GOALS		3-POINT FG		REBOUNDS							AST	PF-DQ	STL	TO	BLK	PTS	AVG
			FG-FGA	PCT	FG-FGA	PCT	FT-FTA	PCT	OFF	DEF	TOT									
Batum	2-0	66	12-20	.600	8-10	.800	7-8	.875	5	5	10	2	8-0	1	5	5	39	19.5		
Aldridge	3-3	124	19-50	.380	1-1	1.000	16-20	.800	9	12	21	9	8-0	6	5	6	55	18.3		
Crawford	3-1	96	15-41	.366	6-14	.429	14-14	1.000	3	7	10	13	9-0	8	7	2	50	16.7		
Wallace	2-2	76	12-23	.522	1-6	.167	5-7	.714	5	12	17	7	6-0	2	7	0	30	15.0		
Felton	3-3	104	16-34	.471	2-12	.167	2-5	.400	1	5	6	19	9-0	3	10	2	36	12.0		
Hickson (TOT)	2-1	59	9-19	.474	0-1	.000	2-2	1.000	6	11	17	5	5-0	0	2	3	20	10.0		
Hickson (POR)	1-0	32	5-11	.455	0-1	.000	2-2	1.000	5	5	10	3	3-0	0	2	2	12	12.0		
Matthews	3-3	106	9-30	.300	3-15	.200	8-8	1.000	3	8	11	1	7-0	3	2	0	29	9.7		
Babbitt	1-0	22	3-7	.429	1-4	.250	1-2	.500	0	3	3	0	1-0	1	1	0	8	8.0		
Przybylla	1-1	20	3-5	.600	0-0	---	0-0	---	0	5	5	0	1-0	0	1	2	6	6.0		
C. Smith	2-0	20	4-7	.571	0-0	---	3-6	.500	1	3	4	1	1-0	1	1	2	11	5.5		
Thomas	2-1	35	5-11	.455	0-0	---	0-0	---	1	9	10	1	4-0	1	0	1	10	5.0		
Flynn (POR)	1-0	4	2-5	.400	0-1	.000	0-0	---	1	0	1	0	0-0	0	2	0	4	4.0		
Camby	1-1	18	0-0	---	0-0	---	0-0	---	1	4	5	0	1-0	2	1	0	0	0.0		
N. Smith	2-0	20	0-3	.000	0-1	.000	0-0	---	1	1	2	1	5-0	1	2	1	0	0.0		
Thabeet (POR)	1-0	3	0-0	---	0-0	---	0-0	---	0	1	1	0	1-0	0	0	0	0	0.0		
TRAIL BLAZERS	3	745	105-247	.425	22-65	.338	58-72	.806	36	80	116	57	64-0	30	46	23	290	96.7		
ROCKETS	3	745	117-251	.466	25-60	.417	45-60	.750	35	96	131	68	71-1	28	56	12	304	101.3		



# Sacramento Kings

One Sports Parkway  
Sacramento, CA 95834  
(916) 928-0000



Keith Smart

## Directory

Ownership ..... Maloof Sports & Entertainment  
President, Basketball Operations ..... Geoff Petrie  
Vice President & GM, Basketball Operations ..... Wayne Cooper  
Head Coach ..... Keith Smart  
Assistant Coaches ..... Jim Ewen, Alex English,  
Bobby Jackson, Clifford Ray  
Director, Sports Medicine ..... Pete Youngman  
VP, Media Relations/Basketball Operations ..... Troy Hanson

## General Information

2011-2012 Record ..... 22-44, 5th Pacific  
Home Arena ..... Sleep Train Arena (17,317)  
Team Colors ..... Purple, Black, Silver  
Radio ..... KHTK 1140 AM  
Gary Gerould  
Television ..... Comcast SportsNet  
Grant Napear, Jerry Reynolds,  
Jim Gray, Bill Walton

## 2012-2013 Schedule vs. Rockets

Sun., Feb. 10 @ Sleep Train Arena, 8:00 p.m.  
Wed., Apr. 3 @ Sleep Train Arena, 9:00 p.m.  
Sun., Apr. 14 @ Toyota Center, 6:00 p.m.

## All-Time Series Record

Regular Season: 113-84

Home: 70-29 Toyota Center: 11-6  
Road: 42-53 Sleep Train Arena: 25-20  
Neutral: 1-2

Playoffs: 7-1 (1981, 1986 - winning both series)

Home: 4-0 Toyota Center: 0-0  
Road: 3-1 Sleep Train Arena: 0-0

## 2011-2012 Results (Rockets 3-0)

Jan. 13 @ Toyota Center, Rockets 103-89  
Mar. 26 @ Toyota Center, Rockets 113-106 (OT)  
Apr. 8 @ Power Balance Pavilion, Rockets 104-87

## Series Information

Current Streak: Rockets, Won 3  
Current Home Streak: Won 2  
Current Road Streak: Won 4  
Longest Winning Streak: 11 (Nov. 1, 1996-Mar. 28, 1999)  
Longest Losing Streak: 9 (Nov. 28, 2000-Dec. 1, 2002)  
Biggest Winning Margin: 40 (133-93; Dec. 12, 1995)  
Biggest Losing Margin: 36 (113-77; Nov. 19, 2001)  
Most Points Scored: 151 (Mar. 12, 1970)  
Most Points Allowed: 165 (Mar. 12, 1970)  
Fewest Points Scored: 74 (2x: last Nov. 28, 2003)  
Fewest Points Allowed: 77 (Nov. 2, 1998)

## 2011-2012 Rockets vs. Kings

PLAYER	G-GS	MIN	FIELD GOALS		3-POINT FG		FT-FTA		REBOUNDS			AST	PF-DQ	STL	TO	BLK	PTS	AVG
			FG-FGA	PCT	FG-FGA	PCT	FT-FTA	PCT	OFF	DEF	TOT							
Lee	2-2	79	16-31	.516	4-11	.364	5-5	1.000	1	3	4	2	4-0	5	2	2	41	20.5
Scola	3-3	96	22-48	.458	0-0	---	8-11	.727	12	21	33	13	9-0	3	7	0	52	17.3
Lowry	2-1	59	7-18	.389	3-9	.333	9-10	.900	2	5	7	16	4-0	2	2	0	26	13.0
Martin	1-1	39	5-15	.333	3-7	.429	0-0	---	1	4	5	4	3-0	0	1	0	13	13.0
Patterson	3-0	71	16-31	.516	0-0	---	6-6	1.000	7	10	17	1	4-0	0	1	1	38	12.7
Parsons	3-3	106	14-29	.483	2-9	.222	7-11	.636	3	13	16	9	5-0	5	4	1	37	12.3
Dragic	3-2	82	13-33	.394	3-13	.231	3-3	1.000	3	6	9	20	8-0	2	11	2	32	10.7
Budinger	3-0	67	12-26	.462	5-13	.385	2-2	1.000	2	13	15	5	5-0	2	4	1	31	10.3
Dalembert	3-2	79	14-26	.538	0-0	---	3-4	.750	13	18	31	1	10-0	1	4	7	31	10.3
Boykins	1-0	22	2-6	.333	0-0	---	6-6	1.000	0	1	1	5	1-0	1	3	0	10	10.0
Morris	1-0	1	1-1	1.000	1-1	1.000	0-0	---	0	0	0	0	0-0	0	0	0	3	3.0
Camby (TOT)	5-4	94	5-15	.333	0-0	---	2-7	.286	11	19	30	12	10-0	5	6	12	12	2.4
Camby (HOU)	2-1	33	3-5	.600	0-0	---	0-1	.000	3	8	11	2	3-0	1	1	4	6	3.0
Hill	1-0	11	0-2	.000	0-0	---	0-0	---	0	1	1	0	1-0	0	1	0	0	0.0
ROCKETS	3	745	125-271	.461	21-63	.333	49-59	.831	47	103	150	78	57-0	22	44	18	320	106.7
KINGS	3	745	106-246	.431	16-52	.308	54-79	.684	39	86	125	49	47-0	30	48	15	282	94.0

## 2011-2012 Kings vs. Rockets

PLAYER	G-GS	MIN	FIELD GOALS		3-POINT FG		FT-FTA		REBOUNDS			AST	PF-DQ	STL	TO	BLK	PTS	AVG
			FG-FGA	PCT	FG-FGA	PCT	FT-FTA	PCT	OFF	DEF	TOT							
Thorton	1-1	47	9-22	.409	3-7	.429	6-6	1.000	3	0	3	2	4-0	2	2	0	27	27.0
Cousins	3-3	93	20-41	.488	0-1	.000	11-20	.550	11	15	26	4	9-0	4	8	4	51	17.0
Williams (SAC)	2-0	49	11-23	.478	3-6	.500	6-11	.545	1	10	11	0	0-0	3	5	1	31	15.5
Evans	3-3	104	19-39	.487	1-3	.333	6-8	.750	1	9	10	11	3-0	10	11	1	45	15.0
Thomas	3-2	119	11-36	.306	4-11	.364	11-16	.688	3	11	14	17	7-0	3	7	1	37	12.3
Greene	3-1	61	9-19	.474	1-8	.125	6-6	1.000	3	12	15	0	5-0	1	1	3	25	8.3
Hickson	1-1	26	4-8	.500	0-0	---	0-0	---	1	6	7	2	2-0	0	0	1	8	8.0
Fredette	3-2	61	8-18	.444	3-8	.375	2-2	1.000	0	2	2	7	3-0	2	4	0	21	7.0
Garcia	2-0	26	5-10	.500	1-5	.200	0-0	---	0	0	0	2	2-0	1	0	1	11	5.5
Thompson	2-1	41	5-9	.556	0-0	---	1-2	.500	6	4	10	2	2-0	1	2	0	11	5.5
Whiteside	1-0	20	1-2	.500	0-0	---	2-2	1.000	4	6	10	0	2-0	1	1	2	4	4.0
Hayes	2-0	53	2-6	.333	0-0	---	2-4	.500	6	7	13	2	4-0	1	5	1	6	3.0
Salmons	2-1	35	2-11	.182	0-2	.000	0-0	---	0	4	4	0	2-0	1	1	0	4	2.0
Outlaw	2-0	9	0-2	.000	0-1	.000	1-2	.500	0	0	0	0	2-0	0	1	0	1	0.5
Honeycutt	1-0	1	0-0	---	0-0	---	0-0	---	0	0	0	0	0-0	0	0	0	0	0.0
KINGS	3	745	106-246	.431	16-52	.308	54-79	.684	39	86	125	49	47-0	30	48	15	282	94.0
ROCKETS	3	745	125-271	.461	21-63	.333	49-59	.831	47	103	150	78	57-0	22	44	18	320	106.7



# San Antonio Spurs

One AT&T Center  
San Antonio, TX 78219  
(210) 444-5500



Gregg Popovich

## Directory

**Chairman & CEO** ..... Peter M. Holt  
**President, Basketball Operations/Head Coach** ..... Gregg Popovich  
**President, Sports Franchises/General Manager** ..... R.C. Buford  
**Assistant General Manager** ..... Scott Layden  
**Assistant Coaches** ..... Mike Budenholzer, Brett Brown,  
Ime Udoka, Chip Engelland, Chad Forcier  
**Head Athletic Trainer** ..... Will Sevensen  
**Director, Basketball Communications** ..... Tom James

## General Information

**2011-2012 Record** ..... 50-16, 1st Southwest  
**Home Arena** ..... AT&T Center (18,581)  
**Team Colors** ..... Metallic Silver, Black  
**Radio** ..... WOAI 1200 AM, KCOR 1350 AM  
Bill Schoening, Paul Castro  
KENS (Ch. 5), KMYS (Ch. 35),  
FOX Sports Southwest  
**Television** ..... KENS (Ch. 5), KMYS (Ch. 35),  
FOX Sports Southwest  
Bill Land, Sean Elliott, Andrew Monaco

## 2012-2013 Schedule vs. Rockets

Fri., Dec. 7 @ AT&T Center, 7:30 p.m.  
Mon., Dec. 10 @ Toyota Center, 7:00 p.m.  
Fri., Dec. 28 @ AT&T Center, 7:30 p.m.  
Sun., Mar. 24 @ Toyota Center, 6:00 p.m.

## All-Time Series Record

**Regular Season:** 75-94

Home: 49-36 Toyota Center: 9-9  
Road: 26-58 AT&T Center: 4-16  
Neutral: 0-0

**Playoffs:** 10-6 (1980, 1981, 1995 - winning all three series)

Home: 4-4 Toyota Center: 0-0  
Road: 6-2 AT&T Center: 0-0

## 2011-2012 Results (Even 2-2)

Dec. 29 @ Toyota Center, Rockets 105-85  
Jan. 11 @ AT&T Center, Spurs 101-95 (OT)  
Jan. 21 @ Toyota Center, Rockets 105-102  
Feb. 1 @ AT&T Center, Spurs 99-91

## Series Information

**Current Streak:** Spurs, Won 1  
**Current Home Streak:** Won 3  
**Current Road Streak:** Lost 5  
**Longest Winning Streak:** 7 (Mar. 8, 1986-Mar. 12, 1987)  
**Longest Losing Streak:** 11 (Jan. 26, 1998-Feb. 3, 2001)  
**Biggest Winning Margin:** 34 (138-104; Jan. 20, 1984)  
**Biggest Losing Margin:** 38 (128-90; Jan. 15, 1982)  
**Most Points Scored:** 143 (Dec. 26, 1979)  
**Most Points Allowed:** 138 (Dec. 8, 1979)  
**Fewest Points Scored:** 67 (Dec. 11, 2003)  
**Fewest Points Allowed:** 67 (Jan. 15, 2005)

## 2011-2012 Rockets vs. Spurs

PLAYER	G-GS	MIN	FIELD GOALS		3-POINT FG		FT-FTA	PCT	REBOUNDS			AST	PF-DQ	STL	TO	BLK	PTS	AVG
			FG-FGA	PCT	FG-FGA	PCT			OFF	DEF	TOT							
Martin	4-4	137	37-74	.500	12-30	.400	11-13	.846	4	12	16	11	5-0	2	5	1	97	24.3
Lowry	4-4	145	23-52	.442	8-21	.381	13-16	.813	2	20	22	30	9-0	8	11	1	67	16.8
Scout	4-4	119	26-48	.542	0-1	.000	2-2	1.000	6	14	20	8	11-0	2	9	1	54	13.5
Lee	3-0	79	15-30	.500	3-10	.300	0-0	---	0	7	7	5	1-0	3	4	2	33	11.0
Patterson	3-0	74	16-28	.571	0-0	---	0-0	---	6	9	15	3	8-0	2	3	0	32	10.7
Dragic	4-0	92	14-30	.467	0-8	.000	4-6	.667	0	7	7	13	9-0	2	2	1	32	8.0
Dalembert	4-3	101	10-21	.476	0-0	---	6-6	1.000	10	15	25	1	15-0	4	8	14	26	6.5
Thabeet	1-0	4	3-3	1.000	0-0	---	0-0	---	1	1	2	0	0-0	0	0	0	6	6.0
Williams	1-0	22	2-4	.500	2-2	1.000	0-0	---	0	3	3	1	3-0	0	2	0	6	6.0
Parsons	4-3	87	9-26	.346	2-15	.133	1-2	.500	5	12	17	6	8-0	4	4	3	21	5.3
Hill	4-1	69	7-15	.467	0-1	.000	4-5	.800	9	18	27	0	11-0	1	4	0	18	4.5
Morris	1-0	7	1-4	.250	0-0	---	0-0	---	1	0	1	0	0-0	0	0	0	2	2.0
Budinger	3-1	40	1-4	.250	0-3	.000	0-0	---	0	8	8	0	1-0	0	1	0	2	0.7
Camby (TOT)	2-2	27	0-2	.000	0-0	---	0-0	---	2	6	8	2	2-0	2	4	2	0	0.0
Flynn	1-0	8	0-0	---	0-0	---	0-0	---	0	0	0	2	0-0	0	2	0	0	0.0
<b>ROCKETS</b>	4	985	164-339	.484	27-91	.297	41-50	.820	44	126	170	80	81-0	28	56	23	396	99.0
<b>SPURS</b>	4	985	154-355	.434	21-73	.288	58-83	.699	59	110	169	74	52-0	28	51	20	387	96.8

## 2011-2012 Spurs vs. Rockets

PLAYER	G-GS	MIN	FIELD GOALS		3-POINT FG		FT-FTA	PCT	REBOUNDS			AST	PF-DQ	STL	TO	BLK	PTS	AVG
			FG-FGA	PCT	FG-FGA	PCT			OFF	DEF	TOT							
Parker	4-4	145	36-76	.474	1-5	.200	15-18	.833	1	9	10	27	4-0	4	9	0	88	22.0
Jackson (TOT)	1-0	30	8-16	.500	3-6	.500	1-2	.500	0	1	1	3	1-0	2	1	1	20	20.0
Duncan	3-3	85	17-37	.459	0-0	---	12-18	.667	7	12	19	6	0-0	4	7	4	46	15.3
Splitter	4-0	97	21-30	.700	0-0	---	7-9	.778	6	23	29	11	9-0	3	6	4	49	12.3
Neal	3-0	80	14-31	.452	4-10	.400	1-2	.500	1	3	4	5	3-0	0	1	0	33	11.0
Blair	4-4	83	16-34	.471	0-0	---	7-11	.636	17	10	27	1	13-0	6	4	1	39	9.8
Bonner	4-1	101	10-27	.370	7-19	.368	7-9	.778	2	17	19	3	1-0	2	2	1	34	8.5
Ginobili	1-1	20	4-8	.500	0-2	.000	0-0	---	1	4	5	1	2-0	1	3	1	8	8.0
Leonard	4-3	109	13-37	.351	0-5	.000	4-8	.500	13	11	24	1	5-0	3	4	3	30	7.5
Jefferson	4-4	110	10-36	.278	6-17	.353	1-3	.333	3	8	11	6	6-0	3	2	2	27	6.8
Green	4-0	82	9-26	.346	2-11	.182	1-1	1.000	5	9	14	7	7-0	1	4	3	21	5.3
Anderson	3-0	38	2-8	.250	1-4	.250	3-4	.750	2	3	5	2	0-0	1	3	0	8	2.7
Dia (TOT)	2-1	51	2-15	.133	0-4	.000	0-0	---	1	7	8	6	5-0	2	5	2	4	2.0
Ford	1-0	7	1-1	.000	0-0	---	0-0	---	0	0	0	0	2-0	0	1	0	2	2.0
Joseph	2-0	28	1-4	.250	0-0	---	0-0	---	1	1	2	4	0-0	0	1	1	2	1.0
<b>SPURS</b>	4	985	154-355	.434	21-73	.288	58-83	.699	59	110	169	74	52-0	28	51	20	387	96.8
<b>ROCKETS</b>	4	985	164-339	.484	27-91	.297	41-50	.820	44	126	170	80	81-0	28	56	23	396	99.0



# Toronto Raptors

50 Bay Street, Suite 500  
Toronto, Ontario, Canada  
M5J 2L2  
(416) 815-5600



Dwane Casey

## Directory

**Chairman of the Board** ..... Larry Tanenbaum  
**President & General Manager** ..... Bryan Colangelo  
**Head Coach** ..... Dwane Casey  
**Assistant Coaches** ..... Johnny Davis, Tom Sterner,  
Scott Roth, Micah Nori,  
Eric Hughes  
**Head Athletic Trainer** ..... Scott McCullough  
**Director, Media Relations** ..... Jim LaBumard

## General Information

**2011-2012 Record** ..... 23-43, 4th Atlantic  
**Home Arena** ..... Air Canada Centre (19,800)  
**Team Colors** ..... Red, Black, Silver  
**Radio** ..... Sportsnet 590 AM The Fan  
Paul Jones, Eric Smith  
**Television** ..... TSN, TSN2, Sportsnet, Sportsnet ONE  
Matt Devlin, Leo Rautins,  
Jack Armstrong, Sherman Hamilton

## 2012-2013 Schedule vs. Rockets

Tue., Nov. 27 @ Toyota Center, 7:00 p.m.  
Sun., Dec. 16 @ Air Canada Centre, 12:00 p.m.

## All-Time Series Record

### Regular Season: 19-14

Home: 14-3 Toyota Center: 7-2  
Road: 5-11 Air Canada Centre: 3-10  
Neutral: 0-0

### Playoffs: Never Met

Home: 0-0 Toyota Center: 0-0  
Road: 0-0 Air Canada Centre: 0-0

## 2011-2012 Results (Even 1-1)

Feb. 28 @ Toyota Center, Rockets 88-85  
Mar. 7 @ Air Canada Centre, Raptors 116-98

## Series Information

**Current Streak:** Raptors, Won 1  
**Current Home Streak:** Won 5  
**Current Road Streak:** Lost 5  
**Longest Winning Streak:** 4 (Feb. 20, 1997-Mar. 25, 1999)  
**Longest Losing Streak:** 3 (Dec. 21, 2005-Feb. 28, 2007)  
**Biggest Winning Margin:** 30 (127-97; Nov. 20, 1997)  
**Biggest Losing Margin:** 21 (94-73; Jan. 2, 2009)  
**Most Points Scored:** 127 (Nov. 20, 1997)  
**Most Points Allowed:** 116 (Mar. 7, 2012)  
**Fewest Points Scored:** 73 (Jan. 2, 2009)  
**Fewest Points Allowed:** 76 (Nov. 2, 2002)

## 2011-2012 Rockets vs. Raptors

PLAYER	G-GS	MIN	FIELD GOALS		3-POINT FG		FT-FTA	PCT	REBOUNDS			AST	PF-DQ	STL	TO	BLK	PTS	AVG
			FG-FGA	PCT	FG-FGA	PCT			OFF	DEF	TOT							
Lowry	2-2	63	12-20	600	5-5	1.000	13-14	.929	1	5	6	9	7-0	0	6	0	42	21.0
Parsons	2-2	73	8-15	533	2-5	.400	7-10	.700	3	5	8	5	1-0	3	2	1	25	12.5
Dalembert	2-2	61	9-15	600	0-0	---	6-9	.667	4	5	9	1	5-0	0	4	3	24	12.0
Scola	2-2	55	7-20	350	0-0	---	10-12	.833	1	15	16	1	6-0	1	5	0	24	12.0
Martin	2-2	51	4-22	182	1-9	.111	12-13	.923	0	5	5	5	4-0	0	4	0	21	10.5
Patterson	2-0	53	9-22	409	0-0	---	3-4	.750	4	7	11	0	2-0	0	1	2	21	10.5
Dragic	2-0	47	5-14	357	0-3	.000	6-6	1.000	4	1	5	5	6-0	2	4	0	16	8.0
Lee	2-0	50	3-12	250	2-9	.222	2-2	1.000	2	3	5	2	1-0	0	2	0	10	5.0
Camby (TOT)	1-1	28	1-5	200	0-0	---	1-1	1.000	2	8	10	3	3-0	1	2	2	3	3.0
Williams	1-0	11	1-4	250	0-0	---	0-0	---	0	3	3	1	2-0	0	2	0	2	2.0
Morris	1-0	3	0-1	000	0-0	---	1-2	.500	1	0	1	0	0-0	0	0	0	1	1.0
Budinger	1-0	8	0-0	---	0-0	---	0-0	---	0	2	2	0	1-0	0	0	0	0	0.0
Fortson (TOT)	1-0	6	0-1	000	0-1	.000	0-0	---	0	0	0	0	1-0	0	3	0	0	0.0
Smith	1-0	3	0-0	---	0-0	---	0-0	---	0	0	0	0	0-0	0	0	0	0	0.0
<b>ROCKETS</b>	<b>2</b>	<b>480</b>	<b>58-145</b>	<b>400</b>	<b>10-31</b>	<b>.323</b>	<b>60-72</b>	<b>.833</b>	<b>20</b>	<b>51</b>	<b>71</b>	<b>29</b>	<b>35-0</b>	<b>6</b>	<b>30</b>	<b>6</b>	<b>186</b>	<b>93.0</b>
<b>RAPTORS</b>	<b>2</b>	<b>480</b>	<b>80-151</b>	<b>530</b>	<b>8-29</b>	<b>.276</b>	<b>33-42</b>	<b>.786</b>	<b>15</b>	<b>68</b>	<b>83</b>	<b>49</b>	<b>55-0</b>	<b>15</b>	<b>33</b>	<b>10</b>	<b>201</b>	<b>100.5</b>

## 2011-2012 Raptors vs. Rockets

PLAYER	G-GS	MIN	FIELD GOALS		3-POINT FG		FT-FTA	PCT	REBOUNDS			AST	PF-DQ	STL	TO	BLK	PTS	AVG
			FG-FGA	PCT	FG-FGA	PCT			OFF	DEF	TOT							
DeRozan	2-2	67	14-30	467	0-0	.000	12-14	.857	2	3	5	5	4-0	2	2	2	40	20.0
Barbosa	2-0	52	11-22	500	2-6	.333	2-2	1.000	0	7	7	4	9-0	2	3	0	26	13.0
J. Johnson	2-2	51	9-15	600	0-2	.000	8-10	.800	3	7	10	5	4-0	4	3	2	26	13.0
Kleiza	2-0	44	11-23	478	3-9	.333	1-2	.500	1	3	4	0	4-0	1	3	1	26	13.0
Calderson	2-2	58	10-20	500	2-5	.400	2-2	1.000	0	4	4	19	3-0	2	3	0	24	12.0
A. Johnson	2-2	58	12-17	706	0-0	---	0-0	---	2	12	14	2	6-0	0	3	4	24	12.0
Davis	2-0	46	4-5	800	0-0	---	3-4	.750	3	14	17	2	6-0	1	1	1	11	5.5
Gray	2-2	41	4-5	800	0-0	---	3-4	.750	1	12	13	3	8-0	1	1	0	11	5.5
Bayless	2-0	25	3-9	333	1-3	.333	2-2	1.000	0	2	2	4	6-0	0	8	0	9	4.5
Carter	1-0	13	1-3	333	0-1	.000	0-0	---	0	0	0	2	1-0	2	1	0	2	2.0
Magloire	2-0	24	1-2	500	0-0	---	0-2	.000	3	3	6	2	4-0	1	2	0	2	1.0
Butler	1-0	2	0-0	---	0-0	---	0-0	---	0	1	1	1	0-0	0	0	0	0	0.0
<b>RAPTORS</b>	<b>2</b>	<b>480</b>	<b>80-151</b>	<b>530</b>	<b>8-29</b>	<b>.276</b>	<b>33-42</b>	<b>.786</b>	<b>15</b>	<b>68</b>	<b>83</b>	<b>49</b>	<b>55-0</b>	<b>15</b>	<b>33</b>	<b>10</b>	<b>201</b>	<b>100.5</b>
<b>ROCKETS</b>	<b>2</b>	<b>480</b>	<b>58-145</b>	<b>400</b>	<b>10-31</b>	<b>.323</b>	<b>60-72</b>	<b>.833</b>	<b>20</b>	<b>51</b>	<b>71</b>	<b>29</b>	<b>35-0</b>	<b>6</b>	<b>30</b>	<b>6</b>	<b>186</b>	<b>93.0</b>



## Utah Jazz

301 W. South Temple  
Salt Lake City, UT 84101  
(801) 325-2500



Tyrone Corbin

### Directory

**Owner** ..... Gail Miller  
**Executive VP, Basketball Operations** ..... Kevin O'Connor  
**General Manager** ..... Dennis Lindsey  
**Head Coach** ..... Tyrone Corbin  
**Assistant Coaches** ..... Sidney Lowe, Jeff Hornacek,  
Michael Sanders, Brad Jones, Mark McKown  
**Head Athletic Trainer** ..... Gary Briggs  
**Senior Vice President, Communications** ..... Linda Luchetti

### General Information

**2011-2012 Record** ..... 36-30, 3rd Northwest  
**Home Arena** ..... EnergySolutions Arena (19,911)  
**Team Colors** ..... Navy, Dark Yellow, Dark Green, Gray  
**Radio** ..... KZNS 1280 AM/97.5 FM  
David Locke, Ron Boone  
**Television** ..... ROOT Sports  
Craig Bolerjack, Matt Harpring

### 2012-2013 Schedule vs. Rockets

Mon., Nov. 19 @ EnergySolutions Arena, 8:00 p.m.  
Sat., Dec. 1 @ Toyota Center, 7:00 p.m.  
Mon., Jan. 28 @ EnergySolutions Arena, 8:00 p.m.  
Wed., Mar. 20 @ Toyota Center, 7:00 p.m.

### All-Time Series Record

**Regular Season:** 79-96  
Home: 52-36 Toyota Center: 10-7  
Road: 27-59 EnergySolutions Arena: 11-30  
Neutral: 0-1  
**Playoffs:** 18-21 (1985, 1994, 1995, 1997, 1998,  
2007, 2008 - winning two series)  
Home: 12-8 Toyota Center: 4-3  
Road: 6-13 EnergySolutions Arena: 5-12

### 2011-2012 Results (Jazz 2-1)

Feb. 19 @ Toyota Center, Rockets 101-85  
Feb. 29 @ EnergySolutions Arena, Jazz 104-83  
Apr. 11 @ Toyota Center, Jazz 103-91

### Series Information

**Current Streak:** Jazz, Won 2  
**Current Home Streak:** Lost 1  
**Current Road Streak:** Lost 1  
**Longest Winning Streak:** 8 (Feb. 23, 1981-Apr. 16, 1982)  
**Longest Losing Streak:** 12 (Jan. 25, 1997-Mar. 9, 2000)  
**Biggest Winning Margin:** 30 (106-76; Feb. 12, 2003)  
**Biggest Losing Margin:** 37 (117-80; Mar. 7, 1989)  
**Most Points Scored:** 134 (Dec. 10, 1985)  
**Most Points Allowed:** 138 (Dec. 15, 1983)  
**Fewest Points Scored:** 69 (Apr. 10, 2004)  
**Fewest Points Allowed:** 63 (Jan. 3, 2004)

### 2011-2012 Rockets vs. Jazz

PLAYER	G-GS	MIN	FIELD GOALS		3-POINT FG		FT-FTA	PCT	REBOUNDS			AST	PF-DQ	STL	TO	BLK	PTS	AVG
			FG-GA	PCT	FG-GA	PCT			OFF	DEF	TOT							
Lowry	3-2	93	16-30	.533	10-18	.556	18-20	.900	1	9	10	20	8-0	4	10	0	60	20.0
Scola	3-3	104	26-51	.510	0-0	---	2-4	.500	7	20	27	10	10-0	1	8	1	54	18.0
Fortson (TOT)	1-0	23	5-10	.500	1-2	.500	2-5	.400	2	2	4	2	1-0	0	2	0	13	13.0
Dragic	3-1	79	9-27	.333	2-11	.182	15-16	.938	4	2	6	12	7-0	3	8	1	35	11.7
Martin	2-2	60	6-19	.316	0-5	.000	5-7	.714	1	3	4	4	1-0	1	2	0	17	8.5
Parsons	3-3	83	8-20	.400	3-8	.375	5-7	.714	2	7	9	5	6-0	4	3	3	24	8.0
Patterson	3-1	75	12-28	.429	0-0	---	0-1	.000	10	7	17	3	4-0	2	1	0	24	8.0
Camby (TOT)	2-2	54	7-11	.636	0-0	---	1-2	.500	4	14	18	3	5-0	2	1	6	15	7.5
Camby (HOU)	1-1	26	4-7	.571	0-0	---	1-2	.500	4	9	13	1	1-0	1	0	2	9	9.0
Lee	3-1	75	7-20	.350	3-7	.429	3-4	.750	1	8	9	0	3-0	2	1	1	20	6.7
Budinger	3-0	51	6-23	.261	2-13	.154	4-6	.667	1	6	7	4	2-0	1	1	0	18	6.0
Dalembert	3-1	51	3-10	.300	0-0	---	2-2	1.000	2	9	11	0	6-0	2	2	4	8	2.7
Smith	2-0	16	2-3	.667	0-0	---	0-0	---	1	4	5	0	5-0	0	0	5	4	2.0
Williams	1-0	7	1-3	.333	0-0	---	0-0	---	0	0	0	0	2-0	0	0	0	2	2.0
Morris	1-0	2	0-0	---	0-0	---	0-0	---	0	0	0	0	0-0	0	0	0	0	0.0
ROCKETS	3	720	100-241	.415	20-62	.323	55-69	.797	34	84	118	59	55-0	21	39	17	275	91.7
JAZZ	3	720	114-246	.463	15-40	.375	49-58	.845	35	98	133	66	62-0	24	43	22	292	97.3

### 2011-2012 Jazz vs. Rockets

PLAYER	G-GS	MIN	FIELD GOALS		3-POINT FG		FT-FTA	PCT	REBOUNDS			AST	PF-DQ	STL	TO	BLK	PTS	AVG
			FG-GA	PCT	FG-GA	PCT			OFF	DEF	TOT							
Milapay	2-2	76	17-35	.486	0-2	.000	9-12	.750	2	9	11	5	7-0	6	4	2	43	21.5
Jefferson	3-3	106	23-50	.460	0-0	---	6-7	.857	5	24	29	8	6-0	0	2	7	52	17.3
Miles	2-0	48	11-21	.524	4-8	.500	4-4	1.000	0	4	4	0	6-0	0	1	2	30	15.0
Hayward	3-3	82	13-25	.520	4-8	.500	13-13	1.000	1	9	10	11	7-0	3	4	0	43	14.3
Harris	3-3	70	12-24	.500	2-6	.333	8-8	1.000	0	3	3	12	8-0	4	8	1	34	11.3
Bell	1-1	35	4-5	.800	3-3	1.000	0-0	---	0	1	1	2	2-0	0	0	0	11	11.0
Howard	2-1	31	7-14	.500	0-0	---	2-2	1.000	3	7	10	4	3-0	2	5	0	16	8.0
Favors	3-1	69	8-17	.471	0-0	---	5-10	.500	6	16	22	6	6-0	3	5	5	21	7.0
Tinsley	1-0	28	3-7	.429	1-4	.250	0-0	---	0	1	1	4	2-0	0	2	0	7	7.0
Carroll (UTA)	2-1	29	5-10	.500	0-1	.000	2-2	1.000	5	4	9	0	4-0	2	1	1	12	6.0
Burks	3-0	39	5-13	.385	1-2	.500	0-0	---	3	2	5	3	6-0	1	2	1	11	3.7
Kanter	3-0	33	4-9	.444	0-0	---	0-0	---	4	8	12	0	1-0	0	2	0	8	2.7
Evans	2-0	23	2-4	.500	0-0	---	2	5	7	2	2	0	2-0	0	2	3	4	2.0
Watson	2-0	51	0-12	.000	0-6	.000	0-0	---	4	5	9	9	2-0	3	3	0	0	0.0
JAZZ	3	720	114-246	.463	15-40	.375	49-58	.845	35	98	133	66	62-0	24	43	22	292	97.3
ROCKETS	3	720	100-241	.415	20-62	.323	55-69	.797	34	84	118	59	55-0	21	39	17	275	91.7



## Washington Wizards

601 F Street N.W.  
Washington, DC 20004  
(202) 661-5000



Randy Wittman

### Directory

**Majority Owner** ..... Ted Leonsis  
**President** ..... Ernie Grunfeld  
**Head Coach** ..... Randy Wittman  
**Assistant Coaches** ..... Don Newman, Don Zierden,  
Sam Cassell, Jerry Sichting,  
Ryan Saunders, Gene Banks  
**Head Athletic Trainer** ..... Eric Waters  
**Senior Director, Communications** ..... Scott Hall

### General Information

**2011-2012 Record** ..... 20-46, 4th Southeast  
**Home Arena** ..... Verizon Center (20,278)  
**Team Colors** ..... Red, White, Blue  
**Radio** ..... The Fan 106.7 FM  
Dave Johnson, Glenn Consor  
**Television** ..... Comcast SportsNet  
Steve Buchantz, Phil Chenier, Chris Miller

### 2012-2013 Schedule vs. Rockets

Wed., Dec. 12 @ Toyota Center, 7:00 p.m.  
Sat., Feb. 23 @ Verizon Center, 6:00 p.m.

### All-Time Series Record

**Regular Season:** 62-75

Home: 38-28 Toyota Center: 8-1  
Road: 22-43 Verizon Center: 9-5  
Neutral: 2-4

**Playoffs:** 4-2 (1977 - winning the series)

Home: 2-1 Toyota Center: 0-0  
Road: 2-1 Verizon Center: 0-0

### 2011-2012 Results (Rockets 2-0)

Jan. 16 @ Verizon Center, Rockets 114-106  
Jan. 27 @ Toyota Center, Rockets 103-76

### Series Information

**Current Streak:** Rockets, Won 3  
**Current Home Streak:** Won 3  
**Current Road Streak:** Won 1  
**Longest Winning Streak:** 7 (Jan. 3, 2006-Nov. 21, 2008)  
**Longest Losing Streak:** 12 (Jan. 8, 1969-Jan. 23, 1971)  
**Biggest Winning Margin:** 30 (123-93; Feb. 15, 2005)  
**Biggest Losing Margin:** 42 (156-114; Mar. 1, 1968)  
**Most Points Scored:** 138 (Nov. 18, 1969)  
**Most Points Allowed:** 156 (Mar. 1, 1968)  
**Fewest Points Scored:** 82 (Dec. 6, 2001)  
**Fewest Points Allowed:** 69 (2x: last Feb. 26, 2008)

### 2011-2012 Rockets vs. Wizards

PLAYER	G-GS	MIN	FIELD GOALS		3-POINT FG		FT-FTA	PCT	REBOUNDS			AST	PF-DQ	STL	TO	BLK	PTS	AVG
			FG-FGA	PCT	FG-FGA	PCT			OFF	DEF	TOT							
Martin	1-1	42	7-16	.438	1-5	.200	10-10	1.000	0	4	4	8	0-0	2	4	0	25	25.0
Scola	2-2	54	16-28	.571	0-0	---	5-6	.833	4	9	13	4	6-0	0	5	0	37	18.5
Dalembert	2-2	55	14-22	.636	0-0	---	3-4	.750	5	6	11	2	6-0	0	2	6	31	15.5
Budinger	2-0	44	11-20	.550	5-9	.556	2-4	.500	7	6	13	1	3-0	1	1	1	29	14.5
Lowry	2-2	61	5-21	.238	2-7	.286	13-14	.929	2	7	9	11	4-0	6	4	0	25	12.5
Camby (TOT)	2-0	49	9-16	.563	0-0	---	1-2	.500	8	9	17	5	4-0	2	1	0	19	9.5
Dragic	2-2	48	4-12	.333	2-4	.500	8-8	1.000	1	6	7	10	5-0	1	3	1	18	9.0
Hill	2-0	29	7-19	.368	0-1	.000	2-6	.333	4	10	14	0	4-0	2	1	2	16	8.0
Lee	1-1	33	3-7	.429	0-1	.000	2-2	1.000	1	2	3	2	3-0	1	2	0	8	8.0
Parsons	2-2	48	6-14	.429	0-2	.000	0-0	---	4	6	10	5	3-0	3	2	2	12	6.0
Patterson	2-0	43	6-13	.462	0-1	.000	0-0	---	4	3	7	2	2-0	1	1	0	12	6.0
Adrien	1-0	6	1-2	.500	0-0	---	0-0	---	1	3	4	0	0-0	0	0	0	2	2.0
Flynn	1-0	6	0-2	.000	0-1	.000	2-2	1.000	0	0	0	0	0-0	1	1	0	2	2.0
Thabeet	1-0	5	0-0	---	0-0	---	0-0	---	0	0	0	0	0-0	0	0	2	0	0.0
Williams	1-0	6	0-1	.000	0-0	---	0-0	---	1	1	2	1	1-0	0	1	0	0	0.0
ROCKETS	2	480	80-177	.452	10-31	.323	47-56	.839	34	63	97	46	37-0	18	28	14	217	108.5
WIZARDS	2	480	71-168	.423	4-19	.211	36-48	.750	29	58	87	28	46-0	20	39	11	182	91.0

### 2011-2012 Wizards vs. Rockets

PLAYER	G-GS	MIN	FIELD GOALS		3-POINT FG		FT-FTA	PCT	REBOUNDS			AST	PF-DQ	STL	TO	BLK	PTS	AVG
			FG-FGA	PCT	FG-FGA	PCT			OFF	DEF	TOT							
Wall	2-2	77	19-35	.543	0-0	---	17-23	.739	4	10	14	14	5-0	4	7	1	55	27.5
Young	2-2	61	9-29	.310	2-7	.286	8-8	1.000	0	0	0	2	2-0	2	4	0	28	14.0
Crawford	2-0	45	11-19	.579	1-3	.333	3-4	.750	0	3	3	5	3-0	0	7	0	26	13.0
McGee	2-2	50	8-16	.500	0-0	---	1-2	.500	10	11	21	0	9-0	1	7	7	17	8.5
Blatche	2-0	49	5-14	.357	0-0	---	3-5	.600	5	10	15	1	5-0	4	3	0	13	6.5
Lewis	1-1	23	3-10	.300	0-2	.000	0-0	---	1	2	3	1	0-0	1	1	0	6	6.0
Vesely	2-1	55	5-10	.500	0-0	---	2-3	.667	6	6	12	0	8-0	3	3	0	12	6.0
C. Singleton	2-1	33	4-9	.444	0-3	.000	0-0	---	0	5	5	0	5-0	3	3	1	8	4.0
Booker	2-1	34	3-9	.333	0-0	---	1-2	.500	1	7	8	0	5-0	1	2	2	7	3.5
Cook (TOT)	1-0	14	1-6	.167	1-3	.333	0-0	---	0	1	1	0	3-0	0	1	1	3	3.0
Mack	2-0	19	2-6	.333	0-0	---	0-0	---	2	1	3	3	2-0	0	1	0	4	2.0
Mason	2-0	22	1-7	.143	1-4	.250	1-1	1.000	0	2	2	1	0-0	1	0	0	4	2.0
Evans	2-0	13	1-4	.250	0-0	---	0-0	---	0	1	1	1	2-0	0	0	0	2	1.0
WIZARDS	2	480	71-168	.423	4-19	.211	36-48	.750	29	58	87	28	46-0	20	39	11	182	91.0
ROCKETS	2	480	80-177	.452	10-31	.323	47-56	.839	34	63	97	46	37-0	18	28	14	217	108.5



## Rio Grande Valley Vipers

**Uptown Plaza**  
**4500 North 10<sup>th</sup> Street, Suite 315**  
**McAllen, TX 78504**  
**(956) 972-1144**



**Nick Nurse**

### Directory

<b>Principal Owner</b> .....	Alonzo Cantu
<b>CEO</b> .....	Rene Borrego
<b>President</b> .....	Bert Garcia
<b>General Manager</b> .....	Gersson Rosas
<b>Assistant General Manager</b> .....	Gianluca Pascucci
<b>Head Coach</b> .....	Nick Nurse
<b>Assistant Coaches</b> .....	Doug West, Matt Brase
<b>Media Contact</b> .....	Rebecca Sweat (rsweat@rgvipers.com)

### General Information

<b>NBA Affiliation</b> .....	Houston Rockets
<b>2011-2012 Record</b> .....	24-26, T-4th Western Conference
<b>Home Arena</b> .....	State Farm Arena (5,600)
	2600 North 10 <sup>th</sup> Street
	Hidalgo, TX 78557
<b>Team Colors</b> .....	Red, White
<b>Radio</b> .....	Classic Hits 1700 AM, La Tremenda 1530 AM
<b>Team Broadcaster</b> .....	Dennis Scott

### All-Time Record

Season	Coach	Regular Season			Playoffs		
		W	L	Pct.	W	L	Pct.
2007-08	Bob Hoffman/ Brian Walsh	21	29	.420	-	-	-
2008-09	Clay Moser	21	29	.420	-	-	-
2009-10	Chris Finch	34	16	.680	6	2	.750
2010-11	Chris Finch	33	17	.660	5	3	.625
2011-12	Nick Nurse	24	26	.480	-	-	-

### Championships

2009-10 NBA D-League Western Conference Champions  
 2009-10 NBA D-League Champions  
 2010-11 NBA D-League Western Conference Champions



### 2011-2012 Rio Grande Valley Vipers

PLAYER	G-GS	MIN	FIELD GOALS			3-POINT FG			FT-FTA	PCT	REBOUNDS					AST	PF	TO	STL	BLK	PTS	AVG
			FG-FGA	PCT	FG-FGA	PCT	OFF	DEF			TOT											
Marcus Morris	11-9	330	85-186	.457	12-47	.255	46-63	.730	29	62	91	12	25	26	14	5	228	20.7				
Courtney Fortson (RGV)	2-2	77	13-35	.371	4-12	.333	10-14	.714	7	7	14	21	5	9	4	0	40	20.0				
Courtney Fortson (TOT)	31-16	1071	179-380	.471	42-106	.396	133-167	.796	28	112	140	192	74	79	66	3	533	17.2				
Malcolm Thomas (RGV)	2-2	80	17-32	.531	0-0	.000	4-6	.667	10	13	23	3	3	3	2	8	38	19.0				
Malcolm Thomas (TOT)	25-16	806	138-223	.619	0-1	.000	62-94	.660	78	149	227	34	54	43	19	57	338	13.5				
Terrel Harris	7-3	175	43-76	.566	12-28	.429	21-28	.750	13	29	42	33	30	14	15	2	119	17.0				
Greg Smith	26-21	732	185-277	.668	0-1	.000	61-108	.565	61	142	203	41	73	60	25	30	431	16.6				
Julian Sensley	5-5	153	30-66	.455	10-27	.370	11-17	.647	6	31	37	11	19	12	1	7	81	16.2				
Ben Uzoh	20-18	616	107-224	.478	6-25	.240	77-98	.786	47	70	117	78	43	41	27	3	297	14.8				
Jermaine Taylor	14-9	368	74-174	.425	17-54	.315	34-46	.739	9	36	45	28	34	35	11	7	199	14.2				
Willie Warren	11-0	240	41-97	.423	15-43	.349	56-62	.903	4	20	24	35	16	30	7	1	153	13.9				
Will Conroy	23-12	732	92-247	.372	22-79	.278	84-117	.718	16	78	94	207	60	78	29	0	290	12.6				
Kelvin Lewis	50-38	1408	212-515	.412	123-317	.388	80-104	.769	36	113	149	79	104	70	63	4	627	12.5				
Tyren Johnson	44-31	1185	196-432	.454	34-115	.296	90-128	.703	69	177	246	106	118	115	44	32	516	11.7				
Derrick Character	5-2	84	24-44	.545	1-1	1.000	7-11	.636	10	17	27	4	16	11	0	1	56	11.2				
Stanley Asumnu	40-14	810	191-338	.565	0-0	.000	57-112	.509	107	87	194	31	98	48	23	5	439	11.0				
Damian Saunders	29-21	856	112-235	.477	32-102	.314	52-86	.605	61	131	192	56	80	37	57	67	308	10.6				
Lee Humphrey	50-15	1296	166-406	.409	127-306	.415	64-82	.780	24	68	92	92	63	55	42	1	523	10.5				
Marshall Brown	41-12	974	149-311	.479	47-136	.346	74-107	.692	58	134	192	51	99	63	26	23	419	10.2				
Vance Cooksey (RGV)	6-0	90	17-40	.425	2-10	.200	18-22	.818	0	10	10	13	8	11	5	0	54	9.0				
Vance Cooksey (TOT)	38-25	910	102-261	.391	14-53	.264	117-162	.722	23	76	99	184	82	100	42	1	335	8.8				
Jay-R Strowbridge	14-4	282	44-114	.386	16-43	.372	19-25	.760	6	22	28	49	28	27	11	1	123	8.8				
Sam Coleman	13-4	219	38-77	.494	18-45	.400	13-24	.542	14	36	50	6	34	8	6	14	107	8.2				
Suleiman Braimah	15-2	246	45-86	.523	8-26	.308	24-31	.774	26	35	61	8	40	18	13	6	122	8.1				
Scott VanderMeer	18-8	291	53-112	.473	1-11	.091	33-41	.805	43	48	91	11	43	18	6	26	140	7.8				
Ashton Mitchell	11-3	227	18-52	.346	6-28	.214	18-29	.621	4	19	23	49	35	33	7	1	60	5.5				
Josh Tarver	17-11	379	35-89	.393	11-44	.250	13-22	.591	8	46	54	54	43	25	18	5	94	5.5				
Will Foster	3-0	31	3-8	.375	0-0	.000	3-4	.750	4	4	8	1	3	2	0	4	9	3.0				
Charles Okwandu	13-4	150	10-37	.270	0-0	.000	8-15	.533	14	30	44	5	38	10	3	13	28	2.2				
VIPERS	50	12030	2000-4310	.464	524-1500	.349	977-1402	.697	686	1465	2151	1084	1158	889	459	266	5501	110.0				
OPPONENTS	50	12030	1995-4203	.475	389-1034	.376	1109-1478	.750	670	1554	2224	1108	1121	912	456	282	5488	109.8				

# NBA D-League Information

## NBA Development League

Olympic Tower  
645 5th Avenue, 18th Floor  
New York, NY 10022  
Tel: (212) 407-8000; Fax: (212) 759-1412  
President: Dan Reed

## Austin Toros

12885 N. Highway 183, Suite 207  
Austin, TX 78750  
Tel: (512) 236-8333; Fax: (512) 236-8444  
Arena: Cedar Park Center  
Media Relations Contact: Perri Travillion  
(ptravillion@austintoros.com)  
NBA Affiliation: San Antonio

## Bakersfield Jam

1400 Norris Road  
Bakersfield, CA 93308  
Tel: (661) 615-6550; Fax: (661) 615-6555  
Arena: Dignity Health Events Center  
Media Relations Contacts: William Aquije  
(william@bakersfieldjam.com)  
NBA Affiliations: Atlanta, L.A. Clippers, Phoenix, Toronto

## Canton Charge

1101 Market Avenue North  
Canton, OH 44702  
Tel: (330) 489-1701; Fax: (330) 489-1703  
Arena: Canton Memorial Civic Center  
Media Relations Contact: Sean Wyatt  
(swyatt@cantoncharge.com)  
NBA Affiliation: Cleveland

## Erie BayHawks

110 East 8th Street  
Erie, PA 16501  
Tel: (814) 790-5600; Fax: (814) 790-5608  
Arena: Tullio Arena  
Media Relations Contact: Matt Bresee  
(matt.bresee@nbaerie.com)  
NBA Affiliation: New York

## Fort Wayne Mad Ants

1910 St. Joe Center Rd., Suite 61  
Fort Wayne, IN 46825  
Tel: (260) 469-4667; Fax: (260) 469-4674  
Arena: Allen County War Memorial Coliseum  
Media Relations Contact: Audrey Siebrase  
(audrey@fortwaynehoops.com)  
NBA Affiliations: Charlotte, Detroit, Indiana, Milwaukee

## Idaho Stampede

233 South Capitol Blvd., Suite 100  
Boise, ID 83702  
Tel: (208) 388-4667; Fax: (208) 388-3845  
Arena: CenturyLink Arena  
Media Relations Contact: Travis Tate  
(travis@idahostampede.com)  
NBA Affiliations: Portland

## Iowa Energy

730 3rd Street  
Des Moines, Iowa 50309  
Tel: (515) 564-8500; Fax: (515) 564-8551  
Arena: Wells Fargo Arena  
Media Relations Contacts: Randi Burrell  
(rburrell@iowanba.com)  
NBA Affiliations: Chicago, Denver, New Orleans, Washington

## Los Angeles D-Fenders

555 North Nash Street  
El Segundo, CA 90245  
Tel: (310) 426-6000; Fax: (310) 426-6031  
Arena: Toyota Sports Center  
Media Relations Contact: Daniel Ramirez  
(dramirez@d-fenders.com)  
NBA Affiliation: L.A. Lakers

## Maine Red Claws

413 Congress Street  
Portland, ME 04101  
Tel: (207) 210-6655; Fax: (207) 210-6659  
Arena: Portland Exposition Building  
Media Relations Contact: Jana Spaulding  
(jspaulding@maineredclaws.com)  
NBA Affiliations: Boston

## Reno Bighorns

9393 Gateway Drive, Suite BH  
Reno, NV 89511  
Tel: (775) 284-2622; Fax: (775) 853-1601  
Arena: Reno Events Center  
Media Relations Contact: Allison Beck  
(abeck@renobighorns.com)  
NBA Affiliations: Memphis, Sacramento, Utah

## Santa Cruz Warriors

903 Pacific Avenue, Suite 101  
Santa Cruz, CA 95060  
Tel: (831) 466-3200; Fax: (831) 466-3201  
Arena: Kaiser Permanente Arena  
Media Relations Contact: Matt De Nasnera  
(mdenasnera@santacruzbasketball.com)  
NBA Affiliations: Golden State

## Sioux Falls Skyforce

2131 South Minnesota Ave.  
Sioux Falls, SD 57105  
Tel: (605) 332-0605; Fax: (605) 332-2305  
Arena: Sioux Falls Arena  
Media Relations Contact: Brett Hansen  
(brett@skyforceonline.com)  
NBA Affiliations: Miami, Minnesota, Orlando, Philadelphia

## Springfield Armor

1 Monarch Place, Suite 220  
Springfield, MA 01144  
Tel: (413) 746-3263; Fax: (413) 746-3262  
Arena: MassMutual Center  
Media Relations Contact: Eli Pearlstein  
(epearlstein@armorhoops.com)  
NBA Affiliation: Brooklyn

## Texas Legends

2601 Avenue of the Stars, Suite 300  
Frisco, TX 75215  
Tel: (214) 469-0822; Fax: (214) 469-0823  
Arena: Dr. Pepper Arena  
Media Relations Contact: Kyle Judkins  
(kjudkins@texlegends.com)  
NBA Affiliation: Dallas

## Tulsa 66ers

10425 South 82nd East Avenue, Suite 105  
Tulsa, OK 74133  
Tel: (918) 585-8444; Fax: (918) 398-6930  
Arena: SpiritBank Event Center  
Media Relations Contact: Ben Coldagelli  
(bcoldagelli@tulsa66ers.com)  
NBA Affiliation: Oklahoma City



# NBA D-League Information

## 2011-2012 D-League Standings

### Western Conference

Team	Overall	Pct.	Home	Road
Los Angeles	38-12	.760	20-4	16-8
Austin	33-17	.660	18-6	13-11
Bakersfield	28-22	.560	17-7	10-14
<b>Rio Grande Valley</b>	<b>24-26</b>	<b>.480</b>	<b>11-13</b>	<b>13-11</b>
Texas	24-26	.480	14-10	8-16
Tulsa	23-27	.460	13-11	9-15
Idaho	21-29	.420	13-11	8-16
Reno	21-29	.420	11-13	8-16

### Eastern Conference

Team	Overall	Pct.	Home	Road
Springfield	29-21	.580	18-6	10-14
Dakota	29-21	.580	17-7	12-12
Erie	28-22	.560	15-9	12-12
Canton	27-23	.540	14-10	12-12
Iowa	25-25	.500	16-8	8-16
Maine	21-29	.420	11-13	9-15
Sioux Falls	15-35	.300	10-14	5-19
Fort Wayne	14-36	.280	7-17	6-18

## 2012 D-League Playoffs

### NBA D-League Quarterfinals

Los Angeles D-Fenders 2, Iowa Energy 0  
 Austin Toros 2, Erie BayHawks 1  
 Bakersfield Jam 2, Dakota Wizards 0  
 Canton Charge 2, Springfield Armor 1

### NBA D-League Semifinals

Los Angeles D-Fenders 2, Bakersfield Jam 0  
 Austin Toros 2, Canton Charge 1

### NBA D-League Finals

Austin Toros 2, Los Angeles D-Fenders 1  
**April 24** Los Angeles 109, Austin 101 (OT)  
**April 26** Austin 113, Los Angeles 94  
**April 28** Austin 122, Los Angeles 110

### Regular Season Champions

Los Angeles D-Fenders

### Postseason Champions

Austin Toros

## 2011-2012 D-League Award Winners

<b>Most Valuable Player</b>	Justin Dentmon, Austin Toros
<b>Dennis Johnson Coach of the Year</b>	Eric Musselman, Los Angeles D-Fenders
<b>Rookie of the Year</b>	Edwin Ubiles, Dakota Wizards
<b>Defensive Player of the Year</b>	Stefhon Hannah, Dakota Wizards
<b>Jason Collier Sportsmanship Award</b>	Moses Ehambe, Iowa Energy
<b>Impact Player of the Year</b>	Eric Dawson, Austin Toros
<b>Most Improved Player</b>	Kenny Hayes, Maine Red Claws

## 2011-2012 D-League to NBA Call-Ups

(43 Players, 60 Call-Ups)

### Players, D-League Teams

Mickell Gladness, Dakota

Terrel Harris, Rio Grande Valley

Dennis Horner, Springfield

Cardell Johnson, Austin

Ryan Reid, Tulsa

Donald Sloan, Erie

Greg Stiemsma, Sioux Falls

Jamaal Tinsley, Los Angeles

Mychel Thompson, Erie

Lance Thomas, Austin

Chris Wright, Maine

Cory Higgins, Erie

**Malcolm Thomas, Los Angeles**

Mike James, Erie

**Courtney Fortson, Los Angeles**

Larry Owens, Tulsa

Walker Russell, Fort Wayne

Ishmael Smith, Los Angeles

**Greg Smith, Rio Grande Valley**

Ben Uzoh, Dakota

Andre Emmett, Reno

Eric Dawson, Austin

Manny Harris, Canton

Bobby Simmons, Reno

Gerald Green, Los Angeles

Jeff Foote, Springfield

Jerry Smith, Springfield

Edwin Ubiles, Dakota

Justin Dentmon, Austin

Keith Benson, Sioux Falls

Alan Anderson, Canton

Cartier Martin, Iowa

Lester Hudson, Austin

Blake Ahearn, Reno

### NBA Teams

Miami (2),

Golden State

Miami

New Jersey (2)

New Orleans

Oklahoma City

Atlanta, New Orleans,

Cleveland

Boston

Utah

Cleveland

New Orleans (2)

Golden State

Charlotte

San Antonio,

**Houston**

Chicago (4)

L.A. Clippers,

**Houston**

New Jersey

Detroit

Orlando

**Houston**

Cleveland, Toronto

New Jersey

San Antonio (2)

Cleveland (2)

L.A. Clippers (2)

New Jersey

New Orleans

New Jersey

Washington

San Antonio, Toronto

Golden State

Toronto

Washington

Cleveland, Memphis

Utah

### Players, D-League Teams

Jerome Dyson, Tulsa

Jamario Moon, Los Angeles

Mikki Moore, Idaho

Morris Almond, Maine

Sean Williams, Texas

Dan Gadzuric, Texas

D.J. Kennedy, Erie

Xavier Silas, Maine

Derrick Byars, Bakersfield

### NBA Teams

New Orleans

Charlotte

Golden State

Washington

Boston

New York

Cleveland

Philadelphia

San Antonio



Vipers center Greg Smith was named 2011-12 All-NBA D-League First Team and 2011-12 D-League All-Rookie First Team.

## NBA Personnel Facts

### Active List

Each team is able to maintain 13 players on its Active List, but must have a minimum of eight players dressed and able to participate in all preseason and regular season games or nine players for playoff games. A team may periodically carry 11 or 12 players on its Active List, but for no more than two consecutive weeks at a time. Each team is responsible for delivering the team's Active List to the Official Scorer prior to each game.

### Inactive List

A team may carry a maximum of two players on its Inactive List (subject to hardship rules). Teams with 11 or 12 active players are required to maintain at least one player on the Inactive List for all regular season games. These teams may carry zero players on the Inactive List, but for no more than two consecutive weeks at a time. A team that has 13 players on its Active List is not required to have a player on its Inactive List. Players may move freely between the Active List and Inactive List.

### 10-Day Contract

A player can be signed to a 10-day contract beginning on Jan. 7 or the next business day if Jan. 7 is not a business day. No team may be a party at any time to more 10-day contracts than the number of players on its Inactive List. Players signed to 10-day contracts can be placed on either the Active List or the Inactive List.

### NBA D-League Assignment

Any player who is assigned by his team to the NBA D-League must be placed and maintained on his NBA team's Inactive List for the duration of his D-League assignment.

### Waivers

From Aug. 15 to the end of the regular season, clubs may claim waived players within 48 hours after notice. Players waived any other time may be claimed within seven days. If no teams claim the waived player, he becomes a free agent. If more than one club claims a waived player, the one with the lesser record at that time claims the player.

### Guaranteed Contract Date

On Jan. 10 of the regular season, all player contracts become guaranteed for the remainder of the season.

### Trading Deadline

The trading deadline is Feb. 21, 2013 at 2 p.m. (CT). From that point to the end of the regular season, player additions must be made through the waiver procedure or by signing free agents.

## NBA Key Dates

### 2012

<b>Oct. 1</b>	2012 NBA Team Media Days
<b>Oct. 2</b>	2012 NBA Training Camps open for practice
<b>Oct. 5-9</b>	NBA Europe Live 2012
<b>Oct. 7</b>	NBA Mexico Games 2012
<b>Oct. 11-14</b>	NBA China Games 2012
<b>Oct. 19-24</b>	NBA Canada Series 2012
<b>Oct. 30</b>	2012-13 Season Tips Off

### 2013

<b>Jan. 7</b>	10-day contracts can now be signed
<b>Jan. 10</b>	All contracts are guaranteed for remainder of the season
<b>Feb. 15-17</b>	2013 NBA All-Star (Houston)
<b>Feb. 21</b>	2013 NBA Trade Deadline (2 p.m. CT)
<b>Apr. 10-13</b>	Portsmouth Invitational Tournament (Portsmouth, VA)
<b>Apr. 17</b>	Regular season ends
<b>Apr. 20</b>	2013 NBA Playoffs begin
<b>Apr. 28</b>	NBA Draft Early Entry Eligibility Deadline (10:59 p.m. CT)
<b>May 7</b>	Conference Semifinals begin
<b>May 21</b>	2013 NBA Draft Lottery
<b>May 22</b>	Conference Finals begin
<b>June 6</b>	The Finals 2013 begin
<b>June 17</b>	NBA Draft Early Entry Withdrawal Deadline (4 p.m. CT)
<b>June 20</b>	Last possible date for 2013 NBA Finals
<b>June 27</b>	2013 NBA Draft

## 2012-2013 NBA Officiating Crew

6	Tony Brown
7	Kevin Fehr
8	Marc Davis
9	Derrick Stafford
10	Ron Garretson
11	Derrick Collins
12	Violet Palmer
13	Monty McCutchen
14	Ed Malloy
15	Bennett Salvatore
16	David Guthrie
17	Joe Crawford
18	Matt Boland
19	James Capers
20	Leroy Richardson
22	Bill Spooner
23	Jason Phillips
24	Mike Callahan
25	Tony Brothers
26	Pat Fraher
27	Dick Bavetta
28	Zach Zarba
29	Mark Lindsay
30	John Goble
31	Scott Wall
32	Eddie F. Rush
33	Sean Corbin
34	Kevin Cutler
35	Kane Fitzgerald
36	David Jones
37	Lauren Holtkamp
38	Michael Smith
39	Brenda Pantoja
40	Leon Wood
41	Ken Mauer
42	Eric Lewis
43	Dan Crawford
44	Eli Roe
45	Brian Forte
46	Ben Taylor
47	Bennie Adams
48	Scott Foster
49	Tom Washington
50	Olandis Poole
52	Scott Twardoski
54	Nick Buchert
55	Bill Kennedy
56	Mark Ayotte
57	Greg Willard
58	Josh Tiven
59	Gary Zielinski
60	James Williams
61	Courtney Kirkland
63	Derek Richardson
64	SirAllen Conner
65	Sean Wright
66	Haywoode Workman
68	Marat Kogut
70	Brent Barnaky
71	Rodney Mott
72	JT Orr
73	Tre Maddox
74	Curtis Blair
75	Eric Dalen
76	Steve Anderson
77	Karl Lane
78	Scott Bolnick
79	Kevin Scott

# Go ahead. Call us for traveling.

Proud to be the Official Airline  
of the Houston Rockets.



With over 370 destinations throughout the world, we can take you to the action, no matter where it is. So be sure to put us in your playbook. For information and reservations, go to [united.com](http://united.com).

**UNITED**



A STAR ALLIANCE MEMBER



# 2012-13 SEASON SCHEDULE

## NOVEMBER

sun	mon	tues	wed	thur	fri	sat
			1 DET	2 ATL	3 ATL	4 POR
5 LAL	6 MIA	7 NO	8 CHI	9 NY	10 TOR	11 OKC
12 LAL	13 TOR	14 OKC	15 TOR	16 OKC	17 TOR	18 OKC

## DECEMBER

sun	mon	tues	wed	thur	fri	sat
						1 UTA
2 LAL	3 LAL	4 LAL	5 LAL	6 LAL	7 LAL	8 LAL
9 LAL	10 LAL	11 LAL	12 LAL	13 LAL	14 LAL	15 LAL

## JANUARY

sun	mon	tues	wed	thur	fri	sat
						1 UTA
2 LAL	3 LAL	4 LAL	5 LAL	6 LAL	7 LAL	8 LAL
9 LAL	10 LAL	11 LAL	12 LAL	13 LAL	14 LAL	15 LAL

## FEBRUARY

sun	mon	tues	wed	thur	fri	sat
						1 CHA
2 LAL	3 LAL	4 LAL	5 LAL	6 LAL	7 LAL	8 LAL
9 LAL	10 LAL	11 LAL	12 LAL	13 LAL	14 LAL	15 LAL

## MARCH

sun	mon	tues	wed	thur	fri	sat
						1 CHA
2 LAL	3 LAL	4 LAL	5 LAL	6 LAL	7 LAL	8 LAL
9 LAL	10 LAL	11 LAL	12 LAL	13 LAL	14 LAL	15 LAL

## APRIL

sun	mon	tues	wed	thur	fri	sat
						1 CHA
2 LAL	3 LAL	4 LAL	5 LAL	6 LAL	7 LAL	8 LAL
9 LAL	10 LAL	11 LAL	12 LAL	13 LAL	14 LAL	15 LAL

### TV SCHEDULE KEY

★ ESPN ● NBA TV □ AWAY ■ HOME

All games broadcast on



All games broadcast on SportsTalk 790

and KEVH 850AM

All times CDT/EST and PM unless specified

Date and times subject to change



FOR TICKETS GO TO **ROCKETS.COM**  
OR CALL **713.627.DUNK**

# 2012-13 SEATING MAP

INDIVIDUAL PRICES  
START AT:

**\$125**

Rockets Club East/West

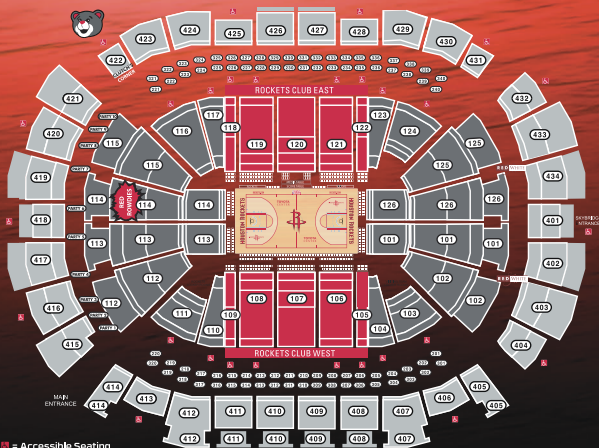
**\$50**

Lower Bowl

**\$10**

Upper Bowl

Prices subject to change based on  
availability, location and game date.



♿ = Accessible Seating

TOYOTA CENTER