



RUN AS ONE

2017'18 SEASON

MEDIA GUIDE

TOYOTA CENTER





**Houston Rockets
2017-18
Media Guide**

**Toyota Center
1510 Polk Street
Houston, TX 77002
(713) 758-7200**

**Edited and Compiled by
Sean McCloskey**

**Cover Design by
Jose Lopez & Will Tullos**

**Editorial Assistance by
Tracey Hughes, Jenny
Zehentner**

© 2017 Houston Rockets

The information contained in this publication was compiled by the Houston Rockets and is provided as a courtesy to our fans and the press and may be used only for personal or editorial purposes. Any commercial use of this information is prohibited without the prior written consent of the Houston Rockets. All NBA and team insignia depicted in this publication are the property of NBA Properties, Inc. and the respective teams of the NBA and may not be reproduced for commercial purposes without the prior written consent of NBA Properties, Inc. Photography by Bill Baptist and NBA Photos. Printing by CPY of Houston.

Table of Contents

General Information

2017-18 Roster.....	Inside Front Cover
Media Guide Credits.....	1
Table of Contents.....	2
Media Information.....	3
Rockets Directory.....	4-5
Owner Tilman J. Fertitta.....	6-8

Basketball Operations

Head Coach Mike D'Antoni.....	10
Rockets Basketball Staff.....	11
Rockets Medical Staff.....	12

Players

Ryan Anderson.....	14-16
Trevor Ariza.....	17-20
Tarik Black.....	21-22
Bobby Brown.....	23-25
Clint Capela.....	26-27
Eric Gordon.....	28-30
James Harden.....	31-34
Demetrius Jackson.....	35-36
Luc Mbah a Moute.....	37-39
Nenê.....	40-43
Cam Oliver.....	44-45
Chinanu Onuaku.....	46-47
Chris Paul.....	48-50
P.J. Tucker.....	52-54
Troy Williams.....	55-56
Zhou Qi.....	57
Players in the System.....	58-60

Business Team

Rockets Executives.....	64
Rockets Business Team & Broadcasters.....	65-70
One Team All-Stars.....	71
Rockets Entertainers.....	72-73
Clutch City Foundation & Community.....	74-76
Toyota Center.....	77
Rockets Championships.....	78-79

2016-17 In Review

Season Statistics & Transactions.....	82
Game-by-Game Results.....	83
Season Highs.....	84
Season Breakdown.....	85
Game-by-Game Statistics.....	86-87
Superlatives.....	88
Miscellaneous Statistics.....	89
Quarter-by-Quarter Scoring.....	90
Miscellaneous Scoring.....	91
Standings.....	92
League Leaders.....	92
Team Statistics.....	93-97
Key Dates/ Officiating Crew.....	98

Records

Rockets Career Leaders.....	100-101
Rockets 40-Point Club.....	102-103
Opponents 40-Point Club.....	104-105
Rockets Team Records.....	106-108
Opponents Team Records.....	109-111
Rockets Individual Records.....	112-115
Opponents Individual Records.....	116
Rockets Rookie Records.....	117
Rockets All-Time Coaching Summary.....	117
Toyota Center Team Records.....	118-119
Toyota Center Individual Records.....	120-121
Rockets All-Time Preseason Records.....	121
Triple-Doubles.....	122
Record by Months.....	123
Rockets Conference/Division Records.....	124
Yearly Streaks.....	125
Record vs. Opponents & Overtime.....	126
High Scorers vs. Opponents.....	127
Rockets Miscellaneous Records.....	128

History

History of the Rockets.....	130-132
The 22-Game Winning Streak.....	133
Overall Record.....	134
Home Attendance.....	135
Retired Numbers: Clyde Drexler.....	136-137
Retired Numbers: Moses Malone.....	138-139
Retired Numbers: Calvin Murphy.....	140-141
Retired Numbers: Hakeem Olajuwon.....	142-143
Retired Numbers: Rudy Tomjanovich.....	144-145
Retired Numbers: Yao Ming.....	146-147
Carroll Dawson.....	148
Rockets in the Hall of Fame.....	149-150
Rockets NBA Honors.....	150-151
Rockets in All-Star Games.....	152-153
Rockets on U.S. National Teams.....	154
Rockets All-Decade Teams.....	155
Rockets Dates & Deals.....	156-169
The Last Time.....	170
Rockets in the Draft.....	171-173
All-Time Starting Lineups.....	174-175
All-Time Uniform Numbers.....	176-179
Ownership Chronology.....	179
Year-by-Year Team Statistics.....	181-230
Rockets All-Time Roster.....	231-264

Playoffs

Rockets in the Playoffs.....	266
Year-by-Year Results.....	267-273
Year-by-Year Statistics.....	274-281
Cumulative Playoff Statistics.....	282
Rockets All-Time Playoff Leaders.....	283-284
Best Playoff Series.....	284
Playoff 40-Point Club.....	285
Playoff Statistical Achievements.....	285
Playoff Records.....	286-289
Playoff Series Records.....	290

Opponents Information

NBA Directory.....	292
Atlanta Hawks.....	293
Boston Celtics.....	294
Brooklyn Nets.....	295
Charlotte Hornets.....	296
Chicago Bulls.....	297
Cleveland Cavaliers.....	298
Dallas Mavericks.....	299
Denver Nuggets.....	300
Detroit Pistons.....	301
Golden State Warriors.....	302
Indiana Pacers.....	303
Los Angeles Clippers.....	304
Los Angeles Lakers.....	305
Memphis Grizzlies.....	306
Miami Heat.....	307
Milwaukee Bucks.....	308
Minnesota Timberwolves.....	309
New Orleans Pelicans.....	310
New York Knicks.....	311
Oklahoma City Thunder.....	312
Orlando Magic.....	313
Philadelphia 76ers.....	314
Phoenix Suns.....	315
Portland Trail Blazers.....	316
Sacramento Kings.....	317
San Antonio Spurs.....	318
Toronto Raptors.....	319
Utah Jazz.....	320
Washington Wizards.....	321

NBA G League

NBA G League Information.....	322-323
Rio Grande Valley Vipers.....	324



Executive

Owner.....	Tilman J. Fertitta
Chief Executive Officer.....	Thaddeus B. Brown
General Counsel.....	Rafael Stone
Executive Vice President & General Counsel, Fertitta Entertainment.....	Steve Scheinthal
Executive Vice President & CFO, Fertitta Entertainment.....	Rick Liem
Associate General Counsel.....	Clay Allen
Vice President, Corporate Development.....	John R. Croley
Director, Fertitta Entertainment.....	Michael C. Fertitta
Director, Fertitta Entertainment.....	Patrick J. Fertitta
Vice President, Ticketing.....	Zee French
Chief Financial Officer.....	Marcus Jolibois
Vice President, Finance.....	Larry Kaiser
Executive Assistant to Owner & CEO.....	Leticia Magana
AGM of Toyota Center/VP, Arena Operations.....	Scott Manley
Vice President, Premium Sales.....	Jason McGuinness
Director of E-Sports Development.....	Sebastian Park
Chief Revenue Officer.....	Gretchen Sheirr
Vice President, Marketing.....	Ken Sheirr

Basketball Operations

General Manager.....	Daryl Morey
Head Coach.....	Mike D'Antoni
Associate Head Coach.....	Jeff Bzdelik
Assistant Coaches.....	Brett Gunning, Roy Rogers
Senior Consultant.....	Carroll Dawson
Senior Vice President of Basketball Operations.....	Keith Jones
Head Athletic Trainer, Dir. of Performance Rehab.....	Jason Biles
Sports Performance.....	Javair Gillette, Richard Williams
Basketball Operations Staff.....	Ariana Andonian, Devan Blair, John Cho, Motoki Fujii, Sachin Gupta, Jeremy Hassler, Chuck Hayes, Brent Johnson, Fan-Hal Koung, John Lucas, Monte McNair, Anthony Nila, Jim Paulis, Marko Radovanovic, Irving Roland, Gersson Rosas, Mitchell Vanya, Eli Witus
Team Healthcare Provider.....	Memorial Hermann Dr. Walter Lowe, Dr. James Muntz, Dr. Steven Flores, Dr. David Crumby, Dr. Rod Foroozan, Thomas O'Brien, D.D.S., Russ Paine, Tara Boening, Chef Ray Dathard

Box Office

Senior Director, Ticket Operations.....	Eric Marglous
Manager, Ticket Operations.....	Calvin Washington
Ticket Operations Representatives.....	Zanetta Jones, Chrystal Martin
Ticket Operations Coordinator.....	Trey Ousler
Box Office Supervisor.....	Theresa Dibrell
Box Office Assistant Supervisor.....	Meghann Washington

Broadcasting

Television Announcers.....	Bill Worrell, Matt Bullard, Clyde Drexler, Craig Ackerman (AT&T SportsNet)
Radio Announcers.....	Craig Ackerman, Matt Thomas (KBME SportsTalk 790 AM)
Spanish Radio Announcer.....	Adrian Chavarria (KEYH 850 AM)

Corporate Development

Senior Director, Corporate Partner Services.....	Dawn Keen
Director, Strategic Development China.....	Sunshine Rogers
Director, Corporate Sales.....	Geno Zicarelli
Managers, Partnership Activation.....	Randelyn Carpenter, Zack Devine, Shannon Fischer, Avani Sharma, Taryn Smith, Lauren Ward
Corporate Development Coordinator.....	Morgan Anderson
Corporate Sales Design Coordinator.....	Zach Shelton
Corporate Partner Activation Specialist China.....	Christine Hao

Finance & Administration

Director, Human Resources.....	Kristen Harper
Director, IT & Telecommunications.....	Okpara Young
Controller.....	Nicolas Somoano
Manager, Administrative Services.....	Terri Glenn
Manager, Network Operations.....	Brian Brown
Manager, Accounting.....	Lewis Madsen
Telecommunications Supervisor.....	Danny Jackson
Staff Accountants.....	Shelby Dennis, Sonia Ortiz, Zainab Rahim
Payroll Coordinator.....	Maranda Stephens
Senior Human Resources Generalist.....	Sonia Jethva
Employment Coordinator.....	Noelia Montero
Administrative Services Coordinator.....	Michael Moore
IT Systems Coordinator.....	Selena Lake, Billy Mouchan
AP Coordinator.....	Jacqueline Muckelroy
Senior Receptionist.....	Sandra Banks

Marketing & Strategy

Creative Director	José Lopez
Director, Events & Marketing	Mike Schrieders
Director, Digital Marketing	Paul Suarez
Director, Community Relations	Sarah Joseph
Director, Entertainment	Natalie Alvarado
Director, Production	Matthew Tape
Director, Programming	Jim Adessa
Director, Retail Operations	Kara Infante
Manager, Community Relations	Hai Duong
Manager, Events	Leilani Borbon Costa
Manager, Digital Developer & Design	Micha Kamla
Manager, Digital Content Strategy	Steven Goldfried
Senior Producer	Michael Canella
Senior Events Coordinator	Chrislord Templenuevo
Senior Programming Coordinator	Taylor French
Senior Digital Marketing Coordinator	Hiren Joshi
Digital Communications Coordinator	Kris Handoyo
Event Marketing Coordinator & Digital Specialist	Hunter Segesta
Motion Graphics Designer	David Congdon
Rockets Video Editor & Videographer	Terrance Daniels
Producer	Ben Sledge, Paul Woo
Video Editor	Zach Lee
Graphic Designers	Kim Rogers, Will Tullios
Mascot	Lane Hamilton
Entertainment Specialist	Dominic Davila
Marketing Operations Coordinator	O'Shea Woodhouse
Community Relations Coordinator	Ricky Gomez

Media Relations

Senior Director, Media & Player Relations	Tracey Hughes
Manager, Media Relations	Sean McCloskey
Manager, Player Relations	Shakira Wardally
Senior Coordinator, Media Relations	Jenny Zehentner

Sales & Services

Senior Director, Suite Activation & Development	Sarah Gibson
Director, Ticket Services	Chris Costa
Director, Ticket Sales	Cody Haynes
Director, Strategy & Analytics	Winston Lin
Manager, Group Sales & Inside Sales	Andrew Sidney
Manager, Premium Accounts	Lindsey Abowd
Manager, Ticket Services	Brandon Moss
Manager, Season Ticket Sales	Jesse Salazar
Manager, Suite Sales	Cortez Nichols, Courtney Aldrich
Suite Sales & Activation Executive	Jemina MacHarry
Group Sales Account Executives	Andrew Cornutt, Bailey Davis, Melissa Ezell, Ashli Henk, Elizabeth Lloyd, Brady Tumlinson
Season Ticket Sales Account Executives	Jake Brown, Nicholas Buckley, Daniel Konteh, DeAndre Shaw, S.J. Tucker, Jessica Zakem
Premium Sales Executive	Jaylian Barnes, Michael Dimitroff, Chris Saxton,
Ticket Services Executives	Andre Barron, Alexa Hughes, Samer Faris, Stephen Jones, Ragnar Hartzheim, Samantha Robison, Sarah Schanzer, Sheila Young
Suite Sales Consultant	Jared Capozzi, Zach Hall, Brittney Randolph, Andre Thomas
CRM Manager	Jennifer Harris
Business Analyst	Rhett Bailey
Business Development Associate	Brandon Preece
Ticket Sales and Services Coordinator	Sarah Dedmon

Toyota Center Operations

Senior Director, booking & Event Operations	Hillary Thomas
Senior Director, Security & Guest Services	Bryant Savage
Director, Facility Operations	Carlos Sepulveda
Director, Scoreboard Operations	Doug Swan
Assistant Director, Engineering	Edgar Portillo
Senior Manager Events Services	Rebecca Traylor
Manager, Security	Michael Drummond, Byron Johnson
Manager, Audio/Visual & Scoreboard	Scott Foulkrod
Manager, Event Services	Matthew Destounet
Manager, Guest Services	Cedrick Edwards, Jamie Pena
Manager, Facility Services	Juan Castillo
Assistant Manager, Facility Services	Cyrus Mitchell
Senior Audio/Visual Coordinator	Chris Walker
Senior Maintenance Supervisor	Troy Ford
Event Services Coordinator	Jessie Lantz
Event Booking Coordinator	Eric Martin
Special Events Coordinator	Sarah Silva
Fan Experience Coordinator	Leroy Fountain
Lead Operator & Energy Management Technician	Roderick Collins
Lead Carpenter	Marcellus Henderson
Building Operators	Tajma Baker, Kelly Lemond, Paul Purczinsky, Devin Zaring
Building Electrician	Daniel O'Malley
Maintenance Electrician	Joel Poff
Building Carpenter	Don Allen
Facility Services Supervisor	Mike Muse
Facility Services Assistant Supervisor	Inmar Alvarez, Andre Coleman
Facility Services Event Staff	Eddie Allen, Celestino Barcenas, Vincent Bradfor, Kenya Freeman, Delondre Roy
Facility Services/Shipping and Receiving	DJ Washington
Facility Services Administrative Assistant	Vanessa Ramos



On October 6, 2017, the Tilman J. Fertitta era began as the owner of the Houston Rockets. Fertitta, a Houston native, is an accomplished businessman and has an unrivaled passion for success. Before he joined the ranks as an NBA owner, Fertitta was already recognized as a world leader in the dining, hospitality, entertainment and gaming industries. He is the sole owner of Fertitta Entertainment which owns not only the NBA's Houston Rockets, but also the restaurant giant Landry's and the Golden Nugget Casinos and Hotels.

Through his restaurant and hospitality company Landry's, Fertitta owns more than 600 properties in 36 states and in over 15 countries. He is also one of the largest employers in the nation with more than 60,000 employees. His restaurants include a signature collection of eateries, as well as more than 50 different restaurant brands and award-winning concepts. The Signature Group includes some of the world's premier fine dining concepts, such as Mastro's Steakhouse and Ocean Club, Morton's The Steakhouse, The Oceanaire, Vic & Anthony's, Brenner's Steakhouse, Grotto, Atlantic Grill, La Griglia and Willie G's; while the multi-unit restaurant brands include such well known favorites as McCormick & Schmick's, Chart House, Landry's Seafood House, Rainforest Cafe, Saltgrass Steak House, Bubba Gump Shrimp Company, Claim Jumper, Mitchell's Fish Market, Dos Caminos, Bill's Bar & Burger and Joe's Crab Shack. Additionally, Fertitta owns 50% of Catch—one of Los Angeles' and New York's most popular eateries.

He also owns and operates numerous gaming, hospitality and entertainment venues, including the iconic Golden Nugget Casino and Hotel brand, with 5 locations throughout the United States, including Las Vegas and Laughlin, Nevada; Atlantic City, New Jersey; Biloxi, Mississippi and Lake Charles, Louisiana. Fertitta also launched into the online internet gaming world in the state of New Jersey with GoldenNuggetCasino.com and has been recognized as the top iGaming operator in the country, receiving the top iGaming operator of the year award in 2016 and 2017. In the Houston/Galveston area, he owns the award-winning San Luis Resort, The Westin Houston Downtown and several other award-winning regional hotels. In early 2018, Fertitta will open Houston's newest ultra-modern, luxury destination, The Post Oak Hotel at Uptown Houston. His entertainment destinations include the Galveston Island

Historic Pleasure Pier, The Kemah Boardwalk, Downtown Aquarium Denver and Houston and Tower of The Americas in San Antonio which are all featured on the Forbes, Travel Channel and USA Today's top five lists of attractions.

An influential business figure, Fertitta stars in his own reality TV show on CNBC called Billion Dollar Buyer, currently in production for its third season. Fertitta is been frequently featured in the nation's top financial and industry publications. He is also a frequent guest of prominent national business programs on networks like CNBC, MSNBC and Fox. He is considered one of the foremost authorities in the restaurant, gaming, entertainment and hospitality industries.

Fertitta's incredible attention to detail is what differentiates a Fertitta business from others. Fertitta is well-known for flying 20,000 feet over one of his properties and spotting a burned-out lightbulb. Whether you are at a Rockets game at the Toyota Center, dining at one of his many restaurants world-wide or visiting a Fertitta hotel property, a positive and memorable customer experience is of the utmost importance. As he frequently states, "There are no spare customers."

Fertitta's many personal honors include - Entrepreneur of the Year Award from Ernst & Young and induction into the Texas Business Hall of Fame as the second youngest inductee. In 2012, he was named Amusement Today's Person of the Year, and in 2013, he was named Casino Journal's Executive of the Year and is one of Restaurant News' top executives almost yearly. Fertitta first debuted on the Forbes 400 list in 2012 and is referred to as "the world's richest restaurateur." In honor of his contributions to the travel and tourism industry in Texas, Fertitta was the recipient of the Texas Travel Industry Association's Heritage Award in 2016.

While Fertitta is thrilled to be the team's 10th owner and is committed to ensuring the Rockets' excellence, this isn't the first time he's dabbled in major league sports, nor is it the first time he has had an ownership interest in the Houston Rockets. In the early 1980s, Fertitta was a minority partner in the Rockets back when Charlie Thomas was the majority owner. Fertitta subsequently sold his limited partnership interest in 1993 when Leslie Alexander acquired the Rockets, but continued to serve as an advisory director during the franchise's championship seasons in 1994-95. He was also an original investor in the Houston Texans.

Fertitta also makes sure to support other sports teams in the city as his Landry's restaurant company owns the naming rights to the Crawford Boxes section of the Houston Astros' Minute Maid Park, a seating area beyond the left field wall.

Fertitta believes in the importance of giving back to the community and devotes a substantial amount of time to civic service and charitable organizations. He currently serves as Chairman of the Board – Houston Police Foundation, Chairman of the Board – Houston Children's Charity and is currently serving his fourth year as Chairman of the Board of Regents - University of Houston. He is on the Executive Committee of the Houston Livestock Show and Rodeo, which is one of the nation's largest charitable organizations. Additionally, Fertitta serves on the boards of the Texas Heart Institute and Greater Houston Partnership. He and his wife Paige live in Houston with their four children, Michael, Patrick, Blayne and Blake.

"It's been a life-long dream of mine to own the Rockets," Fertitta said. "I've never wanted to own a professional team outside of Houston. It's my hometown."

For Fertitta, the Houston Rockets are more than just a basketball team, they're part of the Houston community. Under his ownership, he promises the fans and the City of Houston that the team will continue to play a major role in uniting the city.

"The Clutch City Foundation was formed by the Houston Rockets to strengthen our community by allowing us to assist those that are less fortunate and support organizations that improve our lives as Houstonians," Fertitta said. "We will be emblematic of all the good this great city has to offer by being champions both on and off the court. The entire Houston Rockets organization will be devoted to professionalism, philanthropy, and sportsmanship; and every year we will work as hard as we can in order to bring home a championship."



Basketball Operations



Mike D'Antoni

Head Coach

Mike D'Antoni [dan-TONE-ee] is entering his second season as head coach of the Houston Rockets after being named the 13th head coach in franchise history on June 1, 2016. He has over a quarter of a century of coaching experience, including 13 seasons as a head coach in the NBA with a career mark of 510-453 (.530).

Last season, D'Antoni was named NBA Coach of the Year after guiding the Rockets to a 55-27 mark after Houston went 41-41 in 2015-16. He became the eighth coach in league history to win multiple Coach of the Year awards, and joins Gregg Popovich as the only ones who are active. The National Basketball Coaches Association (NBCA) also named D'Antoni and Erik Spoelstra as co-recipients of the inaugural Michael H. Goldberg NBCA Coach of the Year award.

D'Antoni's first Coach of the Year award came after leading Phoenix to a franchise-high tying 62 wins in 2004-05. Over a four season span from 2004-05 through 2007-08, the Suns compiled a 232-96 (.707) mark, including back-to-back trips to the Western Conference Finals in 2005 and 2006.

In his first season with the Rockets, D'Antoni engineered an offense which set the NBA record for the most 3-pointers made in a single season with 1,181. Houston also finished second in the league in scoring with 115.3 points per game, tying for the second-highest scoring average in franchise history. D'Antoni was named Western Conference Coach of the Month in December after Houston went 15-2, tying for the most wins in single month in franchise history. He picked up his 500th win at Chicago on March 10, 2017, becoming the 30th coach in NBA history to accomplish that feat.

D'Antoni's previous stint as a head coach came with the Los Angeles Lakers from 2012-13 through 2013-14. He joined the team a few games into the 2012-13 season and led L.A. to its last playoff appearance. The following season saw Kobe Bryant limited to just six games due to injury.

From 2008-09 through 2011-12, D'Antoni served as head coach for New York. In his final full season in 2010-11, D'Antoni guided the Knicks to their first winning record in 10 years. Dating back to 1993-94, New York has averaged 100 points in a season five times, three of which came during the D'Antoni era.

D'Antoni joined Phoenix as an assistant coach in 2002-03 and took over head coaching duties 21 games into the following season. After winning just 21 games in 2003-04, Phoenix won 62 games in D'Antoni's first full season as head coach in 2004-05 while increasing its scoring average by 16.2 points per game. That marked the largest scoring increase from one season to the next by any team since the introduction of the shot clock in 1954-55.

The Suns play style under D'Antoni was viewed as revolutionary. At the time, Phoenix posted the NBA's three highest single season totals for 3-pointers made from 2004-05 through 2006-07. Prior to 2004-05, only three teams had more than 700 3FGM in a single season. Since D'Antoni's final season with the Suns in 2007-08, 73 teams have hit at least 700 3-pointers in a single season, including 25 teams in 2016-17.

D'Antoni's first NBA head coaching job came with Denver during the shortened 1998-99 season. He then spent a season scouting for San Antonio and another as an assistant coach for Portland before coaching Benetton Treviso to the Italian League title, the Italian Supercup and a spot in the Euroleague Final Four in 2001-02.

A dual citizen of the U.S. and Italy, D'Antoni enjoyed tremendous success as both a player and a coach in the Italian League, capturing numerous titles in both endeavors. In 2008, Euroleague Basketball named him one of the 50 Most Influential Personalities in European Club Basketball history. Prior to embarking on his international career, D'Antoni spent parts of four seasons playing in the NBA and ABA during the mid-70's.



NBA Coaching Record

Season	Team	Record	Pct.	Playoffs	Pct.	Playoff Result
1998-99	Denver	14-36	.280	---	---	
2003-04	Phoenix	21-40	.344	---	---	
2004-05	Phoenix	62-20	.756	9-6	.600	Conference Finals
2005-06	Phoenix	54-28	.659	10-10	.500	Conference Finals
2006-07	Phoenix	61-21	.744	6-5	.545	Conference Semifinals
2007-08	Phoenix	55-27	.671	1-4	.200	First Round
2008-09	New York	32-50	.390	---	---	
2009-10	New York	29-53	.354	---	---	
2010-11	New York	42-40	.512	0-4	.000	First Round
2011-12	New York	18-24	.429	---	---	
2012-13	L.A. Lakers	40-32	.556	0-4	.000	First Round
2013-14	L.A. Lakers	27-55	.329	---	---	
2016-17	Houston	55-27	.671	6-5	.545	Conference Semifinals
Totals	13 Seasons	510-453	.530	32-38	.457	

Basketball Operations



Ariana Andonian



Jason Biles



Devan Blair



Jeff Bzdelik



John Cho



Carroll Dawson



Motoki Fujii



Javier Gillette



Brett Gunning



Sachin Gupta



Jeremy Hassler



Chuck Hayes



Brent Johnson



Keith Jones



John Lucas



Monte McNair



Daryl Morey



Anthony Nila



Jim Paulis



Marko Radovanovic



Irving Roland



Roy Rogers



Gersson Rosas



Mitchell Vanya



Richard Williams



Eli Witus

Basketball Operations



Dr. Walter Lowe
Team Orthopedic
Surgeon



Dr. James Muntz
Team Physician/
Internist



Dr. Steven Flores
Team Orthopedic
Surgeon



Dr. David Crumblie
Team Orthopedic
Surgeon



Dr. Rod Foroozan
Ophthalmology
Consultant



Thomas O'Brien, D.D.S.
Dental Consultant




Russ Paine
Physical Therapy
Consultant

Players



#33 Ryan Anderson



Personal Info

Height

6-10

Weight

240

Birthdate

5/6/88

Birthplace

Sacramento, CA

High School

Oak Ridge (El Dorado Hills, CA)

Prior to NBA

California

NBA Experience

9

Drafted

2008 (21st overall) by New Jersey

Career Highs

	Regular Season	Playoffs		Regular Season	Playoffs
PTS	36 (2 times)	26 vs. GS 4/23/15	OR	11 at Phi 1/30/12	4 (2 times)
FGM	13 (4 times)	10 vs. GS 4/23/15	DR	11 (2 times)	9 vs. OKC 4/16/17
FGA	25 (2 times)	14 (2 times)	TR	20 at Phi 1/30/12	12 vs. OKC 4/16/17
3FGM	8 (4 times)	4 (3 times)	AST	5 (2 times)	4 vs. GS 4/25/15
3FGA	16 at Min 12/17/16	10 at SA 5/11/17	STL	5 vs. Mil 3/13/12	2 (3 times)
FTM	13 at Uta 12/17/15	4 (2 times)	BLK	3 (2 times)	2 (2 times)
FTA	13 at Uta 12/17/15	4 (3 times)	MIN	56:30 vs. Chi	39:25 vs. GS 4/23/15

Career Statistics

REGULAR SEASON

YEAR	G-S	MIN	FGM-A	PCT	3FGM-A	PCT	FTM-A	PCT	OFF-DEF-TOT	AST	PF-D	ST	TO	BLK	TP	RPG	APG	PPG
08-09 New Jersey	66-30	1312	160-407	.393	69-189	.365	98-116	.845	104-207-311	52	157-1	44	63	20	487	4.7	0.8	7.4
09-10 Orlando	63-6	911	169-388	.436	78-211	.370	71-82	.866	70-132-202	37	81-0	25	56	14	487	3.2	0.6	7.7
10-11 Orlando	64-14	1424	226-525	.430	134-341	.393	95-117	.812	129-226-355	52	137-0	30	49	38	681	5.5	0.8	10.6
11-12 Orlando	61-61	1964	332-757	.439	166-422	.393	150-171	.877	224-247-471	54	146-0	50	57	26	980	7.7	0.9	16.1
12-13 New Orleans	81-22	2503	472-1115	.423	213-557	.382	152-180	.844	191-328-519	97	179-2	42	97	31	1309	6.4	1.2	16.2
13-14 New Orleans	22-14	795	155-354	.438	67-164	.409	59-62	.952	66-76-142	17	47-0	10	20	7	436	6.5	0.8	19.8
14-15 New Orleans	61-51	675	291-729	.399	122-359	.340	129-151	.854	108-187-295	55	113-1	33	62	20	833	4.8	0.9	13.7
15-16 New Orleans	66-7	2008	397-929	.427	131-358	.366	199-228	.873	131-265-396	73	109-0	38	90	25	1124	6.0	1.1	17.0
16-17 Houston	72-72	2116	323-773	.418	204-506	.403	129-150	.860	112-218-330	68	142-0	31	55	14	979	4.6	0.9	13.6
TOTALS	556-231	14708	2525-5977	.422	1184-3107	.381	1082-1257	.861	1135-1886-3021	505	1111-4	303	549	195	7316	5.4	0.9	13.2

PLAYOFFS

YEAR	G-S	MIN	FGM-A	PCT	3FGM-A	PCT	FTM-A	PCT	OFF-DEF-TOT	AST	PF-D	ST	TO	BLK	TP	RPG	APG	PPG
09-10 Orlando	9-0	89	9-29	.310	4-14	.286	1-1	1.000	8-23-31	3	12-0	2	5	2	23	3.4	0.3	2.6
10-11 Orlando	6-0	147	8-30	.267	6-20	.300	6-6	1.000	10-17-27	3	16-0	5	1	1	28	4.5	0.5	4.7
11-12 Orlando	5-5	172	15-44	.341	12-30	.400	6-7	.857	9-14-23	4	22-1	3	9	2	48	4.6	0.8	9.6
14-15 New Orleans	4-0	95	16-36	.444	5-12	.417	6-6	1.000	7-10-17	9	12-0	0	4	2	43	4.3	2.3	10.8
16-17 Houston	11-9	336	36-92	.391	17-60	.283	14-16	.875	15-42-57	7	24-0	4	9	2	103	5.2	0.6	9.4
TOTALS	35-14	839	84-231	.364	44-136	.324	33-36	.917	49-106-155	26	86-1	14	28	9	245	4.4	0.7	7.0

Career Transactions

Selected by New Jersey in the first round (21st overall) of the 2008 NBA Draft... Traded by New Jersey to Orlando along with Vince Carter in exchange for Rafer Alston, Tony Battie and Courtney Lee on 6/25/09... Acquired by New Orleans via trade with Orlando in exchange for Gustavo Ayon on 7/11/12... Signed as a free agent with Houston on 7/9/16.

#33 Ryan Anderson

2016-17 Notes/Career Highlights

- In 72 games (all starts) for Houston, averaged 13.6 points and 4.6 rebounds in 29.4 minutes per game while shooting 41.8% from the floor, 40.3% from 3-point range and 86.0% from the line.
- Missed three games with the flu (1/17-1/18, 1/21), one game due to back spasms (3/8) and six games (3/26-4/5) with a right ankle sprain... Rockets were 5-5 in games that he missed.
- Marked second time playing more than 67 games for his career (81 GP in 2012-13).
- Rockets were 22-6 when he scored 15+ points, including 12-2 when he scored 20+.
- Averaged 16.2 points (46.0% FGs, 46.5% 3FGs) on the road compared to 11.0 ppg (37.0% FGs, 33.2% 3FGs) at home.
- Ranked ninth in the NBA in 3-pointers made with 204... Marked second-highest total of his career.
- Hit 2+ 3FGM 52 times, including 3+ 41 times, 4+ 25 times and 5+ 13 times... Had 4+ 3FGM in five straight games from 11/1-11/9, marking the longest streak of his career.
- Had just 55 turnovers in 72 games played.
- Recorded two double-doubles (10/30 vs. DAL and 1/31 vs. SAC)... Has 52 double-doubles for his career.
- Over the past six seasons, joined Stephen Curry and Klay Thompson as the only players to have averaged at least 2.5 3FGM while shooting 38.0% or better from behind-the-arc.
- Since entering the league in 2008-09, has the ninth-most 3FGM (1,184) of any player and has the fifth-most in NBA history of players listed 6-10 or taller... Led the NBA in 3FGM in 2011-12.
- Has shot 80.0% or better from the line in all nine of his seasons and 86.1% for his career.
- **Playoffs 2017:** Appeared in all 11 games with nine starts during Houston's run to the Western Conference Semifinals, averaging 9.4 points and 5.2 rebounds in 30.5 minutes per game while shooting 39.1% from the floor, 28.3% from 3-point range and 87.5% from the line... Had 12 rebounds in Game 1 of the First Round series vs. Oklahoma City... Hit 3+ 3FGM four times.

2015-16 (New Orleans)

- In 66 games with seven starts, averaged 17.0 points, 6.0 rebounds and 1.1 assists in 30.4 minutes per game while shooting 42.7% from the floor, 36.6% from 3-point range and 87.3% from the line.
- Missed two games due to illness (12/11-12/12/15), five games with left groin injury (3/20-3/28/16) and nine games with hernia (3/30-4/13/16).
- Scored 20+ points 22 times, including 30+ six times... Had a career-high tying 36 points vs. Sacramento on 1/28/16.
- Recorded eight double-doubles, including 31 points and 14 rebounds vs. Minnesota on 2/27/16.
- Hit 2+ 3FGM 38 times, including 3+19 times, 4+ 11 times, and 5+ six times.

2014-15 (New Orleans)

- In 61 games with five starts, averaged 13.7 points and 4.8 rebounds in 27.5 minutes per game while shooting 39.9% from the floor, 34.0% from 3-point range and 85.4% from the line.
- Suffered a MCL sprain at the L.A. Lakers on 4/1/15 and missed the next 18 games... Missed one game (1/23/15) due to a bilateral ankle inflammation and two games (2/9-2/11/15) with right elbow soreness.
- Scored 20+ points 12 times, including 30+ twice... Recorded three double-doubles.
- Hit 2+ 3FGM 37 times, including 3+ 18 times, and 4+ eight times... Had 8 3FGM twice, both times against Cleveland (11/10/14 and 12/12/14).
- **Playoffs:** Appeared in all four games of New Orleans First Round series vs. Golden State, averaging 10.8 points, 4.3 rebounds and 2.3 assists in 23.8 minutes per game while shooting 44.4% from the floor, 41.7% from 3-point range and 6-of-6 from the line... Had 26 points on 10-of-14 shooting in Game 3.

2013-14 (New Orleans)

- In 22 games with 14 starts, averaged 19.8 points and 6.5 rebounds in 36.1 minutes per game while shooting 43.8% from the floor, 40.9% from 3-point range and 95.2% from the line.
- Missed the first nine games of the season with a broken toe... Also missed the final 50 games after suffering a herniated disc after a collision with Boston's Gerald Wallace on 1/3/14.
- Scored 20+ points nine times, including 30+ twice... Had a career-high tying 36 points at Chicago on 12/2/13.
- Hit 2+ 3FGM in 17 of his 22 games played, including 3+ 12 times, and 4+ eight times.
- Recorded four double-doubles... Shot 59-of-62 from the foul line for the season.

2012-13 (New Orleans)

- In 81 games with 22 starts, averaged 16.2 points, 6.4 rebounds and 1.2 assists in 30.9 minutes per game while shooting 42.3% from the floor, 38.2% from 3-point range and 84.4% from the line... Missed one game with illness.
- Scored 20+ points 20 times, including 30+ three times.
- Grabbed 10+ rebounds 12 times and recorded 11 double-doubles.
- Hit 2+ 3FGM 58 times, including 3+ 37 times, 4+ 21 times, and 5+ 13 times... Had 8 3FGM at Phoenix on 11/23/12.
- Ranked second in the NBA in 3FGM (213).

2011-12 (Orlando)

- In 61 games (all starts), averaged 16.1 points and 7.7 rebounds in 32.2 minutes per game while shooting 43.9% from the floor, 39.3% from 3-point range and 87.7% from the line... Named NBA's Most Improved Player.
- Missed one game with a left calf contusion (1/27/11) and three games with a sprained right ankle (4/3-4/7/12).
- Scored 20+ points 21 times, including 30 points once.
- Grabbed 10+ rebounds 16 times and recorded 14 double-doubles... Had 20 rebounds at Philadelphia on 1/30/12.
- Led the NBA in 3FGM (166)... Hit 2+ 3FGM 45 times, including 3+ 28 times, 4+ 14 times, and 5+ 11 times.
- **Playoffs:** Started all five games of Orlando's First Round series Indiana, averaging 9.6 points and 4.6 rebounds in 34.4 minutes per game while shooting 34.1% from the floor, 40.0% from 3-point range and 85.7% from the line.

#33 Ryan Anderson

2010-11 (Orlando)

- In 64 games with 14 starts, averaged 10.6 points and 5.5 rebounds in 22.3 minutes per game while shooting 43.0% from the floor, 39.3% from the floor and 81.2% from the floor.
- Missed nine games with a sprained right mid-foot (12/4-12/21/10).
- Scored 20+ points five times... Grabbed 10+ rebounds seven times and recorded six double-doubles.
- Hit 2+ 3FGM 39 times, including 3+ 26 times, and 4+ 13 times.
- **Playoffs:** Appeared in all six games of Orlando's First Round series vs. Orlando averaging 4.7 points and 4.5 rebounds in 24.5 minutes per game while shooting 26.7% from the floor, 30.0% from 3-point range and 6-of-6 from the line.

2009-10 (Orlando)

- In 63 games with six starts, averaged 7.7 points and 3.2 rebounds in 14.5 minutes per game while shooting 43.6% from the floor, 37.0% from 3-point range and 86.6% from the line.
- Scored 20+ points twice... Had one double-double.
- Hit 2+ 3FGM 24 times, including 3+10 times, and 4+ five times.
- **Playoffs:** Appeared in nine games for Orlando during its run to the Eastern Conference Finals, averaging 2.6 points and 3.4 rebounds in 9.9 minutes per game while shooting 31.0% from the floor, 28.6% from 3-point range and 1-of-1 from the line.

2008-09 (New Jersey)

- In 66 games with 30 starts, averaged 7.4 points and 4.7 rebounds in 19.9 minutes per game while shooting 39.3% from the floor, 36.5% from 3-point range and 84.5% from the line.
- Scored 20+ points twice... Grabbed 10+ rebounds four times, including four double-doubles.
- Hit 2+ 3FGM 17 times, including 3+ nine times.

College

- Was an early entry candidate for the 2008 NBA Draft following his sophomore season at California... In two seasons with the Golden Bears, averaged 18.7 points and 9.0 rebounds... Started every game he played.
- Named Second Team All-America by The Sporting News and earned First Team All-Pac-10 honors as a sophomore... Led the Pac-10 in scoring (21.1 ppg) and ranked third in rebounding (9.9 rpg).
- Became first player in school history to record at least 600 points and 300 rebounds in a single season.
- As a freshman (2006-07), led the Bears in scoring and rebounding... Was named Honorable Mention All-Pac-10.

Personal

- Was given the nickname "Rhino" while in college.
- Lists golf as his favorite hobby... Favorite television show is Family Guy.
- Was part of the 2012 USA Men's Select Team that helped prepare the National Team for the 2012 Olympics... Also invited to the 2013 Team USA Mini-camp.
- In 2012, traveled to China on behalf of the NBA and visited Dalian, Beijing and Guangzhou while participating in NBA FIT clinics.
- From ages of 14-16, would go once a year with church group to help improve impoverished areas of Mexico.



#1 Trevor Ariza



Personal Info

Height

6-8

Weight

215

Birthdate

6/30/85

Birthplace

Miami, FL

High School

Westchester (Los Angeles, CA)

Prior to NBA

UCLA

NBA Experience

13

Drafted

2004 (43rd overall) by New York

Career Highs

	Regular Season	Playoffs		Regular Season	Playoffs
PTS	40 at Phi 3/1/14	36 vs. Pho 5/20/05	OR	8 vs. Pho 1/25/05	3 (3 times)
FGM	14 at Phi 3/1/14	13 (3 times)	DR	12 (2 times)	8 (2 times)
FGA	23 (2 times)	25 (3 times)	TR	15 at Atl 11/21/12	9 vs. Pho 5/13/05
3FGM	10 at Hou 2/12/14	9 vs. LAC 5/8/11	AST	11 at Mil 2/29/16	9 (4 times)
3FGA	14 (3 times)	12 vs. SA 5/5/17	STL	6 (6 times)	4 (2 times)
FTM	10 vs. Hou 2/25/07	12 vs. Hou 5/7/05	BLK	4 at Phi 3/1/14	2 at Pho 5/18/05
FTA	12 vs. Hou 2/25/07	12 vs. Hou 5/7/05	MIN	56:55 vs. Min 1/13/10	50:40 vs. SA 5/15/06

Career Statistics

REGULAR SEASON

YEAR	G-S	MIN	FGM-A	PCT	3FGM-A	PCT	FTM-A	PCT	OFF-DEF-TOT	AST	PF-D	ST	TO	BLK	TP	RPG	APG	PPG
04-05 New York	80-12	1382	172-389	.442	3-13	.231	121-174	.695	89-153-242	85	150-0	70	73	18	468	3.0	1.1	5.9
05-06 N.Y./Orl.	57-10	999	93-226	.412	1-5	.200	77-127	.606	78-140-218	61	100-1	57	62	11	264	3.8	1.1	4.6
06-07 Orlando	57-7	1278	200-371	.539	0-7	.000	106-171	.620	98-151-249	65	134-1	59	84	19	506	4.4	1.1	8.9
07-08 Orl./L.A.	35-3	547	69-136	.507	5-18	.278	49-75	.653	30-78-108	44	45-0	31	23	11	192	3.1	1.3	5.5
08-09 L.A. Lakers	82-20	1999	274-596	.460	61-191	.319	120-169	.710	111-241-352	145	166-1	137	87	24	729	4.3	1.8	8.9
09-10 Houston	72-71	2629	394-999	.394	136-407	.334	148-228	.649	78-325-403	276	162-0	126	161	40	1072	5.6	3.8	14.9
10-11 New Orleans	75-75	2600	303-762	.398	82-271	.303	138-197	.701	61-347-408	162	180-0	120	118	31	826	5.4	2.2	11.0
11-12 New Orleans	41-41	1350	168-403	.417	29-87	.333	79-102	.775	41-174-215	135	73-0	69	76	25	444	5.2	3.3	10.8
12-13 Washington	56-15	1471	188-451	.417	76-209	.364	78-95	.821	44-222-266	113	72-0	72	84	20	530	4.8	2.0	9.5
13-14 Washington	77-77	2723	389-853	.456	180-442	.407	149-193	.772	99-376-475	191	179-2	126	132	20	1107	6.2	2.5	14.4
14-15 Houston	82-82	2930	366-910	.402	194-555	.350	122-143	.853	77-382-459	209	186-0	152	141	17	1048	5.6	2.5	12.8
15-16 Houston	81-81	2859	357-859	.416	185-499	.371	126-161	.783	67-299-366	188	177-0	160	113	26	1025	4.5	2.3	12.7
16-17 Houston	80-80	2773	326-798	.409	191-555	.344	93-126	.738	54-404-458	175	133-0	147	73	20	936	5.7	2.2	11.7
TOTALS	875-574	25539	3299-7753	.426	1143-3259	.351	1406-1961	.717	927-3292-4219	1849	1757-5	1326	1227	282	9147	4.8	2.1	10.5

PLAYOFFS

YEAR	G-S	MIN	FGM-A	PCT	3FGM-A	PCT	FTM-A	PCT	OFF-DEF-TOT	AST	PF-D	ST	TO	BLK	TP	RPG	APG	PPG
06-07 Orlando	4-0	47	5-16	.313	0-0	---	1-4	.250	5-4-9	5	9-0	1	4	0	11	2.3	1.3	2.8
07-08 L.A. Lakers	8-0	45	7-12	.583	1-4	.250	2-4	.500	3-8-11	1	7-0	1	1	1	17	1.4	0.1	2.1
08-09 L.A. Lakers	23-23	722	92-185	.497	40-84	.476	36-64	.563	22-75-97	54	73-0	36	38	10	260	4.2	2.3	11.3
10-11 New Orleans	6-6	241	35-85	.412	7-21	.333	16-22	.727	7-32-39	20	16-0	8	7	3	93	6.5	3.3	15.5
13-14 Washington	11-11	407	52-108	.481	25-56	.446	21-27	.778	21-77-98	19	26-0	17	14	4	150	8.9	1.7	13.6
14-15 Houston	17-17	655	75-176	.426	36-96	.375	38-42	.905	18-91-109	44	51-0	30	23	2	224	6.4	2.6	13.2
15-16 Houston	5-5	181	13-51	.255	4-28	.143	3-4	.750	7-14-21	4	16-0	13	12	1	33	4.2	0.8	6.6
16-17 Houston	11-11	413	41-97	.423	23-61	.377	13-14	.929	8-48-56	23	25-0	14	9	2	118	5.1	2.1	10.7
TOTALS	85-73	2712	320-730	.438	136-350	.389	130-181	.718	91-349-440	170	223-0	120	108	23	906	5.2	2.0	10.7

Career Transactions

Selected by New York with the 43rd overall pick in the 2004 NBA Draft... Traded by New York to Orlando along with Anfernee Hardaway in exchange for Steve Francis on 2/22/06... Re-signed as a free agent with the Magic on 7/27/06... Traded by Orlando to the L.A. Lakers in exchange for Brian Cook and Maurice Evans on 11/20/07... Signed by Houston as a free agent on 7/8/09... Traded by Houston to New Orleans as part of a four-team trade which also involved Indiana and New Jersey on 8/11/10... Traded by New Orleans to Washington along with Emeka Okafor in exchange for Rashard Lewis and the 46th pick in the 2012 NBA Draft on 6/20/12... Traded by Washington to Houston as part of a three-time trade also involving New Orleans on 7/14/14.

#1 Trevor Ariza

2016-17 Notes/Career Highlights

- In 80 games (all starts) for Houston, averaged 11.7 points, 5.7 rebounds, 2.2 assists and 1.84 steals in 34.7 minutes per game while shooting 40.9% from the floor, 34.4% from 3-point range and 73.8% from the line.
- Missed one game due to personal reasons (4/2) and one game for rest (4/9)... Has only missed three games since the start of 2014-15.
- Rockets were 21-4 when he scored 15+ points... Averaged 12.6 points (43.7% FGs, 38.5% 3FGs) in wins compared to 9.9 ppg (35.3% FGs, 26.5% 3FGs) in losses.
- Ranked 14th in the NBA in 3-pointers made with 191... Marked his fourth straight season with at least 180 3FGM... That is the sixth most seasons with 180+ 3FGM in NBA history... Has the fifth-most 3FGM (749) of any player dating back to 2013-14.
- Hit 2+ 3FGM 52 times, including 3+ 36 times and 4+ 19 times... Recorded 3+ 3FGM and 3+ steals 11 times, which tied for the second-highest total in the NBA.
- Ranked sixth in the NBA in steals (1.84 spg) and second in steal-to-turnover ratio (2.01)... Has more steals than turnovers for his career (1,326 steals, 1,227 turnovers)... Dating back to 2008-09, has the fourth-most steals (1,106) of any player in the league.
- Had 3+ steals in five consecutive games twice... That tied for the longest streak by a Rocket since a 7-game span by Hakeem Olajuwon from 11/4-11/15/88.
- Averaged 6.4 rebounds over his final 30 games played, up from 5.3 rpg the first 50 games of the season.
- Grabbed 10+ rebounds five times after doing so once in 2015-16... Had three double-doubles and 35 for his career.
- Since re-joining Houston in 2014-15, the Rockets are 19-2 when he scores 20+ points, including 6-0 in 2016-17.
- Dating back to 2013-14, joins James Harden, Kawhi Leonard and Russell Westbrook as the only players with at least 4,000 points, 1,700 rebounds 700 assists and 500 steals... Over that span, joins Stephen Curry and Harden as the only players with at least 700 3FGM and 500 steals.
- First five seasons, (2004-05 through 2008-09), averaged 6.9 ppg, 3.8 rpg, 1.3 apg, 1.1 spg and 0.2 3FGM on 29.9% shooting... Past eight seasons (2009-10 through 2016-17), averaged 12.4 ppg, 5.4 rpg, 2.6 apg, 1.7 spg and 1.9 3FGM on 35.5% shooting.
- **Playoffs 2017:** Started all 11 games for Houston during its run to the Western Conference Semifinals, averaging 10.7 points, 5.1 rebounds, 2.1 assists and 1.27 steals in 37.5 minutes per game while shooting 42.3% from the floor, 37.7% from 3-point range and 92.9% from the line... Scored 20+ points twice... Hit 3+ 3FGM five times, including 5+ 3 times.

2015-16 (Houston)

- In 81 games (all starts), averaged 12.7 points, 4.5 rebounds, 2.3 assists and 1.98 steals (sixth in NBA) in 35.3 minutes per game while shooting 41.6% from the floor, 37.1% from 3-point range and 78.3% from the line.
- Missed the game at Washington on 12/9 with a bruised lower back, snapping his 172 consecutive games played streak (103 with Houston).
- Scored 20+ points eight times... Averaged 14.1 points on 46.2% shooting in wins and 11.3 ppg on 37.0% shooting in losses.
- Ranked 12th in 3FGM with 185... Hit 2+ 3FGM 54 times, including 3+ 31 times and 4+ 17 times... Hit 5+ 3FGM in three straight games from 1/22-1/25.
- Had 2+ steals in 15 straight games from 2/4-3/12.
- From the start of January (48 games) had 102 steals with 59 turnovers... Had 160 steals with 113 turnovers overall in 2015-16 and ranked fourth in steal-to-turnover ratio (1.42)..
- **2016 Playoffs:** Started all five games of the First Round series vs. Golden State, averaging 6.6 points, 4.2 rebounds and 2.60 steals in 36.2 minutes per game while shooting 25.5% from the floor, 14.3% from 3-point range and 75.0% from the line.

2014-15 (Houston)

- Started all 82 games, averaging 12.8 points, 5.6 rebounds, 2.5 assists and 1.9 steals (tied for 7th in NBA) in 35.7 minutes per game while shooting 40.2% from the floor, 35.0% from 3-point range and 85.3% from the line.
- One of 11 players in the league to start all 82 games.
- Scored 20+ points seven times (Rockets 7-0 mark)... Rockets were also 19-3 when he scored 17+ points.
- Grabbed 10+ rebounds five times and recorded three double-doubles.
- Had 3+ steals 22 times and had a steal-to-turnover ratio of 1.08 (tied for 9th in NBA).
- Recorded a career-high tying 6 steals vs. Miami on 1/3/15.
- Hit 2+ 3FGM 51 times, including 3+ 40 times and ranked seventh in the NBA in 3FGM... Hit a season-high tying 6 3FGM three times.
- **Playoffs:** Started all 17 games during the run to the Western Conference Finals, averaging 13.2 points, 6.4 rebounds, 2.6 assists and 1.8 steals in 38.5 minutes per game while shooting 42.6% from the floor, 37.5% from 3-point range and 90.5% from the line... Scored 20+ points three times... Grabbed 10+ rebounds three times and recorded two double-doubles... Hit 4+ 3FGM four times.

2013-14 (Washington)

- In 77 games (all starts), averaged 14.4 points, 6.2 rebounds, 2.5 assists and 1.6 steals in 35.4 minutes per game while shooting 45.6% from the floor, 40.7% from 3-point range and 77.2% from the line.
- Missed five games with a strained right hamstring (11/16-11/23/13).
- Scored 20+ points 18 times, including 30+ twice with a career-high 40 points (14-23 FGs, 8-12 3FGs) at Philadelphia on 3/11/14.
- Grabbed 10+ rebounds 13 times and posted 11 double-doubles... Had 3+ steals 21 times... Hit 2+ 3FGM 43 times, including 3+ 31 times.
- Hit a Wizards franchise-high 10 3FGM at Houston on 2/12/14 and hit eight consecutive 3-pointers (including 7-of-7 in the third quarter)... Also had 11 rebounds in that game against the Rockets, becoming the second player in NBA history to record at least 10 3FGM and 10 boards in a single game (Donyell Marshall on 3/13/05).
- **Playoffs:** Started all 11 games during the run to the Eastern Conference Semifinals, averaging 13.6 points, 8.9 rebounds, 1.7 assists, and 1.5 steals in 37.0 minutes per game while shooting 48.1% from the floor, 44.6% from 3-point range and 77.8% from the line... Scored 20+ points twice, including 30 points in Game 4 of the First Round series vs. Chicago... Recorded three double-doubles.

#1 Trevor Ariza

2012-13 (Washington)

- In 56 games with 15 starts, averaged 9.5 points, 4.8 rebounds, 2.0 assists and 1.3 steals in 26.3 minutes per game while shooting 41.7% from the floor, 36.4% from 3-point range and 82.1% from the line.
- Missed 17 games with a left calf strain (12/7/12-1/6/13), one game with a sore left knee (3/16/13), three games with the flu (3/23-3/27/13) and five games with a sore left knee (4/9-4/17/13).
- Scored 20+ four times... Recorded two double-doubles... Had 3+ steals 11 times... Hit 2+3FGM 22 times, including 3+ nine times.

2011-12 (New Orleans)

- In 41 games (all starts), averaged 10.8 points, 5.2 rebounds, 3.3 assists and 1.7 steals in 32.9 minutes per game while shooting 41.7% from the floor, 33.3% from 3-point range and 77.5% from the line.
- Missed eight games with a groin strain, five with a sore right ankle and two due to illness.
- Scored 20+ points five times... Had 3+ steals 10 times... Hit 2+ 3FGM six times.

2010-11 (New Orleans)

- In 75 games (all starts), averaged 11.0 points, 5.4 rebounds, 2.2 assists and 1.6 steals (9th in NBA) in 34.7 minutes per game while shooting 39.8% from the floor, 30.3% from 3-point range and 70.1% from the line.
- Missed three games with a right medial ankle sprain, two with a strained left abductor and one with tendinitis in his right ankle.
- Scored 20+ points three times... Grabbed 10+ rebounds four times and posted three double-doubles... Had 3+ steals 16 times... Hit 2+ 3FGM 27 times, including 3+ six times.
- **Playoffs:** Started in all six games of the First Round series vs. the L.A. Lakers, averaging 15.5 points 6.5 rebounds, 3.3 assists and 1.3 steals in 40.2 minutes per game while shooting 41.2% from the floor, 33.3% from 3-point range and 72.7% from the line... Scored 20+ points twice... Recorded his first career playoff double-double with 12 points and 12 rebounds in Game 3 vs. the Lakers on 4/22/11.

2009-10 (Houston)

- In 72 games with 71 starts, averaged 14.9 points, 5.6 rebounds, 3.8 assists and 1.8 steals (6th in NBA) in 36.5 minutes per game while shooting 39.4% from the floor, 33.4% from 3-point range and 64.9% from the line.
- Missed one game with a left hip pointer (2/9/10), seven games with a severe left hip pointer (2/24-3/7/10) and one game with flu-like symptoms (4/2/10).
- Scored 20+ points 12 times, including 30+ twice... Recorded six double-doubles, including one triple-double with 26 points, 10 rebounds and 10 assists vs. New Orleans on 4/14/10.
- Had 3+ steals 14 times... Hit 2+ 3FGM 40 times, including 3+ 19 times.

2008-09 (L.A. Lakers)

- Appeared in all 82 games with 20 starts, averaging 8.9 points, 4.3 rebounds, 1.8 assists and 1.7 steals (9th in NBA) while shooting 46.0% from the floor, 31.9% from 3-point range and 71.0% from the line.
- Scored 26 points vs. Dallas on 3/15/09... Had 11 points and 11 rebounds vs. Sacramento on 11/23/08... Had 3+ steals 20 times... Hit 2+ 3FGM 16 times, including 3+ four times.
- **Playoffs:** Started all 23 games during the Lakers title run, averaging 11.3 points, 4.2 rebounds 2.3 assists and 1.6 steals in 31.4 minutes per game while shooting 49.7% from the floor, 47.6% from 3-point range and 56.3% from the line... Scored 20+ points twice.

2007-08 (Orlando/L.A. Lakers)

- In 35 games with three starts, averaged 5.5 points, 3.1 rebounds and 1.3 assists in 15.6 minutes per game while shooting 50.7% from the floor, 27.8% from 3-point range and 65.3% from the line.
- Traded to the Lakers on 11/20/07... Missed the final 44 games with a fractured right foot... Scored in double-figures eight times... Had 11 points and 11 rebounds vs. Seattle on 11/13/07.
- **Playoffs:** Appeared in eight games for the L.A. Lakers during their run to the NBA Finals, averaging 2.1 points and 1.4 assists in 5.6 minutes per game while shooting 58.3% from the floor, 1-of-4 from 3-point range and 75.0% from the line.

2006-07 (Orlando)

- In 57 games with seven starts, averaged 8.9 points, 4.4 rebounds, 1.1 assists and 1.0 steals in 22.4 minutes per game while shooting 53.9% from the floor, 0-of-7 from 3-point range and 62.0% from the line.
- Missed five games with a sore right foot (11/1-11/8/06), 19 games with a sprained MCL in his right knee (1/12-2/21/07) and recorded one DNP-CD.
- Scored in double-figures 24 times, including 20+ twice... Had 16 points and 10 rebounds vs. Miami on 12/30/06... Had 3+ steals seven times.
- **Playoffs:** Appeared in all four games of the First Round series vs. Detroit, averaging 2.8 points, 2.3 rebounds and 1.3 assists in 11.8 minutes per game while shooting 31.3% from the floor and 1-of-4 from the line.

2005-06 (New York/Orlando)

- In 57 games with 10 starts, averaged 4.6 points, 3.8 rebounds, 1.1 assists and 1.0 steals in 17.5 minutes per game while shooting 41.2% from the floor, 1-of-5 from 3-point range and 60.0% from the line.
- Traded to the Magic on 2/22/06... Was on the inactive list 12 times, including two games due to back spasms (1/30-1/31/06)... Also recorded 12 DNP-CD's.
- Scored in double-figures seven times... Grabbed 10+ rebounds three times and recorded two double-doubles... Had 3+ steals five times.

#1 Trevor Ariza

2004-05 (New York)

- In 80 games with 12 starts, averaged 5.9 points, 3.0 rebounds and 1.1 assists in 17.3 minutes per game while shooting 44.2% from the floor, 23.1% from 3-point range and 69.5% from the line.
- On 11/3/04 at Minnesota, became the youngest player to wear a Knicks uniform at 19 years, four months and four days old.
- Had a season-high 21 points vs. Phoenix on 1/25/05... Also had 11 rebounds in that game for his only double-double of the season... Recorded 10+ boards one other time... Had 3+ steals five times.

College

- Declared for the NBA Draft following his freshman campaign at UCLA. Played in 25 games (23 starts) in his lone season with the Bruins.
- Earned All-Pac 10 Freshman Team honors ,averaging 11.6 points, 6.5 rebounds and a team-high 1.7 steals.

Personal

- Has three children, Tajh, Tristan and Taylor... Draws inspiration from the memory of his younger brother, Tajh, who died in a 1996 accident... Lists his mother as his most influential person growing up.
- Founded The Trevor Ariza Foundation, which is a non-profit organization dedicated to the support, information, education and advocacy of asthma disease... Primary goal of foundation is to increase awareness and educate patients and the general public about factors contributing to health problems in allergic and non-allergic asthmatic athletes and children.
- Named a Parade Second-Team All-American after prep career at Westchester High School in Los Angeles... Had jersey #4 retired by Westchester.
- Watching Penny Hardaway play while growing up inspired him to play basketball... Also played football.
- Enjoys playing FIFA with teammates to relax before games.
- Favorite TV shows are The Fresh Prince of Bel-Air, SportsCenter and Inside Stuff.
- Favorite movies are Fast Times at Ridgemont High, He Got Game and Anchorman.
- Favorite books are The Art of War, Johnny Long Legs and The Outsiders.
- Enjoys helping people cope with problems and would have liked to become a psychologist if he wasn't playing basketball.
- Favorite meal is spaghetti.
- Most memorable playing moment of his career was winning the NBA Championship with the Lakers in 2009.



#28 Tarik Black



Personal Info

Height	High School
6-9	Ridgeway (Memphis, TN)
Weight	Prior to NBA
250	Kansas
Birthdate	NBA Experience
11/22/91	3
Birthplace	Drafted
Memphis, TN	2014 (Undrafted)

Career Highs

	Regular Season	Playoffs		Regular Season	Playoffs
PTS	18 vs. Min 4/10/15		OR	9 vs. Mem 12/3/14	
FGM	8 (2 times)		DR	16 vs. Dal 1/20/17	
FGA	13 vs. Den 1/17/17		TR	19 vs. Dal 4/12/15	
3FGM	1 vs. Sac 2/14/17		AST	3 (4 times)	
3FGA	1 (3 times)		STL	2 (8 times)	
FTM	6 vs. Orl 1/9/15		BLK	3 (2 times)	
FTA	11 at Tor 3/27/15		MIN	34:46 vs. LAL11/19/14	

Career Statistics

REGULAR SEASON					REBOUNDS														
YEAR	G-S	MIN	FGM-A	PCT	3FGM-A	PCT	FTM-A	PCT	OFF-DEF-TOT	AST	PF-D	ST	TO	BLK	TP	RPG	APG	PPG	
14-15 Hou.-LA-L	63-39	1195	157-273	.575	0-1	.000	65-118	.551	142-226-368	42	158-2	19	48	24	379	5.8	0.7	6.0	
15-16 L.A. Lakers	39-0	496	57-104	.548	0-0	---	19-45	.422	44-113-157	16	78-0	14	22	18	133	4.0	0.4	3.4	
16-17 L.A. Lakers	67-16	1091	150-294	.510	1-2	.500	82-109	.752	144-199-343	39	173-1	29	58	44	383	5.1	0.6	5.7	
TOTALS	169-55	2782	364-671	.542	1-3	.333	166-272	.610	330-538-868	97	409-3	62	128	86	895	5.1	0.6	5.3	

Career Transactions

Was not selected in the 2014 NBA Draft... Signed as a free agent with Houston on 8/27/14... Waived by Houston on 12/26/14... Claimed off waivers by the L.A. Lakers on 12/26/14... Re-signed by the L.A. Lakers on 8/23/16... Waived by the L.A. Lakers on 7/1/17... Signed as a free agent with Houston on 7/18/17.

2016-17 Notes/Career Highlights

- In 67 games with 16 starts for the L.A. Lakers, averaged 5.7 points and 5.1 rebounds in 16.3 minutes per game while shooting 51.0% from the floor, 1-of-2 from 3-point range and 75.2% from the line.
- Was one of three players in to have averaged at least 5.0 ppg and 5.0 rpg in fewer than 17.0 mpg.
- Shot 75.2% from the line after shooting 51.5% his first two seasons.
- Scored in double-figures seven times and grabbed 10+ rebounds five times with two double-doubles.
- Of players with at least 60 games played, ranked fourth in offensive rebounds per 36 minutes played.
- Recorded 2+ blocks 13 times.
- Over the past three seasons, is only player to have averaged at least 2.0 offensive rebounds in fewer than 17.0 minutes per game with at least 50 games played.
- Shooting 54.2% from the floor for his career.

2015-16 (L.A. Lakers)

- In 39 games, averaged 3.4 points and 4.0 rebounds in 12.7 minutes per game while shooting 54.8% from the floor and 42.2% from the line.
- Was one of two players with at least three games played to average at least 4.0 rpg in fewer than 13.0 mpg.
- Scored in double-figures once.
- Appeared in eight games for the L.A. D-Fenders of the NBA Development League, averaging 16.4 points, 11.8 rebounds and 2.3 blocks in 32.1 minutes per game while shooting 57.4% from the floor and 60.5% from the line.
- **Summer 2015:** In five games for the L.A. Lakers in the NBA Summer League in Las Vegas, averaged 9.2 points and 7.6 rebounds in 23.2 minutes per game while shooting 69.2% from the floor.

2014-15 (Houston/L.A. Lakers)

- In 63 games with 39 starts, averaged 6.0 points and 5.8 rebounds in 19.0 minutes per game while shooting 57.5% from the floor and 55.1% from the line.
- Appeared in 25 games with 12 starts for Houston before being waived on 12/26... Claimed off waivers by the L.A. Lakers on 12/28 and appeared in 38 games with 27 starts over the remainder of the season.
- As a starter, averaged 7.2 points and 6.9 rebounds in 22.4 minutes per game.
- Scored in double-figures 14 times and grabbed 10+ rebounds seven times with five double-doubles.
- Had 19 rebounds vs. Dallas on 4/12.
- Appeared in one game for the L.A. D-Fenders of the NBA Development League, recording 23 points, 12 rebounds and 3 assists.
- **Summer 2014:** In eight games for Houston in the NBA Summer League in Las Vegas, averaged 4.5 points and 5.0 rebounds in 16.0 minutes per game while shooting 48.4% from the floor.


College

- After spending his first three seasons at Memphis, transferred to Kansas for his senior season.
- Appeared in 135 games for his career, averaging 8.4 points and 4.7 rebounds while shooting 61.4% from the floor.
- Led Conference USA in field goal percentage as both a sophomore and junior... Named C-USA All-Defensive Team and Second-Team All C-USA as a sophomore... Earned C-USA All-Freshman Team honors in 2010-11.

Personal

- First name is pronounced "TAR-ick."
- Parents are Lawrence Black and Judith Moore... Has two older siblings, Bilal and Amal... Father played college basketball.
- Graduated from Memphis with a degree in organizational leadership and is working on a master's degree in African and African American Studies.
- Began playing organized basketball in 9th grade at age 15.
- Played the trumpet for eight years.
- Led Ridgeway High School in Memphis to District 15-AAA titles as a junior and a senior.

#6 Bobby Brown



Personal Info

Height

6-2

Weight

175

Birthdate

9/24/84

Birthplace

Los Angeles, CA

High School

Westchester (Los Angeles, CA)

Prior to NBA

Cal State Fullerton

NBA Experience

3

Drafted

2007 (Undrafted)

Career Highs

	Regular Season	Playoffs		Regular Season	Playoffs
PTS	21 at LAL 11/23/08	11 vs. SA 5/7/17	OR	1 vs. Den 4/5/09	
FGM	8 (2 times)	5 vs. SA 5/7/17	DR	2 (3 times)	1 (2 times)
FGA	15 (2 times)	7 vs. SA 5/7/17	TR	2 (3 times)	1 (2 times)
3FGM	4 at Sac 4/9/17	4 vs. SA 5/7/17	AST	9 at LAC 4/10/17	1 at SA 5/1/17
3FGA	8 at LAC 4/10/17	5 vs. SA 5/7/17	STL	2 (3 times)	
FTM	3 (2 times)		BLK	1 vs. Den 4/5/09	
FTA	5 vs. Min 12/15/08		MIN	32:06 at LAC 4/10/17	5:30 vs. SA 5/7/17

Career Statistics

REGULAR SEASON

YEAR	G-S	MIN	FGM-A	PCT	3FGM-A	PCT	FTM-A	PCT	OFF-DEF-TOT	AST	PF-D	ST	TO	BLK	TP	RPG	APG	PPG
08-09 Sac./Min.	68-2	931	141-360	.392	45-130	.346	34-43	.791	14-38-52	117	95-0	21	63	3	361	0.8	1.7	5.3
09-10 N.O./LA-C	45-0	519	88-237	.371	26-98	.265	13-15	.867	9-29-38	88	42-0	15	46	1	215	0.8	2.0	4.8
16-17 Houston	25-0	123	23-60	.383	14-35	.400	2-2	1.000	0-6-6	14	5-0	1	5	0	62	0.2	0.6	2.5
TOTALS	138-2	1574	252-657	.384	85-263	.323	49-60	.817	23-73-96	219	142-0	37	114	4	638	0.7	1.6	4.6

PLAYOFFS

PERFORMANCE									RECORDS										
YEAR	G-S	MIN	FGM-A	PCT	3FGM-A	PCT	FTM-A	PCT	OFF-DEF-TOT	AST	PF-D	ST	TO	BLK	TP	RPG	APG	PPG	
16-17 Houston	5-0	22	10-20	.500	5-11	.455	0-0	---	0-2-2	1	1-0	0	0	0	25	0.4	0.2	5.0	

Career Transactions

Was not selected in the 2007 NBA Draft... Signed as a rookie free agent with Sacramento on 7/25/08... Traded by Sacramento to Minnesota along with Shelden Williams in exchange for Rashad McCants and Calvin Booth on 2/19/09... Traded by Minnesota to New Orleans along with Darius Songaila in exchange for Antonio Daniels and a future second round pick on 9/9/09... Traded by New Orleans to the L.A. Clippers in exchange for a future second round pick on 1/26/10... Signed as a free agent with Houston on 9/23/16... Waived by Houston on 12/5/16... Signed with Houston on 12/16/16... Re-signed with Houston on 9/25/17.

#6 Bobby Brown

2016-17 Notes/Career Highlights

- In 25 games for Houston, averaged 2.5 points in 4.9 minutes per game while shooting 38.3% from the floor, 40.0% from 3-point range and 2-of-2 from the line.
- Was waived on 12/5 but re-signed on 12/16.
- Recorded 40 DNP-CD's and was inactive (Coach's Decision) 11 times.
- Scored in double-figures in two of his final three games played after not doing so prior in his career.
- Over his final 14 games played, averaged 4.1 points on 50.0% shooting in 6.3 minutes per game after having a total of 5 points on 2-of-18 shooting his first 11 games played.
- Over his final five games played, shot 10-of-20 from 3-point range after shooting 4-of-15 his first 20 games played.
- Had a career-high 9 assists at the L.A. Clippers on 4/10... Had a total of 5 assists his other 24 games played in 2016-17.
- Prior to 2016-17, last played in the NBA in 2009-10... In between, played overseas in Greece, Poland, Germany, Italy, China, and Turkey.
- **Playoffs 2017:** Appeared in five games during Houston's run to the Western Conference Semifinals, averaging 5.0 points in 4.3 minutes per game while shooting 50.0% from the floor and 45.5% from 3-point range... Had 11 points in six minutes of play in Game 4 of the Western Conference Semifinals vs. San Antonio.

2015-16 (International)

- In 37 games for the Shenzhen Leopards of the Chinese Basketball Association, averaged 29.2 points, 6.3 assists, 4.7 rebounds and 1.1 steals... Also played for Besiktas Istanbul of the Turkish league, appearing in six games while averaging 17.5 points, 4.5 assists and 2.3 rebounds.

2014-15 (International)

- In 41 games for the DongGuan Leopards of the Chinese Basketball Association, averaged 31.3 points, 6.3 assists, 4.3 rebounds and 1.2 steals.
- **Summer 2014:** Started all five games for Portland in the NBA Summer League in Las Vegas, averaging 9.2 points 3.2 assists and 2.4 rebounds in 27.8 minutes per game while shooting 32.5% from the floor, 46.2% from 3-point range and 87.5% from the line.

2013-14 (International)

- In 41 games for the DongGuan Leopards of the Chinese Basketball Association, averaged 30.7 points, 5.7 assists, 3.9 rebounds and 1.6 steals.

2012-13 (International)

- In 49 games for Montepaschi Siena of the Italian league, averaged 17.3 points, 3.5 assists and 2.1 rebounds... In 24 Euroleague games, averaged 18.8 points, 5.3 assists and 1.7 rebounds.
- **Summer 2012:** In five games with two starts for Toronto in the NBA Summer League in Las Vegas, averaged 13.2 points, 4.2 assists and 1.6 rebounds in 22.6 minutes per game while shooting 47.2% from the floor, 50.0% from 3-point range and 88.9% from the line.

2011-12 (International)

- In 34 games for EWE Baskets Oldenburg of the German league, averaged 16.9 points, 4.7 assists and 2.2 rebounds... In 12 EuroChallenge games, averaged 15.8 points, 4.3 assists and 3.3 rebounds.

2010-11 (International)

- In four games for Asseco Prokom Gdynia of the Polish league, averaged 23.8 points, 4.3 assists, 3.0 rebounds and 1.8 steals... In six Euroleague games, averaged 10.7 points and 1.8 assists... In five VTB games, averaged 12.6 points, 2.2 assists and 2.0 rebounds... Also played for Aris Thessaloniki of the Greek league, averaging 11.3 points, 3.0 assists and 2.5 rebounds in 29 league games and 14.2 points, 3.3 assists and 2.6 rebounds in nine EuroCup games.
- **Summer 2010:** In five games with four starts for Toronto in the NBA Summer League in Las Vegas, averaged 12.4 points, 4.0 assists, 1.4 rebounds and 1.2 steals in 21.1 minutes per game while shooting 67.6% from the floor, 50.0% from 3-point range and 88.9% from the line.

2009-10 (New Orleans/L.A. Clippers)

- Appeared in a total of 45 games for New Orleans and the L.A. Clippers, averaging 4.8 points and 2.0 assists in 11.5 minutes per game while shooting 37.1% from the floor, 26.5% from 3-point range and 86.7% from the line.
- **Summer 2009:** In five games for Minnesota in the NBA Summer League in Las Vegas, averaged 4.8 points and 1.4 assists in 14.6 minutes per game while shooting 37.0% from the floor.

2008-09 (Sacramento/Minnesota)

- Appeared in a total of 68 games with two starts for Sacramento and Minnesota, averaging 5.3 points and 1.7 assists in 13.7 minutes per game while shooting 39.2% from the floor, 34.6% from 3-point range and 79.1% from the line.
- **Summer 2008:** In six games for New Orleans in the NBA Summer League in Las Vegas, averaged 15.2 points, 6.3 assists and 3.2 rebounds in 35.0 minutes per game while shooting 42.4% from the floor.

2007-08 (International)

- In 45 games for ALBA Berlin of the German league, averaged 13.8 points, 3.7 assists and 2.6 rebounds... In 10 ULEB Cup games, averaged 16.0 points, 4.2 assists and 2.6 rebounds..
- **Summer 2007:** Played for Charlotte in the Orlando Pro Summer League.

#6 Bobby Brown

College


- Played all four seasons at Cal-State Fullerton and left as the school's all-time leading scorer with 1,961 points... Also finished his career ranked first in 3-pointers made (307) and third in assists (516).

Personal

- Son of Bobby Brown and Regina Jefferson... Has a sister, Janika.
- Majored in communications... Enjoys playing video games and watching movies.



#15 Clint Capela



Personal Info

Height

6-10

Weight

240

Birthdate

5/18/94

Birthplace

Geneva, Switzerland

High School

INSEP (Paris, France)

Prior to NBA

Elan Chalon/Switzerland

NBA Experience

3

Drafted

2014 (25th overall) by Houston

Career Highs

	Regular Season	Playoffs		Regular Season	Playoffs
PTS	24 vs. Mem 3/4/17	20 at SA 5/1/17	OR	7 (3 times)	5 vs. SA 5/5/17
FGM	11 vs. Min 4/12/17	8 at SA 5/1/17	DR	12 vs. Sac 4/13/16	10 (2 times)
FGA	19 vs. Uta 11/19/16	11 vs. SA 5/11/17	TR	17 vs. Sac 4/13/16	15 vs. SA 5/5/17
3FGM			AST	5 vs. Uta 11/19/16	3 vs. SA 5/5/17
3FGA	1 vs. Mem 3/14/16	1 at SA 5/9/17	STL	4 at Det 11/30/15	2 (2 times)
FTM	8 vs. Mem 3/4/17	9 vs. SA 5/11/17	BLK	5 vs. Phi 11/14/16	5 vs. SA 5/5/17
FTA	10 (2 times)	14 vs. SA 5/11/17	MIN	36:24 at NY 11/29/15	34:33 vs. SA 5/11/17

Career Statistics

REGULAR SEASON

YEAR	G-S	MIN	FGM-A	PCT	3FGM-A	PCT	FTM-A	PCT	REBOUNDS OFF-DEF-TOT	AST	PF-D	ST	TO	BLK	TP	RPG	APG	PPG
14-15 Houston	12-0	90	14-29	.483	0-0	---	4-23	.174	10-26-36	2	14-0	1	5	9	32	3.0	0.2	2.7
15-16 Houston	77-35	1471	231-397	.582	0-1	.000	80-211	.379	194-300-494	47	190-3	59	60	92	542	6.4	0.6	7.0
16-17 Houston	65-59	1551	362-563	.643	0-0	---	94-177	.531	178-348-526	63	179-1	34	87	79	818	8.1	1.0	12.6
TOTALS	154-94	3112	607-989	.614	0-1	.000	178-411	.433	382-674-1056	112	383-4	94	152	180	1392	6.9	0.7	9.0

PLAYOFFS

YEAR	G-S	MIN	FGM-A	PCT	3FGM-A	PCT	FTM-A	PCT	REBOUNDS OFF-DEF-TOT	AST	PF-D	ST	TO	BLK	TP	RPG	APG	PPG
14-15 Houston	17-0	127	21-31	.677	0-0	---	15-29	.517	13-29-42	5	19-0	3	3	9	57	2.5	0.3	3.4
15-16 Houston	5-0	43	3-9	.333	0-0	---	2-5	.400	8-12-20	2	5-0	3	3	2	8	4.0	0.4	1.6
16-17 Houston	11-11	286	46-82	.561	0-1	.000	24-39	.615	26-70-96	12	28-0	8	8	28	116	8.7	1.1	10.5
TOTALS	33-11	457	70-122	.574	0-1	.000	41-73	.562	47-111-158	19	52-0	14	14	39	181	4.8	0.6	5.5

Career Transactions

Selected by Houston with the 25th overall pick in the 2014 NBA Draft.

2016-17 Notes/Career Highlights

- In 65 games with 59 starts for Houston, averaged 12.6 points, 8.1 rebounds, 1.0 assists and 1.22 blocks in 23.9 minutes per game while shooting 64.3% from the floor and 53.1% from the line.
- Sustained a small left fibula fracture at Minnesota on 12/17 and missed the next 15 games... Missed two games for rest (4/7 and 4/10).
- Averaged 12.6 points and 8.1 rebounds in 2016-17 after averaging 7.0 ppg and 6.4 rpg in 2015-16 and 2.7 ppg and 3.0 rpg as a rookie in 2014-15.
- Became the fifth different player in NBA history to average at least 12.0 points and 8.0 rebounds in fewer than 24.0 minutes per game in a single season and just the third dating back to 1959-60.
- After missing 15 games from 12/20-1/15 due to injury, appeared in 37 games the rest of the season, while averaging 13.2 points, 8.2 rebounds and 0.97 blocks in 23.4 minutes per game after averaging 11.8 ppg, 8.0 rpg, and 1.57 bpg in 24.5 mpg his first 28 games played.
- Scored in double-figures 47 times, including a career-high nine straight from 1/23-2/9, after doing so 20 times in 2015-16.
- Scored 20+ points seven times... Career-high entering 2016-17 was 18 points.
- Recorded 2+ blocks 21 times, including 3+ six times.
- Had 15 double-doubles in 65 games played in 2016-17 after having 10 in 77 games played in 2015-16... Grabbed 10+ rebounds 21 times in 2016-17.
- Ranked third in the NBA in field goal percentage (.643).
- Over his final 31 games played, shot 59.4% from the line after shooting 45.7% his first 34 games played... shot 53.1% from the line overall in 2016-17 after shooting 37.9% in 2015-16 and 17.4% as a rookie in 2014-15.
- **Playoffs 2017:** Started all 11 games for Houston during its run to the Western Conference Semifinals, averaging 10.5 points, 8.7 rebounds, 1.1 assists and 2.55 blocks in 26.0 minutes per game... Became first player in NBA playoff history to average at least 10.0 ppg, 8.0 rpg and 2.50 bpg in 26.0 or fewer mpg in a single postseason... Grabbed 10+ rebounds five times and recorded three double-doubles... Scored 20 points in Game 1 of the Western Conference Semifinals vs. San Antonio.

2015-16 (Houston)

- In 77 games with 35 starts, averaged 7.0 points, 6.4 rebounds and 1.19 blocks in 19.1 minutes per game while shooting 58.2% from the floor and 37.9% from the line.
- Was the only player in the league to average at least 7.0 ppg and 6.0 rpg in fewer than 20.0 minutes per game.
- Missed one game due to illness (12/14), one game with a left hip flexor strain (2/2) and three games (2/25-2/29) with a right foot sprain.
- Would have ranked fourth in the NBA in FG% (.582) if he qualified.
- Came off the bench in each of his final 31 games played after starting the previous 21 games... In 35 starts overall, averaged 8.3 points, 7.7 rebounds, 0.97 steals and 1.11 blocks in 22.9 minutes per game.
- Only played 20+ minutes three times over the final 32 games, averaging 15.5 mpg, after averaging 21.7 mpg his first 45 games played.
- Scored in double-figures 20 times.
- Grabbed 10+ rebounds 18 times, including a career-high 17 in the season finale vs. Sacramento on 4/13... Had 10 double-doubles.
- Recorded 2+ blocks 24 times, including 3+ eight times.
- Had 59 steals with 60 turnovers.
- **Playoffs:** Appeared in all five games of the First Round series vs. Golden State, averaging 1.6 points and 4.0 rebounds in 8.6 minutes per game while shooting 33.3% from the floor and 40.0% from the line.

2014-15 (Houston)

- In 12 games, averaged 2.7 points and 3.0 rebounds in 7.5 minutes per game while shooting 48.3% from the floor and 17.4% from the line... Was on the inactive list 56 times and recorded 14 DNP-CD's.
- Was assigned to the Rockets NBA Development League affiliate, Rio Grande Valley five times (11/10-12/2/14, 12/16-12/14/14, 12/27/14-1/25/15, 1/29-2/9/15, 2/19-3/27/15), appearing in 38 games with 32 starts, averaging 16.0 points, 9.7 rebounds and 3.0 blocks (2nd in D-League) in 24.4 minutes per game while shooting 60.1% from the floor, 0-of-3 from 3-point range and 59.6% from the line.
- Had 10 points on 4-of-4 shooting for the Rockets at Charlotte on 4/13/15.
- **Playoffs:** Appeared in all 17 games for Houston during its run to the Western Conference Finals, averaging 3.4 points and 2.5 rebounds in 7.5 minutes per game while shooting 66.7% from the floor and 51.7% from the line.

2013-14 (International)

- Played for Elan Chalon of the French League... In 30 league games, averaged 9.9 points, 7.3 rebounds and 1.7 blocks... In 10 Eurocup games, averaged 11.2 points, 6.5 rebounds and 1.1 blocks.

2012-13 (International)

- Played for Elan Chalon of the French League... In 14 league games, averaged 3.2 points and 2.9 rebounds... In seven Euroleague games, averaged 2.3 points and 3.0 rebounds... Also played for Elan Chalon's under-21 team.

Personal

- Born in Geneva, Switzerland and has played for the Swiss National Team... Parents are from Angola and the Congo.
- Played for the World Team in the 2014 Nike Hoop Summit.
- Played soccer growing up and still enjoys watching it and playing FIFA.
- Favorite TV shows are Narcos, Gotham and Empire... Favorite movies are He Got Game, Straight Outta Compton and Dope.
- Lists his older brother as his most influential person growing up and the reason why he started playing basketball.
- Favorite players growing up were Blake Griffin, Dwight Howard and Hakeem Olajuwon.
- Favorite foods are ribs and chili con queso.
- In 2017, participated in Basketball without Borders in Johannesburg, South Africa and played in the NBA Africa Game.

#10 Eric Gordon



Personal Info

Height

6-4

Weight

215

Birthdate

12/25/88

Birthplace

Indianapolis, IN

High School

North Central (Indianapolis, IN)

Prior to NBA

Indiana

NBA Experience

9

Drafted

2008 (7th overall) by L.A. Clippers

Career Highs

	Regular Season	Playoffs		Regular Season	Playoffs
PTS	41 vs. OKC 1/23/09	29 vs. GS 4/25/15	OR	5 at Phi 12/15/10	2 at OKC 4/23/17
FGM	14 vs. Min 12/20/10	12 vs. GS 4/25/15	DR	8 vs. Tor 2/23/15	6 (2 times)
FGA	26 at Por 1/20/11	21 vs. GS 4/25/15	TR	8 (3 times)	8 at OKC 4/23/17
3FGM	8 at LAL 12/7/16	6 vs. SA 5/7/17	AST	11 vs. SA 11/1/10	5 (2 times)
3FGA	17 vs. Mil 1/18/17	10 at GS 4/20/15	STL	5 (4 times)	2 (2 times)
FTM	16 vs. NJ 11/15/10	4 at OKC 4/23/17	BLK	3 (4 times)	2 (2 times)
FTA	20 vs. NJ 11/15/10	5 at OKC 4/23/17	MIN	53:12 at Uta 11/6/10	43:39 at SA 5/9/17

Career Statistics

REGULAR SEASON

YEAR	G-S	MIN	FGM-A	PCT	3FGM-A	PCT	FTM-A	PCT	OFF-DEF-TOT	AST	PF-D	ST	TO	BLK	TP	RPG	APG	PPG
08-09 L.A. Clippers	78-65	2677	411-901	.456	131-337	.389	299-350	.854	45-156-201	215	172-3	78	164	35	1252	2.6	2.8	16.1
09-10 L.A. Clippers	62-60	2229	352-784	.449	119-321	.371	222-299	.742	25-135-160	186	96-0	69	144	14	1045	2.6	3.0	16.9
10-11 L.A. Clippers	56-56	2112	427-949	.450	106-291	.364	287-348	.825	45-119-164	244	115-1	71	151	18	1247	2.9	4.4	22.3
11-12 New Orleans	9-9	310	63-140	.450	10-40	.250	49-65	.754	2-23-25	31	20-0	13	24	4	185	2.8	3.4	20.6
12-13 New Orleans	42-40	1264	235-584	.402	56-173	.324	187-222	.842	10-67-77	137	75-1	45	117	8	713	1.8	3.3	17.0
13-14 New Orleans	64-64	2057	356-817	.436	101-258	.391	175-223	.785	30-135-165	208	114-2	74	134	12	988	2.6	3.3	15.4
14-15 New Orleans	61-60	2018	285-694	.411	141-315	.448	107-133	.805	28-131-159	229	145-0	50	122	14	818	2.6	3.8	13.4
15-16 New Orleans	45-44	1481	231-552	.418	113-294	.384	111-125	.888	10-89-99	121	98-0	43	73	14	686	2.2	2.7	15.2
16-17 Houston	75-15	2323	412-1016	.406	246-661	.372	147-175	.840	29-172-201	188	150-0	48	121	41	1217	2.7	2.5	16.2
TOTALS	492-413	16472	2772-6437	.431	1023-2690	.380	1584-1940	.816	224-1027-1251	1559	985-7	491	1050	160	8151	2.5	3.2	16.6

PLAYOFFS

YEAR	G-S	MIN	FGM-A	PCT	3FGM-A	PCT	FTM-A	PCT	OFF-DEF-TOT	AST	PF-D	ST	TO	BLK	TP	RPG	APG	PPG
14-15 New Orleans	4-4	143	28-63	.444	13-32	.406	5-6	.833	2-7-9	15	11-0	2	10	2	74	2.3	3.8	18.5
16-17 Houston	11-2	358	51-121	.421	27-70	.386	13-18	.722	5-38-43	22	20-0	8	14	6	142	3.9	2.0	12.9
TOTALS	15-6	502	79-184	.429	40-102	.392	18-24	.750	7-45-52	37	31-0	10	24	8	216	3.5	2.5	14.4

Career Transactions

Selected with the seventh overall pick by the L.A. Clippers in the 2008 NBA Draft... Acquired by New Orleans from the L.A. Clippers along with Al-Farouq Aminu, Chris Kaman and a future first round pick in exchange for Chris Paul and two future second round picks on 12/14/11... Signed as a free agent with Houston on 7/9/16.

2016-17 Notes/Career Highlights

- In 75 games with 15 starts, averaged 16.2 points, 2.7 rebounds and 2.5 assists in 31.0 minutes per game while shooting 40.6% from the floor, 37.2% from 3-point range and 84.0% from the line.
- Became the first player in franchise history to be named Sixth Man of the Year... Also was the first Rocket to win the 3-point contest during NBA All-Star Weekend in New Orleans.
- Missed two games with a sprained left big toe (1/10-1/11) and four games with lower back soreness/tightness (1/25-1/27; 2/9-2/11)... Also missed one game for rest (4/9).
- Appeared in 75 games in 2016-17 after not playing more than 64 games in a since registering 78 as a rookie in 2008-09.
- Came off the bench 60 times... started 398 of his 417 career games played entering 2016-17.
- Scored 20+ points 19 times, including 30+ once... Rockets were 17-2 when he scored 20+ points.
- Had the third-highest scoring average (16.3 ppg) of any reserve with 7+ appearances.
- Averaged 17.6 points (43.6% FGs, 41.3% 3FGs) in wins compared to 13.4 ppg (34.3% FGs, 28.4% 3FGs) in losses... Rockets were 35-7 when he scored 15+ points.
- Ranked fourth in the NBA with 246 3-pointers made after not having more than 141 in a season prior in his career.
- Hit 206 3FGM as a reserve, breaking the NBA single season record of 179 by Mirza Teletovic in 2015-16.
- Over a 21-game span from 11/27-1/5, averaged 4.6 3FGM on 47.1% shooting ... Hit 3+ 3FGM in 13 consecutive games from 11/25-12/17, which tied for the third-longest streak in NBA history... Hit 4+ 3FGM in seven straight games from 11/25-1/27, which tied for second-longest streak in history.
- Hit 2+ 3FGM 65 times, including 3+ 49 times, 4+ 31 times and 5+ 13 times.
- Had a career-high 41 blocks... first time having more than 18 in a season since having 35 as a rookie in 2008-09.
- Dating back to 2013-14, is one of five players to average at least 2.5 3FGM while shooting 39.0% or better from behind-the-arc, joining Stephen Curry, Kyle Korver, J.J. Redick and Klay Thompson.
- **Playoffs 2017:** Appeared in all 11 games with two starts for Houston during its run to the Western Conference Semifinals, averaging 12.9 points, 3.9 rebounds and 2.0 assists in 32.6 minutes per game while shooting 42.1% from the floor, 38.6% from 3-point range and 72.2% from the line... Scored 20+ points twice... Hit 3+ 3FGM five times, including 6-of-9 in Game 4 of the Western Conference Semifinals vs. San Antonio.

2015-16 (New Orleans)

- In 45 games with 44 starts for New Orleans, averaged 15.2 points, 2.7 assists, 2.2 rebounds and 0.96 steals in 32.9 minutes per game while shooting 41.8% from the floor, 38.4% from 3-point range and 88.8% from the line.
- Suffered a fractured right ring finger vs. Minnesota on 1/19/16 and missed the next 16 games... Re-fractured the finger vs. Utah on 3/5/16 and missed the final 21 games of the season.
- Scored 20+ points 13 times, including 30+ twice.
- Hit 2+ 3FGM 29 times, including 3+ 21 times, and 4+ 15 times.

2014-15 (New Orleans)

- In 61 games with 60 starts, averaged 13.4 points, 3.8 assists and 2.6 rebounds in 33.1 minutes per game while shooting 41.1% from the floor, 44.8% from 3-point range and 80.5% from the line.
- Suffered a torn left labrum at Utah on 11/22/14 and missed the next 21 games.
- Scored 20+ points 13 times, including 30+ twice... Had 17 points and 10 assists vs. the L.A. Lakers on 1/21/15.
- Hit 2+ 3FGM 44 times, including 3+ 25 times, and 4+ 12 times.
- **Playoffs:** Started all four games of New Orleans First Round series vs. Golden State, averaging 18.5 points, 3.8 assists and 2.3 rebounds in 35.8 minutes per game while shooting 44.4% from the floor, 40.6% from 3-point range and 83.3% from the line... Scored 20+ points twice.

2013-14 (New Orleans)

- In 64 games (all starts), averaged 15.4 points, 3.3 assists, 2.6 rebounds and 1.16 steals in 32.1 minutes per game while shooting 43.6% from the floor, 39.1% from 3-point range and 78.5% from the line.
- Missed three games with a right hip contusion (12/27-12/30/13), one game with illness (3/12/14) and the final 14 games with left knee tendinitis.
- Scored 20+ points 16 times, including 30+ once.
- Hit 2+ 3FGM 31 times, including 3+ 13 times.

2012-13 (New Orleans)

- In 42 games with 40 starts, averaged 17.0 points, 3.3 assists, 1.8 rebounds and 1.07 steals in 30.1 minutes per game while shooting 40.2% from the floor, 32.4% from 3-point range and 84.2% from the line.
- Missed the first 29 games of the season with a right knee injury and an additional nine games, which were the second part of a back-to-back, as a precautionary measure... Missed one game with a sprained right hand (2/13/13) and one game with a sore left ankle (3/25/13).
- Scored 20+ points 17 times.
- Hit 2+ 3FGM 16 times, including 3+ eight times.

2011-12 (New Orleans)

- In nine games (all starts), averaged 20.6 points, 3.4 assists, 2.8 rebounds and 1.44 steals in 34.4 minutes per game while shooting 45.0% from the floor, 25.0% from 3-point range and 75.4% from the line.
- Missed 51 games with a right knee injury and four games due to back spasms.
- Scored 20+ points five times, including 30+ once... Hit 2+ 3FGM three times.

2010-11 (L.A. Clippers)

- In 56 games (all starts), averaged 22.3 points, 4.4 assists, 2.9 rebounds and 1.27 steals in 37.7 minutes per game while shooting 45.0% from the floor, 36.4% from 3-point range and 82.5% from the line.
- Missed two games with a bruised left shoulder and a total of 24 games with a sprained right wrist.
- Scored 20+ points 36 times, including 30+ eight times... Had 23 points and 11 assists vs. San Antonio on 11/1/10.
- Hit 2+ 3FGM 30 times, including 3+ 15 times, and 4+ nine times.

#10 Eric Gordon

2009-10 (L.A. Clippers)

- In 62 games with 60 starts, averaged 16.9 points, 3.0 assists, 2.6 rebounds and 1.11 steals in 36.0 minutes per game while shooting 44.9% from the floor, 37.1% from 3-point range and 74.2% from the line.
- Missed a total of 13 games with a strained groin, one game with hamstring tightness, three games with a sprained left big toe and three games due to illness.
- Scored 20+ points 20 times, including 30+ once.
- Hit 2+ 3FGM 33 times, including 3+ 25 times and 4+ eight times.
- Played for the sophomores in the Rookie Challenge during NBA All-Star Weekend.

2008-09 (L.A. Clippers)

- In 78 games with 65 starts, averaged 16.1 points, 2.8 assists, 2.6 rebounds and 1.00 steals in 34.3 minutes per game while shooting 45.6% from the floor, 38.9% from 3-point range and 85.4% from the line.
- Missed four games with a bruised left shoulder.
- Named to the NBA All-Rookie Second Team and was Western Conference Rookie of the Month for January... Played in the Rookie Challenge during NBA All-Star Weekend.
- Scored 20+ points 28 times, including 30+ five times... Had 41 points vs. Oklahoma City on 1/23/09.
- Hit 2+ 3FGM 37 times, including 3+ 22 times, and 4+ 12 times.

College


- Was an early entry candidate for the 2008 NBA Draft following his freshman season at Indiana... Averaged 20.9 points, 3.3 rebounds, 2.4 assists and 1.3 steals.
- Earned Second Team All-America honors from the National Association of Basketball Coaches and Third Team honors from The Associated and picked up Nation All-Freshman Team honors from The Sporting News.
- Named Big Ten Freshman of the Year... Earned unanimous First Team All-Conference honors from media and conference coaches.
- Led the Big Ten in scoring and set school and conference freshman records for total points (669).

Personal

- Son of Eric and Denise Gordon.
- Was a finalist for the 2012 U.S. Olympic Men's National Team and won a gold medal for Team USA at the 2010 FIBA World Championship.
- Named the 2007 Gatorade National Male Athlete of the Year... Was a McDonald's All-American and played in the Jordan Brand Classic.
- Named Indiana's Mr. Basketball as a senior after averaging 29.0 points, 6.2 rebounds and 3.3 assists for North Central High school in Indianapolis.



#13 James Harden



Personal Info

Height

6-5

Weight

220

Birthdate

8/26/89

Birthplace

Bellflower, CA

High School

Artesia (Los Angeles, CA)

Prior to NBA

Arizona State

NBA Experience

8

Drafted

2009 (Third overall) by Oklahoma City

Career Highs

	Regular Season	Playoffs		Regular Season	Playoffs
PTS	53 vs. NY 12/31/16	45 vs. GS 5/25/15	OR	5 (2 times)	3 at GS 4/27/16
FGM	16 (2 times)	15 at Dal 4/24/15	DR	15 vs. Det 1/20/16	9 (5 times)
FGA	33 vs. Chi 2/3/17	35 at Por 4/25/14	TR	17 vs. Det 1/20/16	11 (3 times)
3FGM	9 vs. NY 12/31/16	7 (2 times)	AST	17 (3 times)	14 at SA 5/1/17
3FGA	19 vs. Det 4/7/17	15 at SA 5/9/17	STL	8 vs. Uta 3/23/16	7 vs. GS 4/24/16
FTM	22 (2 times)	18 (2 times)	BLK	4 (2 times)	3 at Mem 5/9/11
FTA	25 (2 times)	20 (2 times)	MIN	47:56 at Sac 12/11/14	49:38 at Por 4/25/14

Career Statistics

REGULAR SEASON

YEAR	G-S	MIN	FGM-A	PCT	3FGM-A	PCT	FTM-A	PCT	OFF-DEF-TOT	AST	PF-D	ST	TO	BLK	TP	RPG	APG	PPG
09-10 Oklahoma City	76-0	1738	233-578	.403	93-248	.375	194-240	.808	47-197-244	137	200-1	80	106	20	753	3.2	1.8	9.9
10-11 Oklahoma City	82-5	2189	298-684	.436	113-324	.349	289-343	.843	42-213-255	176	207-1	92	106	24	998	3.1	2.1	12.2
11-12 Oklahoma City	62-2	1946	309-629	.491	114-292	.390	312-369	.846	30-222-252	229	150-0	62	137	15	1044	4.1	3.7	16.8
12-13 Houston	78-78	2985	585-1337	.438	179-486	.368	674-792	.851	62-317-379	455	178-0	142	295	38	2023	4.9	5.8	25.9
13-14 Houston	73-73	2777	549-1205	.456	177-483	.366	576-665	.866	61-283-344	446	177-0	115	265	29	1851	4.7	6.1	25.4
14-15 Houston	81-81	2981	647-1470	.440	208-555	.375	715-824	.868	75-384-459	565	208-2	154	321	60	2217	5.7	7.0	27.4
15-16 Houston	82-82	3125	710-1617	.439	236-657	.359	720-837	.860	63-438-501	612	229-1	139	374	51	2376	6.1	7.5	29.0
16-17 Houston	81-81	2947	674-1533	.440	262-736	.347	746-881	.847	95-564-659	907	215-0	121	464	38	2356	8.1	11.2	29.1
TOTALS	615-402	20687	4005-9053	.442	1382-3801	.364	4226-4951	.854	475-2618-3093	3527	1564-5	905	2068	275	13618	5.0	5.7	22.1

PLAYOFFS

YEAR	G-S	MIN	FGM-A	PCT	3FGM-A	PCT	FTM-A	PCT	OFF-DEF-TOT	AST	PF-D	ST	TO	BLK	TP	RPG	APG	PPG
09-10 Oklahoma City	6-0	120	12-31	.387	6-16	.375	16-19	.842	1-14-15	11	14-1	6	3	1	46	2.5	1.8	7.7
10-11 Oklahoma City	17-0	537	66-139	.475	23-76	.303	66-80	.825	10-81-91	61	48-1	21	28	13	221	5.4	3.6	13.0
11-12 Oklahoma City	20-0	630	93-214	.435	32-78	.410	108-126	.857	13-89-102	68	67-1	31	42	2	326	5.1	3.4	16.3
12-13 Houston	6-6	243	45-115	.391	15-44	.341	53-66	.803	5-35-40	27	18-0	12	27	6	158	6.7	4.5	26.3
13-14 Houston	6-6	263	50-133	.376	16-54	.296	45-50	.900	5-23-28	35	21-1	12	21	1	161	4.7	5.8	26.8
14-15 Houston	17-17	636	129-294	.439	41-107	.383	163-178	.916	12-85-97	128	49-0	28	77	7	462	5.7	7.5	27.2
15-16 Houston	5-5	193	41-100	.410	13-42	.310	38-45	.844	7-19-26	38	13-0	12	26	1	133	5.2	7.6	26.6
16-17 Houston	11-11	407	90-218	.413	32-115	.278	101-115	.878	7-53-60	93	43-1	21	59	5	313	5.5	8.5	28.5
TOTALS	88-45	3029	526-1244	.423	178-532	.335	590-679	.869	60-399-459	461	273-5	143	283	36	1820	5.2	5.2	20.7

Career Transactions

Drafted by Oklahoma City with the third overall pick in the 2009 NBA Draft... Acquired by the Rockets along with Cole Aldrich, Daequan Cook and Lazar Hayward from the Thunder in exchange for Kevin Martin, Jeremy Lamb and three future draft selections on 10/27/12... Signed a contract extension with Houston on 10/31/13... Signed a contract extension with Houston on 7/9/16... Signed a contract extension with Houston on 7/8/17.

#13 James Harden

2016-17 Notes/Career Highlights

- In 81 games (all starts), averaged 29.1 points (2nd in NBA), 11.2 assists (1st in NBA), 8.1 rebounds and 1.49 steals in 36.4 minutes per game while shooting 44.0% from the floor, 34.7% from 3-point range and 84.7% from the line... Also led league in FTM (746) and FTA (881).
- Missed his only game of the season with acute viral syndrome at Phoenix on 4/2... Marked just second game missed since the start of 2014-15.
- Was only unanimous choice for All-NBA First Team and finished second in voting for MVP... Also named First Team in 2013-14 and 2014-15 and Third Team in 2012-13.
- Voted a starter for the Western Conference in the All-Star Game... Has been an All-Star in each of the past five seasons.
- Named Western Conference Player of the Week four times and was Player of the Month in December.
- Averaged career-highs in scoring (29.1 ppg), assists (11.2 apg) and rebounding (8.1 rpg) for the third straight season... Joined Oscar Robertson (3 times) as the only players to have averaged at least 29.0 ppg, 11.0 apg and 8.0 rpg in a single season.
- Became the first player in league history to record at least 2,000 points, 900 assists, and 600 rebounds in a single season.
- Averaged 29.1 points per game while providing 27.1 ppg off of assists... Combined average of points and points off assists (56.2) was the 2nd-highest in NBA history, trailing only Nate Archibald's 56.8 in 1972-73... Wilt Chamberlain is third with 55.2 in 1961-62.
- Had a league-high 64 double-doubles, including 22 triple-doubles, after having 67 double-doubles, including nine triple-doubles, in his first seven seasons... Has 131 career double-doubles and 31 triple-doubles (Rockets 25-6 mark).
- Had 22 triple-doubles, tying for the sixth-highest single season total in NBA history and the second-most dating back to 1974-75... Recorded four straight triple-doubles from 3/12-3/18, which tied for the third-longest streak by any player dating back to 1989-90.
- Recorded a triple-double while scoring 40+ points seven times, which was the second-highest single season total in NBA history... Also became the first player in NBA history to score 50+ points while recording a triple-double twice in a single season.
- Had 30+ points and 10+ assists 29 times after doing so 21 times for his career entering 2016-17... Recorded 60 point-assist double-doubles in 2016-17, marking the highest total by any player dating back to 1992-93.
- Recorded a double-double in 19 straight games from 12/21-1/10, marking the longest streak by any player dating back to 2011-12.
- Had 53 points, a career-high tying 17 assists, and a season-high 16 rebounds on New Year's Eve vs. New York... According to the Elias Sports Bureau, became the first player in NBA history to record at least 50 points, 15 rebounds and 15 assists in a single game... Accounted for 95 points (points and assists) against the Knicks, marking second-highest single game total in NBA history (Wilt Chamberlain 104 on 3/2/62).
- Scored 36 of his 51 points in the second half at Philadelphia on 1/27, marking the second-highest scoring half in franchise history.
- Since joining the Rockets in 2012-13, has scored 890 more points than any other player and has made 496 more free throws than any other player has attempted... Also ranks third in 3FGM and fourth in assists and steals.
- One of nine players in NBA history with career averages of at least 20.0 ppg, 5.0 rpg and 5.0 apg joining Rick Barry, Larry Bird, Clyde Drexler, LeBron James, Michael Jordan, Oscar Robertson, Jerry West and Russell Westbrook
- **Playoffs 2017:** Started all 11 games for Houston during its run to the Western Conference Semifinals, averaging 28.5 points, 8.5 assists, 5.5 rebounds and 1.91 steals in 37.0 minutes per game while shooting 41.3% from the floor, 27.8% from 3-point range and 87.8% from the line... Joined Michael Jordan as only players to average at least 28.0 ppg, 8.0 apg, 5.0 rpg and 1.90 spg in a single postseason with at least six games played... Scored 30+ points six times, including 40+ twice... Recorded four double-doubles, including one triple-double with 33 points, 10 rebounds and 10 assists in Game 5 of the Western Conference Semifinals at San Antonio.

2015-16 (Houston)

- Started all 82 games, averaging 29.0 points (2nd in NBA), 7.5 assists (6th in NBA), 6.1 rebounds and 1.70 steals in 38.1 minutes per game (1st in NBA) while shooting 43.9% from the floor, 35.9% from 3-point range and 86.0% from the line... One of six players to start all 82 games in 2015-16.
- Voted an All-Star reserve... Named Western Conference Player of the Month for April and Player of the Week for games ending on 11/8/15.
- Scored 20+ points in 72 of the 82 games, including 30+ 38 times, 40+ 12 times.
- Became fourth different player in NBA history to average at least 29.0 points, 7.0 assists and 6.0 rebounds in a single season and the fourth player to average at least 27.0 ppg, 7.0 apg and 5.0 rpg in multiple seasons.
- Averaged 30.6 ppg, 8.3 apg, 6.5 rpg and 1.90 spg over the final 39 games.
- Recorded 22 double-doubles, including three triple-doubles.
- Ranked 3rd in the NBA with 236 3FGM... Shot 38.6% from behind-the-arc over the final 62 games after shooting 28.6% the first 20 games... Hit 2+ 3FGM in a career-high 16 straight games to finish the season... Reached 1,000 career 3FGM vs. Utah on 3/23/16.
- Had 457 points, 152 assists and 102 rebounds in March... According to the Elias Sports Bureau, became first player with at least 450 points, 150 assists and 100 rebounds in a single month since Oscar Robertson in December of 1967.
- Had 33 points, 17 rebounds and 14 assists vs. Detroit on 1/20/16... According to the Elias Sports Bureau, was first player to post those numbers since Wilt Chamberlain had 53 points, 32 rebounds and 14 assists for Philadelphia vs. the L.A. Lakers on 3/18/68.
- Had 45 points, 11 assists, 8 rebounds and 5 steals vs. Portland on 11/18/15... according to the Elias Sports Bureau, became the first player in NBA history to post those numbers in a single game since steals became an official stat in 1973-74.
- **Playoffs:** Started all five games of the First Round series vs. Golden State, averaging 26.6 points, 7.6 assists, 5.2 rebounds and 2.40 steals in 38.6 minutes per game while shooting 41.0% from the floor, 31.0% from 3-point range and 84.4% from the line... Scored 30+ points twice and recorded two double-doubles... Had a Rockets franchise-high tying 7 steals in Game 4 on 4/27/16.

#13 James Harden

2014-15 (Houston)

- Played and started all but one of a possible 82 games, averaging 27.4 points (2nd in NBA), 7.0 assists (9th in NBA), 5.7 rebounds and 1.9 steals (6th in NBA) in 36.8 minutes per game (2nd in NBA) while shooting 44.0% from the floor, 37.5% from 3-point range and 86.8% from the line.
- Only game missed (at ATL on 3/3/15) was due to a league suspension.
- Was runner-up for the NBA Most Valuable Player Award and was named First Team All-NBA, receiving 125 of a possible 129 first place votes.
- Named Western Conference Player of the Month twice (December and January) and Western Conference Player of the Week three times (weeks ending 12/14, 12/28 and 4/5).
- Voted an All-Star reserve and started in place of an injured Kobe Bryant, tallying 29 points in just 27 minutes of play... Also competed in the Three-Point Contest held during All-Star Weekend.
- Ranked fourth in 3-pointers made and led the league in free throw attempts... Shot 8-of-9 from behind-the-arc vs. Sacramento on 4/1/15.
- Joined Russell Westbrook in becoming the seventh and eighth different players in NBA history average at least 27.0 points, 7.0 assists and 5.0 rebounds in a single season.
- Scored in double-figures in all but two of his games played, including 20+ points 62 times, 30+ 35 times, 40+ 10 times and 50+ twice (50 vs. DEN on 3/19/15 and 51 vs. SAC on 4/1/15)... Led the NBA in most 20-point games, 30-point games and 40-point games and was tied with Kyrie Irving for the most 50-point games.
- Recorded 21 double-doubles, including four triple-doubles.
- **Playoffs:** Started all 17 games for Houston during its run to the Western Conference Finals, averaging 27.2 points, 7.5 assists, 5.7 rebounds and 1.6 steals in 37.4 minutes per game while shooting 43.9% from the floor, 38.3% from 3-point range and 91.6% from the line... Scored 20+ points 15 times, including 30+ five times and 40+ twice... Recorded six double-doubles, including one triple-double.

2013-14 (Houston)

- In 73 games (all starts), averaged 25.4 points (3rd in NBA), 6.1 assists, 4.7 rebounds and 1.6 steals in 38.0 minutes per game while shooting 45.6% from the floor, 36.6% from 3-point range and 86.6% from the line.
- Missed one game with a bruised left foot (11/13/13), three with a sore left foot (11/23-11/27/13), two games with a sprained left ankle (12/21-12/23/13), two games with a bruised left thumb (1/28-1/29/14) and sat out the final game of the season for rest.
- Earned All-NBA First Team honors... Selected as an All-Star reserve and was named a replacement starter.
- Named Western Conference Player of the Week in consecutive weeks (ending 3/2/14 and 3/9/14), becoming the first Rockets player to accomplish that feat in a single season.
- Scored 20+ points 54 times, including 30+ 24 times and 40+ twice... Recorded 14 double-doubles, including one triple-double.
- Hit the deciding shot with 0.7 seconds remaining vs. Washington on 2/12/14.
- **Playoffs:** Started all six games of the First Round series vs. Portland, averaging 26.8 points, 5.8 assists, 4.7 rebounds and 2.0 steals in 43.8 minutes per game while shooting 37.6% from the floor, 29.6% from 3-point range and 90.0% from the line... Scored 20+ points four times, including 30+ twice.

2012-13 (Houston)

- In 78 games (all starts), averaged 25.9 points (5th in NBA), 5.8 assists, 4.9 rebounds and 1.8 steals (7th in NBA) in 38.3 minutes per game while shooting 43.8% from the floor, 36.8% from 3-point range and 85.1% from the line.
- Missed two games (12/10/12, 2/13/13) with a sprained right ankle and two games with a sore right foot (3/30-4/1/13).
- Named All-NBA Third Team and selected as an All-Star reserve... Named Western Conference Player of the Week three times (weeks ending 11/4/12, 1/6/13 and 3/24/13).
- Scored a total of 82 points in his first two games as a Rocket, surpassing Wilt Chamberlain (79 points) for the highest point total by a player in his first two games with a team in NBA history.
- Scored in double-figures in all but two of his games played, including 20+ 65 times, 30+ 23 times and 40+ twice.
- Scored 25+ points in a franchise-high 14 straight games from 12/16/12-1/9/13.
- Recorded nine double-doubles, including one triple-double.
- **Playoffs:** Started all six games of the First Round series vs. Oklahoma City, averaging 26.3 points, 6.7 rebounds, 4.5 assists and 2.0 steals in 40.5 minutes per game while shooting 39.1% from the floor, 34.1% from 3-point range and 80.3% from the line... Scored 20+ points five times, including 30+ three times... Recorded one double-double.

2011-12 (Oklahoma City)

- In 62 game with two starts, averaged 16.8 points, 4.1 rebounds, 3.7 assists and 1.0 steals in 31.4 minutes per game while shooting 49.1% from the floor, 39.0% from 3-point range and 84.6% from the line.
- Named Sixth Man of the Year, receiving 115 of a possible 119 first-place votes.
- Scored 20+ points 15 times, including 30+ twice and 40+ once.
- **Playoffs:** Appeared in all 20 games for Oklahoma City during its run to the NBA Finals, averaging 16.3 points, 5.1 rebounds, 3.4 assists and 1.6 steals in 31.5 minutes per game while shooting 43.5% from the floor, 41.0% from 3-point range and 85.7% from the line... Scored 20+ points five times, including 30+ once.

2010-11 (Oklahoma City)

- Appeared in all 82 games with five starts, averaging 12.2 points, 3.1 rebounds, 2.1 assists and 1.1 steals in 26.7 minutes per game while shooting 43.6% from the floor, 34.9% from 3-point range and 84.3% from the line.
- Scored 20+ points 10 times.
- **Playoffs:** Appeared in all 17 games during Oklahoma City's run to the Western Conference Finals, averaging 13.0 points, 5.4 rebounds, 3.6 assists and 1.2 steals in 31.6 minutes per game while shooting 47.5% from the floor, 30.3% from 3-point range and 82.5% from the line... Scored 20+ points three times.

#13 James Harden

2009-10 (Oklahoma City)

- In 76 games, averaged 9.9 points, 3.2 rebounds, 1.8 assists and 1.1 steals in 22.9 minutes per game while shooting 40.3% from the floor, 37.5% from 3-point range and 80.8% from the line.
- Named All-Rookie Second Team.
- Scored 20+ points four times.
- **Playoffs:** Appeared in all six games of the First Round series vs. the L.A. Lakers, averaging 7.7 points, 2.5 rebounds, 1.8 assists and 1.0 steals in 20.0 minutes per game while shooting 38.7% from the floor, 37.5% from 3-point range and 84.2% from the line.

College

- Early entry candidate for the 2010 NBA Draft following his sophomore season at Arizona State... Was a two-time First-Team All-Pac 10 selection.
- As a sophomore, was named an AP First-Team All American and the Pac-10 Player of the Year... Joined Jason Kidd and Mike Bibby in becoming just the third sophomore in conference history to win the award.
- Became just the fifth player in Pac-10 history to lead the league in scoring (20.1 ppg) and steals (1.69 spg) when he accomplished the feat in 2008-09.

Personal

- Lists his mother, Monja Willis, as the biggest influence in his life... he and his mother host annual Thanksgiving and Holiday shopping events for families in need from the Houston area.
- Led Artesia High School to a 33-2 record in his senior year and second straight state title, as well as earning Trophy-Case Player of the year honors... Went to the same high school that produced Ed and Charles O'Bannon and Jason Kapono.
- Enjoys playing video games... Favorite food is chicken pasta.
- Won a gold medal as a member of Team USA during the 2012 Olympics in London and FIBA World Championship as a captain of Team USA during the 2014 FIBA World Cup in Spain.
- In August of 2017, hosted the inaugural JH-Town Weekend... As part of the festivities, he presented 150 children from the Boys & Girls Club with a backpack and school supplies... the weekend was capped off with a charity basketball game featuring players from around the league with proceeds going to funding scholarships for his 3 The Harden Way foundation... a \$100,000 donation was also made to Texas Southern University.
- Donated \$1 million to aid Hurricane Harvey relief efforts after areas of Houston were devastated by flooding.
- Is on the cover of EA Sports NBA LIVE 18.



#2 Demetrius Jackson



Personal Info

Height

6-1

Weight

201

Birthdate

9/7/94

Birthplace

South Bend, IN

High School

Marian HS (Mishawaka, IN)

Prior to NBA

Notre Dame

NBA Experience

1

Drafted

2016 (45th overall) by Boston

Career Highs

	Regular Season	Playoffs		Regular Season	Playoffs
PTS	8 vs. Den 11/6/16		OR	2 vs. Den 11/6/16	
FGM	2 vs. Den 11/6/16		DR	1 (2 times)	
FGA	3 vs. Den 11/6/16		TR	3 vs. Den 11/6/16	
3FGM	1 vs. Den 11/6/16		AST	2 vs. Den 11/6/16	
3FGA	1 vs. Den 11/6/16		STL		
FTM	3 vs. Den 11/6/16		BLK		
FTA	6 vs. Den 11/6/16		MIN	11:05 vs. Den 11/6/16	

Career Statistics

REGULAR SEASON

YEAR	G-S	MIN	FGM-A	PCT	3FGM-A	PCT	FTM-A	PCT	REBOUNDS OFF-DEF-TOT	AST	PF-D	ST	TO	BLK	TP	RPG	APG	PPG
16-17 Boston	5-0	17	3-4	.750	1-1	1.000	3-6	.500	2-2-4	3	0-0	0	0	0	10	0.8	0.6	2.0

PLAYOFFS

YEAR	G-S	MIN	FGM-A	PCT	3FGM-A	PCT	FTM-A	PCT	REBOUNDS OFF-DEF-TOT	AST	PF-D	ST	TO	BLK	TP	RPG	APG	PPG
16-17 Boston																		

DNP - COACH'S DECISION

Career Transactions

Selected by Boston with the 45th overall pick in the 2016 NBA Draft... Waived by Boston on 7/15/17... Signed to a two-way contract by Houston on 9/21/17.

#2 Demetrius Jackson

2016-17 Notes/Career Highlights

- In five games for Boston, scored a total of 10 points in 17 minutes of play while shooting 3-of-4 from the floor, 1-of-1 from 3-point range and 3-of-6 from the line.
- Had 8 points, 3 rebounds and 2 assists in 11 minutes of play in his NBA debut vs. Denver on 11/6/16.
- In 32 games with 23 starts for Maine of the NBA Development League, averaged 14.8 points, 6.0 assists, 5.1 rebounds and 1.3 steals in 33.5 minutes per game while shooting 42.0% from the floor, 27.5% from 3-point range and 79.4% from the line.
- **Playoffs 2017:** Did not appear in any games for Boston during its run to the Eastern Conference Finals.
- **Summer 2017:** Appeared in four games with three starts for Boston in the MGM Resorts NBA Summer League, averaging 9.3 points, 4.0 assists, 2.8 rebounds and 2.0 steals in 25.5 minutes per game while shooting 46.4% from the floor, 50.0% from 3-point range and 66.7% from the line.
- **Summer 2016:** Appeared in five games with two starts for Boston in the NBA Summer League in Las Vegas, averaging 4.0 points, 2.2 rebounds and 1.4 assists in 15.6 minutes per game while shooting 33.3% from the floor, 10.0% from 3-point range and 60.0% from the line.


College

- Was an early entry candidate for the 2016 NBA Draft following his junior season at Notre Dame.. Named Second Team All-ACC as a junior, averaging 15.8 points, 4.7 assists and 3.5 rebounds.
- Helped Notre Dame advance to the Final Four as a junior and was named to the NCAA East Region All-Tournament Team.
- As a sophomore, shot 50.8% from the floor and 42.9% from 3-point range while recording more steals (59) than turnovers (57).

Personal

- Guardian parents are David and Beth Whitfield... Son of Juanita Jones... Went into foster care at 12.
- Majored in sociology.
- Finished his career as the all-time leading scorer at Marian High School in Mishawaka, Indiana with 1,934 points.
- Was a McDonald's All-American.

#12 Luc Mbah a Moute



Personal Info

Height

6-8

Weight

230

Birthdate

9/9/86

Birthplace

Cameroon

High School

Montverde Acad. (Montverde, Florida)

Prior to NBA

UCLA

NBA Experience

9

Drafted

2008 (37th overall) by Milwaukee

Career Highs

	Regular Season	Playoffs		Regular Season	Playoffs
PTS	22 at GS 3/16/12	15 at Uta 4/21/17	OR	11 at GS 2/3/11	3 (4 times)
FGM	10 at GS 3/16/12	6 at Uta 4/21/17	DR	9 vs. Cle 3/14/12	6 vs. Atl 4/30/10
FGA	21 at OKC 3/4/15	9 (3 times)	TR	19 at GS 2/3/11	8 (2 times)
3FGM	3 (5 times)	2 vs. Uta 4/15/17	AST	5 (2 times)	3 vs. Mia 4/28/13
3FGA	7 (2 times)	4 vs. Uta 4/15/17	STL	5 (3 times)	3 (3 times)
FTM	13 vs. NY 3/20/11	6 vs. Mia 4/25/13	BLK	4 at Atl 1/23/17	2 vs. Uta 4/30/17
FTA	13 vs. NY 3/20/11	8 vs. Mia 4/25/13	MIN	47:22 vs. Cha 11/27/10	40:23 vs. Mia 4/28/13

Career Statistics

REGULAR SEASON

YEAR	G-S	MIN	FGM-A	PCT	3FGM-A	PCT	FTM-A	PCT	OFF-DEF-TOT	AST	PF-D	ST	TO	BLK	TP	RPG	APG	PPG
08-09 Milwaukee	82-52	2114	227-491	.462	0-4	.000	140-192	.729	189-298-487	87	204-2	87	100	45	594	5.9	1.1	7.2
09-10 Milwaukee	73-62	1866	177-369	.480	6-17	.353	93-133	.699	171-229-400	81	181-1	60	70	39	453	5.5	1.1	6.2
10-11 Milwaukee	79-52	2093	198-428	.463	0-7	.000	133-188	.707	169-251-420	68	180-0	72	77	28	529	5.3	0.9	6.7
11-12 Milwaukee	43-22	1009	133-261	.510	1-4	.250	66-103	.641	77-150-227	29	93-1	40	39	22	333	5.3	0.7	7.7
12-13 Milwaukee	58-45	1326	151-377	.401	13-37	.351	72-126	.571	89-167-256	55	82-0	42	70	14	387	4.4	0.9	6.7
13-14 Sac.-Min.	64-7	1003	87-193	.451	4-17	.235	46-67	.687	56-90-146	36	68-2	30	40	14	224	2.3	0.6	3.5
14-15 Philadelphia	67-61	1916	251-636	.395	62-202	.307	96-163	.589	82-246-328	106	104-0	81	99	21	660	4.9	1.6	9.9
15-16 L.A. Clippers	75-61	1274	94-207	.454	13-40	.325	30-57	.526	60-111-171	30	100-0	44	34	19	231	2.3	0.4	3.1
16-17 L.A. Clippers	80-76	1787	191-378	.505	43-110	.391	59-87	.678	44-126-170	39	122-0	81	46	35	484	2.1	0.5	6.1
TOTALS	621-438	14389	1509-3340	.452	142-438	.324	735-1116	.659	937-1668-2605	531	1134-6	537	575	237	3895	4.2	0.9	6.3

PLAYOFFS

YEAR	G-S	MIN	FGM-A	PCT	3FGM-A	PCT	FTM-A	PCT	OFF-DEF-TOT	AST	PF-D	ST	TO	BLK	TP	RPG	APG	PPG
09-10 Milwaukee	7-7	178	26-50	.520	0-2	.000	12-20	.600	14-25-39	5	15-0	2	7	0	64	5.6	0.7	9.1
12-13 Milwaukee	4-4	136	10-23	.435	0-4	.000	13-18	.722	4-10-14	7	9-0	4	5	0	33	3.5	1.8	8.3
15-16 L.A. Clippers	5-5	78	4-6	.667	0-0	---	1-1	1.000	2-8-10	1	9-0	3	2	0	9	2.0	0.2	1.8
16-17 L.A. Clippers	7-7	224	17-43	.395	5-16	.313	14-20	.700	10-24-34	7	16-0	8	3	4	53	4.9	1.0	7.6
TOTALS	23-23	616	57-122	.467	5-22	.227	40-59	.678	30-67-97	20	49-0	17	17	4	159	4.2	0.9	6.9

Career Transactions

Selected by Milwaukee with the 37th overall pick in the 2008 NBA Draft... Re-signed with Milwaukee on 12/10/11... Traded by Milwaukee to Sacramento along with draft considerations in exchange for a future second round pick on 7/12/13... Traded by Sacramento to Minnesota in exchange for Derrick Williams on 11/26/13... Traded by Minnesota to Philadelphia as part of a three-team trade also involving Cleveland on 8/23/14... Signed as a free agent with Sacramento on 7/14/15 but contract was voided after failing physical... Signed as a free agent with the L.A. Clippers on 9/25/15... Re-signed with the L.A. Clippers on 7/7/16... Signed as a free agent with Houston on 7/19.

#12 Luc Mbah a Moute

Players

2016-17 Notes/Career Highlights

- In 80 games with 76 starts for the L.A. Clippers, averaged 6.1 points, 2.1 rebounds and 1.01 steals in 22.3 minutes per game while shooting 50.5% from the floor, 39.1% from 3-point range and 67.8% from the line.
- Missed two games with a right AC sprain from 12/14-12/16.
- Scored in double-figures 15 times (Clippers 13-2 mark).
- Shot a career-high 39.1% from 3-point range... Has 118 3FGM over the past three seasons after having 24 his first six seasons.
- Would have ranked tied for fourth in steal-to-turnover ratio (1.76) had he qualified... Has more steals (236) than turnovers (219) over the past four seasons.
- Ranked fourth in defensive rating (102.0) among forwards who played at least 70 games while averaging 20+ minutes played.
- **Playoffs 2017:** Started all seven games of the L.A. Clippers First Round series vs. Utah, averaging 7.6 points, 4.9 rebounds, 1.0 assists and 1.14 steals in 32.0 minutes per game while shooting 39.5% from the floor, 31.3% from 3-point range and 70.0% from the line... Scored in double-figures twice (Clippers 2-0 mark).

2015-16 (L.A. Clippers)

- In 75 games with 61 starts, averaged 3.1 points and 2.3 rebounds in 17.0 minutes per game while shooting 45.4% from the floor, 32.5% from 3-point range and 52.6% from the line.
- Suffered a left eye lid laceration vs. Brooklyn on 2/29 and missed the next five games (3/2-3/11/16).
- Scored in double-figures twice.
- Allowed the fewest points per possession in isolation (.469) of any player with 50-plus possessions.
- **Playoffs:** Started all five games of the First Round series vs. Portland, averaging 1.8 points and 2.0 rebounds in 15.6 minutes per game while shooting 66.7% from the floor and 1-of-1 from the line.

2014-15 (Philadelphia)

- In 67 games with 61 starts, averaged 9.9 points, 4.9 rebounds, 1.6 assists and 1.21 steals in 28.6 minutes per game while shooting 39.5% from the floor, 30.7% from 3-point range and 58.9% from the line.
- Missed a total of 15 games... Recorded two DNP-CD's (10/31, 2/22), two games (12/27-12/30) with a left calf strain, two games (1/5-1/7) with left foot turf toe, two games (1/19-1/21) with a left knee contusion, one game (3/14) for rest, and five games (3/25, 3/30, 4/11-4/15) with left shoulder soreness.
- Scored in double-figures 37 times and grabbed 10+ rebounds five times with four double-doubles.

2013-14 (Sacramento/Minnesota)

- In 64 games with seven starts, averaged 3.5 points and 2.3 rebound in 15.7 minutes per game while shooting 45.1% from the floor, 23.5% from 3-point range and 68.7% from the line.
- Started the season with Sacramento, appearing in nine games with five starts, averaged 4.4 points, 3.0 rebounds and 1.7 assists in 21.8 minutes per game.
- Traded to Minnesota on 11/26 and appeared in 55 games with two starts the rest of the season, averaging 3.3 points and 2.2 rebounds in 14.7 minutes per game.
- Scored in double-figures seven times.

2012-13 (Milwaukee)

- In 58 games with 45 starts, averaged 6.7 points and 4.4 rebounds in 22.9 minutes per game while shooting 40.1% from the floor, 35.1% from 3-point range and 57.1% from the line.
- Missed the first 14 games of the season while rehabbing from off-season knee surgery and an additional 10 games due to a sore knee (2/6), sprained toe (3/12-3/24) and illness (4/1).
- Scored in double-figures 12 times, including 20+ once... Had one double-double.
- **Playoffs:** Started all four games of the First Round series vs. Miami, averaging 8.3 points, 3.5 rebounds and 1.8 assists in 34.0 minutes per game while shooting 43.5% from the floor, 0-of-4 from 3-point range and 72.2% from the line.

2011-12 (Milwaukee)

- In 43 games with 22 starts, averaged 7.7 points and 5.3 rebounds in 23.5 minutes per game while shooting 51.0% from the floor, 1-of-4 from 3-point range and 64.1% from the line.
- Missed 19 games due to tendinitis and soreness in his right knee and one due to left shoulder pain.
- Scored in double-figures 10 times, including 20+ twice, and recorded one double-double.

2010-11 (Milwaukee)

- In 79 games with 52 starts, averaged 6.7 points and 5.3 rebounds in 26.5 minutes per game while shooting 46.3% from the floor, 0-of-7 from 3-point range and 70.7% from the line.
- Missed one game with a right ankle injury (10/27) and two games with flu-like symptoms (3/1-3/4).
- Scored in double-figures 25 times and recorded eight double-doubles.

2009-10 (Milwaukee)

- In 73 games with 62 starts, averaged 6.2 points, 5.5 rebounds and 1.1 assists in 25.6 minutes per game while shooting 48.0% from the floor, 35.3% from 3-point range and 69.9% from the line.
- Missed nine games with a left foot sprain (11/18-12/2).
- Scored in double-figures 17 times and recorded four double-doubles.
- **Playoffs:** Started all seven of the First Round series vs. Atlanta, averaging 9.1 points and 5.6 rebounds in 25.4 minutes per game while shooting 52.0% from the floor, 0-of-2 from 3-point range and 60.0% from the line... Scored in double-figures three times.

2008-09 (Milwaukee)

- Appeared in all 82 games with 52 starts, averaging 7.2 points, 5.9 rebounds, 1.1 assists and 1.06 steals in 25.8 minutes per game while shooting 46.2% from the floor, 0-of-4 from 3-point range and 72.9% from the line.
- Scored in double-figures 25 times and recorded four double-doubles.

#12 Luc Mbah a Moute

College

- Was an early entry candidate for the 2008 NBA Draft following his junior season at UCLA... In three seasons, averaged 8.7 points, 7.2 rebounds and 1.6 assists while shooting 50.3% from the floor.
- As a junior, earned Honorable Mention All-Pac-10 and Honorable Mention All-Defensive Team honors and helped the Bruins advance to the Final Four.
- As a freshman, had 17 points vs. LSU in the Final Four and a team-high tying 10 rebounds in the National Championship game vs. Florida.

Personal

- Native of Cameroon... Is a prince in his village of Bafia (Bia Messe).
- Has five brothers and three sisters.
- Has a twin brother, Emmanuel Bidas a Moute, who played basketball for Texas State University.
- Member of Cameroon's national team.
- Participated in the 2007 FIBA Africa Championship, helping Cameroon to a 5-1 mark and a silver medal.
- Was a camper at the inaugural Basketball Without Borders Africa camp in 2003.
- Participated in Basketball Without Borders several times and was a camper at the inaugural Africa event in 2003.
- Helped launch six-week Jr. NBA Yaounde League in Cameroon for kids aged 10-14.
- Also enjoys watching soccer, football and tennis.
- Learning how to play the saxophone, has previously dabbled in guitar.
- First picked up a basketball at 12 years old after playing soccer and tennis growing up.
- Sponsors an annual 3-day basketball camp in Cameroon... Sixers center Joel Embiid attended in the past.



#42 Nenê



Personal Info

Height

6-11

Weight

250

Birthdate

9/13/82

Birthplace

Sao Carlos, Brazil

Prior to NBA

Vasco de Gama (Brazil)

NBA Experience

15

Drafted

2002 (7th overall) by New York

Career Highs

	Regular Season	Playoffs		Regular Season	Playoffs
PTS	30 (2 times)	28 at OKC 4/23/17	OR	9 (2 times)	8 at SA 4/22/07
FGM	13 (2 times)	12 at OKC 4/23/17	DR	12 at Mil 2/11/13	10 vs. NO 4/19/09
FGA	22 vs. LAL 11/26/13	17 (2 times)	TR	17 at Det 3/26/07	14 vs. NO 4/19/09
3FGM	1 (7 times)		AST	9 vs. Mia 1/15/14	6 (2 times)
3FGA	1 (46 times)	1 vs. OKC 4/25/17	STL	6 (2 times)	3 at NO 4/25/09
FTM	12 (2 times)	12 at OKC 4/20/11	BLK	5 vs. SA 2/3/09	3 (2 times)
FTA	15 vs. NJ 11/20/10	18 at OKC 4/20/11	MIN	46:33 at Det 3/26/07	42:28 at Dal 5/11/09

Career Statistics

REGULAR SEASON

YEAR	G-S	MIN	FGM-A	PCT	3FGM-A	PCT	FTM-A	PCT	OFF-DEF-TOT	AST	PF-D	ST	TO	BLK	TP	RPG	APG	PPG
02-03 Denver	80-53	2258	321-619	.519	0-3	.000	197-341	.578	208-283-491	149	295-4	127	181	65	839	6.1	1.9	10.5
03-04 Denver	77-77	2504	334-630	.530	0-2	.000	240-352	.682	154-349-503	168	280-3	116	183	41	908	6.5	2.2	11.8
04-05 Denver	55-18	1317	194-386	.503	0-2	.000	140-212	.660	104-221-325	84	167-0	50	94	48	528	5.9	1.5	9.6
05-06 Denver	1-0	3	0-1	.000	0-0	---	0-0	---	0-0-0	0	1-0	0	2	0	0	0.0	0.0	0.0
06-07 Denver	64-42	1715	294-516	.570	0-1	.000	195-283	.689	150-299-449	77	209-3	62	127	59	783	7.0	1.2	12.2
07-08 Denver	16-1	266	29-71	.408	0-1	.000	27-49	.551	30-57-87	15	46-1	9	21	14	85	5.4	0.9	5.3
08-09 Denver	77-76	2510	426-709	.604	1-5	.200	266-368	.723	183-415-598	108	278-5	95	147	101	1123	7.8	1.4	14.6
09-10 Denver	82-82	2755	421-717	.587	0-2	.000	293-416	.704	166-461-627	203	281-7	115	125	82	1135	7.6	2.5	13.8
10-11 Denver	75-75	2291	402-654	.615	1-5	.200	286-402	.711	145-426-571	149	238-5	84	134	73	1091	7.6	2.0	14.5
11-12 Den.-Was.	39-33	1110	211-393	.537	0-4	.000	113-168	.673	63-228-291	80	95-0	42	96	38	535	7.5	2.1	13.7
12-13 Washington	61-49	1659	285-594	.480	0-1	.000	196-269	.729	101-306-407	177	171-1	55	139	37	766	6.7	2.9	12.6
13-14 Washington	53-37	1560	299-594	.503	1-5	.200	155-266	.583	65-229-294	153	164-2	64	117	47	754	5.5	2.9	14.2
14-15 Washington	67-58	1694	307-601	.511	1-5	.200	122-202	.604	84-261-345	123	180-2	66	124	22	737	5.1	1.8	11.0
15-16 Washington	57-11	1094	209-384	.544	0-3	.000	107-185	.578	52-207-259	97	156-1	54	76	26	525	4.5	1.7	9.2
16-17 Houston	67-8	1198	245-397	.617	3-9	.333	116-197	.589	95-187-282	65	163-0	56	73	39	609	4.2	1.0	9.1
TOTALS	871-620	23933	3979-7266	.548	7-48	.146	2453-3710	.661	1600-3929-5529	1648	2724-34	995	1639	692	10418	6.3	1.9	12.0

PLAYOFFS

YEAR	G-S	MIN	FGM-A	PCT	3FGM-A	PCT	FTM-A	PCT	OFF-DEF-TOT	AST	PF-D	ST	TO	BLK	TP	RPG	APG	PPG
03-04 Denver	5-5	132	16-36	.444	0-0	---	7-13	.538	12-13-25	15	22-0	5	9	3	39	5.0	3.0	7.8
04-05 Denver	5-0	101	9-21	.429	0-0	---	15-23	.652	9-16-25	2	16-0	2	5	2	33	5.0	0.4	6.6
06-07 Denver	5-5	179	31-53	.585	0-0	---	14-18	.778	22-17-39	12	21-1	3	13	3	76	7.8	2.4	15.2
07-08 Denver	3-0	30	5-9	.556	0-0	---	3-3	1.000	3-4-7	1	8-1	2	2	1	13	2.3	0.3	4.3
08-09 Denver	16-16	525	69-126	.548	0-0	---	46-70	.657	37-83-120	42	65-3	20	31	10	184	7.5	2.6	11.5
09-10 Denver	5-5	169	18-29	.621	0-0	---	21-36	.583	8-21-29	11	17-0	6	4	1	57	5.8	2.2	11.4
10-11 Denver	5-5	162	22-46	.478	0-0	---	27-48	.563	14-31-45	8	17-0	5	8	4	71	9.0	1.6	14.2
13-14 Washington	10-10	325	64-138	.464	0-0	---	9-26	.346	8-45-53	26	36-2	9	17	11	137	5.3	2.6	13.7
14-15 Washington	10-10	257	34-76	.447	0-0	---	11-23	.478	25-41-66	15	32-1	9	14	3	79	6.6	1.5	7.9
16-17 Houston	9-0	161	36-51	.706	0-1	.000	18-31	.581	11-31-42	5	24-0	6	9	4	90	4.7	0.6	10.0
TOTALS	73-56	2041	304-585	.520	0-1	.000	171-291	.588	149-302-451	137	258-8	67	112	42	779	6.2	1.9	10.7

Career Transactions

Selected by New York with the seventh overall pick in the 2002 NBA Draft... Rights were traded by New York to Denver along with Marcus Camby and Mark Jackson in exchange for Antonio McDyess, the rights to Frank Williams and a future second round pick on 6/26/02... Re-signed with Denver on 7/12/06... Traded by Denver to Washington as part of a three-team trade also involving the L.A. Clippers on 3/15/12... Signed as a free agent with Houston on 7/20/16... Re-signed with Houston on 7/6/17.

2016-17 Notes/Career Highlights

- In 67 games with eight starts for Houston, averaged 9.1 points and 4.2 rebounds in 17.9 minutes per game while shooting 61.7% from the floor, 33.3% from 3-point range and 58.9% from the line.
- Recorded 15 DNP-CD's for rest.
- Dating back to 1979-80, became the third player with 40+ games played to average at least 9.0 ppg and 4.0 rpg in fewer than 18.0 mpg in a single season.
- In eight games as a starter, averaged 11.4 points and 4.9 rebounds in 17.8 minutes per game.
- Over his final 27 games played, averaged 11.4 points on 63.9% shooting in 19.3 minutes per game after averaging 7.5 ppg on 59.5% shooting in 16.9 minutes per game his first 40 games played.
- Scored in double-figures in 12 of his final 18 games played and 31 times overall, including 20+ once.
- Over his final 21 games played, averaged 5.2 rebounds, up from 3.7 rpg his first 46 games played.
- Shot 61.7% from the floor and would have ranked fifth in the NBA had he qualified... Has the seventh-highest field goal percentage among active players (.548).
- Shot 3-of-9 from 3-point range... Entering 2016-17, shot 4-of-39 from behind-the-arc in 804 career games played.
- In the 2016 Olympics for Brazil, averaged 13.0 points, 6.4 rebounds, 3.0 assists and 2.0 steals in 29.1 minutes per game.
- **Playoffs 2017:** Appeared in nine games for Houston during its run to the Western Conference Semifinals, averaging 10.0 points and 4.7 rebounds in 17.9 minutes per game while shooting 70.6% from the floor, 0-of-1 from 3-point range and 58.1% from the line... Became third player in NBA playoff history to average at least 10.0 ppg and 4.0 rpg in fewer than 18.0 mpg in a single postseason with at least seven games played... Shot 12-of-12 from the floor in Game 4 of the First Round series vs. Oklahoma City, tying the NBA playoff record for the most FGM without a miss.

2015-16 (Houston)

- In 57 games with 11 starts for Washington, averaged 9.2 points, 4.5 rebounds, 1.7 assists and 0.95 steals in 19.2 minutes per game while shooting 54.4% from the floor, 0-of-3 from 3-point range and 57.8% from the line.
- Missed one game due to back spasms (11/10), 20 games with a left calf strain (11/28/15-1/3/16; 2/5/16), one game with a strained right tricep (1/9/16), one game with left calf tightness (2/6/16) and one game with body soreness (2/29/16)... Recorded a DNP-CD on 4/11/16.
- Was the only player in the league with 40+ games played to average at least 9.0 points and 4.0 rebounds in fewer than 20.0 minutes per game.
- Scored in double-figures 26 times, including a season-high 20 points vs. Detroit on 3/14/16... Grabbed 10+ rebounds twice, including one double-double.

2014-15 (Washington)

- In 67 games with 58 starts, averaged 11.0 points, 5.1 rebounds, 1.8 assists and 0.99 steals in 25.3 minutes per game while shooting 51.1% from the floor, 1-of-5 from 3-point range and 60.5% from the line.
- Missed five games with right plantar fasciitis (11/25-12/3/14), one game with a sore right knee (12/8/14), one game with a sore right foot (1/28/15) and five games for rest (4/3-4/8/15, 4/14-4/15/15).
- Was one of four players to average at least 11.0 points and 5.0 rebounds in fewer than 26.0 minutes per game.
- Scored 20+ points seven times... Grabbed 10+ rebounds three times while recording two double-doubles.
- **Playoffs:** Started all 10 games for Washington during its run to the Eastern Conference Semifinals, averaging 7.9 points, 6.6 rebounds and 1.5 assists in 25.7 minutes per game while shooting 44.7% from the floor and 47.8% from the line... Grabbed 10+ rebounds twice and recorded one double-double.

2013-14 (Washington)

- In 53 games with 37 starts, averaged 14.2 points, 5.5 rebounds, 2.9 assists and 1.21 steals in 29.4 minutes per game while shooting 50.3% from the floor, 1-of-5 from 3-point range and 58.3% from the line.
- Missed two games with a left calf strain (11/1-11/3/13), one game with a sore right Achilles, four games with right foot tendinitis (12/9-12/16/13) and 21 games with a left MCL sprain (2/23-4/5/14).
- Joined Tim Duncan as the only players to average at least 14.0 points, 5.0 rebounds and 2.0 assists in fewer than 30.0 minutes per game.
- Scored 20+ points seven times, including 30+ twice... Grabbed 10+ rebounds three times, including two double-doubles.
- **Playoffs:** Started all 10 games for Washington during its run to the Eastern Conference Semifinals, averaging 13.7 points, 5.3 rebounds, 2.6 assists and 1.10 blocks in 32.5 minutes per game while shooting 46.4% from the floor and 34.6% from the line... Scored 20+ points twice.

2012-13 (Washington)

- In 61 games with 49 starts, averaged 12.6 points, 6.7 rebounds and 2.9 assists in 27.2 minutes per game while shooting 48.0% from the floor, 0-of-1 from 3-point range and 72.9% from the line.
- Missed nine games with left foot plantar fasciitis (10/30-11/19/12), five games with a sore left foot (11/26/12, 12/15/12, 12/21/12, 4/15-4/17/13), two games with a shoulder injury (2/27-3/1/13) and four games with knee soreness (3/25-3/31/13).
- Joined Luis Scola as the only players to average at least 12.0 points, 6.0 rebounds and 2.0 assists in fewer than 28.0 minutes per game.
- Scored 20+ points seven times... Grabbed 10+ rebounds nine times, including seven double-doubles.

2011-12 (Denver/Washington)

- In 39 games with 33 starts, averaged 13.7 points, 7.5 rebounds, 2.1 assists, 1.08 steals and 0.97 blocks in 28.5 minutes per game while shooting 53.7% from the floor, 0-of-4 from 3-point range and 67.3% from the line.
- In 28 games with 27 starts for Denver, averaged 13.4 points, 7.4 rebounds and 2.2 assists in 29.5 minutes per game while shooting 50.9% from the floor and 67.7% from the line.
- In 11 games with six starts for Washington, averaged 14.5 points, 7.5 rebounds and 1.7 assists in 25.8 minutes per game while shooting 60.7% from the floor and 65.7% from the line.
- Joined Tim Duncan as the only players to average at least 13.0 points, 7.0 rebounds and 2.0 assists in fewer than 29.0 minutes per game.
- Scored 20+ six times... Grabbed 10+ rebounds nine times, including eight double-doubles.

#42 Nenê

2010-11 (Denver)

- In 75 games (all starts), averaged 14.5 points, 7.6 rebounds, 2.0 assists, 1.12 steals and 0.97 blocks in 30.5 minutes per game while shooting 61.5% from the floor (1st in NBA), 1-of-5 from 3-point range and 71.1% from the line.
- Joined DeMarcus Cousins as the only players to average at least 14.0 points, 7.0 rebounds and 2.0 assists in fewer than 31.0 minutes per game.
- Scored 20+ points 13 times... Grabbed 10+ rebounds 17 times, including 14 double-doubles.
- **Playoffs:** Started all five games of Denver's First Round series vs. Oklahoma City, averaging 14.2 points, 9.0 rebounds and 1.6 assists in 32.4 minutes per game while shooting 47.8% from the floor and 56.3% from the line... Scored 20+ points once and recorded one double-double.

2009-10 (Denver)

- Started all 82 games, averaging 13.8 points, 7.6 rebounds, 2.5 assists, 1.40 steals and 1.00 blocks in 33.6 minutes per game while shooting 58.7% from the floor (3rd in NBA), 0-of-2 from 3-point range and 70.4% from the line.
- Scored 20+ points 12 times... Grabbed 10+ rebounds 22 times, including 14 double-doubles.
- One of six players to average at least 13.0 points, 7.0 rebounds, 2.0 assists, 1.00 steals and 1.00 blocks.
- **Playoffs:** Started all five games of Denver's First Round series vs. Utah, averaging 11.4 points, 5.8 rebounds, 2.2 assists and 1.20 steals in 33.8 minutes per game while shooting 62.1% from the floor and 58.3% from the line... Recorded one double-double.

2008-09 (Denver)

- In 77 games with 76 starts, averaged 14.6 points, 7.8 rebounds, 1.4 assists, 1.40 steals and 1.31 blocks in 32.6 minutes per game while shooting 60.4% from the floor (2nd in NBA), 1-of-5 from 3-point range and 72.3% from the line.
- Missed two games with a right knee bone bruise (2/23-2/25/09), two games due to league suspension (3/25-3/27/09) and one game with a cervical strain (12/29/08).
- One of four players to average at least 14.0 points, 7.0 rebounds, 1.00 steals and 1.00 blocks.
- Scored 20+ points 12 times... Grabbed 10+ rebounds 21 times, including 20 double-doubles.
- **Playoffs:** Started all 16 games for Denver during its run to the Western Conference Finals, averaging 11.5 points, 7.5 rebounds, 2.6 assists and 1.25 steals in 32.8 minutes per game while shooting 54.8% from the floor and 65.7% from the line... Scored 20+ points twice and recorded two double-doubles.

2007-08 (Denver)

- In 16 games with one start, averaged 5.3 points and 5.4 rebounds in 16.6 minutes per game while shooting 40.8% from the floor, 0-of-1 from 3-point range and 55.1% from the line.
- Missed 22 games after suffering a torn ulnar collateral ligament in his left thumb vs. Boston on 11/7/07, 37 games recovering from testicular cancer (1/11-3/24/08) and the final six games of the season with a right groin strain.
- **Playoffs:** Appeared in all three games of Denver's First Round series vs. the L.A. Lakers, averaging 4.3 points and 2.3 rebounds in 10.0 minutes per game while shooting 55.6% from the floor and 3-of-3 from the line.

2006-07 (Denver)

- In 64 games with 42 starts, averaged 12.2 points, 7.0 rebounds 1.2 assists and 0.97 steals in 26.8 minutes per game while shooting 57.0% from the floor, 0-of-1 from 3-point range and 68.9% from the line.
- Missed four games with a right knee inflammation, one game for a league suspension (12/18/06) and 12 games with a right knee contusion.
- Scored 20+ points eight times... Grabbed 10+ rebounds 14 times and recorded 12 double-doubles.
- **Playoffs:** Started all five games of Denver's First Round series vs. San Antonio, averaging 15.2 points, 7.8 rebounds and 2.4 assists in 35.8 minutes per game while shooting 58.5% from the floor and 77.8% from the line... Recorded one double-double.

2005-06 (Denver)

- Suffered a torn ACL in his right knee just three minutes into the season opener at San Antonio on 11/1/05 and missed the remainder of the season.

2004-05 (Denver)

- In 55 games with 18 starts, averaged 9.6 points, 5.9 rebounds and 1.5 assists in 23.9 minutes per game while shooting 50.3% from the floor, 0-of-2 from 3-point range and 66.0% from the line.
- Missed 13 games due to a sprained medial collateral ligament in his left knee, two games with a right hip contusion, eight games with a strained left hamstring and four games due to league suspension.
- Scored 20+ points three times... Grabbed 10+ rebounds eight times and recorded seven double-doubles.
- **Playoffs:** Appeared in all five games of Denver's First Round series vs. San Antonio, averaging 6.6 points and 5.0 rebounds in 20.2 minutes per game while shooting 42.9% from the floor and 65.2% from the line.

2003-04 (Denver)

- In 77 games (all starts), averaged 11.8 points, 6.5 rebounds, 2.2 assists and 1.51 steals in 32.5 minutes per game while shooting 53.0% from the floor (4th in NBA), 0-of-2 from 3-point range and 68.2% from the line.
- Missed five games with a left groin strain.
- One of five players to average at least 11.0 points, 6.0 rebounds, 2.0 assists and 1.50 steals.
- Scored 20+ points six times... Recorded 12 double-doubles.
- **Playoffs:** Started all five games of Denver's First Round series vs. Minnesota, averaging 7.8 points, 5.0 rebounds and 3.0 assists in 26.4 minutes per game while shooting 44.4% from the floor and 53.8% from the line.

#42 Nenê

2002-03 (Denver)

- In 80 games with 53 starts, averaged 10.5 points, 6.1 rebounds, 1.9 assists and 1.59 steals in 28.2 minutes per game while shooting 51.9% from the floor, 0-of-3 from 3-point range and 57.8% from the line.
- Missed one game with a left low back strain and one game due to a strained neck.
- Named to the NBA All-Rookie First Team and competed in the Rookie Challenge during All-Star Weekend.
- Only player in the league to average at least 10.0 points, 6.0 rebounds and 1.50 steals in fewer than 30.0 minutes per game.
- Scored 20+ points six times... Grabbed 10+ rebounds 13 times and recorded nine double-doubles.

1999-2002 (International)

- Played three seasons for Vasco da Gama of the Brazilian league.

Personal

- Name is pronounced (neh-NAY)...Legally changed his name to Nenê in the summer of 2003...Given name is Maybyner Rodney Hilario.
- "Nenê" means "baby" in Portuguese – he is the youngest in his family and was the youngest in the group of kids he hung out with... Has one brother and one sister.
- Played soccer as a child and was invited to train with pro clubs at a young age...Plays the bass guitar.
- Is a member of the Brazilian national team and competed in the Olympics in 2012 and 2016 as well as the 2014 FIBA World Cup in Spain.
- Grew up idolizing Michael Jordan and Magic Johnson.
- Favorite meal is feijoada – a Brazilian black bean stew...Enjoys comedies and action movies... Favorite actor is Jackie Chan.
- Enjoys listening to Brazilian gospel music...Has hosted a gospel event with his pastor in Brazil.
- Favorite musician is jazz artist Fred Hamilton
- Established a foundation to build a youth center in his hometown of Sao Carlos, which provides educational and athletic resources to underprivileged children in the surrounding community.
- Participated in the NBA's Basketball Without Borders in South America in the summer of 2003 and 2004... Sponsors over 50 athletes in his hometown ranging from basketball, cycling, tennis and soccer.
- Favorite sports teams are Sao Paulo (Brazilian soccer) and FC Barcelona... Favorite player is Ronaldinho... Favorite movie is "Left Behind."



#0 Cam Oliver



Personal Info

Height

6-8

Weight

239

Birthdate

7/11/96

Birthplace

Oakland, CA

High School

Grant Union (Sacramento, CA)

Prior to NBA

Nevada

NBA Experience

Rookie

Drafted

2017 (Undrafted)

NCAA Career Highs

PTS	29 vs. Colorado State 3/4/17	OR	8 vs. Fresno State 2/13/16
FGM	12 vs. E. Washington 3/21/16	DR	16 vs. Fresno State 2/13/16
FGA	23 vs. Colorado State 3/4/17	TR	24 vs. Fresno State 2/13/16
3FGM	5 vs. Fresno State 3/10/17	AST	6 vs. Oakland 11/23/16
3FGA	10 vs. Iowa State 3/16/17	STL	3 (3 times)
FTM	10 vs. Townson 12/21/16	BLK	6 vs. Morehead State 4/1/16
FTA	14 vs. Townson 12/21/16	MIN	42 vs. Morehead State 4/1/16

NCAA Career Statistics

YEAR	G-S	MIN	FGM-A	PCT	3FGM-A	PCT	FTM-A	PCT	REBOUNDS OFF-DEF-TOT	AST	PF-D	ST	TO	BLK	TP	RPG	APG	PPG
2015-16 Nevada	38-33	1118	200-395	.506	20-61	.328	89-134	.664	103-242-345	30	116-5	23	79	99	509	9.1	0.8	13.4
2016-17 Nevada	35-33	1115	202-434	.465	66-172	.384	90-130	.692	57-247-304	64	101-4	29	83	91	560	8.7	1.8	16.0
TOTALS	73-66	2233	402-829	.485	86-233	.369	179-264	.678	160-489-649	94	217-9	52	162	190	1069	8.9	1.3	14.6

Career Transactions

Was not selected in the 2017 NBA Draft... Signed as a free agent with Houston on 7/8/17.

#0 Cam Oliver

2016-17

- **Summer 2017:** Appeared in three games for Houston during the MGM Resorts NBA Summer League 2017, averaging 5.3 points, 4.7 rebounds, 1.0 steals and 1.0 blocks in 12.4 minutes per game while shooting 45.5% from the floor, 33.3% from 3-point range and 80.0% from the line.

College


- Was an early entry candidate for the 2017 NBA Draft following his sophomore season at Nevada.
- For his career, averaged 14.6 points, 8.9 rebounds and 2.6 blocks.
- As a sophomore, was Mountain West Defensive Player of the Year and was named All-Conference First Team by media and Second Team by coaches... Earned Mountain West Freshman of the Year honors by media.
- In two seasons, finished with the third-most blocks in school history... Ranked 13th in the nation in blocks per game as both a freshman and a sophomore.
- Hit 66 3-pointers on 38.4% shooting as a sophomore, up from 20 3FGM on 32.8% shooting as a freshman.
- More than doubled his assist total as a freshman to a sophomore in nearly the identical number of minutes played.

Personal

- Full first name is Cameron... Son of Doyle Oliver and Denita Flowers.
- Enjoys movies, cooking and traveling.
- Missed his junior season at Grant High School in Sacramento with an ACL injury and was limited to 11 games as a senior.



#21 Chinanu Onuaku



Personal Info

Height

6-10

Weight

245

Birthdate

11/1/96

Birthplace

Lanham, MD

High School

Riverdale Baptist (Upper Marlboro, MD)

Prior to NBA

Louisville

NBA Experience

1

Drafted

2016 (37th overall) by Houston

Career Highs

	Regular Season	Playoffs		Regular Season	Playoffs
PTS	6 vs. Pho 12/26/16		OR	1 (2 times)	
FGM	2 vs. Pho 12/26/16		DR	5 at LAC 4/10/17	
FGA	2 (3 times)		TR	6 at LAC 4/10/17	
3FGM			AST	1 (3 times)	
3FGA			STL	1 (3 times)	
FTM	2 (2 times)		BLK	1 vs. Det 4/7/17	
FTA	2 (2 times)		MIN	21:19 at LAC 4/10/17	

Career Statistics

REGULAR SEASON

YEAR G-S MIN FGM-A PCT 3FGM-A PCT FTM-A PCT REBOUNDS OFF-DEF-TOT AST PF-D ST TO BLK TP RPG APG PPG
16-17 Houston 5-1 52 5-7 .714 0-0 --- 4-4 1.000 2-8-10 3 6-0 3 4 1 14 2.0 0.6 2.8

PLAYOFFS

YEAR G-S MIN FGM-A PCT 3FGM-A PCT FTM-A PCT REBOUNDS OFF-DEF-TOT AST PF-D ST TO BLK TP RPG APG PPG
16-17 Houston DNP - COACH'S DECISION

Career Transactions

Selected by Houston in the second round (37th overall) of the 2016 NBA Draft.

#21 Chinanu Onuaku

2016-17 Notes/Career Highlights

- In five games with one start for Houston, averaged 2.8 points and 2.0 rebounds in 10.3 minutes per game while shooting 71.4% from the floor and 4-of-4 from the line.
- Was inactive (Coach's Decision) eight times... Recorded 11 DNP-CD's.
- Made his NBA debut vs. Phoenix on 12/26 and had 6 points on 2-of-2 shooting in 8 minutes of play.
- Appeared in three of the final four games of the season after playing twice the first 78 games of the season... Made his first career start at the L.A. Clippers on 4/10.
- Was assigned to Rio Grande Valley of the D-League seven times (10/31-11/21; 11/25-12/20; 12/27-1/5; 1/14-2/15; 2/21-3/26; 4/1-4/7, 4/8-4/9)... in 43 games for the Vipers, averaged 13.6 ppg (62.8% FGs, 73.2% FTs), 10.6 rpg, 2.1 apg, 1.2 spg and 1.6 bpg.
- Ranked third in the D-League in rebounding (10.6 rpg) and fourth in field goal percentage (.628).
- **Playoffs 2017:** Did not appear in any games for Houston during its run to the Western Conference Semifinals.
- **Summer 2017:** Summer 2017: Started all five games for Houston in the MGM Grand Resorts NBA Summer League, averaging 6.2 points, 7.2 rebounds, 2.0 assists, 1.0 steals and 1.6 blocks in 20.3 minutes per game while shooting 55.6% from the floor, 0-of-1 from 3-point range and 57.9% from the line.
- **Summer 2016:** Appeared in all five games with four starts for Houston in the NBA Summer League in Las Vegas, averaging 3.0 points, 5.4 rebounds, 1.20 steals and 1.00 blocks in 21.2 minutes per game while shooting 43.8% from the floor and 1-of-2 from the line.

College


- Was an early entry candidate for the 2016 NBA Draft following his sophomore season at Louisville.
- As a sophomore, averaged 9.9 points, 8.5 rebounds, 1.6 assists and 2.0 blocks in 24.6 minutes per game after averaging 3.0 ppg, 4.6 rpg, 0.5 apg and 1.2 bpg in 17.8 mpg his freshman season.
- Shot 61.9% from the floor for his career and only shot below 50.0% four times his sophomore season.
- Over the final 15 games in 2015-16, shot 20-of-29 from the line after shooting 13-of-27 the first 16 games and 14-of-30 as a freshman in 2014-15... Switched to shooting free throws underhanded following his freshman season.
- Selected ACC All-Defensive team by media and coaches in 2015-16 as well as earning Honorable Mention All-ACC honors.
- Had the second-most double-doubles (10) of any ACC player during conference play in 2015-16.
- Ranked third in the ACC in blocks (2.0 bpg) in 2015-16 and recorded at least one block in all but four of the Cardinals games, including 3+ 10 times.

Personal

- Name is pronounced "Chih-NAH-noo On-ooh-AH-koo"... Also goes by "Nanu".
- Son of Nwaneka and Christopher Onuaku... Has three older siblings: Ify, Arinze, and Chuk.
- Sister, Ify, played basketball at Florida A&M... Brother, Arinze, played basketball for Syracuse and appeared in a total of 11 NBA games for New Orleans, Cleveland and Minnesota in 2013-14 and 2014-15... Arinze also briefly played for the Rockets single-affiliation NBA Development League partner, Rio Grande Valley, in 2010-11.
- Helped Riverside Baptist High School to the Maryland Private School Championship as a senior.
- Won a gold medal as a member of the 2015 USA Basketball Men's U19 World Championship Team.
- Was rated as the seventh-best center in the nation by Scout.com following his senior season.
- Enjoys playing video games... Say his hidden talent is his ability to cook... Favorite player growing up was Carmelo Anthony.
- Favorite movies are Notorious and Next Friday... Favorite TV shows are The Boondocks, Family Guy and Martin.



#3 Chris Paul



Personal Info

Height

6-0

Weight

175

Birthdate

5/6/85

Birthplace

Winston-Salem (NC)

High School

West Forsyth (Clemmons, NC)

Prior to NBA

Wake Forest

NBA Experience

12

Drafted

2005 (4th overall) by New Orleans

Career Highs

	Regular Season	Playoffs		Regular Season	Playoffs
PTS	43 (2 times)	35 (3 times)	OR	4 (3 times)	3 (4 times)
FGM	18 at Pho 2/6/08	15 (2 times)	DR	12 vs. Dal 12/16/06	11 vs. LAL 4/24/11
FGA	33 at Pho 2/6/08	25 at SA 5/8/08	TR	12 (3 times)	13 vs. LAL 4/24/11
3FGM	6 at Pho 4/14/15	8 at OKC 5/5/14	AST	21 at LAL 11/6/07	17 vs. Dal 4/22/08
3FGA	11 (2 times)	9 (3 times)	STL	9 vs. Dal 2/20/08	5 (5 times)
FTM	19 vs. GS 11/3/12	12 vs. Dal 4/22/08	BLK	2 (7 times)	1 (7 times)
FTA	20 vs. GS 11/3/12	14 vs. Dal 4/22/08	MIN	50:41 at NJ 2/9/11	47:35 vs. SA 5/19/08

Career Statistics

REGULAR SEASON										REBOUNDS									
YEAR	G-S	MIN	FGM-A	PCT	3FGM-A	PCT	FTM-A	PCT		OFF-DEF-TOT	AST	PF-D	ST	TO	BLK	TP	RPG	APG	PPG
05-06 NO/Okla. City	78-78	2808	407-947	.430	50-177	.282	394-465	.847		61-339-400	611	218-0	175	183	6	1258	5.1	7.8	16.1
06-07 NO/Okla. City	64-64	2353	381-871	.437	50-143	.350	292-357	.818		54-226-280	569	154-0	118	161	3	1104	4.4	8.9	17.3
07-08 New Orleans	80-80	3006	630-1291	.488	92-249	.369	332-390	.851		62-259-321	925	185-0	217	201	4	1684	4.0	11.6	21.1
08-09 New Orleans	78-78	3002	631-1255	.503	64-176	.364	455-524	.868		69-363-432	861	212-1	216	231	10	1781	5.5	11.0	22.8
09-10 New Orleans	45-45	1712	314-637	.493	52-127	.409	161-190	.847		20-171-191	480	118-2	96	112	8	841	4.2	10.7	18.7
10-11 New Orleans	80-80	2880	430-928	.463	71-183	.388	337-384	.878		38-289-327	782	196-0	188	177	5	1268	4.1	9.8	15.9
11-12 L.A. Clippers	60-60	2181	425-890	.478	79-213	.371	260-302	.861		42-171-213	543	138-0	152	124	4	1189	3.6	9.1	19.8
12-13 L.A. Clippers	70-70	2335	412-856	.481	76-232	.328	286-323	.885		53-209-262	678	143-1	169	159	10	1186	3.7	9.7	16.9
13-14 L.A. Clippers	62-62	2171	406-870	.467	78-212	.368	295-345	.855		38-230-268	663	157-1	154	145	4	1185	4.3	10.7	19.1
14-15 L.A. Clippers	82-82	2857	568-1170	.485	139-349	.398	289-321	.900		52-324-376	838	203-2	156	190	15	1564	4.6	10.2	19.1
15-16 L.A. Clippers	74-74	2420	515-1114	.462	122-329	.371	294-328	.896		39-271-310	738	185-0	152	194	13	1446	4.2	10.0	19.5
16-17 L.A. Clippers	61-61	1921	374-785	.476	124-302	.411	232-260	.892		40-264-304	563	146-0	119	147	8	1104	5.0	9.2	18.1
TOTALS	834-834	29647	5493-11614	.473	997-2692	.370	3627-4189	.866		568-3116-3684	8251	2055-7	1912	2024	90	15610	4.4	9.9	18.7

PLAYOFFS										REBOUNDS									
YEAR	G-S	MIN	FGM-A	PCT	3FGM-A	PCT	FTM-A	PCT		OFF-DEF-TOT	AST	PF-D	ST	TO	BLK	TP	RPG	APG	PPG
07-08 New Orleans	12-12	486	111-221	.502	5-21	.238	62-79	.785		16-43-59	135	43-1	28	22	2	289	4.9	11.3	24.1
08-09 New Orleans	5-5	201	30-73	.411	5-16	.313	18-21	.857		4-18-22	52	8-0	8	24	0	83	4.4	10.4	16.6
10-11 New Orleans	6-6	250	42-77	.545	9-19	.474	39-49	.796		3-37-40	69	11-0	11	22	0	132	6.7	11.5	22.0
11-12 L.A. Clippers	11-11	423	70-164	.427	13-39	.333	41-47	.872		6-50-56	87	30-0	30	43	1	194	5.1	7.9	17.6
12-13 L.A. Clippers	6-6	224	49-92	.533	6-19	.316	33-37	.892		3-21-24	38	17-1	11	9	0	137	4.0	6.3	22.8
13-14 L.A. Clippers	13-13	472	92-197	.467	32-70	.457	41-53	.774		12-43-55	134	50-0	37	39	0	257	4.2	10.3	19.8
14-15 L.A. Clippers	12-12	445	95-189	.503	27-65	.415	48-51	.941		7-46-53	105	37-0	22	26	3	265	4.4	8.8	22.1
15-16 L.A. Clippers	4-4	125	37-76	.487	6-20	.300	15-15	1.000		4-12-16	29	12-0	9	4	0	95	4.0	7.3	23.8
16-17 L.A. Clippers	7-7	260	67-135	.496	14-38	.368	29-33	.879		4-31-35	69	24-0	12	19	1	177	5.0	9.9	25.3
TOTALS	76-76	2886	593-1224	.484	117-307	.381	326-385	.847		59-301-360	718	232-2	168	208	7	1629	4.7	9.4	21.4

Career Transactions

Selected by New Orleans with the fourth overall pick in the 2005 NBA Draft... Re-signed with New Orleans on 7/9/08... Traded by New Orleans to the L.A. Clippers along with two future second round picks in exchange for Al-Farouq Aminu, Eric Gordon, Chris Kaman, and a future first round pick on 12/14/11... Re-signed with the L.A. Clippers on 7/10/13... Traded by the L.A. Clippers to Houston in exchange for Patrick Beverley, Sam Dekker, Montrezl Harrell, Darrun Hilliard, DeAndre Liggins, Lou Williams, Kyle Wiltjer, a future first round pick, and cash considerations on 6/28/17.

#3 Chris Paul

2016-17 Notes/Career Highlights

- In 61 games (all starts) for the L.A. Clippers, averaged 18.1 points, 9.2 assists (4th in NBA), 5.0 rebounds and 1.95 steals (3rd in NBA) in 31.5 minutes per game while shooting 47.6% from the floor, 41.1% from 3-point range and 89.2% from the line... Ranked second in assist-to-turnover ratio (3.83).
- Missed three games with a left hamstring strain (12/23-12/26), four with a sore left hamstring (12/30-14), and 14 due to a ligament tear in his left thumb (1/19-2/23).
- Western Conference Player of the Month for April.
- Marked second time averaging at least 18.0 ppg, 9.0 apg, 5.0 rpg and 1.90 spg in a single season (2008-09)... That has only been done twice before in NBA history (Magic Johnson in 1981-82 and Russell Westbrook in 2015-16).
- Averaged a career-high 2.0 3FGM on a career-best 41.1% shooting... Has hit 120+ 3FGM in each of the past three seasons (39.3% 3FGs) after not having more than 92 in a season prior in his career (35.7% 3FGs).
- Recorded 24 double-doubles with one triple-double... Has 404 career double-doubles and 13 triple-doubles.
- Scored 20+ points 20 times, including 30+ twice... Had 10 games with 20+ points and 10+ assists.
- Had 20 points and 20 assists without a turnover vs. New Orleans on 12/10... Became the first player to record 20+ points and 20+ assists without a turnover since turnovers were officially tracked in 1977-78.
- Recorded his 8,000th assist vs. Miami on 1/8, becoming the fourth fastest player to reach that mark (806 GP).
- Nine-time NBA All-Star (2007-08 through 2015-16)... Named All-NBA First Team four times, Second Team three times and Third Team once... Named NBA All-Defensive First Team seven times and Second Team twice.
- Only player in NBA history with career averages of at least 19.0 points, 9.0 assists, 4.0 rebounds and 2.00 steals.
- Averaged a point/assist double-double in six of his 12 seasons, including three of the past four... that is the fourth-highest total in NBA history, trailing John Stockton (12), Magic Johnson (9) and Steve Nash (7).
- Ranks 10th in NBA history in assists (8,251) and 15th in steals (1,912) and is first among active players in both... Joins Jason Kidd, Gary Payton and John Stockton as the only players with at least 8,000 assists and 1,900 steals.
- Has a career assist-to-turnover ratio of 4.08.
- Two-time Olympic gold medalist (2008 and 2012) while playing for Team USA.
- **Playoffs 2017:** Started all seven games of the L.A. Clippers First Round matchup vs. Utah, averaging 25.3 points, 9.9 assists, 5.0 rebounds and 1.71 steals in 37.2 minutes per game while shooting 49.6% from the floor, 36.8% from 3-point range and 87.9% from the line... Became fifth different player to average at least 25.0 ppg, 9.0 apg and 5.0 rpg in a single postseason... Scored 20+ points six times, including 30+ once... Recorded four double-doubles.

2015-16 (L.A. Clippers)

- In 74 games (all starts), averaged 19.5 points, 10.0 assists (4th in NBA), 4.2 rebounds and 2.05 steals (3rd in NBA) in 32.7 minutes per game while shooting 46.2% from the floor, 37.1% from 3-point range and 89.6% from the line (fourth in NBA)... Ranked second in assist-to-turnover ratio (3.80).
- Missed three games (11/7, 11/2, 11/4) with a sore right groin and two games (12/2, 12/5) with inflamed rib cartilage.
- Marked fourth season averaging at least 19.0 ppg, 10.0 apg, 4.0 rpg and 2.00 spg... Entering 2015-16, Isaiah Thomas (twice) was only other player to accomplish that feat (Russell Westbrook also did so in 2015-16).
- Scored 20+ points 35 times, including 30+ five times and 40+ once.
- Recorded 38 double-doubles, including 15 games with 20+ points and 10+ assists.
- **Playoffs:** Started the first four games of the First Round series vs. Portland before missing the final two with a third metacarpal fracture in his right hand... Averaged 23.8 points, 7.3 assists, 4.0 rebounds and 2.25 steals in 31.3 minutes per game while shooting 48.7% from the floor, 30.0% from 3-point range and 15-of-15 from the line... Scored 20+ points four times and recorded one double-double.

2014-15 (L.A. Clippers)

- Started all 82 games, averaging 19.1 points, 10.2 assists (1st in NBA), 4.6 rebounds and 1.90 steals (tied for 5th in NBA) in 34.8 minutes per game while shooting 48.5% from the floor, 39.8% from 3-point range and 90.0% from the line (fifth in NBA)... Led the NBA in assist-to-turnover ratio (4.41).
- Was the only player to average at least 19.0 points and 10.0 assists.
- Scored 20+ points 42 times, including 30+ seven times and 40+ once.
- Recorded 40 double-doubles with one triple-double... Had 20 games with at least 20+ points and 10+ assists.
- Named Western Conference Player of the Week for games ending 3/22.
- **Playoffs:** Started all 12 games during the run to the Western Conference Semifinals, averaging 22.1 points, 8.8 assists, 4.4 rebounds and 1.83 steals in 37.1 minutes per game while shooting 50.3% from the floor, 41.5% from 3-point range and 94.1% from the line... Scored 20+ points seven times, including 30+ three times... Recorded six double-doubles.

2013-14 (L.A. Clippers)

- In 62 games (all starts), averaged 19.1 points, 10.7 assists (1st in NBA), 4.3 rebounds and 2.48 steals (1st in NBA) in 35.0 minutes per game while shooting 46.7% from the floor, 36.8% from 3-point range and 85.5% from the line... Led the NBA in assist-to-turnover ratio (4.57).
- Missed a total of 20 games (18 with a separated right shoulder, one with a strained hamstring and one for rest).
- Scored 20+ points 25 times, including 30+ five times and 40+ once.
- Recorded 39 double-doubles, including 13 games with 20+ points and 10+ assists... Set NBA record by recording a point/assist double-double in each of the first 13 games of the season.
- According to the Elias Sports Bureau, became the first player in NBA history to record at least 40 points, 15 assists and 6 steals in a single game vs. Golden State on 10/31 (42 points, 15 assists, 6 steals).
- **Playoffs:** Started all 13 games during the run to the Western Conference Semifinals, averaging 19.8 points, 10.3 assists, 4.2 rebounds and 2.85 steals in 36.3 minutes per game while shooting 46.7% from the floor, 45.7% from 3-point range and 77.4% from the line... Became second player (John Stockton in 1987-88) to average at least 19.0 ppg, 10.0 apg, 4.0 rpg and 2.80 spg in a single postseason... Scored 20+ points seven times, including 30+ once... Recorded nine double-doubles.

#3 Chris Paul

2012-13 (L.A. Clippers)

- In 70 games (all starts), averaged 16.9 points, 9.7 assists (2nd in NBA), 3.7 rebounds and 2.41 steals (1st in NBA) in 33.4 minutes per game while shooting 48.1% from the floor, 32.8% from 3-point range and 88.5% from the line... Ranked second in assist-to-turnover ratio (4.26).
- Missed 12 games due to a bruised right kneecap.
- Named All-Star MVP after leading the Western Conference to a win with 20 points, 15 assists and 4 steals.
- Was NBA Western Conference Player of the Month for December.
- Scored 20+ points 22 times, including 30+ twice.
- Recorded 31 double-doubles, including 11 games with 20+ points and 10+ assists.
- **Playoffs 2017:** Started all six games of the First Round series vs. Memphis, averaging 22.8 points, 6.3 assists, 4.0 rebounds and 1.83 steals in 37.3 minutes per game while shooting 53.3% from the floor, 31.6% from 3-point range and 89.2% from the line... Scored 20+ points four times, including 30+ once.

2011-12 (L.A. Clippers)

- In 60 games (all starts), averaged 19.8 points, 9.1 assists (3rd in NBA), 3.6 rebounds and 2.53 steals (1st in NBA) in 36.4 minutes per game while shooting 47.8% from the floor, 37.1% from 3-point range and 86.1% from the line... Ranked second in assist-to-turnover ratio (2.53).
- Missed five games with a strained left hamstring (1/16-1/22/12).
- Western Conference Player of the Month for April
- Scored 20+ points 29 times, including 30+ seven times.
- Recorded 23 double-doubles, including 20+ points and 10 assists 12 times.
- **Playoffs:** Started all 11 games during the run to the Western Conference Semifinals, averaging 17.6 points, 7.9 assists, 5.1 rebounds and 2.73 steals in 38.5 minutes per game while shooting 42.7% from the floor, 33.3% from 3-point range and 87.2% from the line... Scored 20+ points four times and recorded four double-doubles.

2010-11 (New Orleans)

- In 80 games (all starts), averaged 15.9 points, 9.8 assists (4th in NBA), 4.1 rebounds and 2.35 steals (1st in NBA) in 36.0 minutes per game while shooting 46.3% from the floor, 38.8% from 3-point range and 87.8% from the line... Ranked first in assist-to-turnover ratio (4.42).
- Missed two games due to a concussion.
- Scored 20+ points 24 times, including 30+ once.
- Recorded 32 double-doubles, including 14 games with 20+ points and 10+ assists.
- **Playoffs:** Started all six games of the First Round series vs. the L.A. Lakers, averaging 22.0 points, 11.5 assists, 6.7 assists and 1.83 steals in 41.7 minutes per game while shooting 54.5% from the floor, 47.4% from 3-point range and 79.6% from the line... Became third player to average at least 22.0 ppg, 11.0 apg and 6.0 rpg in a single postseason... Scored 20+ points five times, including 30+ once... Recorded four double-doubles.

2009-10 (New Orleans)

- In 45 games (all starts), averaged 18.7 points, 10.7 assists (2nd in NBA), 4.2 rebounds and 2.13 steals (3rd in NBA) in 38.0 minutes per game while shooting 49.3% from the floor, 40.9% from 3-point range and 84.7% from the line... Ranked first in assist-to-turnover ratio (4.29).
- Missed 37 games due to injury (eight with an ankle injury, 25 due to left knee surgery, four with an injured right middle finger).
- Western Conference Player of the Month for January.
- Scored 20+ points 20 times, including 30+ five times.
- Recorded 23 double-doubles, including on triple-double... Had 11 games with 20+ points and 10+ assists.

2008-09 (New Orleans)

- In 78 games (all starts), averaged 22.8 points, 11.0 assists (1st in NBA), 5.5 rebounds and 2.77 steals (1st in NBA) in 38.5 minutes per game while shooting 50.3% from the floor, 36.4% from 3-point range and 86.8% from the line... Ranked third in assist-to-turnover ratio (3.73.)
- Western Conference Player of the Month for November and March.
- Became third different player in NBA history (Magic Johnson 3 times, Oscar Robertson, 4 times) to average at least 22.0 ppg, 11.0 apg and 5.0 rpg in a single season and first to also average at least 2.0 spg.
- Scored 20+ points 52 times, including 30+ 15 times and 40+ twice.
- Recorded 50 double-doubles, including six triple-doubles... Had 35 games with 20+ points and 10+ assists.
- His NBA record of 108 consecutive games with at least one steal which began on 4/13/07, ended on 12/25/08.
- Had 27 points, 15 assists, 10 rebounds and 7 steals vs. Philadelphia on 12/26/08, becoming first player in NBA history to reach those numbers in a single game.
- **Playoffs:** Started all five games of the First Round series vs. Denver, averaging 16.6 points, 10.4 assists, 4.4 rebounds and 1.60 steals in 40.2 minutes per game while shooting 41.1% from the floor, 31.3% from 3-point range and 85.7% from the line... Scored 20+ points twice, including 30+ once... Had four double-doubles.

2007-08 (New Orleans)

- In 80 games (all starts), averaged 21.1 points, 11.6 assists (1st in NBA), 4.0 rebounds and 2.71 steals (1st in NBA) in 37.6 minutes per game while shooting 48.8% from the floor, 36.9% from 3-point range and 85.1% from the line... Ranked third in assist-to-turnover ratio (4.60).
- Missed two games due to a sprained right ankle.
- Western Conference Player of the Month for December and March.
- Scored 20+ points 42 times, including 30+ 12 times and 40+ three times.
- Recorded 56 double-doubles, including one triple-double... Had 31 games with 20+ points and 10+ assists.
- **Playoffs:** Started all 12 games during the run to the Western Conference Semifinals, averaging 24.1 points, 11.3 assists, 4.9 rebounds and 2.33 steals in 40.5 minutes per game while shooting 50.2% from the floor, 23.8% from 3-point range and 78.5% from the line... Scored 20+ points eight times, including 30+ four times... Recorded eight double-doubles... Had 32 points and 17 assists in Game 2 of the First Round series vs. Dallas, becoming first player with at least 30 points and 17 assists in a playoff game since Magic Johnson on 5/7/85.

#3 Chris Paul

2006-07 (New Orleans)

- In 64 games (all starts), averaged 17.3 points, 8.9 assists (4th in NBA), 4.4 rebounds and 1.84 steals in 36.8 minutes per game while shooting 43.7% from the floor, 35.0% from 3-point range and 81.8% from the line... Ranked third in assist-to-turnover ratio (3.53).
- Missed 18 games due to injury.
- Scored 20+ points 26 times, including 30+ four times.
- Recorded 27 double-doubles, including one triple-double... Had 13 games with 20+ points and 10+ assists.

2005-06 (New Orleans)

- In 78 games (all starts), averaged 16.1 points, 7.8 assists (7th in NBA), 5.1 rebounds and 2.24 steals (3rd in NBA) in 36.0 minutes per game while shooting 43.0% from the floor, 28.2% from 3-point range and 84.7% from the line... Ranked sixth in assist-to-turnover ratio (3.34).
- Missed three games due to bruised left ribs.
- Named Rookie of the Year and was a unanimous All-Rookie First Team selection.
- Became third rookie in NBA history (Oscar Robertson and Magic Johnson) to average at least 16.0 ppg, 7.0 apg and 5.0 rpg.
- Scored 20+ points 23 times and recorded 21 double-doubles with two triple-doubles... Had 10 games with 20+ points and 10+ assists.

College


- Was an early entry candidate for the 2005 NBA Draft following his sophomore season at Wake Forest.
- For his career, averaged 15.0 points, 6.3 assists, 3.9 rebounds and 2.5 steals... Had his No. 3 retired.
- Helped the Demon Deacons to two NCAA tournament berths and one Sweet-16 appearance.
- As a sophomore, was named a consensus First Team All-American by the Associated Press, National Association of Basketball Coaches, and the United States Basketball Writers Association.
- First Team All-ACC and All-Defensive Team as a sophomore and Third Team as a freshman... Was named ACC Rookie of the Year and National Freshman of the Year by College Insider, The Sporting News, Basketball Times and Dick Vitale.

Personal

- Son of Charles and Robin Paul... Brother C.J. played basketball at South Carolina-Spartanburg... He and his wife, Jada, have a son Chris, and a daughter, Camryn.
- His grandfather, Nathaniel Jones, was tragically killed during Paul's senior year of high school... Paul scored 61 points in a game on the day of the funeral, signifying each year of his grandfather's life.
- In 2005, the Chris Paul Family Foundation established the CP3 Foundation, in honor of his late grandfather... it was created to highlight Paul's dedication and love, both to his grandfather and the city of Winston-Salem.
- His foundation annually awards two students in Forsyth County in North Carolina the Nathaniel Jones Scholarship to attend Wake Forest University in honor of his grandfather.
- Elected President of the NBA Players Association on 8/22/13.
- Two-time Olympic gold medalist playing for Team USA (2008 in Beijing and 2012 in London).
- Avid bowler and golfer... Played multiple rounds of golf with former President Barack Obama.
- Recipient of the 2016 Mannie Jackson - Basketball's Human Spirit Award given by the Naismith Basketball Hall of Fame in honor of his humanitarian efforts and positive impact off the court.
- Named ESPN's Sports Humanitarian of the Year in 2016 for using the power of sports to make a positive impact on society.
- Was senior class president at West Forsyth High School and helped organize the Class of 2003's 10-year reunion.



#4 P.J. Tucker



Personal Info

Height

6-6

Weight

245

Birthdate

5/5/85

Birthplace

Raleigh, NC

High School

Enloe Raleigh, (NC)

Prior to NBA

Texas

NBA Experience

6

Drafted

2006 (35th overall) by Toronto

Career Highs

	Regular Season	Playoffs		Regular Season	Playoffs
PTS	24 at Hou 4/7/16	14 vs. Cle 5/7/17	OR	7 (6 times)	4 (2 times)
FGM	10 at OKC 12/31/15	6 at Cle 5/1/17	DR	12 (2 times)	8 (2 times)
FGA	18 vs. Min 3/14/16	11 (2 times)	TR	17 vs. NO 2/13/17	12 vs. Cle 5/7/17
3FGM	4 (2 times)	4 vs. Cle 5/7/17	AST	8 at Phi 1/26/16	2 (3 times)
3FGA	8 vs. Sac 11/7/14	7 vs. Cle 5/7/17	STL	7 vs. Mil 2/4/17	4 vs. Cle 5/7/17
FTM	9 at Den 2/18/14	2 (2 times)	BLK	4 at Cha 12/17/14	1 (3 times)
FTA	11 at LAC 3/10/14	2 (4 times)	MIN	45:32 vs. GS 2/10/16	45:59 vs. Cle 5/7/17

Career Statistics

REGULAR SEASON

YEAR	G-S	MIN	FGM-A	PCT	3FGM-A	PCT	FTM-A	PCT	OFF-DEF-TOT	AST	PF-D	ST	TO	BLK	TP	RPG	APG	PPG
06-07 Toronto	17-0	83	11-22	.500	0-0	---	8-14	.571	11-12-23	3	12-0	2	6	0	30	1.4	0.2	1.8
12-13 Phoenix	79-45	1910	210-444	.473	22-70	.314	64-86	.744	132-218-350	109	145-1	62	67	19	506	4.4	1.4	6.4
13-14 Phoenix	81-81	2490	265-615	.431	74-191	.387	156-201	.776	161-368-529	141	204-2	110	102	23	760	6.5	1.7	9.4
14-15 Phoenix	78-63	2383	261-596	.438	87-252	.345	104-143	.727	114-388-502	122	179-0	107	96	23	713	6.4	1.6	9.1
15-16 Phoenix	82-80	2540	239-582	.411	68-206	.330	106-142	.746	165-347-512	177	202-3	106	111	20	652	6.2	2.2	8.0
16-17 Pho.-Tor.	81-21	2236	199-482	.413	70-196	.357	72-93	.774	117-354-471	99	196-0	116	66	19	540	5.8	1.2	6.7
TOTALS	418-290	11643	1185-2741	.432	321-915	.351	510-679	.751	700-1687-2387	651	938-6	503	448	104	3201	5.7	1.6	7.7

PLAYOFFS

YEAR	G-S	MIN	FGM-A	PCT	3FGM-A	PCT	FTM-A	PCT	REBOUNDS	OFF-DEF-TOT	AST	PF-D	ST	TO	BLK	TP	RPG	APG	PPG
16-17 Toronto	10-1	251	18-49	.367	9-28	.321	5-8	.625	15-42-57	11	27-0	6	8	3	50	5.7	1.1	5.0	

Career Transactions

Selected by Toronto with the 35th overall pick in the 2006 NBA Draft... Waived by Toronto on 3/25/07... Signed as a free agent with Phoenix on 2/23/17... Traded by Phoenix to Toronto in exchange for Jared Sullinger and two future first round picks on 2/23/17... Signed as a free agent with Houston on 7/6/17.

#4 P.J. Tucker

2016-17 Notes/Career Highlights

- In 81 games with 21 starts for Phoenix and Toronto, averaged 6.7 points, 5.8 rebounds, 1.2 assists and 1.43 steals in 27.6 minutes per game while shooting 41.3% from the floor, 35.7% from 3-point range and 77.4% from the line.
- Missed one game (4/2) with a sore left knee.
- Appeared in 57 games for Phoenix prior to being traded to Toronto on 2/23... Played in 24 games for the Raptors over the remainder of the season.
- Ranked fourth in steals-to-turnover ratio (1.76)... Has more steals (503) than turnovers (448) for his career.
- Scored in double-figures 17 times, including 20+ once.
- Grabbed 10+ rebounds 10 times and recorded three double-doubles.
- One of nine players listed 6'6" or shorter to have averaged at least 5.0 rpg.
- Hit multiple 3-pointers 22 times.
- Following his rookie season with Toronto in 2006-07, spent the next five years playing overseas... Since returning to the NBA in 2012-13, has appeared in 401 of a possible 410 games with 290 starts.
- Over the past four seasons was one of four players (Greg Monroe, Markieff Morris, Nerlens Noel) to have averaged at least 8.0 ppg, 6.0 rpg and 1.00 spg in 30.0 or fewer mpg.
- Received multiple votes for NBA All-Defensive team in three of the past four seasons.
- **Playoffs 2017:** Appeared in all 10 games with one start during Toronto's run to the Eastern Conference Semifinals, averaging 5.0 points, 5.7 rebounds and 1.1 assists in 25.1 minutes per game while shooting 36.7% from the floor, 32.1% from 3-point range and 62.5% from the line... Recorded two double-doubles... Had 14 points, 12 rebounds and 4 steals in Game 4 of the Eastern Conference Semifinals vs. Cleveland; dating back to 1986, was third oldest player to post those numbers in single playoff game, trailing Duncan, Karl Malone and Olajuwon.

2015-16 (Phoenix)

- Appeared in all 82 games with 80 starts, averaging 8.0 points, 6.2 rebounds, 2.2 assists and 1.29 steals in 31.0 minutes per game while shooting 41.1% from the floor, 33.0% from 3-point range and 74.6% from the line.
- One of 11 players to have averaged at least 8.0 ppg, 6.0 rpg, 2.0 apg and 1.00 spg.
- Scored in double-figures 27 times, including 20+ five times after doing so four times his first four seasons combined.
- Grabbed 10+ rebounds 16 times and recorded seven double-doubles.

2014-15 (Phoenix)

- In 78 games with 63 starts, averaged 9.1 points, 6.4 rebounds, 1.6 assists and 1.37 steals in 30.6 minutes per game while shooting 43.8% from the floor, 34.5% from 3-point range and 72.7% from the line.
- Missed three games (10/29-11/1) due to a league suspension.
- Scored in double-figures 37 times, including 20+ twice.
- Grabbed 10+ rebounds eight times and recorded four double-doubles.

2013-14 (Phoenix)

- In 81 games (all starts), averaged 9.4 points, 6.5 rebounds, 1.7 assists and 1.36 steals in 30.7 minutes per game while shooting 43.1% from the floor, 38.7% from 3-point range and 77.6% from the line.
- Missed one game (3/12/14) due to a league suspension.
- Scored in double-figures 38 times, including 20+ once.
- Grabbed 10+ rebounds 15 times and had 11 double-doubles.

2012-13 (Phoenix)

- In 79 games with 45 starts, averaged 6.4 points, 4.4 rebounds and 1.4 assists in 24.2 minutes per game while shooting 47.3% from the floor, 31.4% from 3-point range and 74.4% from the line.
- Missed two games (12/8-12/9/12) with a mild medial collateral sprain in his right knee.
- Scored in double-figures 22 times, including 20+ once.
- Grabbed 10+ rebounds four times and recorded three double-doubles.

2011-12 (International)

- In 44 games for Brose Baskets Bamberg in the German Bundesliga, averaged 16.2 points, 7.1 rebounds and 1.2 steals... Named an All-Star and helped team to the Bundesliga Championship.
- Averaged 8.9 points and 6.3 rebounds in 10 Euroleague games.

2010-11 (International)

- In 19 games for Aris in the Greek league, averaged 11.5 points and 7.1 rebounds... Also averaged 15.9 ppg in 14 EuroCup games.
- Appeared in three games for Fabi Shoes in the Italian League, averaging 12.3 points and 7.3 rebounds.
- In 17 games for Quebradillas in Puerto Rico, averaged 14.9 points and 9.4 rebounds.

2009-10 (International)

- In nine games for BC Donetsk in the Ukrainian league, averaged 11.9 points and 4.8 rebounds.
- In 12 games for Bnei Hasharon of the Israeli league, averaged 17.3 points and 9.0 rebounds.

2008-09 (International)

- In 17 games for BC Donetsk in the Ukrainian league, averaged 19.4 points and 5.9 rebounds... Was an All-Star and won the dunk contest.

2007-08 (International)

- In 26 games for Hapoel Holon of the Israeli league, averaged 14.6 points and 7.0 rebounds... Helped team win the Israeli Premier League Championship.

#4 P.J. Tucker

2006-07 (Toronto)

- In 17 games, averaged 1.8 points and 1.4 rebounds in 4.9 minutes per game while shooting 50.0% from the floor and 57.1% from the line.
- Appeared in 19 games with 12 starts for Colorado in the NBA Development League, averaging 10.7 points, 3.4 rebounds and 2.1 assists in 24.3 minutes per game while shooting 47.2% from the floor, 28.6% from 3-point range and 84.6% from the line.

College

- Was an early entry candidate for the 2006 NBA Draft following his junior season at Texas... For his career, averaged 13.4 points and 8.2 rebounds while shooting 52.6% from the floor.
- As a junior, named Big 12 Player of the Year, All-Big 12 First Team and was a Big 12 All-Defensive team selection.
- Had 18 points and 13 rebounds in his Longhorns debut... Was named to the Big 12 All-Freshman Team.

Personal

- Full name is Anthony Leon Tucker, Jr. ... Son of Anthony and Aleshi... Nicknamed P.J. at birth by his father, with P.J. standing for "Pops Junior."... Has three siblings, Isiah, Quetta, and Quitta.
- He and his wife, Tracy, have a daughter, Aaliyah, and a son, King.
- Family moved to Frankfurt, Germany shortly after his birth... Father served in the Army.
- Speaks Hebrew and lists Tel Aviv as his favorite travel destination.
- Estimates that he owns over 1,000 pairs of shoes.
- Favorite player growing up was Charles Barkley.



#5 Troy Williams



Personal Info

Height

6-7

Weight

218

Birthdate

12/30/94

Birthplace

Hampton, VA

High School

Oak Hill Academy (VA)

Prior to NBA

Indiana

NBA Experience

1

Drafted

2016 (Undrafted)

Career Highs

	Regular Season	Playoffs		Regular Season	Playoffs
PTS	21 at Pho 4/2/17	1 at SA 5/1/17	OR	4 at Sac 4/9/17	1 (2 times)
FGM	7 at Pho 4/2/17		DR	5 (4 times)	2 at SA 5/3/17
FGA	16 at Cle 12/13/16	3 vs. SA 5/7/17	TR	9 at Sac 4/9/17	2 (3 times)
3FGM	6 at Pho 4/2/17		AST	3 (2 times)	1 vs. SA 5/11/17
3FGA	9 at Pho 4/2/17	2 at SA 5/1/17	STL	3 (3 times)	
FTM	6 at Min 11/1/16	1 at SA 5/1/17	BLK	2 (2 times)	
FTA	7 at Min 11/1/16	2 at SA 5/1/17	MIN	38:35 at Pho 4/2/17	5:24 at SA 5/1/17

Career Statistics

REGULAR SEASON

YEAR	G-S	MIN	FGM-A	PCT	3FGM-A	PCT	FTM-A	PCT	REBOUNDS OFF-DEF-TOT	AST	PF-D	ST	TO	BLK	TP	RPG	APG	PPG
16-17 Mem.-Hou.	30-16	557	73-167	.437	18-62	.290	21-32	.656	15-54-69	25	60-0	27	32	10	185	2.3	0.8	6.2

PLAYOFFS

YEAR	G-S	MIN	FGM-A	PCT	3FGM-A	PCT	FTM-A	PCT	REBOUNDS OFF-DEF-TOT	AST	PF-D	ST	TO	BLK	TP	RPG	APG	PPG
16-17 Houston	5-0	19	0-9	.000	0-5	.000	1-2	.500	2-5-7	1	0-0	0	2	0	1	1.4	0.2	0.2

Career Transactions

Was not selected in the 2016 NBA Draft... Signed as a free agent with Memphis on 8/8/16... Waived by Memphis on 1/30/17... Signed a 10-day contract with Houston on 3/10/17 and for the remainder of 2016-17 on 3/20/17... Re-signed with Houston on 7/25/17.

#5 Troy Williams

2016-17 Notes/Career Highlights

- In 30 games with 16 starts for Memphis and Houston, averaged 6.2 points and 2.3 rebounds in 18.6 minutes per game while shooting 43.7% from the floor, 29.0% from 3-point range and 65.6% from the line.
- Appeared in 24 games with 13 starts for Memphis before being waived on 1/30... Averaged 5.3 ppg (41.8% FGs, 24.4% 3FGs, 60.0% FTs), 1.9 rpg and 1.00 spg in 17.4 mpg for the Grizzlies.
- Signed with Rockets for remainder of season on 3/20 after originally signing a 10-day contract on 3/10... Was playing for the Iowa Energy in the NBA D-League.
- In six games with three starts as a Rocket, averaged 9.7 points and 4.0 rebounds in 23.1 minutes per game while shooting 50.0% from the floor, 38.1% from 3-point range and 6-of-7 from the line.
- For Houston, recorded one DNP-CP and was inactive (Coach's Decision) once.
- Had a career-high 21 points in his Rockets debut at Phoenix on 4/2... Scored in double-figures nine times, including three times for Houston.
- Had 8 3FGM on 38.1% shooting in six games played for Houston including 6-of-9 in his Rockets debut at Phoenix on 4/2, after shooting 10-of-41 from behind-the-arc in 24 games played with Memphis.
- Was assigned to Rio Grande Valley of the D-League twice (3/10-3/26, 3/29-4/2)... In 33 D-League games for Iowa and RGV, averaged 14.9 ppg (46.5% FGs, 33.5% 3FGs, 72.6% FTs), 4.5 rpg and 1.5 apg in 22.7 mpg.
- Won the D-League Dunk Contest held during NBA All-Star Weekend.
- **Playoffs 2017:** Appeared in five games for a total of 19 minutes for Houston during its run to the Western Conference Semifinals.
- **Summer 2017:** Started all five games for Houston in the MGM Resorts Summer League 2017, averaging 22.0 points, 3.2 rebounds, 1.6 assists and 2.2 steals in 26.9 minutes per game while shooting 45.3% from the floor, 33.3% from 3-point range and 78.9% from the line... Ranked fifth among all players in scoring.
- **Summer 2016:** Appeared in six games for Phoenix during the NBA Summer League in Las Vegas, averaging 12.3 points, 4.3 rebounds and 1.70 steals in 22.2 minutes per game while shooting 54.3% from the floor, 26.3% from 3-point range and 79.2% from the line.

College

- Was an early entry candidate for the 2016 NBA Draft following his junior season at Indiana.
- Over his final two seasons, averaged 13.1 points, 6.6 rebounds, 2.0 assists and 1.1 steals while shooting 52.6% from the floor.
- Named Third Team All-Big Ten as a junior... Hoosiers won the Big Ten Championship and advanced to the Sweet 16.
- Ranked third in the conference in rebounding (7.4 rpg) as a sophomore... Earned Honorable Mention All-Conference distinction.

Personal

- Son of Patty Williams and guardian (Uncle) Marcellus "Boo" Williams, who was a star basketball player at St. Joseph's University.
- Spent his first three seasons at Phoebus High School in Virginia before transferring to Oak Hill Academy as a senior.
- Was named Gatorade Player of the Year for the state of Virginia in 2013.
- Played in the Jordan Brand Classic.



#9 Zhou Qi



Personal Info

Height

7-1

Weight

210

Birthdate

1/16/96

Birthplace

Xinxiang, China

Prior to NBA

Xinjiang Flying Tigers (China)

NBA Experience

Rookie

Drafted

2016 (43rd overall) by Houston

Career Transactions

Selected by Houston with the 43rd overall pick in the 2016 NBA Draft... Signed with Houston on 7/6/17.

Notes/Career Highlights

2016-17 (International)

- **Summer 2017:** Started all five games for Houston in the MGM Resorts NBA Summer League 2017, averaging 6.2 points, 4.8 rebounds, 1.2 steals and 2.0 blocks in 25.0 minutes per game while shooting 30.3% from the floor, 14.3% from 3-point range and 61.5% from the line.
- In 44 games for the Xinjiang Flying Tigers of the Chinese Basketball Association, averaged 16.0 points, 10.0 rebounds, 1.2 assists, 1.0 steals and 2.3 blocks while shooting 58.6% from the floor, 36.4% from 3-point range and 71.7% from the line... Ranked second in blocks.
- Helped lead the Flying Tigers to their first championship and was named Defensive Player of the Year.
- In seven FIBA Asia Champions Cup games for the Flying Tigers, averaged 10.6 points, 7.4 rebounds, 1.1 assists and an event-best 1.9 blocks while shooting 56.1% from the floor, 22.2% from 3-point range and 78.6% from the line.

2015-16 (International)

- In 42 games for the Xinjiang Flying Tigers of the Chinese Basketball Association, averaged 15.8 points, 9.8 rebounds, 1.5 assists, 1.1 steals and a league-high 3.2 blocks.

2014-15 (International)

- In 32 games for the Xinjiang Flying Tigers of the CBA, averaged 14.1 points, 7.0 rebounds and a league-high 3.3 blocks.

Personal

- Name is pronounced "Joe Chee."
- Member of the Chinese Senior National Team and competed in the 2016 Olympics, averaging 5.6 points, 1.2 rebounds and 1.4 blocks in 19.0 minutes per game.
- Had a team-high 13 points for Team China in an exhibition game vs. Team USA on 7/26/16.
- Averaged 9.9 points, 6.0 rebounds and 2.0 blocks at the 2015 FIBA Asia Championships, earning All-Tournament honors.
- Played for the World Team in the 2015 Nike Hoops Summit.
- Averaged 5.4 blocks during the 2013 FIBA U19 Championship.
- Was measured with a 7'7.75" wingspan and a standing reach of 9'4.5" at the 2016 NBA Draft combine.

Jon Diebler

Pos: G/F • **Ht:** 6-6 • **Wt:** 205 • **DOB:** 6/22/88 **College:** Ohio State

Transactions

Selected by Portland in the second round (51st overall) of the 2011 NBA Draft... Rights were acquired by Houston in a three-team trade also involving Boston on 7/20/12.

International

2011-12: In 34 games for Panionios ON Telecoms Athens of the Greek league, averaging 10.8 points and 3.5 rebounds... **2012-13:** In 30 games for Pinar Karsiyaka SK Izmir of the Turkish league, averaging 11.0 points, 3.1 rebounds and 1.4 assists... In 13 EuroChallenge games, averaged 9.7 points, 2.3 rebounds and 1.1 assists... **2013-14:** In 36 games for Pinar Karsiyaka SK Izmir of the Turkish league, averaged 12.5 points, 3.2 rebounds and 1.3 assists... In 16 EuroCup games, averaged 12.4 points, 2.8 rebounds and 1.5 assists... **2014-15:** In 40 games for Pinar Karsiyaka SK Izmir of the Turkish league, averaged 12.9 points, 3.4 rebounds and 1.6 assists... In 20 EuroCup games, averaged 14.5 points, 3.9 rebounds and 2.1 assists... **2015-16:** In 26 games for Anadolu Efes Istanbul of the Turkish league, averaged 7.8 points, 1.8 rebounds and 1.4 assists... In 21 Euroleague games, averaged 10.2 points, 1.9 rebounds and 1.7 assists... **2016-17:** In 22 games for Galatasaray Liv Hospital Istanbul of the Turkish league, averaged 7.0 points, 2.3 rebounds and 1.4 assists... In 29 Euroleague games, averaged 6.5 points, 1.9 rebounds and 1.4 assists... **2017-18:** Set to play for Besiktas Somp Japan Istanbul of the Turkish league.

College

Spent all four seasons at Ohio State... As a senior, averaging 12.6 points on 50.7% shooting... For his career, averaged 2.6 3FGM on 41.6% shooting, including 4.1 3FGM per game on 50.2% shooting in his final season... Set the Big Ten record for career 3FGM with 374... Hit a school single-game record 10 3FGM against

Alessandro Gentile

Pos: F • **Ht:** 6-6 • **Wt:** 228 • **DOB:** 11/12/92 **Country:** Italy (Maddaloni)

Transactions

Selected by Minnesota in the second round (53rd overall) of the 2014 NBA Draft... Rights were traded to Houston in exchange for cash considerations on 6/26/14.

International

2009-10: In 24 games for Benetton Treviso of the Italian league, averaged 3.4 points and 1.2 rebounds... In four EuroCup games, averaged 6.5 points and 3.3 rebounds... **2010-11:** In 35 games for Benetton Treviso of the Italian league, averaged 8.9 points, 3.0 rebounds, 1.3 assists and 1.3 steals... In 17 EuroCup games, averaged 8.5 points, 2.5 rebounds and 1.4 assists... **2011-12:** In 10 games for Benetton Treviso of the Italian league, averaged 12.8 points, 4.3 rebounds, 1.5 assists and 1.3 steals... In EuroCup games, averaged 15.0 points, 6.6 rebounds, 1.4 assists and 1.2 steals... Later joined EA7 Emporio Armani Milano of the Italian league, averaging 8.2 points, 3.6 rebounds and 1.5 assists in 34 games... Also appeared in seven Euroleague games, averaging 4.6 points, 1.9 rebounds and 1.1 assists... **2012-13:** In 31 games for EA Emporio Armani Milano of the Italian league, averaged 11.9 points, 3.5 rebounds and 2.1 assists... In eight Euroleague games, averaged 6.3 points and 1.4 rebounds... **2013-14:** In 44 games for EA7 Emporio Armani Milano of the Italian league, averaged 12.2 points, 3.7 rebounds and 2.7 assists... In 21 Euroleague games, averaged 11.4 points, 2.4 rebounds and 2.3 assists... **2014-15:** In 37 games for EA7 Emporio Armani Milano of the Italian league, averaged 14.1 points, 4.8 rebounds, 3.3 assists and 1.1 steals... In 20 Euroleague games, averaged 14.3 points, 3.1 rebounds and 2.5 assists... **2015-16:** In 32 games for EA7 Emporio Armani Milano of the Italian league, averaged 11.8 points, 3.2 rebounds and 2.9 assists... In four Eurocup games, averaged 9.3 points, 2.3 assists and 2.0 rebounds... **2016-17:** In six games for EA7 Emporio Armani Milano of the Italian league, averaged 9.5 points, 3.8 rebounds 3.2 assists and 1.3 steals... In nine Euroleague games, averaged 10.8 points, 3.0 rebounds, 2.4 assists and 1.1 steals... In eight games for Panathinaikos Athens of the Greek league, averaged 5.8 points, 2.5 rebounds and 1.6 assists... In nine Euroleague games, averaged 3.2 points and 2.2 rebounds... In eight games for Hapoel Jerusalem of the Israeli league, averaged 4.3 points and 2.0 rebounds.

Isaiah Hartenstein

Pos: F/C • **Ht:** 7-0 • **Wt:** 249 • **DOB:** 5/5/98
Country: United States

Transactions

Selected by Houston with the 43rd overall in the 2017 NBA Draft.

Summer League

2017: Appeared in all five games for Houston in MGM Resorts NBA Summer League 2017, averaging 4.4 points and 2.0 rebounds in 9.1 minutes per game while shooting 35.3% from the floor, 14.3% from 3-point range and 56.3% from the line.

International

2015-16: In 14 games for the Artland Dragons of the German Pro B (Third Division), averaged 11.6 points, 8.9 rebounds, 1.6 assists, 2.1 steals and 2.1 blocks while shooting 47.9% from the floor, 42.5% from 3-point range and 54.4% from the line... **2016-17:** In 29 games for Zalgiris Kaunas of the Lithuanian League, averaged 4.7 points and 3.4 rebounds in 12.2 minutes per game while shooting 56.9% from the floor, 28.6% from 3-point range and 70.5% from the line... In four Euroleague games, averaged 3.5 minutes played... **2017-18:** Set to play for the Rio Grande Valley Vipers of the NBA G League.

Axel Hervelle

Pos: F • **Ht:** 6-9 • **Wt:** 240 • **DOB:** 5/12/83
Country: Belgium (Liège)

Transactions

Selected by Denver in the second round (52nd overall) of the 2005 NBA Draft ... Rights were traded to Houston in exchange for James White on 9/22/09.

International

2001-02: In 24 games for Go-Pass Pepinster of the Belgian league, averaged 4.0 points and 3.1 rebounds... Also averaged 3.1 ppg and 1.7 rpg in 13 NEBL games... **2002-03:** In 25 games for Go-Pass Pepinster of the Belgian League, averaged 8.7 points, 7.3 rebounds and 1.3 assists... **2003-04:** In 18 games for Go-Pass Pepinster of the Belgian league, averaged 10.2 points, 9.6 rebounds and 1.2 assists... In nine ULEB Cup games, averaged 9.2 points, 9.2 rebounds, 1.6 assists and 1.7 steals... **2004-05:** In five games for Go-Pass Pepinster of the Belgian league, averaged 9.4 points, 6.4 rebounds and 1.2 assists... Later joined Real Madrid of the Spanish ACB League, appearing in 27 league games, averaging 6.0 points, 5.1 rebound and 1.1 steals... In 12 Spanish League Playoff games, averaged 6.8 ppg, 5.8 rpg and 1.2 spg... Also played in 19 Euroleague games, averaged 7.4 ppg and 4.2 rpg... **2005-06:** In 32 games for Real Madrid of the Spanish ACB League, averaged 8.6 points, 5.3 rebounds and 1.0 assists... Also appeared in 23 Euroleague games, averaging 8.7 ppg and 4.3 rpg... **2006-07:** In 34 games for Real Madrid in the Spanish ACB League, averaged 9.6 points, 5.6 rebounds, 1.4 assists and 1.3 steals... In 13 playoff games, averaged 9.2 ppg and 7.2 rpg... Also appeared in 17 ULEB Cup games, averaging 10.8 ppg, 4.8 rpg, 1.6 apg and 1.7 spg... **2007-08:** In 34 games for Real Madrid in the Spanish ACB League, averaged 9.3 points, 5.3 rebounds and 1.0 assists... In two playoff games, averaged 12.0 ppg and 6.0 rpg... Also appeared in 20 Euroleague games, averaging 9.3 ppg, 6.2 rpg and 1.1 apg... **2008-09:** In 35 games for Real Madrid in the Spanish ACB League, averaged 8.1 points, 4.5 rebounds, 1.1 assists and 1.3 steals... In 18 Euroleague games, averaged 6.5 ppg and 4.9 rpg... **2009-10:** In seven games for Real Madrid of the Spanish ACB League, averaged 1.0 points and 2.6 rebounds... Later joined Bizkaia Bilbao Basket in the same league, averaging 7.8 ppg, 5.1 rpg, 2.2 apg and 1.4 spg in 18 games... **2010-11:** In 39 games for Bizkaia Bilbao Basket of the Spanish ACB League, averaged 6.7 points, 5.3 rebounds, 1.5 assists and 1.0 steals... **2011-12:** In 30 games for Gescrap Bizkaia Bilbao Basket of the Spanish ACB League, averaged 4.7 points and 3.3 rebounds... In 18 Euroleague games, averaged 4.8 ppg, 3.6 rpg and 1.1 apg... **2012-13:** In 36 games for Gescrap Bizkaia Bilbao Basket of the Spanish Endesa League, averaged 7.9 points, 4.4 rebounds and 1.7 assists... In 17 EuroCup games, averaged 6.8 ppg, 5.9 rpg, 1.8 apg and 1.0 spg... **2013-14:** In 28 games for Bilbao Basket of the Spanish Endesa League, averaged 7.2 points, 6.1 rebounds and 1.3 assists... In 16 Eurocup games, averaged 7.2 ppg, 4.8 rpg and 1.0 apg... **2014-15:** In 30 games for Bilbao Basket of the Spanish Endesa League, averaged 7.7 points, 5.2 rebounds, 1.4 assists and 1.0 steals... **2015-16:** Set to continue playing for Bilbao Basket of the Spanish Endesa League... **2015-16:** In 30 games for Bilbao Basket of the Spanish Endesa League, averaged 6.3 points, 4.9 rebounds, 1.6 assists and 1.3 steals... In 12 Eurocup games, averaged 6.7 points, 4.6 rebounds and 1.3 assists... **2016-17:** In 32 games for Bilbao Basket of the Spanish Endesa League, averaged 6.5 points, 5.4 rebounds and 1.9 assists... In eight Eurocup games, averaged 8.0 points, 3.9 rebounds, 2.6 assists and 1.4 steals.

Sergio Llull

Pos: G • **Ht:** 6-3 • **Wt:** 190 • **DOB:** 11/15/87
Country: Spain (Mahon)

In the NBA

Selected by the Denver Nuggets in the second round (34th overall) of the 2009 NBA Draft ... Rights were traded to Houston in exchange for cash considerations on 6/25/09.

International

2005-06: In 11 games for Ricoh Manresa of the of the Spanish ACB league, averaged 2.8 points... **2006-07:** In 28 games for Ricoh Manresa of the Spanish second league, averaged 4.5 points, 1.3 rebounds and 1.8 assists... Later signed with Real Madrid of the Spanish ACB league, appearing in seven playoff games... **2007-08:** In 30 games for Real Madrid of the Spanish ACB league, averaging 2.9 points, 1.5 assists and 1.1 rebounds... Also appeared in two playoff games... In 15 Euroleague games, average 2.3 ppg... **2008-09:** In 38 games for Real Madrid of the Spanish ACB league, averaged 8.7 points, 2.7 assists, 2.0 rebounds and 1.3 steals... In 18 Euroleague games, averaged 7.2 ppg, 2.1 apg and 1.1 rpg... **2009-10:** In 35 games for MMC Real Madrid of the Spanish ACB league, averaged 11.2 points , 2.1 assists and 1.7 rebounds... In 18 Euroleague games, averaged 9.5 ppg, 2.0 apg and 1.2 rpg... **2010-11:** In 38 games for MMC Real Madrid of the Spanish ACB league, averaged 12.3 points, 2.8 assists, 1.9 rebounds and 1.1 steals... In 23 Euroleague games, averaged 11.9 ppg, 3.0 apg and 2.3 rpg... **2011-12:** In 46 games for Real Madrid of the Spanish ACB league, averaged 10.3 points, 3.9 assists, 2.2 rebounds and 1.0 steals... In 16 Euroleague games, averaged 7.4 ppg, 3.2 apg and 1.5 rpg... **2012-13:** In 42 games for Real Madrid of the Spanish Endesa league, averaged 11.7 points, 3.0 assists and 1.9 rebounds... In 27 Euroleague games, averaged 10.4 ppg, 3.2 apg, 2.3 rpg... **2013-14:** In 44 games for Real Madrid in the Spanish Endesa league, averaged 13.9 points, 3.7 assists, 2.2 rebounds and 1.0 steals... In 31 Euroleague games, averaged 11.4 ppg, 4.0 apg, 1.8 rpg... **2014-15:** In 42 games for Real Madrid in the Spanish Endesa league, averaged 12.0 points, 3.3 assists and 1.8 rebounds... **2015-16:** In 42 games for Real Madrid of the Spanish Endesa league, averaged 12.1 points, 4.9 assists and 2.1 rebounds... In 24 Euroleague games, averaged 12.8 points, 4.6 assists and 1.8 rebounds... **2016-17:** In 40 games for Real Madrid of the Spanish Endesa league, averaged 16.5 points, 5.4 assists and 1.6 rebounds... In 33 Euroleague games, averaged 16.5 points, 5.9 assists and 1.8 rebounds... **2017-18:** Set to continue playing for Real Madrid of the Spanish Endesa league.

Marko Todorovic

Pos: C • **Ht:** 6-11 • **Wt:** 240 • **DOB:** 4/19/92
Country: Montenegro (Podgorica)

Transactions

Selected by Portland in the second round (45th overall) of the 2013 NBA Draft... Rights were traded to Houston along with the rights to Kostas Papanikolaou and two future second round picks in exchange for Thomas Robinson on 7/10/23.

International

2010-11: In nine games for DKV Joventut Badalona of the Spanish ACB league, averaged 2.0 points and 2.0 rebounds... Also played 25 games for CB Praft Joventud of the Spanish second league, averaging 10.9 ppg, 6.7 rpg, 1.1 spg and 1.4 bpg... **2011-12:** In five games for FIATC Joventut Badalona of the Spanish ACB league, averaged 3.4 points and 1.8 rebounds... Also played 26 games for CB Praft Joventud of the Spanish second league, averaging 15.8 ppg, 8.2 rpg, 1.1 spg and 1.4 bpg... **2012-13:** In 30 games for Regal FC Barcelona of the Spanish Endesa league, averaging 2.8 points and 2.2 rebounds... In 18 Euroleague games, averaged 2.4 ppg and 2.2 rpg... **2013-14:** In 19 games for Regal FC Barcelona of the Spanish Endesa league, averaged 3.3 points and 3.0 rebounds... In 12 Euroleague games, averaged 1.5 points and 1.6 rebounds... **2014-15:** In 37 games for Bilbao Basket of the Spanish Endesa league, averaged 11.5 points, 7.2 rebounds, 1.2 assists and 1.2 steals... **2015-16:** In 15 games for BC Khimki Moscow Region of the Russian league, averaged 8.4 points, 4.1 rebounds and 1.1 assists... In 16 Euroleague games, averaged 5.0 points and 3.8 rebounds... Also played for Bilbao Basket of the Spanish Endesa league, appearing in nine games while averaging 6.8 points and 4.6 rebounds... **2016-17:** In 32 games for BC Khimki Moscow Region of the Russian league, averaged 10.6 points, 7.0 rebounds and 1.9 assists... In 16 Eurocup games, averaged 7.4 points ,4.8 rebounds, 1.4 assists and 1.0 blocks.

SPORTSTALK

790
AM

**YOUR HOME FOR
ROCKETS BASKETBALL**



**WHERE YOU CAN HEAR
THE GAMES ALL SEASON LONG**

Follow us on Twitter @SportsTalk 790
Like us on Facebook: SportsTalk 790

www.Sports790.com

PROUD SUPPORTERS OF FAST BREAKS

The all-new 2018 Toyota Camry, upgraded with enhanced tech and newly refined styling, makes a joyride out of any drive. To the basket or otherwise.



Official Vehicle of the Houston Rockets

TOYOTA.COM



Rockets Business Executives



Tad Brown
Chief Executive
Officer



Rafael Stone
General Counsel



Steve Scheinthal
Executive VP &
General Counsel
Fertitta Entertainment



Rick Liem
Executive VP &
CFO
Fertitta Entertainment



Clay Allen
Associate General
Counsel



John R. Croley
Vice President
Corporate Development



Michael C. Fertitta
Director
Fertitta Entertainment



Patrick J. Fertitta
Director
Fertitta Entertainment



Zee French
Vice President
Ticketing



Michael Goldberg
Outside Counsel
Baker Botts L.L.P.



Marcus Jolibois
Chief Financial
Officer



Larry Kaiser
Vice President
Finance



Scott Manley
Asst. GM of Toyota
Center/VP of
Arena Operations



Jason McGuinness
Vice President
Premium Sales



Gretchen Sheirr
Chief Revenue Officer



Ken Sheirr
Vice President
Marketing

Rockets Business Team



Lindsay Abowd
Manager
Premium Accounts



Jim Adessa
Director
Programming



Courtney Aldrich
Manager
Suite Sales



Don Allen
Building Carpenter



Eddie Allen
Facilities Services
Event Staff



Clay Allen
Associate
General Counsel



Natalie Alvarado
Director
Entertainment



Inmar Alvarez
Facility Services
Assistant Supervisor



Morgan Anderson
Corporate Development
Coordinator



Rhett Bailey
Business Analyst



Tajma Baker
Building Operator



Sandra Banks
Senior Receptionist



Bill Baptist
Team Photographer



Andre Barron
Ticket Services
Executive



Sarah Barry
Ticket Services
Executive



Leilani Borbon Costa
Manager
Events



Brian Brown
Manager
Network Operations



Michael Canella
Senior Producer



Jared Capozzi
Suite Sales
Consultant



Randelyn Carpenter
Manager
Partnership
Activation



Juan Castillo
Manager
Facility Services



Andre Coleman
Facility Services
Event Staff



Roderick Collins
Lead Operator &
Energy Management
Technician



David Congdon
Motion Graphics
Designer



Andrew Cornutt
Group Sales
Account Executive

Rockets Business Team



Chris Costa
Director
Ticket Services



Terra'nce Daniels
Rockets Video Editor
& Videographer



Dominic Davila
Entertainment
Specialist



Zachary Devine
Manager
Event Services



Zachary Devine
Partnership Activation
Manager



Theresa Dibrell
Box Office
Supervisor



Michael Dimitroff
Premium Sales
Executive



John Donovan
Suite Sales
Consultant



Michael Drummond
Manager
Security



Hai Duong
Manager
Community Relations



Cedrick Edwards
Manager
Guest Services



Melissa Ezell
Group Sales
Account Executive



Samer Faris
Ticket Services
Executive



Shannon Fischer
Manager
Partnership Activation



Troy Ford
Senior Maintenance
Supervisor



Scott Foulkrod
Manager
Audio/Visual &
Scoreboard



Leroy Fountain
Fan Experience
Coordinator



Kenya Freeman
Facility Services
Event Staff



Taylor French
Senior Production
Coordinator



Sarah Gibson
Sr. Director of Suite
Activation &
Development



Terri Glenn
Manager
Administrative
Services



Steven Goldfried
Manager
Digital Content Strategy



Ricky Gomez
Community Relations
Coordinator



Zachary Hall
Ticket Sales
Account Executive



Kris Handoyo
Digital Communications
Coordinator

Rockets Business Team



Christine Hao
Corporate Partner
Activation Specialist
China



Kristen Harper
Director
Human Resources



Jennifer Harris
CRM Manager



Ragnar Hartzheim
Ticket Services
Executive



Cody Haynes
Director
Ticket Sales



Marcellus Henderson
Lead Carpenter



Tracey Hughes
Sr. Director Media &
Player Relations



Alexa Hughes
Ticket Services
Executive



Kara Infante
Director
Retail Operations



Danny Jackson
Telecommunications
Supervisor



Sonia Jethva
Human Resources
Generalist



Byron Johnson
Manager
Security



Stephen Jones
Ticket Services
Executive



Zanetta Jones
Ticket Operations
Representative



Sarah Joseph
Director
Community Relations



Hiren Joshi
Sr. Digital Marketing
Coordinator



Micah Kamla
Manager
Digital Developer &
Design



Dawn Keen
Senior Director
Corporate Partner
Services



Selena Lake
IT Systems
Coordinator



Jessie Lantz
Event Services
Coordinator



Zach Lee
Video Editor



Kelly Lemond
Building Operator



Winston Lin
Director
Strategy & Analytics



Elizabeth Lloyd
Group Sales
Account Executive



Jose Lopez
Creative Director

Rockets Business Team



Jemina MacHarry
Suite Sales
Consultant



Lewis Madsen
Manager
Accounting



Leticia Magana
Executive Assistant to
Owner & CEO



Eric Marglous
Senior Director
Ticket Operations



Chrystal Martin
Ticket Operations
Representative



Eric Martin
Event Sales
Executive



Sean McCloskey
Manager
Media Relations



Cyrus Mitchell
Assistant Manager
Facility Services



Noelia Montero
Employment
Coordinator



Michael Moore
Administrative
Services Coordinator



Brandon Moss
Manager
Ticket Services



Billy Mouchan
IT Systems
Coordinator



Jacqueline Muckelroy
AP Coordinator



Mike Muse
Facility Services
Supervisor



Cortez Nichols
Manager
Suite Sales



Daniel O'Malley
Building Electrician



Sonia Ortiz
Staff Accountant



Sebastian Park
Director of E-Sports
Development



Jaime Pena
Manager
Guest Services



Andrea Palacios
Arena Group
Sales Coordinator



Lauren Plotkin
Manager
Partnership
Activation



Edgar Portillo
Assistant Director,
Engineer



Brandon Preece
Business Development
Associate



Paul Purczynsky
Building Operator



Zainab Rahim
Staff Accountant

Rockets Business Team



Brittney Randolph
Suite Sales
Consultant



Vanessa Ramos
Facility Services
Administrative Asst.



Kim Rogers
Graphic Designer



Sunshine Rogers
Director
Strategic Development
China



Jesse Salazar
Manager
Season Ticket Sales



Bryant Savage
Senior Director
Security & Guest
Services



Chris Saxton
Premium Sales
Executive



Mike Schnieders
Director
Events & Marketing



Hunter Segesta
Event Marketing
Coordinator & Digital
Specialist



Carlos Sepulveda
Director
Facility Services



Avani Sharma
Manager
Partnership Activation



Zach Shelton
Corporate Sales
Design Coordinator



Andrew Sidney
Manager
Group Sales &
Inside Sales



Sarah Silva
Special Events
Coordinator



Taryn Smith
Manager
Partnership
Activation



Nicolas Somoano
Controller



Maranda Stephens
Payroll Coordinator



Paul Suarez
Director Digital
Marketing



Doug Swan
Director
Scoreboard Operations



Mathew Tape
Director
Production



Chrislord Templonuevo
Senior Events
Coordinator



Andre Thomas
Suite Sales Consultant



Hillary Thomas
Director
Event Operations



Rebecca Traylor
Senior Manager
Event Services



S.J. Tucker
Season Ticket Sales
Account Executive

Rockets Business Team



Will Tullos
Graphic Designer



Shakira Wardally
Manager
Player Relations




Calvin Washington
Manager
Ticket Operations



DJ Washington
Facility Services
Shipping & Receiving



Meghann Washington
Box Office
Assistant Supervisor



Chris Walker
Senior Audio/Visual
Coordinator



Paul Woo
Producer



O'Shea Woodhouse
Marketing Operations
Coordinator



Okpara Young
Director IT &
Telecommunications



Shelita Young
Ticket Services
Executive



Jessica Zakem
Ticket Services
Executive



Devin Zaring
Building Operator



Jenny Zehentner
Senior Coordinator
Media Relations



Geno Zicarelli
Director
Corporate Sales

Rockets Broadcast Team



Bill Worrell
Rockets Television
Play-by-Play



Matt Bullard
Rockets Television
Analyst



Clyde Drexler
Rockets Television
Analyst



Craig Ackerman
Rockets Radio &
Television
Play-by-Play



Matt Thomas
Rockets Radio Play-by-
Play & Public Address
Announcer



Adrian Chavarria
Rockets Spanish Radio
Play-by-Play

Rockets Business Team

Mission Statement

We are One Team committed to creating championship-caliber experiences for our fans, our partners and our employees both on the court and throughout the Houston community.

One Team All-Star

One Team All-Stars are those team members that have been recognized for consistently delivering excellence in job performance. These team members repeatedly reinforce the core behaviors of the organization: Passion, Accountability, Customer Focus and Teamwork.



2005-06

Joe Abercrombie
Sandra Banks
Dominic Davila
Clay Allen
Greg Poole
Mike Schnieders

2006-07

Juan Castillo
José Lopez
Eric Marglous
Eloise Gamez
Anthony Lopez
Bryant Savage

2007-08

Carlos Sepulveda
Bob Schranz
Hillary Thomas
Calvin Washington
Hai Duong
Eddie Romero
Barbara Arnold

2008-09

Paul Suarez
Scott Foulkrod
Chrystal Martin
Shelita Young
April Josey
Jimmy Coatsworth
Roderick Collins
Joel Poff

2009-10

Jim Adessa
Clarence Kirby
Laura Ortiz
Jessica Spangle
Cara Tamburello
Chrislord Templeonuevo

2010-11

Dawn Keen
Xiomara Urias Pena
Rob Zuer
Geraldine Chell
Michael Drummond
Nicolas Somoano
Heather Radow
Terra'nce Daniels

2011-12

Elizabeth Lloyd
Theresa Dibrell
Tommie Tillman
Rachel Gottschalk
Lindsay Riley
Tracey Hughes
Jason Friedman

2012-13

Vanessa Dominguez Grimaldi
Kelsey Smith
Joelle Hardin
Lisa Gudino
Chad Shanks
Winston Lin
Laura Bosche

2013-14

Joel Poff
Cyrus Mitchell
Matt Tape
Donnia Thompson

2014-15

Natalie Alvarado
Jayllan Barnes
Sarah Schanzer
Rebecca Traylor

2015-16

Leilani Costa
Shannon Fischer
Zanetta Jones
Billy Mounchan

2016-17

Andre Barron
Andre Coleman
Courtney Hager
Ed Hurtado
Will Tullos
Devin Zaring



Clutch "The Rockets Bear"

Now in his 23rd season as the Rockets mascot, Clutch the Bear has become one of the most celebrated mascots in sports.

Clutch is HOUSTON'S #1 FAN and can be seen cheering on his team at all Rockets home games and at numerous community events throughout the city of Houston. Whether he is creating impromptu comedy, throwing a cake in an opposing team fan's face, shooting silly string, signing autographs, dancing with the Power Dancers, doing out hugs, or performing on-court skits, Clutch is always a fan favorite. When Clutch isn't entertaining fans at Toyota Center, he is visiting fans all over Houston and around the world, having performed across the U.S. and internationally in twelve countries. Clutch was named the first-ever NBA Mascot of the Year in 2005 and took the award home again in 2013. He was inducted into the Mascot Hall of Fame in 2006.

Rockets Power Dancers

The Rockets Power Dancers have long been fan favorites at Rockets games and in the Greater Houston area for their tremendous energy, hard-hitting routines and love for the game. This world-class group of dancers has inspired Rockets fans in rooting for the home team since the 1994-95 season. The team comprised of business professionals and students perform at all home games and at numerous community, corporate and private events. The dancers join with the Rockets players, coaches and business team to help make a difference in the lives of children in the local community. In addition to the time they spend with fans at local events, in recent years, the dancers have been proud to represent the Rockets at the NBA All-Star Games, as well as at international events throughout mainland China, Hong Kong, the Philippines, Taiwan, Bosnia, Kosovo, the United Kingdom and Argentina. These versatile ladies have been featured on SportsCenter, CNN, Fox and FSN, as well as in Sports Illustrated, Maxim and Complex magazines. The Rockets Power Dancers are led by Entertainment Director Natalie Alvarado. This former seven-year member of RPD also toured the nation as a music performer with Universal Records. Her self-titled debut album "Natalie" premiered at No. 16 on the Billboard Top-200 Charts.



Front Row (L-R): Sierra, Tasia, Nicole B., Stephanie
Middle Row (L-R): Nicole Z., Jasmine, Jackie G., Jacqueline
Back Row (Standing, L-R): Courtney, Julie H., Jackie B., Julie He., Kekoa

Rockets Launch Crew

The Rockets Launch Crew took off in 2004-05 and hasn't looked back. This group of talented tumblers, break dancers, and cheer stunts are the best in the business. You can see them performing explosive routines, throwing t-shirts to fans and helping with on-court contests, all while bringing their special brand of spirit. The Launch Crew team members show their skills at home games, performing during timeouts and energizing the crowd at key moments in the game. They also make numerous community and corporate appearances throughout the year. Launch Crew is often invited to represent the Rockets at the NBA All-Star Games. The crew has also represented Rockets Entertainment at the 2013-2014 Global Games in the Philippines and Taiwan. In 2013, the Launch Crew was named, "The Best Entertainment Team in Sports" by Gameops.com.

Rockets Little Dippers

The Little Dippers are the cutest addition to Rockets game entertainment. This coed squad of talented kids, ages 7-12, debuted in 2006-07 and was an immediate hit. The group of all-star kids from all over Houston perform hip-hop and novelty dance routines at weekend and special games throughout the year. Their energetic performances include tumbling, stunting and break dancing which always bring the crowd to its feet. The Little Dippers love to participate in the Rockets game experience and also perform at community events.

Rockets Space City Seniors

The Space City Seniors are another great performance group for the Rockets. Consisting of several "young at heart" retirees, these seniors wow Toyota Center crowds on a regular basis with their current and old-school hip hop moves. Their high energy and enthusiasm for dance and the Rockets are unmatched in the NBA.

Sonic Boom Drumline

The Sonic Boom Drumline is the newest and loudest Entertainment Group of the Houston Rockets. It is comprised of snare, bass, tenor drums and cymbals. The Sonic Boom Drumline can be heard performing within the arena during pregame, halftime & postgame, and their on-court performances are loud and entertaining. Whether it's standing alone as a unit or providing an explosive beat for the other Entertainment Groups, they never fail to bring the boom.

Anti-Gravity

The Rockets Dunk Team, Anti-Gravity, was introduced to Rockets entertainment in 2010. This powerful and explosive group of trampoline dunkers consists of gymnasts and performers who perform during quarter breaks at selective home games. They bring the energy and never cease to amaze the fans of Toyota Center with their one-of-a-kind acrobatic dunks. Many of the Anti-Gravity members travel from city to city as professional dunkers, and even circus entertainers, who have appeared on the infamous TV show, America's Got Talent. Anti-Gravity performs at community and corporate events throughout the season.



Clutch City Foundation

Established by former Rockets Owner Leslie Alexander in 1995, the Clutch City Foundation provides hope, help and inspiration for those who might otherwise be forgotten. The Clutch City Foundation serves as the umbrella organization for all Rockets community initiatives. Through the foundation, Rockets players, coaches and staff participate in a myriad of programs for those who are in need; especially children. Since its inception, the Clutch Foundation has raised over \$15 million for those in need here in Houston and throughout the world.



Rockets Give Back Program

Houston Rockets and Toyota Center employees take part in the Rockets Give Back Program by volunteering with our community partners. Last season, over 1,000 volunteer hours were spent serving homeless families, assisting in food pantries, delivering meals to children, playing basketball and video games with youth, and helping out in animal shelters – just to name a few projects.

United Way of Greater Houston

The Rockets are committed to working with the United Way of Greater Houston in its efforts to provide a safety net for thousands of Houstonians who depend on

social agencies for support. Over the past 12 years, owner Leslie Alexander and Rockets employees have contributed more than \$1 million dollars to the United Way Annual Campaign. In addition, the organization participates in the annual Impact Day projects—a city-wide, two-day service initiative dedicated to helping non-profit organizations facilities, including painting, landscaping, construction and other projects.

Hoops for Troops

Each season, Rockets players, legends and members of the military host a joint community service project that benefits a local non-profit. The annual initiative, is a part of Hoops for Troops, a partnership between the NBA and the Department of Defense where teams work alongside military personnel on projects that improve their community.

Rockets Launch Week – Fan Fest for Food & Food for Families Drive

For the past five seasons, the Rockets have hosted "Food for Families" Food Drive in support of families who need support. Held in October as part of "Rockets Launch Week" activities, Rockets and Toyota Center employees, school partners and fans donate more than 50,000 non-perishable goods to Casa de Esperanza and Target Hunger to replenish their food pantries. Last season thousands of fans took part in the first ever Houston Rockets Fan Fest For Food, a family festival featuring Rockets players and legends, inflatable games, music, food, basketball contests and entertainer performances.

A Season of Giving

During the holiday season, Rockets players, coaches and staff host a series of events for members of the community who are less fortunate. Each year, hundreds of children and their families are the recipients of private parties, gifts and surprise visits by players.

Houston Rockets Player Ticket Program

Charity begins at home for Rockets players, so each year many purchase blocks of season tickets to be donated to underserved children and their families. Non-profit or community groups that serve underprivileged youth and families, please visit the online community section at www.rockets.com and complete the application, or send a written request on your organization's letterhead to: Houston Rockets, Community Relations, 1510 Polk St., Houston, TX 77002 or by fax to (713) 758-7358.



Heroes Program Presented by Bowen, Miclette & Britt and Burns & McDonnell

During the season, the Rockets recognize men and women who commit their lives to serving others. The Heroes Program honors members of the armed forces, police and fire departments, and people from all walks of life who contribute to make Houston a world-class city. Honorees and their guests are hosted in the Heroes Suite during the game and are recognized on-court for their contributions.

Grassroots Basketball

Rockets grassroots basketball programs provide opportunities and resources for youth to remain active and physically fit by participating in basketball related activities. From camps, to clinics, to leagues, hundreds of children each year enroll in Rockets year-round grassroots basketball programs.

Boys & Girls Clubs Best Shot Program Presented by Toyota

The Rockets and Toyota are proud to encourage youth to always give their very best effort. Through the Best Shot Program, more than 1400 students participate in a 10-week basketball league, which also includes academic tutoring, cultural awareness workshops and drug prevention courses.



Be Fit Challenge with Memorial Hermann

The Rockets and Memorial Hermann reward children who make nutritious eating and regular exercise a daily habit, as well as encourage parents to become involved in their children's healthy lifestyles. The Be Fit Challenge is implemented in Houston schools and provides children with nutritional and activity tips. It also includes a Be Fit game where students can win Rockets prizes. Additionally, one school is rewarded with an exciting Be Fit Rally, starring Rockets entertainment and Memorial Hermann fitness and nutrition experts.

Grassroots Education

The Rockets are committed to partnering with local school districts and education experts in an effort to help improve student academic performance. Therefore, the Rockets implement educational programs in collaboration with school administrators and educators that are designed around existing school curriculum.

Rockets Read Nation Presented by Whataburger

The Rockets and Whataburger are proud to present the Read Nation program to elementary students throughout Greater Houston. The program is designed to promote the value and fun of reading. Participating students are rewarded with prizes and have the opportunity to host reading time outs at their school.

Green Initiatives

Toyota Center and the Houston Rockets are leaders in the Houston community on environmental best practices and aim to drive community activation on environmentally responsible behavior changes. In 2010, Toyota Center became the first professional sports facility in Texas to receive a LEED Certification, earning LEED Silver for existing buildings: Operations and Maintenance. Environmentally friendly practices include the following: recycling paper, cardboard, plastic and aluminum from employee/office spaces, as well as patrons attending events; toilet paper, soap and hand towels throughout the building are EPA and Green Seal certified; efficient hand towel and soap dispensers; motion light sensors in offices make Toyota Center more energy efficient; Controlled Building Automation System; Integrated Pest Management; compact fluorescent lighting throughout the venue; and food containers at concession stands are biodegradable.

Team "green" events have included tree plantings, litter control participation and clean ups in the community. The team also host an annual recycling event for electronics (i.e. televisions, computers and components), as well as an annual "Environmental Awareness" Game in which a "green" item is distributed to patrons and eco-friendly organizations educate patrons on "going green."

Green programs include PSAs at each home game promoting environmental best practice factoids, working with an energy provider to increase renewable credits of energy procurement, paperless ticketing via Flash Seats at all events to Toyota Center, and the "Green Team of the Game," where local youth groups help collect recyclable items during a home game and are recognized as the "Green Team of the Game" presented by Republic Services.

NBA Cares

NBA Cares is the league's global social responsibility program that builds on the NBA's mission of addressing important social issues. NBA Cares programs and participants have provided more than 4.1 million hours of hands-on service and created more than 1,115 places where kids and families can live, learn or play in communities around the world. The NBA also engages more than 18 million youth annually, inspiring play and teaching the values of the game. NBA Cares works with internationally recognized youth-serving programs that support education, youth and family development, and health-related causes, including: Thurgood Marshall College Fund, Special Olympics, YMCA of the USA, Boys & Girls Clubs of America, UNICEF, the Make-A-Wish Foundation, Share Our Strength and GLSEN.



Toyota Center

Toyota Center

Located in the heart of Downtown Houston, Toyota Center is the premier sports and entertainment venue in the nation's fourth-largest market. Since opening its doors in 2003, Toyota Center has been home to the Houston Rockets and host to some of the world's most well-known national and international touring artists, as well as the 2006 & 2013 NBA All-Star Games and the 2008 Latin Grammys. This state-of-the-art facility accommodates up to 18,000 guests with flexible seating configurations and proudly boasts the largest indoor center-hung scoreboard in the United States. Regardless if your event calls for arena accommodations or use of one of our many banquet spaces, lounges and restaurant, within our 60,000 square feet of space, we are dedicated to ensuring you receive a first-class experience.

Facts & Figures

Arena Sellout for Basketball	18,055
Suites (112 total).....	80 Traditional, 31 Theatre, 14 Courtside, 4 Platinum Lounge 3 Woodforest Club, 2 Reserve Loft and 1 Penthouse
Box Office Hours	Mon.-Fri. 9 a.m.-6 p.m., Sat. 10 a.m.-3 p.m. (in season), Sun. Closed (open at 12pm, event days only)
Team Shop Hours	Open for all home games and Tues. & Wed. 11 a.m.-5 p.m.
First Regular Season Game	Oct. 30, 2003

History

Harris County voters approved a referendum to build a new arena in Nov. 2000. Groundbreaking for the arena took place on July 31, 2001. Houston's state-of-the-art, multi-purpose facility opened in Oct. 2003.

Parking

Toyota Center has daily access to the adjacent Toyota Tundra parking garage, which features up to 2,500 parking spaces. Also surrounding Toyota Center are over 10,000 parking spaces within just a few blocks.

Levy Restaurants

Toyota Center is proud to partner with Levy Restaurants Sports & Entertainment Group. Hold on for a culinary adventure as Levy Restaurants takes your taste buds on a delicious ride. Guests can savor specialties from a restaurant-style menu featuring contemporary cuisine and dishes from Levy's patented 1,000-degree, wood-burning oven. No matter where your seat is for a game, reservations are available by calling 713.758.7534 or on Open Table. For those of you looking for the authentic experience, game-night favorites such as hot dogs and popcorn are always available.

Booking

Toyota Center is the perfect place to host your next meeting or event for 10 to 18,000 people. The arena is conveniently located with access to all of Houston's major highways and is adjacent to Discovery Green, George R. Brown Convention Center, downtown hotels as well as shops and restaurants. With all of its luxurious spaces available to rent, Toyota Center can make any event or meeting a truly unique experience. To book your next event, e-mail eventbooking@rocketball.com or call (713) 758-7758. Visit www.houstontoyotacenter.com/events/book-an-event for more information.



1994 NBA CHAMPIONS



1994 NBA Finals Rockets vs. Knicks (Houston wins 4-3)

Player	G-GS	MIN	FIELD GOALS		3-POINT			REBOUNDS			PF-DQ	S	TO	B	TP	Avg.		
			FG-A	Pct.	FG-A	Pct.	FT-FTA	Pct.	Off	Def							Total	
Olajuwon	7-7	302	75-150	.500	1-1	1.000	37-43	.860	13	51	64	25	26-0	11	25	27	155	26.9
Maxwell	7-7	284	35-96	.365	9-40	.225	15-22	.682	3	20	23	20	12-0	4	21	0	94	13.4
Horry	7-7	285	24-74	.324	11-36	.306	13-21	.619	13	30	43	26	24-0	9	10	4	72	10.3
Cassell	7-0	155	19-45	.422	7-16	.438	25-27	.926	6	16	22	20	22-0	9	15	2	70	10.0
Thorpe	7-7	277	27-52	.519	0-0	---	11-22	.500	23	56	79	23	23-0	6	8	0	85	9.3
Herrera	7-0	121	22-38	.579	0-0	---	4-5	.750	8	17	25	3	20-3	3	6	1	50	7.1
Smith	7-7	176	14-36	.389	5-14	.357	8-9	1.000	2	8	10	22	8-0	5	14	0	39	5.6
Bullard	2-0	27	2-10	.200	2-7	.286	2-4	.500	2	4	6	0	3-0	1	0	1	8	4.0
Ellie	7-0	79	5-20	.250	2-5	.400	5-6	.833	3	4	7	7	7-0	2	5	1	17	2.4
Cureton	1-0	2	0-0	---	0-0	---	0-0	---	0	0	0	0	0-0	0	0	0	0	0.0
Jent	3-0	7	0-2	.000	0-2	.000	0-0	---	0	1	1	0	3-0	0	1	0	0	0.0
ROCKETS	7	1680	223-523	.426	37-121	.306	120-159	.755	73	207	280	146	149-1	50	118	36	603	86.1
NEW YORK	7	1680	232-570	.407	36-105	.343	108-148	.730	105	198	301	152	160-2	57	92	43	608	86.9



1995 NBA CHAMPIONS



1995 NBA Finals

Rockets vs. Magic (Houston wins 4-0)

Player	G-GS	MIN	FIELD GOALS		3-POINT		FT-FTA	Pct.	REBOUNDS			A	PF-DQ	S	T	B	TP	Avg.
			FG-A	Pct.	FG-A	Pct.			Off	Def	Tot							
Olajuwon	4-4	179	58-116	.493	1-11	.090	18-26	.692	11	35	46	22	18-0	8	11	8	131	32.8
Drexler	4-4	162	27-60	.450	2-13	.154	30-38	.789	13	25	38	27	14-0	4	6	1	86	21.5
Horry	4-4	187	23-53	.434	11-29	.379	14-21	.667	9	31	40	15	9-0	12	5	9	71	17.8
Elie	4-4	161	24-37	.649	8-14	.571	9-10	.900	4	13	17	13	9-0	8	7	0	85	16.3
Cassell	4-0	93	15-35	.429	7-15	.467	20-24	.833	1	6	7	12	9-0	7	6	0	57	14.3
Smith	4-4	105	11-29	.379	8-19	.421	0-0	0-0	2	5	7	16	7-0	1	2	0	39	7.5
Brown	4-0	38	5-11	.455	0-1	.000	2-2	1.000	3	8	11	0	2-0	0	1	2	12	3.0
Jones	4-0	57	1-2	.500	0-0	0-0	2-2	1.000	1	6	7	0	15-0	0	1	0	4	1.0
Chilcutt	3-0	3	0-0	0-0	0-0	0-0	0-0	0-0	0	0	0	0	0-0	0	0	0	0	0.0
ROCKETS	4	985	162-343	.472	37-92	.402	95-123	.772	44	129	173	105	83-0	40	41	20	458	114.0
ORLANDO	4	985	163-350	.466	41-118	.347	61-89	.685	48	136	184	110	97-0	21	65	20	428	107.0





UNDEFEATED IN SPORTS MEDICINE

Sports injuries have met their match.

Whether you're facing a sports injury or just want to up your game, our Memorial Hermann IRONMAN Sports Medicine Institute can help. Affiliated physicians from McGovern Medical School at UTHealth and our team of experienced therapists and sports performance specialists work together to speed recovery and improve performance. It's a winning combination – and one only found at Memorial Hermann.

Learn more at
ironman.memorialhermann.org

OFFICIAL HEALTHCARE PROVIDER



TEXAS MEDICAL CENTER | MEMORIAL CITY
THE WOODLANDS | SUGAR LAND

IRONMAN[®]
Sports Medicine Institute

MEMORIAL[®]
HERMANN

ADVANCING HEALTH



Rockets Season Statistics/Transactions

PLAYER	G-GS	MIN	FG-FGA	PCT	3FG-FGA	PCT	FT-FTA	PCT	OFF	DEF	TOT	AST	PF-DQ	STL	TO	BLK	PTS	AVG
Harden	81-81	2947	674-1533	.440	262-756	.347	746-881	.847	95	564	659	907	215-0	121	464	38	2356	29.1
L. Williams (TOT)	81-1	1993	428-998	.429	163-446	.365	402-457	.880	26	176	202	239	92-0	80	160	20	1421	17.5
L. Williams (HOU)	23-0	591	102-264	.386	41-129	.318	98-113	.867	12	58	70	56	25-0	15	40	9	343	14.9
Gordon	75-15	2323	412-1016	.406	246-661	.372	147-175	.840	29	172	201	188	150-0	48	121	41	1217	16.2
Anderson	72-72	2116	323-773	.418	204-506	.403	129-150	.860	112	218	330	68	142-0	31	55	14	979	13.6
Capela	65-59	1551	362-563	.643	0-0	---	94-177	.531	178	348	526	63	179-1	34	87	79	818	12.6
Ariza	80-50	2773	326-798	.409	191-555	.344	93-126	.738	54	404	458	175	133-0	147	73	20	936	11.7
Beverley	67-67	2058	228-543	.420	110-288	.382	73-95	.768	95	298	393	281	222-3	99	100	25	639	9.5
Nene	67-8	1198	245-397	.617	3-9	.333	116-197	.589	95	187	282	65	163-0	56	73	39	609	9.1
Harrell	58-14	1064	225-345	.652	1-7	.143	76-121	.628	81	138	219	64	126-1	20	44	42	527	9.1
Dekker	77-2	1419	203-429	.473	60-187	.321	38-68	.559	94	190	284	76	83-0	38	41	21	504	6.5
T. Williams (TOT)	30-16	557	73-167	.437	18-62	.290	21-32	.656	15	54	69	25	60-0	27	32	10	185	6.2
T. Williams (HOU)	6-3	139	22-44	.500	8-21	.381	6-7	.857	9	15	24	6	18-0	3	6	1	58	9.7
Brewer	58-8	923	94-227	.414	22-94	.234	32-44	.727	21	93	114	61	104-0	37	36	12	242	4.2
Onuaku	5-1	52	5-7	.714	0-0	---	4-4	1.000	2	8	10	3	6-0	3	4	1	14	2.8
McDaniels	29-0	212	31-68	.456	9-27	.333	9-10	.900	6	24	30	4	24-0	7	10	8	80	2.8
Brown	25-0	123	23-60	.383	14-35	.400	2-2	1.000	0	6	6	14	5-0	1	5	0	62	2.5
Ennis	31-0	196	25-64	.391	6-16	.375	2-3	.667	4	15	19	34	29-0	6	24	0	58	1.9
Wiltjer	14-0	44	4-14	.286	4-13	.308	1-2	.500	4	6	10	2	4-0	3	5	1	13	0.9
Taylor	4-0	52	1-7	.143	0-2	.000	1-2	.500	1	2	3	3	6-0	1	0	1	3	0.8
ROCKETS	82	19780	3305-7152	.462	1181-3306	.357	1667-2177	.766	892	2746	3638	2070	1634-5	670	1240	352	9458	115.3
OPPONENTS	82	19870	3375-7286	.463	820-2389	.343	1415-1819	.778	878	2735	3613	1979	1674-11	697	1235	409	8985	109.6

PLAYER	SINGLE-GAME HIGHS							AVERAGE PER GAME							CAREER HIGHS (C=SET, T=TIED THIS SEASON)													
	MIN	REB	A	S	TO	BLK	PTS	MIN	REB	AST	STL	TO	BLK	PTS	FG	FGA	FT	FTA	REB	AST	PTS	FG	FGA	FT	FTA	REB	AST	PTS
Harden	46	16	17	5	12	3	53	36.4	8.1	11.2	1.49	5.7	0.47	29.1	16T	33C	22	25	17	17C	53C	16T	33C	22	25	17	17C	53C
L. Williams (TOT)	35	7	8	4	6	2	40	24.6	2.5	3.0	0.99	2.0	0.25	17.5	13C	27C	16	19	10	12	44	13C	27C	16	19	10	12	44
L. Williams (HOU)	34	7	7	3	4	2	31	25.7	3.0	2.4	0.65	1.7	0.39	14.9														
Gordon	40	7	8	2	6	3	31	31.0	2.7	2.5	0.64	1.6	0.55	16.2	14	26	16	20	8	11	41	14	26	16	20	8	11	41
Anderson	45	12	4	3	3	2	29	29.4	4.6	0.9	0.43	0.8	0.19	13.6	13	25	13	13	20	5	36	13	25	13	13	20	5	36
Capela	35	14	5	3	4	5	24	23.9	8.1	1.0	0.52	1.3	1.22	12.6	11C	19C	8C	10T	17	5C	24C	11C	19C	8C	10T	17	5C	24C
Ariza	44	11	7	6	4	2	27	34.7	5.7	2.2	1.84	0.9	0.25	11.7	14	23	10	12	15	11	40	14	23	10	12	15	11	40
Beverley	43	13	12	4	5	3	26	30.7	5.9	4.2	1.48	1.5	0.37	9.5	11C	19C	7	8	13C	12T	26C	11C	19C	7	8	13C	12T	26C
Nene	27	9	4	3	5	2	21	17.9	4.2	1.0	0.84	1.1	0.58	9.1	13	22	12	15	17	9	30	13	22	12	15	17	9	30
Harrell	34	13	4	2	4	5	29	18.3	3.8	1.1	0.34	0.8	0.72	9.1	12C	14C	9C	11C	13C	4C	29C	12C	14C	9C	11C	13C	4C	29C
Dekker	35	11	4	3	4	2	30	18.4	3.7	1.0	0.49	0.5	0.27	6.5	12C	19C	4C	6C	11C	4C	30C	12C	19C	4C	6C	11C	4C	30C
T. Williams (TOT)	39	9	3	3	3	2	21	18.6	2.3	0.8	0.90	1.1	0.33	6.2	7C	16C	6C	7C	9C	3C	21C	7C	16C	6C	7C	9C	3C	21C
T. Williams (HOU)	39	9	3	1	3	1	21	23.1	4.0	1.0	0.50	1.0	0.17	9.7														
Brewer	29	5	4	3	3	1	15	15.9	2.0	1.1	0.64	0.6	0.21	4.2	19	30	11	15	18	9	51	19	30	11	15	18	9	51
Onuaku	21	6	1	1	2	1	6	10.3	2.0	0.6	0.60	0.8	0.20	2.8	2C	2C	2C	2C	6C	1C	6C	2C	2C	2C	2C	6C	1C	6C
McDaniels	22	3	1	2	3	4	13	7.3	1.0	0.1	0.24	0.3	0.28	2.8	8	17	6	8	13	5	21	8	17	6	8	13	5	21
Brown	32	1	9	1	1	0	16	4.9	0.2	0.6	0.04	0.2	0.00	2.5	8	15T	4	6	4	9C	21	8	15T	4	6	4	9C	21
Ennis	18	3	4	2	4	0	9	6.3	0.6	1.1	0.19	0.8	0.00	1.9	8	15	3	4	6	12	20	8	15	3	4	6	12	20
Wiltjer	6	2	1	2	1	1	7	3.1	0.7	0.1	0.21	0.4	0.07	0.9	2C	3C	1C	2C	2C	1C	7C	2C	3C	1C	2C	2C	1C	7C
Taylor	24	1	3	1	0	1	3	13.0	0.8	0.8	0.25	0.0	0.25	0.8	1C	3C	1C	2C	1C	3C	3C	1C	3C	1C	2C	1C	3C	3C
ROCKETS	290	62	40	20	28	12	142	24.12	44.4	25.2	8.17	15.1	4.29	115.3	67	138	47	65	89	50	156	67	138	47	65	89	50	156
OPPONENTS	290	61	37	17	28	14	130	24.12	44.1	24.1	8.50	15.1	4.99	109.6	67	131	46	62	82	47	165	67	131	46	62	82	47	165

Season Transactions

6/1: Named Mike D'Antoni head coach... **6/23:** Selected Chinanu Onuaku (37th overall) and Zhou Qi (43rd overall) in the 2016 NBA Draft... **7/9:** Waived Andrew Goudelock... Signed free agents Ryan Anderson and Eric Gordon... Signed James Harden to four-year contract extension... **7/20:** Signed free agent Nene... Signed rookie Chinanu Onuaku... **7/29:** Signed free agent Pablo Prigioni... **9/22:** Acquired Tyler Ennis via trade from Milwaukee in exchange for Michael Beasley... **9/23:** Signed free agents Bobby Brown, Gary Payton II, Isaiah Taylor and Kyle Wiltjer... **9/30:** Signed free agent P.J. Hairston... **10/16:** Waived Isaiah Taylor... **10/22:** Signed Le'Bryan Nash... **10/24:** Waived P.J. Hairston, Le'Bryan Nash, Gary Payton II and Pablo Prigioni... **10/31:** Assigned Chinanu Onuaku... **11/13:** Assigned Kyle Wiltjer... **11/21:** Recalled Onuaku and Wiltjer... **11/25:** Assigned Onuaku... **12/3:** Assigned Wiltjer... **12/4:** Recalled Wiltjer... **12/5:** Matched Brooklyn's offer sheet for restricted free agent Donatas Motiejunas... Waived Bobby Brown... **12/6:** Assigned Wiltjer... **12/9:** Withdrew offer sheet for restricted free agent Donatas Motiejunas... **12/14:** Recalled Wiltjer... **12/15:** Renounced rights to restricted free agent Donatas Motiejunas... **12/16:** Signed free agent Bobby Brown... Recalled Onuaku... **12/27:** Assigned Onuaku... **1/5:** Recalled Onuaku... **1/8:** Assigned Wiltjer... **1/13:** Recalled Wiltjer... **1/14:** Assigned Onuaku... **1/31:** Assigned Wiltjer... **2/15:** Recalled Onuaku and Wiltjer... **2/21:** Assigned Onuaku and Wiltjer... **2/23:** Acquired Lou Williams from the L.A. Lakers in exchange for Corey Brewer and a first round pick... traded K.J. McDaniels to Brooklyn for cash considerations... traded Tyler Ennis and the rights to Brad Newley to the Lakers in exchange for Marcelo Huertas... **2/25:** Waived Marcelo Huertas... **2/27:** Signed Isaiah Taylor and assigned him to the D-League... **3/9:** Recalled Wiltjer... **3/10:** Signed Troy Williams to a 10-day contract and assigned him to the D-League... **3/20:** Signed Troy Williams for remainder of season... **3/26:** Recalled Onuaku, Taylor and Williams... **3/29:** Assigned Taylor and Williams... **4/1:** Assigned Onuaku... **4/2:** Recalled Taylor and Williams... **4/6:** Assigned Taylor and Wiltjer... **4/7:** Recalled Onuaku, Taylor and Wiltjer... **4/8:** Assigned Onuaku, Taylor and Wiltjer... **4/9:** Recalled Onuaku and Taylor... **4/10:** Recalled Wiltjer and later re-assigned him... **4/11:** Recalled Wiltjer... **4/13:** Assigned Onuaku, Taylor and Wiltjer... **4/14:** Recalled Onuaku, Taylor and Wiltjer... **4/16:** Assigned Onuaku, Taylor and Wiltjer... **4/27:** Recalled Taylor and assigned Williams... **4/28:** Recalled Onuaku, Williams and Wiltjer.

Game-by-Game Results

Date	Opponent	Result	Home	Road	Total	High Scoring	High Rebounds	High Assists	Opponent Scoring	Atten.
Oct 26	@ L.A. Lakers	L 114-120	0-0	0-1	0-1	Harden-34	Capela-9	Harden-17	Clarkson-25	18,997
Oct 28	@ Dallas	W 106-98	0-0	1-1	1-1	Ariza-27	Capela-9	Harden-8	Barnes-31	20,163
Oct 30	DALLAS	W 93-92	1-0	1-1	2-1	Harden-28	Anderson-12	Harden-8	Matthews-25	18,055
Nov 1	@ Cleveland	L 120-128	1-0	1-2	2-2	Harden-41	Harden-7	Harden-15	Ivings-32	20,562
Nov 2	@ New York	W 118-99	1-0	2-2	3-2	Harden-30	Harrell-10	Harden-15	Anthony-21	19,812
Nov 5	@ Atlanta	L 97-112	1-0	2-3	3-3	Harden-30	Capela-10	Harden-11	Millisap-23	16,895
Nov 7	@ Washington	W 114-106	1-0	3-3	4-3	Harden-32	Anderson-7	Harden-15	Wall-21	13,173
Nov 9	@ San Antonio	W 101-99	1-0	4-3	5-3	Harden-24	Harden-12	Harden-15	Leonard-34	18,418
Nov 12	SAN ANTONIO	L 100-106	1-1	4-3	5-4	Gordon-27	Harden-11	Harden-13	Leonard-20	18,055
Nov 14	PHILADELPHIA	W 115-88	2-1	4-3	6-4	Harden-33	Capela-13	Harden-9	Ilyasova/Embiid-13	13,183
Nov 16	@ Oklahoma City	L 103-105	2-1	4-4	6-5	Anderson-14	Capela-14	Harden-13	Westbrook-30	18,203
Nov 17	PORTLAND	W 126-109	3-1	4-4	7-5	Harden-26	Harden-12	Harden-14	McCollum-26	15,550
Nov 19	UTAH	W 111-102	4-1	4-4	8-5	Harden-31	Capela-8	Harden-10	Hood-25	14,760
Nov 21	@ Detroit	W 99-96	4-1	5-4	9-5	Harden-28	Capela-12	Harden-11	Caldwell-Pope-26	13,632
Nov 23	TORONTO	L 102-115	4-2	5-4	9-6	Harden-29	Beverley-10	Harden-15	DeRozan-24	18,055
Nov 25	@ Sacramento	W 117-104	4-2	6-4	10-6	Harden-23	Ariza/Capela-10	Harden-10	Cousins-32	17,608
Nov 27	@ Portland	W 130-114	4-2	7-4	11-6	Harden-38	Capela-9	Harden-10	McCollum-28	19,393
Nov 29	@ Utah	L 101-120	4-2	7-5	11-7	Harden-26	Three tied-6	Harden-7	Hayward-31	19,911
Dec 1	@ Golden State	W 132-127(OT)	4-2	8-5	12-7	Anderson/Harden-29	Harden-15	Harden-13	Durant-39	19,596
Dec 2	@ Denver	W 128-110	4-2	9-5	13-7	Harden-20	Capela-9	Harden-9	Chandler-24	15,549
Dec 5	BOSTON	W 107-106	5-2	9-5	14-7	Harden-37	Capela-9	Harden-7	Horford-21	15,730
Dec 7	L.A. LAKERS	W 134-95	6-2	9-5	15-7	Gordon-26	Capela-9	Beverley-12	Williams-24	16,141
Dec 9	@ Oklahoma City	W 102-99	6-2	10-5	16-7	Harden-21	Beverley-12	Harden-12	Westbrook-27	18,203
Dec 10	DALLAS	W 109-87	7-2	10-5	17-7	Gordon/Harden-18	Capela-10	Harden-17	Matthews-26	15,761
Dec 12	BROOKLYN	W 122-118	8-2	10-5	18-7	Harden-36	Harden-8	Harden-11	Lopez-26	13,619
Dec 14	SACRAMENTO	W 132-98	9-2	10-5	19-7	Anderson-22	Harden-11	Harden-14	Temple-20	15,039
Dec 16	NEW ORLEANS	W 122-100	10-2	10-5	20-7	Gordon/Harden-29	Three tied-11	Harden-13	Davis-19	16,728
Dec 17	@ Minnesota	W 111-109(OT)	10-2	11-5	21-7	Anderson/Harden-28	Beverley-10	Harden-13	Towns-41	14,689
Dec 20	SAN ANTONIO	L 100-102	10-3	11-5	21-8	Harden-31	Harden-10	Harden-7	Leonard-21	18,055
Dec 21	@ Phoenix	W 125-111	10-3	12-5	22-8	Harden-27	Beverley-9	Harden-14	Booker-28	18,055
Dec 23	@ Memphis	L 109-115	10-3	12-6	22-9	Anderson-28	Harrell-8	Harden-17	Conley-24	17,454
Dec 26	PHOENIX	W 131-115	11-3	12-6	23-9	Harden-32	Ariza-10	Harden-12	Bledsoe-24	18,055
Dec 27	@ Dallas	W 123-107	11-3	13-6	24-9	Harden-34	Dekker-11	Harden-11	Barnes-21	20,425
Dec 30	L.A. CLIPPERS	W 140-116	12-3	13-6	25-9	Harden-30	Harden-13	Harden-10	Felton-26	18,055
Dec 31	NEW YORK	W 129-122	13-3	13-6	26-9	Harden-53	Harden-16	Harden-17	Jennings-32	18,055
Jan 2	WASHINGTON	W 101-91	14-3	13-6	27-9	Gordon-31	Harden-10	Harden-10	Beal-27	16,569
Jan 5	OKLAHOMA CITY	W 118-116	15-3	13-6	28-9	Harden-26	Three tied-8	Harden-12	Westbrook-49	18,055
Jan 6	@ Orlando	W 100-93	15-3	14-6	29-9	Anderson-19	Beverley-9	Harden-10	Augustin-19	19,272
Jan 8	@ Toronto	W 129-122	15-3	15-6	30-9	Harden-40	Harden-10	Harden-11	DeRozan-36	19,800
Jan 10	CHARLOTTE	W 121-114	16-3	15-6	31-9	Harden-40	Harden-15	Harden-10	Walker-25	16,196
Jan 11	@ Minnesota	L 105-119	16-3	15-7	31-10	Harden-33	Anderson-7	Harden-12	Wiggins-28	13,858
Jan 13	MEMPHIS	L 105-110	16-4	15-7	31-11	Harden-27	Ariza-9	Harden-9	Allen-22	18,055
Jan 15	@ Brooklyn	W 137-112	16-4	16-7	32-11	Gordon-24	Harden-12	Harden-11	Booker-18	17,732
Jan 17	@ Miami	L 103-109	16-4	16-8	32-12	Harden-40	Harden-12	Harden-10	Dragic-21	19,600
Jan 18	MILWAUKEE	W 111-92	17-4	16-8	33-12	Harden-38	Beverley-9	Harden-8	Antetokounmpo-32	15,782
Jan 20	GOLDEN STATE	L 108-125	17-5	16-8	33-13	Capela-22	Capela-12	Harden-11	Durant-32	18,055
Jan 21	@ Memphis	W 119-95	17-5	17-8	34-13	Dekker-30	Ariza-10	Harden-11	Gasol-32	18,119
Jan 23	@ Milwaukee	L 114-127	17-5	17-9	34-14	Harden-26	Harden/Nene-8	Harden-12	Antetokounmpo-31	14,016
Jan 25	@ Boston	L 109-120	17-5	17-10	34-15	Harden-120	Capela-7	Harden-10	Thomas-38	18,624
Jan 27	@ Philadelphia	W 123-118	17-5	18-10	35-15	Harden-51	Harden-13	Harden-13	Embiid-32	20,588
Jan 29	@ Indiana	L 101-120	17-5	18-11	35-16	Anderson-27	Ariza-9	Harden-8	George-33	17,923
Jan 31	SACRAMENTO	W 105-83	18-5	18-11	36-16	Anderson-25	Anderson/Capela-11	Harden-8	Cousins-16	15,187
Feb 2	ATLANTA	L 108-113	18-6	18-11	36-17	Harden-41	Capela-9	Harden-8	Hardaway-33	15,602
Feb 3	CHICAGO	W 121-117(OT)	19-6	18-11	37-17	Harden-42	Harden-12	Harden-9	Carter-Williams-23	18,055
Feb 7	ORLANDO	W 128-104	20-6	18-11	38-17	Harden-25	Capela-9	Harden-13	Ibaka-28	15,514
Feb 9	@ Charlotte	W 107-95	20-6	19-11	39-17	Harden-30	Harden-11	Harden-8	Batum-15	16,270
Feb 11	PHOENIX	W 133-102	21-6	19-11	40-17	Harden-40	Ariza/Beverley-9	Harden-8	Booker-18	18,055
Feb 15	MIAMI	L 109-117	21-7	19-11	40-18	Harden-38	Harden-12	Harden-8	Walters/Whitehead-23	16,967
Feb 23	@ New Orleans	W 129-99	21-7	20-11	41-18	L. Williams-27	Beverley-12	Harden-14	Davis-29	18,470
Feb 25	MINNESOTA	W 142-130	22-7	20-11	42-18	Harden-24	Capela-9	Harden-10	Towns-37	18,055
Feb 27	INDIANA	L 108-117	22-8	20-11	42-19	L. Williams-28	Three tied-7	Harden-12	Teague-25	18,055
Mar 1	@ L.A. Clippers	W 122-103	22-8	21-11	43-19	Harden-26	Beverley/Capela-12	Harden-9	Griffin-17	19,060
Mar 4	MEMPHIS	W 123-108	23-8	21-11	44-19	Harden-33	Capela-11	Harden-11	Conley-23	18,055
Mar 6	@ San Antonio	L 110-112	23-8	21-12	44-20	Harden-39	Beverley-10	Harden-12	Leonard-39	18,418
Mar 8	UTAH	L 108-115	23-9	21-12	44-21	Harden-35	Capela-12	Harden-6	Gobert/Hayward-23	16,230
Mar 10	@ Chicago	W 115-94	23-9	22-12	45-21	Anderson-21	Ariza-11	Harden-13	Wade-21	21,995
Mar 12	CLEVELAND	W 117-112	24-9	22-12	46-21	Harden-38	Capela-11	Harden-11	James-30	18,055
Mar 15	L.A. LAKERS	W 139-100	25-9	22-12	47-21	L. Williams-30	Harden-12	Harden-13	Randle-32	18,055
Mar 17	@ New Orleans	L 112-128	25-9	22-13	47-22	Harden-41	Harden-14	Harden-11	Hill-30	17,972
Mar 18	@ Denver	W 109-105	25-9	23-13	48-22	Harden-40	Harden-10	Harden-10	Harris-17	17,512
Mar 20	DENVER	W 125-124	26-9	23-13	49-22	Harden-39	Capela-9	Harden-11	Harris-28	16,080
Mar 24	NEW ORLEANS	W 117-107	27-9	23-13	50-22	Harden-38	Capela-13	Harden-17	Davis-33	18,055
Mar 26	OKLAHOMA CITY	W 137-125	28-9	23-13	51-22	L. Williams-31	Capela-9	Harden-12	Westbrook-39	18,055
Mar 28	GOLDEN STATE	L 106-113	28-10	23-13	51-23	Harden-24	Harden-11	Harden-13	Curry-32	18,055
Mar 30	@ Portland	L 107-117	28-10	23-14	51-24	Harden-30	Beverley/Harden-8	Harden/Nene-4	Lillard-31	20,049
Mar 31	@ Golden State	L 98-107	28-10	23-15	51-25	Harden-17	Capela-13	Harden-8	Curry-24	19,596
Apr 2	@ Phoenix	W 123-116	28-10	24-15	52-25	Beverley-26	Capela-12	Beverley-9	Ulis-34	17,378
Apr 5	DENVER	W 110-104	29-10	24-15	53-25	Harden-31	Beverley/Capela-11	Harden-10	Gallinari-23	18,055
Apr 7	DETROIT	L 109-114	29-11	24-15	53-26	Harden-33	Beverley-13	Harden-12	Marjanovic-27	18,055
Apr 9	@ Sacramento	W 135-128	29-11	25-15	54-26	Harden-35	Harden-11	Harden-15	Labissiere-25	17,608
Apr 10	@ L.A. Clippers	L 96-125	29-11	25-16	54-27	Gordon-17	Harrell-13	Brown-9	Crawford/Paul-19	19,163
Apr 12	MINNESOTA	W 123-118	30-11	25-16	55-27	Harden-27	Capela-10	Harden-12	Towns-28	18,055

Season Highs

PLAYER	MIN	FGM	FTM	OFF	DEF	TOT	AST	ST	TO	BLK	PTS
RYAN ANDERSON	45 Dec. 1 at G.S.	9 (5) Jan. 29 at Ind.	6 (6) Jan. 25 at Bos.	5 Nov. 2 at N.Y.	8 (3) Jan. 31 vs Sac.	12 Oct. 30 vs Dall.	4 (3) April 12 vs Minn.	3 Dec. 17 at Minn.	3 (4) Feb. 11 vs Phoe.	2 (2) Dec. 31 vs N.Y.	29 Dec. 1 at G.S.
TREVOR ARIZA	44 Jan. 2 vs Wash.	9 March 26 vs OKC.	6 (2) Feb. 25 vs Minn.	4 Jan. 13 vs Mem.	10 (3) March 10 at Chi.	11 March 10 at Chi.	7 Dec. 30 vs LA-C	6 (2) March 30 at Port.	4 Dec. 20 vs S.A.	2 (4) Feb. 9 at Cha.	27 Oct. 28 at Dall.
PATRICK BEVERLEY	43 Dec. 17 at Minn.	11C April 2 at Phoe.	6 March 15 vs LA-L	6C Dec. 16 vs N.O.	11T April 7 vs Det.	13C April 7 vs Det.	12T Dec. 7 vs LA-L	4 (2) Feb. 23 at N.O.	5T(3) March 26 vs OKC.	3T Nov. 17 vs Port.	26C April 2 at Phoe.
COREY BREWER	29 Dec. 31 vs N.Y.	7 Jan. 10 vs Cha.	4 Dec. 30 vs LA-C	2 (2) Nov. 19 vs Utah	5 (2) Jan. 21 at Mem.	5 (3) Jan. 21 at Mem.	4 Nov. 2 at N.Y.	3 (5) Feb. 9 at Cha.	3 (2) Jan. 11 at Minn.	1 (12) Jan. 21 at Mem.	15 Jan. 10 vs Cha.
BOBBY BROWN	32C April 10 at LA-C	6 April 10 at LA-C	2 April 9 at Sac.	0 April 9 at Sac.	1 (6) April 9 at Sac.	1 (6) April 9 at Sac.	9C April 10 at LA-C	1 April 10 at LA-C	1 (5) April 10 at LA-C	0 April 9 at Sac.	16 April 9 at Sac.
SAM DEKKER	35C Jan. 21 at Mem.	12C Jan. 21 at Mem.	4C(3) Jan. 20 vs G.S.	5C(3) Jan. 17 at Miami	8C Dec. 27 at Dall.	11C Dec. 27 at Dall.	4C(2) Dec. 17 at Minn.	3C Dec. 27 at Dall.	4C Jan. 27 at Phil.	2C(2) Jan. 29 at Ind.	30C Jan. 21 at Mem.
TYLER ENNIS	18 Dec. 27 at Dall.	4 Nov. 16 at OKC.	1 (2) Dec. 26 vs Phoe.	1 (4) Nov. 12 vs S.A.	3 Feb. 11 vs Phoe.	3 Feb. 11 vs Phoe.	4 (3) Dec. 14 vs Sac.	2 Oct. 26 at LA-L	4T Oct. 26 at LA-L	0 Nov. 16 at OKC.	9 Nov. 16 at OKC.
ERIC GORDON	40 March 8 vs Utah	11 Jan. 2 vs Wash.	7 Oct. 28 at Dall.	3 (2) April 2 at Phoe.	5 (7) April 10 at LA-C	7 Nov. 19 vs Utah	8 Dec. 14 vs Sac.	2 (9) March 31 at G.S.	6 Dec. 12 vs Brk.	3T(2) April 2 at Phoe.	31 Jan. 2 vs Wash.
JAMES HARDEN	46 Dec. 1 at G.S.	16T Jan. 27 at Phil.	18 Dec. 5 vs Bos.	5T Nov. 12 vs S.A.	14 (2) Jan. 10 vs Cha.	16 Dec. 31 vs N.Y.	17C(5) March 24 vs N.O.	5 Dec. 30 vs LA-C	12C Nov. 23 vs Tor.	3 April 5 vs Den.	53C Dec. 31 vs N.Y.
MONTREZL HARRELL	34C(2) Jan. 10 at LA-C	12C Jan. 8 at Tor.	9C Dec. 30 vs LA-C	6C Jan. 29 at Ind.	9C April 10 at LA-C	13C April 10 at LA-C	4C(2) Jan. 18 vs Milw.	2C(2) Nov. 2 at N.Y.	4C Nov. 2 at N.Y.	5C Jan. 18 vs Milw.	29C Dec. 30 vs LA-C
NENE	27 Jan. 27 at Phil.	10 Jan. 27 at Phil.	8 Oct. 28 at Dall.	5 (3) Feb. 27 vs Ind.	6 (4) March 24 vs N.O.	9 (2) March 1 at LA-C	4 (2) March 30 at Port.	3 (4) March 12 vs Cleve.	Nov. 16 at OKC.	2 (6) Feb. 25 vs Minn.	21 Jan. 27 at Phil.
K.J. MCDANIELS	22 Oct. 28 at Dall.	5 (2) Nov. 5 at Atl.	2 (4) Jan. 15 at Brk.	2 Feb. 11 vs Phoe.	3 Nov. 2 at N.Y.	3 (2) Dec. 26 vs Phoe.	1 (4) Jan. 20 vs G.S.	2 (2) Dec. 7 vs LA-L	3 Dec. 14 vs Sac.	4T Nov. 2 at N.Y.	13 Nov. 5 at Atl.
CLINT CAPELA	35 Nov. 21 at Det.	11C April 12 vs Minn.	8C March 4 vs Mem.	7T March 31 at G.S.	10 (2) Nov. 16 at OKC.	14 Nov. 16 at OKC.	5C Nov. 19 vs Utah	3 Feb. 9 at Cha.	4 (4) April 2 at Phoe.	Nov. 14 vs Phil.	24C March 4 vs Mem.
CHINANU ONUAKU	21C April 10 at LA-C	2C Dec. 26 vs Phoe.	2C(2) April 9 at Sac.	1C(2) April 10 at LA-C	5C April 10 at LA-C	6C April 10 at LA-C	1C(3) April 9 at Sac.	1C(3) April 10 at LA-C	2C(2) April 10 at LA-C	1C April 7 vs Det.	6C Dec. 26 vs Phoe.
ISAIAH TAYLOR	24C April 10 at LA-C	1C April 2 at Phoe.	1C April 2 at Phoe.	1C April 10 at LA-C	1C(2) April 9 at Sac.	1C(3) April 10 at LA-C	3C April 10 at LA-C	1C April 2 at Phoe.	0C April 2 at Phoe.	1C April 2 at Phoe.	3C April 2 at Phoe.
LOU WILLIAMS	35 Dec. 9 LA-L-Hou.	13C Dec. 5 vs Utah	14 Dec. 3 at Mem.	3T March 31 at G.S.	6 (3) April 5 vs Den.	7 (2) April 5 vs Den.	8 Dec. 20 at Cha.	4 Dec. 16 at Phil.	6T Dec. 7 at Hou.	2 March 18 at Den.	40 Dec. 3 at Mem.
TROY WILLIAMS	39C April 2 Mem.-Hou.	7C April 2 at Phoe.	6C Nov. 1 at Minn.	4C April 9 at Sac.	5C(4) April 9 at Sac.	9C April 9 at Sac.	3C(2) April 2 at Phoe.	3C(3) Dec. 3 vs LA-L	3C(5) April 10 at LA-C	2C(2) Dec. 10 vs G.S.	21C April 2 at Phoe.
KYLE WILTJER	6C(2) Dec. 26 vs Phoe.	2C Dec. 14 vs Sac.	1C Dec. 14 vs Sac.	2C Dec. 14 vs Sac.	2C Nov. 2 at N.Y.	2C(3) March 17 at N.O.	1C(2) March 17 at N.O.	2C March 15 vs LA-L	1C(5) April 2 at Phoe.	1C Dec. 30 vs LA-C	7C Dec. 14 vs Sac.
ROCKETS High Games	290 Dec. 1 at G.S.	51 Dec. 7 vs LA-L	36 Dec. 30 vs LA-C	20 (2) March 12 vs Cleve.	49 Jan. 31 vs Sac.	62 March 1 at LA-C	40 Dec. 14 vs Sac.	20 Dec. 7 vs LA-L	28 Nov. 23 vs Tor.	12 Jan. 18 vs Milw.	142 Feb. 25 vs Minn.
ROCKETS Low Games	240 (79) April 12 vs Minn.	32 Feb. 27 vs Ind.	7 Jan. 6 at Or.	2 March 26 vs OKC.	19 Feb. 25 vs Minn.	28 Jan. 23 at Milw.	14 Nov. 29 at Utah	3 (5) April 9 at Sac.	5 Nov. 19 vs Utah	1 (6) Feb. 15 vs Miami	93 Oct. 30 vs Dall.
OPPONENTS High Games	290 Dec. 1 at G.S.	49 (2) March 17 at N.O.	29 Dec. 1 at G.S.	24 Dec. 2 at Den.	48 Feb. 2 vs Atl.	61 April 2 at Phoe.	37 April 12 vs Minn.	17 (2) Jan. 23 at Milw.	28 Dec. 7 vs LA-L	14 March 31 at G.S.	130 Feb. 25 vs Minn.
OPPONENTS Low Games	240 (79) April 12 vs Minn.	30 Jan. 31 vs Sac.	7 (2) March 1 at LA-C	2 Nov. 12 vs S.A.	23 Nov. 23 vs Tor.	29 Jan. 27 at Phil.	13 Oct. 28 at Dall.	2 March 8 vs Utah	5 April 9 at Sac.	0 (2) April 10 at LA-C	83 Jan. 31 vs Sac.
OPPONENTS High Games	265 (6) Feb. 23 at Utah	50 Jan. 20 at S.A.	35 Jan. 20 vs Det.	28 March 14 vs Mem.	46 Jan. 29 at OKC.	60 Nov. 11 vs Brk.	35 (2) Dec. 31 vs G.S.	18 Nov. 27 vs Phil.	29 Dec. 15 at Sac.	11 Nov. 11 vs Brk.	140 Jan. 18 at LA-C

Season Breakdown

	RECORD	HOME	ROAD	OT	
OVERALL	55-27	30-11	25-16	3- 0	Head Coach: Mike D'Antoni
Atlantic	8- 2	4- 1	4- 1		Overall: 13 Years 510 Won 453 Lost .530 Pct.
Central	5- 5	3- 2	2- 3	1- 0	W/Club : 1 Year 55 Won 27 Lost .671 Pct.
Southeast	6- 4	3- 2	3- 2		
EASTERN	19-11	10- 5	9- 6	1- 0	
Southwest	10- 6	5- 3	5- 3		
Northwest	13- 5	8- 1	5- 4	1- 0	
Pacific	13- 5	7- 2	6- 3	1- 0	
WESTERN	36-16	20- 6	16-10	2- 0	

TEAM WINNING & LOSING STREAKS:

OVERALL	HOME	ROAD
Win - 1	Win - 1	Loss- 1
Long:Win - 10	Win - 6	Win - 5
Loss- 3	Loss- 1	Loss- 2
Last:Win -04/12 vsMIN 123-118	Win -04/12 vsMIN 123-118	Win -04/09 @ SAC 135-128
Loss-04/10 @ LAC 96-125	Loss-04/07 vsDET 109-114	Loss-04/10 @ LAC 96-125

	WON	LOST	OFFENSE	VsOPP	HOME ATTENDANCE
Oct.	2	1			
Nov.	9	6	100+ 53-24	If Opp W/L to date:	41 Games
Dec.	15	2	100< 2- 3	.500+ 20-19	695,903 Total
Jan.	10	7	Defense	.500- 35- 7	16,973 Average
Feb.	6	3	100+ 37-27		18,055 High
Mar.	9	6	100< 18- 0		23 Sellouts
Apr.	4	2			

After 82 games last season: W 41 L 41

MARGINS	1	2	3	4	5	6	7	8	9	10	11	12	13	14	15	16	17	18	19	20	21	22	23
Won By:	3	3	2	3	4	1	6	2	1	2		3	1	1	1	3	1	1	3		1	3	
Lost By:		3			3	4	2	2	2	1	1		2	1	1	1	1		2				
	24	25	26	27	28	29	30	31	32	33	34	35	36	37	38	39	40	41	42	43	44	45	46+
Won By:	3	1		1			1	1			1				2								
Lost By:							1																

At Start Of:	OVERALL	HOME	ROAD	FG%	OVERALL	HOME	ROAD
2nd- Ahead:	38-10	24- 4	14- 6	-44%	16-21	9-10	7-11
-Behind:	13-13	6- 7	7- 6	45-49%	20- 4	12- 1	8- 3
- Tied:	4- 4	0- 0	4- 4	50-54%	14- 2	6- 0	8- 2
3rd- Ahead:	43- 7	24- 3	19- 4	55-59%	4- 0	2- 0	2- 0
-Behind:	9-19	4- 8	5-11	+60%	1- 0	1- 0	0- 0
- Tied:	3- 1	2- 0	1- 1				
4th- Ahead:	50- 8	27- 4	23- 4				
-Behind:	5-18	3- 7	2-11				
- Tied:	0- 1	0- 0	0- 1				

Game-by-Game Statistics

DATE	GAME	FG-A	PCT	3FG-A	PCT	FT-A	PCT	OR-DR-REB	AST	PF	ST	TO	BS	PTS
10/26	HOUSTON	44-86	.512	7-29	.241	19-27	.704	10-29-39	29	23	10	15	1	114
18,997	@ L.A. Lakers	45-89	.506	12-35	.343	18-22	.818	11-28-39	21	24	10	16	4	120
10/28	HOUSTON	33-71	.465	15-32	.469	25-31	.806	5-37-42	21	22	6	19	1	106
20,163	@ Dallas	35-82	.427	8-30	.267	20-24	.833	7-28-35	13	21	11	10	2	98
10/30	@ HOUSTON	34-80	.425	11-31	.355	14-21	.667	9-37-46	16	21	5	17	4	93
18,055	Dallas	32-84	.381	11-30	.367	17-20	.850	12-30-42	17	17	8	13	3	92
11/1	HOUSTON	43-90	.478	17-44	.386	17-25	.680	11-21-32	30	25	5	7	2	120
20,562	@ Cleveland	43-83	.518	16-32	.500	26-31	.839	12-34-46	22	21	4	11	2	128
11/2	HOUSTON	42-89	.472	15-40	.375	19-27	.704	19-35-54	25	21	12	20	8	118
19,812	@ New York	37-85	.435	8-20	.400	17-25	.680	7-27-34	18	22	10	16	6	99
11/5	HOUSTON	37-85	.435	12-36	.333	11-13	.846	12-31-43	22	26	9	26	7	97
16,895	@ Atlanta	45-85	.529	8-20	.400	14-24	.583	13-31-44	29	13	17	20	6	112
11/7	HOUSTON	41-79	.519	17-37	.459	15-18	.833	6-31-37	28	18	6	18	7	114
13,173	@ Washington	39-94	.415	10-27	.370	18-20	.900	16-29-45	20	16	12	16	5	106
11/9	HOUSTON	37-78	.474	10-30	.333	17-22	.773	8-37-45	25	24	7	20	4	101
18,418	@ San Antonio	33-84	.393	7-23	.304	26-30	.867	10-29-39	22	15	14	10	5	99
11/12	@ HOUSTON	34-89	.382	15-47	.319	17-21	.810	16-30-46	22	19	6	14	4	100
18,055	San Antonio	41-76	.539	5-18	.278	19-24	.792	2-33-35	21	19	6	12	11	106
11/14	@ HOUSTON	44-91	.484	17-40	.425	10-17	.588	16-39-56	20	19	6	18	10	115
13,183	Philadelphia	34-90	.378	5-22	.227	15-17	.882	10-29-39	18	17	10	13	7	88
11/16	HOUSTON	40-92	.435	14-40	.350	9-14	.643	12-35-47	25	10	10	16	4	103
18,203	@ Oklahoma City	40-84	.476	12-25	.480	13-14	.929	5-39-44	25	15	7	16	7	105
11/17	@ HOUSTON	46-95	.484	14-32	.438	20-25	.800	17-37-54	26	17	6	13	6	126
15,550	Portland	41-90	.456	10-28	.357	17-21	.810	10-31-41	24	19	6	13	4	109
11/19	@ HOUSTON	42-94	.447	12-32	.375	15-20	.750	10-29-39	28	16	8	5	3	111
14,780	Utah	39-76	.513	12-27	.444	12-17	.706	5-38-43	22	17	3	14	5	102
11/21	HOUSTON	35-78	.449	10-31	.323	19-27	.704	12-34-46	22	20	4	18	6	99
13,632	@ Detroit	36-87	.414	7-17	.412	17-24	.708	12-27-39	19	20	7	14	3	96
11/23	@ HOUSTON	38-78	.487	14-42	.333	12-12	1.000	11-28-39	29	22	6	28	7	102
18,055	Toronto	43-88	.489	12-23	.522	17-21	.810	15-23-38	28	15	14	16	7	115
11/25	HOUSTON	40-85	.471	21-50	.420	16-20	.800	8-34-42	27	19	8	16	2	117
17,608	@ Sacramento	39-80	.488	9-32	.281	17-21	.810	4-33-37	24	18	7	14	6	104
11/27	HOUSTON	46-82	.561	17-36	.472	21-28	.750	7-29-36	26	23	7	11	8	130
19,393	@ Portland	40-83	.482	12-33	.364	22-29	.759	8-27-35	24	24	7	15	2	114
11/29	HOUSTON	37-91	.407	11-30	.367	16-22	.727	15-23-38	14	20	5	7	6	101
19,911	@ Utah	41-74	.554	15-28	.536	23-27	.852	5-35-40	23	20	4	10	5	120
12/1	HOUSTON	48-108	.444	14-44	.318	22-30	.733	15-41-56	26	28	11	21	4	132
19,596	@ Golden State	43-104	.413	12-44	.273	29-37	.784	13-41-54	31	27	12	17	7	127
12/2	HOUSTON	45-89	.506	17-37	.459	21-25	.840	10-31-41	25	14	11	13	7	128
15,549	@ Denver	46-104	.442	9-31	.290	9-16	.563	24-29-53	22	20	5	16	4	110
12/5	@ HOUSTON	34-76	.447	12-38	.316	27-31	.871	7-39-46	20	14	8	17	7	107
15,730	Boston	42-99	.424	11-32	.344	11-12	.917	10-32-42	27	20	7	11	4	106
12/7	@ HOUSTON	51-94	.543	15-36	.417	17-21	.810	15-37-52	35	22	20	2	134	
16,141	L.A. Lakers	34-87	.391	5-20	.250	22-27	.815	14-25-39	14	22	13	28	4	95
12/9	HOUSTON	36-92	.391	11-42	.262	19-30	.633	16-36-52	26	24	9	15	1	102
18,203	@ Oklahoma City	34-81	.420	7-28	.250	24-31	.774	9-37-46	18	19	9	18	5	99
12/10	@ HOUSTON	37-74	.500	19-37	.514	16-22	.727	10-38-48	31	16	4	15	1	109
15,761	Dallas	32-79	.405	11-34	.324	12-14	.857	6-26-32	18	18	7	9	3	87
12/12	@ HOUSTON	42-91	.462	17-43	.395	21-36	.583	11-28-39	23	25	10	14	5	122
13,619	Brooklyn	42-80	.525	7-20	.350	27-36	.750	6-35-41	21	27	9	20	4	118
12/14	@ HOUSTON	50-85	.588	22-42	.524	10-16	.625	8-39-47	40	11	8	16	5	132
15,039	Sacramento	39-92	.424	11-32	.344	9-11	.818	12-28-40	27	16	8	16	7	98
12/16	@ HOUSTON	42-94	.447	24-61	.393	14-19	.737	13-44-57	27	18	7	14	4	122
16,728	New Orleans	40-98	.408	9-27	.333	11-20	.550	13-34-47	17	16	4	11	6	100
12/17	HOUSTON	39-96	.406	17-51	.333	16-20	.800	10-37-47	25	22	14	17	4	111
14,689	@ Minnesota	41-92	.446	7-21	.333	20-27	.741	13-42-55	29	21	9	22	6	109
12/20	@ HOUSTON	35-92	.380	6-38	.158	24-27	.889	20-31-51	22	17	10	17	5	100
18,055	San Antonio	36-77	.468	12-23	.522	18-25	.720	10-33-43	21	17	13	19	5	102
12/21	HOUSTON	46-86	.535	18-38	.474	15-26	.577	9-28-37	30	22	4	12	8	125
18,055	@ Phoenix	44-93	.473	9-25	.360	14-20	.700	14-30-44	20	23	7	9	6	111
12/23	HOUSTON	38-89	.427	20-52	.385	13-15	.867	10-30-40	27	22	5	14	3	109
17,454	@ Memphis	41-81	.506	13-25	.520	20-25	.800	9-29-38	23	16	9	12	3	115
12/26	@ HOUSTON	46-92	.500	15-43	.349	24-30	.800	10-37-47	28	22	11	20	4	131
18,055	Phoenix	43-101	.426	7-30	.233	22-27	.815	16-37-53	17	25	14	19	6	115
12/27	HOUSTON	41-78	.526	17-32	.531	24-28	.857	10-37-47	23	22	7	17	5	123
20,425	@ Dallas	36-87	.414	15-38	.395	20-25	.800	12-26-38	22	18	6	10	5	107
12/30	@ HOUSTON	45-81	.556	14-40	.350	36-43	.837	9-36-45	29	17	12	13	5	140
18,055	L.A. Clippers	45-96	.469	13-33	.394	13-16	.813	11-27-38	22	25	8	15	4	116
12/31	@ HOUSTON	42-92	.457	21-55	.382	24-29	.828	10-36-46	30	20	3	13	2	129
18,055	New York	47-105	.448	10-32	.313	18-25	.720	13-35-48	21	20	7	7	3	122
1/2	@ HOUSTON	37-86	.430	12-39	.308	15-21	.714	7-34-41	25	12	9	15	9	101
16,569	Washington	38-87	.437	6-26	.231	9-12	.750	7-38-45	23	21	9	17	2	91
1/5	@ HOUSTON	41-86	.477	15-39	.385	21-30	.700	9-34-43	27	20	6	10	3	118
18,055	Oklahoma City	41-91	.451	12-30	.400	22-27	.815	16-38-54	15	21	6	9	9	116
1/6	HOUSTON	39-86	.453	15-49	.306	7-12	.583	12-33-45	26	15	12	16	1	100
19,272	@ Orlando	38-91	.418	8-23	.348	9-13	.692	19-30-49	18	14	8	15	2	93
1/8	HOUSTON	46-89	.517	11-38	.289	26-31	.839	10-29-39	27	22	9	15	6	129
19,800	@ Toronto	42-78	.538	11-25	.440	27-30	.900	4-35-39	19	25	7	19	3	122
1/10	@ HOUSTON	40-82	.488	17-39	.436	24-33	.727	6-38-44	25	17	8	10	5	121
16,196	Charlotte	44-92	.478	19-43	.442	7-9	.778	5-38-43	30	21	3	11	4	114
1/11	HOUSTON	36-87	.414	15-42	.357	18-22	.818	7-25-32	23	23	7	16	4	105
13,858	@ Minnesota	44-81	.543	8-23	.348	23-25	.920	9-40-49	31	19	8	18	9	119

Game-by-Game Statistics

DATE	GAME	FG-A	PCT	3FG-A	PCT	FT-A	PCT	OR-DR-REB	AST	PF	ST	TO	BS	PTS
1/13	@ HOUSTON	33-82	.402	10-41	.244	29-36	.806	10-21-31	19	20	9	12	2	105
18.055	Memphis	41-76	.539	10-27	.370	18-27	.667	8-37-45	25	29	8	22	3	110
1/15	HOUSTON	46-92	.500	21-44	.477	24-32	.750	13-39-52	30	21	9	14	3	137
17.732	@ Brooklyn	41-93	.441	15-44	.341	15-19	.789	9-29-38	29	25	9	18	5	112
1/17	HOUSTON	36-90	.400	9-39	.231	22-28	.786	11-38-49	21	16	8	18	3	103
19.600	@ Miami	42-90	.467	9-29	.310	16-24	.667	11-42-52	21	24	11	16	1	109
1/18	@ HOUSTON	43-95	.453	14-44	.318	11-15	.733	13-33-46	25	17	9	10	12	111
15.782	Milwaukee	37-93	.398	7-28	.250	11-14	.786	15-35-50	26	14	8	18	8	92
1/20	@ HOUSTON	43-96	.448	7-35	.200	15-18	.833	13-28-41	26	17	8	15	3	108
18.055	Golden State	47-89	.528	15-38	.395	16-21	.762	8-33-41	30	18	8	15	7	125
1/21	HOUSTON	41-80	.513	16-42	.381	21-25	.840	6-40-46	27	25	11	13	6	119
18.119	@ Memphis	33-89	.371	9-34	.265	20-28	.714	14-27-41	19	17	10	12	4	95
1/23	HOUSTON	39-77	.506	14-35	.400	22-28	.786	5-23-28	26	22	11	22	4	114
14.016	@ Milwaukee	47-80	.588	11-23	.478	22-27	.815	7-30-37	31	20	17	19	6	127
1/25	HOUSTON	36-77	.468	10-31	.323	27-38	.711	6-24-30	28	18	8	17	5	109
18.624	@ Boston	47-91	.516	11-32	.344	15-16	.938	12-36-48	23	27	10	18	3	120
1/27	HOUSTON	42-81	.519	12-31	.387	27-28	.964	6-35-41	25	29	10	25	4	123
20.588	@ Philadelphia	42-78	.538	10-25	.400	24-32	.750	3-26-29	29	25	14	22	6	118
1/29	HOUSTON	34-63	.410	11-39	.282	22-25	.880	11-30-41	21	24	7	15	6	101
17.923	@ Indiana	47-87	.540	5-21	.238	21-26	.808	7-35-42	28	21	9	10	7	120
1/31	@ HOUSTON	38-85	.447	14-45	.311	15-22	.682	11-49-60	28	24	4	14	4	105
15.187	Sacramento	30-86	.349	8-29	.276	15-26	.577	10-35-45	22	17	9	11	7	83
2/2	@ HOUSTON	35-93	.376	13-51	.255	25-33	.758	7-30-37	19	20	11	9	4	108
15.602	Atlanta	44-85	.518	8-30	.267	17-23	.739	8-48-56	26	20	8	21	5	113
2/3	@ HOUSTON	44-98	.449	16-43	.372	17-25	.680	8-40-48	24	23	7	12	3	121
18.055	Chicago	48-100	.480	8-25	.320	13-18	.722	13-39-53	30	23	7	15	7	117
2/7	@ HOUSTON	44-89	.494	16-38	.421	24-36	.667	10-32-42	31	15	9	11	2	128
15.514	Orlando	42-88	.477	6-25	.240	14-20	.700	10-37-47	28	23	7	16	4	104
2/9	HOUSTON	39-87	.448	13-40	.325	16-20	.800	9-33-42	22	19	13	17	5	107
16.270	@ Charlotte	37-85	.435	8-26	.308	13-14	.929	10-37-47	26	17	8	22	5	95
2/11	@ HOUSTON	42-85	.494	18-36	.500	31-39	.795	16-39-55	27	23	8	21	4	133
18.055	Phoenix	37-94	.394	8-22	.364	20-26	.769	12-30-42	20	28	8	19	4	102
2/15	@ HOUSTON	36-87	.414	13-40	.325	24-31	.774	15-26-41	22	23	6	8	1	109
16.967	Miami	44-84	.524	13-35	.371	16-24	.667	12-34-46	27	20	3	12	7	117
2/23	HOUSTON	45-91	.495	20-51	.392	19-24	.792	12-36-48	28	25	12	17	5	129
18.470	@ New Orleans	36-89	.419	6-31	.194	21-26	.808	11-33-44	24	21	10	20	8	99
2/25	@ HOUSTON	44-94	.468	22-58	.379	32-42	.762	13-19-32	32	21	15	13	6	142
18.055	Minnesota	49-94	.521	9-26	.346	23-28	.821	21-37-58	28	26	10	25	2	130
2/27	@ HOUSTON	32-88	.364	10-45	.222	34-42	.810	12-27-39	22	22	8	11	5	108
18.055	Indiana	41-91	.451	13-30	.433	22-25	.880	13-42-55	29	26	7	15	5	117
3/1	HOUSTON	37-87	.425	20-52	.385	28-33	.848	19-43-62	21	17	3	17	2	122
19.060	@ L.A. Clippers	42-94	.447	12-34	.353	7-13	.538	10-26-36	26	23	8	8	3	103
3/4	@ HOUSTON	39-78	.500	18-42	.429	27-36	.750	10-33-43	25	20	10	14	4	123
18.055	Memphis	43-97	.443	8-28	.286	14-21	.667	17-29-46	26	24	8	13	6	108
3/6	HOUSTON	41-88	.466	14-39	.359	14-17	.824	7-36-43	19	20	3	12	3	110
18.418	@ San Antonio	40-88	.455	11-28	.393	21-23	.913	9-35-44	24	13	6	10	6	112
3/8	@ HOUSTON	35-79	.443	8-32	.250	30-40	.750	10-21-31	22	20	9	8	4	108
16.230	Utah	41-76	.539	12-31	.387	21-24	.875	10-35-45	21	23	2	19	4	115
3/10	HOUSTON	37-89	.416	15-47	.319	26-32	.813	11-43-54	26	15	11	17	4	115
21.995	@ Chicago	38-88	.388	9-39	.231	9-12	.750	11-38-49	24	21	9	18	4	94
3/12	@ HOUSTON	41-96	.427	16-45	.356	19-28	.679	20-32-52	25	17	10	6	4	117
18.055	Cleveland	42-80	.525	17-43	.395	11-13	.846	4-34-38	24	23	3	15	7	112
3/15	@ HOUSTON	50-91	.549	18-43	.419	21-32	.656	13-37-50	37	21	13	21	4	139
18.055	L.A. Lakers	42-91	.462	3-25	.120	13-18	.722	9-29-38	16	25	10	23	0	100
3/17	HOUSTON	37-91	.407	13-40	.325	25-32	.781	10-36-46	18	19	6	13	3	112
17.972	@ New Orleans	49-92	.533	12-34	.353	18-24	.750	9-45-54	29	20	8	13	7	128
3/18	HOUSTON	38-83	.458	5-24	.208	28-35	.800	10-38-48	20	24	5	14	5	109
17.512	@ Denver	38-89	.427	10-31	.323	19-30	.633	13-32-45	28	24	9	14	3	105
3/20	@ HOUSTON	45-89	.506	17-38	.447	18-23	.783	6-29-35	27	22	12	12	2	125
16.080	Denver	44-86	.512	12-29	.414	24-26	.923	8-40-48	26	18	7	21	3	124
3/24	@ HOUSTON	44-93	.473	14-39	.359	15-20	.750	15-44-59	29	19	5	19	3	117
18.055	New Orleans	41-91	.451	14-38	.368	11-14	.786	6-30-36	28	15	9	10	7	107
3/26	@ HOUSTON	50-79	.633	20-39	.513	17-21	.810	2-34-36	32	23	8	20	4	137
18.055	Oklahoma City	47-94	.500	11-30	.367	20-28	.714	16-26-42	27	21	15	16	3	125
3/28	HOUSTON	33-85	.388	5-31	.161	35-39	.897	10-28-38	20	14	9	14	2	106
18.055	Golden State	45-88	.511	11-41	.268	12-16	.750	8-36-44	33	29	9	17	7	113
3/30	HOUSTON	40-91	.440	8-34	.235	19-23	.826	13-29-42	18	20	9	18	3	107
20.049	@ Portland	43-90	.478	13-33	.394	18-22	.818	11-30-41	24	16	12	12	8	117
3/31	HOUSTON	34-92	.370	12-37	.324	18-23	.783	19-30-49	20	12	6	15	3	98
19.586	@ Golden State	43-95	.453	11-32	.344	10-14	.714	13-30-43	27	20	10	12	14	107
4/2	HOUSTON	47-100	.470	14-38	.368	15-23	.652	13-33-46	23	23	8	15	4	123
17.378	@ Phoenix	42-100	.420	8-34	.235	24-29	.828	22-39-61	24	24	8	23	11	116
4/5	@ HOUSTON	37-87	.425	10-34	.294	26-38	.684	11-45-56	19	20	7	16	3	110
18.055	Denver	41-104	.394	7-38	.184	15-18	.833	12-39-51	26	24	10	12	5	104
4/7	@ HOUSTON	36-87	.414	16-51	.314	21-28	.750	9-40-49	25	15	3	14	6	109
18.055	Detroit	46-108	.426	9-26	.346	13-16	.813	18-37-55	27	17	5	6	1	114
4/9	HOUSTON	45-80	.563	18-43	.419	27-31	.871	5-36-41	26	22	3	18	2	135
17.608	@ Sacramento	47-94	.500	9-31	.290	25-30	.833	7-31-38	26	18	8	5	2	128
4/10	HOUSTON	33-84	.393	9-40	.225	21-27	.778	9-32-41	23	23	5	15	3	96
19.163	@ L.A. Clippers	46-91	.505	10-26	.385	23-28	.821	12-37-49	29	16	9	10	0	125
4/12	@ HOUSTON	45-97	.464	19-56	.339	14-22	.636	16-31-47	37	14	11	10	7	123
18.055	Minnesota	48-91	.527	11-23	.478	11-15	.733	10-39-49	37	15	7	15	3	118

Individual Season Highs

Points	53	James Harden vs. NY 12/31/16	49	Russell Westbrook vs. OKC 1/5/17
Points in a Quarter	23	James Harden (1st) vs. Phi 11/14/16	23	Tim Hardaway Jr. (4th) vs. Atl 2/2/17
Points in a Half	36	James Harden (2nd) at Phi 1/27/17	26	Russell Westbrook (1st) vs. OKC 1/5/17
Points in an Overtime	10	James Harden vs. Min 12/17/16	6	Stephen Curry (2nd) at GS 12/11/16
Field Goals	16	James Harden at Phi 1/27/17	16	Russell Westbrook vs. OKC 1/5/17
				Karl-Anthony Towns vs. Min 2/25/17
Field Goal Attempts	33	James Harden vs. Chicago 2/3/17	34	Russell Westbrook vs. OKC 1/5/17
Field Goal % (Min. 5 FGA)	1.000	Clint Capela (8-8) at Sac 4/9/17	.900	Tony Allen (9-10) vs. Mem 1/13/17
3-PT Field Goals	9	James Harden vs. NY 12/31/16	8	Russell Westbrook vs. OKC 1/5/17
3-PT FG Attempts	19	James Harden vs. Det 4/7/17	15	Wesley Matthews vs. Dal 10/30/16
				Russell Westbrook vs. OKC 1/5/17
3-PT FG % (Min. 3 3FGA)	1.000	Sam Dekker (3-3) at Cle 11/1/16	1.000	Richard Jefferson (4-4) vs. Cle 3/12/17
Free Throws	18	James Harden vs. Bos 12/5/16	13	Anthony Davis at NO 2/23/17
FT Attempts	21	James Harden vs. Atl 2/2/17	16	Anthony Davis at NO 2/23/17
FT % (Min 5 FTA)	1.000	James Harden (18-18) vs. Bos 12/5/16	1.000	Kevin Durant (12-12) at GS 12/11/16
				Jeff Teague (12-12) vs. Ind 2/27/17
Offensive Rebounds	8	Clint Capela at GS 3/31/17	9	Devin Booker at Dal 4/2/17
Defensive Rebounds	14	James Harden (2) at GS 12/11/16; vs. Cha 1/10/17	20	Karl-Anthony Towns vs. Min 2/25/17
Total Rebounds	16	James Harden vs. NY 12/31/16	23	Karl-Anthony Towns vs. Min 4/12/17
Assists	17	James Harden (5) at LAL 10/26/16; vs. Dal 12/10/16; at Mem 12/23/16; vs. NY 12/31/16; vs. NO 3/24/17	17	Ricky Rubio at Min 1/11/17
Steals	6	Trevor Ariza (2) vs. GS 3/28/17; at Por 3/30/17	5	Five times; last by Nikola Jokic vs. Den 4/5/17
Blocks	5	Clint Capela (2) vs. Phi 11/14/16; vs. Tor 11/23/16	5	Hassan Whiteside vs. Mia 2/15/17
		Montrezl Harrell vs. Mil 1/18/17		JaVale McGee at GS 3/31/17
Turnovers	12	James Harden vs. Tor 11/23/16	8	Four times; last by Devin Booker at Pho 4/2/17
Minutes	43:38	Trevor Ariza vs. Was 1/2/17	45:13	Tyler Ulis at Pho 4/2/17

Team Season High/Lows

ROCKETS HIGH

142 vs. Min 2/25/17
 43 at LAL 12/7/16
 42 (2) vs. OKC 3/26/17
 79 vs. OKC 3/26/17
 40 vs. Min 2/25/17
 46 vs. LAL 3/15/17
 76 vs. Min 2/25/17
 16 vs. Min 12/17/16
 51 at LAL 12/7/16
 108 at GS 12/1/16
 .633 vs. OKC 3/26/17
 24 vs. NO 12/16/16
 61 vs. NO 12/16/16
 .531 at Dal 12/27/16
 36 vs. LAC 12/30/16
 43 vs. LAC 12/30/16
 1,000 vs. Tor 11/23/16
 20 (2) vs. Cle 3/12/17
 49 vs. Sac 1/31/17
 62 at LAC 3/1/17
 40 vs. Sac 12/14/16
 29 at Phi 1/27/17
 20 at LAL 12/7/16
 28 vs. Tor 11/23/16
 12 vs. Mil 1/18/17

ROCKETS LOW

93 vs. Dal 10/30/16
 18 at Det 11/21/16
 15 at SA 3/6/17
 39 vs. Tor 11/23/16
 12 at LAC 4/10/17
 13 (4) at GS 3/31/17
 30 vs. Dal 10/30/16
 9 (2nd) at GS 12/1/16
 32 vs. Ind 2/27/17
 70 at Dal 10/28/16
 .364 vs. Ind 2/27/17
 5 (2) vs. GS 3/28/17
 24 at Den 3/18/17
 .158 vs. SA 12/20/16
 7 at Ori 1/6/17
 12 (2) at Ori 1/6/17
 .577 at Pho 12/21/16
 2 vs. OKC 3/26/17
 19 vs. Min 2/25/17
 28 at Mil 1/23/17
 14 at Uta 11/29/16
 10 at OKC 11/16/16
 3 (5) at Sac 4/9/17
 5 vs. Uta 11/19/16
 1 (6) vs. Mia 2/15/17

CATEGORY

Points
 Points/1st Qtr.
 Points/2nd Qtr
 Points/1st Half
 Points/3rd Qtr.
 Points/4th Qtr.
 Points/2nd Half
 Points/Overtime
 Field Goals
 Field Goal Attempts
 Field Goal Percentage
 3-PT Field Goals
 3-PT FG Attempts
 3-PT FG Percentage
 Free Throws
 Free Throw Attempts
 Free Throw Percentage
 Offensive Rebounds
 Defensive Rebounds
 Total Rebounds
 Assists
 Fouls
 Steals
 Turnovers
 Blocks

OPPONENT HIGH

130 vs. Min 2/25/17
 38 (4) vs. OKC 1/5/17
 41 vs. Cle 3/12/17
 68 (2) at NO 3/17/17
 42 vs. BKN 12/12/16
 43 at Cle 11/1/16
 75 vs. BKN 12/12/16
 14 vs. Min 12/17/16
 49 (2) at NO 3/17/17
 108 vs. Det 4/7/17
 .588 at Mil 1/23/17
 19 vs. Cha 1/10/17
 44 (2) at BKN 11/15/17
 .536 at Uta 11/29/16
 29 at GS 12/1/16
 37 at GS 12/1/16
 .938 at Bos 1/25/17
 24 at Den 12/2/16
 48 vs. Atl 2/2/17
 61 at Pho 4/2/17
 37 vs. Min 4/12/17
 29 (2) vs. GS 3/28/17
 17 (2) at Mil 1/23/17
 28 at LAL 12/7/16
 14 at GS 3/31/17

OPPONENT LOW

83 vs. Sac 1/31/17
 17 vs. Bos 12/5/16
 11 vs. Sac 1/31/17
 35 vs. Sac 1/31/17
 14 at Chi 3/10/17
 15 vs. Min 12/17/16
 36 vs. Phi 11/14/16
 4 (2nd) at GS 12/1/16
 30 vs. Sac 1/31/17
 74 at Uta 11/29/16
 .349 vs. Sac 1/31/17
 3 vs. LAL 3/15/17
 17 at Det 11/21/16
 .120 vs. LAL 3/15/17
 7 (2) at LAC 3/1/17
 9 vs. Cha 1/10/17
 .538 at LAC 3/1/17
 2 vs. SA 11/12/16
 23 vs. Tor 11/23/16
 29 at Phi 1/27/17
 13 at Dal 10/28/16
 13 (2) at SA 3/6/17
 2 vs. Uta 3/8/17
 5 at Sac 4/9/17
 0 (2) at LAC 4/10/17

Miscellaneous Statistics

Rockets Record When .

	Overall	Home	Road
Outrebounding opp.	33-7	16-3	17-4
Outrebounded by opp.	21-18	14-7	7-11
Tied in rebounding	1-2	0-1	1-1
Shooting better than opp.	41-2	22-0	19-2
Shooting worse than opp.	14-25	8-11	6-14
Shooting same as opp.	0-0	0-0	0-0
More FTM than opp.	35-15	21-8	14-7
Fewer FTM than opp.	18-11	7-3	11-8
Same FTM as opp.	2-1	2-0	0-1
More 3FGM than opp.	48-14	25-4	23-10
Fewer 3FGM than opp.	3-10	2-5	1-5
Same 3FGM as opp.	4-3	3-2	1-1
More assists than opp.	39-7	22-4	17-3
Fewer assists than opp.	14-18	7-7	7-11
Same assists as opp.	2-2	1-0	1-2
More turnovers than opp.	28-12	14-3	14-9
Fewer turnovers than opp.	24-12	14-7	10-5
Same turnovers as opp.	3-3	2-1	1-2
Bench outscored opp. bench	36-8	21-3	15-5
Opp. bench outscored HOU's	18-18	9-7	9-11
Bench scoring equal	1-1	0-1	1-0
Scoring below 80 points	0-0	0-0	0-0
Scoring 80-90 points	0-0	0-0	0-0
Scoring 90-99 points	2-3	1-0	1-3
Scoring 100-109 points	10-19	4-11	6-8
Scoring 110-119 points	13-4	7-0	6-4
Scoring 120+ points	30-1	18-0	12-1
Opp. scoring below 80 points	0-0	0-0	0-0
Opp. scoring 80-90 points	3-0	3-0	0-0
Opp. scoring 90-99 points	15-0	5-0	10-0

Number of Times Recording

	Points				Reb	Ast	Double-Doubles	Stl	Blk
	10+	20+	30+	40+	10+	10+		3+	3+
Anderson	53	14			2		2	1	
Ariza	53	6			5		3	23	
Beverley	33	1			10	1	6	16	1
Brewer	3							5	
Brown	2							1	
Capela	47	7			21		15	1	6
Dekker	15	1	1		1			1	
Gordon	66	19	1						3
Harden	81	68	39	11	26	60	64	16	1
Harrell	25	2			3		3	3	3
McDaniels	2								1
Nenê	31	1			1		1	3	
Onuaku									
Taylor									
L. Williams	70	30	6	1				8	
T. Williams	3	1							
Wiltjer									

Number of Times Leading Team In.

	Pts	Reb	Ast	Stl	Blk	Min
Anderson	9	4		5	4	5
Ariza	1	6		35	6	19
Beverley	1	16	2	24	8	5
Brewer				5	3	
Brown			1			
Capela	1	33		2	34	
Dekker	1	2		3	8	
Ennis				1		
Gordon	7			5	18	5
Harden	62	31	79	26	17	48
Harrell		4		1	12	1
McDaniels				1	2	
Nenê		1	1	7	19	1
Onuaku				1		
Taylor						
L. Williams	4			1	6	1
T. Williams				1	1	2
Wiltjer					1	

STARTING LINEUPS

Forward	Forward	Center	Guard	Guard	Record	Dates
Anderson	Ariza	Capela	Harden	Gordon	4-4	10/26 – 11/5; 11/14 – 11/16
Anderson	Ariza	Capela	Harden	Brewer	2-1	11/7 – 11/12
Anderson	Ariza	Capela	Harden	Beverley	30-9	11/17 – 12/17; 1/23 – 1/25; 1/31 – 2/15; 2/25 – 3/6; 3/10-3/24; 4/12
Anderson	Ariza	Nenê	Harden	Beverley	5-2	12/20; 12/30; 1/5; 1/8; 1/27; 2/23; 4/7
Anderson	Ariza	Harrell	Harden	Beverley	5-5	12/21 – 12/26; 1/6; 1/10 – 1/15; 1/20; 1/29
Anderson	Ariza	Nenê	Harden	Brewer	1-0	12/27
Anderson	Ariza	Harrell	Harden	Brewer	2-0	12/31 – 1/2
Ariza	Brewer	Capela	Harden	Beverley	0-1	1/17
Ariza	Brewer	Harrell	Harden	Beverley	1-0	1/18
Dekker	Gordon	Harrell	Harden	Beverley	1-0	1/21
Ariza	Ariza	Capela	Harden	Beverley	1-4	3/8; 3/26-3/31
Dekker	T. Williams	Capela	Beverley	Gordon	1-0	4/2
Ariza	T. Williams	Capela	Beverley	Harden	1-0	4/5
Anderson	T. Williams	Capela	Beverley	Harden	1-0	4/9
Anderson	Ariza	Onuaku	Harden	Gordon	0-1	4/10

GAMES MISSED DUE TO INJURIES/SUSPENSIONS/ETC

Name	Reason	Dates Out	Games Missed
Patrick Beverley	Left Knee Irritation	10/26 – 11/16	11
	Left Quad Contusion	12/27	1
	Right Wrist Pain	12/31 – 1/2	2
	Right Shoulder Strain	4/10	1
Clint Capela	Left Fibula Fracture	12/20 – 1/15	15
Eric Gordon	Sprained Left Big Toe	1/10 – 1/11	2
	Lower Back Tightness/Soreness	1/25 – 1/27; 2/9-2/11	4
Ryan Anderson	Flu	1/17 – 1/18; 1/21	3
	Back Spasms	3/8	1
	Right Ankle Sprain	3/26 – 4/5	3
James Harden	Acute Viral Syndrome	4/2	1
Sam Dekker	Fractured Left Hand	4/5 – 4/12	5
Total			52

Quarter-by-Quarter Scoring

HOUSTON ROCKETS														OPPONENTS													
DATE	OPP	A	W/L	1ST								2ND		1ST OT	2ND OT	TOTAL	1ST	2ND	1ST				2ND	1ST OT	2ND OT	TOTAL	
				GM	1ST	2ND	HALF	3RD	4TH	HALF	OT	OT	HALF						3RD	4TH	HALF						
26-Oct	LAL	A	L	1	38	33	71	25	18	43				114	38	25	63	27	30	57					120		
28-Oct	DAL	A	W	2	24	28	52	25	29	54				106	24	26	50	17	31	48					98		
30-Oct	DAL	H	W	3	34	29	63	17	13	30				93	25	28	53	17	22	39					92		
1-Nov	CLE	A	L	4	35	24	59	25	36	61				120	29	34	63	22	43	65					128		
2-Nov	NY	A	W	5	33	35	68	32	18	50				118	25	26	51	27	21	48					99		
5-Nov	ATL	A	L	6	30	29	59	25	13	38				97	30	35	65	28	19	47					112		
7-Nov	WAS	A	W	7	23	33	56	28	30	58				114	30	17	47	36	23	59					106		
9-Nov	SA	A	W	8	33	30	63	22	16	38				101	24	36	60	20	19	39					99		
12-Nov	SA	H	L	9	22	18	40	30	30	60				100	26	23	49	33	24	57					106		
14-Nov	PHI	H	W	10	38	27	65	28	22	50				115	26	26	52	16	20	36					88		
16-Nov	OKC	A	L	11	32	31	63	27	13	40				103	38	27	65	20	20	40					105		
17-Nov	POR	H	W	12	41	21	62	38	26	64				126	29	33	62	21	26	47					109		
19-Nov	UTA	H	W	13	28	27	55	26	30	56				111	22	22	44	26	32	58					102		
21-Nov	DET	A	W	14	18	33	51	28	20	48				99	25	21	46	29	21	50					96		
23-Nov	TOR	H	L	15	20	19	39	35	28	63				102	24	30	54	36	25	61					115		
25-Nov	SAC	A	W	16	38	30	68	22	27	49				117	19	31	50	24	30	54					104		
27-Nov	POR	A	W	17	35	30	65	31	34	65				130	35	27	62	31	21	52					114		
29-Nov	UTA	A	L	18	29	21	50	23	28	51				101	38	24	62	23	35	58					120		
1-Dec	GS	A	W	19	32	32	64	22	27	49		10	9	132	30	29	59	23	31	54		10	4		127		
2-Dec	DEN	A	W	20	42	31	73	26	29	55				128	33	30	63	21	26	47					110		
5-Dec	BOS	H	W	21	26	32	58	19	30	49				107	17	31	48	35	23	58					106		
7-Dec	LAL	H	W	22	43	24	67	39	28	67				134	27	28	55	22	18	40					95		
9-Dec	OKC	A	W	23	25	30	55	31	16	47				102	23	26	49	28	22	50					99		
10-Dec	DAL	H	W	24	36	24	60	26	23	49				109	27	22	49	20	18	38					87		
12-Dec	BKN	H	W	25	29	24	53	37	32	69				122	24	19	43	42	33	75					118		
14-Dec	SAC	H	W	26	36	28	64	38	30	68				132	25	18	43	24	31	55					98		
16-Dec	NO	H	W	27	35	37	72	25	25	50				122	24	26	50	29	21	50					100		
17-Dec	MIN	A	W	28	28	16	44	23	28	51		16		111	24	33	57	23	15	38		14			109		
20-Dec	SA	H	L	29	24	21	45	33	22	55				100	26	26	52	19	31	50					102		
21-Dec	PHO	A	W	30	30	31	61	30	34	64				125	26	29	55	29	27	56					111		
23-Dec	MEM	A	L	31	31	18	49	26	34	60				109	25	29	54	23	38	61					115		
26-Dec	PHO	H	W	32	39	30	69	38	24	62				131	23	20	43	37	35	72					115		
27-Dec	DAL	A	W	33	31	35	66	32	25	57				123	31	16	47	27	33	60					107		
30-Dec	LAC	H	W	34	37	37	74	34	32	66				140	23	34	57	41	18	59					116		
31-Dec	NY	H	W	35	27	42	69	30	30	60				129	32	23	55	37	30	67					122		
2-Jan	WAS	H	W	36	14	27	41	37	23	60				101	29	24	53	17	21	38					91		
5-Jan	OKC	H	W	37	33	34	67	30	21	51				118	38	18	56	27	33	60					116		
6-Jan	ORL	A	W	38	19	25	44	35	21	56				100	22	30	52	23	18	41					93		
8-Jan	TOR	A	W	39	27	34	61	34	34	68				129	37	26	63	36	23	59					122		
10-Jan	CHA	H	W	40	32	35	67	29	25	54				121	26	21	47	32	35	67					114		
11-Jan	MIN	A	L	41	23	31	54	23	28	51				105	30	25	55	34	30	64					119		
13-Jan	MEM	H	L	42	31	33	64	21	20	41				105	25	26	51	32	27	59					110		
15-Jan	BKN	A	W	43	37	37	74	30	33	63				137	36	30	66	24	22	46					112		
17-Jan	MIA	A	L	44	32	21	53	26	24	50				103	27	26	53	26	30	56					109		
18-Jan	MIL	H	W	45	22	30	52	27	32	59				111	27	12	39	26	27	53					92		
20-Jan	GS	H	L	46	29	28	57	22	29	51				108	32	30	62	37	26	63					125		
21-Jan	MEM	A	W	47	32	26	58	33	28	61				119	22	27	49	23	23	46					95		
23-Jan	MIL	A	L	48	33	31	64	27	23	50				114	33	35	68	25	34	59					127		
25-Jan	BOS	A	L	49	27	31	58	28	23	51				109	24	28	52	36	32	68					120		
27-Jan	PHI	A	W	50	31	30	61	33	29	62				123	28	33	61	21	36	57					118		
29-Jan	IND	A	L	51	20	23	43	27	31	58				101	33	24	57	33	30	63					120		
31-Jan	SAC	H	W	52	29	25	54	28	23	51				105	24	11	35	22	26	48					83		
2-Feb	ATL	H	L	53	32	18	50	36	22	58				108	26	21	47	26	40	66					113		
3-Feb	CHI	H	W	54	24	36	60	19	29	48		13		121	26	23	49	32	27	59		9			117		
7-Feb	ORL	H	W	55	35	35	70	24	34	58				128	28	26	54	30	20	50					104		
9-Feb	CHA	A	W	56	23	27	50	36	21	57				107	29	25	54	22	19	41					95		
11-Feb	PHO	H	W	57	38	39	77	34	22	56				133	24	29	53	24	25	49					102		
15-Feb	MIA	H	L	58	28	17	45	28	36	64				109	34	24	58	30	29	59					117		
23-Feb	NO	A	W	59	30	36	66	34	29	63				129	28	22	50	17	32	49					99		
25-Feb	MIN	H	W	60	35	31	66	40	36	76				142	28	30	58	30	42	72					130		
27-Feb	IND	H	L	61	31	27	58	22	28	50				108	20	39	59	29	29	58					117		
1-Mar	LAC	A	W	62	34	36	70	38	14	52				122	37	21	58	20	25	45					103		
4-Mar	MEM	H	W	63	27	28	55	38	30	68				123	24	27	51	27	30	57					108		
6-Mar	SA	A	L	64	39	15	54	28	28	56				110	23	24	47	34	31	65					112		
8-Mar	UTA	H	L	65	22	31	53	24	31	55				108	30	34	64	20	31	51					115		
10-Mar	CHI	A	W	66	23	33	56	36	23	59				115	33	16	49	14	31	45					94		
12-Mar	CLE	H	W	67	33	25	58	32	27	59				117	26	41	67	19	26	45					112		
15-Mar	LAL	H	W	68	37	29	66	27	46	73				139	26	26	52	23	25	48					100		
17-Mar	NO	A	L	69																							

Miscellaneous Scoring

HOUSTON ROCKETS														OPPONENTS																
DATE	OPP	W/L	GM	Bench	Pts	Avg	In The Paint	Second Chance	Fast Break	Pts off of Avg	Turnovers	Avg		Pts	Avg	In The Paint	Second Chance	Fast Break	Pts off of Avg	Turnovers	Avg		Pts	Avg	In The Paint	Second Chance	Fast Break	Pts off of Avg	Turnovers	Avg
26-Oct	LAL	A	L	1	26	26.0	64	64.0	13	13.0	24	24.0	19	19.0	55	55.0	54	54.0	19	19.0	20	20.0	22	22.0						
28-Oct	DAL	A	W	2	26	26.0	30	47.0	13	13.0	15	15.0	13	16.0	26	40.5	30	42.0	12	15.5	7	13.5	12	17.0						
30-Oct	DAL	H	W	3	27	26.3	42	45.3	9	11.7	15	18.0	10	14.0	39	40.0	34	39.3	14	15.0	4	10.3	11	15.0						
1-Nov	CLE	A	L	4	32	27.8	48	46.0	14	12.3	12	16.5	17	14.8	34	38.5	40	39.5	12	14.3	15	11.5	13	14.5						
2-Nov	NY	A	W	5	35	29.2	50	46.8	25	14.8	12	15.6	13	14.4	43	39.4	42	40.0	12	13.8	14	12.0	15	14.6						
5-Nov	ATL	A	L	6	24	28.3	46	46.7	14	14.7	9	14.5	19	15.2	22	36.5	62	43.7	10	13.2	15	12.5	35	18.0						
7-Nov	WAS	A	W	7	26	28.0	44	46.3	8	13.7	15	14.6	20	15.9	24	34.7	42	43.4	22	14.4	8	11.9	21	18.4						
9-Nov	SA	A	W	8	36	29.0	48	46.5	9	13.1	25	15.9	15	15.8	33	34.5	40	43.0	16	14.6	16	12.4	21	18.8						
12-Nov	SA	H	L	9	42	30.4	34	45.1	19	13.8	13	15.6	12	15.3	34	34.4	48	43.6	6	13.7	6	11.7	18	18.7						
14-Nov	PHI	H	W	10	34	30.8	46	45.2	26	15.0	24	16.4	14	15.2	44	35.4	46	43.8	15	13.8	13	11.8	16	18.4						
16-Nov	OKC	A	L	11	39	31.5	48	45.5	21	15.5	14	16.2	16	15.3	28	34.7	46	44.0	12	13.6	11	11.7	16	18.2						
17-Nov	UTA	H	W	12	45	32.7	56	46.3	12	15.3	25	16.9	19	15.6	37	34.9	48	44.3	11	13.4	14	11.9	14	17.8						
19-Nov	POR	H	W	13	44	33.5	52	46.8	17	15.4	7	16.2	11	15.2	25	34.2	46	44.5	3	12.6	11	11.8	3	16.7						
21-Nov	DET	A	W	14	23	32.8	46	46.7	15	15.4	14	16.0	17	15.4	25	33.5	32	43.6	16	12.9	13	11.9	22	17.1						
23-Nov	TOR	H	L	15	27	32.4	42	46.4	9	14.9	18	16.1	12	15.1	37	33.7	50	44.0	19	13.3	19	12.4	33	18.1						
25-Nov	SAC	A	W	16	39	32.8	36	45.8	23	15.4	16	16.1	19	15.4	30	33.5	44	44.0	12	13.2	19	12.8	20	18.3						
27-Nov	POR	A	W	17	38	33.1	52	46.1	11	15.2	11	15.8	26	16.0	23	32.9	42	43.9	13	13.2	7	12.5	15	18.1						
29-Nov	UTA	A	L	18	44	33.7	48	46.2	11	14.9	12	15.6	15	15.9	42	33.4	42	43.8	9	12.9	5	12.1	6	17.4						
1-Dec	GS	A	W	19	49	34.5	62	47.1	20	15.2	24	16.1	23	16.3	23	32.8	54	44.3	12	12.9	25	12.7	25	17.8						
2-Dec	DEN	A	W	20	50	35.3	54	47.4	17	15.3	16	16.1	20	16.5	44	33.4	60	45.1	24	13.5	18	13.0	11	17.5						
4-Dec	BOS	H	W	21	33	35.2	40	47.0	4	14.8	14	16.0	18	16.6	31	33.3	42	45.0	9	13.2	15	13.1	21	17.6						
7-Dec	LAL	H	W	22	64	36.5	68	48.0	20	15.0	34	16.8	42	17.7	44	33.8	52	45.3	16	13.4	15	13.2	13	17.4						
9-Dec	OKC	A	W	23	44	36.8	44	47.8	11	14.8	14	16.7	29	18.2	24	33.3	50	45.5	15	13.4	8	13.0	20	17.5						
10-Dec	DAL	H	W	24	42	37.0	32	47.2	17	14.9	10	16.4	6	17.7	21	32.8	34	45.0	5	13.1	7	12.7	19	17.6						
12-Dec	BKN	H	W	25	41	37.2	36	46.7	12	14.8	16	16.4	26	18.0	45	33.3	68	45.9	9	12.9	24	13.2	15	17.5						
14-Dec	SAC	H	W	26	54	37.8	50	46.8	14	14.8	28	16.8	20	18.1	39	33.5	50	46.1	7	12.7	18	13.3	15	17.4						
16-Dec	NO	H	W	27	44	38.1	34	46.4	22	15.0	21	17.0	11	17.9	43	33.9	40	45.9	20	13.0	10	13.2	14	17.3						
17-Dec	MIN	A	W	28	28	37.7	40	46.1	11	14.9	4	16.5	18	17.9	20	33.4	46	45.9	19	13.2	19	13.4	26	17.6						
20-Dec	SA	H	L	29	32	37.5	50	46.3	21	15.1	10	16.3	26	18.1	34	33.4	30	45.3	11	13.1	13	13.4	23	17.8						
21-Dec	PHO	A	W	30	38	37.5	44	46.2	14	15.1	28	16.7	16	18.1	47	33.9	54	45.6	12	13.1	21	13.7	14	17.6						
23-Dec	MEM	A	L	31	27	37.2	32	46.7	14	15.0	14	16.6	23	18.2	55	34.5	42	45.5	11	13.0	22	13.9	23	17.8						
26-Dec	PHO	H	W	32	51	37.6	52	45.9	12	14.9	21	16.7	28	18.5	57	35.3	64	46.1	15	13.1	31	14.5	27	18.1						
27-Dec	DAL	A	W	33	38	37.6	44	45.9	11	14.8	23	16.9	19	18.5	54	35.8	34	45.7	17	13.2	7	14.2	25	18.3						
30-Dec	LAC	H	W	34	66	38.5	56	46.2	15	14.8	21	17.0	16	18.5	64	36.6	50	45.8	14	13.2	8	14.1	9	18.0						
31-Dec	NY	A	W	35	17	37.9	34	45.8	21	15.0	7	16.7	9	18.2	34	36.6	54	46.1	22	13.5	17	14.1	18	18.0						
2-Jan	WAS	H	W	36	42	38.0	42	45.7	14	15.0	8	16.5	15	18.1	13	35.9	48	46.1	6	13.3	17	14.2	16	18.0						
5-Jan	OKC	H	W	37	41	38.1	48	45.8	14	14.9	18	16.5	9	17.9	22	35.5	48	46.2	20	13.4	15	14.2	13	17.8						
6-Jan	TOR	A	W	38	28	37.8	42	45.7	13	14.9	17	16.6	23	18.0	35	35.5	54	46.4	19	13.6	6	14.0	22	17.9						
8-Jan	ORL	A	W	39	49	38.1	66	46.2	11	14.8	22	16.7	26	18.2	30	35.4	50	46.5	6	13.4	10	13.9	20	18.0						
10-Jan	CHA	H	W	40	30	37.9	44	46.2	12	14.7	25	16.9	13	18.1	58	36.0	40	46.3	13	13.4	2	13.6	19	18.0						
11-Jan	MIN	A	L	41	29	37.7	36	45.9	14	14.7	10	16.7	14	18.0	36	36.0	56	46.5	10	13.3	20	13.8	17	18.0						
13-Jan	MEM	H	L	42	40	37.7	42	45.8	11	14.6	12	16.6	17	18.0	44	36.1	56	46.8	12	13.3	15	13.8	16	18.0						
15-Jan	MIN	A	W	43	48	38.0	46	45.8	18	14.7	24	16.8	24	18.1	63	36.8	40	46.6	13	13.3	14	13.8	11	17.8						
17-Jan	MIA	A	L	44	32	37.8	50	45.9	11	14.6	19	16.8	24	18.2	51	37.1	64	47.0	10	13.2	23	14.0	20	17.8						
18-Jan	MIL	H	W	45	42	37.9	52	46.0	18	14.7	24	17.0	20	18.3	26	36.8	54	47.2	17	13.3	17	14.1	12	17.7						
20-Jan	GS	H	L	46	58	38.3	64	46.4	23	14.9	9	16.8	25	18.4	28	36.7	48	47.2	17	13.3	14	14.1	19	17.7						
21-Jan	MEM	A	W	47	44	38.5	44	46.4	13	14.8	19	16.9	22	18.5	29	36.5	38	47.0	11	13.3	7	13.9	12	17.6						
23-Jan	MIL	A	L	48	30	38.3	48	46.4	8	14.7	13	16.8	23	18.6	33	36.4	58	47.2	5	13.1	23	14.1	34	18.0						
25-Jan	BOS	A	L	49	33	38.2	48	46.4	11	14.6	15	16.8	22	18.7	33	36.3	64	47.6	13	13.1	11	14.1	23	18.1						
27-Jan	PHI	A	W	50	26	37.9	52	46.6	19	14.5	22	16.9	24	18.8	50	36.6	58	47.8	6	13.0	18	14.1	35	18.4						
29-Jan	IND	A	L	51	40	38.0	40	46.4	9	14.4	7	16.7	11	18.6	41	36.7	64	48.1	11	12.9	10	14.1	20	18.4						
31-Jan	SAC	H	W	52	46	38.1	38	46.3	13	14.4	13	16.6	12	18.5	38	36.7	32	47.8	7	12.8	0	13.8	4	18.2						
2-Feb	ATL	H	L	53	22	37.8	38	46.1	12	14.4	12	16.5	22	18.5	28	36.6	58	48.0	18	12.9	14	13.8	8	18.0						
3-Feb	CHI	H	W	54	46	38.0	46	46.1	16	14.4	19	16.6	17	18.5	41	36.6	60	48.2	17	13.0</										

Standings

Eastern Conference

ATLANTIC	W	L	PCT	GB	HOME	ROAD
Boston	53	29	.646	-	30-11	23-18
Toronto	51	31	.622	2	28-13	23-18
New York	31	51	.378	22	19-22	12-29
Philadelphia	28	54	.341	25	17-24	11-30
Brooklyn	20	62	.244	33	13-28	7-34
CENTRAL	W	L	PCT	GB	HOME	ROAD
Cleveland	51	31	.622	-	31-10	20-21
Milwaukee	42	40	.512	9	23-18	19-22
Indiana	42	40	.512	9	29-12	13-28
Chicago	41	41	.500	10	25-16	16-25
Detroit	37	45	.451	14	24-17	13-28
SOUTHEAST	W	L	PCT	GB	HOME	ROAD
Washington	49	33	.598	-	30-11	19-22
Atlanta	43	39	.524	6	23-18	20-21
Miami	41	41	.500	8	23-18	18-23
Charlotte	36	46	.439	13	22-19	14-27
Orlando	29	53	.354	20	16-25	13-28

Western Conference

SOUTHWEST	W	L	PCT	GB	HOME	ROAD
San Antonio	61	21	.744	-	31-10	30-11
Houston	55	27	.671	6	30-11	25-16
Memphis	43	39	.524	18	24-17	19-22
New Orleans	34	48	.415	27	21-20	13-28
Dallas	33	49	.402	28	21-20	12-29
NORTHWEST	W	L	PCT	GB	HOME	ROAD
Utah	51	31	.622	-	29-12	22-19
Oklahoma City	47	35	.573	4	28-13	19-22
Portland	41	41	.500	10	25-16	16-25
Denver	40	42	.488	11	22-19	18-23
Minnesota	31	51	.378	20	20-21	11-30
PACIFIC	W	L	PCT	GB	HOME	ROAD
Golden State	67	15	.817	-	36-5	31-10
L.A. Clippers	51	31	.622	16	29-12	22-19
Sacramento	32	50	.390	35	17-24	15-26
L.A. Lakers	26	56	.317	41	17-24	9-32
Phoenix	24	58	.293	43	15-26	9-32

Head-to-Head Win Grid

	ATL	BOS	BRK	CHA	CHI	CLE	DAL	DEN	DET	GS	HOU	IND	LAC	LAL	MEM	MIA	MIL	MIN	NO	NY	OKC	ORL	PHI	PHO	POR	SAC	SA	TOR	UTA	WAS
BOS	1	--	4	4	2	1	2	0	3	1	1	3	1	2	2	4	2	2	1	3	0	3	3	1	1	1	0	1	2	2
TOR	1	3	4	2	1	1	2	2	3	0	1	2	1	2	1	3	3	1	2	4	1	2	3	0	2	0	--	2	2	
NY	1	1	2	2	3	0	1	0	2	0	0	3	0	1	1	2	1	2	0	--	0	3	2	0	1	2	1	0	0	0
PHI	0	1	3	2	1	0	1	1	1	0	0	1	1	1	0	2	2	1	1	2	0	1	--	1	1	1	0	1	0	2
BRK	2	0	--	1	1	0	0	1	2	0	0	1	1	1	1	0	0	1	1	2	0	1	1	2	0	1	0	0	0	0

CENTRAL DIVISION

CLE	1	3	3	4	0	--	1	2	1	1	3	0	2	1	1	3	2	1	4	1	3	3	2	1	1	0	3	1	2
MIL	1	1	4	2	3	1	0	3	0	1	3	2	1	1	1	--	1	1	2	1	2	2	2	2	2	1	1	0	1
IND	2	0	3	2	2	1	1	0	4	0	2	--	2	1	1	1	1	1	2	4	3	1	1	2	0	1	1	1	1
CHI	1	2	3	2	--	4	0	0	2	1	0	2	0	1	1	2	1	0	2	0	1	3	3	1	1	2	1	2	2
DET	2	1	1	3	2	2	2	2	--	0	1	0	1	2	1	2	1	2	1	2	1	1	2	1	2	0	1	0	1

SOUTHEAST DIVISION

WAS	3	2	4	3	3	1	0	2	2	1	0	3	1	2	1	0	3	1	2	4	1	2	1	2	2	2	0	1	0	--
ATL	--	2	2	1	3	3	2	2	1	0	2	1	0	0	1	2	3	0	1	3	1	2	4	1	1	1	1	2	0	1
MIA	2	0	3	2	1	3	1	1	2	1	2	2	0	1	1	--	3	2	1	1	0	1	2	1	0	2	0	1	1	4
CHA	3	0	3	--	1	0	2	2	1	0	0	2	0	2	1	2	1	1	0	1	2	4	1	1	1	1	0	2	1	1
ORL	2	0	2	0	1	0	1	0	3	0	0	0	0	1	1	3	1	0	1	1	1	--	3	1	1	1	1	2	0	2

SOUTHWEST DIVISION

SA	1	2	2	2	1	2	3	3	2	2	3	2	1	3	2	2	1	4	3	1	2	1	2	2	2	4	--	2	2	2
HOU	0	1	2	2	2	1	4	4	1	1	--	0	2	2	2	0	1	3	3	2	3	2	2	4	2	4	1	1	1	2
MEM	1	0	1	1	1	1	2	3	1	2	2	1	1	1	--	1	1	3	2	1	1	1	2	3	1	2	2	1	3	1
NO	1	1	1	2	0	1	2	1	1	0	1	1	1	2	2	1	1	3	--	2	0	1	1	3	3	1	1	0	0	0
DAL	0	0	2	0	2	1	--	1	0	0	0	1	2	4	2	1	2	1	2	1	1	1	1	1	2	1	1	0	1	0

NORTHWEST DIVISION

UTA	2	0	2	1	0	1	3	2	2	1	2	1	1	4	1	1	2	3	3	2	1	2	2	3	2	3	2	0	--	2
OKC	1	2	2	0	1	1	2	3	1	0	1	0	2	2	3	2	1	3	4	2	--	1	2	2	1	2	1	1	3	1
POR	1	1	2	1	1	1	2	3	0	0	1	1	0	4	2	2	0	3	1	1	3	1	1	3	--	2	2	0	2	0
DEN	0	2	1	0	2	1	3	--	0	1	0	2	3	2	0	1	2	2	3	2	1	4	1	2	0	0	2	0	0	0
MIN	2	0	1	1	2	0	2	2	0	1	1	1	2	2	1	0	1	--	0	0	1	2	1	3	1	1	0	1	1	1

League Leaders

Points Per Game

	G	FG	PTS	AVG
Westbrook, OKC.	81	824	710	2558
Harden, Hou.	81	674	746	2356
Thomas, Bos.	76	682	590	2199
Davis, N.O.	75	770	519	2099
deRozan, Tor.	74	721	545	2020
Lillard, Por.	75	661	488	2024
Cousins, Sac.-N.O.	72	647	517	1942
James, Cle.	74	736	358	1954
Leonard, S.A.	74	636	469	1888
Curry, G.S.	79	675	325	1999
Irving, Cle.	72	671	297	1816
Towns, Min.	82	802	356	2061
Durant, G.S.	62	551	336	1555
Butler, Chi.	76	570	585	1816
George, Ind.	75	622	336	1775
Wiggins, Min.	82	709	412	1933
Walker, Cha.	79	643	304	1830
Wall, Was.	78	647	422	1805
Beal, Was.	77	637	282	1779
McCollum, Por.	80	692	268	1837

Field Goal Percentage

	FG	FGA	PCT
Jordan, LA-C	412	577	.714
Gobert, Utah	413	625	.661
Capela, Hou.	362	563	.643
Howard, Atl.	388	613	.633
Gortat, Was.	390	674	.579
Jokic, Den.	494	854	.578
Adams, OKC.	374	655	.571
Whiteside, Mia.	542	973	.557
Valanciunas, Tor.	391	702	.557
James, Cle.	736	1344	.548

Steals Per Game

	G	STL	AVG
Green, G.S.	76	154	2.03
Wall, Was.	78	157	2.01
Paul, LA-C	61	119	1.95
Covington, Phi.	67	127	1.90
Butler, Chi.	76	143	1.88
Ariza, Hou.	80	147	1.84
Curry, G.S.	79	142	1.80
Leonard, S.A.	74	133	1.80
Rubio, Min.	75	128	1.71
McConnell, Phi.	81	134	1.65

Rebounds Per Game

	G	OFF	DEF	TOT	AVG
Whiteside, Mia.	77	293	795	1088	14.1
Drummond, Det.	81	345	770	1115	13.8
Jordan, LA-C	81	298	816	1114	13.8
Gobert, Utah	81	314	721	1035	12.8
Howard, Atl.	74	296	644	940	12.7
Towns, Min.	82	296	711	1007	12.3
Davis, N.O.	75	172	712	884	11.8
Love, Cle.	60	148	518	666	11.1
Cousins, Sac.-N.O.	72	152	642	794	11.0
Westbrook, OKC.	81	137	727	864	10.7
Vucevic, Ori.	75	176	603	779	10.4
Gortat, Was.	82	238	611	849	10.4
Jokic, Den.	73	212	506	718	9.8
Valanciunas, Tor.	80	226	533	759	9.5
Thompson, Cle.	78	286	429	715	9.2
Antetokounmpo, Mil.	80	142	558	700	8.8
James, Cle.	74	97	542	639	8.6
Randle, LA-L	74	151	486	637	8.6
Durant, G.S.	62	39	474	513	8.3
Randolph, Mem.	73	182	416	598	8.2

3-Point Percentage

	PCT.	3FG	3GA
Korver, Atl.-Cle.	162	359	.451
Crabbe, Por.	134	302	.444
Ingles, Utah	123	279	.441
Porter, Was.	148	341	.434
Redick, LA-C	201	468	.429
Curry, G.S.	137	322	.425
McCollum, Por.	185	439	.421
Harris, Den.	107	255	.420
Babbitt, Mia.	87	210	.414
Thompson, G.S.	268	647	.414

Blocks Per Game

	G	BLK	AVG
Gobert, Utah	81	214	2.64
Davis, N.O.	75	167	2.23
Turner, Ind.	81	173	2.14
Whiteside, Mia.	77	162	2.10
Porzingis, N.Y.	66	129	1.95
Antetokounmpo, Mil.	80	151	1.89
Jordan, LA-C	81	134	1.65
Lopez, Brk.	75	124	1.65
Durant, G.S.	62	99	1.60
Ibaka, Ori.-Tor.	79	124	1.57

Assists Per Game

	G	AST	AVG
Harden, Hou.	81	907	11.2
Wall, Was.	78	831	10.7
Westbrook, OKC.	81	840	10.4
Paul, LA-C	61	563	9.2
Rubio, Min.	75	682	9.1
James, Cle.	74	646	8.7
Teague, Ind.	67	638	7.8
Holiday, N.O.	82	489	7.3
Green, G.S.	76	533	7.0
Lowry, Tor.	60	417	7.0
Rondo, Chi.	69	461	6.7
Curry, G.S.	79	524	6.6
McConnell, Phi.	81	534	6.6
Payton, Ori.	82	529	6.5
Bledsoe, Phi.	68	418	6.3
Schroder, Atl.	79	499	6.3
Conley, Mem.	69	433	6.3
Batum, Cha.	77	456	5.9
Thomas, Bos.	76	448	5.9
Lillard, Por.	75	440	5.9

Free Throw Percentage

	FT	FTA	PCT
McCollum, Por.	268	294	.912
Thomas, Bos.	590	649	.909
Irving, Cle.	297	328	.905
Gallinari, Den.	349	387	.902
George, Ind.	336	374	.898
Curry, G.S.	325	362	.898
Lillard, Por.	488	545	.895
Bogdanovic, Brk.-Was	217	243	.893
Belinelli, Cha.	150	168	.893
Paul, LA-C	232	260	.892

Minutes Per Game

	G	MIN	AVG
Harden, Hou.	82	3125	38.1
James, Cle.	74	2795	37.8
Lowry, Tor.	60	2244	37.4
Wiggins, Min.	82	3048	37.2
Butler, Chi.	76	2803	37.0
Towns, Min.	82	3031	37.0
Harden, Hou.	81	2947	36.4
Wall, Was.	78	2836	36.4
Davis, N.O.	75	2708	36.1
Lillard, Por.	75	2693	35.9
George, Ind.	75	2689	35.9

Rookie Leaders

Points Per Game

	G	FG	PTS	AVG
Embiid, Phi.	31	200	191	627
Sanic, Phi.	81	381	172	1040
Hield, N.O.-Sac.	82	327	64	866
Brogdon, Mil.	75	290	109	767
Ferrell, Brk.-Dal.	46	160	74	462
Murray, Den.	82	295	106	811
Ingram, LA-L	79	276	133	740
Chriss, Phi.	82	284	113	753
Labissiere, Sac.	33	117	52	289
LeVert, Brk.	57	171	67	468
Hernangomez, N.Y.	72	246	91	587
Zubac, LA-L	38	126	32	284
Whitehead, Brk.	73	204	91	543
Ulis, Phi.	61	184	55	444
Brown, Bos.	78	192	85	445
Luwawu, Phi.	69	145	105	445
McGruder, Mia.	78	190	44	497
Kuzminkas, N.Y.	68	158	55	425
T. Williams, Mem.-Hou.	30	73	21	185
Abrines, OKC.	68	134	44	406

Field Goal Percentage

	FG	FGA	PCT
Hernangomez, N.Y.	246	465	.529
Embiid, Phi.	200	429	.466
Brogdon, Mil.	290	635	.457
Brown, Bos.	192	423	.454
LeVert, Brk.	171	380	.450
Chriss, Phi.	284	632	.449
Kuzminkas, N.Y.	158	368	.429
Hield, N.O.-Sac.	327	767	.426
Ulis, Phi.	184	437	.421
McGruder, Mia.	190	460	.413

Steals Per Game

	G	STL	AVG
Brogdon, Mil.	75	84	1.12
Dunn, Min.	78	78	1.00
Ferrell, Brk.-Dal.	46	42	0.91
T. Williams, Mem.-Hou	30	27	0.90
Embiid, Phi.	31	27	0.87
LeVert, Brk.	57	49	0.86
Chriss, Phi.	82	67	0.82
Ulis, Phi.	61	48	0.79
Harrison, Mem.	72	53	0.74
Prince, Atl.	59	43	0.73

Rebounds Per Game

	G	OFF	DEF	TOT	AVG
Embiid, Phi.	31	61	182	243	7.8
Hernangomez, N.Y.	72	170	332	502	7.0
Sanic, Phi.	81	112	401	513	6.3
Labissiere, Sac.	33	51	111	162	4.9
Chriss, Phi.	82	96	252	348	4.2
Zubac, LA-L	38	41	118	159	4.2
Ingram, LA-L	79	60	256	316	4.0
Sabonis, OKC.	81	46	242	288	3.6
Slakam, Tor.	55	64	121	185	3.4
LeVert, Brk.	57	23	165	188	3.3
Hield, N.O.-Sac.	82	35	235	270	3.3
McGruder, Mia.	78	94	162	256	3.3
Poeltl, Tor.	54	78	87	165	3.1
Hernangomez, Den.	62	43	144	187	3.0
Zinser, Chi.	44	15	110	125	2.8
Brogdon, Mil.	75	47	166	213	2.8
Brown, Bos.	78	45	175	220	2.8
Finney-Smith, Dal.	81	55	167	222	2.7
Prince, Atl.	59	25	132	157	2.7
Valentine, Chi.	57	11	140	151	2.6

3-Point Percentage

	PCT.	3FG	3GA
Hernangomez, Den.	46	113	.407
Brogdon, Mil.	78	193	.404
Bertans, S.A.	69	173	.399
Hield, N.O.-Sac.	148	379	.391
Ferrell, Brk.-Dal.	68	176	.386
Abrines, OKC.	94	247	.381
Valentine, Chi.	73	208	.351
Brown, Bos.	46	135	.341
Murray, Den.	115	344	.334
McCaw, G.S.	41	123	.333

Blocks Per Game

	G	BLK	AVG
Embiid, Phi.	31	76	2.45
Zubac, LA-L	38	33	0.87
Chriss, Phi.	82	70	0.85
Slakam, Tor.	55	45	0.82
Bender, Phi.	43	22	0.51
Hernangomez, N.Y.	72	36	0.50
Whitehead, Brk.	73	36	0.49
Davis, Mem.	36	17	0.47
Dunn, Min.	78	36	0.46
Prince, Atl.	59	27	0.46

Assists Per Game

	G	AST	AVG
Brogdon, Mil.	75	317	4.2
Ferrell, Brk.-Dal.	46	172	3.7
Ulis, Phi.	61	226	3.7
Harrison, Mem.	72	198	2.8
Delaney, Atl.	73	193	2.6
Whitehead, Brk.	73	192	2.6
Dunn, Min.	78	188	2.4
Sanic, Phi.	81	182	2.2
Embiid, Phi.	31	66	2.1
Ingram, LA-L	79	166	2.1
Murray, Den.	82	170	2.1
Baker, N.Y.	52	107	2.1
Chriss, OKC.	64	130	2.0
LeVert, Brk.	57	110	1.9
Baldwin, Mem.	33	61	1.8
Satoransky, Was.	57	92	1.6
McGruder, Mia.	78	124	1.6
Hield, N.O.-Sac.	82	121	1.5
Felder, Cle.	42	58	1.4
Hernangomez, N.Y.	72	96	1.3

Free Throw Percentage

	FT	FTA	PCT
Murray, Den.	106	120	.883
Brogdon, Mil.	109	126	.865
Luwawu, Phi.	105	123	.854
Hield, N.O.-Sac.	64	76	.842
Ferrell, Brk.-Dal.	74	89	.831
Delaney, Atl.	75	93	.806
Whitehead, Brk.	91	113	.805
Prince, Atl.	74	94	.787
Embiid, Phi.	191	244	.783
Sanic, Phi.	172	220	.782

Minutes Per Game

	G	MIN	AVG
Ingram, LA-L	79	2279	28.9
Brogdon, Mil.	75	1982	26.4
Sanic, Phi.	81	2129	26.3
Ferrell, Brk.-Dal.	46	1197	26.0
Embiid, Phi.	31	786	25.4
McGruder, Mia.	78	1966	25.2
Hield, N.O.-Sac.	82	1888	23.3
Whitehead, Brk.	73	1643	22.5
LeVert, Brk.	57	1237	21.7
Murray, Den.	82	1765	21.5

Team Leaders (Totals)

Team Totals

TEAM	FIELD GOALS				3-POINTERS				FREE THROWS				REBOUNDS				AST	PF	DQ	STL	TO	BLK	PTS	AVG.
	G	MADE	ATT.	PCT.	MADE	ATT.	PCT.	MADE	ATT.	PCT.	OFF.	DEF.	TOT.	OFF.	DEF.	TOT.								
G.S.	82	3532	7140	.495	982	2562	.383	1457	1850	.788	770	2873	3643	2491	1585	4	785	1211	555	9503	115.9			
Hou.	82	3305	7152	.462	1181	3306	.357	1667	2177	.766	892	2746	3638	2070	1634	5	670	1240	352	9458	115.3			
Den.	82	3377	7194	.469	870	2365	.368	1537	1986	.774	966	2837	3803	2077	1567	3	568	1226	323	9161	111.7			
Clev.	82	3275	6963	.470	1067	2779	.384	1431	1913	.748	766	2822	3588	1858	1486	8	539	1121	329	9048	110.3			
Wash.	82	3388	7137	.475	756	2030	.372	1421	1812	.784	843	2671	3514	1956	1745	11	693	1162	337	8953	109.2			
LA-C	82	3242	6820	.475	841	2245	.375	1586	2128	.745	738	2789	3527	1848	1626	4	612	1063	348	8911	108.7			
Bos.	82	3168	6978	.454	985	2742	.359	1536	1903	.807	744	2698	3442	2069	1686	6	617	1088	340	8857	108.0			
Port.	82	3243	7060	.459	852	2273	.375	1513	1940	.780	830	2750	3580	1733	1736	15	574	1126	408	8851	107.9			
Phoe.	82	3270	7260	.450	615	1854	.332	1676	2159	.776	976	2712	3688	1604	2030	20	673	1264	399	8831	107.7			
Tor.	82	3211	6918	.464	725	1996	.363	1615	2028	.796	871	2676	3547	1517	1708	6	677	1041	400	8762	106.9			
OKC.	82	3237	7169	.452	692	2116	.327	1575	2113	.745	1002	2821	3823	1721	1715	6	648	1230	408	8741	106.6			
Brk.	82	3102	6987	.444	877	2591	.338	1592	2020	.788	721	2879	3600	1756	1726	8	593	1356	388	8673	105.8			
Minn.	82	3235	6923	.467	601	1724	.349	1586	1986	.799	938	2540	3478	1940	1646	9	654	1150	370	8657	105.6			
S.A.	82	3222	6864	.469	753	1927	.391	1440	1806	.797	821	2777	3598	1954	1498	2	655	1101	484	8637	105.3			
Ind.	82	3221	6931	.465	709	1885	.376	1467	1811	.810	742	2702	3444	1844	1597	7	669	1130	411	8618	105.1			
Cha.	82	3093	7000	.442	824	2347	.351	1591	1953	.815	721	2853	3574	1891	1360	7	571	942	390	8601	104.9			
LA-L	82	3224	7164	.450	730	2110	.346	1397	1853	.754	933	2636	3569	1716	1698	7	674	1243	320	8575	104.6			
N.Y.	82	3244	7253	.447	704	2022	.348	1364	1731	.788	983	2722	3705	1786	1668	13	582	1140	453	8556	104.3			
N.O.	82	3210	7130	.450	768	2196	.350	1368	1825	.750	703	2879	3582	1869	1490	5	638	1054	453	8556	104.3			
Milw.	82	3182	6714	.474	720	1947	.370	1413	1839	.768	722	2589	3311	1984	1660	7	666	1145	437	8497	103.6			
Miami	82	3202	7037	.455	808	2213	.365	1248	1768	.706	872	2705	3577	1742	1680	7	588	1102	472	8460	103.2			
Atl.	82	3123	6918	.451	729	2137	.341	1484	2039	.728	842	2793	3635	1938	1491	5	672	1294	397	8459	103.2			
Chi.	82	3169	7141	.444	623	1831	.340	1474	1848	.798	999	2797	3796	1851	1455	4	643	1112	393	8435	102.9			
Sac.	82	3105	6734	.461	377	1960	.376	1483	1913	.775	715	2652	3367	1844	1667	9	627	1201	325	8430	102.8			
Phil.	82	3088	6990	.442	831	2443	.340	1393	1806	.771	807	2706	3513	1949	1793	10	692	1367	417	8400	102.4			
Det.	82	3269	7282	.449	631	1914	.330	1140	1586	.719	808	2838	3746	1732	1467	4	574	973	310	8309	101.3			
Orl.	82	3139	7133	.440	701	2139	.328	1309	1753	.747	807	2734	3541	1820	1584	5	580	1091	396	8288	101.1			
Utah	82	3033	6515	.466	791	2128	.372	1401	1875	.747	771	2774	3545	1651	1545	7	550	1118	410	8258	100.7			
Mem.	82	2984	6854	.435	767	2169	.354	1504	1918	.784	886	2621	3507	1744	1840	15	653	1059	344	8239	100.5			
Dall.	82	2968	6750	.440	878	2473	.355	1215	1516	.801	647	2516	3163	1705	1567	8	614	972	307	8029	97.9			

Opponent Totals

TEAM	FIELD GOALS				3-POINTERS				FREE THROWS				REBOUNDS				AST	PF	DQ	STL	TO	BLK	PTS	AVG.	Diff.
	MADE	ATT.	PCT.	MADE	ATT.	PCT.	MADE	ATT.	PCT.	OFF.	DEF.	TOT.	AST												
Utah	2978	6723	.443	671	1874	.358	1308	1701	.769	742	2554	3296	1463	1655	7	598	995	312	7935	96.8	+3.9				
S.A.	3032	6840	.443	668	1943	.344	1315	1705	.771	800	2600	3400	1757	1623	3	614	1184	333	8047	98.1	+7.2				
Mem.	2864	6465	.443	813	2299	.354	1658	2202	.753	761	2692	3453	1645	1708	10	574	1171	410	8199	100.0	+0.5				
Dall.	3035	6477	.469	788	2074	.380	1411	1827	.772	727	2923	3650	1743	1591	6	535	1226	280	8269	100.8	-2.9				
Miami	3108	6904	.450	639	1864	.343	1518	1940	.782	837	2737	3574	1611	1530	5	556	1121	400	8373	102.1	+1.1				
Chi.	3236	7099	.456	731	2121	.345	1197	1555	.770	843	2698	3541	1939	1541	3	602	1099	378	8400	102.4	+0.4				
Det.	3144	6830	.460	767	2098	.366	1346	1726	.780	656	2860	3516	1929	1434	3	551	1046	341	8401	102.5	-1.1				
Tor.	3052	6801	.449	794	2240	.354	1519	1948	.780	831	2620	3451	1786	1666	5	547	1200	392	8417	102.6	+4.2				
Milw.	3116	6802	.458	816	2312	.353	1464	1900	.771	845	2636	3481	1974	1579	9	609	1205	375	8512	103.8	-0.2				
Atl.	3178	7155	.444	893	2502	.357	1280	1658	.772	876	2722	3598	1919	1768	14	738	1262	424	8529	104.0	-0.9				
G.S.	3181	7311	.435	737	2277	.324	1450	1905	.761	963	2604	3567	1862	1588	4	705	1272	313	8549	104.3	+11.6				
LA-C	3163	6999	.452	753	2154	.350	1480	1917	.772	837	2700	3537	1891	1835	12	577	1084	258	8559	104.4	+4.3				
Cha.	3237	7091	.456	950	2577	.369	1161	1496	.776	731	2909	3600	2012	1631	6	539	1071	451	8585	104.7	+0.2				
Ind.	3115	6909	.451	849	2389	.355	1557	1974	.789	879	2751	3630	1832	1599	8	661	1225	407	8636	105.3	-0.2				
Bos.	3168	7035	.450	735	2213	.332	1570	2042	.769	883	2769	3652	1851	1664	10	623	1141	426	8641	105.4	+2.6				
OKC.	3215	6998	.459	724	2036	.356	1525	1996	.764	750	2583	3333	1758	1697	9	698	1129	450	8679	105.8	+0.8				
N.O.	3286	7299	.450	863	2445	.353	1293	1697	.762	872	3091	3963	1921	1581	10	603	1144	348	8728	106.4	-2.1				
Sac.	3153	6824	.462	896	2462	.364	1546	1988	.778	826	2689	3515	1941	1646	10	694	1145	420	8748	106.7	-3.9				
Minn.	3246	6829	.475	811	2213	.366	1445	1881	.768	806	2508	3314	1896	1681	6	629	1169	413	8748	106.7	-1.1				
Clev.	3333	7284	.458	850	2353	.361	1271	1644	.773	902	2724	3626	2024	1690	5	598	1033	352	8787	107.2	+3.2				
Wash.	3253	6978	.466	810	2224	.364	1489	1982	.751	868	2661	3529	1870	1621	12	606	1257	377	8805	107.4	+1.8				
Orl.	3304	7081	.467	794	2160	.368	1425	1860	.766	799	2934	3733	1936	1532	9	622	1069	420	8827	107.6	-6.6				
N.Y.	3259	7161	.455	806	2313	.348	1533	1988	.771	953	2715	3668	1786	1516	6	615	1061	374	8857	108.0	-3.7				
Phil.	3244	7040	.461	729	2044	.357	1650	2135	.773	886	2801	3687	1859	1610	6	705	1242	445	8867	108.1	-5.7				
Port.	3213	7069	.455	762	2058	.370	1706	2173	.785	830	2778	3608	1688	1624	4	633	1052	431	8894	108.5	-0.5				
Hou.	3375	7286	.463	820	2389	.343	1415	1819	.778	878	2735	3613	1979	1674	11	697	1235	409	8985	109.6	+5.8				
Den.	3454	7248	.477	808	2153	.375	1403	1794	.782	770	2576	3346	1972	1653	11	681	982	404	9119	111.2	-6.9				
LA-L	3405	7054	.483	830	2246	.370	1499	1966	.762	843	2801	3644	2110	1520	9	698	1188	441	9139	111.5	-6.9				
Brk.	3414	7449	.458	816	2232	.366	1581	2049	.772	902	2965	3867	1888	1818	9	780	1092	457	9225	112.5	-6.7				
Phoe.	3300	7070	.467	825	2159	.382	1868	2387	.783	840	2772	3612	1818	1822	5	663	1222	435	9293	113.3	-5.6				
AVG	3202	7004	.457	792	2214	.358	1463	1895	.772	831	2737	3568	1855	1632	8	632	1244	389	8658	105.6	--				
TOTAL	96061	210111	--	23748	66424	--	43883	56855	--	24936	82108	107044	55560	48950	227	18951	34322	11676	259753	--	--				

Team Leaders (Averages)

Team Averages

TEAM	G	FIELD GOALS			3-POINTERS			FREE THROWS			REBOUNDS			AST	PF	DQ	STL	TO	BLK	PTS
		MADE	ATT	PCT	MADE	ATT	PCT	MADE	ATT	PCT	OFF	DEF	TOT							
All.	82	38.09	84.37	451	8.89	26.06	341	18.10	24.87	728	10.27	34.06	44.33	23.63	18.18	0.06	8.20	15.78	4.84	103.2
Bos.	82	38.63	85.10	454	12.01	33.44	359	18.73	23.21	807	9.07	32.90	41.98	25.23	20.56	0.07	7.52	13.27	4.15	108.0
Brk.	82	37.83	85.21	444	10.70	31.60	338	19.41	24.63	788	8.79	35.11	43.90	21.41	21.05	0.10	7.23	16.54	4.73	105.8
Cha.	82	37.72	85.37	442	10.05	28.62	351	19.40	23.82	815	8.79	34.79	43.59	23.06	16.59	0.09	6.96	11.49	4.76	104.9
Chi.	82	38.65	87.09	444	7.60	22.33	340	17.98	22.54	798	12.18	34.11	46.29	22.57	17.74	0.05	7.84	13.67	4.79	102.9
Clev.	82	39.94	84.91	470	13.01	33.89	384	17.45	23.33	748	9.34	34.41	43.76	22.66	18.12	0.10	6.57	13.66	4.01	110.3
Dall.	82	36.20	82.32	440	10.71	30.16	355	14.82	18.49	801	7.89	30.68	38.57	20.79	19.11	0.10	7.49	11.85	3.74	97.9
Den.	82	41.18	87.73	469	10.61	28.84	368	18.74	24.22	774	11.78	34.60	46.38	25.33	19.11	0.04	6.93	14.95	3.94	111.7
Det.	82	39.87	88.80	449	7.70	23.34	330	13.90	19.34	719	11.07	34.61	45.68	21.12	17.89	0.05	7.00	11.87	3.78	101.3
G.S.	82	43.07	87.07	495	11.98	31.24	383	17.77	22.56	788	9.39	35.04	44.43	30.38	19.33	0.05	9.57	14.77	6.77	115.9
Hou.	82	40.30	87.22	462	14.40	40.32	357	20.33	26.55	766	10.88	33.49	44.37	25.24	19.93	0.06	8.17	15.12	4.29	115.3
Ind.	82	39.28	84.52	465	8.65	22.99	376	17.89	22.09	810	9.05	32.95	42.00	22.49	19.48	0.09	8.16	13.78	5.01	105.1
LA-C	82	39.54	83.17	475	10.26	27.38	375	19.34	25.95	745	9.00	34.01	43.01	22.54	19.83	0.05	7.46	12.96	4.24	108.7
LA-L	82	39.32	87.37	450	8.90	25.73	346	17.04	22.60	754	11.38	32.15	43.52	22.93	20.71	0.09	8.22	15.16	3.90	104.6
Mem.	82	36.39	83.59	435	9.35	26.45	354	18.34	23.39	784	10.80	31.96	42.77	21.27	22.44	0.18	7.96	12.91	4.20	100.5
Miami	82	39.05	85.82	455	9.85	26.99	365	15.22	21.56	706	10.63	32.99	43.62	21.24	20.49	0.09	7.17	13.44	5.76	103.2
Milw.	82	38.80	81.88	474	8.78	23.74	370	17.23	22.43	768	8.80	31.57	40.38	24.20	20.24	0.09	8.12	13.96	5.33	103.6
Minn.	82	39.45	84.43	467	7.33	21.02	349	19.34	24.22	799	11.44	30.98	42.41	23.66	20.07	0.11	7.98	14.02	4.51	105.6
N.O.	82	39.15	86.95	450	9.37	26.78	350	16.68	22.26	750	8.57	35.11	43.68	22.79	18.17	0.06	7.78	12.85	5.52	104.3
N.Y.	82	39.56	88.45	447	8.59	24.66	348	16.63	21.11	788	11.99	33.20	45.18	21.78	20.34	0.16	7.10	13.90	5.52	104.3
OKC.	82	39.48	87.43	452	8.44	25.80	327	19.21	25.77	745	12.22	34.40	46.62	20.99	20.91	0.07	7.90	15.00	4.98	106.6
Orl.	82	38.28	86.99	440	8.55	26.09	328	15.96	21.38	747	9.84	33.34	43.18	22.20	19.32	0.06	7.07	13.30	4.83	101.1
Phil.	82	37.66	85.24	442	10.13	29.79	340	16.99	22.02	771	9.84	33.00	42.84	23.77	21.87	0.12	8.44	16.67	5.09	102.4
Phoe.	82	39.88	88.54	450	7.50	22.61	332	20.44	26.33	776	11.90	33.07	44.98	19.56	24.76	0.24	8.21	15.41	4.87	107.7
Port.	82	39.55	86.10	459	10.39	27.72	375	18.45	23.66	780	10.12	33.54	43.66	21.13	21.17	0.18	7.00	13.73	4.98	107.7
Sac.	82	37.87	82.12	461	8.99	23.39	376	18.09	23.33	775	8.72	32.34	41.06	22.49	20.33	0.11	7.65	14.65	3.96	102.8
S.A.	82	39.29	83.71	469	9.18	23.50	391	17.56	22.02	797	10.01	33.87	43.88	23.83	18.27	0.02	7.99	13.43	5.90	105.3
Tor.	82	39.16	84.37	464	8.84	24.34	363	19.70	24.73	796	10.62	32.63	43.26	18.50	20.83	0.07	8.26	12.70	4.88	106.9
Utah	82	36.99	79.45	466	9.65	25.95	372	17.09	22.87	747	9.40	33.83	43.23	20.13	18.84	0.09	6.71	13.63	5.00	100.7
Wash.	82	41.32	87.04	475	9.22	24.06	372	17.33	22.10	784	10.28	32.57	42.85	23.85	21.28	0.13	8.45	14.17	4.11	109.2

Opponent Averages

TEAM	G	FIELD GOALS			3-POINTERS			FREE THROWS			REBOUNDS			AST	PF	DQ	STL	TO	BLK	PTS
		MADE	ATT	PCT	MADE	ATT	PCT	MADE	ATT	PCT	OFF	DEF	TOT							
All.	82	38.76	87.26	444	10.89	30.51	357	15.61	20.22	772	10.68	33.20	43.88	23.40	21.56	0.17	9.00	15.39	5.17	104.0
Bos.	82	38.63	85.79	450	8.96	26.99	332	19.15	24.90	769	10.77	33.77	44.54	22.57	20.29	0.12	7.60	13.91	5.20	105.4
Brk.	82	41.63	90.84	458	9.95	27.22	366	19.28	24.99	772	11.00	36.16	47.16	23.02	20.38	0.11	9.51	13.32	5.57	112.5
Cha.	82	39.48	86.48	456	11.59	31.43	369	14.16	18.24	776	8.91	35.48	44.39	24.54	19.89	0.07	6.57	13.06	5.50	104.7
Chi.	82	39.46	86.57	456	8.91	25.87	345	14.60	18.96	770	10.28	32.90	43.18	23.65	18.79	0.07	7.34	13.40	4.61	102.4
Clev.	82	40.65	88.83	458	10.37	28.70	361	15.50	20.05	773	11.00	33.22	44.22	24.68	20.61	0.06	7.29	12.60	4.29	107.2
Dall.	82	37.01	78.99	469	9.61	25.29	380	17.21	22.28	772	8.87	35.65	44.51	21.26	19.40	0.07	6.52	14.95	3.41	100.8
Den.	82	42.12	88.39	477	9.85	26.26	375	17.11	21.88	782	9.39	31.41	40.80	24.05	20.16	0.13	8.30	11.98	4.93	111.2
Det.	82	38.34	83.29	460	9.35	25.59	366	16.41	21.05	780	8.00	34.88	42.88	23.52	17.49	0.04	6.72	12.76	4.16	102.5
G.S.	82	38.79	89.16	435	8.99	27.77	324	17.68	23.23	761	11.74	31.76	43.50	22.71	19.37	0.05	8.60	15.51	3.82	104.3
Hou.	82	41.16	88.85	463	10.00	29.13	343	17.26	22.18	778	10.71	33.35	44.06	24.13	20.41	0.13	8.50	15.06	4.99	109.6
Ind.	82	37.99	84.26	451	10.35	29.13	355	18.99	24.07	789	10.72	33.55	44.27	22.34	19.50	0.10	8.06	14.94	4.96	105.3
LA-C	82	38.57	85.35	452	9.18	26.27	350	18.05	23.38	772	10.21	32.93	43.13	23.06	22.38	0.15	7.04	13.22	3.15	104.4
LA-L	82	41.52	86.02	483	10.12	27.39	370	18.28	23.98	762	10.28	34.16	44.44	25.73	18.54	0.11	8.51	14.49	5.38	111.5
Mem.	82	39.43	78.84	443	9.91	28.04	354	20.22	26.85	753	9.28	32.83	42.11	20.06	20.83	0.12	7.00	14.28	5.00	100.0
Miami	82	37.90	84.20	450	7.79	22.73	343	18.51	23.66	782	10.21	33.38	43.59	19.65	18.66	0.06	6.78	13.67	4.88	102.1
Milw.	82	38.00	82.95	458	9.95	28.20	353	17.85	23.17	771	10.30	32.15	42.45	24.07	19.26	0.07	7.43	14.70	4.57	103.8
Minn.	82	39.59	83.28	475	9.89	26.99	366	17.62	22.94	768	9.83	30.59	40.41	23.12	20.50	0.07	7.67	14.26	5.04	106.7
N.O.	82	40.07	89.01	450	10.52	29.82	353	15.77	20.70	762	10.63	37.70	48.33	23.43	19.28	0.12	7.53	13.95	4.24	106.4
N.Y.	82	39.74	87.33	455	9.83	28.21	348	18.70	24.74	771	11.62	33.11	44.73	21.78	18.49	0.07	7.50	12.94	4.56	108.0
Orl.	82	39.21	85.34	459	8.83	24.83	356	18.60	24.34	764	9.15	31.50	40.65	21.44	20.70	0.11	8.51	13.77	5.49	105.8
Phil.	82	40.29	86.35	467	9.68	26.34	368	17.38	22.68	766	9.74	35.78	45.52	23.61	18.68	0.11	7.59	13.04	5.12	107.6
Phoe.	82	39.56	85.85	461	8.89	24.93	357	20.12	26.04	773	10.80	34.16	44.96	22.67	19.63	0.07	8.60	15.15	5.43	108.1
Port.	82	40.24	86.22	467	10.06	26.33	382	22.78	29.11	783	10.24	33.80	44.05	22.17	22.22	0.06	8.09	14.90	5.30	113.3
Sac.	82	39.18	86.21	455	9.29	25.10	370	20.80	26.50	785	10.12	33.88	44.00	20.59	19.80	0.05	7.72	12.83	5.26	105.8
S.A.	82	38.45	83.22	462	10.93	30.02	364	18.85	24.24	778	10.07	32.79	42.87	23.67	20.07	0.12	8.46	13.96	5.12	106.7
Tor.	82	36.98	83.41	443	8.15	23.70	344	16.04	20.79	771	9.76	31.71	41.46	21.43	19.79	0.04	7.49	14.44	4.06	98.1
Tot.	82	37.22	82.94	449	9.68	27.32	356	18.52	23.76	780	10.15	31.95	42.09	21.78	20.32	0.06	6.67	14.63	4.78	102.6
Utah	82	36.32	81.99	443	8.18	22.85	358	15.95	20.74	769	9.03	31.45	40.20	17.84	20.18	0.09	7.29	12.13	3.80	96.8
Wash.	82	39.67	85.10	466	9.88	27.12	364	18.16	24.17	751	10.59	32.45	43.04	22.80	19.77	0.15	7.39	15.33	4.60	107.4
ONE TEAM	39.05	85.41	457	9.65	27.00	358	17.84	23.11	772	10.14	33.38	43.51	22.63	19.90	0.09	7.70	13.95	4.47	105.6	
BOTH TEAMS	78.10	170.82	457	9.31	54.00	358	35.68	46.22	772	20.27	66.75	87.03	45.25	39.80	0.18	15.41	27.90	9.49	212.1	

Team Rankings

Team Ranks

Category	ATL	BOS	BRK	CHA	CHI	CLE	DAL	DEN	DET	GS	HOU	IND	LAC	LAL	MEM	MIA	MIL	MIN	NO	NY	OKC	ORL	PHI	PHO	POR	SAC	SA	TOR	UTA	WAS
PPG	22	7	12	16	23	4	30	3	26	1	2	15	6	17	29	21	20	13	18	18	11	27	25	9	8	24	14	10	28	5
FG%	18	16	24	26	25	5	29	6	22	1	12	10	2	21	30	15	4	8	20	23	17	28	27	19	14	13	7	11	9	3
FT%	28	3	9	1	6	23	4	17	29	1	20	2	27	21	13	30	19	5	22	10	26	25	18	15	14	16	7	8	24	12
3PT%	23	14	26	18	24	2	16	11	28	3	15	4	7	22	17	12	10	20	19	21	30	29	25	27	6	5	1	13	9	8
ORPG	14	22	26	26	2	21	30	5	8	20	9	23	24	7	10	11	25	6	29	3	1	17	17	4	15	28	16	12	19	13
DRPG	10	22	11	4	9	7	30	6	5	3	15	21	11	26	27	20	28	29	11	17	8	16	19	18	14	25	12	23	13	24
RPG	9	27	10	16	3	12	30	2	4	7	8	26	21	17	24	15	29	25	13	5	1	20	23	6	14	28	11	18	19	22
APG	10	4	20	11	14	13	27	2	24	1	3	16	15	26	21	22	5	9	12	19	25	18	8	29	23	16	7	30	28	6
SPG	7	18	21	27	15	30	19	28	25	1	8	9	20	5	13	22	10	16	23	14	24	3	6	25	17	11	4	29	2	2
TPG	28	8	29	1	12	14	2	23	3	22	25	16	7	26	6	11	18	19	5	17	24	9	30	27	15	21	10	4	13	20
BPG	14	23	18	17	16	25	30	27	29	1	20	8	21	28	22	3	6	19	41	47	10	15	7	13	10	26	2	12	9	24
FPG	6	21	25	1	2	4	9	9	3	12	15	13	14	22	29	20	17	16	5	19	24	11	28	30	26	18	7	23	8	27
DQ/game	7	11	20	14	3	20	20	2	3	3	7	14	3	14	28	14	14	23	7	27	11	7	25	30	28	23	1	11	14	26

Opponent Ranks

Category	ATL	BOS	BRK	CHA	CHI	CLE	DAL	DEN	DET	GS	HOU	IND	LAC	LAL	MEM	MIA	MIL	MIN	NO	NY	OKC	ORL	PHI	PHO	POR	SAC	SA	TOR	UTA	WAS
PPG	10	15	29	13	6	20	4	27	7	11	26	14	12	28	3	5	9	18	17	23	16	22	24	30	25	18	2	8	1	21
FG%	5	9	18	15	14	16	27	29	20	1	23	10	11	30	3	7	17	28	8	13	19	25	21	26	12	22	4	6	2	24
FT%	16	9	15	21	11	20	18	26	25	3	23	30	17	5	2	27	12	8	4	13	6	7	19	28	29	22	14	24	10	1
3PT%	16	2	22	25	6	18	29	28	21	1	4	13	8	26	11	3	9	23	10	7	14	24	15	30	27	19	5	12	17	20
ORPG	22	25	27	3	17	27	2	7	1	30	23	24	14	17	6	14	19	10	21	29	5	8	26	16	12	11	9	13	4	20
DRPG	15	20	29	26	12	16	27	3	25	6	17	19	13	23	11	18	8	1	30	14	4	28	23	21	22	10	5	7	2	9
TPG	16	25	29	22	13	20	24	4	10	14	17	19	12	23	7	15	8	2	30	26	3	28	27	18	17	9	5	6	1	11
APG	19	12	16	28	23	29	5	25	21	14	27	11	17	30	3	2	26	18	20	8	7	22	13	10	4	24	6	8	1	15
SPG	29	17	20	2	10	8	1	22	4	27	24	20	7	25	6	5	13	18	11	15	25	16	27	21	19	23	14	3	8	12
TPG	2	17	21	23	20	28	6	30	27	1	5	7	22	11	13	19	9	14	16	25	18	24	4	8	26	15	12	10	29	3
BPG	22	23	30	29	12	8	2	15	6	4	17	16	1	26	18	14	10	19	7	9	28	20	27	25	24	20	5	13	3	1
FPG	3	11	9	15	25	6	21	13	30	22	8	20	1	28	4	27	24	7	23	29	5	26	19	2	16	14	17	10	12	18
DQ/game	1	6	10	16	16	23	16	4	29	27	4	14	2	10	6	23	16	16	6	16	10	10	16	23	27	6	29	23	15	2

Combination Ranks

Category	ATL	BOS	BRK	CHA	CHI	CLE	DAL	DEN	DET	GS	HOU	IND	LAC	LAL	MEM	MIA	MIL	MIN	NO	NY	OKC	ORL	PHI	PHO	POR	SAC	SA	TOR	UTA	WAS
PPG/diff.	7	8	26	9	18	4	16	23	14	1	15	11	6	29	20	12	26	24	25	22	3	19	30	27	13	21	2	5	10	17
OR%	30	10	15	29	13	9	25	5	2	19	6	20	28	21	8	17	11	14	24	18	1	22	26	7	3	16	23	12	4	27
DR%	25	26	19	1	21	5	14	10	2	15	30	16	28	24	20	6	29	23	4	18	17	12	17	11	13	22	3	8	7	9
TR%	30	15	14	13	20	3	27	5	2	18	23	19	29	26	11	10	25	21	12	17	1	16	28	6	9	22	8	7	4	24

Miscellaneous Team Stats

TEAM	PPG		FG%		TPG		REBOUND PCT.			BELOW 100 PTS		OVERTIME		3 PTS OR LESS		10 PTS OR MORE	
	OWN	OPP.	OWN	OPP.	OWN	OPP.	OFF.	DEF.	TOT.	OWN	OPP.	W	L	W	L	W	L
Atlanta	103.2	104.0	.451	.444	15.8	15.4	.236	.761	.499	34	31	5	0	7	8	17	21
Boston	108.0	105.4	.454	.450	13.3	13.9	.212	.753	.483	18	23	2	1	7	6	17	11
Brooklyn	105.8	112.5	.444	.458	16.5	13.3	.196	.761	.479	28	10	1	1	3	6	9	30
Charlotte	104.9	104.7	.442	.456	11.5*	13.1	.199	.796	.497	26	24	0	6	0	9	19	18
Chicago	102.9	102.4	.444	.456	13.6	13.4	.270	.768	.519	34	32	2	2	5	6	17	23
Cleveland	110.3	107.2	.470	.458	13.7	12.6	.219	.758	.489	20	21	3	4	3	4	25	15
Dallas	97.9	100.8	.440	.469	11.9	15.0	.181	.776	.479	47	40	2	2	4	6	14	26
Denver	111.7	111.2	.469	.477	15.0	12.0	.273	.787	.530	13	12	0	3	5	10	24	19
Detroit	101.3	102.5	.449	.460	11.9	12.8	.241	.812*	.527	35	36	3	1	5	7	23	26
Golden State	115.9*	104.3	.495*	.435*	14.8	15.5*	.228	.749	.489	6	28	0	3	3	4	48	6
Houston	115.3	109.6	.462	.463	15.1	15.1	.246	.758	.502	5	18	3	0	8	3	30	11
Indiana	105.1	105.3	.465	.451	13.8	14.9	.212	.755	.483	24	27	4	2	4	2	23	19
L.A. Clippers	108.7	104.4	.475	.452	13.0	13.2	.215	.769	.492	20	32	1	1	3	6	33	14
L.A. Lakers	104.6	111.5	.450	.483	15.2	14.5	.250	.758	.504	28	15	1	0	2	4	14	31
Memphis	100.5	100.0	.435	.443	12.9	14.3	.248	.775	.511	34	41	5	2	7	5	17	20
Miami	103.2	102.1	.455	.450	13.4	13.7	.242	.764	.503	33	37	2	1	8	6	19	13
Milwaukee	103.6	103.8	.474	.458	14.0	14.7	.215	.754	.484	31	28	1	3	8	2	21	22
Minnesota	105.6	106.7	.467	.475	14.0	14.3	.272	.759	.516	24	23	2	3	7	10	18	19
New Orleans	104.3	106.4	.450	.450	12.9	14.0	.185	.768	.476	27	29	3	5	7	6	17	22
New York	104.3	108.0	.447	.455	13.9	12.9	.266	.741	.503	25	15	1	3	7	10	10	25
Oklahoma City	106.6	108.8	.452	.459	15.0	13.8	.279*	.790	.535*	22	26	4	1	12	7	23	21
Orlando	101.1	107.6	.440	.467	13.3	13.0	.216	.774	.495	37	21	2	2	5	5	10	32
Philadelphia	102.4	108.1	.442	.461	16.7	15.1	.224	.753	.489	34	15	1	4	9	8	7	29
Phoenix	107.7	113.3	.450	.467	15.4	14.9	.260	.764	.512	18	11	3	3	9	5	7	32
Portland	107.9	108.5	.459	.455	13.7	12.8	.230	.768	.499	19	21	4	5	7	11	18	16
Sacramento	102.8	106.7	.461	.462	14.6	14.0	.210	.763	.486	36	19	2	6	10	6	9	27
San Antonio	105.3	98.1	.469	.443	13.4	14.4	.240	.776	.508	23	44	4	1	8	5	30	8
Toronto	106.9	102.6	.464	.449	12.7	14.6	.249	.763	.506	24	29	3	1	8	7	26	8
Utah	100.7	96.8*	.466	.443	13.6	12.1	.232	.789	.510	32	42	2	1	4	4	23	10
Washington	109.2	107.4	.475	.466	14.2	15.3	.241	.755	.498	12	19	4	3	9	6	18	12

Total: 2460 games 105.6

.457

14.0

.233

.767

769

769

70

184

League Leaders (Ratios)

Team Ratios

Assists Per Turnover

Name	AST	TO	RATIO
Golden State	2491	1211	2.06
Charlotte	1891	942	2.01
Boston	2069	1088	1.90
Detroit	1732	973	1.78
San Antonio	1954	1101	1.77
New Orleans	1869	1054	1.77
Dallas	1705	972	1.75
L.A. Clippers	1848	1063	1.74
Milwaukee	1984	1145	1.73
Denver	2077	1226	1.69
Minnesota	1940	1150	1.69
Washington	1956	1162	1.68
Houston	2070	1240	1.67
Orlando	1820	1091	1.67
Chicago	1851	1112	1.66
Cleveland	1858	1121	1.66
Memphis	1744	1059	1.65
Indiana	1844	1130	1.63
Miami	1742	1102	1.58
New York	1786	1140	1.57
Portland	1733	1126	1.54
Sacramento	1844	1201	1.54
Atlanta	1938	1294	1.50
Utah	1651	1118	1.48
Toronto	1517	1041	1.46
Philadelphia	1949	1367	1.43
Oklahoma City	1721	1230	1.40
L.A. Lakers	1716	1243	1.38
Brooklyn	1756	1356	1.29
Phoenix	1604	1264	1.27

Steals Per Turnover

Name	STL	TO	RATIO
Toronto	677	1041	0.65
Golden State	785	1211	0.65
Dallas	614	972	0.63
Memphis	653	1059	0.62
Charlotte	571	942	0.61
New Orleans	638	1054	0.61
Washington	693	1162	0.60
San Antonio	655	1101	0.59
Indiana	669	1130	0.59
Detroit	574	973	0.59
Milwaukee	666	1145	0.58
Chicago	643	1112	0.58
L.A. Clippers	612	1063	0.58
Minnesota	654	1150	0.57
Boston	617	1088	0.57
L.A. Lakers	674	1243	0.54
Houston	670	1240	0.54
Miami	588	1102	0.53
Phoenix	673	1264	0.53
Orlando	580	1091	0.53
Oklahoma City	648	1230	0.53
Sacramento	627	1201	0.52
Atlanta	672	1294	0.52
New York	582	1140	0.51
Portland	574	1126	0.51
Philadelphia	692	1367	0.51
Utah	550	1118	0.49
Cleveland	539	1121	0.48
Denver	568	1226	0.46
Brooklyn	593	1356	0.44

Player Ratios

Assists Per Turnover

Name	AST	TO	RATIO
Iguodala, G.S.	261	58	4.50
Paul, LA-C	563	147	3.83
Smith, Det.	418	112	3.73
Rubio, Min.	682	195	3.50
McConnell, Phi.	534	159	3.36
Frazier, N.O.	335	101	3.32
Parker, S.A.	285	89	3.20
Jennings, N.Y.-Was.	395	128	3.09
Nelson, Den.	385	128	3.01
Payton, Or.	529	178	2.97
Teague, Ind.	639	216	2.96
Ulis, Pho.	226	77	2.94
Horford, Bos.	337	115	2.93
Green, G.S.	533	184	2.90
Beverley, Hou.	281	100	2.81
Brogdon, Mil.	317	113	2.81
Conley, Mem.	433	156	2.78
Mills, S.A.	279	101	2.76
Collison, Sac.	312	114	2.74
Rondo, Chi.	461	169	2.73

Steals Per Turnover

Name	STL	TO	RATIO
Porter, Was.	116	44	2.64
Ariza, Hou.	147	73	2.01
Roberson, OKC.	94	51	1.84
Tucker, Pho.-Tor.	116	66	1.76
Sefolosha, Atl.	96	58	1.66
Nance, LA-L	82	56	1.46
Iguodala, G.S.	76	58	1.31
Ross, Tor.-Orl.	87	68	1.28
T. Young, Ind.	113	95	1.19
Allen, Mem.	115	100	1.15
Temple, Sac.	84	78	1.08
Caldwell-Pope, Det.	90	86	1.05
Beverley, Hou.	99	100	0.99
Harkless, Por.	85	86	0.99
Covington, Phi.	127	131	0.97
T. Johnson, Mia.	84	90	0.93
Butler, Chi.	143	159	0.90
Ingles, Utah	96	107	0.90
Leonard, S.A.	133	154	0.86
Ginobili, S.A.	82	96	0.85

2017-18 NBA Key Dates

Oct. 16	Rosters set for NBA Opening Day
Oct. 17	Start of the 2017-18 NBA Regular Season (NBA Tip-Off 2017)
Jan. 5	10-day contracts may now be signed
Jan. 10	All contracts are guaranteed for the remainder of the season
Jan. 15	Last day to sign NBA Two-Way contracts
Feb. 8	NBA Trade Deadline (3 p.m. ET)
Feb. 16-18	NBA All-Star 2018 (Los Angeles, CA)
March 1	Playoff Eligibility Waiver Deadline
April 11	Regular Season ends
April 13	Rosters set for NBA Playoffs 2018, 3 p.m. ET
April 14	NBA Playoffs 2018 begin
April 22	NBA Early Entry Eligibility Deadline (11:59 p.m. ET)
April 30/May 1	Conference Semifinals begin (possible move up to April 28-29)
May 15-16	Conference Finals begin (possible move up to May 13-14)
May 31	NBA Finals 2017 begin
June 11	NBA Draft Early Entry Entrant Withdrawal Deadline (5 p.m. ET)
June 17	The Finals 2018 latest possible date
June 21	NBA Draft 2018

2017-18 NBA Officiating Crew

3 Buchert, Nick	40 Wood, Leon
4 Wright, Sean	41 Mauer, Ken
5 Fitzgerald, Kane	42 Lewis, Eric
6 Brown, Tony	44 Nansel, Brett
7 Holtkamp, Lauren	45 Forte, Brian
8 Davis, Marc	46 Taylor, Ben
9 Stafford, Derrick	47 Adams, Bennie
10 Garretson, Ron	48 Foster, Scott
11 Collins, Derrick	49 Washington, Tom
12 Washington, CJ	50 Petraitis, Gediminas
13 McCutchen, Monty	51 Smith, Aaron
14 Malloy, Ed	52 Twardoski, Scott
15 Zarba, Zach	55 Kennedy, Bill
16 Guthrie, David	56 Ayotte, Mark
17 Sterling, Jonathan	58 Tiven, Josh
18 Boland, Matt	59 Zielinski, Gary
19 Capers, James	60 Williams, James
20 Richardson, Leroy	61 Kirkland, Courtney
21 Taylor, Detric	63 Richardson, Derek
22 Spooner, Bill	64 Van Duyne, Justin
23 Phillips, Jason	66 Workman, Haywoode
24 Callahan, Mike	68 Goble, Jacyn
25 Brothers, Tony	71 Mott, Rodney
26 Fraher, Pat	72 Orr, J.T.
27 Ervin, Mitchell	73 Maddox, Tre
28 Scott, Kevin	74 Blair, Curtis
29 Lindsay, Mark	77 Lane, Karl
30 Goble, John	
31 Wall, Scott	
32 Kogut, Marat	
33 Corbin, Sean	
34 Cutler, Kevin	
35 Goldenberg, Jason	
36 Barnaky, Brent	
37 Dalen, Eric	
38 Smith, Michael	
39 Ford, Tyler	

Non-Staff Officials:

43 Myers, Matt
53 Richardson, Randy
54 Acosta, Ray
62 DeRosa, JB
67 Adair, Brandon
70 Ransom, Phenizee
76 Voyard-Tadal, Vladimir

Records



Rockets All-Time Leaders

Points

Player	Yrs	G	FGM	FGA	3FGM	3FGA	FTM	FTA	Pts.	Avg.
1. Hakeem Olajuwon	17	1,177	10,555	20,573	25	122	5,376	7,537	26,511	22.5
2. Calvin Murphy	13	1,002	7,247	15,030	10	72	3,445	3,864	17,949	17.9
3. Rudy Tomjanovich	11	768	5,630	11,240	34	130	2,089	2,666	13,383	17.4
4. Elvin Hayes	7	572	4,725	10,614	2	11	2,310	3,500	11,762	20.6
5. Moses Malone	6	464	4,047	7,879	1	15	3,024	4,108	11,119	24.0
6. James Harden	5	395	3,165	7,162	1,062	2,937	3,431	3,999	10,823	27.4
7. Yao Ming	9	486	3,380	6,445	2	10	2,485	2,984	9,247	19.0
8. Robert Reid	10	762	3,747	8,031	76	270	1,253	1,710	8,823	11.6
9. Mike Newlin	8	604	3,191	6,917	—	—	2,098	2,428	8,480	14.0
10. Otis Thorpe	7	518	3,215	5,747	3	33	1,744	2,604	8,177	15.8

Scoring Average

(min. 75 GP with Rockets)

Player	G	Points	Avg.
1. James Harden	395	10,823	27.0
2. Moses Malone	464	11,119	24.0
3. Tracy McGrady	303	6,888	22.7
4. Hakeem Olajuwon	1,177	26,511	22.5
5. Kevin Martin	144	3,068	21.3
6. Elvin Hayes	572	11,762	20.6
7. Ralph Sampson	305	5,995	19.7
8. Don Kojis	206	4,037	19.6
9. Clyde Drexler	219	4,155	19.0
Steve Francis	384	7,281	19.0
Yao Ming	486	9,247	19.0

Rebounding Average

(min. 75 GP with Rockets)

Player	G	Reb.	Avg.
1. Moses Malone	464	6,959	15.0
2. Charles Barkley	183	2,235	12.2
Elvin Hayes	572	6,974	12.2
4. Dwight Howard	183	2,132	11.7
5. Hakeem Olajuwon	1,177	13,382	11.4
6. Ralph Sampson	305	3,189	10.5
7. Omer Asik	130	1,334	10.3
8. Otto Moore	95	952	10.0
9. Otis Thorpe	518	5,010	9.7
10. Yao Ming	486	4,494	9.2

Assists Average

(min. 75 GP with Rockets)

Player	G	Ast.	Avg.
1. James Harden	395	2,984	7.6
2. John Lucas Jr.	325	2,358	7.3
3. Steve Francis	384	2,411	6.3
4. Art Williams	238	1,418	6.0
5. Rafer Alston	267	1,519	5.7
6. Tracy McGrady	303	1,699	5.6
Kyle Lowry	218	1,212	5.6
8. Clyde Drexler	219	1,192	5.4
Sleepy Floyd	439	2,363	5.4
10. Kenny Smith	468	2,457	5.3

Field Goal Percentage

(min. 350 made)

Player	FGM	FGA	Pct.
1. Clint Capela	607	989	.614
2. Dwight Howard	1,096	1,823	.601
3. Carl Landry	677	1,189	.569
4. Otis Thorpe	3,215	5,747	.559
5. Chucky Brown	405	729	.556
6. Omer Asik	433	804	.539
7. Terrence Jones	587	1,105	.531
8. Kelvin Cato	764	1,455	.525
Lewis Lloyd	1,853	3,531	.525
10. Yao Ming	3,380	6,445	.524

Free Throw Percentage

(min. 150 made)

Player	FTM	FTA	Pct.
1. Rick Barry	303	322	.941
2. Kevin Martin	925	1,033	.895
3. Calvin Murphy	3,445	3,864	.892
4. Jimmy Walker	244	277	.881
5. Steve Harris	176	200	.880
6. Jon McGlocklin	156	180	.867
7. Mike Newlin	2,098	2,428	.864
8. Mario Elie	748	870	.860
Purvis Short	283	329	.860
Ryan Anderson	129	150	.860

3-Point Field Goal Percentage

(min. 70 made)

Player	3PM	3PA	Pct.
1. Jon Barry	72	165	.436
2. Michael Dickerson	71	164	.433
3. Eldridge Recasner	81	191	.424
4. Kenny Smith	521	1,280	.407
Scott Brooks	72	177	.407
6. Courtney Lee	158	391	.404
7. Ryan Anderson	72	204	.403
8. Walt Williams	278	692	.402
9. Metta World Peace	153	383	.399
10. Luther Head	383	977	.392

Steals Average

(min. 75 GP with Rockets)

Player	G	Stl.	Avg.
1. Clyde Drexler	219	412	1.88
2. Trevor Ariza	315	585	1.86
3. Hakeem Olajuwon	1,177	2,088	1.77
4. James Harden	395	670	1.70
5. Steve Francis	384	619	1.61

Blocked Shots Average

(min. 75 GP with Rockets)

Player	G	Blk.	Avg.
1. Hakeem Olajuwon	1,177	3,740	3.18
2. Ralph Sampson	305	585	1.92
3. Yao Ming	486	920	1.89
4. Eddie Griffin	150	245	1.63
Moses Malone	464	758	1.63

Rockets All-Time Leaders

Years

1. Hakeem Olajuwon	17
2. Calvin Murphy	13
3. Rudy Tomjanovich	11
4. Robert Reid	10
Allen Leavell	10
6. Matt Bullard	9
Yao Ming	9
8. Mike Newlin	8
9. Elvin Hayes	7
Otis Thorpe	7
Moochie Norris	7

Games

1. Hakeem Olajuwon	1,177
2. Calvin Murphy	1,002
3. Rudy Tomjanovich	768
4. Robert Reid	762
5. Allen Leavell	700
6. Mike Newlin	604
7. Elvin Hayes	572
8. Matt Bullard	538
9. Otis Thorpe	518
10. Yao Ming	486

Minutes

1. Hakeem Olajuwon	42,844
2. Calvin Murphy	30,607
3. Rudy Tomjanovich	25,714
4. Robert Reid	21,718
5. Elvin Hayes	20,782
6. Otis Thorpe	18,631
7. Moses Malone	17,780
8. Mike Newlin	17,646
9. Cuttino Mobley	16,343
10. Allen Leavell	16,248

Rebounds

1. Hakeem Olajuwon	13,382
2. Elvin Hayes	6,974
3. Moses Malone	6,959
4. Rudy Tomjanovich	6,198
5. Otis Thorpe	5,010
6. Yao Ming	4,494
7. Robert Reid	3,706
8. Ralph Sampson	3,189
9. Luis Scola	2,984
10. Kevin Kunnert	2,891

Assists

1. Calvin Murphy	4,402
2. Allen Leavell	3,339
3. Hakeem Olajuwon	2,992
4. James Harden	2,984
5. Mike Newlin	2,581
6. Kenny Smith	2,457
7. Steve Francis	2,411
8. Sleepy Floyd	2,363
9. John Lucas Jr.	2,358
10. Robert Reid	2,253

Steals

1. Hakeem Olajuwon	2,088
2. Calvin Murphy	1,165
3. Allen Leavell	929
4. Robert Reid	881
5. James Harden	670
6. Steve Francis	619
7. Trevor Ariza	585
8. Vernon Maxwell	559
9. Cuttino Mobley	526
10. Sleepy Floyd	470

Blocked Shots

1. Hakeem Olajuwon	3,740
2. Yao Ming	920
3. Moses Malone	758
4. Ralph Sampson	585
5. Kelvin Cato	431
6. Kevin Kunnert	413
7. Robert Reid	364
8. Shane Battier	351
9. Robert Horry	343
10. Dwight Howard	294

Field Goals Made

1. Hakeem Olajuwon	10,555
2. Calvin Murphy	7,247
3. Rudy Tomjanovich	5,630
4. Elvin Hayes	4,725
5. Moses Malone	4,047
6. Robert Reid	3,747
7. Yao Ming	3,380
8. Otis Thorpe	3,215
9. Mike Newlin	3,191
10. James Harden	3,165

Field Goals Attempted

1. Hakeem Olajuwon	20,573
2. Calvin Murphy	15,030
3. Rudy Tomjanovich	11,240
4. Elvin Hayes	10,614
5. Robert Reid	8,031
6. Moses Malone	7,879
7. James Harden	7,163
8. Mike Newlin	6,917
9. Yao Ming	6,445
10. Cuttino Mobley	6,141

3-Pointers Made

1. James Harden	1,062
2. Vernon Maxwell	730
3. Trevor Ariza	672
4. Cuttino Mobley	672
5. Shane Battier	576
6. Matt Bullard	557
7. Kenny Smith	521
8. Rafer Alston	517
9. Patrick Beverley	477
10. Tracy McGrady	472

3-Pointers Attempted

1. James Harden	2,937
2. Vernon Maxwell	2,241
3. Trevor Ariza	2,016
4. Cuttino Mobley	1,807
5. Shane Battier	1,483
6. Rafer Alston	1,478
7. Tracy McGrady	1,464
8. Matt Bullard	1,432
9. Steve Francis	1,363
10. Kenny Smith	1,280

Free Throws Made

1. Hakeem Olajuwon	5,376
2. Calvin Murphy	3,445
3. James Harden	3,431
4. Moses Malone	3,024
5. Yao Ming	2,485
6. Elvin Hayes	2,310
7. Mike Newlin	2,098
8. Rudy Tomjanovich	2,089
9. Steve Francis	1,797
10. Otis Thorpe	1,744

Free Throws Attempted

1. Hakeem Olajuwon	7,537
2. Moses Malone	4,108
3. James Harden	3,999
4. Calvin Murphy	3,864
5. Elvin Hayes	3,500
6. Yao Ming	2,984
7. Rudy Tomjanovich	2,666
8. Otis Thorpe	2,604
9. Mike Newlin	2,428
10. Steve Francis	2,278

Personal Fouls

1. Hakeem Olajuwon	4,236
2. Calvin Murphy	3,250
3. Robert Reid	2,502
4. Rudy Tomjanovich	1,937
5. Mike Newlin	1,916

Disqualifications

1. Hakeem Olajuwon	80
2. Calvin Murphy	53
3. Kevin Kunnert	47
4. Ralph Sampson	45
5. Robert Reid	34

Turnovers

1. Hakeem Olajuwon	3,569
2. James Harden	1,719
3. Moses Malone	1,448
4. Steve Francis	1,399
5. Allen Leavell	1,324

Double-Doubles

1. Hakeem Olajuwon	771
2. Moses Malone	386
3. Elvin Hayes	357
4. Rudy Tomjanovich	227
5. Otis Thorpe	225

Rockets 40-Point Club



Hakeem Olajuwon (32 Games)

Date	Opponent	FGM-A	FTM-A	TP
Apr. 19, 1990	vs. Denver	21-34	10-13	52
Jan. 18, 1996	vs. Boston	20-37	11-14	51
Jan. 30, 1997	vs. Denver	24-40	0-0	48
Jan. 13, 1995	vs. San Antonio	21-35	5-7	47
Mar. 23, 1996	vs. Minnesota	16-23	14-18	46
Apr. 10, 1993	vs. San Antonio	16-30	13-13	45
Jan. 13, 1994	at Washington	16-27	13-14	45
Mar. 29, 1997	vs. Denver	14-24	16-17	45
Dec. 30, 1986	at L.A. Clippers	19-27	6-8	44
Apr. 8, 1989	at Miami	15-29	13-19	43
Nov. 9, 1994	at Indiana	15-25	13-18	43
Dec. 6, 1984	at Golden State	18-22	6-9	42
Jan. 16, 1993	vs. New York	15-26	12-14	42
Apr. 6, 1993	vs. L.A. Clippers	17-25	8-11	42
Apr. 12, 1994	vs. Minnesota	18-29	6-7	42
Dec. 29, 1994	vs. Golden State	12-25	14-18	42
Feb. 29, 1996	vs. Philadelphia	15-25	12-17	42
Mar. 10, 1996	at Vancouver	16-26	10-11	42
Nov. 5, 1985	vs. Portland	14-25	13-17	41
Dec. 20, 1989	at Golden State	15-23	11-15	41
Mar. 1, 1990	vs. Phoenix	15-30	11-11	41
Mar. 15, 1994	vs. Portland	17-24	7-8	41
Jan. 3, 1995	at Dallas	16-28	9-10	41
Jan. 14, 1995	at Denver	16-26	9-10	41
Feb. 2, 1995	vs. Utah	15-22	11-15	41
Jan. 25, 1997	vs. Utah	14-29	12-14	41
Mar. 14, 1989	at Sacramento	14-28	12-16	40
Feb. 11, 1992	at Seattle	16-22	8-8	40
Jan. 3, 1993	at Portland	16-22	8-10	40
Jan. 22, 1994	vs. Utah	13-25	14-19	40
Mar. 7, 1995	vs. Phoenix	16-23	8-10	40
Feb. 19, 1996	vs. Sacramento	17-35	6-8	40

James Harden (37 Games)

Date	Opponent	FGM-A	FTM-A	TP
Dec. 13, 2016	vs. New York	14-26	16-18	53
Jan. 27, 2017	at Philadelphia	16-28	13-14	51
Apr. 1, 2015	vs. Sacramento	16-25	11-13	51
Nov. 27, 2015	vs. Philadelphia	14-28	16-20	50
Mar. 19, 2015	vs. Denver	12-27	22-25	50
Feb. 25, 2016	at Portland	16-26	10-13	46
Nov. 7, 2015	at L.A. Clippers	14-26	13-14	46
Feb. 20, 2013	vs. Oklahoma City	14-19	11-12	46
Nov. 18, 2015	vs. Portland	45	11-29	19-20
Jan. 19, 2015	vs. Indiana	12-18	14-15	45
Feb. 8, 2015	vs. Portland	11-25	19-23	45
Nov. 2, 2012	at Atlanta	14-19	15-17	45
Dec. 11, 2014	at Sacramento	14-32	13-15	44
Dec. 22, 2014	vs. Portland	14-26	12-13	44
Mar. 23, 2015	at Indiana	10-21	21-22	44
Nov. 6, 2015	at Sacramento	13-23	13-16	43
Feb. 25, 2014	at Sacramento	11-20	15-16	43
Feb. 3, 2017	vs. Chicago	13-33	11-14	42
Feb. 23, 2016	at Utah	16-30	8-10	42
Dec. 9, 2015	at Washington	13-23	11-12	42
Mar. 17, 2017	at New Orleans	12-21	13-14	41
Feb. 2, 2017	vs. Atlanta	10-23	16-21	41
Nov. 11, 2016	at Cleveland	13-20	10-14	41
Apr. 3, 2016	vs. Oklahoma City	12-25	12-14	41
Dec. 17, 2014	at Denver (OT)	11-21	18-21	41
Apr. 5, 2015	at Oklahoma City	12-22	11-13	41
Mar. 9, 2014	vs. Portland	12-28	10-11	41
Mar. 18, 2017	at Denver	11-23	15-17	40
Feb. 2, 2017	vs. Phoenix	9-17	14-16	40
Jan. 17, 2017	at Miami	12-30	12-13	40
Jan. 10, 2017	vs. Charlotte	11-24	11-14	40
Jan. 8, 2017	at Toronto	13-26	10-10	40
Apr. 10, 2016	vs. L.A. Lakers	14-31	6-8	40
Mar. 6, 2016	at Toronto	11-20	15-19	40
Jan. 30, 2016	vs. Washington	12-20	10-10	40
Nov. 25, 2015	vs. Memphis	12-19	11-11	40
Feb. 10, 2015	at Phoenix	13-23	11-14	40

Elvin Hayes (25 Games)

Date	Opponent	FGM-A	FTM-A	TP
Nov. 13, 1968	vs. Detroit	20-45	14-17	54
Nov. 20, 1970	vs. Seattle	18-35	14-16	50
Jan. 30, 1970	vs. Seattle	18-35	13-19	49
Nov. 25, 1970	at Cincinnati	17-30	14-15	48
Feb. 25, 1970	at Boston	17-34	12-16	46
Nov. 22, 1968	at Seattle	19-36	7-8	45
Nov. 7, 1970	at San Francisco	19-38	7-10	45
Jan. 30, 1971	at Cincinnati	15-28	14-23	44
Dec. 21, 1971	at Portland	18-28	8-9	44
Nov. 22, 1969	vs. Boston	17-34	9-10	43
Dec. 30, 1971	vs. Atlanta	16-26	10-15	42
Jan. 11, 1972	at Seattle	17-33	8-10	42
Feb. 14, 1970	vs. San Francisco	16-23	9-14	41
Feb. 3, 1971	vs. Milwaukee	15-34	11-16	41
Nov. 12, 1968	at Chicago	15-29	10-16	40
Dec. 18, 1968	at Detroit	16-26	8-12	40
Dec. 27, 1968	vs. New York	16-31	8-12	40
Dec. 28, 1968	at Phoenix	16-31	8-11	40
Jan. 29, 1969	vs. L.A. Lakers	16-35	8-10	40
Dec. 6, 1969	vs. L.A. Lakers	16-24	8-10	40
Mar. 12, 1970	at Cincinnati	17-27	6-11	40
Oct. 22, 1970	vs. Cleveland	17-27	6-8	40
Oct. 28, 1970	at Cleveland	16-27	8-10	40
Dec. 13, 1970	at Cleveland	16-35	8-11	40
Jan. 1, 1971	at L.A. Lakers	19-41	2-4	40

Moses Malone (22 Games)

Date	Opponent	FGM-A	FTM-A	TP
Feb. 2, 1982	vs. San Diego	19-30	15-18	53
Mar. 11, 1981	vs. Golden State	20-28	11-12	51
Mar. 13, 1982	vs. Portland	17-26	15-19	49
Feb. 7, 1982	at Kansas City	18-28	11-15	47
Mar. 26, 1982	at Seattle	19-33	8-11	46
Feb. 18, 1979	at New Jersey	14-23	17-19	45
Nov. 13, 1979	at Chicago	17-25	11-13	45
Feb. 5, 1982	vs. Phoenix	17-26	11-14	45
Oct. 17, 1979	vs. Indiana	16-22	12-14	44

Rockets 40-Point Club

Feb. 17, 1982	at Cleveland	15-26	14-17	44
Feb. 27, 1982	at Dallas	15-26	14-17	44
Feb. 26, 1982	vs. Golden State	13-28	17-20	43
Mar. 2, 1982	vs. San Antonio	13-27	17-22	43
Oct. 31, 1981	at San Diego	15-25	12-14	42
Dec. 26, 1981	at Utah	17-24	8-10	42
Oct. 21, 1980	vs. Denver	12-20	17-21	41
Nov. 15, 1980	at Seattle	15-22	11-15	41
Jan. 14, 1981	vs. Chicago	17-27	7-9	41
Mar. 25, 1982	at Portland	17-31	7-10	41
Jan. 8, 1980	at Cleveland	18-32	4-5	40
Nov. 28, 1980	at San Antonio	14-21	12-15	40
Jan. 2, 1981	at Dallas	13-25	14-19	40

Tracy McGrady (15 Games)

Date	Opponent	FGM-A	FTM-A	TP
Dec. 2, 2004	at Dallas	19-36	4-7	48
Nov. 1, 2007	at Utah	17-27	11-14	47
Jan. 9, 2005	at Denver	15-26	10-14	45
Jan. 16, 2007	at Dallas	17-29	7-9	45
Mar. 28, 2005	at Utah	15-21	11-16	44
Apr. 5, 2005	at Golden State	18-34	6-6	44
Jan. 5, 2007	vs. Utah	14-31	13-16	44
Jan. 22, 2006	at Detroit	17-33	7-8	43
Dec. 31, 2004	vs. Milwaukee	13-24	13-16	42
Jan. 23, 2006	at Milwaukee	17-32	4-4	41
Nov. 13, 2007	at Memphis	16-28	6-10	41
Mar. 8, 2008	vs. New Orleans	17-27	4-4	41
Feb. 4, 2005	at Minnesota	11-26	14-18	40
Apr. 8, 2007	at Sacramento	14-28	9-12	40
Dec. 1, 2007	at Sacramento	14-30	7-8	40

Calvin Murphy (7 Games)

Date	Opponent	FGM-A	FTM-A	TP
Mar. 18, 1978	vs. New Jersey	24-40	9-12	57*
Mar. 10, 1978	vs. Washington	21-38	4-4	46
Dec. 28, 1974	vs. Buffalo	18-25	9-10	45

One Game Each (14 Rockets)

Player	Date	Opponent	FGM-A	FTM-A	TP
Mike Dunleavy	Dec. 6, 1980	vs. Denver	19-30	10-13	48
Steve Francis	Jan. 17, 2003	vs. L.A. Lakers	12-21	14-17	44
Luis Scola	Mar. 13, 2010	vs. New Jersey	20-25	4-6	44
Charles Barkley	Nov. 29, 1997	at Golden State	15-20	12-14	43
Stu Lantz	Oct. 20, 1970	vs. Phoenix	16-27	11-13	43
Aaron Brooks	Jan. 13, 2010	vs. Minnesota	14-30	9-12	43
Jim Barnett	Feb. 18, 1970	vs. Seattle (at Eugene)	18-29	6-10	42
Henry Finkel	Mar. 7, 1968	vs. L.A. Lakers	13-22	16-18	42
Allen Leavell	Feb. 2, 1983	vs. Denver	14-26	11-12	42
Kenny Smith	Dec. 26, 1993	at L.A. Lakers	16-24	6-6	41
Eric Floyd	Feb. 26, 1991	at Denver	16-25	7-7	40
Robert Horry	Nov. 16, 1995	at Milwaukee	16-26	0-1	40
Don Kojis	Dec. 3, 1969	vs. Chicago	17-19	6-6	40
Otis Thorpe	Dec. 7, 1993	vs. Charlotte	14-19	12-12	40

Apr. 7, 1978	vs. New Orleans	17-32	8-8	42
Jan. 3, 1981	vs. Denver	16-27	10-10	42
Jan. 7, 1978	at Atlanta	18-31	5-6	41
Oct. 31, 1975	at Detroit	15-23	10-10	40

Clyde Drexler (4 Games)

Date	Opponent	FGM-A	FTM-A	TP
Nov. 5, 1997	at L.A. Clippers	15-25	10-11	43
Mar. 30, 1995	at L.A. Clippers	12-23	14-18	41
Dec. 2, 1995	vs. Charlotte	17-23	2-4	41
Apr. 6, 1995	at Golden State	14-22	10-14	40

Ralph Sampson (4 Games)

Date	Opponent	FGM-A	FTM-A	TP
Nov. 17, 1984	vs. San Antonio	19-27	5-6	43
Feb. 7, 1985	vs. Golden State	17-24	8-12	42
Feb. 8, 1984	at Philadelphia	16-26	9-10	41
Feb. 16, 1985	at Cleveland	13-25	15-17	41

Cuttino Mobley (3 Games)

Date	Opponent	FGM-A	FTM-A	TP
Jan. 18, 2001	at Golden State	14-26	11-13	41
Jan. 24, 2002	vs. New Jersey	13-24	12-12	41
Feb. 23, 2002	vs. Boston	13-26	10-10	40

Rudy Tomjanovich (3 Games)

Date	Opponent	FGM-A	FTM-A	TP
Jan. 13, 1974	vs. Buffalo	16-27	10-13	42
Dec. 6, 1974	vs. Boston	19-31	3-3	41
Jan. 12, 1977	vs. Boston	17-27	6-8	40

Kevin Martin (2 Games)

Date	Opponent	FGM-A	FTM-A	TP
Jan. 5, 2011	vs. Portland	13-18	13-15	45
Dec. 11, 2010	vs. Cleveland	12-19	13-14	40

Opponents 40-Point Club

Kobe Bryant (8 Games)

Date	Team	FGM-A	FTM-A	TP
Dec. 15, 2006	at L.A. Lakers	17-38	14-16	53
Mar. 30, 2007	at L.A. Lakers	19-44	12-14	53
Feb. 18, 2003	at L.A. Lakers	19-28	11-11	52
Nov. 17, 2002	at L.A. Lakers	18-37	9-11	46
Dec. 21, 2000	L.A. Lakers	20-26	4-6	45
Oct. 30, 2007	at L.A. Lakers	13-32	18-27	45
Apr. 2, 2006	at L.A. Lakers	19-32	2-2	43
Nov. 4, 2009	L.A. Lakers	15-30	11-15	41

Kareem Abdul-Jabbar (7 Games)

Date	Team	FGM-A	FTM-A	TP
Jan. 25, 1973	Milwaukee	24-32	0-0	48
Feb. 6, 1986	L.A. Lakers	21-30	4-4	46
Mar. 3, 1974	Milwaukee	19-33	6-9	44
Mar. 16, 1986	at L.A. Lakers	16-24	11-16	43
Mar. 18, 1972	Milwaukee	17-27	8-12	42
Feb. 3, 1978	Milwaukee	17-30	7-8	41
Feb. 5, 1985	L.A. Lakers	16-29	8-9	40

George Gervin (5 Games)

Date	Team	FGM-A	FTM-A	TP
Mar. 30, 1979	at San Antonio	15-24	16-18	46
Dec. 30, 1981	at San Antonio	17-33	8-9	42
Jan. 25, 1985	San Antonio	21-26	0-0	42
Feb. 12, 1980	at San Antonio	15-25	8-8	41
Jan. 13, 1984	at San Antonio	15-26	10-12	40

Michael Jordan (5 Games)

Date	Team	FGM-A	FTM-A	TP
Jan. 18, 1998	at Chicago	16-29	11-12	45
Dec. 12, 1987	at Chicago	16-28	12-12	44
Mar. 16, 1987	Chicago	15-28	14-14	44
Jan. 15, 1987	at Chicago	17-43	8-9	43
Apr. 5, 1998	Chicago	18-31	3-5	40

Jerry West (4 Games)

Date	Team	FGM-A	FTM-A	TP
Feb. 3, 1968	L.A. Lakers	15-25	12-15	42
Nov. 29, 1970	at L.A. Lakers	16-27	9-10	41
Jan. 1, 1971	at L.A. Lakers	17-34	7-8	41
Dec. 30, 1968	L.A. Lakers	15-30	10-13	40

Julius Erving (3 Games)

Date	Team	FGM-A	FTM-A	TP
Oct. 13, 1979	at Philadelphia	15-22	14-14	44
Feb. 8, 1984	at Philadelphia	15-25	11-13	42
Nov. 23, 1979	Philadelphia	17-29	7-7	41

Gail Goodrich (3 Games)

Date	Team	FGM-A	FTM-A	TP
Mar. 9, 1969	at Phoenix	16-32	15-18	47
Feb. 5, 1974	L.A. Lakers	18-29	8-10	44
Dec. 8, 1971	L.A. Lakers	16-29	10-12	42

Allen Iverson (3 Games)

Date	Team	FGM-A	FTM-A	TP
Jan. 15, 2002	at Philadelphia	21-42	14-14	58*
Feb. 3, 2000	Philadelphia	16-25	7-12	40
Mar. 1, 2006	Philadelphia	16-29	7-9	40

*Franchise record

Bob McAdoo (3 Games)

Date	Team	FGM-A	FTM-A	TP
Mar. 18, 1975	Buffalo	22-31	7-9	51
Mar. 28, 1973	Buffalo (at S.A.)	20-36	5-6	45
Mar. 22, 1975	at Buffalo	18-30	6-9	42

Geoff Petrie (3 Games)

Date	Team	FGM-A	FTM-A	TP
Jan. 20, 1973	Portland	19-35	13-14	51
Mar. 16, 1973	at Portland	19-28	13-16	51
Mar. 7, 1971	Portland	16-32	8-9	40

Carmelo Anthony (3 Games)

Date	Team	FGM-A	FTM-A	TP
Feb. 7, 2011	at Denver	16-24	16-18	50
Mar. 15, 2010	Denver	18-35	6-7	45
Nov. 14, 2013	at New York	17-30	9-11	45

Nate Archibald (2 Games)

Date	Team	FGM-A	FTM-A	TP
Nov. 18, 1972	Kansas City	17-34	17-18	51
Feb. 13, 1973	at Kansas City	22-33	5-5	49

Gilbert Arenas (2 Games)

Date	Team	FGM-A	FTM-A	TP
Jan. 3, 2006	at Washington	13-25	13-16	44
Dec. 9, 2006	at Washington	13-30	8-13	41

Larry Bird (2 Games)

Date	Team	FGM-A	FTM-A	TP
Mar. 17, 1985	at Boston	17-32	14-15	48
Feb. 9, 1988	Boston	17-27	9-10	44

Tom Chambers (2 Games)

Date	Team	FGM-A	FTM-A	TP
Jan. 6, 1988	at Seattle	15-23	15-15	46
Mar. 10, 1987	Seattle	14-27	11-12	42

Adrian Dantley (2 Games)

Date	Team	FGM-A	FTM-A	TP
Jan. 4, 1984	Utah (at Las Vegas)	9-15	28-29	46
Nov. 14, 1980	at Utah	16-27	11-11	43

Monta Ellis (2 Games)

Date	Team	FGM-A	FTM-A	TP
Oct. 27, 2010	at Golden State	18-24	9-12	46
Dec. 20, 2010	at Golden State	15-20	11-14	44

Alex English (2 Games)

Date	Team	FGM-A	FTM-A	TP
Nov. 19, 1985	at Denver	21-30	12-12	54
Dec. 30, 1985	at Denver	17-33	8-11	42

Antonio McDyess (2 Games)

Date	Team	FGM-A	FTM-A	TP
Nov. 30, 2000	at Denver	15-28	10-12	40
Jan. 20, 2000	Denver	15-25	10-11	40

Glen Rice (2 Games)

Date	Team	FGM-A	FTM-A	TP
Jan. 21, 1997	Charlotte	13-25	14-16	42
Dec. 9, 1993	Miami	14-29	8-10	40

Russell Westbrook (2 Games)

Date	Team	FGM-A	FTM-A	TP
Jan. 5, 2017	Oklahoma City	16-34	9-11	49
Apr. 5, 2015	at Oklahoma City	12-29	12-15	40

Dominique Wilkins (2 Games)

Date	Team	FGM-A	FTM-A	TP
Dec. 21, 1985	at Atlanta	19-32	10-10	49
Dec. 17, 1995	Boston	16-27	6-9	43

Opponents 40-Point Club

One Game Each (62 Opponents)

Player	Date	Team	FGM-A	FTM-A	TP
Dirk Nowitzki	Dec. 2, 2004	at Dallas	15-32	21-22	53
Rick Barry	Jan. 17, 1973	Golden State (at S.A.)	24-33	3-4	51
Phil Smith	Dec. 11, 1976	at Golden State	18-27	15-20	51
Corey Brewer	Apr. 11, 2014	at Minnesota	19-30	11-15	51
Dana Barros	Mar. 14, 1995	at Philadelphia	21-26	6-8	50
Cazzie Russell	Dec. 11, 1973	at Golden State	22-43	5-6	49
Lou Hudson	Mar. 11, 1970	at Atlanta	22-33	4-5	48
Mike Woodson	Feb. 20, 1983	Kansas City	22-24	3-6	48
Mitch Richmond	Dec. 15, 1995	Sacramento	17-29	10-13	47
Mike Mitchell	Feb. 8, 1980	Cleveland	20-36	6-7	46
Jerry Stackhouse	Jan. 4, 2001	Detroit	15-27	13-14	46
Kevin Durant	Mar. 11, 2014	at Oklahoma City	12-22	13-16	45
World B. Free	Feb. 16, 1985	at Cleveland	17-30	5-5	45
Walt Hazzard	Dec. 28, 1967	Seattle	17-34	11-13	45
Karl Malone	Apr. 19, 1995	at Utah	16-24	13-18	45
Kiki Vandeweghe	Mar. 6, 1984	at Denver	16-26	13-14	45
Dwyane Wade	Dec. 29, 2010	Miami	17-24	10-10	45
Connie Hawkins	Mar. 22, 1970	Phoenix	15-30	14-18	44
Gus Johnson	Feb. 11, 1968	at Baltimore	19-28	6-8	44
Drazen Petrovic	Jan. 24, 1993	at New Jersey	17-23	7-7	44
Jalen Rose	Mar. 16, 2002	Chicago	18-34	5-5	44
Tom Van Arsdale	Feb. 13, 1971	Cincinnati	19-31	6-8	44
David West	Dec. 29, 2009	New Orleans	18-30	6-8	44
Vince Carter	Mar. 5, 2002	Toronto	18-31	5-6	43
Walt Frazier	Oct. 30, 1969	at New York	14-22	15-19	43
Kevin Grevey	Mar. 10, 1978	Washington	15-24	13-15	43
Antawn Jamison	Jan. 18, 2001	at Golden State	14-27	13-16	43
Jason Kidd	Mar. 29, 2001	Phoenix	16-34	6-8	43
Bob Love	Mar. 6, 1974	Chicago	18-29	7-7	43
Pete Maravich	Feb. 6, 1977	at New Orleans	17-33	9-10	43
George McGinnis	Jan. 9, 1980	Denver	14-17	15-17	43
Gary Payton	Apr. 16, 2000	Seattle	17-31	7-8	43
Stephen Jackson	Jan. 12, 2010	at Charlotte	15-22	10-11	43
Otis Birdsong	Dec. 5, 1980	at Kansas City	19-25	4-4	42
Butch Carter	Nov. 1, 1983	at Indiana	16-23	8-14	42
DeMar DeRozan	Mar. 30, 2015	at Toronto	14-27	12-17	42
Bob Lanier	Nov. 4, 1972	Detroit (at S.A.)	17-33	8-8	42
Jack Marin	Nov. 7, 1971	Baltimore	18-28	6-7	42
Jamal Mashburn	Apr. 11, 1995	Dallas	16-37	9-16	42
Sidney Moncrief	Feb. 24, 1983	Milwaukee	14-24	14-14	42
Bob Rule	Feb. 18, 1970	Seattle (at Eugene)	16-33	10-12	42
Brandon Roy	Oct. 31, 2009	Portland	12-20	13-13	42
Michael Adams	Apr. 5, 1991	at Denver	15-34	5-5	41
Elgin Baylor	Feb. 25, 1968	L.A. Lakers	16-23	9-15	41
Billy Cunningham	Oct. 14, 1971	Philadelphia	14-21	13-17	41
John Drew	Feb. 18, 1978	Atlanta	12-26	17-19	41
Clyde Drexler	Mar. 20, 1990	Portland	18-26	5-8	41
Shaquille O'Neal	Jan. 19, 2001	at L.A. Lakers	17-23	7-18	41
Charlie Scott	Feb. 17, 1973	Phoenix	15-28	11-13	41
David Thompson	Jan. 12, 1978	Denver	17-24	7-8	41
Karl-Anthony Town	Dec. 17, 1016	at Minnesota	14-24	10-12	41
John Williamson	Feb. 18, 1979	at New Jersey	17-30	7-10	41
Baron Davis	Apr. 5, 2005	at Golden State	11-20	15-16	40
Mike Davis	Nov. 18, 1969	at Baltimore	17-30	6-7	40
Rudy LaRusso	Feb. 1, 1968	San Francisco	17-28	6-8	40
Jeff Malone	Nov. 28, 1992	Utah	16-21	8-10	40
Stephon Marbury	Feb. 17, 1999	Minnesota	16-24	8-11	40
Don Nelson	Feb. 25, 1970	at Boston	13-18	14-15	40
Jim Paxson	Jan. 15, 1985	at Portland	16-18	7-8	40
David Robinson	Mar. 12, 1994	San Antonio	15-26	10-14	40
O.J. Mayo	Dec. 8, 2012	Dallas	15-26	4-4	40
J.J. Redick	Jan. 18, 2016	at L.A. Clippers	11-19	9-9	40

Rockets Team Records

Most Points Scored

Season:	9,732 (118.7 per game)	1969-70
	9,458 (115.3 per game)	2016-17
	9,456 (115.3 per game)	1968-69
Game:	156 at Denver	1/10/91
	151 at Cincinnati	3/12/70
	150 vs. Cincinnati	2/15/70
Half:	94 at Denver, 2nd	1/10/91
	89 at LA Lakers, 2nd	4/8/14
Quarter:	50 at Denver, 4th	1/10/91
1st Qtr.:	44 vs. Denver	11/6/90
2nd Qtr.:	47 vs. Denver	4/6/14
3rd Qtr.:	49 at LA Lakers	2/19/14
4th Qtr.:	50 at Denver	1/10/91
Overtime:	23 vs. Dallas (2OT), 1st OT	4/11/95

Fewest Points Scored

Season:	4,711 (94.2 per game)	1998-99
	6,474 (98.1 per game)	2011-12
	7,362 (89.8 per game)	2003-04
Game:	66 vs. Miami	12/21/96
	66 vs. Portland	4/8/03
	66 at Detroit	1/7/04
	66 at Miami	2/9/10
Half:	19 vs. Oklahoma City, 2nd	1/19/14
	24 at San Antonio, 1st	11/13/01
	24 vs. New Orleans (OT), 2nd	1/19/12
Quarter:	7 at L.A. Lakers, 4th	11/15/91
	7 vs. New Orleans, 3rd	12/29/02
	7 vs. New Orleans (OT), 4th	1/19/12
1st Qtr.:	8 3x: last at San Antonio	12/13/03
2nd Qtr.:	8 vs. San Antonio	12/11/03
3rd Qtr.:	7 vs. New Orleans	12/29/02
4th Qtr.:	7 at L.A. Lakers	11/15/91
	7 vs. New Orleans (OT)	1/19/12
Overtime:	0 vs. Portland (OT)	1/22/83

Largest Margin of Victory

Game:	52 vs. New Jersey	10/18/78
	(139-87)	

Largest Margin of Defeat

Game:	56* vs. Seattle	12/6/86
	(80-136)	

Most Field Goals Made

Season:	3,866	1969-70
	3,772	1972-73
	3,759	1985-86
Game:	67 at Cincinnati	3/12/70
	64 vs. L.A. Clippers	3/15/86
	63 vs. Cincinnati	2/15/70
	63 vs. San Antonio	1/20/84

Fewest Field Goals Made

Season:	1,755	1998-99
	2,489	2011-12
	2,708	2005-06
Game:	23 6x: last at OKC	11/16/14

Most Field Goals Attempted

Season:	8,867	1969-70
	8,631	1968-69
	8,547	1967-68
Game:	138 vs. San Francisco	11/19/67
	133 at Cincinnati	3/12/70
	130 vs. San Antonio (OT)	4/13/84

Fewest Field Goals Attempted

Season:	3,798	1998-99
	5,543	2011-12
	6,195	2003-04
Game:	54 vs. Utah	2/4/02
	59 at Chicago	1/5/76
	60 vs. Minnesota	12/8/92
	60 at Golden State	2/6/99
	60 at Vancouver	3/6/99
	60 at Memphis	11/25/05

Highest Field Goal Percentage

Season:	.504	1984-85
	.497	1978-79
	.495	1983-84
Game:	.685 vs. Philadelphia	2/16/93
	(61-89)	
	.667 at Portland	4/5/84
	(50-75)	
	.654 at Boston	10/24/73
	(53-81)	
Quarter:	.950 vs. New York	3/19/80
	(19-20)	

Lowest Field Goal Percentage

Season:	.417	1967-68
	.421	1970-71
	.428	1968-69
Game:	.288 at Oklahoma City	11/16/14
	(23-80)	
	.295 vs. New York	12/27/02
	(23-78)	
	.295 vs. Portland	4/8/03
	(26-88)	

Most Consecutive Field Goals Made

Game:	22 vs. Portland	2/22/83
--------------	-----------------	---------

Most 3-Point Field Goals Made

Season:	1,181	2016-17
	933	2014-15
	878	2015-16
Game:	24 vs. New Orleans	12/16/16
	23 vs. Golden State	2/5/13

Fewest 3-Point Field Goals Made

Season:	21	1980-81
	30	1983-84
	41	1984-85
Game:	0 multiple, last vs. San Antonio	3/18/06

Most 3-Point Field Goals Attempted

Season:	3,306	2016-17
	2,680	2014-15
	2,533	2015-16
Game:	61 vs. New Orleans	12/16/16
	58 vs. Minnesota	2/25/17
	56 vs. Minnesota	4/12/17

Fewest 3-Point Field Goals Attempted

Season:	118	1980-81
	154	1983-84
	176	1981-82
Game:	0 multiple, last vs. San Antonio	2/28/88

Rockets Team Records

Highest 3-Point Field Goal Percentage

Season:	.375	2008-09
	.372	2006-07
	.368	1994-95
	.368	1998-99
Game:	.750 vs. Golden State	4/7/94
	(12-16)	
	.714 vs. L.A. Lakers	12/21/00
	(5-7)	
	.696 at Milwaukee	2/17/10
	(16-23)	
	.696 at Memphis	12/3/10
	(16-23)	

Lowest 3-Point Field Goal Percentage

Season:	.178	1980-81
	.195	1983-84
	.220	1984-85
Game:	.000 at Orlando	3/30/91
	(0-15)	
	.000 vs. Indiana	1/5/91
	(0-11)	
	.000 at Minnesota	3/30/00
	(0-11)	
	.000 vs. Portland	2/13/05
	(0-11)	

Most Free Throws Made

Season:	2,188	1970-71
	2,083	1967-68
	2,074	1968-69
Game:	47 at Seattle	12/28/67
	46 vs. Cleveland	10/22/70
	46 at Phoenix	11/25/87

Fewest Free Throws Made

Season:	865	1998-99
	1,018	2011-12
	1,342	2007-08
Game:	2 at Denver	1/27/78
	3 vs. Portland	2/22/83
	3 at Chicago	1/5/15
	4 6x: last at Phoenix	2/9/12

Most Free Throws Attempted

Season:	3,039	1968-69
	2,929	1967-68
	2,921	1970-71
Game:	65 at Seattle	12/28/67
	57 vs. St. Louis	1/3/68
	57 at Philadelphia	11/17/71

Fewest Free Throws Attempted

Season:	1,187	1998-99
	1,301	2011-12
	1,774	2003-04
Game:	4 at Denver	1/27/78
	5 at Chicago	1/5/15
	5 vs. Memphis	3/4/15

Highest Free Throw Percentage

Season:	.812	1973-74
	.805	2008-09
	.801	2010-11
Game:	1.000 at Sacramento	4/12/10
	(23-23)	
	1.000 at Golden State	4/5/05
	(19-19)	
	1.000 vs. Boston	10/21/78
	(18-18)	
	1.000 at Portland	12/16/79
	(18-18)	
	1.000 vs. Dallas	3/11/95
	(18-18)	
Quarter:	1.000 vs. Portland, 4th	11/5/91
	(19-19)	

Most Consecutive Free Throws Made

Season:	34	3/7/95-3/13/95
----------------	----	----------------

Lowest Free Throw Percentage

Season:	.682	1968-69
	.694	2015-16
	.699	1984-85
Game:	.214 vs. Portland	2/22/83
	(3-14)	
	.273 vs. Detroit	12/12/07
	(6-22)	
	.353 vs. Minnesota	2/21/02
	(6-17)	

Most Rebounds

Season:	5,418	1967-68
	5,026	1968-69
	4,786	1969-70
Game:	89 vs. Seattle	1/4/69
	83 vs. Baltimore	1/10/69
	82 vs. San Francisco	12/2/67

Fewest Rebounds

Season:	2,075	1998-99
	2,783	2011-12
	3,320	1994-95
Game:	23 at Minnesota	2/21/96
	24 vs. Utah	12/23/02
	25 3x: last at Utah	4/18/07

Most Offensive Rebounds

Season:	1,403	1981-82
	1,394	1979-80
	1,325	1984-85
Game:	35 vs. San Antonio	4/13/84
	33 vs. Seattle	2/11/82
	33 vs. Phoenix	2/16/91

Fewest Offensive Rebounds

Season:	536	1998-99
	769	2011-12
	847	2003-04
Game:	1 at Chicago	11/3/03
	2 4x: last vs. Oklahoma City	3/26/17

Most Defensive Rebounds

Season:	2,797	2013-14
	2,673	2006-07
	2,662	2008-09
Game:	50 vs. Dallas	2/4/81
	50 vs. Denver	11/6/90
	49 vs. Indiana (3OT)	3/13/01

Rockets Team Records

Fewest Defensive Rebounds

Season:	1,539	1998-99
	2,014	2011-12
	2,217	1979-80
Game:	15	at Boston 3/12/80
	15	at Portland 2/22/83
	17	3x: last at Minnesota 2/21/96

Largest Rebound Margin (Rockets)

Game:	32	vs. Seattle 1/4/69
	(89-57)	
	32	at New York (OT) 1/19/71
	(81-49)	
	32	vs. Dallas 2/4/81
	(65-33)	
	32	vs. Seattle 2/11/82
	(61-29)	

Fewest Rebounds, Two Teams

Game:	54	Utah 30, at Houston 24	12/23/02
--------------	----	------------------------	----------

Most Assists

Season:	2,318	1985-86
	2,302	1978-79
	2,239	1984-85
Game:	50	vs. L.A. Clippers 3/15/86
	45	vs. Cincinnati 2/15/70
	44	vs. San Antonio 1/20/84
	44	vs. Golden State 2/25/95

Fewest Assists

Season:	1,058	1998-99
	1,404	2011-12
	1,482	2001-02
Game:	6	at Atlanta 2/23/69
	6	at Washington 4/1/77
	7	at Chicago 1/16/68

Most Steals

Season:	821	2015-16
	809	1989-90
	796	1990-91
Game:	21	vs. Cleveland 11/16/86
	20	5x: last at L.A. Lakers 12/7/16

Fewest Steals

Season:	386	1998-99
	496	2011-12
	537	2001-02
Game:	0	at Dallas 11/12/91
	0	vs. Golden State 12/31/05
	1	10x: last vs. Denver 3/2/12

Most Blocked Shots

Season:	597	1984-85
	571	1991-92
	555	1986-87
Game:	20	at Denver 11/16/84
	19	at Chicago 12/9/83
	18	at Denver 1/2/85
	18	vs. Golden State 1/7/86
	18	at Golden State 11/26/88

Fewest Blocked Shots

Season:	260	1998-99
	286	1978-79
	294	1997-98
Game:	0	57x: last vs. Dallas 3/3/13

Most Blocked Shots, Two Teams

Game:	31	Houston 20, at Denver 11	11/16/84
--------------	----	--------------------------	----------

Fewest Blocked Shots, Two Teams

Game:	0	at L.A. Lakers	1/22/78
--------------	---	----------------	---------

Most Personal Fouls

Season:	2,317	1983-84
	2,188	1967-68
	2,132	1976-77
Game:	41	at Atlanta 10/19/74
	41	vs. Detroit 1/20/16
	40	vs. New Jersey 1/25/83
	40	vs. L.A. Lakers 1/10/84
	40	at Kansas City 11/1/84

Fewest Personal Fouls

Season:	960	1998-99
	1,347	2011-12
	1,476	2001-02
Game:	7	at Milwaukee 2/20/02
	7	vs. Sacramento 12/1/03
	8	at Minnesota 2/4/00
	8	at New Jersey 3/29/11

Most Disqualifications

Season:	52	1983-84
	39	1970-71
	36	1973-74
	36	1975-76

Fewest Disqualifications

Season:	4	2002-03
	5	1998-99
	5	2016-17

Most Turnovers

Season:	1,759	1974-75
	1,605	1984-85
	1,571	1982-83
Game:	34	vs. Chicago 10/27/73
	34	vs. Kansas City (Omaha) 3/17/74
	33	vs. Cleveland 11/28/79

Fewest Turnovers

Season:	812	1998-99
	955	2011-12
	1,110	2010-11
Game:	4	vs. Sacramento 1/23/86
	4	vs. Sacramento 11/26/14
	5	4x: last vs. Utah 11/19/16

Opponents Team Records

Most Points Scored

Season:	9,986 (121.8 per game)	1969-70
	9,920 (121.0 per game)	1967-68
	9,472 (115.5 per game)	1968-69
Game:	165 at Cincinnati	3/12/70
	159 at Philadelphia	1/25/70
Half:	97 vs. Atlanta, 2nd	2/11/70
	90 at Boston, 2nd	2/25/70
	89 at Cincinnati, 1st	3/12/70
Quarter:	54 vs. Atlanta, 3rd	2/11/70
	54 at Boston, 4th	2/25/70
	50 vs. San Antonio, 2nd	11/17/84
1st Qtr.:	47 at Boston	1/26/73
2nd Qtr.:	50 vs. San Antonio	11/17/84
3rd Qtr.:	54 vs. Atlanta	2/11/70
4th Qtr.:	54 at Boston	2/25/70
Overtime:	23 vs. Dallas (2OT), 1st OT	4/11/95

Fewest Points Scored

Season:	4,595 (91.9 per game)	1998-99
	6,459 (97.9 per game)	2011-12
	7,220 (88.0 per game)	2003-04
Game:	62 at Charlotte	12/8/06
	63 vs. Utah	1/3/04
	63 vs. Cleveland	12/2/06
	65 2x: last at OKC	11/16/15
Half:	23 vs. Washington, 1st	2/26/08
	24 vs. New Jersey, 1st	3/8/03
	25 at Seattle, 2nd	4/4/08
Quarter:	6 at Seattle, 3rd	3/8/05
	6 vs. New Orleans	4/26/12
	7 at Sacramento, 4th	11/2/97
	7 vs. Utah, 4th	1/3/04
1st Qtr.:	8 vs. San Francisco	12/2/67
2nd Qtr.:	8 5x: last vs. New Jersey	3/8/03
3rd Qtr.:	6 at Seattle	3/8/05
4th Qtr.:	6 vs. New Orleans	4/26/12
Overtime:	2 vs. Phoenix (OT)	3/20/99

Most Field Goals Made

Season:	3,947	1969-70
	3,837	1967-68
	3,824	1972-73
Game:	67 at Cincinnati	3/12/70
	64 vs. Baltimore	3/1/68
	63 at Philadelphia	1/25/70
	63 at Golden State	3/15/73

Fewest Field Goals Made

Season:	1,793	1998-99
	2,474	2011-12
	2,636	2003-04
Game:	20 at Oklahoma City	11/16/14
	21 at Chicago	11/3/03
	22 vs. Cleveland	12/2/06
	23 6x: last at Charlotte	12/8/06

Most Field Goals Attempted

Season:	8,635	1969-70
	8,586	1968-69
	8,189	1967-68
Game:	131 at Cincinnati	3/12/70
	130 at San Francisco	10/18/69
	128 vs. Philadelphia (N.Y.)	12/10/68
	128 vs. Dallas	4/11/95

Fewest Field Goals Attempted

Season:	4,136	1998-99
	5,427	2011-12
	6,310	2005-06

Game:	59 vs. Cleveland	3/21/96
	61 at Utah	4/10/06
	64 at Minnesota	1/19/13

Highest Field Goal Percentage

Season:	.503	1982-83
	.498	1978-79
	.497	1981-82
Game:	.676 at San Antonio	4/7/85
	(48-71)	
	.675 at Utah	2/27/10
	(52-77)	
	.662 at Atlanta	3/2/74
	(51-77)	

Lowest Field Goal Percentage

Season:	.412	2003-04
	.423	2004-05
	.429	2005-06
	.429	2006-07
Game:	.266 at Chicago	11/3/03
	(21-79)	
	.268 at L.A. Clippers	2/28/00
	(26-97)	
	.282 vs. Cleveland	12/2/06
	(22-78)	

Most 3-Point Field Goals Made

Season:	796	2015-16
	666	2013-14
	661	2012-13
Game:	22 at L.A. Clippers	1/18/16
	19 vs. Charlotte	1/10/17
	17 3x: last vs. Cleveland	3/12/17

Fewest 3-Point Field Goals Made

Season:	33	1982-83
	42	1983-84
	48	1981-82
Game:	0 many times, last vs. Memphis	12/30/11

Most 3-Point Field Goals Attempted

Season:	2,389	2016-7
	2,018	2015-16
	1,889	2013-14
Game:	44 at Brooklyn	1/15/17
	44 at Golden State	12/1/16
	43 2x: last vs. Cleveland	3/12/17

Fewest 3-Point Field Goals Attempted

Season:	125	1982-83
	157	1983-84
	171	1980-81
Game:	0 many times, last vs. Boston	2/18/93

Highest 3-Point Field Goal Percentage

Season:	.376	1994-95
	.372	2003-04
	.369	2005-06
Game:	.800 vs. San Antonio	2/20/00
	(8-10)	
	.778 at San Antonio	2/12/80
	(7-9)	
	.778 at Portland	11/11/00
	(7-9)	

Opponents Team Records

Lowest 3-Point Field Goal Percentage

Season:	.238	1981-82
	.264	1982-83
	.268	1983-84
Game:	.000 vs. Philadelphia	2/22/88
	(0-14)	
	.000 vs. Cleveland	10/31/97
	(0-13)	
	.000 vs. Memphis	10/29/08
	(0-13)	
	.000 at Phoenix	11/15/02
	(0-11)	
	.000 vs. Atlanta	12/29/06
	(0-11)	

Most Free Throws Made

Season:	2,246	1967-68
	2,116	1983-84
	2,092	1969-70
Game:	46 at Phoenix	12/11/71
	46 at Denver	3/15/81
	44 at Phoenix	10/16/71
	44 at Denver	3/21/84

Fewest Free Throws Made

Season:	779	1998-99
	1,142	2011-12
	1,221	2001-02
Game:	1 vs. New Orleans	11/19/77
	3 at Milwaukee	11/16/95
	3 at Memphis	11/30/01
	3 at Milwaukee	2/20/02

Most Free Throws Attempted

Season:	3,133	1967-68
	2,950	1968-69
	2,804	1969-70
Game:	62 vs. St. Louis	1/3/68
	59 vs. Detroit	1/20/16
	59 at Phoenix	12/11/71
	59 at Portland	12/8/84

Fewest Free Throws Attempted

Season:	1,062	1998-99
	1,490	2011-12
	1,623	2001-02
Game:	3 at Milwaukee	2/20/02
	4 at Memphis	11/30/02
	4 at Utah	2/12/03

Highest Free Throw Percentage

Season:	.788	1979-80
	.781	2010-11
	.779	1986-87
	.779	1999-2000
Game:	1.000 at Golden State	4/11/91
	(33-33)	
	1.000 vs. Chicago	2/9/77
	(25-25)	
	1.000 at Minnesota	2/10/14
	(21-21)	

Lowest Free Throw Percentage

Season:	.707	1995-96
	.708	1968-69
	.717	1967-68

Most Rebounds

Season:	4,959	1968-69
	4,933	1967-68
	4,550	1969-70
Game:	82 at San Francisco	1/7/69

79	vs. Detroit (N.Y.)	2/6/68
77	at Chicago	1/18/69
77	at Detroit	2/8/69

Fewest Rebounds

Season:	2,055	1998-99
	2,756	2011-12
	3,258	2003-04
Game:	20 vs. Buffalo	2/17/74
	24 4x: last vs. Atlanta	2/17/97

Most Offensive Rebounds

Season:	1,290	1979-80
	1,261	1987-88
	1,242	1990-91
Game:	31 at Denver	11/16/84
	31 at San Antonio	1/4/92

Fewest Offensive Rebounds

Season:	664	1998-99
	729	2011-12
	800	2006-07
Game:	1 at Cleveland	3/23/75
	2 2x: last vs. San Antonio	11/12/16

Most Defensive Rebounds

Season:	2,710	1982-83
	2,632	2009-10
	2,621	2014-15
Game:	50 at San Antonio	4/1/83
	49 at San Antonio	1/15/82
	48 2x: last: Atlanta	2/2/17

Fewest Defensive Rebounds

Season:	1,391	1998-99
	2,027	2011-12
	2,222	1984-85
Game:	13 vs. Buffalo	2/17/74
	13 vs. New Jersey	1/3/79
	14 vs. New York	3/24/88

Largest Rebound Margin (Opponent)

Game:	34 at Baltimore	12/11/72
	(73-39)	
	34 vs. San Diego	3/13/84
	(66-32)	

Most Assists

Season:	2,278	1978-79
	2,252	1982-83
	2,223	1979-80
Game:	47 vs. Phoenix (Tucson)	3/15/69
	46 at Milwaukee	11/10/78
	45 vs. Kansas City	2/9/73
	45 at San Antonio	12/8/79
	45 at Milwaukee	12/21/80

Fewest Assists

Season:	1,034	1998-99
	1,321	2011-12
	1,548	2007-08
Game:	7 vs. Baltimore (Chicago)	2/8/68
	7 vs. New Orleans	12/29/03
	7 vs. Denver	1/27/10
	8 vs. Milwaukee (Astrodome)	1/22/70
	8 vs. Boston	12/6/05
	8 vs. Denver	11/24/07

Most Steals

Season:	800	1988-89
	790	1989-90
	782	1983-84
Game:	24 vs. Charlotte	11/30/89
	21 at New York	11/16/82
	20 3x: last vs. Dallas	3/7/04

Opponents Team Records

Fewest Steals

Season:	441	1998-99
	495	2011-12
	547	1976-77
Game:	0	vs. Sacramento
	0	vs. Orlando
	1	11x: last vs. LA Clippers
		2/25/15

Most Blocked Shots

Season:	532	2009-10
	498	2012-13
	460	2013-14
Game:	18	at Detroit
	17	at L.A. Lakers
	16	3x: last at Philadelphia
		2/8/84

Fewest Blocked Shots

Season:	245	1998-99
	308	1974-75
	311	1975-76
Game:	0	46x: last at L.A. Clippers
		4/10/17

Most Personal Fouls

Season:	2,265	1968-69
	2,190	1967-68
	2,141	1970-71
Game:	43	at Seattle
	41	at New Jersey
	40	at Phoenix
		12/28/67
		2/18/79
		1/19/69

Fewest Personal Fouls

Season:	1,030	1998-99
	1,215	2011-12
	1,615	2007-08
Game:	9	at Denver
	9	vs. L.A. Clippers
	9	at N.O./Okla. City
	9	vs. Washington
		1/27/78
		4/12/85
		3/25/07
		2/26/08

Most Disqualifications

Season:	48	1968-69
	43	1978-79
	41	1970-71

Fewest Disqualifications

Season:	2	1998-99
	4	2011-12
	7	2001-02
	7	2012-13

Most Turnovers

Season:	1,596	1979-80
	1,504	1982-83
	1,495	1984-85
Game:	35	vs. Portland
	34	vs. New Orleans
	33	at Boston
		2/18/75
		12/17/74
		1/26/73

Fewest Turnovers

Season:	653	1998-99
	972	2011-12
	988	2001-02
Game:	3	vs. Toronto
	3	at L.A. Lakers
	4	vs. Atlanta
	4	vs. Sacramento
		1/16/01
		12/30/01
		2/25/99
		4/1/15

Rockets Individual Records

(Current Rockets Players Bolded)

Seasons Played

Career:	17	Hakeem Olajuwon	1984-2001
	13	Calvin Murphy	1970-83
	11	Rudy Tomjanovich	1970-81

Games Played

Career:	1,177	Hakeem Olajuwon	1984-2001
Season:	82	85 times by 45 Rockets: last by Corey Brewer and James Harden	2015-16
Consecutive:	442	Elvin Hayes	1968-72, 1981-83 (1/6/83)
	388	Sleepy Floyd	3/4/88-1/14/92
	328	Otis Thorpe	1988-92

Minutes Played

Career:	42,844	Hakeem Olajuwon	1984-2001
Season:	3,695	Elvin Hayes	1968-69
	3,665	Elvin Hayes	1969-70
	3,633	Elvin Hayes	1970-71
Game:	59	Cuttino Mobley	vs. Atlanta (3OT)
	59	Aaron Brooks	vs. Minnesota (3OT)
	58	Charles Barkley	vs. L.A. Lakers (2OT)
	58	Cuttino Mobley	vs. Indiana (3OT)
	58	Steve Francis	vs. Atlanta (3OT)

Points

Career:	26,511	Hakeem Olajuwon	1984-2001
Season:	2,520	Moses Malone	1981-82
	2,376	James Harden	2015-16
	2,350	Elvin Hayes	1970-71
Game:	57	Calvin Murphy	vs. New Jersey
	54	Elvin Hayes	vs. Detroit
	53	Moses Malone	vs. San Diego
	53	James Harden	vs. New York
	52	Hakeem Olajuwon	vs. Denver (OT)
	51	Moses Malone	vs. Golden State
	51	Vernon Maxwell	vs. Cleveland
	51	Hakeem Olajuwon	vs. Boston
	51	James Harden	vs. Sacramento
	51	James Haren	at Philadelphia
Half:	37	Vernon Maxwell	vs. Cleveland, 2nd
	34	James Harden	at Portland, 2nd
	34	Sleepy Floyd	at Denver, 2nd
Quarter:	30	Vernon Maxwell	vs. Cleveland, 4th
	23	Yao Ming	at Washington, 4th
	22	Sleepy Floyd	at Denver, 3rd
	22	Hakeem Olajuwon	vs. San Antonio, 2nd
	22	Tracy McGrady	at Utah, 2nd
	22	Kevin Martin	vs. Cleveland, 1st
Overtime:	12	Derrick Chievous	vs. Golden State (2OT)

Most Consecutive Games, Scoring

Double Figures:	319	Moses Malone	11/4/78-4/18/82
	258	Hakeem Olajuwon	3/13/92-11/23/95
	250	Elvin Hayes	10/17/68-10/20/71
20+ Points:	29	Moses Malone	1/16/82-3/18/82
30+ Points:	13	Moses Malone	1/26/82-2/23/82
40+ Points:	3	Moses Malone	2 times (2/2/82-2/7/82, 2/26/82-3/2/82)

Scoring Average

Career:	27.4	James Harden	2012-17
	24.0	Moses Malone	1976-82
	22.7	Tracy McGrady	2004-10
Season:	31.1	Moses Malone	1981-82
	29.1	James Harden	2016-17
	29.0	James Harden	2015-16

Most Field Goals Made

Career:	10,555	Hakeem Olajuwon	1984-2001
Season:	948	Elvin Hayes	1970-71
	930	Elvin Hayes	1968-69
	914	Elvin Hayes	1969-70
Game:	24	Calvin Murphy	vs. New Jersey
	24	Hakeem Olajuwon	vs. Denver
	21	Calvin Murphy	vs. Washington
	21	Hakeem Olajuwon	vs. Denver (OT)

Rockets Individual Records

Most Field Goals Attempted

Career:	20,573	Hakeem Olajuwon	1984-2001
Season:	2,215	Elvin Hayes	1970-71
	2,082	Elvin Hayes	1968-69
	2,020	Elvin Hayes	1969-70
Game:	45	Elvin Hayes	11/23/68
	41	Elvin Hayes	10/27/70
	41	Elvin Hayes	1/1/71
		vs. Detroit	
		at Milwaukee	
		at L.A. Lakers	

Field Goal Percentage

Career:	.614	Clint Capela	2014-2017
	.601	Dwight Howard	2013-16
Season:	.643	Clint Capela	2016-17
(NBA qualifiers)	.620	Otis Thorpe	1991-92
	.620	Dwight Howard	2015-16
Game:	1.000	Yao Ming	1/17/09
(min. 10 att.)	(12-12)	vs. Miami	

3-Point Field Goals Made

Career:	1,062	James Harden	2014-17
Season:	262	James Harden	2016-17
	246	Eric Gordon	2016-17
	236	James Harden	2015-16
Game:	10	Chandler Parsons	1/24/14
	9	3 times; last: James Harden	12/31/16
Consecutive, Without Miss:	10	Kenny Smith	1/22/91-2/6/91
Consecutive Games:	53	James Harden	3/14/16-1/5/17
	39	Aaron Brooks	12/22/09-3/17/10
	37	Luther Head	11/4/06-1/13/07

3-Point Field Goals Attempted

Career:	2,937	James Harden	2012-17
Season:	756	James Harden	2016-17
	661	Eric Gordon	2016-17
	657	James Harden	2015-16
Game:	19	James Harden	4/7/17
	17	Eric Gordon	1/18/17
	17	Vernon Maxwell	12/17/95
		vs. Detroit	
		vs. Milwaukee	
		vs. Boston	

3-Point Field Goal Percentage

Career:	.407	Kenny Smith	1990-96
	.407	Scott Brooks	1992-95
Season:	.451	Jon Barry	2004-05
	.446	Matt Bullard	1999-2000
	.441	Luther Head	2006-07
Game:	1.000	Aaron Brooks	3/17/10
(min. 5 made)	(7-7)		
	1.000	Shane Battier	2/17/10
	(6-6)		
	1.000	Chandler Parsons	11/29/13
	(6-6)	vs. Brooklyn	

Most Free Throws Made

Career:	5,376	Hakeem Olajuwon	1984-2001
Season:	746	James Harden	2016-17
	720	James Harden	2015-16
	715	James Harden	2014-15
Game:	22	James Harden	3/19/15
	22	James Harden	12/26/13
	22	Sleepy Floyd	2/3/91
	21	2x; last: James Harden	3/23/15
Consecutive:	78	Calvin Murphy	12/27/80-2/20/81
		vs. Denver	
		vs. Memphis	
		vs. Golden State	
		at Indiana	

Rockets Individual Records

Most Free Throws Attempted

Career:	7,537	Hakeem Olajuwon	1984-2001
Season:	837	James Harden	2015-16
	827	Moses Malone	1981-82
	824	James Harden	2014-15
Game:	27	Sleepy Floyd	2/3/91
	26	Josh Smith	4/10/15
	26	Moses Malone	4/4/79
	25	Dwight Howard	1/28/14
	25	2x: last James Harden	3/19/15
		vs. Golden State	
		vs. San Antonio	
		at Philadelphia	
		vs. San Antonio	
		vs. Denver	

Free Throw Percentage

Career:	.941	Rick Barry	1978-80
Season:	.958	Calvin Murphy	1980-81
	.947	Rick Barry	1978-79
	.935	Rick Barry	1979-80
Game:	1.000	Kevin Martin	3/20/11
(min. 15 made)	(18-18)		
	1.000	James Harden	12/5/16
	(18-18)		
	1.000	Kevin Martin	10/27/10
	(17-17)		
		vs. Boston	
		at Golden State	

Rebounds

Career:	13,382	Hakeem Olajuwon	1984-2001
Season:	1,444	Moses Malone	1978-79
	1,406	Elvin Hayes	1968-69
	1,386	Elvin Hayes	1969-70
Game:	37	Moses Malone	2/9/79
	35	Elvin Hayes	1/19/71
	33	Charles Barkley	11/2/96
Half:	21	Toby Kimball	2/2/67
	19	Moses Malone	2/9/79
	18	Otis Thorpe	2/15/90
	18	Marcus Camby	4/13/12
Quarter:	14	Moses Malone	2/9/79
	12	Hakeem Olajuwon	2/11/92
	12	Chuck Hayes	2/23/11
		at New Orleans	
		at New York	
		at Phoenix	
		vs. San Francisco	
		at New Orleans, 1st	
		vs. New York, 1st	
		vs. Phoenix, 1st	
		at New Orleans, 1st	
		at Seattle, 3rd	
		at Cleveland, 1st	

Most Games in a Season, Rebounds

10+ Rebounds:	78	Moses Malone	1978-79, 1980-81
20+ Rebounds:	32	Moses Malone	1978-79
	25	Elvin Hayes	1968-69

Most Consecutive Games, Rebounds

10+ Rebounds:	60	Elvin Hayes	10/30/68-2/22/69
	57	Moses Malone	12/29/78-10/12/79
20+ Rebounds:	5	Elvin Hayes	12/1/70-12/12/70

Highest Rebounding Average

Career:	15.0	Moses Malone	1976-82
Season:	17.6	Moses Malone	1978-79
	16.9	Elvin Hayes	1969-70
	16.6	Elvin Hayes	1970-71

Offensive Rebounds

Career:	3,936	Hakeem Olajuwon	1984-2001
Season:	587	Moses Malone	1978-79
	573	Moses Malone	1979-80
	558	Moses Malone	1981-82
Game:	21	Moses Malone	2/11/82
	19	Moses Malone	2/9/79
	16	Moses Malone	11/16/77
		vs. Seattle	
		at New Orleans	
		vs. Buffalo	

Rockets Individual Records

Defensive Rebounds

Career:	9,446	Hakeem Olajuwon	1984-2001
Season:	857	Moses Malone	1978-79
	850	Hakeem Olajuwon	1989-90
	767	Hakeem Olajuwon	1988-89
Game:	25	Charles Barkley	at Phoenix 11/2/96
	22	Hakeem Olajuwon	at Detroit 2/27/90
	22	Charles Barkley	vs. Boston 12/4/96

Assists

Career:	4,402	Calvin Murphy	1970-83
Season:	768	John Lucas Jr.	1977-78
	709	Sleepy Floyd	1988-89
	603	Calvin Murphy	1973-74
Game:	22	Art Williams	at Phoenix 12/28/68
	22	Art Williams	vs. San Francisco 2/14/70
	22	Allen Leavell	vs. New Jersey 1/25/83
	21	Larry Siegfried	at Portland 11/16/70
Half:	14	James Harden	at LA. Lakers 10/26/16
	14	John Lucas Jr.	vs. Milwaukee, 2nd 10/27/77
Quarter:	12	John Lucas Jr.	vs. Milwaukee, 3rd 10/27/77
	10	Art Williams	at Atlanta, 2nd 10/29/69

Highest Assists Per Game Average

Career:	7.6	James Harden	2012-17
Season:	11.2	James Harden	2016-17
	9.4	John Lucas Jr.	1977-78
	8.8	John Lucas Jr.	1985-86

Most Double-Figure Assist Games

Career:	113	James Harden	2012-2017
Season:	60	James Harden	2016-17
	33	John Lucas Jr.	1977-78
	29	Sleepy Floyd	1988-89
Consecutive:	12	James Harden	12/21/16-1/11/17
	9	James Harden	3/10-3/28/17

Steals

Career:	2,088	Hakeem Olajuwon	1984-2001
Season:	213	Hakeem Olajuwon	1988-89
	174	Hakeem Olajuwon	1989-90
	165	Allen Leavell	1982-83
Game:	10	Clyde Drexler	vs. Sacramento 11/1/96
	9	Calvin Murphy	vs. Boston 12/14/73
	9	Rafer Alston	vs. Charlotte 2/10/07

Blocked Shots

Career:	3,740	Hakeem Olajuwon*	1984-2001
Season:	376	Hakeem Olajuwon	1989-90
	342	Hakeem Olajuwon	1992-93
	304	Hakeem Olajuwon	1991-92
Game:	13	Elvin Hayes	vs. Milwaukee 3/19/71
	13	Elvin Hayes	vs. Phoenix 3/21/71
	13	Ralph Sampson	at Chicago 12/9/83

(Blocks not officially kept by NBA until 1973-74)

*NBA record holder

Personal Fouls

Career:	4,236	Hakeem Olajuwon	1984-2001
Season:	361	Kevin Kunnert	1976-77
	344	Don Adams	1970-71
	344	Hakeem Olajuwon	1984-85

Disqualifications

Career:	80	Hakeem Olajuwon	1984-2001
Season:	17	Kevin Kunnert	1976-77

Turnovers

Career:	3,569	Hakeem Olajuwon	1984-2001
Season:	464	James Harden	2016-17
	374	James Harden	2016-17
	326	Moses Malone	1978-79
Game:	12	James Harden	11/23/16
	12	Moses Malone	at Phoenix 2/6/81

Opponents Single-Game Records

Points

Game:	58	Allen Iverson	at Philadelphia (OT)	1/15/02
	54	Alex English	vs. Denver	11/19/85
	53	Dirk Nowitzki	at Dallas (OT)	12/2/04
	53	Kobe Bryant	at L.A. Lakers (2OT)	12/15/06
	53	Kobe Bryant	at L.A. Lakers (OT)	3/30/07
	52	Kobe Bryant	at L.A. Lakers	2/18/03
	51	Nate Archibald	vs. Kansas City	11/18/72
	51	Rick Barry	vs. Golden State	1/17/73
	51	Geoff Petrie	vs. Portland	1/20/73
	51	Geoff Petrie	vs. Portland	3/16/73
	51	Bob McAdoo	vs. Buffalo	3/18/75
	51	Phil Smith	vs. Golden State	12/11/76
	51	Corey Brewer	at Minnesota	4/11/14
	50	2x: last Carmelo Anthony	at Denver	2/7/11
Half:	32	Drazen Petrovic	at New Jersey, 2nd	1/24/93
	32	LeBron James	vs. Miami, 2nd	11/12/12
Quarter:	26	Michael Redd	at Milwaukee, 4th	2/20/02

Most Field Goals Made

Game:	24	Kareem Abdul-Jabbar	vs. Milwaukee	1/25/73
	24	Rick Barry	vs. Golden State	1/17/73

Most Field Goals Attempted

Game:	44	Kobe Bryant	at L.A. Lakers (OT)	3/30/07
	43	Cazzie Russell	vs. Golden State	12/11/73
	43	Michael Jordan	vs. Chicago	1/15/87

Field Goal Percentage

Game:	1.000	Dwight Howard	vs. Orlando	2/24/10
(10+ Att.)	(11-11)			
	.933	Dwight Jones	vs. Atlanta	3/2/74
	(14-15)			

3-Point Field Goals Made

Game:	10	Trevor Ariza	vs. Washington	2/12/14
-------	----	--------------	----------------	---------

3-Point Field Goals Attempted

Game:	16	Mookie Blaylock	vs. Atlanta	3/13/95
	16	Stephen Curry	at Golden State	2/9/16

Most Free Throws Made

Game:	28	Adrian Dantley	vs. Utah	1/4/84
-------	----	----------------	----------	--------

Most Free Throws Attempted

Game:	36	Andre Drummond	vs. Detroit	1/20/16
-------	----	----------------	-------------	---------

Free Throw Percentage

Game:	1.000	Amaré Stoudemire	at Phoenix	3/22/08
	(20-20)			

Rebounds

Game:	32	Dave Cowens	vs. Boston	3/20/73
-------	----	-------------	------------	---------

Offensive Rebounds

Game:	15	George Johnson	vs. Golden State	11/24/76
-------	----	----------------	------------------	----------

Defensive Rebounds

Game:	23	Al Jefferson	vs. Minnesota (3OT)	1/13/10
-------	----	--------------	---------------------	---------

Assists

Game:	29	Kevin Porter	at New Jersey	2/24/78
-------	----	--------------	---------------	---------

Steals

Game:	10	Alvin Robertson	vs. San Antonio	1/11/89
-------	----	-----------------	-----------------	---------

Blocked Shots

Game:	14	Elmore Smith	vs. L.A. Lakers	11/4/73
-------	----	--------------	-----------------	---------

Turnovers

Game:	12	Scottie Pippen	vs. Chicago	1/30/96
-------	----	----------------	-------------	---------

Rockets Rookie Records

(Current Rockets Players Bolded)

Season

Points:	2,327 Elvin Hayes (1968-69)
Rebounds:	1,406 Elvin Hayes (1968-69)
Assists:	507 Steve Francis (1999-2000)
Steals:	125 John Lucas Jr. (1976-77)
Blocked Shots:	220 Hakeem Olajuwon (1984-85)
Minutes Played:	3,695* Elvin Hayes (1968-69)
FGM:	930 Elvin Hayes (1968-69)
FGA:	2,082 Elvin Hayes (1968-69)
FG%:	.538 Hakeem Olajuwon (1984-85) (677-1258)
FTM:	467 Elvin Hayes (1968-69)
FTA:	746 Elvin Hayes (1968-69)
FT%:	.820 Calvin Murphy (1970-71) (356-434)
3-PTM:	154 Matt Maloney (1996-97)
3-PTA:	381 Matt Maloney (1996-97)
3-PT%:	.433 Michael Dickerson (1998-99) (71-164)
Scoring Average:	28.4 Elvin Hayes (1968-69)
Rebounding Average:	17.2 Elvin Hayes (1968-69)
Assists Average:	6.6 Steve Francis (1999-2000)

*Franchise record

Game

Points:	54 Elvin Hayes vs. Detroit (Nov. 13, 1968)
Rebounds:	27 Elvin Hayes at Milwaukee (Dec. 13, 1968) 27 Elvin Hayes at Milwaukee (Feb. 9, 1969) 27 Elvin Hayes at Cincinnati (Feb. 12, 1969)
Assists:	14 John Lucas Jr. vs. Buffalo (Nov. 17, 1976) 14 John Lucas Jr. vs. Denver (Apr. 19, 1977) 14 Steve Francis vs. Golden State (Jan. 27, 2000) 14 Steve Francis vs. L.A. Clippers (Mar. 23, 2000)
Steals:	8 Allen Leavell at L.A. Lakers (Feb. 24, 1980)
Blocked Shots:	13* Ralph Sampson at Chicago (Dec. 9, 1983)
Minutes Played:	53 Elvin Hayes vs. Philadelphia (Nov. 24, 1968)
FGM:	20 Elvin Hayes vs. Detroit (Nov. 13, 1968)
FGA:	45* Elvin Hayes vs. Detroit (Nov. 13, 1968)
FG%:	1,000 Joe Meriweather at Atlanta (Apr. 11, 1976) (10-10)
FTM:	14 Elvin Hayes vs. Detroit (Nov. 13, 1968) 14 Steve Francis at Dallas (Jan. 17, 2000)
FTA:	18 Elvin Hayes at Milwaukee (Feb. 9, 1969)
FT%:	1,000 Don Adams vs. Detroit (Dec. 18, 1970) (11-11)
3-PTM:	7 Michael Dickerson vs. Toronto (Mar. 25, 1999) 7 Cuttino Mobley vs. Toronto (Mar. 25, 1999)
3-PTA:	13 Steve Francis at San Antonio (Nov. 20, 1999)
3-PT%:	1,000 Oscar Torres vs. Cleveland (Dec. 11, 2001)

Rockets All-Time Coaching Summary

Name	Regular Season			Playoffs			Years
	Won	Lost	Pct.	Won	Lost	Pct.	
Rudy Tomjanovich	503	397	.559	51	39	.567	1992-2003 (12)
Bill Fitch	216	194	.527	21	18	.525	1983-88 (5)
Kevin McHale	193	130	.598	13	16	.448	2011-2015 (5)
Rick Adelman	193	135	.588	9	10	.474	2007-2011 (4)
Jeff Van Gundy	182	146	.555	7	12	.368	2003-2007 (4)
Don Chaney	164	134	.550	2	9	.182	1988-92 (4)
Del Harris	141	187	.430	15	16	.484	1979-83 (4)
John Egan	129	152	.459	3	5	.375	1973-76 (4)
Tom Nissalke	124	122	.504	6	8	.429	1976-79 (3)
Jack McMahon	61	129	.321	2	4	.333	1967-70 (3)
Alex Hannum	58	80	.420	—	—	—	1969-71 (2)
James Harden	55	27	.670	6	5	.545	2016-17 (1)
Tex Winter	51	78	.395	—	—	—	1971-73 (2)
J.B. Bickerstaff*	37	34	.521	1	4	.200	2015-16 (1)

* Interim Head Coach

Toyota Center Team Records

Rockets

Most Points

Game:	140	vs. Golden State	2/5/13
Half:	77	vs. Golden State, 1st	2/5/13
	75	vs. L.A. Lakers, 2nd	4/10/16
Quarter:	47	vs. Denver, 2nd	3/3/13
Overtime:	19	vs. Utah (2OT), 2nd OT	12/27/08

Fewest Points

Game:	67	vs. San Antonio	12/11/03
Half:	19	vs. Oklahoma City, 2nd	1/16/14
Quarter:	7	vs. New Orleans (OT), 4th	1/19/12
Overtime:	5	3x: last vs. Dallas (OT), 1st OT	4/11/11

Most Field Goals Made

Game:	51	vs. LAL 12/7/16
-------	----	-----------------

Fewest Field Goals Made

Game:	23	vs. Memphis	4/12/13
-------	----	-------------	---------

Most Field Goals Attempted

Game:	107	vs. Phoenix	11/17/07
-------	-----	-------------	----------

Fewest Field Goals Attempted

Game:	64	5x: last vs. Washington	2/2/14
-------	----	-------------------------	--------

Highest Field Goal Percentage

Game:	.633	vs. Oklahoma City	3/26/17
-------	------	-------------------	---------

Lowest Field Goal Percentage

Game:	.308 (24-78)	vs. New Orleans	4/1/05
-------	-----------------	-----------------	--------

Most 3-Point Field Goals Made

Game:	24	vs. New Orleans	12/16/16
-------	----	-----------------	----------

Fewest 3-Point Field Goals Made

Game:	0	vs. Portland	2/13/05
	0	vs. San Antonio	3/18/06

Most 3-Point Field Goals Attempted

Game:	61	vs. New Orleans	12/16/16
-------	----	-----------------	----------

Fewest 3-Point Field Goals Attempted

Game:	5	vs. San Antonio	12/11/03
-------	---	-----------------	----------

Highest 3-Point Field Goal Percentage

Game:	.688 (11-16)	2x: last vs. Phoenix	2/5/14
-------	-----------------	----------------------	--------

Lowest 3-Point Field Goal Percentage

Game:	.000 (0-11)	vs. Portland	2/13/05
	.000 (0-7)	vs. San Antonio	3/18/06

Most Free Throws Made

Game:	39	vs. Minnesota	11/7/10
	39	vs. Golden State	11/24/10

Fewest Free Throws Made

Game:	5	6x: last vs. Memphis	3/4/15
-------	---	----------------------	--------

Most Free Throws Attempted

Game:	53	vs. San Antonio	4/10/15
-------	----	-----------------	---------

Fewest Free Throws Attempted

Game:	5	vs. Memphis	3/4/15
-------	---	-------------	--------

Highest Free Throw Percentage

Game:	1.000 (17-17*)	vs. Phoenix	2/3/12
		*Most attempts no misses	

Lowest Free Throw Percentage

Game:	.273 (6-22)	vs. Detroit	12/12/07
-------	----------------	-------------	----------

Most Rebounds

Game:	60	3x last: vs. Sacramento	1/31/17
-------	----	-------------------------	---------

Fewest Rebounds

Game:	26	vs. Minnesota	2/17/12
	26	vs. Phoenix 4/7/16	

Most Offensive Rebounds

Game:	25	vs. San Antonio	11/6/07
-------	----	-----------------	---------

Fewest Offensive Rebounds

Game:	2	vs. Oklahoma City	3/26/17
-------	---	-------------------	---------

Most Defensive Rebounds

Game:	49	vs. Sacramento	1/31/17
-------	----	----------------	---------

Fewest Defensive Rebounds

Game:	18	vs. Minnesota	2/17/12
-------	----	---------------	---------

Most Assists

Game:	40	vs. Sacramento	12/14/16
-------	----	----------------	----------

Fewest Assists

Game:	9	vs. Dallas	2/15/07
-------	---	------------	---------

Most Steals

Game:	20	vs. Charlotte	2/10/07
	20	vs. L.A. Lakers	12/7/16

Fewest Steals

Game:	0	vs. Golden State	12/31/05
-------	---	------------------	----------

Most Blocked Shots

Game:	14	vs. Toronto (2OT)	11/11/13
	14	vs. Memphis	3/14/16

Fewest Blocked Shots

Game:	0	8x: last vs. Dallas	11/22/14
-------	---	---------------------	----------

Most Personal Fouls

Game:	41	vs. Detroit	1/20/16
-------	----	-------------	---------

Fewest Personal Fouls

Game:	9	vs. New York	1/10/09
-------	---	--------------	---------

Most Turnovers

Game:	30	vs. Dallas	3/7/04
-------	----	------------	--------

Fewest Turnovers

Game:	4	vs. Sacramento	4/1/15
-------	---	----------------	--------

Toyota Center Team Records

Opponents

Most Points

Game:	134	vs. San Antonio (OT)	12/10/12
	131	vs. Golden State	1/17/15
Half:	75	vs. Brooklyn, 2nd	12/12/16
Quarter:	42	vs. Minnesota, 3rd	1/30/12
	42	vs. Brooklyn, 3rd	12/12/16
Overtime:	15	vs. Phoenix (OT), 1st OT	1/31/10
	15	vs. New Orleans (OT), 1st OT	1/14/11

Fewest Points

Game:	63	2x: last vs. Cleveland	12/2/06
Half:	23	vs. Washington, 1st	2/26/08
Quarter:	6	vs. New Orleans, 4th	4/26/12
Overtime:	4	Multiple times	

Most Field Goals Made

Game:	55	vs. Dallas	11/25/09
-------	----	------------	----------

Fewest Field Goals Made

Game:	22	vs. New Orleans	4/1/05
	22	vs. Cleveland	12/2/06

Most Field Goals Attempted

Game:	114	vs. Toronto (2OT)	11/11/13
-------	-----	-------------------	----------

Fewest Field Goals Attempted

Game:	65	vs. Charlotte	1/25/06
	65	vs. Minnesota	11/28/06

Highest Field Goal Percentage

Game:	.655	vs. Dallas	11/25/09
	(55-84)		

Lowest Field Goal Percentage

Game:	.282	vs. Cleveland	12/2/06
	(22-78)		

Most 3-Point Field Goals Made

Game:	19	vs. Charlotte	1/10/17
-------	----	---------------	---------

Fewest 3-Point Field Goals Made

Game:	0	vs. Atlanta	12/29/06
	0	vs. Minnesota	1/11/08
	0	vs. Atlanta	2/9/08
	0	vs. New Jersey	3/10/08
	0	vs. Memphis	10/29/08
	0	vs. Oklahoma City	11/1/08
	0	vs. Philadelphia	2/22/12

Most 3-Point Field Goals Attempted

Game:	43	vs. Cleveland	3/12/17
	43	vs. Charlotte	1/10/17

Fewest 3-Point Field Goals Attempted

Game:	4	vs. Philadelphia	1/15/08
	4	vs. Oklahoma City	11/1/08

Highest 3-Point Field Goal Percentage

Game:	.750	vs. Philadelphia	1/15/08
	(3-4)		

Lowest 3-Point Field Goal Percentage

Game:	.000	vs. Memphis	10/29/08
	(0-13*)	*Most attempts no makes	

Most Free Throws Made

Game:	35	vs. Minnesota	2/23/15
	35	vs. Detroit	1/20/16

Fewest Free Throws Made

Game:	5	4x: last vs. L.A. Clippers	4/9/11
-------	---	----------------------------	--------

Most Free Throws Attempted

Game:	44	vs. Denver	2/14/11
-------	----	------------	---------

Fewest Free Throws Attempted

Game:	7	vs. Atlanta	12/31/12
-------	---	-------------	----------

Highest Free Throw Percentage

Game:	.960	vs. L.A. Clippers	3/14/07
	(24-25)		

Lowest Free Throw Percentage

Game:	.389	vs. Phoenix	4/3/05
	(7-18)		

Most Rebounds

Game:	65	vs. Minnesota (3OT)	1/13/10
-------	----	---------------------	---------

Fewest Rebounds

Game:	28	3x: last vs. San Antonio	11/6/07
-------	----	--------------------------	---------

Most Offensive Rebounds

Game:	28	vs. Memphis	3/14/16
-------	----	-------------	---------

Fewest Offensive Rebounds

Game:	2	4x: last vs. San Antonio	11/12/16
-------	---	--------------------------	----------

Most Defensive Rebounds

Game:	48	vs. Atlanta	2/2/17
-------	----	-------------	--------

Fewest Defensive Rebounds

Game:	18	vs. Utah (OT)	12/3/03
-------	----	---------------	---------

Most Assists

Game:	37	vs. Minnesota	4/12/17
-------	----	---------------	---------

Fewest Assists

Game:	7	vs. Denver	1/27/10
-------	---	------------	---------

Most Steals

Game:	20	vs. Dallas	3/7/04
-------	----	------------	--------

Fewest Steals

Game:	0	vs. Orlando	1/22/11
-------	---	-------------	---------

Most Blocked Shots

Game:	15	vs. Dallas (OT)	3/24/12
-------	----	-----------------	---------

Fewest Blocked Shots

Game:	0	Multiple times	
-------	---	----------------	--

Most Personal Fouls

Game:	38	vs. Toronto (2OT)	11/11/13
-------	----	-------------------	----------

Fewest Personal Fouls

Game:	9	vs. Washington	2/26/08
-------	---	----------------	---------

Most Turnovers

Game:	28	vs. L.A. Lakers	12/7/16
-------	----	-----------------	---------

Fewest Turnovers

Game:	6	6x: last vs. Detroit	4/7/17
-------	---	----------------------	--------

Toyota Center Individual Records

(Current Rockets Players Bolded)

Rockets

Most Points

Game:	53	James Harden	vs. New York	12/31/16
	51	James Harden	vs. Sacramento	4/1/15
	50	James Harden; 2x, last:	vs. Philadelphia	11/27/15

Most Field Goals Made

Game:	20	Luis Scola	vs. New Jersey	3/13/10
-------	----	------------	----------------	---------

Most Field Goals Attempted

Game:	37	Tracy McGrady	vs. Miami	1/29/06
-------	----	---------------	-----------	---------

Most 3-Point Field Goals Made

Game:	10	Chandler Parsons	vs. Memphis	1/24/14
-------	----	------------------	-------------	---------

Most 3-Point Field Goals Attempted

Game:	19	James Harden	vs. Detroit	4/7/17
-------	----	--------------	-------------	--------

Most Free Throws Made

Game:	22	2x: last James Harden	vs. Denver	3/19/15
-------	----	-----------------------	------------	---------

Most Free Throws Attempted

Game:	26	Josh Smith	vs. San Antonio	4/10/15
	25	3x: last James Harden	vs. Denver	3/19/15

Most Rebounds

Game:	26	Dwight Howard	vs. Charlotte	10/30/13
	24	Dwight Howard	vs. Toronto (2OT)	11/11/13

Most Offensive Rebounds

Game:	9	3x: last Terrence Jones	vs. Minnesota	2/23/15
-------	---	-------------------------	---------------	---------

Most Defensive Rebounds

Game:	20	Dwight Howard	vs. Charlotte	10/30/13
	18	Dwight Howard	vs. Toronto (2OT)	11/11/13

Most Assists

Game:	18	Kyle Lowry	vs. Memphis	12/17/10
	18	Kyle Lowry	vs. Atlanta	12/31/11

Most Steals

Game:	9	Rafer Alston	vs. Charlotte	2/10/07
-------	---	--------------	---------------	---------

Most Blocked Shots

Game:	7	7x: last Terrence Jones	vs. Sacramento	4/1/15
-------	---	-------------------------	----------------	--------

Most Minutes Played

Game:	59	Cuttino Mobley	vs. Atlanta (3OT)	2/22/04
	59	Aaron Brooks	vs. Minnesota (3OT)	1/13/10

Most Turnovers

Game:	12	James Harden	vs. Toronto	11/23/16
-------	----	--------------	-------------	----------

Opponents

Most Points

Game:	49	Russell Westbrook	vs. Oklahoma City	1/5/17
-------	----	-------------------	-------------------	--------

Most Field Goals Made

Game:	18	David West	vs. New Orleans	12/29/09
	18	Carmelo Anthony	vs. Denver	3/15/10

Most Field Goals Attempted

Game:	37	Rudy Gay	vs. Toronto (2OT)	11/11/13
-------	----	----------	-------------------	----------

Most 3-Point Field Goals Made

Game:	10	Trevor Ariza	vs. Washington	2/12/14
-------	----	--------------	----------------	---------

Toyota Center Individual Records

Most 3-Point Field Goals Attempted

Game:	15	Russell Westbrook	vs. Oklahoma City	1/5/17
	15	Wesley Matthews	vs. Dallas	10/30/16

Most Free Throws Made

Game:	18	Kevin Durant	vs. Oklahoma City	1/16/14
-------	----	--------------	-------------------	---------

Most Free Throws Attempted

Game:	36	Andre Drummond	vs. Detroit	1/20/16
-------	----	----------------	-------------	---------

Most Rebounds

Game:	26	Al Jefferson	vs. Minnesota (3OT)	1/13/10
-------	----	--------------	---------------------	---------

Most Offensive Rebounds

Game:	13	Alex Stepheson	vs. Memphis	3/14/16
-------	----	----------------	-------------	---------

Most Defensive Rebounds

Game:	23	Al Jefferson	vs. Minnesota (3OT)	1/13/10
-------	----	--------------	---------------------	---------

Most Assists

Game:	19	Rajon Rondo	vs. Sacramento	12/5/15
-------	----	-------------	----------------	---------

Most Steals

Game:	9	Dirk Nowitzki	vs. Dallas	3/7/04
-------	---	---------------	------------	--------

Most Blocked Shots

Game:	7	Tim Duncan	vs. San Antonio	12/9/04
	7	Brandan Wright	vs. Dallas (OT)	3/24/12
	7	Kristaps Porzingis	vs. New York	11/21/15

Most Minutes Played

Game:	55	Tayshaun Prince	vs. Detroit (2OT)	3/18/09
-------	----	-----------------	-------------------	---------

Rockets All-Time Preseason Records

Year	W	L	PCT	Year	W	L	PCT
1967	6	3	.667	1992	5	2	.714
1968	6	6	.500	1993	5	3	.625
1969	6	3	.667	1994	5	3	.625
1970	4	6	.400	1995	*6	2	.750
1971	4	4	.500	1996	4	4	.500
1972	7	1	.875	1997	5	3	.625
1973	3	5	.375	1998	1	1	.500
1974	3	2	.600	1999	3	5	.375
1975	4	1	.800	2000	4	3	.571
1976	5	3	.625	2001	5	3	.625
1977	5	0	1.000	2002	4	3	.571
1978	4	4	.500	2003	4	4	.500
1979	5	3	.625	2004	3	4	.429
1980	4	2	.667	2005	6	2	.750
1981	4	2	.667	2006	5	2	.714
1982	1	4	.200	2007	3	4	.429
1983	1	7	.125	2008	5	2	.714
1984	4	3	.571	2009	4	4	.500
1985	7	1	.875	2010	4	4	.500
1986	4	4	.500	2011	1	1	.500
1987	4	4	.500	2012	5	2	.714
1988	3	5	.375	2013	6	1	.857
1989	2	5	.286	2014	6	2	.750
1990	6	3	.667	2015	3	5	.375
1991	6	2	.750	2016	5	2	.714
				Total	209	153	.577

*McDonald's Cup World Champions

Rockets Triple-Doubles

Rockets Quadruple-Double Club

Hakeem Olajuwon (1 Game)

Mar. 29, 1990 vs. Milwaukee (18 pts, 16 reb, 11 blk, 10 ast)

Rockets Triple-Double Club

James Harden (31 Games)

Feb. 2, 2013 vs. Charlotte (21 pts, 11 reb, 11 ast)
Mar. 27, 2014 vs. Philadelphia (26 pts, 10 ast, 10 reb)
Dec. 13, 2014 vs. Denver (24 pts, 10 reb, 10 ast)
Feb. 23, 2015 vs. Minnesota (31 pts, 10 ast, 11 reb)
Mar. 6, 2015 vs. Detroit (38 pts, 12 reb, 12 ast)
Apr. 15, 2015 vs. Utah (16 pts, 10 ast, 11 reb)
Jan. 20, 2016 vs. Detroit (33 pts, 17 reb, 14 ast)
Jan. 24, 2016 vs. Dallas (23 pts, 15 reb, 10 ast)
Mar. 3, 2016 vs. Toronto (32 pts, 13 ast, 10 reb)
Nov. 9, 2016 at San Antonio (24 pts, 15 ast, 12 reb)
Nov. 12, 2016 vs. San Antonio (25 pts, 13 ast, 11 reb)
Nov. 17, 2016 vs. Portland (26 pts, 14 ast, 12 reb)
Dec. 1, 2016 at Golden State (29 pts, 15 reb, 13 ast) - 2 OT
Dec. 14, 2016 vs. Sacramento (15 pts, 14 ast, 11 reb)
Dec. 16, 2016 vs. New Orleans (29 pts, 13 ast, 11 ast)
Dec. 30, 2016 vs. L.A. Clippers (30 pts, 13 reb, 10 ast)
Dec. 31 vs New York (53 pts, 17 ast, 16 reb)
Jan. 2, 2017 vs. Washington (23 pts, 10 reb, 10 ast)
Jan. 8, 2017 at Toronto (40 pts, 11 ast, 10 reb)
Jan. 10, 2017 vs. Charlotte (40 pts, 15 reb, 10 ast)
Jan. 15, 2017 at Brooklyn (22 pts, 12 reb, 11 ast)
Jan. 17, 2017 at Miami (40 pts, 12 reb, 10 reb)
Jan. 27, 2017 at Philadelphia (51 pts, 13 reb, 13 ast)
Feb. 15, 2017 vs. Miami (38 pts, 12 reb, 12 ast)
Mar. 12, 2017 vs. Cleveland (38 pts, 11 ast, 10 reb)
Mar. 15, 2017 vs. L.A. Lakers (18 pts, 13 ast, 12 reb)
Mar. 17, 2017 at New Orleans (41 pts, 14 reb, 11 ast)
Mar. 18, 2017 at Denver (40 pts, 10 reb, 10 ast)
Mar. 28, 2017 vs. Golden State (24 pts, 13 ast, 11 reb)
Apr. 9, 2017 at Sacramento (35 pts, 15 reb, 11 ast)
Apr. 12, 2017 vs. Minnesota (27 pts, 12 ast, 10 reb)

Hakeem Olajuwon (14 Games)

Jan. 7, 1986 vs. Golden State (26 pts, 12 reb, 11 blk)
Mar. 10, 1987 vs. Seattle (38 pts, 17 reb, 12 blk) - 2OT
Apr. 21, 1988 vs. San Antonio (38 pts, 10 reb, 10 blk)
Nov. 11, 1989 vs. Utah (24 pts, 21 reb, 12 blk)
Dec. 17, 1989 vs. Orlando (32 pts, 25 reb, 10 blk)
Mar. 3, 1990 vs. Golden State (29 pts, 18 reb, 11 blk, 9 ast)
Mar. 29, 1990 vs. Milwaukee (18 pts, 16 reb, 11 blk, 10 ast)
Dec. 20, 1990 vs. Orlando (24 pts, 16 reb, 11 blk)
Apr. 7, 1994 vs. Golden State (26 pts, 13 reb, 10 ast)
Dec. 1, 1994 at Golden State (37 pts, 13 reb, 12 ast)
Dec. 13, 1995 at Vancouver (15 pts, 14 reb, 10 blk)
Dec. 28, 1995 vs. New Jersey (22 pts, 18 reb, 10 ast)
Apr. 13, 1996 vs. Dallas (31 pts, 13 reb, 10 blk)
Mar. 4, 1997 at L.A. Clippers (22 pts, 16 reb, 10 ast)

Elvin Hayes (7 Games)

Feb. 12, 1969 at Cincinnati (12 pts, 27 reb, 10 blk)
Jan. 8, 1970 vs. San Francisco (10 pts, 19 reb, 10 blk)
Feb. 14, 1970 vs. San Francisco (41 pts, 27 reb, 10 blk)
Mar. 19, 1971 vs. Milwaukee (20 pts, 14 reb, 13 blk)
Mar. 21, 1971 vs. Phoenix (34 pts, 13 reb, 13 blk)
Dec. 1, 1971 at Cleveland (11 pts, 11 reb, 11 ast)
Apr. 13, 1984 vs. San Antonio (16 pts, 17 reb, 11 ast) - OT

Clyde Drexler (7 Games)

Apr. 11, 1995 vs. Dallas (29 pts, 11 reb, 11 ast)
Jan. 27, 1996 vs. Detroit (24 pts, 10 reb, 10 ast)
Feb. 1, 1996 at Charlotte (16 pts, 10 reb, 14 ast)
Feb. 13, 1996 vs. Dallas (21 pts, 14 reb, 12 ast)
Nov. 1, 1996 vs. Sacramento (25 pts, 10 reb, 10 stls.)
Jan. 19, 1997 vs. Chicago (17 pts, 11 ast, 10 reb)
Mar. 22, 1997 vs. Phoenix (17 pts, 11 ast, 10 reb)

Steve Francis (6 Games)

Jan. 27, 2000 vs. Golden State (27 pts, 17 reb, 14 ast)
Jan. 26, 2001 vs. Vancouver (13 pts, 10 reb, 12 ast)
Mar. 13, 2001 vs. Indiana (16 pts, 10 reb, 11 ast)
Jan. 18, 2002 at Boston (26 pts, 15 reb, 10 ast)
Jan. 24, 2002 vs. New Jersey (23 pts, 12 reb, 11 ast)
Mar. 21, 2003 at Golden State (13 pts, 11 reb, 12 ast)

Otis Thorpe (3 Games)

Mar. 16, 1989 vs. Milwaukee (10 pts, 11 reb, 11 ast)
Jan. 14, 1992 vs. Denver (16 pts, 13 reb, 10 ast)
Dec. 17, 1992 at San Antonio (12 pts, 19 reb, 10 ast)

Art Williams (3 Games)

Nov. 4, 1967 vs. New York (15 pts, 11 reb, 13 ast)
Dec. 10, 1968 vs. Philadelphia at N.Y. (20 pts, 12 reb, 11 ast)
Mar. 22, 1970 vs. Phoenix (19 pts, 11 reb, 14 ast)

Charles Barkley (2 Games)

Nov. 23, 1996 at Golden State (27 pts, 17 reb, 12 ast)
Dec. 2, 1997 vs. Denver (15 pts, 12 ast, 11 reb)

Lewis Lloyd (2 Games)

Oct. 29, 1983 vs. San Antonio (28 pts, 11 reb, 10 ast)
Jan. 14, 1986 vs. Utah (28 pts, 10 reb, 10 ast)

Kyle Lowry (2 Games)

Mar. 20, 2011 vs. Utah (28 pts, 11 reb, 10 ast)
Jan. 23, 2012 at Minnesota (16 pts, 10 reb, 10 ast)

Rodney McCray (2 Games)

Nov. 20, 1986 vs. Utah (13 pts, 10 reb, 14 ast)
Apr. 9, 1987 vs. Sacramento (20 pts, 13 reb, 10 ast)

Tracy McGrady (2 Games)

Dec. 5, 2007 vs. Memphis (17 pts, 10 reb, 12 ast)
Dec. 16, 2008 vs. Denver (20 pts, 14 reb, 10 ast)

Scottie Pippen (2 Games)

Feb. 25, 1999 vs. Atlanta (15 pts, 11 ast, 10 reb)
Apr. 23, 1999 at L.A. Clippers (23 pts, 10 ast, 10 reb)

Rockets Triple-Doubles (One Game Each)

Trevor Ariza: Apr. 14, 2010 vs. New Orleans (26 pts, 10 reb., 10 ast.)
Jim Barnett: Feb. 14, 1969 at L.A. Lakers (18 pts, 11 reb., 10 ast.)
Goran Dragic: Apr. 13, 2011 at Minnesota (11 pts, 11 reb., 11 ast.)
Eric Floyd: Dec. 19, 1987 vs. Denver (23 pts, 13 reb., 10 ast.)
Chuck Hayes: Mar. 23, 2011 vs. Golden State (13 pts, 14 reb., 11 ast.)
Jeremy Lin: Feb. 1, 2014 vs. Cleveland (15 pts, 11 reb., 10 ast.)
Cedric Maxwell: Mar. 31, 1988 at Indiana (23 pts, 15 reb., 10 ast.)
Ed Ratleff: Mar. 26, 1974 vs. Buffalo (12 pts, 10 reb., 11 ast.)
Ralph Sampson: Dec. 9, 1983 at Chicago (28 pts, 18 reb., 13 blk)

Rockets Record by Month

Year	October	November	December	January	February	March	April	May	Totals
1967-68	1-7	3-15	7-8	3-9	1-17	0-11	—	—	15-67
1968-69	3-3	7-9	6-10	6-9	7-8	8-6	—	—	37-45
1969-70	1-6	7-8	7-11	4-8	4-11	4-11	—	—	27-55
1970-71	6-6	8-7	3-14	8-5	8-3	7-7	—	—	40-42
1971-72	2-8	4-10	8-7	8-6	7-8	5-9	—	—	34-48
1972-73	5-3	5-9	6-7	5-13	6-8	6-9	—	—	33-49
1973-74	4-7	4-8	4-12	6-10	8-4	6-9	—	—	32-50
1974-75	4-3	7-7	8-5	5-10	9-6	7-9	1-1	—	41-41
1975-76	0-3	8-5	7-7	8-8	7-8	8-7	2-4	—	40-42
1976-77	3-1	8-4	8-6	7-9	7-6	13-5	3-2	—	49-33
1977-78	3-2	4-10	6-8	3-11	8-7	1-13	3-3	—	28-54
1978-79	5-3	5-7	6-5	8-7	7-6	9-5	4-2	—	47-35
1979-80	2-7	10-4	5-9	8-8	8-5	8-8	—	—	41-41
1980-81	4-5	7-8	5-9	8-7	9-5	7-8	—	—	40-42
1981-82	4-1	5-10	6-7	9-4	11-3	9-7	5-4	—	46-36
1982-83	0-2	2-10	2-13	4-11	3-10	2-14	1-8	—	14-68
1983-84	1-0	5-10	6-9	7-7	4-9	5-11	1-7	—	29-53
1984-85	2-0	10-5	6-8	8-7	8-4	9-6	5-4	—	48-34
1985-86	2-2	11-4	7-6	12-2	6-7	8-8	5-2	—	51-31
1986-87	—	7-7	4-10	11-4	8-4	7-11	5-4	—	42-40
1987-88	—	7-6	7-6	9-5	9-4	9-7	5-8	—	46-36
1988-89	—	9-6	9-5	7-6	6-6	8-8	6-6	—	45-37
1989-90	—	9-6	3-12	8-5	4-8	11-5	6-5	—	41-41
1990-91	—	8-7	8-6	7-8	9-3	14-1	6-5	—	52-30
1991-92	—	9-4	7-9	8-6	6-8	7-9	5-4	—	42-40
1992-93	—	7-4	7-7	10-7	9-3	11-4	11-2	—	55-27
1993-94	—	14-0	10-4	7-6	7-5	12-4	8-5	—	58-24
1994-95	—	10-3	8-6	8-6	9-5	7-8	5-7	—	47-35
1995-96	—	11-4	11-4	7-8	9-4	4-9	6-5	—	48-34
1996-97	—	15-1	9-5	8-7	5-7	11-3	9-2	—	57-25
1997-98	1-0	7-5	7-6	6-11	7-6	9-7	4-6	—	41-41
1998-99	—	—	—	—	8-6	14-3	6-10	3-0	31-19
1999-00	—	4-11	6-9	7-7	5-8	5-10	7-3	—	34-48
2000-01	0-1	9-6	5-8	8-8	9-4	9-6	5-4	—	45-37
2001-02	1-0	6-9	2-13	6-9	5-5	6-10	2-8	—	28-54
2002-03	0-1	9-5	8-7	8-7	5-8	8-8	5-3	—	43-39
2003-04	1-0	8-7	8-7	9-6	8-5	8-6	3-6	—	45-37
2004-05	—	6-10	9-5	10-6	7-3	12-4	7-3	—	51-31
2005-06	—	4-11	6-7	5-11	10-3	7-8	2-8	—	34-48
2006-07	—	10-5	9-7	10-4	6-6	12-4	5-4	—	52-30
2007-08	1-0	8-8	6-8	10-4	13-0	11-4	6-3	—	55-27
2008-09	2-0	9-7	10-5	8-7	8-3	11-4	5-3	—	53-29
2009-10	2-1	7-7	11-5	5-9	4-7	8-8	5-3	—	42-40
2010-11	0-3	5-9	11-4	6-11	8-4	9-5	4-3	—	43-39
2011-12	—	—	2-2	10-7	9-6	7-9	6-8	—	34-32
2012-13	1-0	6-8	10-6	8-9	6-5	9-5	5-4	—	45-37
2013-14	1-0	12-5	8-8	10-4	8-2	10-4	5-5	—	54-28
2014-15	2-0	11-4	9-5	11-6	7-3	10-6	6-2	—	56-26
2015-16	0-2	7-9	9-7	9-7	4-6	8-8	4-2	—	41-41
2016-17	2-1	9-6	15-2	10-7	6-3	9-6	4-2	—	55-27
Totals	66-78 .458	363-330 .524	347-356 .494	373-359 .510	352-285 .553	405-357 .531	198-180 .524	3-0 1.000	2107-1945 .520

Rockets Versus Conferences & Divisions

Year	Western Conference	Midwest/ Southwest Division	Northwest Division	Pacific Division	Year	Eastern Conference	Atlantic Division	Central Division	Southeast Division
	W-L	W-L	W-L	W-L		W-L	W-L	W-L	W-L
1967-68	11-29	—	—	—	1967-68	4-38	—	—	—
1968-69	20-20	—	—	—	1968-69	17-25	—	—	—
1969-70	17-23	—	—	—	1969-70	10-32	—	—	—
1970-71	21-24	7-16	—	14-8	1970-71	19-18	8-11	11-7	—
1971-72	14-31	5-16	—	9-15	1971-72	20-17	8-11	12-6	—
1972-73	12-24	4-12	—	8-12	1972-73	21-25	12-12	9-13	—
1973-74	11-25	3-13	—	8-12	1973-74	21-25	12-12	9-13	—
1974-75	20-16	11-5	—	9-11	1974-75	21-25	5-11	16-14	—
1975-76	17-19	9-7	—	8-12	1975-76	23-23	9-11	14-12	—
1976-77	26-16	14-9	—	12-7	1976-77	23-17	10-10	13-7	—
1977-78	13-29	8-15	—	5-14	1977-78	15-25	9-11	6-14	—
1978-79	23-19	10-10	—	13-9	1978-79	24-16	12-8	12-8	—
1979-80	11-11	5-5	—	6-6	1979-80	30-30	10-20	20-10	—
1980-81	32-28	19-11	—	13-17	1980-81	8-14	2-8	6-6	—
1981-82	35-25	17-13	—	18-12	1981-82	11-11	6-4	5-7	—
1982-83	9-51	4-26	—	5-25	1982-83	5-17	2-8	3-9	—
1983-84	21-39	9-21	—	12-18	1983-84	8-14	1-9	7-5	—
1984-85	36-24	20-10	—	16-14	1984-85	12-10	4-6	8-4	—
1985-86	38-22	20-10	—	18-12	1985-86	13-9	6-4	7-5	—
1986-87	31-29	19-11	—	12-18	1986-87	11-11	3-7	8-4	—
1987-88	33-27	13-17	—	20-10	1987-88	13-9	6-4	7-5	—
1988-89	33-25	19-11	—	14-14	1988-89	12-12	5-7	7-5	—
1989-90	28-28	13-15	—	15-13	1989-90	13-13	5-7	8-6	—
1990-91	33-23	20-8	—	13-15	1990-91	19-7	9-3	10-4	—
1991-92	26-28	12-14	—	14-14	1991-92	16-12	10-4	6-8	—
1992-93	36-18	19-7	—	17-11	1992-93	19-9	9-5	10-4	—
1993-94	38-16	15-11	—	23-5	1993-94	20-8	11-3	9-5	—
1994-95	27-27	13-13	—	14-14	1994-95	20-8	9-5	11-3	—
1995-96	31-21	14-10	—	17-11	1995-96	17-13	6-8	11-5	—
1996-97	40-12	19-5	—	21-7	1996-97	17-13	9-5	8-8	—
1997-98	29-23	14-10	—	15-13	1997-98	12-18	5-9	7-9	—
1998-99	28-16	12-9	—	16-7	1998-99	3-3	1-2	2-1	—
1999-00	23-29	8-16	—	15-13	1999-00	11-19	5-9	6-10	—
2000-01	20-32	11-13	—	9-19	2000-01	25-5	9-5	16-0	—
2001-02	18-34	9-15	—	9-19	2001-02	10-20	5-9	5-11	—
2002-03	26-26	11-13	—	15-13	2002-03	17-13	9-5	8-8	—
2003-04	21-31	8-16	—	13-15	2003-04	24-6	11-3	13-3	—
2004-05	33-19	10-6	12-6	11-7	2004-05	18-12	7-3	6-4	5-5
2005-06	19-33	1-15	10-8	8-10	2005-06	15-15	5-5	5-5	5-5
2006-07	28-24	8-8	10-8	10-8	2006-07	24-6	8-2	7-3	9-1
2007-08	33-19	8-8	14-4	11-7	2007-08	22-8	5-5	9-1	8-2
2008-09	35-17	9-7	14-4	12-6	2008-09	18-12	5-5	5-5	8-2
2009-10	28-24	9-7	11-7	8-10	2009-10	14-16	7-3	4-6	3-7
2010-11	25-27	5-11	9-9	11-7	2010-11	18-12	7-3	7-3	4-6
2011-12	23-25	6-8	8-10	9-7	2011-12	11-7	4-2	2-3	5-2
2012-13	24-28	6-10	8-10	10-8	2012-13	21-9	7-3	7-3	7-3
2013-14	31-21	11-5	11-7	9-9	2013-14	23-7	7-3	8-2	8-2
2014-15	33-19	8-8	15-3	10-8	2014-15	23-7	9-1	8-2	6-4
2015-16	28-24	8-8	9-9	11-7	2015-16	13-17	6-4	3-7	4-6
2016-17	36-16	10-6	13-5	13-5	2016-17	19-11	8-2	5-5	6-4
Totals	1284-1216	513-520	144-90	579-534	Totals	823-729	328-297	386-288	78-49
	.514	.497	.615	.520		.530	.525	.573	.614

Rockets Longest Yearly Streaks

Overall Winning

1967-68	2
1968-69	5
1969-70	4
1970-71	7
1971-72	4
1972-73	3
1973-74	5
1974-75	7
1975-76	5
1976-77	9
1977-78	4
1978-79	4
1979-80	7
1980-81	5
1981-82	8
1982-83	2
1983-84	5
1984-85	8
1985-86	7
1986-87	5
1987-88	4
1988-89	6
1989-90	6
1990-91	13
1991-92	4
1992-93	15/11
1993-94	15
1994-95	9
1995-96	7
1996-97	9
1997-98	9
1998-99	9
1999-00	6
2000-01	4
2001-02	3
2002-03	5
2003-04	5
2004-05	8
2005-06	5
2006-07	5
2007-08	22
2008-09	6
2009-10	4
2010-11	5
2011-12	7
2012-13	5
2013-14	8
2014-15	6
2015-16	5
2016-17	10

Home Winning

1967-68	2
1968-69	6
1969-70	5
1970-71	7
1971-72	5
1972-73	4
1973-74	4
1974-75	7
1975-76	5
1976-77	11
1977-78	5
1978-79	7
1979-80	5
1980-81	7
1981-82	8
1982-83	3
1983-84	6
1984-85	8
1985-86	20
1986-87	7
1987-88	7
1988-89	8
1989-90	10

1990-91	11
1991-92	8
1992-93	9
1993-94	11/10
1994-95	4
1995-96	7
1996-97	8
1997-98	8
1998-99	9
1999-00	6
2000-01	6
2001-02	2
2002-03	7
2003-04	7
2004-05	4
2005-06	4
2006-07	6
2007-08	15
2008-09	12
2009-10	8
2010-11	8
2011-12	5
2012-13	6
2013-14	11
2014-15	5
2015-16	7
2016-17	6

Road Winning

1967-68	2
1968-69	2
1969-70	2
1970-71	2
1971-72	4
1972-73	2
1973-74	4
1974-75	3
1975-76	2
1976-77	4
1977-78	1
1978-79	2
1979-80	3
1980-81	3
1981-82	5
1982-83	1
1983-84	1
1984-85	5
1985-86	3
1986-87	4
1987-88	3
1988-89	3
1989-90	3
1990-91	5
1991-92	4
1992-93	6
1993-94	9
1994-95	6
1995-96	5
1996-97	8
1997-98	3
1998-99	5
1999-00	4
2000-01	3
2001-02	1
2002-03	2
2003-04	3
2004-05	4
2005-06	4
2006-07	5
2007-08	12
2008-09	4
2009-10	3
2010-11	6
2011-12	4
2012-13	3

2013-14	4
2014-15	6
2015-16	3
2016-17	5

Overall Losing

1967-68	17
1968-69	6
1969-70	9
1970-71	10
1971-72	8
1972-73	10
1973-74	8
1974-75	6
1975-76	5
1976-77	4
1977-78	13
1978-79	4
1979-80	6
1980-81	5
1981-82	6
1982-83	10
1983-84	6
1984-85	4
1985-86	3
1986-87	4
1987-88	4
1988-89	7
1989-90	4
1990-91	4
1991-92	6
1992-93	7
1993-94	4
1994-95	5
1995-96	7
1996-97	6
1997-98	6
1998-99	3
1999-00	8
2000-01	6
2001-02	15
2002-03	4
2003-04	5
2004-05	5
2005-06	7
2006-07	3
2007-08	6
2008-09	3
2009-10	4
2010-11	5
2011-12	6
2012-13	7
2013-14	3
2014-15	2
2015-16	4
2016-17	3

Home Losing

1967-68	10
1968-69	4
1969-70	4
1970-71	3
1971-72	4
1972-73	5
1973-74	7
1974-75	4
1975-76	3
1976-77	2
1977-78	8
1978-79	2
1979-80	3
1980-81	3
1981-82	3
1982-83	11
1983-84	3
1984-85	3

1985-86	1
1986-87	4
1987-88	2
1988-89	2
1989-90	2
1990-91	2
1991-92	4
1992-93	3
1993-94	1
1994-95	5
1995-96	6
1996-97	3
1997-98	4
1998-99	2
1999-00	6
2000-01	5
2001-02	7
2002-03	3
2003-04	2
2004-05	5
2005-06	7
2006-07	3
2007-08	3
2008-09	2
2009-10	4
2010-11	4
2011-12	4
2012-13	2
2013-14	2
2014-15	2
2015-16	3
2016-17	1

Road Losing

1967-68	16
1968-69	7
1969-70	13
1970-71	7
1971-72	6
1972-73	10
1973-74	8
1974-75	7
1975-76	5
1976-77	6
1977-78	11
1978-79	5
1979-80	7
1980-81	5
1981-82	6
1982-83	14
1983-84	9
1984-85	5
1985-86	6
1986-87	5
1987-88	6
1988-89	9
1989-90	3
1990-91	5
1991-92	9
1992-93	7
1993-94	3
1994-95	4
1995-96	4
1996-97	8
1997-98	5
1998-99	3
1999-00	9
2000-01	4
2001-02	8
2002-03	4
2003-04	3
2004-05	5
2005-06	4
2006-07	2
2007-08	3
2008-09	5

2009-10	5
2010-11	4
2011-12	5
2012-13	7
2013-14	3
2014-15	3
2015-16	4
2016-17	2

Regular Season Record vs. Opponents

Team	Total	Home	Road	Neut.	Team	Total	Home	Road	Neut.
Atlanta	74-76	54-22	20-54	0-0	Milwaukee	56-67	37-24	17-41	1-3
St. Louis	1-7	1-2	0-4	0-0	Minnesota	72-40	40-15	31-25	1-0
Atlanta	73-69	53-20	20-50	0-0	New Orleans	31-24	19-9	12-15	0-0
Boston	50-89	30-38	19-44	1-7	New Orleans	29-18	18-6	11-12	0-0
Brooklyn	60-30	33-10	28-17	0-0	N.O./Okla. City	2-6	1-3	1-3	0-0
New Jersey	53-27	29-10	24-17	0-0	New York	69-70	41-28	27-41	1-1
Brooklyn	7-3	4-1	4-2	0-0	Oklahoma City	106-107	66-38	36-66	4-4
Charlotte	41-14	24-4	17-10	0-0	Seattle	87-93	54-34	29-55	4-4
Chicago	66-68	42-21	23-43	1-4	Oklahoma City	19-14	12-4	7-10	0-0
Cleveland	83-44	50-13	33-30	0-1	Orlando	30-27	18-10	12-17	0-0
Dallas	90-81	50-35	39-46	1-0	Philadelphia	71-68	43-25	24-41	3-3
Denver	94-85	57-33	37-52	0-0	Phoenix	99-107	61-42	37-65	1-0
Detroit	66-70	47-19	19-46	1-4	Portland	105-84	60-33	43-51	2-0
Golden State	119-91	62-42	54-46	3-3	Sacramento	127-88	78-30	48-56	1-2
San Francisco	12-15	6-8	4-6	2-1	Cincinnati	13-14	8-5	4-7	1-2
Golden State	107-76	56-34	50-40	1-2	Kansas City	28-32	19-11	9-21	0-0
Indiana	52-37	31-14	21-23	0-0	Sacramento	86-42	51-14	35-28	0-0
L.A. Clippers	118-74	66-26	48-47	4-1	San Antonio	83-106	54-41	29-65	0-0
Buffalo	22-15	10-5	8-9	4-1	Toronto	25-18	18-4	8-13	0-0
San Diego	13-12	7-5	6-7	0-0	Utah	90-103	59-38	31-64	0-1
Los Angeles	83-47	49-16	34-31	0-0	New Orleans	14-12	7-6	7-6	0-0
L.A. Lakers	77-135	44-59	32-75	1-1	Utah	76-91	52-32	24-59	0-1
Memphis	55-33	34-10	21-23	0-0	Washington	69-78	41-30	26-44	2-4
Vancouver	20-4	11-1	9-3	0-0	Baltimore	6-30	2-13	2-13	2-4
Memphis	35-29	23-9	12-20	0-0	Capital	3-4	3-1	0-3	0-0
Miami	29-31	17-12	12-19	0-0	Washington	60-44	36-16	24-28	0-0

Rockets All-Time Overtime Record

Year	Total	Home	Road	Year	Total	Home	Road
1967-68	1-1	1-1	0-0	1992-93	1-3	1-0	0-3
1968-69	1-3	1-1	0-2	1993-94	2-1	1-0	1-1
1969-70	2-2	1-1	1-1	1994-95	0-1	0-1	0-0
1970-71	1-1	1-0	0-1	1995-96	1-3	1-2	0-1
1971-72	1-1	0-1	1-0	1996-97	4-2	2-2	2-0
1972-73	0-0	0-0	0-0	1997-98	1-4	0-2	1-2
1973-74	1-6	1-1	0-5	1998-99	2-1	1-0	1-1
1974-75	1-3	0-3	1-0	1999-00	2-3	1-1	1-2
1975-76	0-3	0-2	0-1	2000-01	2-2	1-1	1-1
1976-77	4-0	4-0	0-0	2001-02	5-5	3-2	2-3
1977-78	2-0	2-0	0-0	2002-03	4-5	2-1	2-4
1978-79	3-1	2-0	1-1	2003-04	5-2	3-1	2-1
1979-80	5-3	3-1	2-2	2004-05	4-3	2-1	2-2
1980-81	3-2	1-0	2-2	2005-06	2-2	0-1	2-1
1981-82	2-1	1-0	1-1	2006-07	3-3	1-1	2-2
1982-83	1-1	1-1	0-0	2007-08	0-1	0-0	0-1
1983-84	1-2	0-2	1-0	2008-09	2-1	2-0	0-1
1984-85	2-1	1-0	1-1	2009-10	4-3	2-2	2-1
1985-86	1-1	0-0	1-1	2010-11	2-6	2-3	0-3
1986-87	1-2	0-2	1-0	2011-12	3-6	3-3	0-3
1987-88	0-0	0-0	0-0	2012-13	0-4	0-2	0-2
1988-89	3-3	1-1	2-2	2013-14	3-2	3-0	0-2
1989-90	1-4	1-2	0-2	2014-15	5-0	1-0	4-0
1990-91	3-3	2-2	1-1	2015-16	4-2	3-0	1-2
1991-92	3-3	1-1	2-2	2016-17	3-0	1-0	2-0
				Totals	107-112	61-48	46-64

Multiple OT (2OT: 31, 3OT: 3):18-16

Opponents	W-L
Atlanta	4-1
Boston	3-4
Brooklyn	4-2
Charlotte	1-2
Chicago	3-3
Cleveland	3-1
Dallas	7-6
Denver	7-7
Detroit	1-4
Golden State	11-3
Indiana	2-3
L.A. Clippers	6-6
L.A. Lakers	8-11
Memphis	3-1
Miami	3-2
Milwaukee	2-2
Minnesota	5-4
New Orleans	1-3
New York	1-5
Oklahoma City	1-7
Orlando	2-0
Philadelphia	3-5
Phoenix	1-5
Portland	6-9
Sacramento	9-2
San Antonio	4-6
Toronto	2-1
Utah	4-5
Washington	0-2

High Scorers vs. Opponents

	Rockets High Scorer	Opponents High Scorer
Atlanta	45, James Harden (Nov. 2, 2012)	49, Dominique Wilkins (Dec. 12, 1985)
Boston	51, Hakeem Olajuwon (Jan. 18, 1996)	48, Larry Bird (Mar. 17, 1985)
Brooklyn	57, Calvin Murphy (Mar. 18, 1978)	44, Drazen Petrovic (Jan. 24, 1993)
Charlotte	40, James Harden (Jan. 10, 2017)	43, Stephen Jackson (Jan. 12, 2010)
Chicago	45, Moses Malone (Nov. 13, 1979)	45, Michael Jordan (Jan. 18, 1998)
Cleveland	51, Vernon Maxwell (Jan. 26, 1991)	46, Mike Mitchell (Feb. 8, 1980)
Dallas	48, Tracy McGrady (Dec. 2, 2004)	53, Dirk Nowitzki (Dec. 2, 2004)
Denver	52, Hakeem Olajuwon (Apr. 19, 1990)	54, Alex English (Nov. 19, 1985)
Detroit	54, Elvin Hayes (Nov. 13, 1968)	46, Jerry Stackhouse (Jan. 4, 2001)
Golden State	51, Moses Malone (Mar. 11, 1981)	51, Phil Smith (Dec. 11, 1976) 51, Rick Barry (Jan. 17, 1973)
Indiana	45, James Harden (Jan. 13, 2015)	42, Butch Carter (Nov. 1, 1983)
L.A. Clippers	53, Moses Malone (Feb. 2, 1982)	51, Bob McAdoo (Mar. 18, 1975)
L.A. Lakers	44, Steve Francis (Jan. 7, 2003)	53, Kobe Bryant (Dec. 15, 2006) 53, Kobe Bryant (Mar. 30, 2007)
Memphis	42, Hakeem Olajuwon (Mar. 10, 1996)	38, Jason Williams (Nov. 30, 2001)
Miami	43, Hakeem Olajuwon (Apr. 8, 1989)	45, Dwyane Wade (Dec. 29, 2010)
Milwaukee	42, Tracy McGrady (Dec. 31, 2004)	48, Kareem Abdul-Jabbar (Jan. 25, 1973)
Minnesota	46, Hakeem Olajuwon (Mar. 23, 1996)	51, Corey Brewer (Apr. 11, 2014)
New Orleans	41, Clyde Drexler (Dec. 2, 1995) 41, Tracy McGrady (Mar. 8, 2008) 41, James Harden (Mar. 17, 2017)	44, David West (Dec. 29, 2009)
New York	53, James Harden (Dec. 31, 2016)	45, Carmelo Anthony (Mar. 11, 2014)
Oklahoma City	50, Elvin Hayes (Nov. 20, 1970)	49, Russell Westbrook (Jan. 5, 2017)
Orlando	37, Yao Ming (Jan. 25, 2004) 37, Yao Ming (Mar. 11, 2007)	39, Tracy McGrady (Feb. 16, 2002)
Philadelphia	51, James Harden (Jan. 27, 2017)	58, Allen Iverson (Jan. 15, 2002)
Phoenix	45, Moses Malone (Feb. 5, 1982)	47, Gail Goodrich (Mar. 9, 1969)
Portland	49, Moses Malone (Mar. 13, 1982)	51, Geoff Petrie (Jan. 20, 1973) 51, Geoff Petrie (Mar. 16, 1973)
Sacramento	51, James Harden (Apr. 1, 2015)	51, Nate Archibald (Nov. 27, 1972)
San Antonio	47, Hakeem Olajuwon (Jan. 13, 1995)	46, George Gervin (Mar. 30, 1979)
Toronto	40, Yao Ming (Dec. 20, 2004) 40, James Harden (Mar. 6, 2016) 40, James Harden (Jan. 8, 2017)	43, Vince Carter (Mar. 5, 2002)
Utah	47, Tracy McGrady (Nov. 1, 2007)	46, Adrian Dantley (Jan. 4, 1984)
Washington	46, Calvin Murphy (Mar. 10, 1978)	44, Gus Johnson (Feb. 11, 1968) 44, Gilbert Arenas (Jan. 3, 2006)

Season Records

Best Winning Percentage: .707; 58-24 (1993-94)
Most Consecutive Home Wins: 20 (Oct. 29, 1985 - Jan. 14, 1986)
Most Consecutive Road Wins: 12 (Jan. 4 - Mar. 12, 2008)
Most Playoff Games Season: 23 (1994, won 15)
Worst Season: 14-68 (1982-83)
Most Consecutive Losses: 17 (Jan. 18 - Feb. 19, 1968; San Diego)
Most Consecutive Home Losses: 11 (Mar. 1 - Apr. 16, 1983)
Most Consecutive Road Losses: 16 (Jan. 18 - Mar. 19, 1968; San Diego)
Best Home Record Season: 36-5 (1985-86)
Best Road Record Season: 27-14 (1996-97)
Best Months: 14-0 (November 1993), 13-0 (February 2008), 15-1 (November 1996)
Worst Home Record Season: 8-33 (1967-68)
Worst Road Record Season: 5-36 (1982-83)
Worst Months: 0-11 (March 1968), 1-17 (February 1968)

Overtime Games

Most Overtime Games Season: 10 (2001-2002)
Fewest Overtime Games Season: 0 (1972-73; 1987-88)
Most Overtime Wins Season: 5 (1979-80; 2001-2002; 2003-2004; 2014-15)
Most Overtime Losses Season: 6 (1973-74; 2010-2011; 2011-2012)
Most Consecutive Overtime Games: 3 (Nov. 17-20-24, 1976); (Nov. 26-29-Dec. 1, 1999)

Attendance

Largest Regular Season Home Attendance: 747,412 (2014-2015)
Most Regular Season Home Sellouts: 41 (1987-88; 1995-96; 1996-97; 1997-98)
Highest Regular Season Home Attendance Average: 18,230 (2014-2015)
Largest Single-Game Home Attendance: 18,583 (Mar. 27, 2010 vs. L.A. Lakers at Toyota Center)
Largest Home Attendance (including Playoffs): 911,784 (2014-15)
Most Consecutive Sellouts (including Playoffs): 176 (Apr. 23, 1995 - May 15, 1999)
Most Consecutive Regular Season Sellouts: 149 (Apr. 23, 1995 - May 4, 1999)

Best Comebacks

Rockets/Game

23 (1:01 second quarter, 33-56) vs. Portland, Jan. 22, 1977 (Won 110-107)
 23 (5:08 second quarter, 26-49) at Atlanta, Mar. 8, 2001 (Won 104-98)
 22 (2:45 second quarter, 12-34) at Dallas, Apr. 16, 1989 (down 18 with 1:54 in 3rd; Won 114-112 OT)
 21 (11:46 second quarter, 27-48) vs. San Antonio, Mar. 8, 1986 (Won 126-117)
 21 (8:45 third quarter, 53-74), at Portland, Feb. 25, 2016 (Won 119-105)
 20 (33.4 seconds, second quarter, 51-71) vs. Golden State, Feb. 26, 1992 (Won 118-116)
 20 (1:33 second quarter, 28-48) vs. San Antonio, Mar. 17, 2001 (Won 103-99)
 20 (2:42 first quarter, 9-29) vs. Boston, Feb. 23, 2002 (Won 99-89)
 20 (2:23 second quarter, 27-47) vs. Dallas, Apr. 11, 2002 (Won 98-95 OT)
 20 (11:41 third quarter, 39-59) vs. Minnesota, Mar. 15, 2013 (Won 108-100)
 20 (10:49 third quarter, 42-62) at Cleveland, Mar. 29, 2016 (Won 106-100)

Rockets/Fourth Quarter

16 (11:24 left, 79-95) at Sacramento, Nov. 12, 1987 (Won 116-114)
 15 (8:31 left, 73-88) at Phoenix, Nov. 4, 2001 (Won 103-100)
 15 (8:25 left, 61-76) at Denver, Apr. 17, 2006 (Won 86-83)
 15 (10:33 left, 63-78) vs. Portland, Nov. 18, 2015 (Won 108-103, OT)

Opponents/Game

26 (7:45 second quarter, 46-20) at Portland, Feb. 15, 1997 (Lost 109-105)
 24 (6:02 third quarter, 79-55) vs. Minnesota, Feb. 17, 1992 (Lost 124-122 OT)
 23 (10:56 second quarter, 36-13) at San Antonio, Apr. 18, 1999 (Lost 86-83)
 21 (4:14 third quarter, 78-57) vs. Phoenix, Dec. 16, 1986 (Lost 106-102)
 21 (11:20 second quarter, 36-15) vs. Phoenix, Mar. 15, 2004 (Lost 99-97 OT)
 21 (1:19 second quarter, 51-30) at L.A. Lakers, Dec. 15, 2006 (Lost 112-101 2OT)


Opponents/Fourth Quarter

17 (5:51 left, 99-82) at Chicago, Feb. 28, 2009 (Lost 105-102)
 16 (11:37 left, 87-71) vs. Phoenix, Dec. 16, 1986 (Lost 106-102)
 15 (5:37 left, 93-78) at Minnesota, Mar. 28, 1993 (Lost 101-100)
 15 (8:07 left, 78-63) at Utah, Apr. 1, 1999 (Lost 88-87)
 15 (10:32 left, 87-72) at Atlanta, Mar. 3, 2015 (Lost 96-104)



History of the Rockets

The Rockets franchise entered the NBA as the San Diego Rockets prior to the 1967-68 season, along with the Seattle SuperSonics, as the league expanded to 12 teams. The Rockets received their team name because it kept with San Diego's then-theme of a "city in motion," while reflecting the growth of space-age industries in San Diego. The 1967-68 Rockets compiled a league-worst 15-67 record, but were able to select University of Houston's Elvin Hayes with the first overall pick in the 1968 NBA Draft. As a rookie, Hayes scored an NBA-leading 28.4 points per game, helping the team to a 37-45 record and a playoff berth. The Rockets drafted Rudy Tomjanovich and Calvin Murphy in the 1970 NBA Draft, but were unable to produce a winning record in any of their four seasons in San Diego.



In June 1971, a group named Texas Sports Investments bought the Rockets franchise for \$5.6 million and moved the team to Houston. During their first year in Texas, the Rockets played home games in Houston, San Antonio and Waco. In 1972, Hayes was traded to Baltimore. The 1974-75 Rockets produced the franchise's first season at .500 or better and first playoff series win. The franchise further improved two seasons later with the additions of John Lucas, the top pick in the 1976 NBA Draft, and Moses Malone, who had starred in the ABA the previous two years. The 1976-77 Rockets registered a 49-33 record and won their first division title, as 1977 NBA Coach of the Year Tom Nissalke guided them to the Conference Finals. Houston's record slipped the following season, as the team played most of the year without an injured Tomjanovich. He returned the following season to join Malone and Murphy in the 1979 NBA All-Star Game. That season, Malone averaged 24.8 points and an NBA-leading 17.6 rebounds to

give the Rockets their first-ever NBA MVP. After the 1978-79 Rockets were eliminated in the first round of the playoffs, Del Harris was hired as head coach. In Harris' first season, the Rockets advanced to the Conference Semifinals.

The 1980-81 Rockets qualified for the playoffs in the season's final weekend with a 40-42 record. Malone averaged 27.8 points and an NBA-best 14.8 rebounds, while Murphy set NBA records with 78 consecutive free throws made and a single-season free-throw percentage of .958. Despite their sub-.500 record, the Rockets advanced to their first-ever NBA Finals, losing to Boston but becoming the first team from Houston to play for a championship in basketball, football or baseball. The following season, Hayes returned to replace a retired Tomjanovich, but the Rockets were unable to recapture the postseason magic. Despite Malone winning his second NBA MVP award with averages of 31.1 points and 14.7 rebounds, the 1981-82 Rockets lost in the first round of the playoffs. Malone was then traded to Philadelphia and the 1982-83 Rockets logged a franchise-worst 14-68 record. The Rockets replaced Del Harris with Bill Fitch as head coach at the season's end.

Houston used back-to-back poor seasons to obtain the first overall selection in both the 1983 and 1984 NBA Drafts. The Rockets picked 7-foot-4 Ralph Sampson in 1983 and 7-foot Hakeem Olajuwon from the University of Houston the following year to assemble the tallest frontcourt the league had ever known. Sampson won the NBA Rookie of the Year award in his first season, while Olajuwon finished second in balloting to Michael Jordan a year later. The 1984-85 Rockets compiled a 48-34 record during Sampson's and Olajuwon's first season together, but were eliminated in the first round of the playoffs. The following year, the Rockets rolled to a 51-31 record, won the Midwest Division, and upset the defending NBA Champion L.A. Lakers to advance to the NBA Finals, where the team fell to Boston for the second time in six years.

The 1986-87 Rockets advanced to the Conference Semifinals, as Olajuwon earned his first of three straight All-NBA First-Team selections and Sampson struggled with injuries. The next year Houston traded Sampson and Steve Harris to Golden State for Joe Barry Carroll and Eric "Sleepy" Floyd, marking the first time that two first overall selections had been traded for one another. After the 1987-88 Rockets lost in the first round of the playoffs, Don Chaney replaced Fitch as head coach. During the 1988-89 season, Olajuwon became the first player to collect 200 steals and 200 blocks in the same season. Despite the addition of Otis Thorpe, the 1988-89 Rockets lost in the first round of the playoffs. The following season, a trade for Vernon Maxwell could not prevent another first-round exit. With the addition of Kenny Smith, the 1990-91 Rockets overcame losing Olajuwon to injury for 26 games to finish with a 52-30 record and earn Don Chaney NBA Coach of the Year honors. A first-round exit followed by a 26-26 start to the 1991-92 season cost Chaney his job. Tomjanovich was promoted from assistant coach to interim head coach during the season before being named permanent head coach at the season's end. That offseason, the Rockets added Robert Horry via the 1992 NBA Draft.

Beginning with the 1992-93 season, Olajuwon's All-Star play elevated to an even higher level for a four-year stretch. In 1993, he won the first of consecutive Defensive Player of the Year awards, finished second

History of the Rockets

in MVP voting, and earned the first of consecutive selections to the All-NBA First Team. The 1992-93 Rockets set a franchise record with an NBA season-best 15 consecutive wins and won the Midwest Division with a 55-27 record before losing in the Conference Semifinals.



On July 30, 1993, Leslie Alexander purchased the Rockets. The 1993-94 Rockets opened the year by tying an NBA record with a perfect 15-0 start. Houston went on to set the franchise record for wins with a 58-24 record, claiming the Midwest Division title. Olajuwon averaged 27.3 points, 11.9 rebounds and 3.71 blocked shots to win both the NBA MVP award and the NBA Defensive Player of the Year award. In the Conference Semifinals, two home losses to Phoenix prompted a Houston newspaper to post the headline "Choke City," but the Rockets responded to win the seven-game series and earn the moniker "Clutch City." Houston then defeated Utah in the Conference Finals to advance to the 1994 NBA Finals against the New York Knicks. No team reached 100 points in any game in the Finals and every contest was decided by less than 10 points. The Rockets won the seven-game series to secure the first-ever professional championship for a sports team from Houston. Olajuwon earned the Finals MVP award, becoming the first player to ever win this honor along with both the regular season MVP award and the Defensive Player of the Year award in the same season.

With another NBA Championship in 1995, the Rockets became the fifth franchise in league history to boast back-to-back titles. The Rockets played the role of underdog in their bid to repeat as champions, entering the postseason as the sixth seed in the conference

with a 47-35 record. The Rockets midseason trade of Thorpe reunited Houston native Clyde Drexler with Olajuwon, his former teammate at the University of Houston. The Rockets became the lowest seed ever to win a title and the first team to ever eliminate four teams that had each won 50 or more regular-season games, knocking off Utah, Phoenix, San Antonio and Orlando. The Rockets swept Orlando in the 1995 NBA Finals, as Olajuwon repeated as the NBA Finals MVP.

During the 1995-96 season, Olajuwon became the NBA's all-time blocked shots leader and Tomjanovich became the franchise's all-time winningest coach. In the playoffs, the Rockets were unable to repeat as champions, falling in the Conference Semifinals. Prior to the 1996-97 season, the Rockets acquired Charles Barkley, whose addition propelled Houston to a 57-25 record and the Conference Finals. The 1997-98 Rockets hoped to make one last championship run in Drexler's final season, but Barkley tore a tricep muscle and Houston bowed out in the first round. The next year, the Rockets added Scottie Pippen to fill out the frontcourt of Olajuwon and Barkley. The Rockets notched their 15th consecutive winning season, but lost in the first round of the playoffs. Pippen was then traded to Portland in the offseason.

In the 1999-2000 season, Barkley played his final season and Steve Francis earned NBA Co-Rookie of the Year honors. The following season marked Houston's last year with Olajuwon, who requested a trade at the season's end. One year later, the Rockets found a new center with the first overall pick in the 2002 NBA Draft. Houston selected China's Yao Ming, who became the first-ever, number-one pick to come from an international basketball league. Following the 2002-03 season, Tomjanovich stepped down as head coach with a franchise-record 503 victories in 900 games.

On June 11, 2003, Jeff Van Gundy became the 10th head coach in Rockets history. In Van Gundy's first season, the Rockets moved into their new home Toyota Center, set several defensive records and returned to the playoffs for the first time in five years. On June 29, 2004, Houston acquired Tracy McGrady, in a seven-player deal for the 25-year-old two-time NBA scoring champion. In his inaugural season in Houston, McGrady became the first player in Rockets history to reach 2,000 points, 400 rebounds and 400 assists in a single season. McGrady also became the first-ever Houston player to earn Player-of-the-Week recognition four times in the same campaign. Overall in 2004-05, the tandem of McGrady and Yao helped lead the Rockets to a 51-31 mark and a first-round playoff series with Dallas, where the Mavericks prevailed in a decisive Game Seven at AmericanAirlines Center.

The 2005-06 campaign was highlighted with Houston hosting the 2006 NBA All-Star Game, which marked the second time the contest was played in "Space City." Houston first held the midseason classic in 1989 before a then-record crowd of 44,735 at the Astrodome. McGrady scored a game-high 36 points for the West, while Yao led all players in votes received for a second straight season. The Rockets finished 2005-06 with a 34-48 mark, as McGrady and Yao played in just 31 games together due to injuries suffered by both players.

On April 3, 2006, Alexander named Daryl Morey as the team's Assistant General Manager. The Rockets also acquired Shane Battier from the Memphis Grizzlies. With the addition of Battier along with strong play from

History of the Rockets

Yao and McGrady, the 2006-07 Rockets blasted off to one of their best starts in recent years. Yao was named Western Conference Player of the Month for games played through Nov., becoming the first Rockets player to receive this recognition since Olajuwon. When Yao suffered a small fracture on his right anterior medial tibial plateau vs. the L.A. Clippers on Dec. 23, McGrady helped lead the Rockets to a 20-12 mark with Yao out of the lineup. Houston finished the season with a 52-30 mark, but lost a heartbreaking Game Seven to the Utah Jazz in the opening round of the 2007 NBA Playoffs.

On May 10, 2007, Alexander announced that Morey officially assumed his role as General Manager of the franchise. Morey took over the position from retiring Carroll Dawson, who was honored by Alexander with "Carroll Dawson Tribute Night" on April 16, 2007, where a banner bearing his name was hung from the rafters of Toyota Center in tribute to Dawson's 27 seasons with the Rockets organization. The offseason changes did not stop there, as the team and Van Gundy decided to part ways. Alexander then hired Rick Adelman as head coach. On July 12, 2007, Morey acquired the draft rights to Argentine forward Luis Scola.

In his first season, Adelman led the 2007-08 Rockets to a 55-27 mark. Houston captured 22 victories in a row from 1/29/08 through 3/16/08, which stands as the third-longest winning streak in NBA history. That accomplishment was even more noteworthy since Yao was lost for the remainder of the season after undergoing surgery to repair a stress fracture in his left foot on March 3, 2008. Another highlight during this record-setting season was Alexander honoring Olajuwon for his many contributions to the Rockets organization with the unveiling of a commissioned bronze sculpture in front of Toyota Center during a special ceremony on April 11, 2008. Even without Yao, Houston made the playoffs, but lost its First Round series vs. Utah.

In 2008-09, the Rockets posted a 53-29 mark and advanced past the First Round of the playoffs for the first time since 1997. In the Western Conference Semifinals, Houston took the eventual NBA Champion L.A. Lakers to Game Seven despite being without McGrady (microfracture surgery on left knee) and losing the services of Yao (broken bone in left foot) for the final four games of the series.

Despite playing the entire 2009-10 campaign without Yao (foot surgery), Houston registered a 42-40 mark to become the first team in the past 20 NBA seasons to finish above .500 without an All-Star. It marked just the 26th time in NBA history for a team to finish a season with a winning record and not make the playoffs. Aaron Brooks was named the NBA's Most Improved Player. The Rockets were also involved in a three-team, nine-player trade that brought Kevin Martin to Houston and sent McGrady to New York.

The Rockets secured a 43-39 mark in 2010-11, joining the 1970-71 and 1971-72 Phoenix Suns as the only two teams to miss the playoffs in two straight seasons despite finishing with a winning record in both campaigns. Houston's 2010-11 season also marked one of change, which began with Yao enduring yet another season-ending surgery. Following the season, the Rockets and Adelman mutually agreed to part ways.

Houston would name Hall-of-Famer Kevin McHale as the 12th head coach in team history on June 1, 2011.

Yao, who established himself as one of the top centers in the NBA and a global phenomenon, also announced his retirement from the NBA in his hometown of Shanghai, China on July 20, 2011. In his first campaign with Houston, McHale guided the 2011-12 Rockets to a 34-32 record.

On Oct. 27, 2012, Houston made a blockbuster deal to acquire James Harden from Oklahoma City and sent Martin to the Thunder. Led by the edition of Harden, the Rockets went 45-37 and returned to the playoffs. Harden recorded one of the most dynamic offensive campaigns in Rockets history by setting the team single-season record for free throws made (674) and becoming just the fifth player in club annals to reach 2,000 points in one campaign (2,023). The NBA All-Star Game returned to Houston in 2013, where Harden was selected to his first game. Harden also went on to collect 2012-13 All-NBA Third Team.

The Rockets again made headline on July 13, 2013 by acquiring three-time NBA Defensive Player of the Year Dwight Howard via free agency. The tandem of Harden and Howard helped led Houston to a 54-28 mark in 2013-14 along with another trip to the playoffs. Both players were named All-Stars with Harden also earning All-NBA First Team honors while Howard was selected to the Second Team.

Heading into the 2014-15 season, Morey continued to hone the supporting cast around Harden and Howard, adding veterans Trevor Ariza and Jason Terry via trades. Those investments paid off immediately, as the team won nine of its first 10 games. Despite Howard only appearing in half the games due to injury, Houston finished the season with a 56-26 mark and its first division title since 1993-94. The Rockets carried that momentum into the postseason, advancing to the Western Conference Finals for the first time since 1995-96. Harden earned All-NBA First Team honors for the second straight season and was runner-up for the MVP award.

Despite a slow start to the 2015-16 season, the Rockets remained vigilant and secured their fourth straight playoff appearance. Houston was led by All-Star guard James Harden, who averaged 29.0 points, 7.5 assists and 6.1 rebounds. He became the fourth different player in NBA history to average at least 29.0 points, 7.0 assists and 6.0 assists in a single season.

The Rockets re-established themselves in 2016-17, posting the third-best record in the league at 55-27 and advancing to the Western Conference Semifinals. Mike D'Antoni was named NBA Coach of the Year, while James Harden was a unanimous All-NBA First Team selection, again averaging career-highs in scoring (29.1 ppg; 2nd in NBA), assists (11.2 apg; 1st in NBA), and rebounding (8.1 rpg). Eric Gordon was named NBA Sixth Man of the Year and set the NBA single season record for the most 3-pointers made by a reserve in a single season (206). Houston set the NBA record for the most 3-pointers made in a season with 1,181.

On October 6, 2017, the NBA Board of Governors unanimously approved Tilman J. Fertitta as owner of the Rockets, thus completing his purchase of the team from Leslie Alexander.

The 22-Game Winning Streak

January 29-March 16, 2008

PLAYER	G-GS	MIN	FIELD GOALS		3-POINT FG		FT-FTA			REBOUNDS			PF-DQ	STL	TO	BLK	PTS	AVG
			FG-FGA	PCT	FG-FGA	PCT	FT-FTA	PCT	OFF	DEF	TOT	AST						
McGrady	21-21	808	178-407	.437	34-107	.318	74-106	.698	16	95	111	130	25-0	23	52	10	464	22.1
Yao	12-12	445	93-176	.528	0-0	—	72-86	.837	35	98	133	24	32-0	4	36	14	258	21.5
Alston	22-22	792	133-313	.425	57-144	.396	23-33	.697	10	84	94	145	44-0	33	44	9	346	15.7
Scola	22-22	581	107-195	.549	0-1	.000	42-63	.667	46	105	151	32	62-0	17	36	7	256	11.6
Battier	22-22	842	81-181	.448	45-113	.398	22-30	.733	34	88	122	54	43-0	13	17	28	229	10.4
Landry	17-0	329	66-108	.611	0-1	.000	36-55	.655	40	48	88	9	40-0	11	10	3	168	9.9
Head	16-1	288	48-102	.471	24-59	.407	18-24	.750	3	28	31	38	20-0	12	10	1	138	8.6
Wells	9-0	177	22-44	.500	1-3	.333	20-32	.625	7	41	48	21	19-0	8	10	4	65	7.2
Jackson	11-0	181	28-71	.394	8-29	.276	6-8	.750	4	27	31	26	17-0	4	14	2	70	6.4
Harris	4-0	53	10-24	.417	0-0	—	4-7	.571	10	11	21	1	4-0	2	2	0	24	6.0
Green	1-0	4	3-3	1.000	0-0	—	0-0	—	2	0	2	0	2-0	0	0	0	6	6.0
Novak	18-0	115	22-48	.458	12-31	.387	1-2	.500	2	13	15	3	9-0	1	1	2	57	3.2
Hayes	19-0	290	25-38	.658	0-0	—	4-4	1.000	19	70	89	22	47-1	13	15	8	54	2.8
Brooks	18-0	147	16-57	.281	7-28	.250	5-8	.625	5	13	18	21	19-0	2	10	1	44	2.4
Mutombo	11-10	195	10-21	.476	0-0	—	5-8	.625	18	48	66	0	15-0	2	3	23	25	2.3
Williams	1-0	6	1-3	.333	0-0	—	1-4	.250	1	0	1	0	3-0	0	1	0	3	3.0
James	4-0	19	2-7	.286	0-2	.000	0-0	—	1	3	4	1	3-0	0	2	0	4	1.0
Jones	4-0	9	2-4	.500	0-0	—	0-0	—	0	1	1	0	3-0	1	1	0	4	1.0
ROCKETS	22	5280	847-1802	.470	188-518	.363	333-470	.709	253	773	1026	527	407-1	146	282	112	2215	100.7
OPPONENTS	22	5280	739-1805	.409	133-353	.377	332-485	.685	242	643	885	408	412-1	165	266	97	1943	88.3

Date	Opponent	Result	Leading Scorer	Date	Opponent	Result	Leading Scorer
Jan. 29	Golden State	W, 111-107	Yao-36	Feb. 24	Chicago	W, 110-97	McGrady-24
Feb. 1	at Indiana	W, 106-103	Landry-22	26	Washington	W, 94-69	Head-18
2	at Milwaukee	W, 91-83	McGrady-33	29	Memphis	W, 116-95	McGrady-25
4	at Minnesota	W, 92-86	McGrady-26	Mar. 2	Denver	W, 103-89	McGrady-22
7	Cleveland	W, 92-77	Yao-22	5	Indiana	W, 117-99	McGrady-25
9	Atlanta	W, 108-89	Yao-28	6	at Dallas	W, 113-98	McGrady-31
11	Portland	W, 95-83	Yao-25	8	New Orleans	W, 106-96	McGrady-41
13	Sacramento	W, 89-87	Yao-25	10	New Jersey	W, 91-73	McGrady-19
19	at Cleveland	W, 93-85	Alston-22	12	at Atlanta	W, 83-75	McGrady-28
21	Miami	W, 112-100	McGrady-23	14	Charlotte	W, 89-80	McGrady-30
22	at New Orleans	W, 100-80	McGrady-34	16	L.A. Lakers	W, 104-92	Alston-31



Rockets All-Time Record

(50 Seasons: 4 Seasons San Diego, 46 Seasons Houston)

San Diego (1967-71)

Years	Coach	W-L	Pct.	Finish	Home	Road	Neut.	Playoffs
1967-68	Jack McMahon	15-67	.183	6th Western	8-33	3-25	4-9	—
1968-69	Jack McMahon	37-45	.451	4th Western	25-16	8-25	4-4	2-4
1969-70	Jack McMahon (9-17) Alex Hannum (18-38)	27-55	.329	7th Western	21-17	4-33	2-5	—
1970-71	Alex Hannum	40-42	.488	3rd Pacific	24-15	15-26	1-1	—

Houston (1971-Present)

Years	Coach	W-L	Pct.	Finish	Home	Road	Neut.	Playoffs
1971-72	Tex Winter	34-48	.415	4th Pacific	15-20	14-23	5-5	—
1972-73	Tex Winter (17-30) John Egan (16-19)	33-49	.402	3rd Central	14-14	10-28	9-7	—
1973-74	John Egan	32-50	.390	3rd Central	18-23	13-25	1-2	—
1974-75	John Egan	41-41	.500	2nd Central	29-12	12-27	0-2	3-5
1975-76	John Egan	40-42	.488	3rd Central	28-13	12-29	0-0	—
1976-77	Tom Nissalke	49-33	.598	1st Central	34-7	15-25	0-1	6-6
1977-78	Tom Nissalke	28-54	.341	6th Central	21-20	7-34	0-0	—
1978-79	Tom Nissalke	47-35	.573	2nd Central	30-11	17-24	0-0	0-2
1979-80	Del Harris	41-41	.500	2nd Central	29-12	12-29	0-0	2-5
1980-81	Del Harris	40-42	.488	2nd Midwest	25-16	15-26	0-0	12-9
1981-82	Del Harris	46-36	.561	2nd Midwest	25-16	21-20	0-0	1-2
1982-83	Del Harris	14-68	.171	6th Midwest	9-32	5-36	0-0	—
1983-84	Bill Fitch	29-53	.354	6th Midwest	21-20	8-32	0-1	—
1984-85	Bill Fitch	48-34	.585	2nd Midwest	29-12	19-22	0-0	2-3
1985-86	Bill Fitch	51-31	.622	1st Midwest	36-5	15-26	0-0	13-7
1986-87	Bill Fitch	42-40	.512	3rd Midwest	25-16	17-24	0-0	5-5
1987-88	Bill Fitch	46-36	.561	4th Midwest	31-10	15-26	0-0	1-3
1988-89	Don Chaney	45-37	.549	2nd Midwest	31-10	14-27	0-0	1-3
1989-90	Don Chaney	41-41	.500	5th Midwest	31-10	10-31	0-0	1-3
1990-91	Don Chaney	52-30	.634	3rd Midwest	31-10	21-20	0-0	0-3
1991-92	Don Chaney (26-26) Rudy Tomjanovich (16-14)	42-40	.512	3rd Midwest	28-13	14-27	0-0	—
1992-93	Rudy Tomjanovich	55-27	.671	1st Midwest	31-9	24-16	0-2	6-6
1993-94	Rudy Tomjanovich	58-24	.707	1st Midwest	35-6	23-18	0-0	15-8
1994-95	Rudy Tomjanovich	47-35	.573	3rd Midwest	25-16	22-19	0-0	15-7
1995-96	Rudy Tomjanovich	48-34	.585	3rd Midwest	27-14	21-20	0-0	3-5
1996-97	Rudy Tomjanovich	57-25	.695	2nd Midwest	30-11	27-14	0-0	9-7
1997-98	Rudy Tomjanovich	41-41	.500	4th Midwest	24-17	16-24	1-0	2-3
1998-99	Rudy Tomjanovich	31-19	.620	3rd Midwest	19-6	12-13	0-0	1-3
1999-00	Rudy Tomjanovich	34-48	.415	6th Midwest	22-19	12-29	0-0	—
2000-01	Rudy Tomjanovich	45-37	.549	5th Midwest	24-17	21-20	0-0	—
2001-02	Rudy Tomjanovich	28-54	.341	5th Midwest	18-23	10-31	0-0	—
2002-03	Rudy Tomjanovich	43-39	.524	5th Midwest	28-13	15-26	0-0	—
2003-04	Jeff Van Gundy	45-37	.549	5th Midwest	27-14	18-23	0-0	1-4
2004-05	Jeff Van Gundy	51-31	.622	3rd Southwest	26-15	25-16	0-0	3-4
2005-06	Jeff Van Gundy	34-48	.415	5th Southwest	15-26	19-22	0-0	—
2006-07	Jeff Van Gundy	52-30	.634	3rd Southwest	28-13	24-17	0-0	3-4
2007-08	Rick Adelman	55-27	.671	3rd Southwest	31-10	24-17	0-0	2-4
2008-09	Rick Adelman	53-29	.646	2nd Southwest	33-8	20-21	0-0	7-6
2009-10	Rick Adelman	42-40	.512	3rd Southwest	23-18	19-22	0-0	—
2010-11	Rick Adelman	43-39	.524	5th Southwest	25-16	18-23	0-0	—
2011-12	Kevin McHale	34-32	.515	4th Southwest	22-11	12-21	0-0	—
2012-13	Kevin McHale	45-37	.549	3rd Southwest	29-12	16-25	0-0	2-4
2013-14	Kevin McHale	54-28	.659	2nd Southwest	33-8	21-20	0-0	2-4
2014-15	Kevin McHale	56-26	.683	1st Southwest	30-11	25-15	1-0	9-8
2015-16	Kevin McHale (4-7) J.B. Bickerstaff (37-34; Interim)	41-41	.500	4th Southwest	23-18	18-23	0-0	1-4
2016-17	Mike D'Antoni	55-27	.671	2nd Southwest	30-11	25-16	0-0	6-5
Totals	13 Coaches 4052 Games	2107-1945	.520	5 Div. Titles	1276-735 .635	803-1181 .405	28-39 .418	136-146 .483

Rockets Home Attendance

(50 Seasons: 4 Seasons San Diego, 46 Seasons Houston)

San Diego (1967-71)

Years (Venue)	Games	Totals	Average	Playoffs	Largest Crowd	Overall Total	Average
1967-68 (SD Sports Arena)	41	188,865	4,067	—	10,269	188,865	4,067
1968-69 (SD Sports Arena)	41	248,217	6,054	3-31,755	14,280	279,972	6,363
1969-70 (SD Sports Arena)	38	232,684	6,128	—	13,643	232,684	6,128
1970-71 (SD Sports Arena)	39	264,206	6,774	—	11,639	264,206	6,774
Totals	159	933,972	5,874	3-31,755	14,280	965,727	5,961


Houston (1971-Present)

Years (Venue)	Games	Totals	Average	Playoffs	Largest Crowd	Overall Total	Average
1971-72 (Hofheinz)	41	203,599	4,966	—	10,218	203,599	4,966
1972-73 (Hofheinz)	41	189,773	4,629	—	10,146	189,773	4,629
1973-74 (Hofheinz)	41	158,059	3,855	—	8,253	158,059	3,855
1974-75 (Hofheinz)	41	187,457	4,572	4-40,872	10,518	228,329	5,074
1975-76 (The Summit)	41	261,418	6,376	—	12,586	261,418	6,376
1976-77 (The Summit)	41	347,920	8,486	6-93,838	16,012	441,758	9,399
1977-78 (The Summit)	41	384,905	9,388	—	15,556	384,905	9,388
1978-79 (The Summit)	41	434,400	10,595	1-14,405	15,676	448,805	10,686
1979-80 (The Summit)	41	413,572	10,087	4-57,479	15,676	471,051	10,468
1980-81 (The Summit)	41	385,354	9,399	9-145,089	16,121	530,443	10,609
1981-82 (The Summit)	41	480,128	11,710	1-16,121	16,121	496,249	11,815
1982-83 (The Summit)	41	307,131	7,491	—	15,816	307,131	7,491
1983-84 (The Summit)	41	435,852	10,631	—	16,016	435,852	10,631
1984-85 (The Summit)	41	569,018	13,878	3-43,340	16,016	612,358	13,917
1985-86 (The Summit)	41	604,644	14,747	10-158,677	16,016	763,321	14,967
1986-87 (The Summit)	41	660,175	16,102	5-81,395	16,279	741,570	16,121
1987-88 (The Summit)	41	681,051	16,611	2-33,222	16,611	714,273	16,611
1988-89 (The Summit)	41	680,728	16,603	2-33,222	16,611	713,950	16,604
1989-90 (The Summit)	41	649,697	15,846	2-33,222	16,611	682,919	15,882
1990-91 (The Summit)	41	613,230	14,957	1-16,611	16,611	629,841	15,882
1991-92 (The Summit)	41	592,790	14,458	—	16,611	592,790	14,458
1992-93 (The Summit)	41	554,210	13,517	6-99,666	16,611	653,876	13,912
1993-94 (The Summit)	41	615,224	15,005	13-213,520	16,611	828,744	15,347
1994-95 (The Summit)	41	653,389	15,936	10-166,110	16,611	819,499	16,069
1995-96 (The Summit)	41	667,685	16,285	4-65,140	16,285	732,825	16,285
1996-97 (The Summit)	41	667,685	16,285	9-146,565	16,285	814,250	16,285
1997-98 (Compaq Center*)	41	667,685	16,285	2-32,570	16,285	700,255	16,285
1998-99 (Compaq Center*)	25	407,125	16,285	2-32,570	16,285	439,695	16,285
1999-00 (Compaq Center*)	41	624,594	15,234	—	16,285	624,594	15,234
2000-01 (Compaq Center*)	41	518,555	12,648	—	16,285	518,555	12,648
2001-02 (Compaq Center*)	41	481,227	11,737	—	16,285	481,227	11,737
2002-03 (Compaq Center*)	41	565,166	13,785	—	16,285	565,166	13,785
2003-04 (Toyota Center)	41	640,794	15,629	2-36,445	18,332	677,239	15,750
2004-05 (Toyota Center)	41	663,444	16,182	3-54,625	18,292	718,069	16,320
2005-06 (Toyota Center)	41	636,110	15,515	—	18,291	636,110	15,515
2006-07 (Toyota Center)	41	678,362	16,545	4-73,022	18,392	751,384	16,697
2007-08 (Toyota Center)	41	718,524	17,525	3-54,640	18,525	773,164	15,572
2008-09 (Toyota Center)	41	717,669	17,504	6-110,327	18,557	827,996	17,617
2009-10 (Toyota Center)	41	677,658	16,528	—	18,583	677,658	16,528
2010-11 (Toyota Center)	41	663,839	16,191	—	18,412	663,839	16,191
2011-12 (Toyota Center)	33	506,994	15,363	—	18,391	506,994	15,363
2012-13 (Toyota Center)	41	683,564	16,672	3-54,601	18,460	738,165	16,776
2013-14 (Toyota Center)	41	743,082	18,124	3-54,801	18,124	797,883	18,134
2014-15 (Toyota Center)	41	747,412	18,230	9-164,372	18,456	911,784	18,236
2015-16 (Toyota Center)	41	737,244	17,982	2-36,400	18,462	773,644	17,992
2016-17 (Toyota Center)	41	695,903	16,973	6-108,462	18,187	804,365	17,114
Totals	1,862	25,184,045	13,525	137-2,271,329	18,583	27,455,374	13,735

*The Summit changed its name to Compaq Center following the 1996-97 season.

Born: June 22, 1962
Hometown: New Orleans, Louisiana
High School: Sterling (Houston)
College: Houston '83

#22



- Drafted by Portland, 1st Round, 14th overall pick in 1983 NBA Draft
- 10-Time NBA All-Star (1986, 1988-94, 1996-97)
- All-NBA First Team (1992), Second Team (1988, 1991), Third Team (1990, 1995)
- Member of the 1995 NBA Champion Houston Rockets
- Member of the gold-medal-winning 1992 United States Olympic Team
- Inducted into Basketball Hall of Fame in 2004
- Selected to the NBA's 50th Anniversary All-Time Team
- Retired as a player after the 1997-98 season; Number (22) was retired on Feb. 3, 2000

Houston's native son, Clyde Drexler, originally gained fame with Hakeem Olajuwon on "Phi Slama Jama" at the University of Houston. Over a decade later, "The Glide" returned to his hometown to team up with "The Dream" to deliver the Rockets second consecutive NBA Championship.

On Feb. 14, 1995, Drexler was traded to Houston with Tracy Murray for Otis Thorpe and the rights to Marcelo Nicola on Feb. 14, 1995. In 35 regular season games with Houston during the 1994-95 season, Drexler averaged 21.4 points on .506 shooting with 7.0 rebounds. Drexler's value soared higher for the Rockets in the 1995 NBA Playoffs, when he served as the Rockets second-leading scorer during their second consecutive championship run. Drexler averaged 20.5 points, 7.0 rebounds and 5.0 assists in 22 playoff games for Houston, as the Rockets became the first-ever sixth seed to win an NBA title. In Houston's 1995 NBA Finals sweep of Shaquille O'Neal and the Orlando Magic, Drexler posted averages of 21.5 points, 9.5 rebounds and 6.8 assists.

Following the Rockets championship run of 1995, Drexler signed a contract extension to play with Houston for three more seasons. He became the 24th player in NBA history to register 20,000 career points on Nov. 24, 1996, at the L.A. Lakers. That same season he earned selection to the NBA's 50th Anniversary All-Time Team during the 1997 NBA All-Star Weekend. On Feb. 16, 1998, Drexler joined John Havlicek and Oscar Robertson as the only players in NBA history to collect 20,000 points, 6,000 rebounds and 6,000 assists in a career. In his final season with the Rockets, Drexler teamed with Houston Comets guard Cynthia Cooper to win the first-ever All-Star 2ball competition during the 1998 All-Star Weekend.

In 219 games with the Rockets, Drexler averaged 19.0 points, 6.1 rebounds, 5.4 assists and 1.88 steals. In Rockets history, his scoring average ranks tied for ninth all-time, his 363 3-pointers rank 11th and his 1,072 3-pointers attempted rank 10th. Drexler will best be remembered for his playoff performances with the Rockets, as he averaged 18.6 points, 6.5 rebounds and 4.9 assists in 51 playoff games with Houston. In Rockets playoff history, he stands tied for second in 3-pointers attempted, third in 3-pointers made, third in free throws made and attempted, sixth in scoring average, fourth in steals, fourth in assists, fourth in points, fifth in field

goals made and attempted, seventh in rebounds, and ninth in blocks. Drexler teamed with Olajuwon to become the third teammate duo in NBA playoff history to each reach 40 points in the same game when he scored 41 points in Game Four of the 1995 Western Conference First Round vs. Utah.

After leading the Rockets in scoring during the 1997-98 season, Drexler retired from the NBA with career averages of 20.4 points, 6.1 rebounds, 5.6 assists and 2.03 steals in 15 seasons with Portland and Houston. He ranks 28th in NBA history with 22,195 career points and seventh with 2,207 career steals. Before being traded to Houston, Drexler played for 11-and-a-half seasons in Portland, leaving as the Blazers all-time leader in games played, minutes played, scoring, field goals made and attempted, free throws made and attempted, total rebounds, offensive rebounds and steals. He was named to the All-NBA First Team in 1992 and played on the gold-medal-winning "Dream Team" in the Olympics following that season. He received both All-NBA Second-Team (1988, 1991) and Third-Team (1990, 1995) honors twice. He was also named to the Rockets 1990s All-Decade Team. The 10-time NBA All-Star collected 25 career triple-doubles, with his last seven coming with the Rockets. Drexler participated in the playoffs in every year he played, placing him among the all-time NBA leaders in postseasons played. He reached the NBA Finals three times, as his Blazers lost to Detroit in 1990 and Chicago in 1992 before he won with the Rockets. His NBA Finals scoring average of 24.5 points per game ranks 11th in NBA history. He ranks 24th among all-time NBA career playoff scorers with 2,963 points.

Prior to entering the NBA, Drexler averaged 14.4 points and 9.9 rebounds per game in three seasons at the University of Houston. He teamed with Olajuwon and Larry Micheaux to form the "Phi Slama Jama" frontcourt that led the Cougars to the NCAA Final Four in 1982 and 1983. Drexler finished as Houston's all-time leader in steals with 268 career thefts. He had his #22 retired by the University of Houston along with Olajuwon's #34 in February 1997. Following his NBA career, Drexler served as the head coach at the University of Houston, as an assistant coach for the Denver Nuggets and currently serves as a broadcaster for the Rockets.

Rockets Retired Numbers

Drexler's Career Highlights

NBA Career Rankings:

7th Steals; 30th Points

NBA Season Rankings:

Steals Per Game: 3rd 1985-86; 5th (3) 1986-87, 1987-88, 1988-89; 8th 1984-85; 10th 1997-98

Scoring Average: 4th (2) 1988-89, 1991-92; 6th 1987-88

Rockets Career Rankings:

1st Steals Average; T-8th Assist Average; T-9th Scoring Average

Drexler's Career Statistics

UNIVERSITY OF HOUSTON STATISTICS

YEAR	G	FG-FGA	PCT	FT-FTA	PCT	REB	AVG	PTS	AVG
1980-81	30	153-303	.505	50-85	.588	314	10.5	356	11.9
1981-82	32	206-362	.569	73-120	.608	336	10.5	485	15.2
1982-83	34	236-440	.536	70-95	.737	298	8.8	542	15.9
TOTALS	96	595-1105	.538	193-300	.643	948	9.9	1383	14.4

NBA REGULAR SEASON STATISTICS

YEAR	G-S	MIN	FGM-A	PCT	3FGM-A	PCT	FTM-A	PCT	REBOUNDS		REB	PF-D	ST	TO	BLK	TP	AVG
									OFF-DEF-TOT	AVG	AST						
1983-84 (POR)	82-3	1408	252-559	.451	1-4	.250	123-169	.728	112-123-235	2.9	153	209-2	107	123	29	628	7.7
1984-85 (POR)	80-43	2555	573-1161	.494	8-37	.216	223-294	.759	217-259-476	6.0	441	265-3	177	223	68	1377	17.2
1985-86 (POR)	75-58	2576	542-1142	.475	12-60	.200	293-381	.769	171-250-421	5.6	600	270-8	197	282	46	1389	18.5
1986-87 (POR)	82-82	3114	707-1408	.502	11-47	.234	357-470	.760	227-291-518	6.3	566	281-7	204	253	71	1782	21.7
1987-88 (POR)	81-80	3060	849-1679	.506	11-52	.212	476-587	.811	261-272-533	6.6	467	250-2	203	236	52	2185	27.0
1988-89 (POR)	78-78	3064	829-1672	.496	27-104	.260	438-548	.799	289-326-615	7.9	450	269-2	213	250	54	2123	27.2
1989-90 (POR)	73-73	2683	670-1357	.494	30-106	.283	333-430	.774	208-299-507	6.9	432	222-1	145	191	51	1703	23.3
1990-91 (POR)	82-82	2852	645-1338	.482	61-191	.319	416-524	.794	212-334-546	6.7	493	226-2	144	232	60	1767	21.5
1991-92 (POR)	76-76	2751	694-1476	.470	114-338	.337	401-505	.794	166-334-500	6.6	512	229-2	138	240	70	1903	25.0
1992-93 (POR)	49-49	1671	350-816	.429	31-133	.233	245-292	.839	126-183-309	6.3	278	159-1	95	115	37	976	19.9
1993-94 (POR)	68-68	2334	473-1105	.428	71-219	.324	286-368	.777	154-291-445	6.5	333	202-2	98	167	34	1303	19.2
1994-95 (POR)	41-41	1428	305-712	.428	87-240	.363	207-248	.835	84-150-234	5.7	208	117-0	74	97	22	904	22.0
1994-95 (HOU)	35-34	1300	266-526	.506	60-168	.357	157-194	.809	68-178-246	7.0	154	89-1	62	89	23	749	21.4
1995-96 (HOU)	52-51	1997	331-764	.433	78-235	.332	265-338	.784	97-276-373	7.2	302	153-0	105	134	24	1005	19.3
1996-97 (HOU)	62-62	2271	397-899	.442	119-335	.355	201-268	.750	118-255-373	6.0	<u>354</u>	151-0	<u>119</u>	156	36	1114	18.0
1997-98 (HOU)	70-70	<u>2473</u>	<u>452-1059</u>	.427	106-334	.317	277-346	.801	105-241-346	4.9	<u>382</u>	193-0	<u>126</u>	<u>189</u>	42	1287	<u>18.4</u>
ROCKETS	219-217	8041	1446-3248	.445	363-1072	.339	900-1146	.785	388-950-1338	6.1	1192	586-1	412	568	125	4155	19.0
TOTALS	1086-950	37537	8335-17673	.472	827-2603	.318	4698-5962	.788	2615-4062-6677	6.1	6125	3285-33	2207	2977	719	22195	20.4

NBA PLAYOFF STATISTICS

YEAR	G	MIN	FGM-A	PCT	3FGM-A	PCT	FTM-A	PCT	REBOUNDS		REB	PF-D	ST	TO	BLK	TP	AVG
									OFF-DEF-TOT	AVG	AST						
1983-84 (POR)	5-0	85	15-35	.429	0-1	.000	6-7	.857	7-10-17	3.4	8	11-0	5	7	1	36	7.2
1984-85 (POR)	9-9	339	55-134	.410	2-7	.286	38-45	.844	27-28-55	6.1	83	37-0	23	29	9	150	16.7
1985-86 (POR)	4-4	145	26-57	.456	2-5	.400	18-23	.783	9-16-25	6.3	26	19-1	6	19	3	72	18.0
1986-87 (POR)	4-4	153	36-79	.456	1-4	.250	23-29	.793	16-14-30	7.5	15	16-1	7	6	3	96	24.0
1987-88 (POR)	4-4	170	32-83	.386	3-6	.500	21-29	.724	12-16-28	7.0	21	14-0	12	12	2	88	22.0
1988-89 (POR)	3-3	128	35-71	.493	0-2	.000	13-17	.765	13-7-20	6.7	25	11-0	6	12	2	83	27.7
1989-90 (POR)	21-21	853	172-390	.441	9-41	.220	96-124	.774	63-88-151	7.2	150	72-2	53	67	18	449	21.4
1990-91 (POR)	16-16	633	128-269	.476	15-56	.268	76-98	.776	40-89-129	8.1	129	56-0	34	61	16	347	21.7
1991-92 (POR)	21-21	847	198-425	.466	19-81	.235	138-171	.807	60-95-155	7.4	147	77-2	31	58	20	553	26.3
1992-93 (POR)	3-3	116	18-43	.419	5-12	.417	16-20	.800	8-11-19	6.3	14	9-0	5	3	3	57	19.0
1993-94 (POR)	4-4	157	31-73	.425	3-13	.231	19-23	.826	10-31-41	10.3	22	7-0	8	9	2	84	21.0
1994-95 (HOU)	22-22	849	155-322	.481	30-99	.303	110-140	.786	45-109-154	7.0	<u>111</u>	68-1	<u>33</u>	45	15	450	20.5
1995-96 (HOU)	<u>8-8</u>	292	49-118	.415	9-34	.265	26-34	.765	15-47-62	7.8	40	22-0	21	20	4	133	16.6
1996-97 (HOU)	<u>16-16</u>	623	105-241	.436	38-102	.373	42-54	.778	25-64-89	5.6	<u>77</u>	52-0	26	36	7	290	18.1
1997-98 (HOU)	5-5	182	21-68	.309	5-26	.192	28-37	.757	9-18-27	5.4	23	15-0	8	13	3	75	15.0
ROCKETS	51-51	1946	330-749	.441	82-261	.314	206-265	.777	94-238-332	6.5	251	157-1	88	114	29	948	18.6
TOTALS	145-140	5572	1076-2408	.447	141-489	.288	670-851	.787	359-643-1002	6.9	891	486-7	278	397	108	2963	20.4

Bold and underlined indicates Rockets statistical leader.


March 23, 1955 - September 13, 2015

Hometown: Petersburg, Virginia

High School: Petersburg

#24

- Drafted by Portland in the 1976 ABA Dispersal Draft
- NBA MVP (1979, 1982, 1983)
- All-NBA First Team (1979, 1982-83, 1985), Second Team (1980-81, 1984, 1987)
- NBA All-Defensive First Team (1983), Second Team (1979)
- 12-Time NBA All-Star (1978-89)
- Holds NBA career record for most offensive rebounds
- Selected to the NBA's 50th Anniversary All-Time Team
- Inducted into Basketball Hall of Fame in 2001
- Retired as a player prior to the 1995-96 season; Number (24) was retired on April 19, 1998



The fifth-leading rebounder and eighth-leading scorer in NBA history, Moses Malone is a legend that not only made a big impact on the game of basketball, but left a lasting impression with the City of Houston. A two-time NBAMVP in Houston, Malone averaged 24.0 points and a franchise-record 15.0 rebounds in six seasons with the Rockets. Malone also set the franchise single-season record for points in 1982 and rebounds in 1979. Malone was honored for his accomplishments in 2001 with his induction into the Naismith Basketball Hall of Fame.

"When you look back over the 25 years that I played, the game did me good," Malone said following his selection to the Hall of Fame. "The opportunity to be an All-Star for so many years, to be one of the 50 greatest players and then to get the call to be in the Hall of Fame."

After being named Parade High School Player of the Year in Petersburg, Virginia, Malone bypassed college and went directly into the American Basketball Association (ABA), playing with the Utah Stars and the St. Louis Spirits from 1974-76. Malone found himself on the Buffalo Braves roster when the ABA merged with the NBA in 1976. However, Malone only played two games with the Braves before he was sent to the Rockets on Oct. 24, 1976, in exchange for two first-round draft picks. During his first NBA season, Malone averaged 13.2 points and 13.1 rebounds, leading the league in offensive rebounds.

During the 1978-79 season, Malone won his first of three NBA MVP awards by averaging 24.8 points and a league-best 17.6 rebounds per game. The 1978-79 season also marked the first of four consecutive years in which Malone led Houston in points, rebounds and blocked shots.

Malone and his Rockets teammates made history together during the 1980-81 season as the second team ever to win a conference championship and reach the NBA Finals with a losing record. Despite Malone averaging 27.8 points and 14.8 rebounds per game in the 1980-81 season, most people didn't expect the Rockets to get past the first round with a 40-42 regular season record. However, the Rockets upset the reigning NBA Champion Lakers in the first round. Despite the Rockets inspired play in the playoffs, they fell to Larry Bird and the Celtics in the 1981 NBA Finals.

Malone averaged 31.1 points and a league-leading 14.7 rebounds en route to his second MVP award in the 1981-82 season. During that season, he set Rockets records with 13 consecutive 30-point games and three consecutive 40-point games.

On Sept. 15, 1982, Malone was traded to the Philadelphia 76ers in exchange for Caldwell Jones and their 1983 first-round draft pick. Malone claimed MVP honors for the regular season and the NBA Finals in his first season with the 76ers, teaming with Julius Erving to win the NBA title for Philadelphia.

After leaving Houston, Malone played 13 more seasons, including stints with Philadelphia, Washington, Atlanta, Milwaukee and San Antonio. He retired in 1995 with 29,580 points and 17,834 rebounds in 1,455 ABA and NBA games, ranking seventh all-time in major league points and third all-time in rebounds.

A 12-time NBA All-Star, Malone led the NBA in rebounding six times and averaged more than 20 points per game for 11 consecutive seasons. A three-time NBA MVP, Malone was named to the All-NBA First Team four times and the All-NBA Second Team four times. He was named NBA All-Defensive First Team once and All-Defensive Second Team once. Malone earned selection to the NBA's 50th Anniversary All-Time Team during the 1997 NBA All-Star Weekend. He was also named to the Rockets 1970s All-Decade Team in 2012. During his 19-year NBA career, Malone scored 27,409 points and grabbed 16,212 rebounds. In 1,329 regular season games, he averaged 20.6 points and 12.2 rebounds. In 94 playoff games, he averaged 22.1 points and 13.8 boards.

Malone holds a number of NBA records, including the career record for most offensive rebounds (6,731); single-season record for most offensive rebounds (587); single-game record for most offensive rebounds (21). He also ranks second all-time for most free throws made (8,531); fourth most free throws attempted (11,090); sixth most defensive rebounds (9,481); 10th most games played (1,329); and 13th most minutes played (45,071). He also holds the single-game record for most offensive rebounds in the playoffs (15).

Rockets Retired Numbers

Malone's Career Highlights

NBA Career Rankings:

1st Offensive Rebounds; 2nd Free Throws Made; 4th Free Throws Attempted; 5th Total Rebounds; 6th Defensive Rebounds; 9th Points

NBA Season Rankings:

Scoring Average: 2nd (2) 1980-81, 1981-82; 4th (3) 1978-79, 1979-80, 1982-83; 7th 1985-86; 9th (2) 1984-85, 1986-87

Rebounding Average: Led NBA (6) 1978-79, 1980-81, 1981-82, 1982-83, 1983-84, 1984-85; 2nd (2) 1977-78, 1979-80; 3rd 1976-77;

4th (2) 1985-86, 1988-89; 8th 1986-87; 9th (2) 1986-87, 1989-90

Blocked Shots: 7th 1976-77; 10th 1982-83

Rockets Career Rankings:

1st Rebounding Average; 2nd Scoring Average; 2nd Free Throws Attempted; 3rd Blocked Shots; 3rd Rebounds; 3rd Free Throws Made; 5th Points; 5th Field Goals Made; 7th Minutes

Malone's Career Statistics

ABA REGULAR SEASON STATISTICS

YEAR	G-S	MIN	FGM-A	PCT	3FGM-A	PCT	FTM-A	PCT	REBOUNDS OFF-DEF-TOT	REB AVG	AST	PF-D	ST	TO	BLK	TP	AVG
1974-75 (UTA)	83	3205	591-1034	.572	0-1	.000	375-591	.635	1209	14.6	82	-	-	-	-	1557	18.8
1975-76 (STL)	43	1168	251-488	.514	0-2	.000	112-183	.612	413	9.6	58	-	-	-	-	614	14.3
TOTALS	126	4373	842-1522	.553	0-3	.000	487-774	.629	1622	12.9	140	-	-	-	-	2171	17.2

NBA REGULAR SEASON STATISTICS

YEAR	G-S	MIN	FGM-A	PCT	3FGM-A	PCT	FTM-A	PCT	REBOUNDS OFF-DEF-TOT	REB AVG	AST	PF-D	ST	TO	BLK	TP	AVG
1976-77 (BUF-HOU)	82-70	2506	389-810	.480	-	-	305-440	.693	437-635-1072	13.1	89	275-3	67	-	181	1083	13.2
1977-78 (HOU)	59-59	2107	413-828	.499	-	-	318-443	.718	380-506-886	15.0	31	179-2	48	220	76	1144	19.4
1978-79 (HOU)	82-82	3390	716-1325	.540	-	-	599-811	.739	587-857-1444	17.6	147	223-0	79	326	119	2031	24.8
1979-80 (HOU)	82-82	3140	778-1549	.502	0-6	.000	563-783	.719	573-817-1390	14.5	147	210-0	80	300	107	2119	25.8
1980-81 (HOU)	80-80	3245	806-1545	.522	1-3	.333	609-804	.757	474-706-1180	14.8	141	223-0	83	308	150	2222	27.8
1981-82 (HOU)	81-81	3398	945-1822	.519	0-6	.000	630-827	.762	558-830-1388	14.7	142	208-0	76	294	125	2520	31.1
1982-83 (PHI)	78-78	2922	654-1305	.501	0-1	.000	600-788	.761	445-749-1194	15.3	101	206-0	89	264	157	1908	24.5
1983-84 (PHI)	71-71	2613	532-1101	.483	0-4	.000	545-727	.750	352-598-950	13.4	96	188-0	71	250	110	1609	22.7
1984-85 (PHI)	79-79	2957	602-1284	.469	0-2	.000	737-904	.815	385-646-1031	13.1	130	216-0	67	286	123	1941	24.6
1985-86 (PHI)	74-74	2706	571-1246	.458	0-1	.000	617-784	.787	339-533-872	11.8	90	194-0	67	261	71	1759	23.8
1986-87 (WAS)	73-70	2488	595-1311	.454	0-11	.000	570-692	.824	340-484-824	11.3	120	139-0	59	202	92	1760	24.1
1987-88 (WAS)	79-78	2692	531-1090	.487	2-7	.286	543-689	.788	372-512-884	11.2	112	160-0	59	249	72	1607	20.3
1988-89 (ATL)	81-80	2878	538-1096	.491	0-12	.000	561-711	.789	386-570-956	11.8	112	154-0	79	245	100	1637	20.2
1989-90 (ATL)	81-81	2735	517-1077	.480	1-9	.111	493-631	.781	364-448-812	10.0	130	158-0	47	232	84	1528	18.9
1990-91 (ATL)	82-17	1912	280-598	.468	0-7	.000	309-372	.831	271-396-667	8.1	68	134-0	30	137	74	869	10.6
1991-92 (MIL)	82-77	2511	440-929	.474	3-8	.375	396-504	.786	320-424-744	9.1	93	136-0	74	150	64	1279	15.6
1992-93 (MIL)	11-10	104	13-42	.310	-	-	24-31	.774	22-24-46	4.2	7	6-0	1	10	8	50	4.5
1993-94 (PHI)	55-6	618	102-232	.440	0-1	.000	90-117	.769	106-120-226	4.1	34	52-0	11	59	17	294	5.3
1994-95 (SA)	17-0	149	13-35	.371	1-2	.500	22-32	.688	20-26-46	2.7	6	15-0	2	11	3	49	2.9
ROCKETS	464-455	17780	4047-7879	.514	1-15	.067	3024-4108	.736	3009-3950-6959	15.0	697	1317-5	433	1448	758	11119	24.0
NBA	1329-1159	45071	9435-19225	.491	8-80	.100	8531-11090	.769	6731-9481-16212	12.2	1796	3076-0	1089	3804	1733	27409	20.6
ABA/NBA	1455	49444	10277-20750	.495	8-83	.096	9018-11864	.760	7382-10452-17834	12.3	1936	-	1199	4264	1889	29580	20.3

NBA PLAYOFF STATISTICS

YEAR	G-S	MIN	FGM-A	PCT	3FGM-A	PCT	FTM-A	PCT	REBOUNDS OFF-DEF-TOT	REB AVG	AST	PF-D	ST	TO	BLK	TP	AVG
1977 (HOU)	12-12	518	81-162	.500	-	-	63-91	.692	84-119-203	16.9	7	42-0	13	-	21	225	18.8
1979 (HOU)	2-2	78	18-41	.439	-	-	13-18	.722	25-16-41	20.5	2	5-0	1	8	8	49	24.5
1980 (HOU)	7-7	275	74-138	.536	0-1	.000	33-43	.767	42-55-97	13.9	7	18-0	4	22	18	181	25.9
1981 (HOU)	21-21	955	207-432	.479	0-2	.000	148-208	.712	125-180-305	14.5	35	54-0	13	59	34	562	26.8
1982 (HOU)	3-3	136	29-67	.433	-	-	14-15	.933	28-23-51	17.0	10	8-0	2	6	2	72	24.0
1983 (PHI)	13-13	524	126-235	.536	0-1	.000	86-120	.717	70-136-206	15.8	20	40-0	19	40	25	338	26.0
1984 (PHI)	5-5	212	38-83	.458	-	-	31-32	.969	20-49-69	13.8	7	15-0	3	21	11	107	21.4
1985 (PHI)	13-13	505	90-212	.425	0-1	.000	82-103	.796	36-102-138	10.6	24	39-0	17	23	22	262	20.2
1987 (PHI)	3-3	114	21-47	.447	-	-	20-21	.952	15-23-38	12.7	5	5-0	0	8	3	62	20.7
1988 (WAS)	5-5	198	30-65	.462	0-1	.000	33-40	.825	22-34-56	11.2	7	9-0	3	15	4	93	18.6
1989 (WAS)	5-5	197	32-64	.500	1-1	1.000	40-51	.784	27-33-60	12.0	9	5-0	7	11	4	105	21.0
1991 (ATL)	5-0	84	4-20	.200	-	-	13-14	.929	16-15-31	6.2	3	4-0	2	2	1	21	4.2
ROCKETS	45-45	1962	409-840	.487	0-3	.000	271-375	.723	304-393-697	15.5	61	127-0	33	95	81	1089	24.2
TOTALS	94-89	3796	750-1566	.479	0-7	.143	576-756	.762	510-785-1295	13.8	136	244-0	84	215	151	2077	22.1

Bold and underlined indicates Rockets statistical leader.

Born: May 9, 1948
Hometown: Norwalk, Connecticut
High School: Norwalk
College: Niagara '70

#23



- Drafted by Rockets, 2nd Round, 18th overall pick in 1970 NBA Draft
- NBA All-Star (1979)
- NBA All-Rookie Team (1970-71)
- Ranks second in Rockets history in career points
- Recipient of the NBA's J. Walter Kennedy Citizenship Award in 1979
- Holds the NBA's second-highest, single-season free throw percentage .958 (1980-81)
- Inducted into Basketball Hall of Fame in 1993
- Retired as a player prior to the 1983-84 season; Number (23) was retired on March 17, 1984

Calvin Murphy enjoyed one of the greatest moments of his life on May 10, 1993, when he was inducted into the Naismith Basketball Hall of Fame.

"My only dream was that I wanted to start for my high school basketball team, the Norwalk High School Bears," said Murphy, who played his entire 13-year NBA career with the Rockets from 1970-83. "Going to the Hall of Fame was beyond my wildest dreams."

Murphy became the first Hall of Famer to play his entire career with the Rockets, as he averaged 17.9 points and 4.4 assists in 1,002 career games. In 2012, he was named to the Rockets 1970s All-Decade Team. He still ranks seventh on the all-time NBA free throw percentage list at .892. In 1980-81, Murphy posted a free throw percentage of .958 (206-215 FT), which was the NBA single-season record until Jose Calderon of Toronto hit .981 (151-154 FT) from the line in 2008-09. During Murphy's 1980-81 campaign, he also set a then-NBA record by making 78 consecutive free throws from Dec. 27-Feb. 20, which stood for over a decade until Micheal Williams of Minnesota made 84 straight at the end of the 1992-93 season.

The 5-foot-9 Murphy, who scored 17,949 career points, stands with Avery Johnson as the only two players under six feet to play in 1,000 NBA games. Murphy still owns the Rockets career record with 4,402 assists and holds the eighth best field goal percentage (.482) among NBA guards who have scored at least 15,000 points.

Murphy led the NBA in free throw percentage twice (1980-81, 1982-83) and finished among the top five in nine other seasons. Murphy, Ray Allen, Rick Barry, Chauncey Billups, Reggie Miller, Steve Nash and Mark Price are the only players in league history to have shot .900 or better from the line in six or more seasons.

Murphy stands with Hakeem Olajuwon and Kevin Martin as the only Rockets to rank in the NBA top-10 in four statistical categories in one season, as the Rockets guard accomplished this feat during the 1973-74 season. That year, Murphy ranked second in the NBA with 7.4 assists per game, fourth with a field goal percentage of .522, sixth with a free throw percentage of .868 and ninth with 1.94 steals per game. He also finished that season ranked 19th among scoring leaders with 20.4 points per game.

The San Diego Rockets selected Murphy in the second round in 1970 with the 18th overall pick. The former Niagara University star went on to earn NBA All-Rookie First-Team honors (other First-Team members: Pete Maravich, Bob Lanier, Dave Cowens and Geoff Petrie) and finish fourth in the Rookie of the Year balloting.

Murphy's best year came during the 1977-78 season, when he ranked fifth in the NBA with a career-high 25.6 points per game. He reached 30 points 23 times and scored 40 points three times during that year, including the Rockets single-game scoring record of 57 points vs. New Jersey on March 18, 1978. Murphy averaged better than 20 points in five of 13 seasons, including three consecutive years from 1977-80. In a season, he led the Rockets in points twice, assists three times, steals five times and free throw percentage 10 times.

Murphy scored better than 40 points seven times during the regular season in his NBA career – only Olajuwon (32), Elvin Hayes (25), Moses Malone (22) and Tracy McGrady (15) have had more 40-point games in Rockets history.

A 1979 NBA All-Star, Murphy had one of the most brilliant careers in NCAA Division I history. He was a three-time consensus All-American (First Team 1969 and 1970, Second Team 1968). Murphy averaged 33.1 points in 77 games – still the fourth-best average in Division I history (44.2 by Pete Maravich of LSU, 34.6 by Austin Carr of Notre Dame, 33.8 by Oscar Robertson of Cincinnati). His 68 points on Dec. 7, 1968 vs. Syracuse is still the third-best mark against a Division I opponent. Only five players in NCAA history averaged more points in a season than Murphy, who scored 38.2 points per game during the 1967-68 season. He scored 30 or more points in 42 of the 77 games he played for Niagara, reaching 40 points on 19 occasions and 50 points six times.

Murphy averaged double figures in points during every season he played organized basketball, spanning from high school to the NBA. Following his retirement as a player, he has worked with the Rockets organization as an assistant coach, a broadcaster and a community services advisor.

Rockets Retired Numbers

Murphy's Career Highlights

NBA Career Rankings:

8th Free Throw Percentage

NBA Season Rankings:

Free Throw Percentage: Led NBA (2) 1980-81, 1982-83; 2nd (7) 1971-73, 1974-76, 1977-80; 3rd 1976-77; 6th 1973-74; 10th 1970-71

Scoring Average: 5th 1977-78; 11th 1975-76; 20th 1973-74

Assists Per Game: 2nd 1973-74; 3rd 1975-76

Field Goal Percentage: 4th 1973-74

Steals Per Game: 9th 1973-74

Rockets Career Rankings:

1st Assists; 2nd Points, 2nd Games Played, 2nd Minutes Played; 2nd Steals; 2nd Field Goals Made; 2nd Free Throws Made; 3rd Free Throws Attempted; 3rd Free Throw Percentage

Murphy's Career Statistics

NIAGARA STATISTICS

YEAR	G	FG-FGA	PCT	FT-FTA	PCT	REB	AVG	PTS	AVG
1967-68	24	337-772	.437	242-288	.840	118	4.9	916	38.2
1968-69	24	294-700	.420	190-230	.826	87	3.6	778	32.4
1969-70	29	316-692	.457	222-252	.881	103	3.6	854	29.4
TOTALS	77	947-2164	.438	654-770	.847	308	4.0	2548	33.1

NBA REGULAR SEASON STATISTICS

YEAR	G-S	MIN	FGM-A	PCT	3FGM-A	PCT	FTM-A	PCT	REBOUNDS OFF-DEF-TOT	AST AVG	PF-D	ST	TO	BLK	TP	AVG
1970-71 (SD)	82-0	2020	471-1029	.458	-	-	356-434	.820	245	4.0	329	263-4	-	-	-	1298 15.8
1971-72 (HOU)	82-0	2538	571-1255	.455	-	-	349-392	.890	258	4.8	393	298-6	-	-	-	1491 18.2
1972-73 (HOU)	77-13	1697	381-820	.465	-	-	239-269	.888	149	3.8	262	211-3	-	-	-	1001 13.0
1973-74 (HOU)	81-79	2922	671-1285	.522	-	-	310-357	.868	51-137	188	7.4	603	310-8	157	-	4 1652 20.4
1974-75 (HOU)	78-52	2513	557-1152	.484	-	-	341-386	.883	52-121	173	4.9	381	281-8	128	-	4 1455 18.7
1975-76 (HOU)	82-82	2995	675-1369	.493	-	-	372-410	.907	52-157	209	7.3	596	294-3	151	-	6 1722 21.0
1976-77 (HOU)	82-80	2764	596-1216	.490	-	-	272-307	.886	54-118	172	4.7	386	281-6	144	-	8 1464 17.9
1977-78 (HOU)	76-72	2900	852-1737	.491	-	-	245-267	.918	57-107	164	3.4	259	241-4	112	173	3 1949 25.6
1978-79 (HOU)	82-81	2941	707-1424	.496	-	-	246-265	.928	78-95	173	4.3	351	288-5	117	187	6 1660 20.2
1979-80 (HOU)	76-75	2676	624-1267	.493	1-25	.040	271-302	.897	68-82	150	3.9	299	269-3	143	162	9 1520 20.0
1980-81 (HOU)	76-11	2014	528-1074	.492	4-17	.235	206-215	.958	33-54	87	2.9	222	209-0	111	129	6 1266 16.7
1981-82 (HOU)	64-0	1204	277-648	.427	1-16	.063	100-110	.909	20-41	61	2.5	163	142-0	43	82	1 655 10.2
1982-83 (HOU)	64-0	1423	337-754	.447	4-14	.286	138-150	.920	34-40	74	2.5	158	163-3	59	89	4 816 12.8
TOTALS	1002-585	30607	7247-15030	.482	10-72	.139	3445-3864	.892	499-952	2103	4.4	4402	3250-53	1165	822	51 17949 17.9

YEAR	SINGLE GAME HIGHS							AVERAGE PER GAME						
	MIN	REB	AST	ST	TO	BL	PTS	MIN	REB	AST	STL	TO	BK	PTS
1970-71	48	7	11	-	-	-	36	24.6	3.0	4.0	-	-	-	15.8
1971-72	46	8	12	-	-	-	35	31.0	3.2	4.8	-	-	-	18.2
1972-73	43	7	10	-	-	-	31	22.0	1.9	3.4	-	-	-	13.0
1973-74	51	7	15	9	-	1	39	36.1	2.3	7.4	1.94	-	0.05	20.4
1974-75	46	6	10	6	-	1	45	32.2	2.2	4.9	1.64	-	0.05	18.7
1975-76	48	8	16	6	-	1	40	36.5	2.6	7.3	1.84	-	0.07	21.0
1976-77	46	7	12	7	-	1	34	33.7	2.1	4.7	1.76	-	0.10	17.9
1977-78	48	7	8	5	5	1	57	38.2	2.2	3.4	1.47	2.3	0.04	25.6
1978-79	47	8	11	6	6	1	38	35.9	2.1	4.3	1.43	2.3	0.07	20.2
1979-80	47	6	10	6	7	1	37	35.2	2.0	3.9	1.88	2.1	0.12	20.0
1980-81	40	6	7	5	6	2	42	26.5	1.2	2.9	1.46	1.7	0.08	16.7
1981-82	38	6	7	4	5	1	33	18.8	1.0	2.6	0.67	1.3	0.02	10.2
1982-83	36	5	7	3	6	2	32	22.2	1.2	2.5	0.92	1.4	0.06	12.8
TOTALS	51	8	16	9	7	2	57	30.6	2.1	4.4	1.53	-	-	17.9

NBA PLAYOFF STATISTICS

YEAR	G-S	MIN	FGM-A	PCT	3FGM-A	PCT	FTM-A	PCT	REBOUNDS OFF-DEF-TOT	AST AVG	PF-D	ST	TO	BLK	TP	AVG
1975 (HOU)	8-8	305	72-156	.462	-	-	51-57	.895	9-10	19	5.6	45	36-2	14	-	1 195 24.4
1977 (HOU)	12-12	420	102-213	.479	-	-	28-30	.933	7-12	19	6.3	75	47-1	19	-	2 232 19.3
1979 (HOU)	2-2	73	9-31	.290	-	-	8-9	.889	2-1-3	3.0	6	9-0	8	2	1	26 13.0
1980 (HOU)	7-7	265	58-108	.537	2-4	.500	13-13	1.000	4-6	10	3.7	26	29-1	11	16	0 131 18.7
1981 (HOU)	19-1	540	142-287	.495	2-7	.286	58-60	.967	7-17	24	3.0	57	69-0	26	42	0 344 18.1
1982 (HOU)	3-0	57	5-22	.227	0-3	.000	7-8	.875	2-1-3	1.3	4	7-0	1	4	0	17 5.7
TOTALS	51-30	1660	388-817	.475	4-14	.286	165-177	.932	31-47	78	4.2	213	197-4	79	64	4 945 18.5

Hakeem Olajuwon


Born: January 21, 1963

Hometown: Lagos, Nigeria

High School: Muslims Teachers College (Nigeria)

College: Houston '84

#34



- Drafted by Rockets, 1st Round, 1st overall pick in 1984 NBA Draft
- NBA Most Valuable Player (1994); NBA Finals Most Valuable Player (1994, 1995)
- NBA Defensive Player of the Year (1993, 1994)
- 12-Time NBA All-Star (1985-90, 1992-97)
- Stands as the NBA's all-time blocked shots leader with 3,830 career blocks
- Selected to the NBA's 50th Anniversary All-Time Team
- Inducted into Basketball Hall of Fame in 2008
- Retired as a player after the 2001-2002 season; Number (34) was retired on Nov. 9, 2002

For two decades, Hakeem "The Dream" Olajuwon dedicated himself to winning for the City of Houston. By the end of his career, he had secured his place among the most legendary icons in sports. The NBA's all-time blocked shots leader brought Houston its first major sports championships by leading the Rockets to back-to-back NBA Championships in 1994 and 1995. In 2001, Olajuwon finished his 17-year career with the Rockets as the franchise's all-time leader in 26 regular season and postseason statistical categories.

Rockets Owner Leslie Alexander honored Olajuwon for his many contributions to the Rockets organization with the unveiling of a commissioned bronze sculpture in front of Toyota Center during a special ceremony on April 11, 2008.

Inducted into the Naismith Memorial Basketball Hall of Fame in 2008, Olajuwon also received several honors during his tenure with the Rockets. Upon entering the league, he was named to the NBA All-Rookie Team with Michael Jordan and Charles Barkley in 1985. Over the next 14 years, he was selected to All-NBA First Team six times (1987-89, 1993-94, 1997), Second Team three times (1986, 1990, 1996), and Third Team three times (1991, 1995, 1999). The 12-time All-Star was also chosen for the NBA All-Defensive First Team five times (1987-88, 1990, 1993-94) and Second Team four times (1985, 1991, 1996-97). The Texas Sports Hall of Fame inducted Olajuwon on Jan. 27, 1999.

In NBA history, Olajuwon ranks ninth with 26,946 points, 12th with 13,748 rebounds, eighth with 2,162 steals and first with 3,830 blocked shots. In 1,177 career games with the Rockets, he averaged 22.5 points, 11.4 rebounds, 1.77 steals and 3.18 blocked shots. Overall with Houston, Olajuwon ranks first all-time in years played, games played, points, rebounds, defensive rebounds, offensive rebounds, steals, blocked shots, free throws made and attempted, field goals made and attempted, as well as minutes played. He also stands fourth in Rockets history in scoring average and third in assists.

Olajuwon led the Rockets to the playoffs 14 times, averaging 26.6 points, 11.4 rebounds and 3.34 blocks in 140 career playoff contests. In NBA playoff history, he ranks third in blocks (472), 11th in points (3,755) and ninth in scoring average (25.9). In 1986, Olajuwon and Ralph Sampson led the Rockets to the NBA Finals. In

1994, he averaged 28.9 points and 11.0 rebounds in Houston's trek to its first NBA title. The following year, he posted averages of 33.0 points and 10.3 rebounds as the Rockets won their second consecutive NBA Championship. Olajuwon stands as the team's all-time playoff leader in postseasons played, games played, minutes, points, field goals made and attempted, free throws made and attempted, rebounds, assists, steals and blocks. He also ranks second in postseason scoring average.

During the 1988-89 season, Olajuwon became the first player in NBA history to reach 200 blocks and 200 steals in one year. The following season, he led the NBA with career highs of 14.0 rebounds and 4.59 blocks, standing as one of two rebounding titles and one of three blocked shots crowns. On March 29, 1990 vs. Milwaukee, he recorded a quadruple-double, marking one of 14 career triple-doubles.

In 1994, Olajuwon became the first player in league history to win the NBA MVP, Defensive Player of the Year and NBA Finals MVP in the same season. This also marked his second consecutive Defensive Player of the Year award and the first of two consecutive NBA Finals MVP awards.

Born in Nigeria, Olajuwon earned American citizenship and represented his country as a member of the gold-medal-winning 1996 United States Olympic Team. Selected to the Rockets 30-Year Team in 1998, he was also named to the Rockets All-Decade Teams of the 1980s and 1990s, and was chosen one of the 50 Greatest Players in NBA History on Oct. 29, 1996.

Olajuwon came to Houston in 1980 as a freshman at the University of Houston, teaming with Clyde Drexler and Larry Micheaux to form the "Phi Slama Jama" frontcourt. Olajuwon led the Cougars to the NCAA Final Four in three straight seasons. After topping the NCAA with averages of 13.5 rebounds and 5.6 blocks to earn consensus All-America First-Team honors, Olajuwon was selected by the Rockets with the first overall pick of the 1984 NBA Draft. He was later selected the Southwest Conference Player of the Decade and his #34 was retired by the University of Houston along with Drexler's #22 in Feb. 1997.

Rockets Retired Numbers

Olajuwon's Career Highlights

NBA Career Rankings:

1st Blocked Shots; 5th Defensive Rebounds; 8th Field Goals Made; 8th Steals; 8th Offensive Rebounds; 11th Points; 13th Rebounds

NBA Season Rankings:

Scoring Average: 2nd (2) 1994-95, 1995-95; 3rd 1993-94; 4th 1992-93; 7th 1996-97; 8th 1985-86; 9th 1989-90; 10th (2) 1987-88, 1988-89

Rebounding Average: Led NBA (2) 1988-89, 1989-90; 3rd (2) 1987-88, 1992-93; 4th (2) 1984-85, 1993-94; 5th 1991-92; 6th 1995-96;

7th 1994-95; 8th 1986-87

Blocked Shots Per Game: Led NBA (3) 1989-90, 1990-91, 1992-93; 2nd (4) 1984-85, 1991-92, 1993-94, 1994-95; 3rd (2) 1985-86,

1986-87; 4th (3) 1987-88, 1988-89, 1995-96; 7th 1996-97; 8th 1998-99

Steals Per Game: 6th 1988-89; 8th 1989-90; 9th 1994-95; 10th 1987-88

Field Goal Percentage: 3rd 1998-99; 10th 1993-94

Rockets Career Rankings:

1st Points; 1st Rebounds; 1st Blocked Shots; 1st Steals; 1st Games; 1st Minutes; 1st Field Goals Made; 1st Free Throws Made; 1st Free Throws Attempted; 3rd Assists; 4th Scoring Average

Olajuwon's Career Statistics

UNIVERSITY OF HOUSTON STATISTICS

YEAR	G	FG-FGA	PCT	FT-FTA	PCT	REB	AVG	PTS	AVG
1981-82	29	91-150	.607	58-103	.563	179	6.2	240	8.3
1982-83	34	192-314	.611	88-148	.595	388	11.4	472	13.9
1983-84	37	249-369	.675	122-232	.526	500	13.5	620	16.8
TOTALS	100	532-833	.639	268-483	.555	1067	10.7	1332	13.3

NBA REGULAR SEASON STATISTICS

YEAR	G-S	MIN	FGM-A	PCT	3FGM-A	PCT	FTM-A	PCT	REBOUNDS OFF-DEF-TOT	REB AVG	AST	PF-D	ST	TO	BLK	TP	AVG
1984-85 (HOU)	82-82	2914	677-1258	.538	0-0	.000	338-551	.613	440-534-974	11.9	111	344-10	99	234	220	1692	20.6
1985-86 (HOU)	68-68	2467	625-1188	.526	0-0	.000	347-538	.645	333-448-781	11.5	137	271-9	134	195	231	1597	23.5
1986-87 (HOU)	75-75	2760	677-1332	.508	1-5	.200	400-570	.702	315-543-858	11.4	220	294-8	140	228	254	1755	23.4
1987-88 (HOU)	79-79	2825	712-1385	.514	0-4	.000	381-548	.695	302-657-959	12.1	163	324-7	162	243	214	1805	22.8
1988-89 (HOU)	82-82	3024	790-1556	.508	0-10	.000	454-652	.696	338-767-1105	13.5	149	329-10	213	275	282	2034	24.8
1989-90 (HOU)	82-82	3124	808-1609	.501	1-6	.167	382-536	.713	299-850-1149	14.0	234	314-6	174	316	376	1995	24.3
1990-91 (HOU)	56-50	2062	487-959	.508	0-4	.000	213-277	.769	219-551-770	13.8	131	221-5	121	174	221	1187	21.2
1991-92 (HOU)	70-69	2636	591-1177	.502	0-1	.000	328-428	.766	246-599-845	12.1	157	263-7	127	187	304	1510	21.6
1992-93 (HOU)	82-82	3242	848-1603	.529	0-8	.000	444-570	.779	283-785-1068	13.0	291	305-5	150	262	342	2140	26.1
1993-94 (HOU)	80-80	3277	894-1694	.528	8-19	.421	388-542	.716	229-726-955	11.9	287	289-4	128	271	297	2184	27.3
1994-95 (HOU)	72-72	2853	798-1545	.517	3-16	.188	406-537	.756	172-603-775	10.8	255	250-3	133	237	242	2005	27.8
1995-96 (HOU)	72-72	2797	768-1494	.514	3-14	.214	397-548	.724	176-608-784	10.9	257	242-0	113	247	207	1936	26.9
1996-97 (HOU)	78-78	2852	727-1426	.510	5-16	.333	351-446	.787	173-543-716	9.2	236	249-3	117	281	173	1810	23.2
1997-98 (HOU)	47-45	1633	306-633	.483	0-3	.000	160-212	.755	116-344-460	9.8	143	152-0	84	126	96	772	16.4
1998-99 (HOU)	50-50	1784	373-725	.514	4-13	.308	195-272	.717	106-372-478	9.6	88	160-3	82	139	123	945	18.9
1999-00 (HOU)	44-28	1049	193-421	.458	0-2	.000	69-112	.616	65-209-274	6.2	61	88-0	41	73	70	455	10.3
2000-01 (HOU)	58-55	1545	283-568	.498	0-1	.000	123-198	.621	124-307-431	7.4	72	141-0	70	81	88	689	11.9
2001-02 (TOR)	61-37	1378	194-418	.464	0-2	.000	47-84	.560	98-268-366	6.0	66	147-0	74	98	90	435	7.1
ROCKETS	1177-1149	42844	10555-20573	.513	25-122	.205	5376-7537	.713	3936-9446-13382	11.4	2992	4236-80	2088	3569	3740	26511	22.5
TOTALS	1238-1186	44222	10749-20991	.512	25-124	.202	5423-7621	.712	4034-9714-13748	11.1	3058	4383-80	2162	3667	3830	26946	21.8

NBA PLAYOFF STATISTICS

YEAR	G-S	MIN	FGM-A	PCT	3FGM-A	PCT	FTM-A	PCT	REBOUNDS OFF-DEF-TOT	REB AVG	AST	PF-D	ST	TO	BLK	TP	AVG
1984-85 (HOU)	5-5	187	42-88	.477	0-0	.000	22-46	.478	33-32-65	13.0	7	22-0	7	11	13	106	21.2
1985-86 (HOU)	20-20	766	205-387	.530	0-1	.000	127-199	.638	101-135-236	11.8	39	87-3	40	43	69	537	26.9
1986-87 (HOU)	10-10	389	110-179	.615	0-1	.000	72-97	.742	39-74-113	11.3	25	44-1	13	36	43	292	29.2
1987-88 (HOU)	4-4	162	56-98	.571	0-1	.000	38-43	.884	20-74-97	16.8	7	14-0	9	9	11	150	37.5
1988-89 (HOU)	4-4	162	42-81	.519	0-0	.000	17-25	.680	14-38-52	13.0	12	17-0	10	10	11	101	25.3
1989-90 (HOU)	4-4	161	31-70	.443	0-0	.000	12-17	.706	15-31-46	11.5	8	19-0	10	11	23	74	18.5
1990-91 (HOU)	3-3	129	26-45	.578	0-1	.000	14-17	.824	12-32-44	14.7	6	11-0	4	8	8	66	22.0
1992-93 (HOU)	12-12	518	123-238	.517	0-1	.000	62-75	.827	52-116-168	14.0	57	37-0	21	45	59	308	25.7
1993-94 (HOU)	23-23	989	267-514	.519	2-4	.500	128-161	.795	55-199-254	11.0	98	82-0	40	83	92	664	28.9
1994-95 (HOU)	22-22	929	306-576	.531	2-4	.500	111-163	.681	44-183-227	10.3	98	95-0	26	69	62	725	33.0
1995-96 (HOU)	8-8	329	75-147	.510	0-1	.000	29-40	.725	17-56-73	9.1	31	28-1	15	29	17	179	22.4
1996-97 (HOU)	16-16	629	147-249	.590	0-3	.000	76-104	.731	46-128-174	10.9	54	61-0	33	46	41	370	23.1
1997-98 (HOU)	5-5	190	39-99	.394	0-1	.000	24-33	.727	9-45-54	10.8	12	18-0	5	13	16	102	20.4
1998-99 (HOU)	4-4	123	23-54	.426	0-0	.000	7-8	.875	5-24-29	7.3	2	18-0	5	5	3	53	13.3
2001-02 (TOR)	5-0	86	12-22	.545	0-0	.000	4-6	.667	9-10-19	3.8	2	9-0	7	4	6	28	5.6
ROCKETS	140-140	5663	1492-2825	.528	4-18	.222	739-1028	.719	462-1140-1602	11.4	456	553-5	238	418	468	3727	26.6

Rudy Tomjanovich

Born: November 24, 1948
Hometown: Hamtramck, Michigan
High School: Hamtramck
College: Michigan '70

#45



- Drafted by Rockets, 1st Round, 2nd overall pick in 1970 NBA Draft
- Five-Time NBA All-Star (1974-77, 1979)
- Ranks third in Rockets history in career points and fourth in career rebounds
- Head Coach of the 1994 & 1995 NBA Champion Houston Rockets teams
- Head Coach of the gold-medal-winning 2000 United States Olympic Team
- Holds Rockets franchise record for coaching wins
- Inducted into the Texas Sports Hall of Fame in 2003
- Retired as a player after the 1980-81 season; Number (45) was retired on Jan. 28, 1982

Rudy Tomjanovich reached the heights of success both on the court and the sidelines during three decades with the Rockets. After earning five All-Star selections as a player, "Rudy T" won the City of Houston its first-ever major championships by coaching the Rockets to back-to-back titles in 1994 and 1995.

Tomjanovich, who spent 33 consecutive seasons with the Rockets, holds the franchise record with 503 coaching wins and ranks third in Rockets history with 13,383 career points. He was involved in all four Rockets division titles – as leading scorer in 1976-77, assistant coach in 1985-86 and as head coach in 1992-93 and 1993-94.

Tomjanovich first joined the San Diego Rockets as the second overall pick in the 1970 NBA Draft after a storied collegiate career at the University of Michigan. The all-time leading rebounder in school history, Tomjanovich also holds the second-highest career scoring average at 25.1 points per game.

In Rockets history, Tomjanovich ranks third in career points, third in career games and fourth in career rebounds. He averaged 17.4 points and 8.1 rebounds in 768 games with the Rockets. In his 11-season career, he led the Rockets in scoring average four times and rebounding average once. In his second season, Tomjanovich averaged a career-high 11.8 rebounds with 15.0 points, as the team made its debut in Houston.

During the 1972-73 season, Tomjanovich posted team-leading averages of 19.3 points and 11.6 rebounds. He earned the first of four consecutive All-Star selections in 1974, as he led Houston and ranked seventh in the NBA with a career-high 24.5 points per game. He scored a career-high 42 points against Buffalo on Jan. 13, 1974. During the 1974-75 season, Tomjanovich led Houston with 20.7 points per game and guided the Rockets to their first-ever playoff series win. He averaged a team-leading 21.6 points for the 1976-77 Rockets and helped Houston to its first division title. Tomjanovich played only 23 games the next year, as he suffered a facial fracture on Dec. 9, 1977 versus the Lakers. Tomjanovich returned to the All-Star Game in 1979, averaging 19.0 points and 7.7 rebounds with Houston in his comeback season.

After Houston advanced to the 1981 NBA Finals, Tomjanovich retired on Oct. 2, 1981, having spent his

entire playing career with the Rockets. His jersey #45 was retired on Jan. 28, 1982. In 2012, he was named to the Rockets 1970s All-Decade Team.

Beginning with the 1981-82 season, Tomjanovich spent two years as a Rockets scout. He became an assistant coach in 1983 and served in that role until being named interim head coach on Feb. 18, 1992. In the first 15 games with Tomjanovich at the helm, the Rockets responded with an 11-4 record — the best start for any coach in franchise annals.

Officially named the ninth head coach in Rockets history on May 20, 1992, Tomjanovich became the first coach in NBA history to guide his team from the lottery to a division title in his first full season. His coaching peers voted him *The Sporting News* NBA Coach of the Year in 1993. He was also named head coach of the Western Conference for the 1997 NBA All-Star Game and received NBA Coach of the Month recognition three times with Houston.

Tomjanovich posted a 503-397 (.559) regular season mark and 51-39 (.567) playoff record in 12 seasons with Houston, departing with franchise records for career wins and winning percentage. Tomjanovich resigned as Houston's coach following the 2002-03 season while undergoing successful treatment for bladder cancer. He was hired to coach the L.A. Lakers during the summer of 2004 before stepping aside later that season for health reasons. On the career coaching wins list, he ranks 26th all-time in NBA history with 525 victories.

Aside from his success in the NBA, Tomjanovich coached the United States Senior National Team on two occasions. He guided the United States Men's Basketball Team to a gold medal and an undefeated record in the 2000 Summer Olympics. Prior to the Olympics, Tomjanovich led a United States team of non-NBA players to a bronze medal at the 1998 World Championship of Basketball.

Tomjanovich stands with Basketball Hall of Famers Lenny Wilkins and the late Chuck Daly as the only people to coach teams to an NBA Championship and an Olympic gold medal. He also stands as one of eight coaches in NBA history to possess 500 career wins and multiple NBA championships.

Rockets Retired Numbers

Tomjanovich's Career Highlights

NBA Season Rankings:

Scoring Average: 6th 1973-74

Field Goal Percentage: 3rd 1973-74; 7th 1975-76

Rockets Career Rankings:

3rd Points; 3rd Games; 3rd Minutes; 3rd Field Goals Made; 4th Rebounds;

7th Free Throws Attempted; 8th Free Throws Made

Tomjanovich's Career Statistics

UNIVERSITY OF MICHIGAN STATISTICS

YEAR	G	FG-FGA	PCT	FT-FTA	PCT	REB	AVG	PTS	AVG
1967-68	24	210-446	.471	49-78	.628	323	13.5	469	19.5
1968-69	24	269-541	.497	79-131	.603	340	14.2	617	25.7
1969-70	24	286-604	.474	150-200	.750	376	15.7	722	30.1
TOTALS	72	765-1591	.481	278-409	.680	1039	14.4	1808	25.1

NBA REGULAR SEASON STATISTICS

YEAR	G-S	MIN	FGM-A	PCT	3FGM-A	PCT	FTM-A	PCT	REBOUNDS OFF-DEF-TOT	REB AVG	AST	PF-D	ST	TO	BLK	TP	AVG
1970-71 (SD)	77-0	1062	168-439	.383	-	-	73-112	.652	381	4.9	73	124-0	-	-	-	409	5.3
1971-72 (HOU)	78-61	2689	500-1010	<u>.495</u>	-	-	172-238	.723	923	11.8	117	193-2	-	-	-	1172	15.0
1972-73 (HOU)	81-65	2972	<u>655-1371</u>	.478	-	-	205-335	.746	<u>938</u>	<u>11.6</u>	178	225-1	-	-	-	<u>1560</u>	<u>19.3</u>
1973-74 (HOU)	80-80	3227	<u>788-1470</u>	<u>.536</u>	-	-	<u>385-454</u>	<u>.848</u>	230-487-717	9.0	250	230-0	89	-	66	<u>1961</u>	<u>24.5</u>
1974-75 (HOU)	81-81	3134	<u>694-1323</u>	<u>.525</u>	-	-	289-366	.790	<u>184-429-613</u>	7.6	236	230-1	76	-	24	<u>1677</u>	<u>20.7</u>
1975-76 (HOU)	79-79	2912	622-1202	<u>.517</u>	-	-	221-288	.767	167-499-666	8.4	188	206-1	42	-	19	1465	18.5
1976-77 (HOU)	81-80	3130	<u>733-1437</u>	<u>.510</u>	-	-	287-342	.830	172-512-684	8.4	172	198-1	57	-	27	<u>1753</u>	<u>21.6</u>
1977-78 (HOU)	23-23	849	217-417	.485	-	-	61-81	.753	40-98-138	6.0	32	63-0	15	38	5	495	21.5
1978-79 (HOU)	74-74	2641	620-1200	.517	-	-	168-221	.760	170-402-572	7.7	137	186-0	44	138	18	1408	19.0
1979-80 (HOU)	62-50	1834	370-778	.476	22-79	.278	118-147	.803	132-226-358	5.8	109	161-2	32	98	10	880	14.2
1980-81 (HOU)	52-38	1264	263-563	.467	<u>12-51</u>	<u>.235</u>	65-82	.793	78-130-208	4.0	81	121-0	19	58	6	603	11.6
TOTALS	768-631	25714	5630-11240	.501	34-130	.262	2089-2666	.784	6198	8.1	1573	1937-8	374	332	175	13383	17.4


NBA PLAYOFF STATISTICS

YEAR	G	MIN	FGM-A	PCT	3FGM-A	PCT	FTM-A	PCT	REBOUNDS OFF-DEF-TOT	REB AVG	AST	PF-D	ST	TO	BLK	TP	AVG
1975 (HOU)	8-8	304	<u>72-128</u>	.563	-	-	40-48	.833	22-42- <u>64</u>	<u>8.0</u>	23	17-0	1	-	4	184	23.0
1977 (HOU)	<u>12-12</u>	457	<u>107-212</u>	.505	-	-	29-37	.784	24-41-65	5.4	24	36-0	7	-	5	<u>243</u>	<u>20.3</u>
1979 (HOU)	<u>2-2</u>	64	9-23	.391	-	-	2-5	.400	7-7-14	7.0	2	1-0	1	1	1	20	10.0
1980 (HOU)	7-1	185	24-64	.375	1-7	.143	9-13	.692	12-28-40	5.7	10	21-1	2	14	0	58	8.3
1981 (HOU)	8-0	31	1-9	.111	0-3	.000	4-6	.667	2-4-6	0.8	0	3-0	0	2	0	6	0.6
TOTALS	37-23	1041	213-436	.489	1-10	.100	84-109	.771	67-122-189	5.1	59	78-1	11	17	8	511	13.8

Bold and underlined indicates Rockets statistical leader.

Born: September 12, 1980
Hometown: Shanghai, China

#11



- Drafted by Rockets, 1st Round, 1st overall pick in 2002 NBA Draft
- Became the first overall pick who did not play collegiately in the United States
- Eight-Time NBA All-Star (2003-2011)
- In 2003, became first rookie to start an All-Star Game since Grant Hill in 1995
- Named All-NBA Second Team twice and Third Team three times
- Played for China in three Olympics (2000, 2004, 2008)
- Inducted into Basketball Hall of Fame in 2016
- Retired after the 2010-11 season; Number (11) was retired on Feb. 4, 2017

While injuries may have shortened Yao Ming's NBA career, it did not curtail his global impact on the sport of basketball, nor the level of respect he garnered from fans, teammates, or his contemporaries.

Yao was the first overall pick by Houston in the 2002 NBA Draft. The Shanghai native became the first player drafted No. 1 who did not play collegiately in the United States.

Yao spent all nine of his seasons with the Rockets, averaging 19.0 points 9.2 rebounds and 1.89 blocks while shooting 52.4% from the floor and 83.3% from the line. He is one of nine players in NBA history with career averages of at least 19.0 points, 9.0 rebounds and 1.80 blocks (blocks became an official statistic in 1973-74).

Voted an All-Star in each of his eight seasons played, having missed 2009-10 with a foot injury, Yao broke Michael Jordan's record for the most fan votes in a single season with 2,558,278 in 2004-05. In addition, Yao was named All-NBA Second Team twice (2006-07, 2008-09) and Third Team three times (2003-04, 2005-06, 2007-08).

As a rookie in 2002-03, Yao appeared in all 82 games with 72 starts, averaging 13.5 points, 8.2 rebounds, 1.7 assists and 1.79 blocks. He finished second to Amar'e Stoudemire in voting for NBA Rookie of the Year and was selected to the NBA All-Rookie First Team. He was also the first rookie to start an All-Star Game since Grant Hill in 1995.

Over four seasons from 2005-06 through 2008-09, Yao averaged 21.9 points and 10.1 rebounds, joining Kevin Garnett as the only players to average at least 20.0 points and 10.0 rebounds during that span.

In 2006-07, Yao averaged a career-high 25.0 points along with 9.4 rebounds, 2.0 assists and 1.96 blocks. He became the 10th different in NBA history to have averaged at least 25.0 points, 9.0 rebounds, 2.0 assists and 1.90 blocks in a single season.

Prior to joining the Rockets, Yao spent five seasons playing for his hometown Shanghai Sharks of the Chinese Basketball Association, averaging 23.4 points and 15.4 rebounds. In his final season with the Sharks in 2001-02, Yao averaged 32.6 points, 19.0 rebounds and 4.8 blocks while leading the team to its first championship.

Yao was also a member of the Chinese National Team from the age of 18. As a 19-year-old in the 2000 Olympic Games, he averaged 10.5 points and 6.0 rebounds. Yao averaged 20.7 points and a tournament-best 9.3 rebounds in the 2004 Olympics and in the 2008 Olympic Games, he ranked second among all players in scoring (19.0 ppg) and third in rebounding (8.2 rpg).

On July 20, 2011, Yao announced his retirement from the NBA after injuries forced him to miss the entire 2009-10 season and limited him to just five games played in 2010-11. He was later enshrined into the Naismith Basketball Hall of Fame in 2016, receiving the first ever direct elect nomination from the International Committee. Yao had his No. 11 retired by the Rockets during a halftime ceremony on Feb. 3, 2017.

Following his playing career, Yao returned to China and purchased his former team, the Sharks. In 2017, he was named President of the Chinese Basketball Association.

Yao has served as a tremendous ambassador for the sport as well as a great humanitarian, through contributions made by his Yao Ming Foundation and his work with organizations like the Special Olympics. In 2008, he was named the United Nations Environment Programme's first-ever "Environmental Champion."

Rockets Retired Numbers

Yao's Career Highlights

NBA Season Rankings:

Blocks Per Game: 7th 2007-08; 6th 2008-09

Field Goal Percentage: 7th 2003-04; 3rd 2004-05, 8th 2008-09

Rebounds Per Game: 7th 2008-9

Rockets Career Rankings:

7th Points; 6th Rebounds; 2nd Blocks; 7th Field Goals Made; 5th Free Throws Made;

Yao's Career Statistics

NBA REGULAR SEASON STATISTICS										REBOUNDS		REB										
YEAR	G-S	MIN	FGM-A	PCT	3FGM-A	PCT	FTM-A	PCT		OFF-DEF-TOT	AVG	AST	PF-D	ST	TO	BLK	TP	AVG				
2002-03 (HOU)	82-72	2382	401-805	.498	1-2	.500	301-371	.811		196-479-675	8.2	137	230-1	31	173	147	1104	13.5				
2003-04 (HOU)	82-82	2692	535-1025	.522	0-2	.000	361-446	.809		197-538-735	9.0	122	273-4	22	204	156	1431	17.5				
2004-05 (HOU)	80-80	2447	538-975	.552	0-0	---	389-497	.783		208-461-669	8.4	61	298-8	34	196	160	1465	18.3				
2005-06 (HOU)	57-57	1949	467-900	.519	0-1	.000	337-395	.853		148-433-581	10.2	85	195-4	30	147	94	1271	22.3				
2006-07 (HOU)	48-48	1624	423-819	.516	0-2	.000	356-413	.862		101-351-452	9.4	94	159-0	17	167	94	1202	25.0				
2007-08 (HOU)	55-55	2044	432-852	.507	0-2	.000	345-406	.850		172-422-594	10.8	129	171-2	25	183	111	1209	22.0				
2008-09 (HOU)	77-77	2589	566-1032	.548	1-1	1.000	381-440	.866		204-557-761	9.9	137	257-2	30	234	150	1514	19.7				
2010-11 (HOU)	5-5	91	18-37	.486	0-0	---	15-16	.938		7-20-27	5.4	4	13-1	0	7	8	51	10.2				
TOTALS	486-476	15817	3380-6445	.524	2-10	.200	2485-2984	.833		1233-3261-4494	9.2	769	1596-22	189	1311	920	9247	19.0				

NBA PLAYOFF STATISTICS						REBOUNDS			REB											
YEAR	G	MIN	FGM-A	PCT	3FGM-A	PCT	FTM-A	PCT	OFF-DEF-TOT	AVG	AST	PF-D	ST	TO	BLK	TP	AVG			
2003-04 (HOU)	5-5	185	31-68	.456	0-0	---	13-17	.765	11-26-37	7.4	9	20-2	2	13	7	75	15.0			
2004-05 (HOU)	7-7	220	55-84	.655	0-0	---	40-55	.727	23-31-54	7.7	5	31-1	2	19	19	150	21.4			
2006-07 (HOU)	7-7	260	55-125	.440	0-0	---	66-75	.880	23-49-72	10.3	6	27-0	1	33	5	176	25.1			
2008-09 (HOU)	9-9	323	54-99	.545	0-0	---	46-51	.902	19-79-98	10.9	9	27-0	4	17	11	154	17.1			
TOTALS	28-28	988	195-376	.519	0-0	---	165-198	.833	76-185-261	9.3	29	105-3	9	82	42	555	19.8			

Hometown: Alba, Texas

High School: Alba

College: Baylor '60

- Assistant Coach with Rockets under four Head Coaches (1980-96)
- Named Executive Vice President of Basketball/General Manager on July 26, 1996
- Only person on coaching staffs of all four Rockets teams to advance to NBA Finals
- Inducted into the Paris Junior College Hall of Fame in 1991
- Enshrined in the Baylor University Hall of Fame in 1998
- Entered the Texas Association of Basketball Coaches Hall of Fame in 2001
- Inducted into the Texas Sports Hall of Fame in 2003
- Retired as General Manager after the 2006-07 season
- Honored with "Carroll Dawson Tribute Night" on April 16, 2007



Affectionately known as "CD," Carroll Dawson was honored by Houston Rockets Owner Leslie Alexander with "Carroll Dawson Tribute Night" on April 16, 2007, where a banner bearing his name was hung from the rafters of Toyota Center in honor of Dawson's 27 seasons with the Rockets organization as General Manager and as an assistant coach.

Dawson completed his 11th and final campaign as General Manager of the franchise in 2006-07. Prior to moving into the front office on July 26, 1996, Dawson worked as an assistant coach under four Rockets head coaches, aiding Del Harris from 1980-83, Bill Fitch from 1983-88, Don Chaney from 1988-92 and Rudy Tomjanovich from 1992-96.

Recognized as one of the top executives in the NBA, Dawson finished second in voting for *The Sporting News* NBA Executive of the Year in 2006-07. As General Manager, Dawson showed the ability to both bolster a playoff contender with veterans and acquire emerging talent as part of a youth movement. In his first few years, he made trades for Charles Barkley and Scottie Pippen to give a team led by Hakeem Olajuwon even more experience. Dawson then helped the Rockets acquire several young talents in the following years, including Cuttino Mobley, Steve Francis and Yao Ming.

In the summer of 2005, Dawson worked with Alexander to sign Yao to a maximum-value contract extension. In the summer of 2004, Dawson changed the face of the franchise by obtaining one of the NBA's top players in Tracy McGrady. The two-time scoring champion was acquired from Orlando in a seven-player deal that included Francis and Mobley.

Dawson holds the distinction of being the only person on the coaching staffs of all four Rockets teams that advanced to the NBA Finals, as Houston played for a championship in 1981, 1986, 1994 and 1995. He will always be known throughout the NBA for his work with frontcourt players and was credited with teaching Olajuwon his famous jump hook. Dawson coached many NBA All-Stars during his years in Houston, including Elvin Hayes, Moses Malone, Ralph Sampson and Tomjanovich.

Dawson's knowledge of the game was not limited to the NBA. Prior to the inaugural 1997 WNBA season, Dawson was commissioned by Alexander to help assemble the first Houston Comets team. He guided the efforts to bring Sheryl Swoopes and Cynthia Cooper to Houston, and then drafted Janeth Arcain in the WNBA Elite Draft. Dawson was also instrumental in the selection of Tina Thompson with the first pick of the Inaugural WNBA Draft. Finally, he worked with Alexander to hire Naismith Hall of Famer and WNBA All-Decade Coach Van Chancellor. Dawson served as Chancellor's top advisor as the Comets Executive Vice President of Basketball from 1997-2006 and helped craft the four-time WNBA Champions (1997-2000).

A native Texan, Dawson hails from Alba, a town with a population of 200 that sits about 75 miles east of Dallas. As a 6-foot-5 high school center, he led Alba High School to a 44-3 record as a senior. He then went on to win Junior College All-America honors at Paris Junior College (Texas) under Head Coach Boyd Converse. After two seasons at Paris, Dawson moved on to Baylor University, where he led Bill Henderson's Baylor Bears in scoring and rebounding in each of his two seasons. In 1960, he averaged 16.4 points as a senior to earn All-Southwest Conference honors.

In 1963, he returned to Baylor as an assistant to Head Coach Bill Menefee. He later succeeded Menefee as head coach in 1973, remaining in that position for more than three seasons. After spending two years as a scout for the Dallas Cowboys at the call of executive Gil Brandt, Dawson started a career as a salesman for Converse Shoe Company.

Dawson has been honored with induction into the Paris Junior College Hall of Fame in 1991, the Baylor University Hall of Fame in 1998, the Texas Association of Basketball Coaches Hall of Fame in 2001, and the Texas Sports Hall of Fame in 2003. He was also named Mr. Sportsman 2005 by Interfaith Charities in Houston. In 2010, Dawson was honored as a Baylor Basketball Legend by the 'B' Association. In addition, he was named the President of the Texas Sports Hall of Fame.

Remaining with the Rockets as a Senior Consultant, Dawson resides in Houston with his wife, Sharon. Sharon has a daughter, Elizabeth, and a son, Michael.

Naismith Basketball Hall of Fame



Charles Barkley

Charles Barkley

Inducted into the Hall of Fame on Sept. 8, 2006 ... played with the Philadelphia 76ers, the Phoenix Suns and the Houston Rockets (1996-2000) over his 16-year NBA career ... named the NBA's Most Valuable Player for the 1992-93 season ... 11-time NBA All-Star ... earned All-NBA First Team on five occasions and All-NBA Second Team five times ... member of the NBA's 50th Anniversary Team.

Rick Barry

Inducted into the Hall of Fame in 1987 ... ranks third in NBA history in free throw percentage (.900) ... played for Houston two seasons (1978-80) after eight seasons with Golden State and four in the ABA with Oakland, Washington and New York.

Clyde Drexler

Inducted into the Hall of Fame on Sept. 10, 2004 (see pages 136-137 for further details).

Alex Hannum

Inducted into the Hall of Fame on Oct. 3, 1998 ... won a combined 649 games as a coach in the NBA and ABA ... was the 1964 NBA Coach of the Year (San Francisco) and the 1969 ABA Coach of the Year (Oakland) ... won two NBA championships (with St. Louis in 1957-58 and with Philadelphia in 1966-67) ... was head coach of the Rockets over the course of two seasons (1969-71).

Elvin Hayes

Inducted into the Hall of Fame on May 15, 1990 ... was the No. 1 pick in the 1968 NBA Draft by the San Diego Rockets and spent his first four seasons with the franchise, including the team's first in Houston (1971-72) ... finished his career with the Rockets (1981-84) after spending nine seasons with Washington ... was the first to play 50,000 minutes in the NBA ... is the league's ninth all-time leading scorer (27,313 points) and fourth all-time leading rebounder (16,279).

Moses Malone

Inducted into the Hall of Fame on Oct. 5, 2001 (see pages 138-139 for further details).

Tracy McGrady

Inducted into the Hall of Fame on Sept. 8, 2017... "T-Mac" spent 16 seasons in the NBA from 1997-98 through 2012-13, including five and a half seasons with Houston... as a Rocket, averaged 22.7 points, 5.6 rebounds, 5.5 assists and 1.31 steals... for his career, was a seven-time All-Star and was named All-NBA First Team twice, Second Team three times, and Third Team twice.

Calvin Murphy

Inducted into the Hall of Fame on May 10, 1993 (see pages 140-141 for further details).

Dikembe Mutombo

Inducted into the Hall of Fame on Sept. 11, 2015... "Deke" played 18 NBA seasons, including his final five as a Rocket... was an eight-time All-Star and four-time NBA Defensive Player of the Year... finished his career with the second-most blocks in NBA history (3,289).

Hakeem Olajuwon

Inducted into the Hall of Fame on Sept. 5, 2008 (see pages 142-143 for further details).

Scottie Pippen

Inducted into the Hall of Fame on Aug. 13, 2010 ... played with the Chicago Bulls, the Houston Rockets (1998-99) and the Portland Trail Blazers over his 17-year NBA career ... seven-time NBA All-Star won six NBA championships with the Bulls ... selected one of the 50 Greatest Players in NBA history ... named NBA All-Defensive First Team eight times.

Ralph Sampson

Inducted into the Hall of Fame on Sept. 7, 2012 ... played with the Houston Rockets (1983-88), the Golden State Warriors, the Sacramento Kings and the Washington Bullets ... selected by Houston with the first pick of the 1983 NBA Draft and won NBA Rookie of the Year ... help lead the Rockets to the 1986 NBA Finals ... four-time NBA All-Star, earning MVP of the 1985 NBA All-Star Game ... was a three-time National College Player of the Year at Virginia.




Tracy McGrady



Calvin Murphy




Dikembe Mutombo



Hakeem Olajuwon



Scottie Pippen



Ralph Sampson




Rick Barry



Clyde Drexler



Alex Hannum



Elvin Hayes



Moses Malone



Tex Winter

Fred "Tex" Winter

Inducted into the Hall of Fame on Aug. 12, 2011 ... was the Rockets first head coach after the team relocated to Houston (1971-73) ... architect of the famed triangle offense, or triple post, which produced nine NBA championships during his tenures with the Chicago Bulls and L.A. Lakers.



Yao Ming

Yao Ming

Inducted into the Hall of Fame on Sept. 9, 2016 (see pages 146-147 for further details).

Rockets NBA Honors

NBA MVP

1979	Moses Malone
1982	Moses Malone
1994	Hakeem Olajuwon

Finals MVP

1994	Hakeem Olajuwon
1995	Hakeem Olajuwon

All-Star Game MVP

1985	Ralph Sampson
------	---------------

Coach of the Year

1977	Tom Nissalke
1991	Don Chaney
2017	Mike D'Antoni

Sixth Man of the Year

2017

Rookie of the Year

1984	Ralph Sampson
2000 (tie)	Steve Francis

Defensive Player of the Year

1993	Hakeem Olajuwon
1994	Hakeem Olajuwon

Most Improved Player

2010	Aaron Brooks
------	--------------

Executive of the Year

1977	Ray Patterson
------	---------------

J. Walter Kennedy Citizenship

1979	Calvin Murphy
2009	Dikembe Mutombo

All-NBA

First Team

1979	Moses Malone
1982	Moses Malone
1987	Hakeem Olajuwon
1988	Hakeem Olajuwon
1989	Hakeem Olajuwon
1993	Hakeem Olajuwon
1994	Hakeem Olajuwon
1997	Hakeem Olajuwon
2014	James Harden
2015	James Harden
2017	James Harden

Second Team

1980	Moses Malone
1981	Moses Malone
1984	Ralph Sampson
1985	Ralph Sampson
1986	Hakeem Olajuwon
1990	Hakeem Olajuwon
1996	Hakeem Olajuwon
2007	Tracy McGrady
2007	Yao Ming
2009	Yao Ming
2014	Dwight Howard

Third Team

1991	Hakeem Olajuwon
1995	Hakeem Olajuwon
1995	Clyde Drexler
1999	Hakeem Olajuwon
2004	Yao Ming
2005	Tracy McGrady
2006	Yao Ming
2008	Tracy McGrady
2008	Yao Ming
2013	James Harden

All-Defense

First Team

1987	Hakeem Olajuwon
1988	Hakeem Olajuwon
1988	Rodney McCray
1990	Hakeem Olajuwon
1993	Hakeem Olajuwon
1994	Hakeem Olajuwon
1999	Scottie Pippen

Second Team

1979	Moses Malone
1985	Hakeem Olajuwon
1987	Rodney McCray
1991	Hakeem Olajuwon
1996	Hakeem Olajuwon
1997	Hakeem Olajuwon
2008	Shane Battier
2009	Ron Artest
2009	Shane Battier
2014	Patrick Beverley

Rockets NBA Honors

All-Rookie

First Team

1969	Elvin Hayes
1971	Calvin Murphy
1976	Joe C. Meriweather
1977	John Lucas
1984	Ralph Sampson
1985	Hakeem Olajuwon
2000	Steve Francis
2003	Yao Ming
2008	Luis Scola

Second Team

1984	Rodney McCray
1993	Robert Horry
1997	Matt Maloney
1999	Michael Dickerson
1999	Cuttino Mobley
2002	Eddie Griffin
2006	Luther Head
2008	Carl Landry
2012	Chandler Parsons

Player of the Week

Feb. 10, 1980	Rick Barry
Dec. 7, 1980	Mike Dunleavy
Mar. 15, 1981	Moses Malone
Mar. 29, 1981	Robert Reid
Feb. 8, 1982	Moses Malone
Mar. 29, 1982	Moses Malone
Nov. 14, 1988	Hakeem Olajuwon
Feb. 20, 1989	Hakeem Olajuwon
Mar. 5, 1990	Hakeem Olajuwon
Feb. 4, 1991	Otis Thorpe
Mar. 18, 1991	Kenny Smith
Jan. 17, 1993	Hakeem Olajuwon
Feb. 28, 1993	Hakeem Olajuwon
Apr. 11, 1993	Hakeem Olajuwon
Nov. 15, 1993	Hakeem Olajuwon
Mar. 21, 1994	Hakeem Olajuwon
Jan. 1, 1995	Hakeem Olajuwon
Feb. 5, 1995	Hakeem Olajuwon
Apr. 9, 1995	Clyde Drexler
Mar. 4, 1996	Hakeem Olajuwon
Nov. 10, 1996	Hakeem Olajuwon
Nov. 25, 1996	Charles Barkley
Jan. 24, 2000	Steve Francis
Jan. 16, 2001	Steve Francis
Mar. 19, 2001	Cuttino Mobley
Jan. 21, 2003	Steve Francis
Mar. 17, 2003	Steve Francis
Mar. 7, 2004	Yao Ming
Jan. 16, 2005	Tracy McGrady
Feb. 6, 2005	Tracy McGrady
Mar. 13, 2005	Tracy McGrady
Apr. 17, 2005	Tracy McGrady
Feb. 26, 2006	Yao Ming
Apr. 2, 2006	Yao Ming
Nov. 12, 2006	Yao Ming
Apr. 1, 2007	Yao Ming
Apr. 15, 2007	Tracy McGrady
Nov. 4, 2007	Tracy McGrady
Nov. 11, 2007	Yao Ming
Mar. 9, 2008	Tracy McGrady

Feb. 27, 2011	Kevin Martin
Mar. 20, 2011	Kyle Lowry
Apr. 8, 2012	Goran Dragic
Nov. 4, 2012	James Harden
Jan. 6, 2013	James Harden
Mar. 24, 2013	James Harden
Mar. 2, 2014	James Harden
Mar. 9, 2014	James Harden
Dec. 15, 2015	James Harden
Dec. 29, 2014	James Harden
Apr. 6, 2015	James Harden
Nov. 9, 2015	James Harden
Nov. 14, 2016	James Harden
Dec. 19, 2016	James Harden
Jan. 2, 2017	James Harden
Mar. 27, 2017	James Harden

Player of the Month

Nov. 1979	Moses Malone
Feb. 1981	Calvin Murphy
Feb. 1982	Moses Malone
Nov. 1985	Hakeem Olajuwon
Apr. 1990	Hakeem Olajuwon
Jan. 1993	Hakeem Olajuwon
Apr. 1993	Hakeem Olajuwon
Nov. 1993	Hakeem Olajuwon
Feb. 1995	Hakeem Olajuwon
Nov. 2006	Yao Ming
Jan. 2008	Yao Ming
Dec. 2014	James Harden
Jan. 2015	James Harden
Apr. 2016	James Harden
Dec. 2016	James Harden

Coach of the Month

Jan. 1987	Bill Fitch
Feb. 1991	Don Chaney
Mar. 1991	Don Chaney
Apr. 1993	Rudy Tomjanovich
Nov. 1993	Rudy Tomjanovich
Nov. 1996	Rudy Tomjanovich
Feb. 2008	Rick Adelman
Mar. 2009	Rick Adelman
Feb. 2014	Kevin McHale
Dec. 2016	Mike D'Antoni

Rookie of the Month

Nov. 1983	Ralph Sampson
Dec. 1983	Ralph Sampson
Jan. 1984	Ralph Sampson
Feb. 1984	Ralph Sampson
Mar. 1984	Ralph Sampson
Apr. 1984	Ralph Sampson
Dec. 1984	Hakeem Olajuwon
Feb. 1985	Hakeem Olajuwon
Mar. 1985 (tie)	Hakeem Olajuwon
Dec. 1999	Steve Francis
Mar. 2000	Steve Francis
Apr. 2000 (tie)	Steve Francis
Dec. 2002	Yao Ming

Rockets in All-Star Games

Charles Barkley

Year	Site	MP	FGM-A	FTM-A	REB	AST	BL	ST	TP
Feb. 9, 1997	Cleveland	*Injured, Did Not Play							
One Selection (One as Starter)									

Clyde Drexler

Year	Site	MP	FGM-A	FTM-A	REB	AST	BL	ST	TP
Feb. 12, 1996	San Antonio	*19	5-8	0-0	2	3	0	3	11
Feb. 9, 1997	Cleveland	Injured, Did Not Play							
Two Selections (One as Starter)									

Steve Francis

Year	Site	MP	FGM-A	FTM-A	REB	AST	BL	ST	TP
Feb. 10, 2002	Philadelphia	*18	1-8	1-2	2	3	0	2	3
Feb. 9, 2003	Atlanta	*32	9-12	0-0	2	9	0	0	20
Feb. 15, 2004	Los Angeles	*23	6-9	0-0	4	4	0	0	13
Three Selections (Three as Starter)		73	16-29	1-2	8	16	0	2	36

James Harden

Year	Site	MP	FGM-A	FTM-A	REB	AST	BL	ST	TP
Feb. 17, 2013	Houston	26	6-13	0-0	6	3	0	0	15
Feb. 16, 2014	New Orleans	*24	3-7	0-0	1	5	0	1	8
Feb. 15, 2015	New York	*27	11-16	0-0	8	8	0	2	29
Feb. 14, 2016	Toronto	21	8-14	0-0	4	3	0	0	23
Feb. 19, 2017	New Orleans	*30	4-9	0-0	7	12	0	0	12
Five Selections (Three as Starter)		127	32-59	0-0	26	31	0	3	87

Elvin Hayes

Year	Site	MP	FGM-A	FTM-A	REB	AST	BL	ST	TP
Jan. 14, 1969	Baltimore	*21	4-9	3-3	5	0	-	-	11
Jan. 20, 1970	Philadelphia	*35	9-21	6-12	15	1	-	-	24
Jan. 12, 1971	San Diego	19	4-13	2-3	4	2	-	-	10
Jan. 18, 1972	Los Angeles	11	1-6	2-2	2	0	-	-	4
Four Selections (Two as Starter)		86	18-49	13-20	26	3	-	-	49

Dwight Howard

Year	Site	MP	FGM-A	FTM-A	REB	AST	BL	ST	TP
Feb. 16, 2014	New Orleans	13	4-6	0-0	11	3	0	0	8
One Selection									

Don Kojis

Year	Site	MP	FGM-A	FTM-A	REB	AST	BL	ST	TP
Jan. 23, 1968	New York	10	2-5	0-0	2	1	-	-	4
Jan. 14, 1969	Baltimore	*16	2-7	4-5	5	3	-	-	8
Two Selections (One as Starter)		26	4-12	4-5	7	4	-	-	2

Moses Malone

Year	Site	MP	FGM-A	FTM-A	REB	AST	BL	ST	TP
Feb. 5, 1978	Atlanta	14	1-1	2-4	4	1	0	1	4 (East)
Feb. 4, 1979	Pontiac	*17	2-2	4-5	7	1	0	1	8 (East)
Feb. 4, 1980	Landover, MD	*31	7-12	6-12	12	2	2	1	20 (East)
Feb. 1, 1981	Cleveland	22	3-8	2-4	6	3	0	1	8
Jan. 31, 1982	E. Rutherford	20	5-11	2-6	11	0	1	1	12
Five Selections (Two as Starter)		104	18-34	16-31	40	7	3	5	52

Jack Marin

Year	Site	MP	FGM-A	FTM-A	REB	AST	BL	ST	TP
Jan. 23, 1973	Chicago	11	2-6	0-0	4	1	-	-	4 (East)
One Selection									

Tracy McGrady

Year	Site	MP	FGM-A	FTM-A	REB	AST	BL	ST	TP
Feb. 20, 2005	Denver	*24	4-13	0-0	5	5	2	3	8
Feb. 19, 2006	Houston	*27	15-26	2-7	0	2	0	1	36
Feb. 18, 2007	Las Vegas	*18	3-8	0-0	3	11	0	2	8
Three Selections (Three as Starter)		69	22-47	2-7	8	18	2	6	52

Rockets in All-Star Games

Calvin Murphy

Year	Site	MP	FGM-A	FTM-A	REB	AST	BL	ST	TP
Feb. 4, 1979	Pontiac	15	3-5	0-0	1	5	0	2	6
One Selection									(East)

Hakeem Olajuwon

Year	Site	MP	FGM-A	FTM-A	REB	AST	BL	ST	TP
Feb. 10, 1985	Indianapolis	15	2-2	2-6	5	1	2	0	6
Feb. 9, 1986	Dallas	15	1-8	1-2	5	0	2	1	3
Feb. 8, 1987	Seattle	*26	2-6	6-8	13	2	3	0	10
Feb. 7, 1988	Chicago	*28	8-13	5-7	9	2	2	2	21
Feb. 12, 1989	Astrodome	*25	5-12	2-3	7	3	2	3	12
Feb. 11, 1990	Miami	*31	2-14	4-10	16	2	1	1	8
Feb. 9, 1992	Orlando	20	3-6	1-2	4	2	1	2	7
Feb. 21, 1993	Salt Lake City	21	1-5	1-3	7	1	2	2	3
Feb. 13, 1994	Minneapolis	*30	8-15	3-6	11	2	5	2	19
Feb. 12, 1995	Phoenix	*25	6-13	0-2	11	1	2	2	13
Feb. 10, 1996	San Antonio	*14	2-8	0-0	3	0	0	0	4
Feb. 9, 1997	Cleveland	*20	5-8	1-2	3	1	1	0	11
12 Selections (Eight as Starter)		270	45-110	26-51	94	17	23	15	117

Ralph Sampson

Year	Site	MP	FGM-A	FTM-A	REB	AST	BL	ST	TP
Jan. 29, 1984	Denver	16	4-7	1-2	5	0	0	0	9
Feb. 10, 1985	Indianapolis	*29	10-15	4-6	10	1	1	0	24
Feb. 9, 1986	Dallas	*21	7-11	2-2	4	1	0	0	16
Feb. 8, 1987	Seattle	*Injured, Did Not Play							
Four Selections (Three as Starter)		66	21-33	7-10	19	2	1	0	49

Otis Thorpe

Year	Site	MP	FGM-A	FTM-A	REB	AST	BL	ST	TP
Feb. 9, 1992	Orlando	4	1-1	0-0	0	0	0	0	2
One Selection									

Rudy Tomjanovich

Year	Site	MP	FGM-A	FTM-A	REB	AST	BL	ST	TP
Jan. 15, 1974	Seattle	17	2-5	0-0	5	0	0	0	4
Jan. 14, 1975	Phoenix	14	0-3	0-0	3	0	0	0	0
Feb. 3, 1976	Philadelphia	12	1-2	0-0	3	0	0	0	2
Feb. 13, 1977	Milwaukee	22	3-9	0-0	10	1	1	1	6
Feb. 4, 1979	Pontiac	*24	6-13	0-0	6	1	0	0	12
Five Selections (One as Starter)		89	12-32	0-0	27	2	1	1	24

Yao Ming

Year	Site	MP	FGM-A	FTM-A	REB	AST	BL	ST	TP
Feb. 9, 2003	Atlanta	*17	1-1	0-0	2	0	0	0	2
Feb. 15, 2004	Los Angeles	*18	8-14	0-0	4	1	0	0	16
Feb. 20, 2005	Denver	*22	5-9	1-2	8	5	1	0	11
Feb. 19, 2006	Houston	*19	2-5	1-2	2	1	0	1	5
Feb. 18, 2007	Las Vegas	*Injured, Did Not Play							
Feb. 17, 2008	New Orleans	*13	2-5	2-2	5	1	0	0	6
Feb. 15, 2009	Phoenix	*12	1-4	0-0	3	0	1	0	2
Feb. 20, 2011	Los Angeles	*Injured, Did Not Play							
Eight Selections (Eight as Starter)		101	19-38	4-6	24	8	2	1	42

* Indicates starter; 16 Rockets have been selected to the All-Star Game 57 times, earning 35 starts. In 14 different years, two or more Rockets were selected - 1969: Kojis, Hayes; 1979: Malone, Murphy, Tomjanovich; 1985: Olajuwon, Sampson; 1986: Olajuwon, Sampson; 1987: Olajuwon, Sampson; 1992: Olajuwon, Thorpe; 1996: Drexler, Olajuwon; 1997: Barkley, Drexler, Olajuwon; 2003: Francis, Yao; 2004: Francis, Yao; 2005: McGrady, Yao; 2006: McGrady, Yao; 2007: McGrady, Yao; 2014: Harden, Howard. In 1969, 1979, 1987, 1996, 1997, 2003, 2004, 2005, 2006 and 2007, two Rockets were voted starters.

Rockets on U.S. Teams

Olympics

1996 Charles Barkley, Hakeem Olajuwon
 2000 Head Coach Rudy Tomjanovich
 2012 James Harden

World Championships

1998 Head Coach Rudy Tomjanovich,
 2006 Shane Battier
 2014 James Harden

All-Decade Teams

1970s

Forward Elvin Hayes
 Forward Rudy Tomjanovich
 Center Moses Malone
 Guard Mike Newlin
 Guard Calvin Murphy

1980s

Forward Robert Reid
 Forward Ralph Sampson
 Center Hakeem Olajuwon
 Guard Rodney McCray
 Guard John Lucas Jr.

1990s

Forward Mario Elie
 Forward Robert Horry
 Center Hakeem Olajuwon
 Guard Clyde Drexler
 Guard Kenny Smith

2000s

Forward Shane Battier
 Forward Luis Scola
 Center Yao Ming
 Guard Tracy McGrady
 Guard Steve Francis



Dates & Deals

(Names in parentheses indicate players drafted)

1967

- Jan. 11 San Diego Rockets admitted as 12th NBA member.
- Mar. 29 **Jack McMahon** named general manager and head coach.
- May 1 In the 1967 expansion draft, the Rockets selected **John Barnhill** and **Johnny Green** (Baltimore), **Jim Barnett** and **Toby Kimball** (Boston), **Don Kojis** (Chicago), **Jon McGlocklin** and **Jim Ware** (Cincinnati), **Henry Finkel** and **John Block** (Los Angeles) and **Dave Gambee** (Philadelphia).

1968

- Jan. 11 Traded **Johnny Green** to Philadelphia for cash and 1968 4th round pick (**Darryl Jones**).
- May 6 In the 1968 expansion draft, the Milwaukee Bucks selected **Jon McGlocklin** and **Dave Gambee** from the Rockets and the Phoenix Suns took **John Barnhill**.
- June 18 **Pete Newell** named general manager.

1969

- Aug. 22 Traded **Henry Finkel** to Boston for cash.
- Dec. 10 **Alex Hannum** named head coach.

1970

- Apr. 15 Traded **Don Kojis** to Seattle for cash.
- May 11 In the 1970 expansion draft, the Portland Trail Blazers selected **Rick Adelman** and **Pat Riley** from the Rockets and the Cleveland Cavaliers took **Bobby Smith**.
- May 11 Traded **Jim Barnett** to Portland for **Larry Siegfried**.
- Sept. 10 Traded **Art Williams** to Boston for 1971 5th round pick (**Greg Nelson**).
- Dec. 9 Traded cash and 1971 3rd round pick (**Jackie Ridgle**) to Cleveland for **John Egan**.

1971

- May 14 **Tex Winter** named head coach.
- June 9 Traded 1973 2nd round pick (**Kevin Stacom**) to Chicago for **Dick Gibbs**.
- June 23 Rockets move from San Diego to Houston.
- July 30 Traded **Toby Kimball** to Milwaukee for cash.
- Sept. 12 Traded **John Block** to Milwaukee for **Dick Cunningham**.
- Nov. 9 Traded **Don Adams** and **Larry Siegfried** to Atlanta for **Jim Davis** and **John Vallely**.
- Dec. 9 Traded **Curtis Perry** and 1972 1st round pick (**Russell Lee**) to Milwaukee for **Greg Smith** and 1973 3rd round pick (**E.C. Coleman**).
- Dec. 10 Traded **Jim Davis** to Detroit for 1972 1st round pick (**Bob Nash**).

1972

- Apr. 8 Traded 1972 1st round pick (**Bob Nash**) to Phoenix for **Otto Moore**.
- May 1 **Ray Patterson** named President and General Manager.
- June 23 Traded **Elvin Hayes** to Baltimore for **Jack Marin**.
- Aug. 1 Traded **Stu Lantz** to Detroit for **Jimmy Walker**.
- Sept. 18 Traded cash to Seattle for **Zaid Abdul Aziz**.
- Sept. 19 Traded **Dick Cunningham** to Milwaukee for cash. Sent **John Gianelli** to New York for cash.
- Sept. 22 Traded cash and 1973 3rd round pick (**James Lister**) to Cleveland for **Steve Hawes**.
- Oct. 27 Traded **Greg Smith** to Portland for **Stan McKenzie**.
- Nov. 2 Traded **Dick Gibbs** to Kansas City for cash.

1973

- Jan. 21 **John Egan** named head coach.
- Oct. 29 Traded **Jimmy Walker** to Kansas City for **Matt Guokas**.
- Nov. 11 Traded **Otto Moore** to Kansas City for **Ron Riley**.
- Feb. 1 Traded **Matt Guokas** and **Jack Marin** to Buffalo for **Kevin Kunnert** and **Dave Wohl**.

1974

- May 20 In the 1974 expansion draft, the New Orleans Jazz selected **E.C. Coleman** from the Rockets.

1975

- Nov. 1 The Summit (Compaq Center) opens.
- Nov. 2 First Game in The Summit: Houston 104, Milwaukee 89; **Rudy Tomjanovich** scores 28 to lead the Rockets; 7,142 in attendance.
- Nov. 13 Traded **Steve Hawes** to Portland for **John Johnson**.

1976

- Apr. 20 **Tom Nissalke** named head coach.
- June 7 Traded **Joe Meriweather** and **Gus Bailey** to Atlanta for **Dwight Jones** and exchange of 1st round picks (**Armond Hill**), giving Rockets top pick of 1976 NBA Draft (**John Lucas**).
- Oct. 25 Traded 1977 1st round pick (**Wesley Cox**) and 1978 1st round pick (**Michael Ray Richardson**) and cash to Buffalo for **Moses Malone**.

1977

- Jan. 8 Traded **Dave Wohl** to New Jersey for cash and 1978 4th round pick (**Jackie Robinson**).
- June 9 Traded **John Johnson** to Boston for 1977 2nd round pick (**Larry Moffett**) and 1978 2nd round pick (**Buster Matheney**).
- Aug. 10 Traded **Tom Owens** to Portland for **Robin Jones**.
- Oct. 18 **John Johnson** returned by Commissioner Lawrence F. O'Brien with Rockets retaining Boston's 1977 and 1978 2nd round picks.
- Oct. 22 Traded **John Johnson** to Seattle for 1979 2nd round pick (**Paul Mokeski**) and 1980 2nd round pick (**Billy Williams**).
- Dec. 9 **Rudy Tomjanovich** suffers facial fracture at Los Angeles.
- Dec. 16 Traded 1978 2nd round pick (**Rick Wilson**) and 1979 2nd round pick (**Larry Wilson**) to Atlanta for **Ron Behagen**.
- Dec. 22 Traded **Ron Behagen** to Indiana for **Alonzo Bradley**.

1978

- June 9 **Kevin Kunnert** signed as free agent by Boston; Houston receives cash and 1981 2nd round pick (**Ed Turner**).
- June 17 Signed free agent **Rick Barry** from Golden State.
- July 26 Traded **C.J. Kupec** to Milwaukee for 1979 4th round (**Sammy Drummer**).
- Sept. 5 **John Lucas** and \$100,000 compensation to Golden State for **Rick Barry**.
- Sept. 21 Traded 1981 1st round pick (**Danny Schayes**) to New Orleans for **Slick Watts**.

1979

- May 25 Rockets purchased by partnership headed by **George J. Maloof**.
- June 7 **Del Harris** named head coach.
- July 16 Signed free agent **Tom Henderson** from

Washington; teams agree on 1980 1st round pick as compensation.
Oct. 12 Traded **Mike Newlin** to New Jersey for cash and 1980 2nd round pick (**John Stroud**).

1980

- Jan. 17** Traded **John Shumate**, 1980 3rd round pick (**Lavon Mercer**) and cash to San Antonio for **Billy Paulitz**.
May 28 In the 1980 expansion draft, the Dallas Mavericks selected **Alonzo Bradley** from the Rockets.
June 10 Traded 1982 2nd round pick (**Wayne Sappleton**) to Chicago for **Calvin Garrett**.
Sept. 12 **Rick Barry** retires after 14 pro seasons.
Oct. 7 Traded **Paul Mokeski** to Detroit for 1982 2nd round pick (**Richard Anderson**).
Nov. 29 **George J. Maloof**, 57, died in Albuquerque, NM.
Dec. 23 **Gavin P. Maloof**, 24, becomes president of the Rockets.

1981

- June 9** Traded 1981 2nd round pick (**Charles Davis**) and 1983 2nd round pick (**Sidney Lowe**) to Washington for **Elvin Hayes**.
Oct. 2 **Rudy Tomjanovich** retires after 11 seasons with Rockets.

1982

- Jan. 28** **Rudy Tomjanovich's** #45 is retired by the Rockets organization.
June 15 **Charlie Thomas** purchases the Rockets.
June 28 Traded 1982 2nd round pick (**Jeff Taylor**) to San Diego for **Joe Bryant**.
Aug. 25 NBA approves sale of Rockets to **Charlie Thomas**.
Sept. 15 Traded **Moses Malone** to Philadelphia for **Caldwell Jones** and Cleveland's 1983 1st round pick (**Rodney McCray**).
Oct. 1 **Robert Reid** retires after five seasons with Rockets.
Oct. 5 Traded 1984 2nd round pick (**Cory Blackwell**) to Seattle for **Wally Walker**.
Oct. 16 Traded free agent **Mike Dunleavy's** rights to San Antonio for 1983 2nd round pick (**Horace Owens**).
Oct. 18 Traded free agent **Bill Willoughby's** rights to San Antonio for 1985 2nd round pick (**Yvon Joseph**).
Nov. 12 Traded 1983 and 1985 2nd round draft picks (acquired from San Antonio for rights to **Mike Dunleavy** and **Bill Willoughby**) to New Jersey for **James Bailey**.

1983

- Apr. 22** **Del Harris** resigns as head coach.
May 19 Rockets call heads to win coin flip for top draft pick.
June 1 **Bill Fitch** named head coach.
June 28 Rockets select **Ralph Sampson** first in college draft, **Rodney McCray** third.
Aug. 30 Signed free agent **Lewis Lloyd**; Golden State receives 1985 2nd round pick (**Bobby Lee Hurt**).
Sept. 30 Signed free agent **Phil Ford**; Milwaukee received 1984 6th round pick (**McKinley Singleton**) and cash.
Oct. 17 **Robert Reid** returns after one year absence.

1984

- Mar. 17** **Calvin Murphy's** #23 is retired by the Rockets organization.
May 23 Rockets win coin flip (Portland calls tails) for top draft pick (**Hakeem Olajuwon**).
Aug. 11 Traded **Caldwell Jones** to Chicago for **Mitchell Wiggins**, 1985 2nd round pick (**Tyrone Corbin**) and 3rd round pick (**Michael Payne**).
Aug. 16 **Gary Bradley** of Austin purchases 20 percent interest in team.
Aug. 29 Traded 1985 3rd round pick (**Kenny Perry**) to L.A. Clippers for **Hank McDowell**.
Oct. 4 Traded **James Bailey** and 1985 2nd round pick (**Yvon Joseph**) to San Antonio for **John Lucas** and 1985 3rd round pick (**Sam Mitchell**).

1985

- Aug. 2** Traded 1987 3rd round pick (**Sean Couch**) to Indiana for **Granville Waiters**.

1986

- Oct. 9** Sign free agent **Richard Anderson**; Denver received 1988 3rd round pick (**Dwight Boyd**).
Oct. 23 Traded **Granville Waiters** to Chicago for 1989 2nd round pick (**Chucky Brown**).
Dec. 8 Traded 1989 2nd round pick (**Chucky Brown**) to Cleveland for **Dirk Minniefield**.

1987

- Jan. 17** Traded 1987 1st round pick (**Joe Wolf**) and 1989 3rd round pick to L.A. Clippers for **Cedric Maxwell**.
Oct. 9 Traded 1988 2nd round pick (**Keith Smart**) to Golden State for **Lester Conner**.
Nov. 5 Traded **Dave Feitl**, non-lottery 1st round pick (**Dana Barros**, 1989) and cash to Golden State for **Purvis Short**; Gave up rights to match an offer sheet given to free agent guard **Dirk Minniefield**.
Dec. 12 Traded **Ralph Sampson** and **Steve Harris** to Golden State for **Joe Barry Carroll**, **Eric Floyd** and cash, which marked the first time that the first picks in an NBA draft had been traded for each other (Carroll 1980, Sampson 1983).

1988

- June 6** **Bill Fitch** relieved as head coach.
June 13 **Don Chaney** named head coach.
June 23 In the 1988 expansion draft, the Miami Heat selected **Andre Turner** from the Rockets.
July 15 Traded **Robert Reid** and 1990 2nd round pick (**Steve Scheffler**) to Charlotte for **Bernard Thompson**.
July 19 Signed **Mike Woodson**, the Rockets first free agent signee under new collective bargaining agreement.
Aug. 1 **John Killilea** hired as assistant coach/player personnel.
Oct. 7 Traded **Cedric Maxwell** to Washington for **Jim Grandholm**.
Oct. 11 Traded **Rodney McCray** and **Jim Petersen** to Sacramento for **Otis Thorpe**.
Nov. 2 Traded **Joe Barry Carroll** and **Lester Conner** to New Jersey for **Tim McCormick**, **Frank Johnson**, **Tony Brown** and **Lorenzo Romar**.

1989

- Feb. 3** **Calvin Murphy** hired as assistant coach/shooting and community relations.
- June 15** In the 1989 expansion draft, the Orlando Magic selected **Frank Johnson** from the Rockets.
- July 11** Signed **Larry Smith**.
- Aug. 2** Signed **Adrian Caldwell** and **Byron Dinkins**.
- Aug. 15** Traded cash to San Antonio for **Anthony Bowie**.
- Aug. 17** Signed **John Lucas**, marking the fourth time he had signed with Rockets.
- Sept. 11** **Steve Patterson** named General Manager. **Ray Patterson** retains title of President.
- Sept. 21** Signed **Lewis Lloyd**.
- Sept. 25** Signed **Mitchell Wiggins**.
- Sept. 26** Signed **Chuck Nevitt**.

1990

- Feb. 21** Traded cash to San Antonio for **Vernon Maxwell**.
- Feb. 21** Traded **Derrick Chievous** to Cleveland for 1991 2nd round pick (**Zan Tabak**), 1992 2nd round pick (**Curtis Blair**), and 1993 2nd round pick from Boston via New Jersey (**Richard Petruska**).
- Feb. 27** Signed **Lewis Lloyd** to 10-day contract.
- Mar. 9** Signed **Lewis Lloyd** to a second 10-day contract.
- Mar. 20** Signed **Lewis Lloyd** for remainder of season.
- June 27** Traded **Alec Kessler** to Miami for rights to **Dave Jamerson** (No. 15, 1st Round) and **Carl Herrera** (No. 30, 2nd Round).
- July 2** Re-signed **Eric Floyd**.
- Aug. 29** **Ray Patterson** retires as President.
- Sept. 1** **E.C. "Ed" Schmidt** named fourth president in franchise history.
- Sept. 27** Traded **Tim McCormick** and **John Lucas** to Atlanta for **Kenny Smith** and **Roy Marble**.
- Oct. 11** Signed **Dave Jamerson**.

1991

- May 23** **Don Chaney** named NBA Coach of the Year; signs multi-year contract.
- June 26** Traded **Keith Hughes** to Cleveland in exchange for a 1996 2nd round pick and cash.
- July 1** Tendered qualifying offers to restricted free agents **Kenny Smith**, **David Wood**, **Matt Bullard** and **Kennard Winchester**; did not make a qualifying offer to **Dave Feitl**.
- July 17** Assistant coaches **Carroll Dawson**, **Rudy Tomjanovich** and **John Killilea** signed to multi year extensions.
- Aug. 23** Waived **Adrian Caldwell** for purpose of allowing him to sign with Cantu of Italian A1 League; he had reached an agreement with the Rockets to be released from the final year of his two-year contract.
- Sept. 3** Signed **John Turner**.
- Oct. 2** Signed **Carl Herrera**.
- Oct. 11** Signed **Vernon Maxwell** to contract extension; also signed **Tree Rollins** and **Matt Bullard**.
- Oct. 23** Re-signed **Kenny Smith**.

1992

- Feb. 18** **Don Chaney** relieved as head coach; **Rudy Tomjanovich** promoted to interim head coach.
- Feb. 23** **Bill Berry** hired as assistant coach.
- Mar. 23** Placed **Hakeem Olajuwon** on suspended list.
- Mar. 31** Activated **Hakeem Olajuwon** from suspended list.
- May 20** **Rudy Tomjanovich** named head coach; **Carroll Dawson** and **Bill Berry** retained as assistants.

- June 15** **Joe Ash** hired as scout and **Jim Boylen** hired as video coordinator.
- July 1** Tendered qualifying offers to restricted free agents **Matt Bullard**, **Carl Herrera**, **Avery Johnson** and **David Wood**; did not extend qualifying offer to **Buck Johnson**; **Tree Rollins**, **Larry Smith** and **Buck Johnson** each became an unrestricted free agent.
- July 2** Traded two future 2nd round picks (1993, 1996) to Orlando for **Greg Kite**.
- July 20** Signed **Robert Horry**.
- July 20** July 2 trade between Houston and Orlando rescinded due to **Greg Kite's** failure to pass Rockets physical.
- Aug. 21** Waived **John Turner** for purpose of allowing him to sign with Spain's CAI Zaragoza.
- Sept. 25** Traded 1995 2nd round pick to Minnesota for **Scott Brooks**.
- Oct. 5** Traded **David Wood** to San Antonio for a 1995 2nd round pick.

1993

- Mar. 15** **Hakeem Olajuwon** signed to a contract extension.
- June 30** Selected **Sam Cassell** with 24th pick, **Richard Petruska** with 46th pick and **Marcelo Nicola** with 50th pick in 1993 NBA Draft. Acquired draft rights to **Eric Riley** from Dallas for draft rights to **Ron "Popeye" Jones**.
- July 30** **Leslie L. Alexander** purchases franchise from **Charlie Thomas**.
- Aug. 2** Waived **Eric Floyd**. Acquired **Mario Elie** from Portland for a 1995 2nd round pick the Rockets acquired from San Antonio for **David Wood** on Oct. 5, 1992.
- Aug. 17** Signed **Sam Cassell**, **Richard Petruska** and **Eric Riley**.
- Aug. 30** **Tom Leiweke** named President of franchise; **Steve Patterson** relieved of duties as General Manager.
- Sept. 16** **Larry Smith** hired as assistant coach.
- Oct. 7** Signed **Ashraf Amaya** and **Scott Meents**.
- Nov. 1** Waived **Dave Jamerson**.
- Nov. 2** Waived **Ashraf Amaya** and **Scott Meents**.
- Nov. 10** Head Coach **Rudy Tomjanovich** signed to a contract extension.

1994

- Jan. 31** **Tod Leiweke** resigns as President; **John Thomas** promoted to Executive Vice President of Business Operations.
- Feb. 4** Acquired **Sean Elliott** from Detroit for **Robert Horry**, **Matt Bullard** and future considerations.
- Feb. 6** Trade of Feb. 4 nullified due to **Sean Elliott's** not passing Rockets physical.
- Apr. 1** Signed **Larry Robinson** to 10-day contract.
- Apr. 12** Signed **Larry Robinson** to a second 10-day contract.
- Apr. 19** Signed **Chris Jent** for the remainder of season.
- Apr. 21** Signed **Earl Cureton** and **Larry Robinson** for the rest of the season.
- Apr. 29** **Bob Weinbauer** hired as Vice President of Basketball Operations.
- June 22** **Rockets win first NBA Championship with 90-84 win over the New York Knicks in Game Seven of the NBA Finals**.
- June 29** Selected **Albert Burditt** in the 1994 NBA Draft.
- July 20** Signed 1991 2nd round pick **Zan Tabak**.
- Sept. 20** Signed **Adrian Caldwell**.
- Sept. 21** Signed **Tim Breaux** and **Larry Robinson**.
- Oct. 4** Signed **Mario Elie** to a multi-year contract extension. Tendered a qualifying offer to **Chris Jent**.

Dates & Deals

Oct. 14 Waived **Albert Burditt** and **Larry Robinson**.
 Nov. 29 Waived **Adrian Caldwell**. Signed **Pete Chilcutt**.
 Dec. 1 Waived **Chris Jent**.
 Dec. 12 Waived **Eric Riley**.

1995

Feb. 1 Signed **Chucky Brown** to 10-day contract.
 Feb. 14 Signed **Chucky Brown** to a second 10-day contract. Acquired **Clyde Drexler** and **Tracy Murray** from the Portland Trail Blazers in exchange for **Otis Thorpe** and the 1993 2nd round draft rights of **Marcelo Nicola**.
 Feb. 23 Acquired **Morlon Wiley** and a 1995 2nd round pick from the Dallas Mavericks in exchange for **Scott Brooks**.
 Feb. 24 Signed **Chucky Brown** for the remainder of the season. Waived **Morlon Wiley**.
 Mar. 2 Signed **Charles Jones** to 10-day contract.
 Apr. 22 Signed **Charles Jones** for the remainder of the season.
 June 14 *Rockets win second consecutive NBA Championship with 113-101 win over the Orlando Magic in Game Four of the NBA Finals.*
 June 25 In the 1995 expansion draft, the Toronto Raptors selected **Zan Tabak** from the Rockets.
 June 28 Selected **Erik Meek** with the 41st pick of the 1995 NBA Draft.
 Sept. 25 Signed **Eldridge Recasner**.
 Sept. 27 Signed **Pete Chilcutt** to a contract extension.
 Sept. 29 Signed **Mark Bryant**.
 Oct. 3 Signed **Chucky Brown** and **Charles Jones** to multi-year contract extensions.
 Oct. 5 Signed **Ricky Blanton**, **Alvin Heggis**, **Tony Watson** and **Tremaine Wingfield**.
 Oct. 13 Waived **Tony Watson** and **Tremaine Wingfield**.
 Oct. 16 Waived **Ricky Blanton**.
 Nov. 19 Waived **Alvin Heggis**.
 Nov. 27 Signed **Clyde Drexler** to a contract extension.

1996

Jan. 11 Signed Head Coach **Rudy Tomjanovich** to a multi-year contract extension.
 Jan. 20 Signed **Henry James** to 10-day contract.
 Jan. 30 Signed **Henry James** to a second 10-day contract.
 Feb. 12 Signed **Sam Mack** to 10-day contract.
 Feb. 22 Signed **Sam Mack** to a second 10-day contract.
 Signed **Jaren Jackson** to 10-day contract.
 Mar. 3 Signed **Sam Mack** for the remainder of the season. Signed **Jaren Jackson** to a second 10-day contract.
 Mar. 5 Signed **Melvin Booker** to 10-day contract.
 Mar. 13 Signed **Tracy Moore** to 10-day contract.
 Mar. 15 Signed **Melvin Booker** to a second 10-day contract.
 Mar. 23 Signed **Tracy Moore** to a second 10-day contract.
 Mar. 27 Signed **Melvin Booker** for the remainder of the season.
 Apr. 3 Signed **Tracy Moore** for the remainder of the season.
 June 19 Traded **Pete Chilcutt**, **Tim Breaux**, two 1996 picks and a 1997 pick to the Vancouver Grizzlies for two 1996 draft picks and one 1997 pick.
 June 26 Selected **Othella Harrington** with 30th pick, **Randy Livingston** with 42nd pick and **Terrell Bell** with the 50th pick of the 1996 NBA Draft.
 June 28 Signed **Emanuel Davis**.

July 15 Signed **Hakeem Olajuwon** to a contract extension.
 July 16 Signed **Brent Price**. Renounced the rights to **Melvin Booker**, **Earl Cureton**, **Eldridge Recasner** and **Kenny Smith**.
 July 26 **Robert Barr** promoted to Senior Executive Vice President of Basketball Affairs. **Carroll Dawson** promoted to Executive Vice President of Basketball. **Jim Boylen** promoted to Assistant Coach. **Mike Wells** promoted to Video Coordinator.
 Aug. 13 Re-signed **Mario Elie**.
 Aug. 19 Traded **Chucky Brown**, **Mark Bryant**, **Sam Cassell** and **Robert Horry** to the Phoenix Suns for **Charles Barkley** and a 2nd round pick in the 1999 NBA Draft.
 Signed **Kevin Willis**.
 Aug. 28 Re-signed **Charles Jones**, **Sam Mack** and **Tracy Moore**.
 Aug. 30 **Bob Weinbauer** resigns as Vice President of Basketball Operations.
 Oct. 1 Signed **Matt Bullard**, **Matt Maloney**, **Joe Stephens**, **Othella Harrington**, **Randy Livingston** and **Terrell Bell**.
 Oct. 30 Waived **Terrell Bell** and **Joe Stephens**.
 Nov. 27 Signed **Elmer Bennett**.
 Dec. 23 Waived **Elmer Bennett**.

1997

Feb. 12 Signed **Joe Stephens** to 10-day contract.
 Feb. 20 NBA voided **Joe Stephens'** 10-day contract due to the league's agreement with FIBA.
 Mar. 1 Signed **Sedale Threatt** for the remainder of the season. Waived **Tracy Moore**.
 Mar. 3 Signed **Eddie Johnson** for the remainder of the season.
 June 25 Selected **Rodrick Rhodes** with the 24th pick and **Serge Zwikker** with the 30th pick of the 1997 NBA Draft.
 July 2 Re-signed **Emanuel Davis**.
 July 10 Signed **Rodrick Rhodes** and **Serge Zwikker**.
 July 23 Re-signed **Othella Harrington**.
 July 26 Signed **Joe Stephens**.
 Aug. 1 Signed Head Coach **Rudy Tomjanovich** to a contract extension.
 Aug. 12 Re-signed **Eddie Johnson**.
 Aug. 15 Re-signed **Matt Maloney**.
 Sept. 8 Re-signed **Matt Bullard**.
 Oct. 1 Re-signed **Sam Mack**. Signed **Doug Brandt**. Renounced the rights to **Sedale Threatt**.
 Oct. 2 Re-signed **Randy Livingston**.
 Oct. 28 Waived **Doug Brandt**. Acquired a 2nd round pick for the 1999 or 2000 NBA Draft from Vancouver in exchange for **Sam Mack**.
 Oct. 30 Waived **Randy Livingston**.
 Nov. 25 Signed **Charles Jones**.

1998

Mar. 18 **Clyde Drexler** announces that he will retire at the conclusion of the 1997-98 season to assume the head basketball coaching position at the University of Houston.
 Apr. 19 **Moses Malone's** #24 is retired by the Rockets organization.
 June 9 Traded **Kevin Willis** to the Toronto Raptors for **Roy Rogers** and two first round picks in the 1998 NBA Draft.
 June 24 Selected **Michael Dickerson** with the 14th pick, **Bryce Drew** with the 16th pick, **Mirsad Turkcan** with the 18th pick and **Cuttino Mobley** with the 41st pick of the 1998 NBA Draft.
 Sept. 29 **George Postolos** hired as chief operating officer.

1999

- Jan. 22** Re-signed **Charles Barkley**. Traded the draft rights for **Mirsad Turkcan** to the Philadelphia 76ers for a conditional 1st round draft pick. Traded **Roy Rogers** and a 2nd round pick in the 1999 NBA Draft to the Chicago Bulls for **Scottie Pippen**. Renounced the rights to **Emanuel Davis**, **Mario Elie**, **Charles Jones**, **Joe Stephens** and **Serge Zwikker**.
- Jan. 23** Re-signed **Matt Bullard**, **Othella Harrington**, **Eddie Johnson** and **Matt Maloney**. Signed free agents **Antoine Carr**, **John Coker** and **Anthony "Pig" Miller**.
- Jan. 23** Signed **Michael Dickerson**, **Bryce Drew** and **Cuttino Mobley**.
- Feb. 5** Signed **Stanley Roberts**.
- Feb. 16** Waived **John Coker**.
- Feb. 18** Rockets Head Coach **Rudy Tomjanovich** named head coach of the USA Basketball Team, which will participate in the 1999 qualification tournament for the 2000 Olympic Games.
- Mar. 11** Traded **Rodrick Rhodes** to the Vancouver Grizzlies for **Sam Mack**.
- June 30** Selected **Kenny Thomas** with the 22nd pick, **Tyrone Washington** with the 44th pick and **Venson Hamilton** with the 50th pick of the 1999 NBA Draft.
- Aug. 11** **Robert Barr** resigns his post as Sr. Executive Vice-President of Basketball Affairs.
- Aug. 13** Signed **Kenny Thomas**.
- Aug. 27** Acquired the draft rights to **Steve Francis** along with **Tony Massenburg** from Vancouver and **Don MacLean** and a future 1st round pick from Orlando in a three-way, 11-player trade. In exchange for the players and draft pick, the Rockets traded **Antoine Carr**, **Michael Dickerson**, **Othella Harrington**, **Brent Price** and a future 1st round pick to Vancouver while Orlando acquired **Lee Mayberry**, **Makhtar Ndiaye**, **Rodrick Rhodes** and **Michael Smith** from Vancouver. The Grizzlies also received a future 2nd round pick from Orlando.
- Sept. 1** Signed **Steve Francis**.
- Sept. 2** Signed **Thomas Hamilton**.
- Sept. 29** Signed **Shandon Anderson**.
- Oct. 2** Traded **Scottie Pippen** to the Portland Trail Blazers for **Stacey Augmon**, **Kelvin Cato**, **Ed Gray**, **Carlos Rogers**, **Brian Shaw** and **Walt Williams**.
- Oct. 4** Re-signed **Charles Barkley**. Waived **Eddie Johnson**. **Mike Wells** promoted to Assistant Coach. **Dennis Lindsey** promoted to Director of Player Personnel.
- Oct. 5** Waived **Ed Gray** and **Brian Shaw**.
- Oct. 12** Waived **Stacey Augmon**.
- Oct. 24** **Charles Barkley** announces that he will retire at the conclusion of the 1999-2000 season.
- Oct. 28** Signed **Kelvin Cato** to a contract extension.
- Nov. 1** Waived **Matt Maloney** and **Don MacLean**.
- Dec. 10** Signed **Devin Gray**.

2000

- Jan. 5** Waived **Devin Gray**.
- Jan. 6** Signed **Anthony "Pig" Miller** to 10-day contract.
- Jan. 7** Signed **Devin Gray** to 10-day contract.
- Jan. 13** Signed **Bill Curley** to a 10-day contract.
- Jan. 16** Signed **Anthony "Pig" Miller** to a second 10-day contract.

- Jan. 17** Signed **Devin Gray** to a second 10-day contract.
- Jan. 23** Signed **Bill Curley** to a second 10-day contract.
- Jan. 26** Signed **Anthony "Pig" Miller** for the remainder of the season.
- Jan. 27** Signed **Devin Gray** for the remainder of the season.
- Feb. 3** **Clyde Drexler's** #22 is retired by the Rockets organization.
- Feb. 8** Signed **Martyn "Moochie" Norris** to 10-day contract.
- Feb. 18** Signed **Martyn "Moochie" Norris** to a second 10-day contract.
- Feb. 28** Signed **Martyn "Moochie" Norris** for the remainder of the season.
- March 4** Signed Head Coach **Rudy Tomjanovich** to a contract extension.
- June 28** Selected **Joel Przybilla** with 9th pick and **Eduardo Najera** with the 38th pick in the 2000 NBA Draft. Acquired draft rights to **Jason Collier** (15th pick) and a future 1st round pick from Milwaukee for draft rights to **Joel Przybilla**. Acquired draft rights to **Dan Langhi** (31st pick) from Dallas for draft rights to **Eduardo Najera** and a future 2nd round pick.
- July 17** Signed **Jason Collier** and **Dan Langhi**.
- Aug. 2** Re-signed **Cuttino Mobley**.
- Aug. 25** Signed **Maurice Taylor**.
- Sept. 28** Acquired a conditional future 1st round pick or two future 2nd round picks from Chicago in exchange for **Bryce Drew**.
- Oct. 2** Signed **Stais Boseman**, **Lorenzo Johnson** and **Rayford Young**.
- Oct. 15** Waived **Lorenzo Johnson** and **Rayford Young**.
- Oct. 30** Waived **Stais Boseman**.
- Dec. 1** Signed General Manager **Carroll Dawson** to a multi-year contract extension.
- Dec. 8** Signed **Anthony "Pig" Miller**.
- Dec. 28** Waived **Anthony "Pig" Miller**.

2001

- Feb. 28** Signed **Sean Colson** to 10-day contract.
- Mar. 10** Signed **Sean Colson** to a second 10-day contract.
- Mar. 20** Signed **Sean Colson** for the remainder of the season.
- June 2** Traded the 22nd pick in the 2001 NBA Draft to Orlando in exchange for the 23rd pick. In accordance with the guidelines in the trade agreement, the Magic will accept the 18th pick in the draft from Phoenix and convey it to Houston.
- June 27** Selected **Richard Jefferson** (13th pick), **Jason Collins** (18th pick) and **Brandon Armstrong** (23rd pick) in the 2001 NBA Draft. Acquired draft rights to **Eddie Griffin** (7th pick) from New Jersey for draft rights to **Jefferson**, **Collins** and **Armstrong**. Acquired draft rights to **Terence Morris** (34th pick) from Atlanta for a future 1st round pick.
- July 2** Did not exercise team option on **Carlos Rogers**. In addition, **Shandon Anderson** and **Maurice Taylor** decided not to exercise player options on their contracts.
- Aug. 2** Acquired a future 1st round draft pick (**Bostjan Nachbar**) and a future 2nd round draft pick (**Tito Maddox**) from Toronto in exchange for **Hakeem Olajuwon**.

Aug. 10 Acquired **Glen Rice** from the New York Knicks and the draft rights to **Kyle Hill** from the Dallas Mavericks in exchange for **Shandon Anderson**. As part of the deal, the New York Knicks receive Anderson from Houston and **Howard Easley** from Dallas, while the Mavericks acquire **Tyrone "Muggsy" Bogues**.

Aug. 17 Finalized the trade for **Glen Rice**, with the Rockets receiving future considerations from both Dallas and New York.

Sept. 7 Exercised option on fourth year of **Steve Francis'** contract. Signed **Terence Morris**.

Sept. 10 Signed **Oscar Torres**.

Sept. 19 Signed **Eddie Griffin**. Promoted **Melvin Hunt** and **Dean Cooper** to assistant coaches.

Sept. 26 Exercised the option on the fourth year of **Kenny Thomas'** contract. Signed **Tierre Brown** and **Ike Nwankwo**.

Sept. 27 Signed **Darren Kelly**.

Sept. 29 Signed **Marc Jackson** to an offer sheet, which was later matched by Golden State. Signed **Damon Jones**.

Oct. 1 Re-signed guard **Martyn "Moochie" Norris**.

Oct. 22 Acquired **Kevin Willis** for the team's 2002 2nd round pick in a three-team trade with Denver and Milwaukee. As part of the deal, Denver received **Scott Williams** and a future 1st round draft pick from Milwaukee, while Milwaukee acquired **Aleksandar Radojevic** from Denver and Houston's draft pick.

Oct. 25 Waived **Damon Jones**, **Darren Kelly** and **Ike Nwankwo**.

2002

May 19 With **Steve Francis** serving as the team representative, the Rockets won the 2002 NBA Draft Lottery, earning the right to pick first in the 2002 NBA Draft.

June 26 Selected **Yao Ming** (1st pick), **Bostjan Nachbar** (15th pick) and **Tito Maddox** (38th pick) in the 2002 NBA Draft.

June 29 Did not exercise team option on **Oscar Torres**.

July 11 Signed **Bostjan Nachbar**.

Aug. 26 Signed **Steve Francis** to a contract extension.

Sept. 12 Signed **Tito Maddox**.

Sept. 25 Signed **Steve Goodrich** and **Pete Miceal**.

Sept. 26 Signed **Tierre Brown** and **Oscar Torres**.

Sept. 30 Signed **Juaquin Hawkins** and **Sonny Watson**.

Oct. 1 Signed **Brandon Kurtz**.

Oct. 16 Waived **Brandon Kurtz** and **Sonny Watson**.

Oct. 21 Signed **Yao Ming**.

Oct. 24 Waived **Oscar Torres** and **Steve Goodrich**.

Oct. 25 Promoted **Keith Jones** and **Dennis Lindsey** to Vice Presidents of Basketball Operations.

Oct. 28 Waived **Tierre Brown**.

Nov. 9 **Hakeem Olajuwon's** #34 is retired by the Rockets organization.

Dec. 18 Acquired **James Posey** in a three-team trade with the Denver Nuggets and the Philadelphia 76ers. As part of the deal, the Nuggets received **Mark Bryant**, **Art Long**, and a future 1st round pick from Philadelphia and a future 2nd round pick from Houston, while the 76ers received **Kenny Thomas** from Houston.

2003

Jan. 8 Waived **Pete Miceal**.

Mar. 16 **Rudy Tomjanovich** announced a leave of absence as head coach of the team due to bladder cancer, as assistant coach **Larry Smith** coached the Rockets for the final 17 games of the season.

May 23 **Rudy Tomjanovich** resigned as head coach.

June 11 **Jeff Van Gundy** hired as head coach.

June 26 Selected **Malick Badiane** with the 44th pick in the 2003 NBA Draft.

June 31 Extended qualifying offer to restricted free agent **James Posey** (who later signed with Memphis). Elected not to exercise the team options on **Tito Maddox** and **Terence Morris**.

July 2 Signed **Steve Clifford**, **Andy Greer**, **Tom Thibodeau** and **Patrick Ewing** hired as assistant coaches.

July 26 Signed **Eric Piatkowski**.

Aug. 7 Signed **Adrian Griffin**.

Sept. 8 Signed **Torrave Braggs**, **Ben Davis**, **Gabe Muoneke**, **Alex Scales** and **Mike Wilks**.

Sept. 17 Signed **Peter Cornell**.

Sept. 29 Signed **Melvin Sanders** and **Guy Rucker**.

Sept. 30 Acquired **John Amaechi** and a future 2nd round pick from Utah in exchange for **Glen Rice**, future considerations and cash.

Sept. 30 Waived **Melvin Sanders** and **Guy Rucker**. Signed **Jim Jackson**.

Oct. 16 Suspended **Eddie Griffin**.

Oct. 16 Signed **Anthony "Pig" Miller**.

Oct. 17 Waived **Peter Cornell** and **Jameel Watkins**.

Oct. 23 Waived **Anthony "Pig" Miller**, **Gabe Muoneke** and **Alex Scales**.

Oct. 27 Placed **Ben Davis** (knee surgery), **Adrian Griffin** (knee surgery) and **Eric Piatkowski** (left ankle sprain) on the injured list.

Oct. 27 Placed **Eddie Griffin** on suspended list.

Oct. 28 Signed **Scott Padgett**.

Oct. 30 Played the first regular season game in Toyota Center (102-85 win vs. Denver).

Nov. 9 Signed **Alton Ford**.

Nov. 19 Waived **Alton Ford**.

Nov. 23 Waived **Torrave Braggs**.

Nov. 23 Signed **Alton Ford**.

Nov. 24 Activated **Eric Piatkowski**.

Nov. 24 Placed **Mike Wilks** (right shoulder contusion) on the injured list.

Dec. 11 Waived **Ben Davis**.

Dec. 19 Waived **Eddie Griffin**.

Dec. 23 Activated **Mike Wilks**.

Dec. 23 Placed **John Amaechi** (viral infection/food poisoning) on the injured list.

Dec. 30 Acquired **Clarence Weatherspoon** from New York in exchange for **John Amaechi** and **Martyn "Moochie" Norris**.

2004

Jan. 7 Waived **Alton Ford**.

Jan. 15 Signed **Mark Jackson**.

Feb. 2 Suspended **Steve Francis** for one game.

Feb. 4 Activated **Adrian Griffin**.

Feb. 4 Placed **Mike Wilks** (right foot plantar fasciitis) on the injured list.

Mar. 18 Signed **Charles Oakley** to 10-day contract.

Mar. 18 Placed **Kelvin Cato** (left shoulder sprain) on the injured list.

Mar. 26 Activated **Mike Wilks**.

Mar. 26 Placed **Adrian Griffin** (right knee chondromalacia) on the injured list.

Mar. 28 Signed **Charles Oakley** to a second 10-day contract.

Apr. 6 Waived **Charles Oakley**.

June 24 Signed **Luis Flores** with 55th pick in the 2004 NBA Draft. Acquired draft rights to **Vassilis Spanoulis** (50th pick) from Dallas for draft rights to **Luis Flores**.

June 29 Acquired **Tracy McGrady**, **Juwan Howard**, **Tyronn Lue** and **Reece Gaines** from Orlando for **Steve Francis**, **Cuttino Mobley** and **Kelvin Cato**.

Aug. 9 Signed **Charlie Ward** and **Bob Sura**.
Sept. 1 Signed **Scott Padgett**.
Sept. 8 Acquired **Dikembe Mutombo** from Chicago for **Adrian Griffin**, **Eric Platkowski** and **Mike Wilks**.
Sept. 16 Exercised the option on the fourth year of **Yao Ming's** contract.
Sept. 29 Signed **Ryan Bowen**.
Sept. 30 Signed **David Hawkins**, **Brooks Sales** and **Derrick Zimmerman**.
Oct. 25 Waived **Brooks Sales**.
Oct. 28 Waived **Derrick Zimmerman**. Signed **Andre Barrett**.
Nov. 1 Waived **David Hawkins**. Placed **Andre Barrett** (left hamstring strain), **Reece Gaines** (left foot, plantar fasciitis) and **Bob Sura** (herniated disc) on the injured list.
Nov. 23 Activated **Andre Barrett**. Placed **Ryan Bowen** (left knee tendinitis) on the injured list.
Nov. 27 Activated **Bob Sura**. Placed **Charlie Ward** (bruised right knee) on the injured list.
Dec. 2 Activated **Reece Gaines**. Placed **Tyronn Lue** (sore right knee) on the injured list.
Dec. 4 Activated **Ryan Bowen**. Placed **Bostjan Nachbar** (plantar fasciitis, left foot) on the injured list.
Dec. 15 Activated **Tyronn Lue**. Placed **Reece Gaines** (left ankle tendinitis) on the injured list.
Dec. 22 Activated **Charlie Ward**. Placed **Andre Barrett** (left patellar tendinitis) on the injured list. Activated **Bostjan Nachbar**. Placed **Ryan Bowen** (left hip contusion) on the injured list.
Dec. 23 Acquired **Jon Barry** from the Atlanta Hawks in exchange for **Tyronn Lue**.
Dec. 26 Activated **Reece Gaines**. Placed **Charlie Ward** (right knee contusion) on the injured list.
Dec. 27 Acquired **David Wesley** from the New Orleans Hornets in exchange for **Jim Jackson** and **Bostjan Nachbar**.

2005

Jan. 2 Activated **Andre Barrett** and **Ryan Bowen**. Placed **Clarence Weatherspoon** (right calf strain) on the injured list.
Jan. 16 Placed **Reece Gaines** (left ankle tendinitis) on the injured list. Signed **Brandin Knight** to 10-day contract.
Jan. 18 Activated **Clarence Weatherspoon**. Placed **Maurice Taylor** (flu) on the injured list.
Jan. 19 Signed **Rod Strickland**. Released **Brandin Knight**.
Feb. 24 Waived **Rod Strickland**.
Feb. 24 Placed **Bob Sura** (inflammation of scar tissue surrounding the vertebrae) and **Andre Barrett** (left ankle sprain) on the injured list.
Feb. 24 Acquired **Mike James** and **Zendon Hamilton** from the Milwaukee Bucks in exchange for **Reece Gaines** and two future second-round draft picks.
Feb. 24 Acquired **Vin Baker** and **Martyn "Moochie" Norris** from the New York Knicks in exchange for **Maurice Taylor**.
Feb. 24 Waived **Zendon Hamilton**.
Mar. 11 Activated **Bob Sura**. Placed **"Moochie" Norris** (left foot plantar fasciitis) on the injured list.
Mar. 19 Waived **Andre Barrett**. Signed **Torraye Braggs**.
Mar. 19 Placed **Juwan Howard** (right knee sprain) on the injured list.
June 28 Selected **Luther Head** with the 24th overall

pick of the 2005 NBA Draft.
July 1 Signed **Luther Head**.
Aug. 2 Signed free agent **Stromile Swift**.
Aug. 5 Re-signed free agent **Ryan Bowen**.
Aug. 11 Re-signed free agent **Jon Barry**.
Aug. 15 Designated **Clarence Weatherspoon** for the amnesty (waiver) provision under NBA's new collective bargaining agreement. The provision allowed a team to remove a player's contract amount from the team's salary cap for purposes of calculating the luxury tax.
Aug. 23 Signed free agent **Derek Anderson**.
Aug. 26 Re-signed free agent **Dikembe Mutombo**.
Sept. 1 Signed **Yao Ming** to a multi-year contract extension.
Sept. 8 Signed free agent forward **Lonny Baxter**.
Sept. 29 **Bob Sura** underwent a successful arthroscopic procedure to remove loose particles in his right knee.
Oct. 3 Signed free agents **Dion Glover**, **Chuck Hayes** and **Keith Langford**.
Oct. 4 Acquired **Rafa Alston** from the Toronto Raptors in exchange for **Mike James**.
Oct. 7 Waived forward **Vin Baker**.
Oct. 12 Waived **Charlie Ward**.
Oct. 25 Waived **Chuck Hayes** and **Keith Langford**.
Oct. 28 Hired **Charlie Ward** as Assistant Coach/Player Development.
Nov. 22 **Bob Sura** underwent surgery to repair a ruptured disc in his back. Announced **Dion Glover** underwent knee surgery to repair a boney defect in his right knee.
Dec. 5 Waived **Dion Glover**.
Dec. 10 Signed **Stephen Graham**.
Dec. 19 **Yao Ming** underwent successful surgery to clean out an infection in his left big toe for a condition known as osteomyelitis, which is a common inflammation of the bone caused by bacteria.
Dec. 29 Signed free agent **Josh Davis** and waived **Stephen Graham**. After receiving a special exception from the NBA due to injuries, team signed **John Lucas III**.

2006

Jan. 4 Waived **Josh Davis** and **John Lucas III**.
Jan. 8 Re-signed **John Lucas III** to 10-day contract.
Jan. 18 Signed **John Lucas III** to a second 10-day contract. After receiving another special exception from the NBA due to injuries, the Rockets also re-signed **Chuck Hayes** to 10-day contract.
Jan. 28 Signed **Chuck Hayes** for the remainder of the season. In addition, Houston's second 10-day contract for **John Lucas III** expired.
Feb. 9 Acquired **Keith Bogans** from the Charlotte Bobcats in exchange for **Lonny Baxter**.
Feb. 13 Acquired **Maciej Lampe** from the New Orleans/Oklahoma City Hornets in exchange for **"Moochie" Norris**.
Feb. 23 Acquired **Gerald Fitch** from the Miami Heat in exchange for **Derek Anderson**.
Mar. 1 Waived **Jon Barry**.
Mar. 2 Claimed **Rick Brunson** off waivers from the Seattle SuperSonics.
Mar. 6 Assigned **Gerald Fitch** to the Austin Toros of the NBA D-League.
Mar. 13 Recalled and subsequently waived **Gerald Fitch** from the Austin Toros of the NBA D-League.
Mar. 20 Claimed **Richie Frahm** off waivers from the Minnesota Timberwolves.
Apr. 3 Named **Daryl Morey** as the team's Assistant General Manager, and will assume the General Manager position after the 2006-07 season.

- Apr. 14** **Yao Ming** underwent successful surgery to repair a clean break of the fifth metatarsal bone in his left foot.
- Apr. 28** Agreed to a multi-year contract extension with Rockets Vice President of Basketball Operations/Player Personnel **Dennis Lindsey**.
- May 30** Announced that Rockets President & CEO **George Postolos** would resign effective June 30 to found The Postolos Group, a merchant firm focused on investment opportunities in the sports and entertainment field.
- June 13** Picked up the option on the contract of **Chuck Hayes**.
- June 28** Selected Connecticut forward **Rudy Gay** with the eighth overall selection in the 2006 NBA Draft. Added Marquette forward **Steve Novak** in the second round with the 32nd overall pick, which was previously acquired from the New York Knicks. Acquired the draft rights to forward **Lior Eliyahu** from the Orlando Magic for cash considerations. The Magic selected Eliyahu with 44th overall selection, which was a pick acquired by Orlando from the Milwaukee Bucks.
- July 12** Acquired **Shane Battier** from the Memphis Grizzlies in exchange for **Stromile Swift** and the draft rights to **Rudy Gay**.
- July 14** Acquired **Kirk Snyder** from the New Orleans/Oklahoma City Hornets in exchange for cash and future draft considerations.
- July 19** Signed Greek guard **Vassilis Spanoulis** to a multi-year contract.
- July 26** Signed second-round draft pick **Steve Novak** to a multi-year contract.
- July 28** Signed free agent **John Lucas III** to a multi-year contract.
- Aug. 4** Signed free agent **Kelenna Azubuike**.
- Aug. 30** Assistant Coach **Patrick Ewing** announced his resignation from the team's coaching staff, citing a desire to spend more time with his family as a primary reason for his decision.
- Sept. 5** Added free agents **Casey Jacobsen** and **Matt Haryasz**.
- Oct. 2** Signed free agents **Scott Padgett** and **Bonzi Wells**.
- Oct. 9** **Yao Ming** had the nail removed from his left big toe.
- Oct. 19** Released **Matt Haryasz**.
- Oct. 24** Waived **Kelenna Azubuike**.
- Oct. 27** Waived **Ryan Bowen** and **Casey Jacobsen**. Picked up the options on the contracts of **Luther Head** and **Kirk Snyder**.
- Oct. 30** Houston Rockets Owner **Leslie Alexander** named **Tad Brown** as CEO of the Houston Rockets and Clutch City Sports & Entertainment.
- Nov. 21** **Kirk Snyder** underwent a successful surgical procedure to repair a spiral fracture of the second metacarpal bone in his right hand.

2007

- Feb. 13** Acquired **Jake Tsakalidis** from the Memphis Grizzlies in exchange for **Scott Padgett**.
- Apr. 16** **Carroll Dawson** was honored by Owner **Leslie Alexander** with "Carroll Dawson Tribute Night," where a banner bearing his name was hung from the rafters of Toyota Center in honor of Dawson's 27 seasons with the Rockets organization as General Manager and as an assistant coach.
- May 10** Owner **Leslie Alexander** announced that **Daryl Morey** officially assumed his role as General Manager of the franchise. Morey took over the position from retiring General Manager **Carroll Dawson**, who remained with the Rockets as a Senior Consultant.

- May 18** Announced that the Rockets and Head Coach **Jeff Van Gundy** had decided to part ways.
- May 23** Owner **Leslie Alexander** named **Rick Adelman** as the 11th head coach in team history.
- June 14** Acquired **Mike James** and **Justin Reed** from the Minnesota Timberwolves in exchange for **Juwan Howard**.
- June 19** Announced the hiring of **Elston Turner**, **Jack Sikma**, **T.R. Dunn** and **R.J. Adelman** as assistant coaches.
- June 25** Announced **Bonzi Wells** elected to opt in to the final year of his current contract. In addition, Rockets announced the signing of radio play-by-play man **Gene Peterson** and analyst **Jim Foley** to contract extensions through the 2007-08 season, which signified the final year for each as a member of the Rockets broadcast team. Peterson marks his 33rd season as the "Voice of the Rockets" while Foley enters his 36th year with the franchise.
- June 28** Selected Oregon guard **Aaron Brooks** in the first round (26th overall) of the 2007 NBA Draft. Houston then sent a future second-round selection and cash considerations to Seattle for the draft rights to Purdue forward **Carl Landry**, who was chosen by the SuperSonics in the second round (31st overall) with a pick previously acquired from the Memphis Grizzlies. The Rockets also acquired a second-round selection (54th overall) from the Orlando Magic for cash considerations, which Houston used to draft Australian guard **Brad Newley**. The pick was originally obtained by the Magic from the Cleveland Cavaliers.
- July 7** Signed first-round draft pick **Aaron Brooks** to a multi-year contract.
- July 12** Obtained the draft rights to Argentinean forward **Luis Scola** along with **Jackie Butler** from San Antonio in exchange for **Vassilis Spanoulis**, a second-round pick in the 2009 NBA Draft and other considerations going to the Spurs.
- July 13** Signed free agent **Mike Harris** to a non-guaranteed contract.
- July 17** Signed **Luis Scola** to a contract.
- July 20** Announced the signing of free agent **Steve Francis**.
- July 23** **Keith Garnett** announced as Rehabilitation & Performance Coordinator/Assistant Athletic Trainer.
- July 24** Officially announced the promotion of **Anthony Nila** to equipment manager.
- Aug. 3** Re-signed restricted free agent forward **Chuck Hayes**.
- Aug. 8** Announced the promotions of **Dean Cooper** to Vice President of Player Personnel and **Gersson Rosas** to Director of Scouting. In addition to the promotions, the Rockets named **Phil Jabour** as Personnel Video Coordinator.
- Sept. 5** Promoted **Keith Jones** to Senior Vice President of Basketball Operations/Athletic Trainer.
- Sept. 25** Announced the promotion of **Sam Hinkie** to Vice President of Basketball Operations.
- Oct. 1** Re-signed free agent **Dikembe Mutombo** and signed **Carl Landry**. Rockets also announced the hiring of **Kenny Atkinson** as Director of Player Development and the addition of **Pat Zipfel** as an advance scout.
- Oct. 22** Waived **Mike Harris**.

- Oct. 29** Waived **Jackie Butler**, **John Lucas**, **Justin Reed** and **Bob Sura**.
- Oct. 31** Picked up the option on the contract of **Luther Head**.
- Nov. 11** **Steve Novak** was assigned to Houston's NBA Development League affiliate, Rio Grande Valley Vipers.
- Dec. 6** Assigned **Aaron Brooks** to the Rio Grande Valley Vipers of the NBA D-League.
- Dec. 14** Recalled **Aaron Brooks** from Rio Grande Valley of the D-League.
- Dec. 16** **Steve Novak** also recalled from Rio Grande Valley of the D-League.

2008

- Feb. 21** Acquired **Bobby Jackson** and **Adam Haluska** from New Orleans, as well as a second-round draft pick in the 2008 NBA Draft as part of a three-team trade between the Rockets, Hornets and Memphis Grizzlies. The trade had the Rockets sending **Mike James** and **Bonzi Wells** to the Hornets. To complete the deal, **Marcus Vinicius** was sent from New Orleans to Memphis, with the Rockets then acquiring the draft rights to **Sergei Lishouk** from the Grizzlies in exchange for the draft rights to **Malick Badiane**, who was Houston's second-round pick in the 2003 NBA Draft. The Rockets also acquired **Gerald Green** from the Minnesota Timberwolves in exchange for **Kirk Snyder**, Houston's 2010 second-round NBA Draft pick and cash considerations.
- Feb. 26** Signed **Bobby Jones** to a 10-day contract and waived **Adam Haluska**. **Steve Francis** also underwent successful surgery to repair a torn quadriceps tendon in his right knee.
- Mar. 3** **Yao Ming** underwent successful surgery to repair a stress fracture in the tarsal navicular bone in his left foot.
- Mar. 7** Signed **Justin Williams** to a 10-day contract following the expiration of a 10-day contract for **Bobby Jones**.
- Mar. 8** Signed **Mike Harris** to a 10-day contract and waived **Gerald Green**.
- Mar. 17** The 10-day contract for **Justin Williams** expired with the Rockets.
- Mar. 18** Signed **Mike Harris** to a second 10-day contract.
- Mar. 21** Signed **Loren Woods** to a 10-day contract.
- Mar. 29** Signed **Mike Harris** for the remainder of the season.
- Apr. 1** Rockets signed **Loren Woods** to a second 10-day contract.
- Apr. 11** Rockets Owner **Leslie Alexander** honored **Hakeem "The Dream" Olajuwon** for his many contributions to the Rockets organization with the unveiling of a commissioned bronze sculpture in front of Toyota Center. The Rockets also signed **Loren Woods** for the remainder of the season.
- May 6** **Tracy McGrady** underwent a pair of arthroscopic surgical procedures in order to clean out loose bodies in the joints of his left knee and left shoulder.
- May 7** **Steve Francis** elected to pick up the player option on the final year of his current contract.
- May 9** **Rafer Alston** underwent successful surgery to repair ligament and tendon damage in his right ankle. **Shane Battier** also underwent successful arthroscopic surgery in order to remove bone spurs in his left ankle.
- June 26** In the 2008 NBA Draft, Houston traded the draft rights to **Nicolas Batum**

(25th overall pick) to the Portland Trail Blazers for the draft rights to **Darrell Arthur** (27th overall pick) and **Joey Dorsey** (33rd overall pick). The Rockets then sent the draft rights for Arthur to the Grizzlies for the draft rights to **Donté Greene** (28th overall pick) and Memphis' 2009 second-round pick. Houston took **Maarty Leunen** (54th overall pick) with its own selection in the second round.

- June 29** Extended qualifying offer to restricted free agent **Carl Landry**.
- June 30** Picked up the option on the contract of **Steve Novak**.
- July 10** Signed free agent **Brent Barry** to a two-year contract.
- July 14** Signed rookie **Donté Greene** to a multi-year deal.
- Aug. 6** Traded **Steve Novak** to the L.A. Clippers for future draft considerations.
- Aug. 13** Waived **Loren Woods**.
- Aug. 14** Acquired **Ron Artest**, **Patrick Ewing Jr.** and **Sean Singletary** from the Sacramento Kings in exchange for **Bobby Jackson**, **Donté Greene**, Houston's 2009 first-round draft pick and other considerations.
- Aug. 21** Hired **Brett Gunning** as Director of Player Development.
- Aug. 25** Acquired **D.J. Strawberry** from the Phoenix Suns in exchange for **Sean Singletary**.
- Aug. 28** **Chuck Hayes** underwent successful surgery to repair a broken nose sustained during a workout.
- Aug. 29** Acquired draft rights to **Frederic Weis** from the New York Knicks in exchange for **Patrick Ewing Jr.**
- Sept. 3** Announced the promotion of **Gersson Rosas** to Director of Player Personnel and the hiring of **Arturas Karnisovas** as Director of Global Scouting & International Affairs.
- Sept. 10** Announced hirings of **Gerald Madkins** as Director of Scouting and **Shawn Respert** as Director of Player Programs.
- Sept. 29** Officially matched the offer sheet to **Carl Landry** from the Charlotte Bobcats and came to terms on a contract with **Joey Dorsey**. Team also signed **Marcus Campbell** and **Von Wafer**.
- Oct. 5** Waived **Marcus Campbell**.
- Oct. 23** Waived **Mike Harris**.
- Oct. 24** Waived **D.J. Strawberry**.
- Oct. 30** Picked up the option on the contract of **Aaron Brooks**.
- Dec. 16** **Leslie Alexander** and the Rockets family honored **Gene Peterson** and **Jim Foley** with a private pre-game reception and a special tribute ceremony at halftime of the Rockets-Nuggets game, which included naming Toyota Center's Media Center after the long-time broadcast duo. Peterson and Foley stepped aside from the microphones at the end of the 2007-08 season following an amazing 21 years together on the Rockets Radio Network.
- Dec. 24** Acquired a conditional second-round pick in 2011 from the Memphis Grizzlies in exchange for **Steve Francis**, a 2009 second-round pick and cash considerations. The second-round pick going back to Memphis was originally acquired by the Rockets from the Grizzlies on 2008 NBA Draft night (6/26/08).
- Dec. 26** Assigned **Joey Dorsey** to Houston's NBA D-League affiliate the Rio Grande Valley Vipers.
- Dec. 31** Re-signed unrestricted free agent **Dikembe Mutombo**.

2009

- Jan. 10** Recalled **Joey Dorsey** from Rio Grande Valley on a rehabilitation assignment.
- Feb. 19** Acquired **Kyle Lowry** from Memphis and **Brian Cook** from Orlando as part of a three-team trade. The deal had the Rockets sending **Rafer Alston** to the Magic, while the Grizzlies received a first-round draft selection from Orlando in the 2009 NBA Draft along with **Adonal Foyle** and **Mike Wilks**.
- Feb. 24** **Tracy McGrady** underwent season-ending microfracture surgery on his left knee.
- Feb. 28** Waived **Luther Head**.
- Mar. 3** Signed **James White** to a 10-day contract on a GATORADE Call-Up from the Anaheim Arsenal of the NBA D-League.
- Mar. 13** Signed **James White** to a second 10-day contract.
- Mar. 23** Signed **James White** to a multi-year contract.
- Apr. 27** **Dikembe Mutombo** underwent successful surgery to repair a ruptured quadricep tendon in his left knee.
- May 21** Picked up the option on the contracts for assistant coaches **Elston Turner**, **Jack Sikma**, **T.R. Dunn** and **R.J. Adelman**.
- June 22** **Brian Cook** exercised player option on his contract for 2009-10.
- June 25** Obtained the draft rights to three second-round picks in the 2009 NBA Draft, acquiring the rights to Central Florida guard **Jermaine Taylor** (32nd overall) from the Washington Wizards and Spanish guard **Sergio Llull** (34th overall) from the Denver Nuggets each in exchange for cash considerations. Also acquired the rights to Arizona forward **Chase Budinger** (44th overall) from the Detroit Pistons for a future second-round pick and cash considerations.
- June 29** Became the first NBA team to enter into a single-affiliation partnership with their NBA D-League affiliate. Under terms of the agreement, the Rockets assumed responsibility of the Rio Grande Valley Vipers basketball operations while the local ownership group continued overseeing the team's business operations.
- July 8** Signed free agent **Trevor Ariza** using the Disabled Player Exception granted by the NBA for **Yao Ming**.
- July 10** Announced the hiring of **Darryl Eto** to the newly created position of Director of Strength & Conditioning.
- July 14** Acquired the rights to **David Andersen** from the Atlanta Hawks in exchange for cash and future considerations.
- July 21** **Yao Ming** underwent successful surgery to repair the broken bone in his left foot.
- Aug. 5** Signed **Jermaine Taylor** to a multi-year contract.
- Aug. 12** Came to terms on a multi-year deal with **David Andersen**.
- Aug. 13** Signed **Chase Budinger** to a multi-year contract.
- Sept. 3** Inked free agent **Pops Mensah-Bonsu**.
- Sept. 17** Announced the promotion of **Gersson Rosas** to Vice President of Player Personnel.
- Sept. 22** Traded **James White** to the Denver Nuggets in exchange for the draft rights to **Axel Hervelle**. Also signed free agent guards **Will Conroy** and **Garrett Temple**.
- Sept. 25** Owner **Leslie Alexander** announced the re-signing of **Daryl Morey** as the team's General Manager and Managing Director of Basketball Operations.
- Sept. 30** Signed **Romel Beck**.

- Oct. 7** Announced Vice President of Player Personnel **Gersson Rosas** has also been named General Manager of the team's NBA Development League affiliate the Rio Grande Valley Vipers.
- Oct. 21** Waived **Romel Beck** and **Garrett Temple**.
- Oct. 22** Released **Will Conroy**.
- Oct. 23** Waived **Brent Barry**.
- Oct. 30** Picked up the option on the contract of **Aaron Brooks**.
- Nov. 13** Assigned **Joey Dorsey** to Houston's single-affiliation NBA D-League partner Rio Grande Valley Vipers. Waived **Pops Mensah-Bonsu**.
- Dec. 23** Signed **Mike Harris** as a GATORADE Call-Up from the D-League Rio Grande Valley Vipers.

2010

- Jan. 6** Waived **Mike Harris**.
- Jan. 13** Recalled **Joey Dorsey** from Rio Grande Valley.
- Jan. 28** Assigned **Jermaine Taylor** to Rio Grande Valley. Signed **Will Conroy** from the Vipers to a 10-day contract.
- Feb. 4** Recalled **Jermaine Taylor** from Rio Grande Valley.
- Feb. 8** The 10-day contract for **Will Conroy** expired. Signed GATORADE Call-Up **Garrett Temple** from Rio Grande Valley to a 10-day contract.
- Feb. 18** Acquired **Kevin Martin** and **Hilton Armstrong** from the Sacramento Kings, as well as **Jordan Hill**, **Jared Jeffries** and draft considerations from the New York Knicks as part of a three-team, nine-player trade. The Rockets traded **Tracy McGrady** to New York, while sending **Carl Landry**, **Joey Dorsey** and cash considerations to Sacramento. The 10-day contract for **Garrett Temple** expired.
- Feb. 19** Re-assigned **Jermaine Taylor** to Rio Grande Valley.
- Feb. 20** Waived **Brian Cook** and signed **Garrett Temple** to a second 10-day contract.
- Feb. 23** Recalled **Jermaine Taylor** from Rio Grande Valley.
- Mar. 2** The 10-day contract for **Garrett Temple** expired. Signed **Will Conroy** to a second 10-day contract, marking Conroy's fifth-career GATORADE Call-Up to the NBA.
- Mar. 11** The second 10-day contract for **Will Conroy** expired.
- Mar. 17** Re-assigned **Jermaine Taylor** to Rio Grande Valley.
- Mar. 22** Promoted **Sam Hinkie** to Executive Vice President of Basketball Operations.
- Mar. 24** Recalled **Jermaine Taylor** from Rio Grande Valley. Signed **Mike Harris** from the Vipers for the remainder of the season, marking his third GATORADE Call-Up to the NBA in 2009-10.
- Apr. 9** Waived **Hilton Armstrong** and signed GATORADE Call-Up **Alexander Johnson** of the D-League's Sioux Falls Skyforce for the remainder of the season.
- Apr. 13** Assigned **Mike Harris** to Rio Grande Valley.
- June 24** Selected Kentucky forward **Patrick Patterson** in the first round (14th overall) of the 2010 NBA Draft.
- June 29** **Yao Ming** announced that he has elected to forgo the early termination option on his contract.
- June 30** Extended qualifying offers to **Kyle Lowry** and **Luis Scola**. Exercised a team option to extend the contract of **Chuck Hayes** to include the 2010-11 season.

July 14 Signed **Patrick Patterson** to a multi-year deal.

July 20 Inked free agent **Brad Miller** to a multi-year contract.

July 21 Signed restricted free agent **Luis Scola** to a multi-year deal and officially matched the offer sheet that restricted free agent **Kyle Lowry** signed with the Cleveland Cavaliers on July 14.

July 28 Traded **David Andersen** to the Toronto Raptors along with cash considerations in exchange for a future second-round pick.

Aug. 11 Acquired **Courtney Lee** from the New Jersey Nets in a four-team, five-player trade that sent **Trevor Ariza** to the New Orleans Hornets.

Aug. 23 Signed free agent **Ishmael Smith**.

Aug. 25 Announced the naming of **Jason Biles** to the position of Director of Performance Rehabilitation/Associate Athletic Trainer.

Sept. 22 Signed **Antonio Anderson** and **Jordan Eglseider**.

Sept. 25 Added **Patrick Sullivan** to training camp roster.

Oct. 7 Waived **Jordan Eglseider** and **Patrick Sullivan**.

Oct. 8 Hired **David Patrick** as a Personnel Scout.

Oct. 12 Signed **Jerel McNeal** to preseason roster.

Oct. 18 Waived **Antonio Anderson**, **Mike Harris**, **Alexander Johnson** and **Jerel McNeal**.

Oct. 29 Picked up the second-year option on the contract of **Jordan Hill** and the third-year option on **Courtney Lee**.

Nov. 9 Assigned **Patrick Patterson** to Houston's single-affiliation NBA D-League partner Rio Grande Valley Vipers.

Dec. 13 Recalled **Patrick Patterson** from the Vipers.

Dec. 15 Acquired **Terrence Williams** from the New Jersey Nets in exchange for a lottery protected 2012 first-round pick, which was part of a deal involving the Rockets, Nets and L.A. Lakers. As part of the three-team trade, the Rockets also sent the Lakers the draft rights to **Sergei Lishouk**. In a separate trade, the team sent **Jermaine Taylor** and cash considerations to the Sacramento Kings for a conditional second-round draft pick.

2011

Jan. 6 **Yao Ming** underwent a successful surgical procedure to repair a stress fracture of the medial malleolus in his left ankle.

Jan. 17 Assigned **Ishmael Smith** to the Rio Grande Valley Vipers.

Jan. 24 Recalled **Ishmael Smith** from the Vipers.

Feb. 1 Re-assigned **Ishmael Smith** to the Vipers.

Feb. 7 Recalled **Ishmael Smith** from the Vipers.

Feb. 24 Acquired **Hasheem Thabeet**, **DeMarre Carroll** and a future first-round draft pick from the Memphis Grizzlies in exchange for **Shane Battier** and **Ishmael Smith**. Houston also acquired **Goran Dragic** and draft considerations from the Phoenix Suns for **Aaron Brooks**.

Feb. 25 Waived **Jared Jeffries**.

Mar. 15 **Terrence Williams** underwent a minor surgical procedure to alleviate discomfort related to a lower abdominal distress.

Mar. 21 Assigned **Hasheem Thabeet** to the Vipers.

Mar. 23 Signed **Mike Harris** to a 10-day contract.

Apr. 2 Inked **Mike Harris** to a second 10-day contract.

Apr. 11 Signed **Marcus Cousin** to a multi-year contract and assigned him to Houston's single-affiliation NBA D-League partner Rio Grande Valley. Recalled **Hasheem Thabeet** from the Vipers and waived **DeMarre Carroll**.

Apr. 13 Signed **Marqus Blakely** to a multi-year contract and the second 10-day contract for **Mike Harris** expired.

Apr. 15 **Luis Scola** underwent a successful arthroscopic procedure to remove loose bodies in his left knee.

Apr. 18 Rockets and Head Coach **Rick Adelman** mutually agreed to part ways.

June 1 Named **Kevin McHale** as the 12th head coach in team history.

June 23 Selected Kansas forward **Marcus Morris** with the 14th overall pick in the 2011 NBA Draft. Acquired from Minnesota the contract of **Jonny Flynn**, the draft rights to Lithuanian forward **Donatas Motiejunas** (20th overall pick) and the Timberwolves 2012 second-round selection in exchange for the contract of **Brad Miller**, the rights to Montenegro forward **Nikola Mirotic** (23rd overall pick), a future first-round pick and cash considerations. Selected Florida forward **Chandler Parsons** with the 38th overall pick in the 2011 NBA Draft.

June 28 Picked up the team option on the contract of **Goran Dragic**.

July 15 Hired **Kelvin Sampson** as lead assistant coach, as well as **John Blair "J.B." Bickerstaff**, **Chris Finch** and **Brett Gunning** as assistant coaches.

July 20 **Yao Ming** announced that he has retired from the NBA.

July 29 Added **Greg Buckner** as a player development coach.

Dec. 11 Invited **Casey Mitchell** to the team's 2011 training camp.

Dec. 12 Signed first-round draft pick **Marcus Morris**. Rockets also announced that they claimed **Jeremy Lin** off waivers from the Golden State Warriors. In addition, inked training camp invitee **Ibrahim Jaaber**.

Dec. 13 Signed training camp invitees **Omar Samhan**, **Damian Saunders** and **Greg Smith**. Waived guard **Casey Mitchell**.

Dec. 15 Waived **Damian Saunders**.

Dec. 17 Signed second-round draft pick **Chandler Parsons**.

Dec. 19 Waived **Ibrahim Jaaber** and **Omar Samhan**.

Dec. 21 Signed free agent **Jeff Adrien**.

Dec. 22 Waived **Greg Smith**.

Dec. 24 Waived **Marqus Blakely**, **Marcus Cousin** and **Jeremy Lin**. Rockets also renounced the rights to **Frederic Weis**.

Dec. 26 Signed unrestricted free agent **Samuel Dalembert**.

2012

Jan. 3 Assigned **Marcus Morris** to Houston's single-affiliation NBA D-League partner Rio Grande Valley Vipers.

Feb. 7 Waived **Jeff Adrien**.

Feb. 8 Signed **Greg Smith** from Rio Grande Valley, marking the first D-League GATORADE Call-Up of his career.

Feb. 9 Assigned **Greg Smith** back to the Vipers.

Feb. 19 Recalled **Greg Smith** from Rio Grande Valley.

Feb. 20 Recalled **Marcus Morris** from the Vipers.

Mar. 15 Acquired **Marcus Camby** from the Portland Trail Blazers in exchange for **Jonny Flynn**, **Hasheem Thabeet** and a 2012 second-round pick (via Minnesota). In a separate deal, the Rockets acquired **Derek Fisher** and a 2012 first-round pick from the L.A. Lakers (via Dallas) in exchange for **Jordan Hill**.

Mar. 16 Waived **Terrence Williams**.

Dates & Deals

Mar. 17	Signed Courtney Fortson of the D-League's L.A. D-Fenders to a 10-day contract, marking his second GATORADE Call-Up of the season.	July 20	Agreed to a sign-and-trade with Courtney Lee , which sent him to the Boston Celtics as part of a three-team trade. The Rockets received from Boston a Charlotte Bobcats second-round draft pick in the 2013 NBA Draft.
Mar. 19	Waived Derek Fisher .		JaJuan Johnson , E'Twaun Moore and Sean Williams . The pick was previously acquired by Boston via the Oklahoma City Thunder. Houston also acquired the rights to Jon Diebler from the Portland Trail Blazers. Houston subsequently waived E'Twaun Moore .
Mar. 21	Re-assigned Greg Smith back to Rio Grande Valley.	July 21	Signed Chicago Bulls restricted free agent Omer Asik to an offer sheet.
Mar. 26	Signed Earl Boykins to a 10-day contract.	July 24	Added Omer Asik after the Chicago Bulls chose not to match Houston's offer sheet.
Mar. 27	Signed Malcolm Thomas of the D-League's L.A. D-Fenders to a 10-day contract, marking his second GATORADE Call-Up of the season. Rockets also inked Courtney Fortson for the remainder of the season.	July 26	Announced the signing of 2012 first-round picks Jeremy Lamb , Royce White and Terrence Jones .
Mar. 30	Assigned Malcolm Thomas to the Vipers.	Aug. 15	Waived Josh Harrellson .
Apr. 5	Inked Earl Boykins to a second 10-day contract. Houston also assigned Courtney Fortson to Rio Grande Valley.	Aug. 20	Signed unrestricted free agent Carlos Delfino from the Milwaukee Bucks.
Apr. 6	The 10-day contract for Malcolm Thomas expired.		Waived Sean Williams .
Apr. 8	Courtney Fortson and Greg Smith rejoined the Rockets following the conclusion of Rio Grande Valley's season.	Aug. 27	Waived Diamon Simpson .
Apr. 12	Signed Diamon Simpson .	Sept. 5	Promoted Gersson Rosas to the title of Executive VP of Basketball Operations.
Apr. 15	Signed Earl Boykins for the remainder of the season.	Sept. 6	Signed rookie free agent Scott Machado .
May 1	Kyle Lowry underwent successful surgery to correct a sports hernia.	Sept. 7	Waive Courtney Fortson .
June 26	Acquired the 18 th overall pick in the 2012 NBA Draft from the Minnesota Timberwolves in exchange for Chase Budinger and the draft rights to Lior Eliyahu . The 18 th selection was a pick originally acquired by Minnesota from the Utah Jazz.	Sept. 20	Signed rookie free agents Kyle Fogg and Demetri McCamey .
June 27	Traded up to the 12 th overall pick in the 2012 NBA Draft while acquiring Jon Brockman , Jon Leuer and Shaun Livingston from the Milwaukee Bucks in exchange for Samuel Dalembert , the 14 th overall pick in the 2012 NBA Draft, a future second-round pick and cash considerations.	Sept. 24	Announced the hiring of Dean Cooper as assistant coach, Jesse Mermuys as assistant coach/Director of Player Development, Gianluca Pascucci as Director of Player Personnel/RGV Assistant GM, and Jason Staudt as NBA advance scout. In addition, the Rockets promoted Jim Paulis to personnel scout/RGV Director of Scouting.
June 28	Selected Connecticut guard/forward Jeremy Lamb (12 th overall), Iowa State forward Royce White (16 th overall) and Kentucky forward Terrence Jones (18 th overall) in the 2012 NBA Draft.	Oct. 12	Waive Kyle Fogg and Demetri McCamey .
June 29	Acquired the draft rights to Turkish forward Furkan Aldemir (53 rd overall) from the L.A. Clippers as part of a four-team trade involving the Clippers, the Dallas Mavericks and the Utah Jazz.	Oct. 27	Acquired James Harden , Cole Aldrich , Dequan Cook and Lazar Hayward from the Oklahoma City Thunder in exchange for Kevin Martin , Jeremy Lamb and three future draft selections.
July 6	Signed Donatas Motiejunas to a multi-year contract.	Oct. 29	Waived Jon Brockman , Gary Forbes , Lazar Hayward , JaJuan Johnson and Shaun Livingston .
July 11	Acquired a future lottery pick and Gary Forbes from the Toronto Raptors in exchange for Kyle Lowry . The Rockets then agreed to a sign-and-trade with Marcus Camby , which sent him to the New York Knicks in exchange for Toney Douglas , Josh Harrellson , Jerome Jordan , second-round draft picks in 2014 and 2015, as well as cash considerations.	Oct. 31	Signed James Harden to a multi-year contract extension and picked up the 2013-14 options of Marcus Morris and Patrick Patterson .
July 13	Waived Luis Scola and designated him as the team's amnesty player under the new CBA.	Nov. 10	Coach Kevin McHale took an immediate leave of absence from the team to attend to a personal family matter. Assistant Kelvin Sampson to serve as acting head coach in McHale's absence.
July 14	Inked New York Knicks restricted free agent Jeremy Lin to an offer sheet.	Nov. 13	Assigned Scott Machado and Donatas Motiejunas to Houston's single-affiliation NBA D-League partner Rio Grande Valley Vipers.
July 17	Announced the signing of Jeremy Lin after New York chose not to match Houston's offer sheet.	Nov. 25	Recalled Donatas Motiejunas from Rio Grande Valley.
July 18	Waived Jerome Jordan and Jon Leuer .	Nov. 26	Recalled Scott Machado from the Vipers.
		Nov. 30	Assigned Terrence Jones and Scott Machado to Rio Grande Valley.
		Dec. 3	Recalled Terrence Jones from the Vipers.
		Dec. 8	Coach Kevin McHale rejoined the team from his leave of absence.
		Dec. 14	Assigned Terrence Jones and Donatas Motiejunas to Rio Grande Valley.
		Dec. 16	Recalled Terrence Jones from the Vipers.

Dec. 22 Recalled **Scott Machado** from the Vipers.
 Dec. 26 Assigned **Terrence Jones** to D-League.
 Dec. 29 Assigned **Royce White** to the Vipers.

2013

Jan. 2 Waived **Daequan Cook** and signed free agent **James Anderson**.
 Jan. 6 Suspended **Royce White** for refusing to provide services as required by his Uniform Player Contract.
 Jan. 7 Waived **Scott Machado** and signed free agent **Patrick Beverley**, who was assigned to D-League.
 Jan. 14 Recalled **Terrence Jones** and **Patrick Beverley** from the Vipers.
 Jan. 16 Assigned **Terrence Jones** to D-League.
 Jan. 22 Recalled **Terrence Jones** and assigned **Donatas Motiejunas** to the Vipers.
 Jan. 26 Re-instated **Royce White**.
 Jan. 28 Recalled **Donatas Motiejunas** from the Vipers.
 Feb. 1 Assigned **Terrence Jones** to D-League.
 Feb. 10 Assigned **Greg Smith** to the Vipers.
 Feb. 11 **Royce White** reported to D-League.
 Feb. 14 Recalled **Terrence Jones** and **Greg Smith** from the Vipers.
 Feb. 20 Acquired **Thomas Robinson**, **Francisco Garcia** and **Tyler Honeycutt** from the Sacramento Kings in exchange for **Patrick Patterson**, **Toney Douglas** and **Cole Aldrich**.
 Feb. 21 Acquired Phoenix's 2013 second-round draft pick for **Marcus Morris**.
 Feb. 24 Assigned **Tyler Honeycutt** to D-League.
 Feb. 25 Signed **Tim Ohlbrecht** from the Vipers to a multi-year deal.
 Mar. 5 Recalled from D-League and then waived **Tyler Honeycutt**. Signed free agent **Aaron Brooks**.
 Mar. 21 Assigned **Terrence Jones** to the Vipers.
 Apr. 1 Recalled **Terrence Jones** from D-League.
 Apr. 9 Assigned **Tim Ohlbrecht** to the Vipers.
 June 27 Selected **Isaiah Canaan** with the 34th overall pick in the 2013 NBA Draft.
 June 30 Declined the option on the contract of **Francisco Garcia** and waived **Aaron Brooks** and **Carlos Delfino**.
 July 10 Acquired the draft rights to **Kostas Papanikolaou** and **Marko Todorovic**, as well as two future second-round draft picks from the Portland Trail Blazers in exchange for **Thomas Robinson**.
 July 13 Traded **Royce White**, the draft rights to **Furkan Aldemir** and cash considerations to the Philadelphia 76ers for future draft considerations. Rockets also waived **James Anderson** and **Tim Ohlbrecht**.
 July 13 Signed three-time NBA Defensive Player of the Year **Dwight Howard** to a four-year maximum contract.
 July 14 Inked rookies **Isaiah Canaan**, **Robert Covington** and **B.J. Young**.
 July 16 Signed unrestricted free agent **Omri Casspi**.
 July 19 Re-signed **Aaron Brooks** and added **Reggie Williams**.
 July 29 Signed unrestricted free agent **Marcus Camby**.
 Aug. 2 Re-signed unrestricted free agent **Francisco Garcia** and announced the signing of **Jordan Henriquez**.
 Aug. 28 Added free agent **Ronnie Brewer**.
 Oct. 4 Released **Jordan Henriquez**.
 Oct. 17 Signed rookie free agent **Troy Daniels**.
 Oct. 26 Waived **Troy Daniels**.
 Oct. 27 Released **Marcus Camby**.
 Oct. 28 Waived **Reggie Williams**.

Nov. 6 Assigned **Isaiah Canaan** and **Robert Covington** to Houston's single-affiliation NBA D-League partner D-League.
 Dec. 23 Recalled **Isaiah Canaan** from the Vipers.
 Dec. 26 Re-hired **Gersson Rosas** to co-lead Houston's Scouting & Player Personnel Department along with **Gianluca Pascucci**.

2014

Jan. 18 Recalled **Robert Covington** from D-League.
 Jan. 20 Re-assigned **Isaiah Canaan** to the Vipers.
 Jan. 30 Recalled **Isaiah Canaan** from D-League.
 Feb. 6 Re-assigned **Robert Covington** to the Vipers.
 Feb. 9 Recalled **Robert Covington** from D-League.
 Feb. 13 Re-assigned **Robert Covington** to the Vipers.
 Feb. 17 Re-assigned **Isaiah Canaan** to D-League.
 Feb. 20 Acquired **Jordan Hamilton** in a trade with the Denver Nuggets in exchange for **Aaron Brooks**.
 Feb. 21 Recalled **Isaiah Canaan** from the Vipers. Rockets also waived **Ronnie Brewer** and re-signed **Troy Daniels** from D-League and assigned to the Vipers.
 Mar. 2 Recalled **Troy Daniels** from D-League.
 Mar. 8 Re-assigned **Troy Daniels** to the Vipers.
 Apr. 9 Recalled **Robert Covington** and **Troy Daniels** from D-League.
 Apr. 10 Signed **Dexter Pittman** and waived **Greg Smith**.
 Apr. 12 Re-assigned **Robert Covington** and **Troy Daniels** to the Vipers.
 Apr. 12 Recalled **Robert Covington** and **Troy Daniels** from D-League.
 Apr. 14 Re-assigned **Isaiah Canaan** and **Robert Covington** to D-League.
 Apr. 14 Waived **Dexter Pittman**.
 Apr. 15 Recalled **Isaiah Canaan** and **Robert Covington** from D-League.
 Apr. 16 Signed **Josh Powell** from the Philippine Basketball Association club Barangay Ginebra San Miguel.
 Apr. 17 Re-assigned **Robert Covington** and **Isaiah Canaan** to the D-League Vipers.
 Apr. 22 Recalled **Isaiah Canaan** and **Robert Covington** from D-League.
 Jun. 26 Selected **Clint Capela** (25th overall) and **Nick Johnson** (42nd overall) in the 2014 NBA Draft. Acquired draft rights to **Alessandro Gentile** from Minnesota.
 Jun. 30 Tendered Qualifying Offers to **Troy Daniels** and **Chandler Parsons**.
 Jul. 13 Acquired draft rights to **Sergei Lishouk** from LA Lakers in exchange for **Jeremy Lin**.
 Jul. 14 Acquired **Trevor Ariza** from Washington in a sign-and-trade.
 Jul. 15 Acquired **Scotty Hopson** and **Alonzo Gee** from New Orleans in exchange for **Omer Asik** and **Omri Casspi**.
 Jul. 17 Signed **Jeff Adrien** as a free agent.
 Jul. 18 Signed **Joey Dorsey** and **Ish Smith**.
 Jul. 23 Signed draftee **Clint Capela**.
 Jul. 25 Signed draftee **Nick Johnson**.
 Aug. 27 Signed undrafted free agent **Tarik Black**.

2014

Jun. 26 Selected **Clint Capela** (25th overall) and **Nick Johnson** (42nd overall) in the 2014 NBA Draft. Acquired draft rights to **Alessandro Gentile** from Minnesota.
 Jun. 30 Tendered Qualifying Offers to **Troy Daniels** and **Chandler Parsons**.
 Jul. 13 Acquired draft rights to **Sergei Lishouk** from LA Lakers in exchange for **Jeremy Lin**.
 Jul. 14 Acquired **Trevor Ariza** from Washington in a sign-and-trade.

Jul. 15 Acquired **Scotty Hopson** and **Alonzo Gee** from New Orleans in exchange for **Omer Asik** and **Omri Casspi**.
Jul. 17 Signed **Jeff Adrien** as a free agent.
Jul. 18 Signed **Joey Dorsey** and **Ish Smith**.
Jul. 23 Signed draftee **Clint Capela**.
Jul. 25 Signed draftee **Nick Johnson**.
Aug. 21 Re-sign **Francisco Garcia**.
Aug. 27 Signed undrafted free agent **Tarik Black**.
Sep. 17 Acquired **Jason Terry** and 2nd round picks in exchange for **Alonzo Gee** and **Scotty Hopson**.
Sep. 23 Signed **Kostas Papanikolaou**.
Sep. 26 Signed **Akil Mitchell** as a free agent.
Oct. 23 Signed **Geron Johnson** and requested waivers on **Akil Mitchell**.
Oct. 24 Claimed **Earl Clark** off waivers and waived **Josh Powell**.
Oct. 25 Signed **Akeem Richmond** and waived **Geron Johnson**.
Oct. 27 Waived **Jeff Adrien**, **Earl Clark**, **Robert Covington**, **Akeem Richmond** and **Ish Smith**.
Nov. 10 Assign **Clint Capela** to D-League.
Nov. 18 Assign **Nick Johnson** to D-League.
Nov. 24 Recall **Nick Johnson** from D-League.
Dec. 2 Recall **Clint Capela** from D-League.
Dec. 16 Assign **Clint Capela** to D-League.
Dec. 19 Acquire **Corey Brewer** and **Alexey Shved** in exchange for **Troy Daniels**, rights to **Serhiy Lishchuk**, and 2nd round picks in three team trade with Minnesota and Philadelphia; Waive **Francisco Garcia**.
Dec. 24 Signed head coach **Kevin McHale** to contract extension, Recall **Clint Capela** from D-League.
Dec. 26 Signed free agent **Josh Smith**, waived **Tarik Black**.
Dec. 27 Assign **Clint Capela** to D-League.

2015

Jan. 3 Assign **Nick Johnson** to D-League.
Jan. 11 Assign **Isaiah Canaan** to D-League.
Jan. 15 Recall **Clint Capela** from D-League.
Jan. 26 Recall **Isaiah Canaan** from D-League.
Jan. 29 Assign **Clint Capela** to D-League.
Feb. 1 Recall **Nick Johnson** from D-League.
Feb. 4 Assign **Nick Johnson** to D-League.
Feb. 9 Recall **Clint Capela** and **Nick Johnson** from D-League.
Feb. 19 Assign **Clint Capela** and **Nick Johnson** to D-League.
Feb. 19 Acquire **K.J. McDaniels** from Philadelphia in exchange for **Isaiah Canaan** and 2nd round pick.
Feb. 19 Acquire **Pablo Prigioni** from New York in exchange for **Alexey Shved** and multiple 2nd round picks.
Feb. 23 Recall **Nick Johnson** from D-League.
Mar. 6 Assign **Nick Johnson** to D-League.
Mar. 8 Recall **Nick Johnson** from D-League.
Mar. 27 Recall **Clint Capela** from D-League.
Jun. 25: Selected **Sam Dekker** (18th overall) and **Montrezl Harrell** (32nd overall) in the 2015 NBA Draft.
Jul. 9: Re-signed **Patrick Beverley**.
Jul. 14: Re-signed **Corey Brewer**.
Jul. 20: Acquired **Ty Lawson** and a 2017 second round pick from Denver in exchange for **Joey Dorsey**, **Nick Johnson**, **Kostas Papanikolaou**, **Pablo Prigioni**, Houston's lottery-protected 2016 first-round pick and cash considerations.
Jul. 21: Re-signed **K.J. McDaniels**.
Jul. 25: Signed free agent **Marcus Thornton**.
Aug. 24: Re-signed free agent **Jason Terry**.
Sep. 21: Signed free agents **Will Cummings**, **Denzel Livingston**, **Joshua Smith** and **Chris Walker**.
Sep. 28: Signed free agent **Jeremy Tyler**.
Oct. 13: Claimed **Arsalan Kazemi** off waivers.
Oct. 23: Waived **Will Cummings**, **Denzel Livingston**, **Jeremy Tyler** and **Chris Walker**.
Oct. 24: Waived **Arsalan Kazemi** and **Joshua Smith**.
Nov. 1: Signed free agent **Chuck Hayes**.

Nov. 8: Waived **Chuck Hayes**.
Nov. 11: Assigned **K.J. McDaniels** to the D-League.
Nov. 16: Recalled **K.J. McDaniels** from the D-League.
Nov. 18: Relieved **Kevin McHale** of his head coaching duties and named **J.B. Bickerstaff** interim head coach and **Chris Finch** associate head coach.
Dec. 2: Assigned **K.J. McDaniels** to the D-League.
Dec. 6: Assigned **Montrezl Harrell** to the D-League.
Dec. 9: Recalled **K.J. McDaniels** from the D-League.
Dec. 15: Recalled **Montrezl Harrell** from the D-League.
Dec. 26: Assigned **Montrezl Harrell** and **K.J. McDaniels** to the D-League.
Dec. 28: Recalled **Montrezl Harrell** and **K.J. McDaniels** from the D-League.

2016

Jan. 7: Assigned **K.J. McDaniels** to the D-League.
Jan. 15: Recalled **K.J. McDaniels** from the D-League.
Jan. 22: Acquired **Josh Smith** via trade from the L.A. Clippers for along with the rights to **Sergei Lishouk** and cash considerations in exchange for the rights to **Maarty Leunen**.
Jan. 23: Assigned **Montrezl Harrell** and **K.J. McDaniels** to the D-League.
Jan. 29: Assigned **Montrezl Harrell** and **K.J. McDaniels** from the D-League.
Jan. 30: Assigned **K.J. McDaniels** and **Donatas Motiejunas** to the D-League.
Feb. 1: Recalled **K.J. McDaniels** and **Donatas Motiejunas** from the D-League.
Feb. 3: Assigned **Donatas Motiejunas** to the D-League.
Feb. 4: Recalled and Assigned **Donatas Motiejunas** to the D-League.
Feb. 6: Assigned **K.J. McDaniels** to the D-League.
Feb. 9: Recalled **K.J. McDaniels** and **Donatas Motiejunas** from the D-League.
Feb. 18: Filed three-way trade with Detroit and Philadelphia in which Rockets traded **Donatas Motiejunas** and **Marcus Thornton** to the Pistons and Denver's 2017 second round pick to the Sixers and received a protected 2016 first round pick from Detroit and the draft rights to **Chukwudiebere Maduabum** from Philly [Trade rescinded by Detroit on 2/22].
Feb. 19: Assigned **Sam Dekker** to the D-League.
Feb. 22: Recalled **Sam Dekker** from the D-League.
Feb. 23: Assigned **Sam Dekker** to the D-League.
Feb. 26: Waived guard **Marcus Thornton**.
Feb. 28: Recalled **Sam Dekker** from the D-League.
Mar. 1: Assigned **Sam Dekker** to the D-League.
Mar. 2: Waived guard **Ty Lawson**.
Mar. 4: Signed free agent **Michael Beasley**... Assigned **Montrezl Harrell** and **K.J. McDaniels** to the D-League.
Mar. 5: Recalled **Sam Dekker**, **Montrezl Harrell** and **K.J. McDaniels** from the D-League.
Mar. 9: Signed free agent **Andrew Goudelock**.
Mar. 23: Assigned **Montrezl Harrell** to the D-League.
Apr. 9: Recalled **Montrezl Harrell** from the D-League.
June 1: Named **Mike D'Antoni** head coach.
Jun 23: Selected **Chinanu Onuaku** (37th overall) and **Zhou Qi** (43rd overall) in the 2016 NBA Draft.
July 9: Waived **Andrew Goudelock**... Signed free agents **Ryan Anderson** and **Eric Gordon**... Signed **James Harden** to four-year contract extension.
July 20: Signed free agent **Nene**... Signed rookie **Chinanu Onuaku**.
July 29: Signed free agent **Pablo Prigioni**.
Sep. 22: Acquired **Tyler Ennis** from Milwaukee in exchange for **Michael Beasley**.
Sep. 23: Signed free agents **Bobby Brown**, **Gary Payton II**, **Isaiah Taylor** and **Kyle Wiltjer**.
Sep. 30: Signed free agent **P.J. Hairston**.

Oct. 16: Waived Isaiah Taylor.
Oct. 22: Signed Le'Bryan Nash.
Oct. 24: Waived P.J. Hairston, Le'Bryan Nash, Gary Payton II and Pablo Prigioni.
Oct. 31: Assigned Chinanu Onuaku to the D-League.
Nov. 13: Assigned Kyle Wiltjer to the D-League.
Nov. 21: Recalled Onuaku and Wiltjer from the D-League.
Nov. 25: Assigned Onuaku to the D-League.
Dec. 3: Assigned Wiltjer to the D-League.
Dec. 4: Recalled Wiltjer from the D-League.
Dec. 5: Matched Brooklyn's offer sheet for restricted free agent Donatas Motiejunas... Waived Bobby Brown.
Dec. 6: Assigned Wiltjer to the D-League.
Dec. 9: Withdrew offer sheet for restricted free agent Donatas Motiejunas.
Dec. 14: Recalled Wiltjer from the D-League.
Dec. 15: Renounced rights to restricted free agent Donatas Motiejunas.
Dec. 16: Signed free agent Bobby Brown... Recalled Onuaku.
Dec. 27: Assigned Onuaku to the D-League.

2017

Jan. 5: Recalled Onuaku from the D-League.
Jan. 8: Assigned Wiltjer to the D-League.
Jan. 13: Recalled Wiltjer from the D-League.
Jan. 14: Assigned Onuaku to the D-League.
Jan. 31: Assigned Wiltjer to the D-League.
Feb. 15: Recalled Onuaku and Wiltjer from the D-League.
Feb. 21: Assigned Onuaku and Wiltjer to the D-League.
Feb. 23: Acquired Lou Williams from the L.A. Lakers in exchange for Corey Brewer and a first round pick... traded K.J. McDaniels to Brooklyn for cash considerations... traded Tyler Ennis and the rights to Brad Newley to the Lakers in exchange for Marcelo Huertas.
Feb. 25: Waived Marcelo Huertas.
Feb. 27: Signed Isaiah Taylor and assigned him to the D-League.
Mar. 9: Recalled Wiltjer from the D-League.
Mar. 10: Signed Troy Williams to a 10-day contract and assigned him to the D-League.
Mar. 20: Signed Troy Williams for remainder of season.
Mar. 26: Recalled Onuaku, Taylor and Williams from the D-League.
Mar. 29: Assigned Taylor and Williams to the D-League.
Apr. 1: Assigned Onuaku to the D-League.
Apr. 2: Recalled Taylor and Williams from the D-League.
Apr. 6: Assigned Taylor and Wiltjer to the D-League.
Apr. 7: Recalled Onuaku, Taylor and Wiltjer from the D-League.
Apr. 8: Assigned Onuaku, Taylor and Wiltjer to the D-League.
Apr. 9: Recalled Onuaku and Taylor from the D-League.
Apr. 10: Recalled Wiltjer and later re-assigned him to the D-League.
Apr. 11: Recalled Wiltjer from the D-League.
Apr. 13: Assigned Onuaku, Taylor and Wiltjer to the D-League.
Apr. 14: Recalled Onuaku, Taylor and Wiltjer from the D-League.
Apr. 16: Assigned Onuaku, Taylor and Wiltjer to the D-League.
Apr. 27: Recalled Taylor and assigned Williams from the D-League.
Apr. 28: Recalled Onuaku, Williams and Wiltjer from the D-League.
June 21: Signed General Manager Daryl Morey to a four-year contract extension.
June 22: Selected Isaiah Hartenstein with the 43rd overall pick in the 2017 NBA Draft... Traded the draft rights to Dillon Brooks (45th overall) to Memphis in exchange for a future second round pick.

June 28: Acquired Ryan Kelly from Atlanta in exchange for cash considerations... Acquired DeAndre Liggins from Dallas in exchange for cash considerations... Acquired Darrun Hilliard from Detroit in exchange for cash considerations... Acquired Shawn Long from Philadelphia in exchange for a future second round pick and cash considerations... Acquired Tim Quarterman from Portland in exchange for cash considerations... Acquired Chris Paul from the L.A. Clippers in exchange for Patrick Beverley, Sam Dekker, Montrezl Harrell, Hilliard, Liggins, Lou Williams, Kyle Wiltjer, a future first round pick and cash considerations.
July 6: Signed Zhou Qi.
July 7: Waived Ryan Kelly.
July 8: Signed James Harden to a four-year contract extension... Signed rookie free agent Cam Oliver.
July 17: Signed free agent Tarik Black.
July 19: Signed free agent Luc Mbah a Moute.
July 25: Re-signed free agent Troy Williams.
July 30: Waived Jarrod Uthoff.
Aug. 21: Signed Demetrius Jackson to a two-way contract.
Sep. 22: Signed free agent Chris Johnson.
Sep. 25: Re-signed free agent Bobby Brown.
Sep. 26: Waived Shawn Long.
Sep. 27: Signed free agent George de Paula.
Oct. 6: Tilman J. Fertitta purchases franchise from Leslie Alexander.

Individual

Rockets player with 50 points

1/27/17 at Philadelphia – James Harden (51)

Opponent with 50 points

4/11/14 at Minnesota – Corey Brewer (51)

Rockets player with 40 points

3/18/17 at Denver – James Harden (40)

Opponent with 40 points

1/5/95 vs. Oklahoma City – Russell Westbrook (49)

Rockets player with triple-double

4/12/17 vs. Minnesota – James Harden (27 pt, 12 ast, 10 reb)

Opponent with triple-double

3/26/17 vs. OKC – Russell Westbrook (39 pt, 13 ast, 11 reb)

Rockets player with 30 point-20 rebound game

1/18/16 at L.A. Clippers – Dwight Howard (36 pt, 26 reb.)

Opponent with 30 point-20 rebound game

2/25/17 vs. Minnesota – Karl-Anthony Towns (37 pt, 22 reb)

Rockets player with 20 point-20 rebound game

1/18/16 at L.A. Clippers – Dwight Howard (36 pt, 26 reb.)

Opponent with 20 point-20 rebound game

4/12/17 vs. Minnesota – Karl-Anthony Towns (28 pt, 21 reb)

Rockets player with 30 rebounds

11/2/96 at Phoenix – Charles Barkley (33)

Opponent with 30 rebounds

2/21/95 vs. San Antonio – Dennis Rodman (30)

Rockets player with 20 rebounds

1/18/16 at L.A. Clippers – Dwight Howard (26 reb)

Opponent with 20 rebounds

4/12/17 vs. Minnesota – Karl-Anthony Towns (28 pt, 21 reb)

Rockets player with 20 point-15 assist game

4/9/17 at Sacramento – James Harden (35 pt, 15 ast)

Opponent with 20 point-15 assist game

3/22/16 at OKC – Russell Westbrook (21 pt, 15 ast)

Rockets player with 20 assists

1/25/83 vs. New Jersey – Allen Leavell (22)

Opponent with 20 assists

3/30/96 vs. Portland – Rod Strickland (20)

Rockets player with 15 assists

4/9/17 at Sacramento – James Harden (35 pt, 15 ast)

Opponent with 15 assists

4/12/17 vs. Minnesota – Kris Dunn (16 ast)

Rockets player perfect from the field (min. 8 attempts)

4/9/17 at Sacramento – Clint Capela (8-8)

Opponent perfect from the field (min. 8 attempts)

3/16/16 vs. L.A. Clippers – DeAndre Jordan (8-8)

Rockets player with 15-plus free throws made

3/18/17 at Denver – James Harden (15)

Opponent with 15-plus free throws made

2/29/16 at Milwaukee – Khris Middleton (15)

Rockets player with 7-plus 3-pointers made

4/7/17 vs. Detroit – James Harden (7)

Opponent with 7-plus 3-pointers made

1/5/17 vs. Oklahoma City – Russell Westbrook (8)

Rockets player with 7-plus steals

3/23/16 – James Harden (8)

Opponent with 7-plus steals

1/10/16 vs. Indiana – Paul George 1/10/16

Rockets player with 10-plus blocks

4/13/96 vs. Dallas – Hakeem Olajuwon (10)

Opponent with 10-plus blocks

11/4/73 at L.A. Lakers – Elmore Smith (14)

Team

Won by 40-plus points

1/28/13 at Utah (+45, 125-80)

Lost by 40-plus points

3/7/99 at Portland (-40, 71-111)

Rockets scored 150-plus points

1/10/91 at Denver (W, 156-133)

Opponent scored 150-plus points

4/11/95 vs. Dallas (L-2OT, 147-156)

Rockets scored 140-plus points

2/25/17 vs. Minnesota (W, 142-130)

Opponent scored 140-plus points

4/11/95 vs. Dallas (L-2OT, 147-156)

Rockets scored 70-plus points in half

4/9/17 at Sacramento (78, 1st)

Opponent scored 70-plus points in half

2/25/17 vs. Minnesota (76, 2nd)

Rockets scored fewer than 30 points in half

11/1/15 at Miami (26, 2nd)

Opponent scored fewer than 30 points in half

11/6/14 vs. San Antonio (29, 1st)

Rockets had 60-plus rebounds

3/1/17 at L.A. Clippers (62)

Opponent had 60-plus rebounds

4/2/17 at Phoenix (61)

Rockets had 40-plus assists

12/14/16 vs. Sacramento (40)

Opponent had 40-plus assists

4/6/13 at Denver (40)

Rockets had 15-plus steals

2/25/17 vs. Minnesota (15)

Opponent had 15-plus steals

3/26/17 vs. Oklahoma City (15)

Rockets had 15-plus blocks

11/13/13 at Philadelphia (15, OT)

Opponent had 15-plus blocks

11/16/14 at Oklahoma City (15)

Rockets had 3 30-point scorers in a game

2/26/10 vs. S.A. – K. Martin (33), A. Brooks (31), L. Scola (30)

Opponent had 3 30-point scorers in a game

3/27/11 at Miami – L. James (33), C. Bosh (31), D. Wade (30)

Rockets had 4 20-point scorers in a game

4/2/17 at Phoenix – P. Beverley (26), L. Williams (23), E. Gordon (22), T. Williams (21)

Opponent had 4 20-point scorers in a game

12/29/15 vs. Atlanta – A. Horford (30), K. Bazemore (26), P. Millsap (22), J. Teague (22)

Rockets had only one player in double-digit scoring

1/9/13 at New Orleans – James Harden (25)

Opponent had only one player in double-digit scoring

1/26/07 vs. Portland – Zach Randolph (13)

Rockets with 3 players with a double-double

4/12/17 vs. Minnesota – J. Harden (27 pt, 12 ast, 10 reb), C. Capela (22 pts, 10 reb), P. Beverley (10 pt, 10 reb)

Opponent with 3 players with a double-double

1/29/16 at Oklahoma City – K. Duran (33 pt, 12 reb), R. Westbrook (26 pt, 14 ast, 10 reb), E. Kanter (22 pt, 10 reb)

Rockets with 2 players with double-digit assists

3/18/16 vs. Minnesota – J. Harden (14), P. Beverley (10)

Opponent with 2 players with double-digit assists

4/6/13 at Denver – Andre Iguodala (14), Andre Miller (12)

Rockets in the Draft

Rockets Top Draft Selections

Year	Player, College	Round	No.
1967	Pat Riley, Kentucky	1	7
1968	Elvin Hayes, Houston	1	1
1969	Bobby Smith, Tulsa	1	6
1970	Rudy Tomjanovich, Michigan	1	2
1971	Cliff Meely, Colorado	1	7
1972	John Gianelli, Pacific	2	20
1973	Ed Ratleff, Long Beach State	1	6
1974	Bobby Jones, North Carolina	1	5
1975	Joe Meriweather, Southern Illinois	1	11
1976	John Lucas, Maryland	1	1
1977	Larry Moffett, Nevada-Las Vegas	2	34
1978	Buster Matheny, Utah	2	28
1979	Lee Johnson, East Texas State	1	17
1980	John Stroud, Mississippi	2	27
1981	Ed Turner, Texas A&I	2	45
1982	Terry Teagle, Baylor	1	16
1983	Ralph Sampson, Virginia	1	1
1984	Hakeem Olajuwon, Houston	1	1
1985	Steve Harris, Tulsa	1	19
1986	Buck Johnson, Alabama	1	20
1987	Doug Lee, Purdue	2	35
1988	Derrick Chievous, Missouri	1	16
1989	None		
1990	Alec Kessler, Georgia	1	12(a)
1991	John Turner, Phillips	1	20
1992	Robert Horry, Alabama	1	11
1993	Sam Cassell, Florida State	1	24
1994	Albert Burditt, Texas	2	53
1995	Erik Meek, Duke	2	41
1996	Othella Harrington, Georgetown	2	30
1997	Rodrick Rhodes, USC	1	24
1998	Michael Dickerson, Arizona	1	14
1999	Kenny Thomas, New Mexico	1	22
2000	Joel Przybilla, Minnesota	1	9(b)
2001	Richard Jefferson, Arizona	1	15(c)
2002	Yao Ming, China	1	1
2003	Malick Badiane, Senegal	2	44
2004	Luis Flores, Manhattan	2	55(d)
2005	Luther Head, Illinois	1	24
2006	Rudy Gay, Connecticut	1	8(e)
2007	Aaron Brooks, Oregon	1	26
2008	Nicolas Batum, France	1	25(f)
2009	None		
2010	Patrick Patterson, Kentucky	1	14
2011	Marcus Morris, Kansas	1	14
2012	Jeremy Lamb, Connecticut	1	12
2013	Isaiah Canaan, Murray State	2	34
2014	Clint Capela, Switzerland	1	25
2015	Sam Dekker, Wisconsin	1	18
2016	Chinanu Onuaku	2	37

(a) Rights traded to Miami for Dave Jamerson and Carl Herrera.

(b) Rights traded to Milwaukee for the draft rights to Jason Collier and a future number one pick.

(c) Rights traded to New Jersey along with the rights to Jason Collins and Brandon Armstrong for the rights to Eddie Griffin.

(d) Rights traded to Dallas for the rights to Vassilis Spanoulis.

(e) Rights traded to Memphis along with Stromile Swift for Shane Battier.

(f) Rights traded to Portland for the rights to Darrell Arthur and Joey Dorsey. Rockets then sent the rights for Arthur to Memphis for the rights to Donté Greene and Memphis' 2009 second-round pick.

1967

Rd.	Player, College
1.	Pat Riley, Kentucky
2.	Bob Netolicky, Drake

- Richie Moore, Hiram Scott (NE)
- Nick Jones, Oregon
- Ron Kozlicki, Northwestern
- Craig Dill, Michigan
- Herb McPherson, Murray State
- Robert Cole, Saint Louis
- Elbert Miller, Nevada-Las Vegas
- Al Grundy, St. Joseph's (PA)
- Ron Coleman, Missouri
- John Duncan, Murray State
- Al Ratzulis, California-Western
- Martin Navia, New Mexico-Highlands
- Bob Chlupsa, Manhattan
- John Tolbert, South Carolina A&T

1968

- Elvin Hayes, Houston
- John Q. Trapp, Nevada-Las Vegas
- Stu Lantz, Nebraska
- Harry Barnes, Northeastern
- Glen Combs, Virginia Tech
- Eldridge Webb, Tulsa
- Rick Adelman, Loyola-Marymount
- Aaron Sellers, Jackson State
- John Schetzsie, Ashland
- Mike Butler, Memphis State
- Sonny Epps, Clark (GA)
- Ray Manning, Lane (TN)
- Dave Miller, San Diego State
- Chuck Caldwell, Missouri-St. Louis
- Bill Corley, Connecticut
- Marshall Evans, Lincoln
- William Gaines, East Texas State
- Hal Grant, Pepperdine

1969

- Bobby Smith, Tulsa
- Bernie Williams, LaSalle
- Charles Bonaparte, Norfolk State
- Johnny Allen, Bethune-Cookman
- Charles Hentz, Arkansas A&M
- Bob Tallent, George Washington
- Lynn Shackelford, UCLA
- Bill DeHeer, Indiana
- Larry Cheatham, Tulsa
- Lee Sims, Ashland
- Justis Thigpen, Weber State
- Raul Duarte, South Dakota State
- Joe McBride, Augusta
- Mike Heckman, UC Irvine
- Jerry Nickens, Tougaloo
- Dick Groves, San Jose State
- Steve Howell, Ohio State
- Joe Pridgen, North Carolina State
- Blaine Royer, Illinois State

1970

- Rudy Tomjanovich, Michigan
- Calvin Murphy, Niagara
- Curtis Perry, SW Missouri
- Jody Finney, Ohio State
- Jim Gilbert, Adams State
- Mike Kretzer, East Tennessee
- Bill Paultz, St. John's
- Don Adams, Northwestern
- Jim Gottschall, Dayton
- Toke Coleman, Eastern Kentucky
- Ron Belton, Bellarmine
- Jim Brooks, Nebraska
- Harry Lozon, Old Dominion
- Clyde Otis, Aurora (IL)
- Jay Bond, Washington
- Dean Elofson, Wayne State
- Dennis Dickens, Azusa-Pacific
- Jeff Cunningham, UC Irvine

1971

Rd. Player, College

1. Cliff Meely, Colorado
2. Mike Newlin, Utah
3. Tom Owens, South Carolina
4. Rudy Benjamin, Michigan State
5. Greg Nelson, Jacksonville
6. Gary Reist, Rice
7. Eric Hill, Minnesota
8. Rick Katherman, Duke
9. Willie Cherry, Denver
10. Calvin Oliver, Pan American
11. Doug Rex, UC Santa Barbara
12. Chris Schrobilgen, Southern Cal
13. Lee McCullough, Indiana State (PA)
14. Gene Robertson, Canisius
15. Bill Quigg, Gonzaga
16. Leonard Jackson, Oregon
17. Steve Sims, Pepperdine
18. Carlos Quintinar, Mexico
19. Gary Schneider, San Diego State

1972

2. John Gianelli, Pacific
3. Eric McWilliams, Long Beach State
4. Wil Robinson, West Virginia
5. James Silas, Stephen F. Austin
6. Mike Collins, Seattle
7. Mike Jackson, Los Angeles State
8. Henry Harris, Auburn

1973

1. Ed Ratleff, Long Beach State
2. E.C. Coleman, Houston Baptist
4. Lee Colburn, South Dakota State
5. Gary Rhoades, Colorado State
6. Tom Peck, Wisconsin-Eau Claire
8. John Thomas, Missouri Southern

1974

1. Bobby Jones, North Carolina
2. Gus Bailey, Texas-El Paso
3. Robert Wilson, Iowa State
4. Larry Robinson, Texas
5. Owen Wells, Detroit
6. Lawrence Johnson, Prairie View A&M
7. Kevin Fitzgerald, Oklahoma State
8. Steve Brooks, Arkansas State
9. Ken Stallings, Missouri-Rolla
10. Marcus Washington, Marquette

1975

1. Joe Meriweather, Southern Illinois
2. Jim Blanks, Garner-Webb
3. Rudy White, Arizona State
4. Ken Smith, Tulsa
5. Rick Whitlow, Illinois State
6. William Johnson, Texas Tech
7. Nate Barnett, Akron
8. Leon Johnson, Centenary

1976

1. John Lucas, Maryland
2. Phil Hicks, Tulane
3. Barnes Hauptfuhrer, Princeton
4. Herclie Ivy, Iowa State
5. David Marrs, Houston
6. Robert Paige, Houston Baptist
7. Barry Davis, Texas A&M
8. Dan Krueger, Texas

1977

2. Larry Moffett, Nevada-Las Vegas
2. Robert Reid, St. Mary's (TX)
3. Phil Bond, Louisville
4. Rocky Smith, Oregon State
5. Ed Thompson, Idaho State

1978

2. Buster Matheny, Utah
3. Billy Ray Bates, Kentucky State
4. Jackie Robinson, Nevada-Las Vegas
4. Joel Thompson, Michigan
5. Gary Goodney, Texas
6. Eddie Joe Chavez, Santa Clara
7. Stan Stewart, Loyola-Marymount

1979

1. Lee Johnson, East Texas State
2. Paul Mokeski, Kansas
3. Ricardo Brown, Pepperdine
4. Sammy Drummer, Georgia Tech
4. Lionel Green, Louisiana State
5. Allen Leavell, Oklahoma City

1980

2. John Stroud, Mississippi
2. Terry Stotts, Oklahoma
2. Billy Williams, Clemson
4. Dean Hunger, Utah State
5. Albert Jones, New Mexico State
6. Everette Jefferson, New Mexico
7. Joe Nehls, Arizona
8. Rosie Barnes, Bowling Green

1981

2. Ed Turner, Texas A&I
4. Larry Spriggs, Howard
5. Hasan Houston, Bradley
6. Fred Cowan, Kentucky
7. Joe Faine, Bowling Green
8. Stanley Brewer, West Georgia

1982

1. Terry Teagle, Baylor
2. Jeff Taylor, Texas Tech
3. Chuck Nevitt, North Carolina State
4. Andrew Gaddy, George Mason
5. Jeff Schneider, Virginia Tech
6. Donald Wilson, NE Louisiana
7. Mike Helms, Wake Forest
8. Dan Callandrillo, Seton Hall

1983

1. Ralph Sampson, Virginia
1. Rodney McCray, Louisville
3. Craig Ehlo, Washington State
4. Darrell Browder, Texas Christian
5. Chuck Barnett, Oklahoma
6. Jim Stack, Northwestern
7. Brian Kellerman, Idaho
8. Jeff Boldring, Arkansas State
9. James Campbell, Oklahoma State

1984

Rd. Player, College

1. Hakeem Olajuwon, Houston
3. Jim Petersen, Minnesota
4. Willie Jackson, Centenary
5. Al McClain, New Hampshire
5. Joedy Gardner, Long Beach State
8. Greg Wolff, Angelo State
9. Bill Coon, Presbyterian
10. Robert Turner, Canisius

Rockets in the Draft

1985

1. Steve Harris, Tulsa
2. Sam Mitchell, Mercer
3. Michael Payne, Iowa
4. Michael Brooks, Tennessee
6. Sam Potter, Oral Roberts
7. Don Turney, Marshall

1986

1. Buck Johnson, Alabama
2. Dave Felt, Texas-El Paso
3. Anthony Bowie, Oklahoma
4. Conner Henry, UC Santa Barbara
5. Andrew Banks, Iowa
6. Robert Worthy, Dyke (OH)
7. Rick Olson, Wisconsin

1987

2. Doug Lee, Purdue
4. Joe Niego, Lewis (IL)
5. Andre LaFleur, Northeastern
6. Fred Jenkins, Tennessee
7. Clarence Grier, Campbell

1988

1. Derrick Chievous, Missouri

1989

None

1990

1. Alec Kessler, Georgia

1991

1. John Turner, Phillips
2. Keith Hughes, Rutgers
2. Zan Tabak, Croatia

1992

1. Robert Horry, Alabama
1. Ron "Popeye" Jones, Murray State
2. Curtis Blair, Richmond

1993

1. Sam Cassell, Florida State
2. Richard Petruska, UCLA
2. Marcelo Nicola, Argentina

1994

2. Albert Burditt, Texas

1995

2. Erik Meek, Duke

1996

2. Othella Harrington, Georgetown
2. Randy Livingston, Louisiana State
2. Terrell Bell, Georgia

1997

1. Rodrick Rhodes, Southern California
2. Serge Zwikker, North Carolina

1998

1. Michael Dickerson, Arizona
1. Bryce Drew, Valparaiso
1. Mirsad Turkcan, Turkey
2. Cuttino Mobley, Rhode Island

1999

1. Kenny Thomas, New Mexico
2. Tyrone Washington, Mississippi State
2. Venson Hamilton, Nebraska

2000

1. Joel Przybilla, Minnesota
2. Eduardo Najera, Oklahoma

2001

1. Richard Jefferson, Arizona
1. Jason Collins, Stanford
1. Brandon Armstrong, Pepperdine

2002

1. Yao Ming, China
1. Bostjan Nachbar, Slovenia
2. Tito Maddox, Fresno State

2003

2. Malick Badiane, Senegal

2004

2. Luis Flores, Manhattan

2005

1. Luther Head, Illinois

2006

1. Rudy Gay, Connecticut
2. Steve Novak, Marquette

2007

1. Aaron Brooks, Oregon
2. Brad Newley, Australia

2008

1. Nicolas Batum, France
2. Maarty Leunen, Oregon

2009

None

2010

1. Patrick Patterson, Kentucky

2011

1. Marcus Morris, Kansas
1. Nikola Mirotic, Montenegro
2. Chandler Parsons, Florida

2012

1. Jeremy Lamb, Connecticut
1. Royce White, Iowa State
1. Terrence Jones, Kentucky

2013

2. Isaiah Canaan, Murray State

2014

1. Clint Capela, Switzerland
2. Nick Johnson, Arizona
2. Alessandro Gentile, Italy

2015

1. Sam Dekker, Wisconsin
2. Montrezl Harrell, Louisville

2016

2. Chinanu Onuaku, Louisville
2. Zhou Qi, China

2017

2. Isaiah Hartenstein
2. Dillon Brooks, Oregon

Rockets Starting Lineups

(Number of Games Started in Parentheses)



First Game	1971-72	Last Game
Don Adams	F	Greg Smith
Rudy Tomjanovich	F	Rudy Tomjanovich
Elvin Hayes	C	Elvin Hayes
Stu Lantz	G	Stu Lantz
Larry Siegfried	G	Calvin

First Game	1972-73	Last Game
Jack Marin	F	Jack Marin
Rudy Tomjanovich	F	Rudy Tomjanovich
Otto Moore	C	Otto Moore
Mike Newlin	G	Mike Newlin
Jimmy Walker	G	Jimmy

First Game	1973-74	Last Game
Jack Marin	F	Ron Riley
Rudy Tomjanovich	F	Rudy Tomjanovich
Otto Moore	C	Zaid Abdul-Aziz
Calvin Murphy	G	Calvin Murphy
Mike Newlin	G	Ed

First Game	1974-75	Last Game
Cliff Meely	F	Ed Ratleff
Rudy Tomjanovich	F	Rudy Tomjanovich
Zaid Abdul-Aziz	C	Kevin Kunnert
Mike Newlin	G	Mike Newlin
Dave Wohl	G	Calvin Murphy

First Game	1975-76	Last Game
Ed Ratleff	F	Ed Ratleff
Rudy Tomjanovich	F	Rudy Tomjanovich
Kevin Kunnert	C	Kevin Kunnert
Calvin Murphy	G	Calvin Murphy
Mike Newlin	G	Mike Newlin

First Game	1976-77	Last Game
John Johnson	F	Moses Malone
Rudy Tomjanovich	F	Rudy Tomjanovich
Kevin Kunnert	C	Kevin Kunnert
Calvin Murphy	G	Calvin Murphy
Mike Newlin	G	John Lucas

First Game	1977-78	Last Game
Moses Malone	F	Alonzo Bradley
Rudy Tomjanovich	F	Robert Reid
Kevin Kunnert	C	Kevin Kunnert
John Lucas	G	John Lucas
Calvin Murphy	G	Calvin Murphy

First Game	1978-79	Last Game
Rick Barry	F	Rick Barry
Rudy Tomjanovich	F	Rudy Tomjanovich
Moses Malone	C	Moses Malone
Robert Reid	G	Mike Newlin
Calvin Murphy	G	Calvin Murphy

First Game	1979-80	Last Game
Robert Reid	F	Robert Reid
Rudy Tomjanovich	F	Billy Paulitz
Moses Malone	C	Moses Malone
Tom Henderson	G	Tom Henderson
Calvin Murphy	G	Calvin Murphy

First Game	1980-81	Last Game
Robert Reid	F	Robert Reid
Rudy Tomjanovich	F	Billy Paulitz
Moses Malone	C	Moses Malone
Tom Henderson	G	Tom Henderson
Calvin Murphy	G	Mike Dunleavy

First Game	1967-68	Last Game
Johnny Green	F	Dave Gambee
Don Kojis	F	Toby Kimball
John Block	C	Henry Finkel
John Barnhill	G	John Barnhill
Jon McGlocklin	G	Jim Barnett

First Game	1968-69	Last Game
John Block	F	John Block
Don Kojis	F	Don Kojis
Elvin Hayes	C	Elvin Hayes
Jim Barnett	G	Rick Adelman
Pat Riley	G	Stu
Lantz		

First Game	1969-70	Last Game
John Block	F	John Block
Don Kojis	F	Toby Kimball
Elvin Hayes	C	Elvin Hayes
Stu Lantz	G	Stu Lantz
Art Williams	G	Pat
Riley		

First Game	1970-71	Last Game
John Block	F	Don Adams
Toby Kimball	F	John Trapp
Elvin Hayes	C	Elvin Hayes
Stu Lantz	G	Stu Lantz
Larry Siegfried	G	Larry Siegfried

Rockets Starting Lineups

First Game	1981-82	Last Game	First Game	1991-92	Last Game
Elvin Hayes	F	Elvin Hayes	Matt Bullard (7)	F	Buck Johnson (69)
Robert Reid	F	Robert Reid	Otis Thorpe	F	Otis Thorpe (82)
Moses Malone	C	Moses Malone	Hakeem Olajuwon	C	Hakeem Olajuwon (69)
Mike Dunleavy	G	Tom Henderson	Vernon Maxwell	G	Vernon Maxwell (80)
Tom Henderson	G	Allen Leavell	Sleepy Floyd (3)	G	Kenny Smith (80)
First Game	1982-83	Last Game	First Game	1992-93	Last Game
Elvin Hayes	F	Elvin Hayes	Matt Bullard (4)	F	Carl Herrera (12)
Wally Walker	F	Wally Walker	Robert Horry (79)	F	Otis Thorpe (69)
Caldwell Jones	C	Caldwell Jones	Hakeem Olajuwon	C	Hakeem Olajuwon (82)
Joe Bryant	G	Allen Leavell	Vernon Maxwell (68)	G	Winston Garland (4)
Allen Leavell	G	Terry Teagle	Kenny Smith	G	Kenny Smith (82)
First Game	1983-84	Last Game	First Game	1993-94	Last Game
Caldwell Jones	F	Rodney McCray	Robert Horry	F	Robert Horry (81)
Wally Walker	F	Ralph Sampson	Otis Thorpe	F	Otis Thorpe (82)
Ralph Sampson	C	Elvin Hayes	Hakeem Olajuwon	C	Hakeem Olajuwon (80)
Phil Ford	G	Phil Ford	Vernon Maxwell (73)	G	Sam Cassell (6)
Lewis Lloyd	G	Lewis Lloyd	Kenny Smith	G	Kenny Smith (78)
First Game	1984-85	Last Game	First Game	1994-95	Last Game
Rodney McCray	F	Rodney McCray	Robert Horry	F	Robert Horry (81)
Ralph Sampson	F	Ralph Sampson	Otis Thorpe (35)	F	Chucky Brown (14)
Hakeem Olajuwon	C	Hakeem Olajuwon	Hakeem Olajuwon (72)	C	Pete Chilcutt (17)
Lewis Lloyd	G	Lewis Lloyd	Vernon Maxwell (54)	G	Clyde Drexler (34)
John Lucas	G	Lionel Hollins	Kenny Smith	G	Kenny Smith (81)
First Game	1985-86	Last Game	First Game	1995-96	Last Game
Rodney McCray	F	Rodney McCray (82)	Robert Horry (71)	F	Mario Elie (16)
Ralph Sampson	F	Hakeem Olajuwon (68)	Chucky Brown	F	Chucky Brown (82)
Hakeem Olajuwon	C	Ralph Sampson (76)	Hakeem Olajuwon	C	Hakeem Olajuwon (72)
Lewis Lloyd	G	Lewis Lloyd (82)	Clyde Drexler (51)	G	Sam Mack (20)
John Lucas (65)	G	Robert Reid (5)	Kenny Smith	G	Kenny Smith (56)
First Game	1986-87	Last Game	First Game	1996-97	Last Game
Rodney McCray	F	Rodney McCray (81)	Mario Elie (77)	F	Eddie Johnson (2)
Jim Petersen	F	Jim Petersen (56)	Kevin Willis (32)	F	Charles Barkley (53)
Hakeem Olajuwon	C	Hakeem Olajuwon (75)	Hakeem Olajuwon	C	Hakeem Olajuwon (78)
Allen Leavell	G	Allen Leavell (11)	Clyde Drexler	G	Clyde Drexler (62)
Mitchell Wiggins (19)	G	Robert Reid (63)	Matt Maloney	G	Matt Maloney (82)
First Game	1987-88	Last Game	First Game	1997-98	Last Game
Buck Johnson (2)	F	Rodney McCray (80)	Mario Elie	F	Mario Elie (59)
Ralph Sampson (19)	F	Joe Barry Carroll (30)	Kevin Willis	F	Othella Harrington (3)
Hakeem Olajuwon	C	Hakeem Olajuwon (79)	Hakeem Olajuwon (45)	C	Kevin Willis (74)
Steve Harris (10)	G	Robert Reid (31)	Clyde Drexler	G	Clyde Drexler (70)
Allen Leavell (54)	G	Eric Floyd (55)	Matt Maloney	G	Matt Maloney (78)
First Game	1988-89	Last Game	First Game	1998-99	Last Game
Buck Johnson	F	Buck Johnson (51)	Scottie Pippen	F	Scottie Pippen (50)
Otis Thorpe	F	Otis Thorpe (82)	Charles Barkley	F	Charles Barkley (40)
Hakeem Olajuwon	C	Hakeem Olajuwon (82)	Hakeem Olajuwon	C	Hakeem Olajuwon (50)
Eric Floyd	G	Eric Floyd (82)	Michael Dickerson	G	Michael Dickerson (50)
Mike Woodson	G	Mike Woodson (79)	Matt Maloney (7)	G	Cuttino Mobley (37)
First Game	1989-90	Last Game	First Game	1999-00	Last Game
Buck Johnson	F	Buck Johnson (82)	Walt Williams	F	Walt Williams (66)
Otis Thorpe	F	Otis Thorpe (82)	Charles Barkley (18)	F	Kenny Thomas (29)
Hakeem Olajuwon	C	Hakeem Olajuwon (82)	Hakeem Olajuwon (28)	C	Kelvin Cato (32)
Eric Floyd	G	Eric Floyd (73)	Shandon Anderson	G	Shandon Anderson (82)
Mitchell Wiggins (52)	G	Vernon Maxwell (10)	Steve Francis	G	Steve Francis (77)
First Game	1990-91	Last Game	First Game	2000-01	Last Game
David Wood (13)	F	Buck Johnson (70)	Walt Williams (31)	F	Shandon Anderson (82)
Otis Thorpe	F	Otis Thorpe (82)	Maurice Taylor (69)	F	Matt Bullard (5)
Hakeem Olajuwon	C	Hakeem Olajuwon (50)	Hakeem Olajuwon	C	Hakeem Olajuwon (55)
Kenny Smith	G	Kenny Smith (78)	Shandon Anderson	G	Cuttino Mobley (49)
Mike Woodson (3)	G	Vernon Maxwell (79)	Steve Francis	G	Steve Francis (79)

Rockets Starting Lineups

First Game	2001-02	Last Game	First Game	2011-12	Last Game
Glen Rice (20)	F	Terence Morris (12)	Chase Budinger	F	Chase Budinger (9)
Kenny Thomas	F	Kenny Thomas (71)	Luis Scola	F	Luis Scola (66)
Kelvin Cato	C	Kelvin Cato (73)	Jordan Hill (7)	C	Samuel Dalembert (45)
Cuttino Mobley (74)	G	Oscar Torres (13)	Kevin Martin (40)	G	Courtney Lee (26)
Steve Francis (56)	G	Tierre Brown (1)	Kyle Lowry (38)	G	Goran Dragic (28)
First Game	2002-03	Last Game	First Game	2012-13	Last Game
Cuttino Mobley	F	James Posey (47)	Chandler Parsons	F	Chandler Parsons (76)
Eddie Griffin	F	Eddie Griffin (66)	Marcus Morris (17)	F	Greg Smith (10)
Kelvin Cato (5)	C	Yao Ming (72)	Omer Asik	C	Omer Asik (82)
"Moochie" Norris (3)	G	Cuttino Mobley (73)	James Harden	G	James Harden (78)
Steve Francis	G	Steve Francis (81)	Jeremy Lin	G	Jeremy Lin (82)
First Game	2003-04	Last Game	First Game	2013-14	Last Game
Jim Jackson	F	Bostjan Nachbar (3)	Chandler Parsons (74)	F	Omri Casspi (2)
Kelvin Cato (67)	F	Scott Padgett (5)	Dwight Howard	F	Terrence Jones (71)
Yao Ming	C	Yao Ming (82)	Omer Asik (19)	C	Dwight Howard (71)
Cuttino Mobley (80)	G	Jim Jackson (80)	James Harden (73)	G	Troy Daniels (1)
Steve Francis (79)	G	Mark Jackson (3)	Patrick Beverley	G	Patrick Beverley (55)
First Game	2004-05	Last Game	First Game	2014-15	Last Game
Jim Jackson (24)	F	Ryan Bowen (6)	Trevor Ariza	F	Trevor Ariza (82)
Maurice Taylor (16)	F	Clarence Weatherspoon (18)	Terrence Jones	F	Terrence Jones (24)
Yao Ming	C	Yao Ming (80)	Dwight Howard	C	Dwight Howard (41)
Tracy McGrady (78)	G	Bob Sura (59)	James Harden	G	James Harden (81)
Charlie Ward (13)	G	David Wesley (53)	Patrick Beverley (55)	G	Jason Terry (18)
First Game	2005-06	Last Game	First Game	2015-16	Last Game
Tracy McGrady (47)	F	Keith Bogans (22)	Trevor Ariza	F	Trevor Ariza (81)
Juwan Howard	F	Juwan Howard (80)	Terrence Jones (11)	F	Donatas Motiejunas (22)
Yao Ming (57)	C	Dikembe Mutombo (23)	Clint Capela (35)	C	Dwight Howard (71)
Derek Anderson (8)	G	David Wesley (59)	James Harden	G	James Harden (82)
Rafer Alston	G	Rafer Alston (63)	Ty Lawson (12)	G	Patrick Beverley (63)
First Game	2006-07	Last Game	First Game	2016-17	Last Game
Shane Battier	F	Shane Battier (82)	Trevor Ariza	F	Trevor Ariza (80)
Tracy McGrady (71)	F	Chuck Hayes (43)	Ryan Anderson	F	Ryan Anderson (72)
Yao Ming (48)	C	Juwan Howard (38)	Clint Capela	C	Clint Capela (65)
Kirk Snyder (1)	G	Luther Head (10)	Eric Gordon (15)	G	Patrick Beverley (67)
Rafer Alston	G	Rafer Alston (82)	James Harden	G	James Harden (81)
First Game	2007-08	Last Game			
Shane Battier	F	Shane Battier (78)			
Chuck Hayes (44)	F	Luis Scola (39)			
Yao Ming (55)	C	Dikembe Mutombo (25)			
Tracy McGrady	G	Tracy McGrady (62)			
Rafer Alston (74)	G	Bobby Jackson (5)			
First Game	2008-09	Last Game			
Ron Artest	F	Shane Battier (59)			
Luis Scola	F	Luis Scola (82)			
Yao Ming	C	Yao Ming (77)			
Tracy McGrady (35)	G	Ron Artest (55)			
Rafer Alston (48)	G	Aaron Brooks (35)			
First Game	2009-10	Last Game			
Shane Battier (62)	F	Trevor Ariza (71)			
Luis Scola	F	Luis Scola (82)			
Chuck Hayes	C	Chuck Hayes (82)			
Trevor Ariza	G	Kevin Martin (22)			
Aaron Brooks	G	Aaron Brooks (82)			
First Game	2010-11	Last Game			
Shane Battier (59)	F	Chase Budinger (22)			
Luis Scola (74)	F	Patrick Patterson (6)			
Yao Ming (5)	C	Chuck Hayes (63)			
Kevin Martin	G	Kevin Martin (80)			
Aaron Brooks (7)	G	Goran Dragic (3)			

Rockets All-Time Uniform Numbers

The Rockets have retired six jerseys in franchise history: Clyde Drexler's #22, Calvin Murphy's #23, Moses Malone's #24, Hakeem Olajuwon's #34, Rudy Tomjanovich's #45, and Yao Ming's #11.

0

DeMarre Carroll (2010-11)
Greg Smith (2011-12)
Thomas Robinson (2012-13)
Aaron Brooks (2007-11, 2012-14)
Isaiah Canaan (2014-15)
Andrew Goudelock (2016)

00

"Slick" Watts (1978-79)
Calvin Garrett (1980-83)

1

Lee Johnson (1980-81)
Phil Ford (1983-85)
"Buck" Johnson (1986-92)
Scott Brooks (1992-95)
Rodrick Rhodes (1997-99)
Juaquin Hawkins (2002-03)
Alton Ford (2003-04)
Tracy McGrady (2004-09)
Trevor Ariza (2009-10, 2014-17)
Terrence Williams (2010-12)
Scott Machado (2012-13)
Isaiah Canaan (2013-14)

2

Rick Barry (home: 1978-80)
James Bailey (1982-84)
Joe Barry Carroll (1987-88)
Mark Bryant (1995-96)
Sedale Threatt (1996-97)
"Pig" Miller (1998-2000)
Maurice Taylor (2000-05)
Luther Head (2005-09)
Garrett Temple (2009-10)
Marcus Morris (2011-13)
Patrick Beverley (2013-17)

3

Craig Ehlo (1983-86)
Derrick Chievous (1988-90)
Richard Petruska (1993-94)
Eldridge Recasner (1995-96)
Randy Livingston (1996-97)
Michael Dickerson (1998-99)
Steve Francis (1999-2004)
Bob Sura (2004-05)
Steve Francis (2007-09)
Tracy McGrady (2009-10)
Hilton Armstrong (2009-10)
Goran Dragic (2010-12)
Omer Asik (2012-14)
Nick Johnson (2014-15)
Ty Lawson (2015-16)
Ryan Anderson (2016-17)

4

Greg Smith (1971-73)
Paul McCracken (1972-74)
Rick Barry (road: 1978-80)
Conner Henry (1986-87)
Sam Mack (1995-96)
Charles Barkley (1996-2000)
Reece Gaines (2004-05)
Stromile Swift (2005-06)
Luis Scola (2007-12)
Greg Smith (2012-14)

5

Billy Paultz (1979-83)
John Lucas Jr. (1984-86)
Dave Feitl (1986-87, 1990-91)
Sam Mack (1996-97)
Cuttino Mobley (1998-2004)
Juwan Howard (2004-07)
Will Conroy (2009-10)
Courtney Lee (2010-12)
James Anderson (2012-13)
Jordan Hamilton (2013-14)
Josh Smith (2014-15, 2016)
Montrezl Harrell (2016-17)

6

Zaid Abdul-Aziz (1972-73)
George E. Johnson (1973-74)
Tom Henderson (1979-83)
Walter Berry (1988-89)
Avery Johnson (1991-92)
Elmer Bennett (1996-97)
Carlos Rogers (1999-2001)
Tito Maddox (2002-03)
Bonzi Wells (2006-08)
Earl Boykins (2011-12)
Terrence Jones (2012-16)
Tyler Ennis (2016-17)

7

Toby Kimball (1967-71)
Lester Conner (1987-88)
Carl Herrera (1991-95)
Sam Mack (1998-99)
Adrian Griffin (2003-04)
David Wesley (2004-06)
Mike James (2007-08)
Kyle Lowry (2008-12)
Jeremy Lin (2012-14)
Sam Dekker (2015-17)

8

Hank McDowell (1984-86)
Eddie Johnson (1996-99)
Derek Anderson (2005-06)
Bobby Jackson (2007-08)
James White (2008-09)
Jermaine Taylor (2009-11)
Jeff Adrien (2011-12)
Michael Beasley (2016)
Bobby Brown (2016-17)

9

Lionel Hollins (1984-95)
Byron Dinkins (1989-90)
Gerald Henderson (1991-92)
Melvin Booker (1995-96)
Tracy Moore (1996-97)
Devin Gray (1999-2000)
"Pig" Miller (2000-01)
Bostjan Nachbar (2002-05)
Stephen Graham (2005-06)
Rick Brunson (2005-06)
Jonny Flynn (2011-12)
Courtney Fortson (2011-12)
Tyler Honeycutt (2012-13)
Pablo Prigioni (2014-15)

10

Don Adams (1971-72)
Steve Hawes (1974-76)
Mike Dunleavy (1978-82)
Dirk Minniefeld (1986-87)
Purvis Short (1987-89)
John Lucas Jr. (1989-90)
David Wood (1990-91)
Terry Teagle (1992-93)
Sam Cassell (1993-96)
Tierre Brown (2001-02)
Tyronn Lue (2004-05)
Brandin Knight (2004-05)
Keith Bogans (2005-06)
Vassilis Spanoulis (2006-07)
Chase Budinger (2009-12)
Carlos Delfino (2012-13)
Ronnie Brewer (2013-14)
Tarik Black (2014-15)
Marcus Thornton (2015-16)
Eric Gordon (2016-17)



11 (Retired)

Jon McGlocklin (1967-68)
Elvin Hayes (1968-71)
Jimmy Walker (1972-74)
Matt Guokas (1973-74)
Dave Wohl (1973-77)
Major Jones (1979-84)
"Sleepy" Floyd (1987-88)
Vernon Maxwell (1989-95)
Bryce Drew (1998-2000)
Yao Ming (2002-11)

12

Nick Jones (1967-68)
Rick Adelman (1968-70)
E.C. Coleman (1978-79)
Jaren Jackson (1995-96)
Matt Maloney (1996-99)
"Moochie" Norris (1999-2004)
Andre Barrett (2004-05)
Rafer Alston (2005-09)
Will Conroy (2009-10)
Kevin Martin (2009-12)
Patrick Beverley (2012-13)
Dwight Howard (2013-16)
Lou Williams (2017)

Rockets All-Time Uniform Numbers

13

Dwight Jones (1976-80)
Jeff Taylor (1982-83)
Andre Turner (1987-88)
Larry Smith (1989-92)
Kelvin Cato (1999-2004)
Mike James (2004-05)
Kirk Snyder (2006-08)
Von Wafer (2008-09)
David Andersen (2009-10)
Ishmael Smith (2010-11)
James Harden (2012-17)

14

"Hambone" Williams (1967-70)
Mike Newlin (1971-79)
Dan Langhi (2000-02)
Richie Frahm (2005-06)
Carl Landry (2007-10)
Daequan Cook (2012-13)
Tim Ohlbrecht (2012-13)
Troy Williams (2016-17)

15

John Lucas Jr. (1976-78)
Tom Barker (1978-79)
Mitchell Wiggins (1984-87)
Frank Johnson (1988-89)
Mitchell Wiggins (1989-90)
"Tree" Rollins (1991-93)
Tim Breaux (1994-96)
Emanuel Davis (1996-98)
Bill Curley (1999-2000)
John Lucas III (2005-07)
Bobby Jones (2007-08)
Joey Dorsey (2008-10)
Marqus Blakely (2010-11)
Toney Douglas (2012-13)
Clint Capela (2014-17)

16

George E. Johnson (1972-73)
Kostas Papanikolaou (2014-15)

17

Henry Finkel (1967-69)
Mario Elie (1993-98)
Charlie Ward (2004-05)
Brent Barry (2008-09)
Mike Harris (2009-10)
Isaiah Taylor (2016-17)

18

Bernie Williams (1969-70)
McCoy McLemore (1971-72)
Cedric Maxwell (1986-88)
Oscar Torres (2001-02)
Josh Davis (2005-06)
Omri Casspi (2013-14)

19

Mike Harris (2007-08, 2009-10)

20

Dave Gambee (1967-68)
Larry Siegfried (1970-72)
Otto Moore (1972-74)
Kevin Kunnert (1973-76)
Terry Teagle (1982-84)
Steve Harris (1985-88)
Kennard Winchester (1990-93)
Larry Robinson (1993-94)
Tracy Moore (1995-96)
Brent Price (1996-99)
Sean Colson (2000-01)
Jon Barry (2004-06)
Steve Novak (2006-08)
Jared Jeffries (2009-11)
Diamon Simpson (2011-12)
Donatas Motiejunas (2012-16)

21

John Egan (1970-72)
Moses Malone (1976-77)
World B. Free (1987-88)
"Sleepy" Floyd (1988-93)
Chris Jent (1993-94)
Henry James (1995-96)
Kenny Thomas (1999-2003)
Jim Jackson (2003-05)
Pops Mensah-Bonsu (2009-10)
Samuel Dalembert (2011-12)
Josh Powell (2013-14)
Chinanu Onuaku (2016-17)

22 (Retired)

Stu Lantz (1968-72)
Eric McWilliams (1972-73)
Gus Bailey (1974-76)
Alonzo Bradley (1978-80)
Joe Bryant (1982-83)
Rodney McCray (1983-88)
Winston Garland (1992-93)
Clyde Drexler (1994-98)

23 (Retired)

Calvin Murphy (1970-83)

24 (Retired)

Johnny Green (1967-68)
Charles Acton (1967-68)
Jack Marin (1972-74)
Moses Malone (1977-82)



25

Cliff Meely (1971-76)
Tom Owens (1976-77)
C.J. Kupec (1977-78)
Bernard Thompson (1988-89)
Anthony Bowie (1989-90)
Robert Horry (1992-96)
"Moochie" Norris (2004-06)
Jake Tsakalidis (2006-07)
Gerald Green (2007-08)
Chandler Parsons (2011-14)

27

Jim Ware (1967-68)
Zaid Abdul-Aziz (1977-78)
Caldwell Jones (1982-84)
John Johnson (1976-78)
Charles Jones (1994-98)
Jordan Hill (2009-12)
Malcolm Thomas (2011-12)

29

Mike Wilks (2003-04)
Marcus Camby (2011-12)

30

John Barnhill (1967-68)
Harry Barnes (1968-69)
Jim Davis (1971-72)
Owen Wells (1974-75)
"Goo" Kennedy (1976-77)
Phil Bond (1977-78)
Alonzo Bradley (1977-78)
Allen Leavell (1979-89)
Kenny Smith (1990-96)
Thomas Hamilton (1999-2000)
Clarence Weatherspoon (2003-05)
Maciej Lampe (2005-06)
Justin Williams (2007-08)
Alexander Johnson (2009-10)
Royce White (2012-13)
Troy Daniels (2013-15)
Kyle Wiltjer (2016-17)

31

Tyrone Britt (1967-68)
John Q. Trapp (1968-71)
Ron Riley (1973-76)
Mike Dunleavy (1977-78)
Granville Waiters (1985-86)
Tracy Murray (1994-95)
Mark Jackson (2003-04)
Rod Strickland (2004-05)
Shane Battier (2006-11)
Cole Aldrich (2012-13)
Jason Terry (2014-16)

Rockets All-Time Uniform Numbers

32

Bobby Smith (1969-70)
Don Adams (1970-71)
Rudy White (1975-80)
Bill Willoughby (1980-82)
Lewis Lloyd (1983-87, 1989-90)
Dave Jamerson (1990-92)
Pete Chilcutt (1994-96)
Othella Harrington (1996-99)
Torraye Braggs (2003-05)
Hasheem Thabeet (2010-12)
Francisco Garcia (2012-14)
KJ McDaniels (2014-16)

33

Jim Barnett (1967-70)
John Vallely (1971-72)
Phil Hicks (1976-77)
Robert Reid (1983-88)
Otis Thorpe (1988-95)
Scottie Pippen (1998-99)
Eddie Griffin (2001-03)
Charles Oakley (2003-04)
Loren Woods (2007-08)
Mike Harris (2009-11)
Robert Covington (2013-14)
Corey Brewer (2014-16)

34 (Retired)

John Block (1967-71)
Dick Cunningham (1971-72)
John Johnson (1975-76)
Robin Jones (1977-78)
Ron Behagen (1977-78)
John Shumate (1979-80)
Hakeem Olajuwon (1984-2001)

35

Bernie Williams (1970-71)
Zaid Abdul-Aziz (1973-75)
Larry Spriggs (1981-82)
Tony Brown (1988-89)
Dan Godfred (1991-92)
Earl Cureton (1993-94)
Scott Padgett (2003-05)
Lonny Baxter (2005-06)
Scott Padgett (2006-07)
Montrezl Harrell (2015-16)

37

Derek Fisher (2011-12)

40

Dick Gibbs (1971-73)
Stan McKenzie (1972-74)
Larry Micheaux (1984-85)
Richard Anderson (1986-88)
Tim McCormick (1988-90)
John Turner (1991-92)
Shandon Anderson (1999-2001)
Ryan Bowen (2004-06)

41

Larry Moffett (1977-78)
Joe Stephens (1996-98)
Glen Rice (2001-03)
Thomas Robinson (2012-13)

42

Pat Riley (1967-70)
Ed Ratleff (1973-78)
John Stroud (1980-81)
Wally Walker (1982-84)
Mike Woodson (1988-91)
Mark Acres (1992-93)
Eric Riley (1993-94)
Kevin Willis (1996-98)
Walt Williams (1999-2002)
Vin Baker (2004-05)
Nenê (2016-17)

43

Jim Petersen (1984-88)
Kevin Willis (2001-02)
Brian Cook (2008-10)

44

Don Kojis (1967-70)
Elvin Hayes (1971-72)
E.C. Coleman (1973-74)
Kevin Kunnert (1976-78)
Jacky Dorsey (1978-79)
Elvin Hayes (1981-84)
Adrian Caldwell (1989-91, 1994-95)
Tony Massenburg (1999-2000)
Terence Morris (2001-03)
Chuck Hayes (2005-11, 2015)

45 (Retired)

Rudy Tomjanovich (1970-81)

50

Joe Meriweather (1975-76)
Robert Reid (1977-82)
Ralph Sampson (1983-88)
Matt Bullard (1990-94, 1996-2001)
Marcus Cousin (2010-11)

51

Jawaan Oldham (1981-82)

52

Chuck Nevitt (1982-83, 1988-90)
Chucky Brown (1994-96)
Jason Collier (2000-03)
Eric Piatkowski (2003-04)
Brad Miller (2010-11)

53

Stanley Roberts (1998-99)

54

Curtis Perry (1970-72)
Paul Mokeski (1979-80)
Patrick Patterson (2010-13)

55

Zan Tabak (1994-95)
Alvin Heggs (1995-96)
Antoine Carr (1998-99)
James Posey (2002-03)
Dikembe Mutombo (2004-09)

88

Alexey Shved (2014-15)

96

Ron Artest (2008-09)

Rockets Ownership

Owners	Principal Shareholders	Date Purchased
Breitbard Interests (San Diego, CA)	Robert Breitbard	January 11, 1967
Texas Sports Investments	Billy Goldberg, Wayne Duddleston, Mickey Herskowitz	June 23, 1971
Texas Pro Sports, Inc.	Irvin Kaplan	December 1973
James Talcott, Inc.	NY Investment Company	February 1975
Basketball Venture	Kenneth Schnitzer	February 1976
Malooof Companies (Albuquerque, NM)	George Malooof	May 25, 1979
Thomas Enterprises	Charlie Thomas	June 15, 1982
Rocket Ball, Ltd.	Leslie L. Alexander	July 30, 1993
Fertitta Entertainment	Tilman J. Fertitta	October 6, 2017

MORE FUEL FOR ROCKETS FANS

FROM VIRTUALLY ANYWHERE.

**GET UNLIMITED DATA FROM AT&T AND NEVER
MISS A MOMENT OF ROCKETS ACTION.**

After 22 GB of data usage, AT&T may slow speeds.



Proud Sponsor of the Houston Rockets

Req's elig. AT&T unlimited plan. Add'l charges, usage, speed & other restr's apply. See att.com/unlimitedplan for details. Coverage not available everywhere. Screen images simulated. ©2017 AT&T Intellectual Property. All rights reserved. AT&T and the Globe logo are registered trademarks of AT&T Intellectual Property. All other marks are the property of their respective owners.



AT&T

1967-68 San Diego Rockets

(15-67, 6th Western Division)

Final Statistics

Player	G	Min	FGM-A	Pct.	FTM-A	Pct.	Reb.	Avg.	A	Avg.	PF-D	TP	AVG
John Block	52	1805	366-865	.423	316-394	.802	571	11.0	71	1.4	189-3	1048	20.2
Don Kojis	69	2548	530-1189	.446	300-413	.726	710	10.3	176	2.6	259-5	1360	19.7
John Green	42	1073	241-526	.458	100-212	.472	423	10.1	59	1.4	112-3	582	13.9
Dave Gambee	80	1755	375-853	.440	321-379	.847	464	5.8	93	1.2	253-5	1071	13.4
Jon McGlocklin	65	1876	316-757	.417	156-180	.867	199	3.1	178	2.7	117-0	788	12.1
Henry Finkel	53	1116	242-492	.492	131-191	.686	375	7.1	72	1.4	175-5	615	11.6
Toby Kimball	81	2519	354-894	.396	181-306	.592	947	11.7	147	1.8	273-3	889	11.0
John Barnhill	75	1883	295-700	.421	154-234	.658	173	2.3	259	3.5	143-1	744	9.9
Jim Barnett	47	1068	179-456	.393	84-118	.712	155	3.3	134	2.9	101-0	442	9.4
Art Williams	79	1739	265-718	.369	113-165	.685	286	3.6	391	5.0	204-0	643	8.1
Pat Riley	80	1263	250-660	.379	128-202	.634	177	2.2	138	1.7	205-1	628	7.9
Nick Jones	42	603	86-232	.371	55-69	.797	67	1.6	89	2.1	84-0	227	5.4
Charles Acton	23	195	29-74	.392	19-29	.655	47	2.0	11	0.5	35-0	77	3.3
Tyrone Britt	11	84	13-34	.382	2-3	.667	15	1.4	12	1.0	10-0	28	2.5
Jim Ware	30	228	25-97	.258	23-34	.676	77	2.6	7	0.2	28-1	73	2.4
ROCKETS	82	19730	3466-8547	.417	2083-2929	.711	5418	66.1	1837	22.4	2188-27	9015	112.4
OPPONENTS	82	19730	3837-8189	.469	2246-3133	.717	4933	60.2	1797	21.9	2190-20	9920	121.0

Date	Opponent	Score	Record	Date	Opponent	Score	Record
Oct. 14	St. Louis	L98-99	0-1	Jan. 3	St. Louis	W126-124 (OT)	12-30
17	St. Louis	L105-123	0-2	6	Seattle	L104-122	12-31
20	at Seattle	W121-114	1-2	9	New York	L105-118	12-32
21	Seattle	L110-117 (OT)	1-3	10	Detroit	W122-118	13-32
22	at San Francisco	L126-137	1-4	12	at St. Louis	L89-111	13-33
25	Baltimore	L109-125	1-5	13	at Cincinnati	L116-122	13-34
27	Cincinnati	L113-116	1-6	16	at Chicago	L110-123	13-35
29	Cincinnati	L99-108	1-7	17	Chicago (Baltimore)	W110-104	14-35
Nov. 1	Seattle (Portland)	W139-125	2-7	18	Cincinnati (Cleveland)	L126-129	14-36
4	New York	L121-125	2-8	21	at Boston	L112-139	14-37
5	New York	L107-115	2-9	25	Baltimore	L113-127	14-38
7	Philadelphia	L105-130	2-10	27	Baltimore	L122-123	14-39
8	Philadelphia	L114-129	2-11	Feb. 1	San Francisco	L114-128	14-40
11	at Cincinnati	L108-109	2-12	2	at San Francisco (Oakland)	L121-127	14-41
12	at St. Louis	L105-116	2-13	3	at L.A. Lakers	L122-133	14-42
14	at New York	L109-122	2-14	5	Baltimore (Winston-Salem)	L108-121	14-43
15	New York (Boston)	W122-108	3-14	6	Detroit (New York)	L93-120	14-44
16	Chicago	W99-91	4-14	7	Philadelphia (Boston)	L103-125	14-45
17	at Seattle	L124-130	4-15	8	Baltimore (Chicago)	L102-106	14-46
19	San Francisco	L124-142	4-16	10	Cincinnati	L99-101	14-47
21	Boston (New York)	L114-121	4-17	11	at Baltimore	L116-136	14-48
22	at Boston	L110-124	4-18	13	at Chicago	L102-114	14-49
23	at Philadelphia	L117-128	4-19	14	at New York	L102-114	14-50
24	at Detroit	L122-130	4-20	15	San Francisco	L114-134	14-51
25	at St. Louis	L109-110	4-21	16	Philadelphia	L108-124	14-52
30	St. Louis	L87-129	4-22	18	Philadelphia	W111-106	15-52
Dec. 2	San Francisco	W127-103	5-22	23	Seattle	L122-127	15-53
5	Detroit (New York)	L110-111	5-23	25	L.A. Lakers	L112-127	15-54
7	at Chicago	W118-108	6-23	26	Boston	L110-118	15-55
8	San Francisco (Oakland)	W137-107	7-23	29	Cincinnati	L114-120	15-56
9	L.A. Lakers	L109-127	7-24	Mar. 1	Baltimore	L114-156	15-57
12	Chicago	W118-104	8-24	3	at St. Louis	L104-106	15-58
15	Boston (Philadelphia)	L101-114	8-25	5	at Philadelphia	L103-134	15-59
16	at New York	L102-126	8-26	6	at Detroit	L118-140	15-60
17	Detroit	W117-115	9-26	7	L.A. Lakers	L102-119	15-61
20	Boston	L116-126	9-27	8	at L.A. Lakers	L122-130	15-62
22	at San Francisco	L97-103	9-28	9	Seattle	L111-115	15-63
23	Detroit	L119-123	9-29	13	Boston	L118-144	15-64
25	L.A. Lakers	W104-101	10-29	17	Chicago	L121-129	15-65
28	at Seattle	W143-125	11-29	19	at L.A. Lakers	L109-121	15-66
31	at L.A. Lakers	L118-147	11-30	20	Chicago	L112-121	15-67

1968-69 San Diego Rockets

(37-45, 4th Western Division)

Final Statistics

Player	G	Min	FGM-A	Pct.	FTM-A	Pct.	Reb.	Avg.	A	Avg.	PF-D	TP	AVG
Elvin Hayes	82	3695	930-2082	.447	467-746	.626	1406	17.2	113	1.4	266-2	2327	28.4
Don Kojis	81	3130	687-1582	.434	446-596	.748	776	9.6	214	2.6	303-6	1820	22.5
John Block	78	2489	448-1061	.422	299-400	.748	703	9.0	141	1.8	249-0	1195	15.3
Jim Barnett	80	2346	465-1093	.425	233-310	.752	362	4.5	339	4.2	240-2	1163	14.5
Pat Riley	56	1027	202-498	.406	90-134	.672	112	2.0	136	2.4	146-1	494	8.8
Toby Kimball	76	1680	239-537	.445	117-250	.468	669	8.8	90	1.2	216-6	595	7.8
Stu Lantz	73	1378	220-482	.456	129-167	.772	236	3.2	99	1.4	178-0	569	7.8
Art Williams	79	1987	227-592	.383	105-149	.705	364	4.6	524	6.6	238-0	559	7.1
Rick Adelman	77	1448	177-449	.394	131-204	.642	216	2.8	238	3.1	158-1	485	6.3
Henry Finkel	35	332	49-111	.441	31-41	.756	107	3.1	21	0.6	53-1	129	3.7
John Trapp	25	142	29-80	.363	19-29	.655	49	2.0	5	0.2	38-0	77	3.1
Harry Barnes	22	126	18-64	.281	7-13	.538	26	1.2	5	0.2	25-0	43	2.0
ROCKETS	82	19780	3691-8631	.428	2074-3039	.682	5026	61.3	1925	23.5	2110-19	9456	115.3
OPPONENTS	82	19780	3692-8586	.430	2088-2950	.708	4959	60.4	1986	24.2	2265-48	9472	115.5

Date	Opponent	Score	Record	Date	Opponent	Score	Record
Oct. 17	Seattle	W128-110	1-0	8	Baltimore	L107-108	18-24
18	at San Francisco	W123-108	2-0	10	Baltimore	L104-106	18-25
23	at Seattle	L117-118	2-1	12	New York	L102-105	18-26
24	Baltimore	L115-119	2-2	16	Cincinnati (Cleveland)	L109-120	18-27
27	at L.A. Lakers	L116-152	2-3	17	at Philadelphia	L124-129	18-28
30	Atlanta	W127-116	3-3	18	at Chicago	L102-107 (OT)	18-29
Nov. 3	Chicago	W121-107	4-3	19	at Phoenix	W136-118	19-29
5	New York	W113-109	5-3	21	Atlanta	W124-113	20-29
8	at Atlanta	L101-114	5-4	24	at San Francisco	L107-114	20-30
9	at Baltimore	L107-109	5-5	25	Phoenix	W133-120	21-30
11	at Boston	L113-134	5-6	26	Chicago	W111-95	22-30
12	at Chicago	L108-115	5-7	29	L.A. Lakers	L120-122	22-31
13	Detroit	W122-120	6-7	Feb. 1	Milwaukee	W101-95	23-31
15	at L.A. Lakers	L119-127	6-8	2	at Atlanta	L103-115	23-32
16	Boston	L112-120	6-9	4	Boston (Astrodome)	W135-126	24-32
19	at New York	W113-107	7-9	5	Cincinnati	W110-93	25-32
20	at Baltimore	L110-114	7-10	7	Phoenix	W130-119	26-32
22	Seattle	W126-111	8-10	8	at Detroit	L119-123 (OT)	26-33
24	Philadelphia	W135-128 (OT)	9-10	9	at Milwaukee	L109-117	26-34
26	Detroit (Baltimore)	L120-134	9-11	12	at Cincinnati	W118-114	27-34
27	Baltimore (Detroit)	W123-107	10-11	14	at L.A. Lakers	L109-115	27-35
29	Chicago	L89-110	10-12	18	Philadelphia	L113-125	27-36
Dec. 1	San Francisco	W116-105	11-12	20	San Francisco	L118-128	27-37
3	at Chicago	W108-103	12-12	22	at New York	W108-104	28-37
4	at Philadelphia	L99-110	12-13	23	at Atlanta	L92-124	28-38
6	Phoenix	W117-106	13-13	25	at Milwaukee	L112-114	28-39
8	at L.A. Lakers	L118-132	13-14	27	Cincinnati	W127-112	29-39
10	Philadelphia (New York)	W132-120	14-14	Mar. 1	L.A. Lakers	L113-119	29-40
11	at Cincinnati	L110-116	14-15	4	at Seattle	L116-130	29-41
13	at Milwaukee	L96-101	14-16	6	Boston	W110-97	30-41
14	at New York	L105-112	14-17	9	at Phoenix	L133-146	30-42
18	at Detroit	L112-124	14-18	11	Phoenix	W116-106	31-42
20	Philadelphia	L109-116	14-19	12	Seattle (Vancouver)	L112-125	31-43
21	Cincinnati	W132-124	15-19	13	Detroit	W120-105	32-43
23	San Francisco	L95-125	15-20	15	Phoenix (Tucson)	W141-124	33-43
27	New York	L109-111	15-21	16	Detroit	W120-111	34-43
28	at Phoenix	W136-126	16-21	18	Milwaukee	W128-108	35-43
30	L.A. Lakers	L126-131 (OT)	16-22	20	Atlanta	W115-97	36-43
Jan. 2	Boston	L95-107	16-23	22	Milwaukee	L106-120	36-44
4	Seattle	W122-105	17-23	23	Atlanta	W128-121	37-44
7	at San Francisco	W113-108	18-23	24	Boston (Philadelphia)	L107-111	37-45

1969-70 San Diego Rockets

(27-55, 7th Western Division)

Final Statistics

Player	G	Min	FGM-A	Pct.	FTM-A	Pct.	Reb.	Avg.	A	Avg.	PF-D	TP	AVG
Elvin Hayes	82	3665	914-2020	.452	428-622	.688	1386	16.9	162	2.0	270-5	2256	27.5
Don Kojis	56	1578	338-756	.447	181-241	.751	388	6.9	78	1.4	135-1	857	15.3
Jim Barnett	80	2105	450-998	.451	289-366	.790	305	3.8	287	3.6	222-3	1189	14.9
John Block	82	2152	453-1025	.442	287-367	.782	609	7.4	137	1.7	275-2	1193	14.5
Stu Lantz	82	2471	455-1027	.443	278-361	.770	255	3.1	287	3.5	238-2	1188	14.5
Bernie Williams	72	1228	251-641	.392	96-122	.787	155	2.2	165	2.3	124-0	598	8.3
Rick Adelman	35	717	96-247	.389	68-91	.747	81	2.3	113	3.2	90-0	260	7.4
Bobby Smith	75	1198	242-567	.427	66-96	.688	328	4.4	75	1.0	119-0	550	7.3
Toby Kimball	77	1622	218-508	.429	107-185	.578	621	8.1	95	1.2	187-1	543	7.1
John Trapp	70	1025	185-434	.426	72-104	.692	309	4.4	49	0.7	200-3	442	6.3
Art Williams	80	1545	189-464	.407	88-118	.746	292	3.7	503	6.3	168-0	466	5.8
Pat Riley	36	474	75-180	.417	40-55	.727	57	1.6	85	2.4	68-0	190	5.3
ROCKETS	82	19780	3866-8867	.436	2000-2728	.733	4786	58.4	2036	24.8	2096-17	9732	118.7
OPPONENTS	82	19780	3947-8635	.457	2092-2804	.746	4550	55.5	2154	26.3	2041-27	9986	121.8

Date		Opponent	Score	Record	Date		Opponent	Score	Record	
Oct.	16	at Phoenix	L114-116	0-1	4	Chicago	W140-121	16-26		
	18	at San Francisco	W125-124 (OT)	1-1	8	San Francisco	W120-103	17-26		
	22	Milwaukee	L102-115	1-2	10	New York	W123-115	18-26		
	25	Phoenix	L107-115	1-3	13	Baltimore	L126-144	18-27		
	29	at Atlanta	L113-117	1-4	17	Baltimore	L115-131	18-28		
	30	at New York	L110-123	1-5	22	Milwaukee (Astrodome)	L106-115	18-29		
	31	at Boston	L113-118	1-6	24	at New York	L114-127	18-30		
	Nov.	1	at Detroit	L113-130	1-7	25	at Philadelphia	L131-159	18-31	
5		at Cincinnati	L120-133	1-8	27	at L.A. Lakers	L109-124	18-32		
7		New York	L111-129	1-9	28	L.A. Lakers	L108-113	18-33		
10		San Francisco (SLC)	W100-99	2-9	30	Seattle	W119-117 (OT)	19-33		
12		Detroit	W132-119	3-9	Feb.	1	Phoenix	L103-105	19-34	
14		Seattle	W148-112	4-9		4	Milwaukee	L123-141	19-35	
15		Atlanta	W133-118	5-9		6	Philadelphia	L124-129	19-36	
18		at Baltimore	L138-142 (OT)	5-10		8	at L.A. Lakers	L113-125	19-37	
19	at Philadelphia	W125-116	6-10	11		Atlanta	L131-155	19-38		
21	at L.A. Lakers	L98-100	6-11	14		San Francisco	W141-123	20-38		
22	Boston	W125-116	7-11	15		Cincinnati	W150-123	21-38		
24	Seattle	W112-105	8-11	16		Baltimore (Coliseum)	L109-140	21-39		
Dec.	26	San Francisco	L125-126 (OT)	8-12	18	Seattle (Eugene)	W122-119	22-39		
	28	at Chicago	L119-126	8-13	20	at Phoenix	L117-126	22-40		
	30	at Milwaukee	L99-111	8-14	21	L.A. Lakers	W121-106	23-40		
	3	Chicago	W146-131	9-14	23	Chicago (Kansas City)	L125-127	23-41		
	5	at San Francisco	L107-112	9-15	24	at Baltimore	L118-128	23-42		
	6	L.A. Lakers	L115-128	9-16	25	at Boston	L124-147	23-43		
	8	Detroit	L102-111	9-17	27	at Philadelphia	L111-125	23-44		
	10	Atlanta	W126-107	10-17	Mar.	1	Chicago	W135-122	24-44	
12	at Boston	L104-107	10-18	3		at Seattle	L114-126	24-45		
13	at Baltimore	L105-117	10-19	4		Cincinnati	L125-127	24-46		
14	Milwaukee (Madison)	L105-118	10-20	6		at New York	L103-107	24-47		
16	at Chicago	W110-101	11-20	7		at Detroit	L126-134	24-48		
17	at Detroit	W114-107	12-20	9		Philadelphia (Coliseum)	L112-131	24-49		
19	San Francisco	W119-111	13-20	10		at Chicago	L106-111	24-50		
20	Cincinnati	W126-111	14-20	11		at Atlanta	L121-122	24-51		
Jan.	21	at Seattle	L96-112	14-21	12	at Cincinnati	L151-165	24-52		
	23	L.A. Lakers	W115-109	15-21	14	New York	L103-119	24-53		
	27	Boston	L110-111	15-22	15	Philadelphia	W137-128	25-53		
	29	at Atlanta	L118-122	15-23	17	Boston	W125-117	26-53		
	30	at Cincinnati	L120-125	15-24	19	Detroit	W132-118	27-53		
	31	at Milwaukee	L126-143	15-25	20	at Phoenix	L104-127	27-54		
	2	at Phoenix	L120-121	15-26	22	Phoenix	L129-130	27-55		

1970-71 San Diego Rockets

(40-42, 3rd Pacific)

Final Statistics

Player	G	Min	FGM-A	Pct.	FTM-A	Pct.	Reb.	Avg.	A	Avg.	PF-D	TP	AVG
Elvin Hayes	82	3633	948-2215	.428	454-676	.672	1362	16.6	186	2.3	225-1	2350	28.7
Stu Lantz	82	3102	585-1305	.448	519-644	.806	406	5.0	344	4.2	230-3	1689	20.6
Calvin Murphy	82	2020	471-1029	.458	356-434	.820	245	3.0	329	4.0	263-4	1298	15.8
Don Adams	82	2374	391-957	.409	155-212	.731	581	7.1	173	2.1	344-11	937	11.4
John Trapp	82	2080	322-766	.420	142-188	.755	510	6.2	138	1.7	337-16	786	9.6
John Blook	73	1464	245-584	.420	212-270	.785	442	6.1	98	1.3	193-2	702	9.6
Larry Siegfried	53	1673	146-378	.386	130-153	.850	207	3.9	346	6.5	146-0	422	8.0
Rudy Tomjanovich	77	1062	168-439	.383	73-112	.652	381	5.0	73	1.0	124-0	409	5.3
Bernie Williams	56	708	112-338	.331	68-81	.840	85	1.5	113	2.0	76-1	292	5.2
Toby Kimball	80	1100	111-287	.387	51-108	.472	406	5.1	62	0.8	128-1	273	3.4
Curtis Perry	18	100	21-48	.438	11-20	.550	30	1.7	5	0.3	22-0	53	2.9
John Egan (TOT)	62	824	67-178	.376	42-51	.824	63	1.0	112	1.8	71-0	176	2.8
John Egan (SD)	36	414	27-80	.338	17-23	.739	31	0.9	54	1.5	40-0	71	2.0
ROCKETS	82	19730	3547-8426	.421	2188-2921	.749	4686	57.2	1921	23.4	2128-39	9282	113.4
OPPONENTS	82	19730	3639-8102	.449	2024-2745	.737	4345	53.0	2135	26.0	2141-41	9302	113.4

Date	Opponent	Score	Record	Date	Opponent	Score	Record
Oct. 13	at Chicago	L96-111	0-1	Jan. 1	at L.A. Lakers	W117-106	22-20
14	at Baltimore	L105-123	0-2	2	L.A. Lakers	W109-108 (OT)	23-20
16	at Philadelphia	L119-127	0-3	5	at Chicago	L103-116	23-21
17	at Buffalo	W102-93	1-3	6	at Detroit	L99-100	23-22
20	Phoenix	W115-114	2-3	8	San Francisco	L117-120	23-23
22	Cleveland	W140-110	3-3	9	at San Francisco	L103-109	23-24
24	Philadelphia	W116-111	4-3	15	Baltimore	L117-124	23-25
25	at Phoenix	L98-117	4-4	17	Philadelphia	L105-106	23-26
27	at Milwaukee	L113-126	4-5	19	at New York	L113-117 (OT)	23-27
28	at Cleveland	W110-99	5-5	20	at Boston	L112-142	23-28
29	at New York	L107-114	5-6	22	at Buffalo	L94-101	23-29
31	at Atlanta	W121-117	6-6	23	at Baltimore	L120-127	23-30
Nov. 4	New York	L100-109	6-7	25	Buffalo	W114-106	24-30
6	Baltimore	L118-125	6-8	27	Chicago	L106-111	24-31
7	at San Francisco	L102-114	6-9	29	at Detroit	L104-131	24-32
11	Cincinnati	W127-120	7-9	30	at Cincinnati	L110-116	24-33
13	San Francisco	L102-107	7-10	31	at Atlanta	L120-131	24-34
14	Detroit	W112-101	8-10	Feb. 2	at L.A. Lakers	L105-133	24-35
16	at Portland	W136-118	9-10	3	Milwaukee	L101-108	24-36
18	Milwaukee	L111-117	9-11	5	Cleveland	W116-105	25-36
20	Seattle	W121-106	10-11	6	L.A. Lakers	L108-115	25-37
21	at Seattle	W115-114	11-11	7	at Seattle	W124-107	26-37
24	at Detroit	L104-111	11-12	9	Seattle	W132-115	27-37
25	at Cincinnati	W138-120	12-12	11	San Francisco	W119-111	28-37
27	Atlanta	W128-127	13-12	13	Cincinnati	W120-116	29-37
28	at Phoenix	W117-116	14-12	18	New York	L115-116	29-38
29	at L.A. Lakers	L112-130	14-13	19	at San Francisco	W109-103	30-38
Dec. 1	at Portland	W120-114	15-13	20	Boston	W128-118	31-38
5	L.A. Lakers	W119-116	16-13	23	at New York	W126-109	32-38
6	at Phoenix	L102-108	16-14	24	at Milwaukee	L104-139	32-39
11	Phoenix	W110-104	17-14	Mar. 2	at Philadelphia	W111-103	33-39
12	at Chicago	L98-103	17-15	3	at Boston	L113-128	33-40
13	at Cleveland	W118-95	18-15	5	Seattle	L110-111	33-41
15	at Philadelphia	L98-122	18-16	6	Chicago (Oakland)	L99-105	33-42
16	at Atlanta	L117-128	18-17	7	Portland	W135-121	34-42
18	Detroit	L116-129	18-18	9	Buffalo	W106-96	35-42
19	Portland (Oakland)	W118-108	19-18	11	Boston	W115-91	36-42
20	at Seattle	W110-108	20-18	13	Baltimore	W121-115	37-42
23	Atlanta	W133-102	21-18	17	Detroit	W106-99	38-42
27	Chicago	L101-110	21-19	19	Milwaukee	W111-99	39-42
29	Boston	L108-110	21-20	21	Phoenix	W132-114	40-42
				Date	Opponent	Score	Record

1971-72 Houston Rockets

(34-48, 4th Pacific)

Final Statistics

Player	G-S	Min	FGM-A	Pct.	FTM-A	Pct.	Reb.	Avg.	A	Avg.	PF-D	TP	AVG
Elvin Hayes	82-82	3461	832-1918	.434	399-615	.649	1197	14.6	270	3.3	233-1	2063	25.2
Stu Lantz	81-78	3097	557-1279	.435	387-462	.838	345	4.3	337	4.2	211-2	1501	18.5
Calvin Murphy	82-40	2538	571-1255	.455	349-392	.890	258	3.2	393	4.8	298-6	1491	18.2
Rudy Tomjanovich	78-61	2689	500-1010	.495	172-238	.723	923	11.8	117	1.5	193-2	1172	15.0
Cliff Meely	77-36	1815	315-776	.406	133-197	.675	507	6.6	119	1.6	254-9	763	9.9
Greg Smith (TOT)	82	2256	309-671	.461	111-168	.661	483	5.9	222	2.7	258-4	729	8.9
Greg Smith (HOU)	54-50	1519	212-473	.448	70-110	.636	322	6.0	159	2.9	167-3	494	9.1
Mike Newlin	82-25	1495	256-618	.414	108-144	.750	228	2.8	135	1.7	233-6	620	7.6
Jim Davis	12-1	180	18-54	.333	26-38	.684	44	3.7	5	0.4	18-0	62	5.2
Larry Siegfried	10-8	223	18-46	.391	12-14	.857	10	1.0	20	2.0	21-0	48	4.8
Don Adams	3-1	41	6-19	.316	1-2	.500	8	2.7	3	1.0	7-1	13	4.3
Dick Gibbs	64-4	757	90-265	.340	55-66	.833	140	2.2	51	0.8	127-0	235	3.7
Curtis Perry	25-5	355	38-115	.330	12-24	.500	122	4.9	22	0.9	47-1	88	3.5
John Vallely (TOT)	49	366	69-171	.404	30-45	.667	32	0.7	37	0.8	50-0	168	3.4
John Vallely (HOU)	40-1	256	49-128	.383	17-25	.680	21	0.5	28	0.7	37-0	115	2.9
John Egan	38-0	437	42-104	.404	26-32	.813	26	0.7	51	1.3	55-0	110	2.9
M. McLemore (TOT)	27	246	28-71	.394	20-24	.833	73	2.7	22	0.8	33-1	76	2.8
M. McLemore (HOU)	17-0	147	19-43	.442	9-12	.750	39	2.3	10	0.6	15-1	47	2.8
Dick Cunningham	63-5	720	67-174	.385	37-53	.698	243	3.9	57	0.9	76-0	171	2.7
ROCKETS	82	19730	3590-8277	.434	1813-2424	.748	4433	54.1	1777	21.7	1992-32	8993	109.7
OPPONENTS	82	19730	3542-7817	.453	2037-2737	.744	4298	52.4	1945	23.7	1944-19	9121	111.2

Oct.	14	Philadelphia (Astrohall)	L94-105	0-1	5	Boston (Hofheinz)	L105-113	15-27	
	16	at Phoenix	L108-128	0-2	9	Golden State (Hofheinz)	L112-113	15-28	
	17	Detroit (San Antonio)	L99-112	0-3	11	at Seattle	L126-141	15-29	
	20	Chicago (Waco)	L110-125	0-4	15	Cleveland (Hofheinz)	W112-109	16-29	
	22	at Seattle	L91-110	0-5	16	New York (Hofheinz)	L108-109	16-30	
	24	L.A. Lakers (Astrodome)	L103-113	0-6	20	at Cincinnati	W104-87	17-30	
	26	at Detroit	W104-103	1-6	21	at Boston	L105-110	17-31	
	27	at Boston	L97-108	1-7	22	at Chicago	L108-115	17-32	
	28	at New York	L94-112	1-8	23	at Detroit	W109-107	18-32	
Nov.	31	Buffalo (Astrohall)	W102-87	2-8	25	Portland (Astrodome)	W118-104	19-32	
	3	New York (Astrodome)	L98-117	2-9	26	Chicago (San Antonio)	L108-117	19-33	
	4	Portland (Astrohall)	L110-112	2-10	28	at L.A. Lakers	L105-118	19-34	
	7	Baltimore (Astrohall)	L106-109	2-11	Feb.	2	Seattle (San Antonio)	W111-88	20-34
	9	at Golden State	L99-115	2-12	4	at Portland	L113-114	20-35	
	10	Boston (Astrodome)	L103-142	2-13	5	Milwaukee (Hofheinz)	L112-119	20-36	
	12	at Milwaukee	L102-111	2-14	6	Atlanta (Hofheinz)	W120-113	21-36	
	13	at Chicago	L102-111	2-15	8	Seattle (Portland)	L119-127	21-37	
	16	at Baltimore	L107-110	2-16	11	Baltimore (Hofheinz)	W116-95	22-37	
	17	at Philadelphia	W118-112	3-16	13	Cincinnati (Hofheinz)	W112-111	23-37	
	19	at L.A. Lakers	L99-106	3-17	14	at Philadelphia	W130-116	24-37	
	21	Golden State (San Diego)	W115-96	4-17	15	at Baltimore	L98-113	24-38	
	24	Philadelphia (Astrohall)	W109-108	5-17	16	at New York	L100-110	24-39	
	28	Phoenix (Astrohall)	L110-116	5-18	18	at Buffalo	W108-96	25-39	
	30	at Buffalo	W115-101	6-18	23	L.A. Lakers (Waco)	W115-110	26-39	
Dec.	1	at Cleveland	L106-116	6-19	26	Detroit (Hofheinz)	W122-106	27-39	
	3	at Detroit	L112-113	6-20	27	Golden State (Hofheinz)	L104-117	27-40	
	4	at Boston	L107-117	6-21	Mar.	1	Cincinnati (El Paso)	W108-96	28-40
	8	L.A. Lakers (Astrodome)	L120-125	6-22	3	Golden State (San Diego)	L107-108	28-41	
	10	Atlanta (Astrodome)	W95-88	7-22	4	Cleveland (Hofheinz)	L123-130	28-42	
	11	at Phoenix	W111-110	8-22	5	Chicago (Hofheinz)	L97-128	28-43	
	12	Seattle (Hofheinz)	W100-98	9-22	9	Portland (Seattle)	W114-111	29-43	
	14	at Milwaukee	L98-106	9-23	10	Golden State (Hofheinz)	L116-119	29-44	
	15	at Atlanta	W117-115 (OT)	10-23	11	Buffalo (Hofheinz)	W121-100	30-44	
	17	at Chicago	W109-98	11-23	12	Philadelphia (Hofheinz)	W121-112	31-44	
	18	at Cincinnati	W126-116	12-23	16	New York (Astrodome)	L102-103	31-45	
	21	at Portland	W132-119	13-23	18	Milwaukee (Astrodome)	L116-120 (OT)	31-46	
	26	at L.A. Lakers	L115-137	13-24	21	at Milwaukee	L94-111	31-47	
	29	Phoenix (Hofheinz)	L106-124	13-25	22	at Atlanta	L106-107	31-48	
	30	Atlanta (Hofheinz)	W129-115	14-25	24	at Cleveland	W127-119	32-48	
Jan.	2	Detroit (Hofheinz)	L107-109	14-26	25	at Baltimore	W106-85	33-48	
	4	Seattle (Hofheinz)	W119-110	15-26	26	Portland (Hofheinz)	W131-109	34-48	
Date	Opponent	Score	Record	Date	Opponent	Score	Record		
				Oct. 13	at Cleveland	W109-108	1-0		

1972-73 Houston Rockets

(33-49, 3rd Central)

Final Statistics

Player	G-S	Min	FGM-A	Pct.	FTM-A	Pct.	Reb.	Avg.	A	Avg.	PF-D	TP	AVG
Rudy Tomjanovich	81-65	2972	655-1371	.478	205-335	.746	938	11.6	178	2.2	225-1	1560	19.3
Jack Marin	81-81	3019	624-1334	.468	248-292	.849	499	6.2	291	3.6	247-4	1496	18.5
Jimmy Walker	81-81	3079	605-1301	.465	244-276	.884	268	3.3	442	5.5	207-0	1454	18.0
Mike Newlin	82-70	2658	534-1206	.443	327-369	.886	340	4.2	409	5.0	301-5	1395	17.0
Calvin Murphy	77-13	1697	381-820	.465	239-269	.888	149	1.9	262	3.4	211-3	1001	13.0
Otto Moore	82-68	2712	418-859	.487	127-211	.602	868	10.6	167	2.0	239-4	963	11.7
Don Smith	48-13	900	149-375	.397	119-162	.735	304	6.3	53	1.1	108-2	417	8.7
Cliff Meely	82-19	1694	268-657	.408	92-137	.672	496	6.1	91	1.1	263-6	628	7.7
Paul McCracken	24-0	305	44-89	.494	23-39	.590	51	2.1	17	0.9	32-0	111	6
OStan McKenzie (TOT)	33-0	294	48-119	.403	30-37	.811	55	1.7	23	0.7	43-1	126	3.8
Stan McKenzie (HOU)	26-0	187	35-83	.422	16-21	.762	34	1.3	15	0.6	28-0	86	3.3
Greg Smith	4-0	41	5-16	.313	0-0	.000	8	2.0	5	1.3	8-0	10	2.5
George Johnson	19-0	169	20-39	.513	3-4	.750	45	2.4	3	0.2	33-0	43	2.3
Eric McWilliams	44-0	245	34-98	.347	18-37	.486	60	1.4	5	0.1	46-0	86	2.0
Dick Gibbs	1-0	2	0-1	.000	0-0	.000	0	0.0	1	1.0	1-0	0	0.0
ROCKETS	82	19680	3772-8249	.457	1706-2152	.793	4060	49.5	1939	23.7	1949-25	9250	112.8
OPPONENTS	82	19680	3824-8119	.471	1744-2290	.762	4338	52.9	2104	25.7	1902-22	9302	114.5

	14	at Buffalo	W121-113	2-0	13	Cleveland	L115-123	17-27
	17	at New York	L95-103	2-1	17	Golden State (San Antonio)	L117-123	17-28
	20	Atlanta	W120-108	3-1	19	Cleveland	L104-108	17-29
	21	Chicago	L97-130	3-2	20	Portland	L115-130	17-30
	25	L.A. Lakers (San Antonio)	L107-112	3-3	21	New York	W107-103	18-30
	27	Detroit	W130-118	4-3	25	Milwaukee (Madison)	W129-125	19-30
	31	at Atlanta	W106-105	5-3	26	at Boston	L126-139	19-31
Nov.	1	at Philadelphia	W108-104	6-3	28	Atlanta	W116-108	20-31
	3	Atlanta	L108-114	6-4	30	at Portland	W123-120	21-31
	4	Detroit (San Antonio)	W118-108	7-4	31	at Seattle	L109-118	21-32
	7	at L.A. Lakers	L109-122	7-5	Feb. 2	at L.A. Lakers	L109-126	21-33
	10	at Phoenix	L109-115	7-6	3	at Phoenix	L123-132	21-34
	11	Philadelphia (San Antonio)	L112-114	7-7	4	Buffalo (San Antonio)	W130-118	22-34
	14	at Baltimore	L103-104	7-8	6	Philadelphia (San Antonio)	W123-117	23-34
	16	at New York	L100-119	7-9	9	Kansas City	L116-121	23-35
	18	at Kansas City	L117-127	7-10	10	at Atlanta	L91-103	23-36
	21	at Chicago	L105-113	7-11	13	at Kansas City	L118-132	23-37
	22	Golden State	W132-104	8-11	16	at Milwaukee	L103-105	23-38
	25	Seattle	W114-109	9-11	17	Phoenix	W127-111	24-38
	28	Baltimore (San Antonio)	L90-108	9-12	18	Chicago	L99-110	24-39
	29	Baltimore (San Antonio)	W102-94	10-12	21	Seattle (San Antonio)	W139-107	25-39
Dec.	1	at Baltimore	L96-103	10-13	23	Philadelphia (Hershey)	W138-116	26-39
	2	Kansas City-Omaha	L109-114	10-14	25	at Detroit	L112-129	26-40
	5	at Golden State	L101-108	10-15	27	at Buffalo	W112-105	27-40
	8	Portland	W114-108	11-15	Mar. 3	at Atlanta	L125-136	27-41
	12	at Buffalo	L94-95	11-16	4	Milwaukee	L101-116	27-42
	15	at Baltimore	L91-94	11-17	7	Cleveland (San Antonio)	L100-118	27-43
	16	at Detroit	W123-112	12-17	9	Baltimore	L104-109	27-44
	17	at Cleveland	W110-109	13-17	10	Cleveland	W131-116	28-44
	20	New York (San Antonio)	L102-124	13-18	11	Atlanta	W129-118	29-44
	22	Philadelphia	W116-103	14-18	15	at Golden State	L125-141	29-45
	26	Phoenix	W113-110	15-18	16	at Portland	L128-141	29-46
	27	L.A. Lakers	W136-104	16-18	18	at Seattle	L112-121	29-47
	29	Milwaukee	L101-114	16-19	20	Boston (Providence)	L89-94	29-48
Jan.	2	Boston	L110-130	16-20	21	at Baltimore	W118-110	30-48
	3	Boston	W123-112	17-20	23	at Philadelphia	W132-112	31-48
	4	at Chicago	L97-111	17-21	25	Boston	L121-125	31-49
	6	at New York	L106-116	17-22	27	Buffalo (San Antonio)	W121-111	32-49
	7	at Cleveland	L97-102	17-23	28	Buffalo (San Antonio)	W138-122	33-49
	9	at Atlanta	L114-120	17-24	Date	Opponent	Score	Record
Date		Opponent	Score	Record	Oct. 9	at Buffalo	L105-107 (OT)	0-1
	10	at Boston	L107-128	17-25	10	at Philadelphia	W104-88	1-1
	12	New York	L103-104	17-26				

1973-74 Houston Rockets

(32-50, 3rd Central)

Final Statistics

Player	G-S	Min	FGM-A	Pct.	FTM-A	Pct.	Rebounds		Avg.	A	Avg.	PF-D	S	B	TP	Avg.
							O-D-Tot									
Rudy Tomjanovich	80-80	3227	788-1470	.536	385-454	.848	230-487-717		9.0	250	3.1	230-0	89	66	1961	24.5
Calvin Murphy	81-79	2922	671-1285	.522	310-357	.868	51-137-188		2.3	603	7.4	310-8	157	4	1652	20.4
Mike Newlin	76-70	2591	510-1139	.448	380-444	.856	77-185-262		3.5	363	4.8	259-5	87	9	1400	18.4
Don Smith	79-63	2459	336-732	.459	193-240	.804	259-664-923		11.7	166	2.1	227-3	80	104	865	10.9
Jack Marin	47-10	1102	210-443	.474	82-98	.837	29-77-106		2.3	121	2.6	120-2	23	8	502	10.7
Cliff Meely	77-31	1754	330-773	.427	90-140	.643	103-336-439		5.7	124	1.6	234-5	53	77	750	9.7
Ed Ratleff	81-8	1773	254-585	.434	103-129	.798	93-193-286		3.5	181	2.2	182-2	90	27	611	7.5
Matt Guokas	39-27	1007	93-203	.458	21-28	.750	17-43-60		1.5	133	3.4	73-1	27	14	207	5.3
E.C. Coleman	58-28	1075	128-250	.512	47-74	.635	81-171-252		4.4	76	1.3	162-4	37	20	303	5.2
Otto Moore	13-7	313	32-69	.464	4-8	.500	20-64-84		6.5	18	1.4	37-2	10	18	68	5.2
Dave Wohl (TOT)	67	1055	121-277	.437	75-102	.735	11-35-46		0.7	236	3.5	136-3	76	2	317	4.7
Dave Wohl (HOU)	26-0	449	61-127	.480	33-42	.786	4-13-17		0.7	109	4.2	64-2	43	1	155	6.0
Jimmy Walker	6-0	38	7-12	.583	0-1	.000	0-2-2		0.7	4	1.3	4-0	0	0	14	4.7
Ron Riley (TOT)	48	591	81-202	.401	24-38	.632	48-129-177		3.7	37	0.8	95-0	18	24	186	3.9
Ron Riley (HOU)	36-5	421	57-145	.393	10-14	.714	35-86-121		3.4	29	0.8	68-0	15	22	124	3.4
Kevin Kunnert (TOT)	64	701	105-215	.488	21-33	.636	83-134-217		3.4	43	0.7	151-1	10	54	231	3.6
Kevin Kunnert (HOU)	25-0	361	56-114	.491	10-17	.588	40-71-111		4.4	18	0.7	68-1	5	29	122	4.9
George Johnson	26-2	238	23-51	.451	8-17	.471	20-41-61		2.4	9	0.4	46-1	8	8	54	2.1
Stan McKenzie	11-0	112	7-24	.292	6-8	.750	3-13-16		1.5	6	0.6	17-0	3	0	20	1.8
Paul McCracken	4-0	13	1-4	.250	0-0	.000	1-5-6		1.5	2	0.5	3-0	0	0	2	0.5
ROCKETS	82	19855	3564-7426	.480	1682-2071	.812	1063-2588-3651		44.5	2212	27.0	2104-36	727	407	8810	107.4
OPPONENTS	82	19855	3551-7433	.478	1719-2337	.736	1162-2619-3781		46.1	2122	25.9	1994-29	707	375	8821	107.6

12	at Cleveland	W106-99	2-1	8	Golden State	L92-104	14-30
13	at New York	W86-85	3-1	9	at Phoenix	L101-105	14-31
16	Philadelphia	L101-106	3-2	11	at Buffalo	L99-117	14-32
20	Detroit	L104-107	3-3	13	Buffalo (Toronto)	W121-112	15-32
23	L.A. Lakers	L98-107	3-4	18	New York	W96-90	16-32
24	at Boston	W132-117	4-4	20	at Capital	L105-111	16-33
26	at Chicago	L113-121	4-5	22	at New York	W108-93	17-33
27	Chicago	L92-102	4-6	23	at Atlanta	W115-104	18-33
31	New York	L91-102	4-7	25	at Detroit	L89-93	18-34
Nov. 2	Atlanta	L123-125	4-8	27	Buffalo	L108-122	18-35
4	at L.A. Lakers	L93-106	4-9	29	Seattle	W107-115	18-36
7	Capital	L97-111	4-10	31	Golden State	L108-109	18-37
9	at Cleveland	L106-111	4-11	Feb. 2	at Atlanta	L107-117	18-38
13	Philadelphia	W97-83	5-11	3	Atlanta	W123-112	19-38
14	at Kansas City	L116-118 (OT)	5-12	5	L.A. Lakers	W116-112 (OT)	20-38
17	Portland	L87-96	5-13	8	Cleveland	W120-106	21-38
22	Cleveland	L96-104	5-14	10	at Portland	W112-106	22-38
23	Cleveland	L83-85	5-15	12	at L.A. Lakers	W129-119	23-38
27	Phoenix	W125-111	6-15	14	at Phoenix	L99-107	23-39
28	at New York	W114-106	7-15	17	Buffalo	L118-135	23-40
30	Detroit	W110-95	8-15	20	Philadelphia	W115-98	24-40
Dec. 1	at Philadelphia	L106-108 (OT)	8-16	22	Milwaukee	L113-122	24-41
2	at Cleveland	W130-104	9-16	24	Portland	W133-115	25-41
4	at Milwaukee	L109-124	9-17	26	Kansas City-Omaha	W118-101	26-41
5	Capital	W119-99	10-17	Mar. 1	Phoenix	W117-111	27-41
9	at Seattle	W110-107	11-17	2	at Atlanta	L122-129	27-42
11	at Golden State	L107-114	11-18	3	Milwaukee (Madison)	L106-112 (OT)	27-43
14	Boston	L106-114	11-19	6	Chicago	L93-105	27-44
15	at Chicago	L100-104	11-20	8	Boston	W113-106	28-44
17	New York	L97-109	11-21	10	Cleveland	W113-108	29-44
19	Seattle	L118-124 (OT)	11-22	13	Capital	W117-93	30-44
21	Atlanta	L110-124	11-23	15	Capital	W114-105	31-44
22	at Capital	L89-98	11-24	17	at Kansas City-Omaha	L114-125	31-45
23	at Cleveland	L91-99	11-25	19	Boston	L107-110	31-46
26	Kansas City-Omaha	W110-95	12-25	20	at Detroit	L99-103	31-47
28	Milwaukee	L111-127	12-26	22	at Capital	L95-109	31-48
29	at Atlanta	L110-114	12-27	23	Boston (Providence)	L105-108	31-49
Jan. 2	at Philadelphia	W101-99	13-27	24	at Boston	L106-109 (OT)	31-50
4	at Portland	W119-113	14-27	26	Buffalo	W119-96	32-50
Date	Opponent	Score	Record				
5	at Golden State	L106-108	14-28				
6	at Seattle	L90-91	14-29				

1974-75 Houston Rockets

(41-41, 2nd Central)

Final Statistics

Player	G-S	Min	FGM-A	Pct.	FTM-A	Pct.	Rebounds		Avg.	A	Avg.	PF-D	S	B	TP	Avg.
							O-D-Tot									
Rudy Tomjanovich	81-81	3134	694-1323	.525	289-366	.790	184-429-613	7.6	236	2.9	230-1	76	24	1677	20.7	
Calvin Murphy	78-52	2513	557-1152	.484	341-386	.883	52-121-173	2.2	381	4.9	281-8	128	4	1455	18.7	
Mike Newlin	79-70	2709	436-905	.482	265-305	.869	55-205-260	3.3	403	5.1	288-4	111	7	1137	14.4	
Ed Ratleff	80-48	2563	392-851	.461	157-190	.826	185-274-459	5.7	259	3.2	231-5	146	51	941	11.8	
Kevin Kunnert	75-34	1801	346-676	.512	116-169	.686	214-417-631	8.4	108	1.4	223-2	34	84	808	10.8	
Zaid Abdul-Aziz	65-33	1450	235-538	.437	159-203	.783	154-334-488	7.5	84	1.3	128-1	37	74	629	9.7	
Cliff Meely	48-5	753	156-349	.447	68-94	.723	55-109-164	3.4	45	0.9	117-4	21	21	380	7.9	
Dave Wohl	75-39	1722	203-462	.439	79-106	.745	26-86-112	1.5	340	4.5	184-1	75	9	485	6.5	
Ron Riley	77-33	1578	196-470	.417	71-97	.732	137-243-380	4.9	130	1.7	197-3	56	22	463	6.0	
Steve Hawes	55-15	897	140-279	.502	45-55	.818	80-195-275	5.0	88	1.6	99-1	36	36	325	5.9	
Owen Wells	33-0	214	42-100	.420	15-22	.682	12-23-35	1.1	22	0.7	38-0	9	3	99	3.0	
Gus Bailey	47-0	446	51-126	.405	20-41	.488	23-59-82	1.8	59	1.3	52-0	17	16	122	2.6	
ROCKETS	82	19780	3448-7231	.477	1625-2034	.799	1177-2495-3672	44.8	2155	26.3	2068-30	746	351	8521	103.9	
OPPONENTS	82	19780	3429-7127	.481	1576-2127	.741	1036-2380-3416	41.7	2024	24.7	2063-37	750	308	8434	102.9	

Date	Opponent	Score	Record	Date	Opponent	Score	Record
Oct. 18	at Milwaukee	W106-101	1-0	17	Portland	L106-127	20-22
19	at Atlanta	L112-118	1-1	18	Boston (Hartford)	L101-123	20-23
22	at New York	L100-110	1-2	21	Boston	L102-113	20-24
23	at Washington	L95-99	1-3	23	at Atlanta	W96-95	21-24
25	Philadelphia	W110-86	2-3	24	Milwaukee	W95-91	22-24
30	at New Orleans	W113-100	3-3	26	at Washington	L90-118	22-25
31	Washington	W95-92	4-3	28	L.A. Lakers	W104-89	23-25
Nov. 2	Kansas City-Omaha	W120-97	5-3	30	Detroit	W103-88	24-25
5	New York	L93-106	5-4	1	at New York	W95-93	25-25
7	Milwaukee	W103-93	6-4	2	at Philadelphia	L77-90	25-26
9	Phoenix	L96-101	6-5	4	Golden State	L105-107	25-27
12	at Kansas City-Omaha	W103-99	7-5	5	at New Orleans	W124-97	26-27
14	Chicago	W105-96	8-5	7	Atlanta	W105-97	27-27
16	Detroit	W118-98	9-5	9	at Portland	W102-92	28-27
19	Cleveland	W94-85	10-5	11	at Golden State	W112-108 (OT)	29-27
22	at L.A. Lakers	L83-89	10-6	12	at Seattle	L103-104	29-28
24	at Seattle	W124-109	11-6	14	New Orleans	L112-124	29-29
26	at Golden State	L124-144	11-7	16	at Cleveland	L95-100	29-30
27	at Portland	L97-111	11-8	18	Portland	W107-83	30-30
29	Atlanta	L91-96	11-9	21	Philadelphia	W103-85	31-30
30	at Phoenix	L100-112	11-10	23	at New Orleans	L99-108	31-31
Dec. 3	at Cleveland	L91-97	11-11	25	Cleveland	W114-87	32-31
4	at Detroit	L69-88	11-12	28	Chicago	W102-87	33-31
6	Boston	L114-120 (OT)	11-13	Mar. 1	New Orleans	W121-109	34-31
10	Golden State	W111-97	12-13	2	Phoenix	W110-104	35-31
11	at Philadelphia	L96-103	12-14	7	Cleveland	W93-86	36-31
12	Buffalo (Toronto)	L113-124	12-15	8	at Phoenix	W112-107	37-31
14	Kansas City-Omaha	W123-84	13-15	9	at L.A. Lakers	L95-116	37-32
17	New Orleans	W109-83	14-15	11	Seattle	L117-122 (OT)	37-33
20	Washington	W116-91	15-15	12	at Washington	L88-117	37-34
21	at Atlanta	W101-96	16-15	14	New York	L94-103	37-35
26	Atlanta	W114-86	17-15	16	at Boston	L94-99	37-36
28	Buffalo	W125-117	18-15	18	Buffalo	W122-115	38-36
30	L.A. Lakers	W120-107	19-15	21	at Detroit	L110-121	38-37
Jan. 3	at Cleveland	L83-95	19-16	22	at Buffalo	L112-117	38-38
4	at Milwaukee	L89-93	19-17	23	at Cleveland	L95-101	38-39
5	at Kansas City	W115-106	20-17	25	at Chicago	L94-112	38-40
7	at Chicago	L97-106	20-18	28	Cleveland	W112-105	39-40
9	Washington	L94-102	20-19	29	New Orleans	W107-105	40-40
10	at New Orleans	L108-111	20-20	Apr. 1	Atlanta	W113-104	41-40
16	Seattle	L125-127 (OT)	20-21	2	at Washington	L85-112	41-41

1975-76 Houston Rockets

(40-42, 3rd Central)

Final Statistics

Player	G-S	Min	FGM-A	Pct.	FTM-A	Pct.	Rebounds		Avg.	A	Avg.	PF-D	S	B	TP	Avg.
							O-D-Tot									
Calvin Murphy	82-82	2995	675-1369	.493	372-410	.907	52-157-209		2.6	596	7.3	294-3	151	6	1722	21.0
Mike Newlin	82-82	3065	569-1123	.507	385-445	.865	72-264-336		4.1	457	5.6	263-5	106	5	1523	18.6
Rudy Tomjanovich	79-79	2912	622-1202	.517	221-288	.767	167-499-666		8.4	188	2.4	206-1	42	19	1465	18.5
Kevin Kunnert	80-80	2335	465-954	.487	102-156	.654	267-520-787		9.8	155	1.9	315-14	57	105	1032	12.9
Ed Ratleff	72-66	2401	314-647	.485	168-206	.816	107-272-379		5.3	260	3.6	234-4	114	37	796	11.1
Joe Meriweather	81-4	2042	338-684	.494	154-239	.644	163-353-516		6.4	82	1.0	219-4	36	120	830	10.2
John Johnson (TOT)	76	1697	316-697	.453	120-155	.774	94-238-332		4.4	217	2.9	194-1	57	36	752	9.9
John Johnson (HOU)	67-1	1485	275-609	.452	97-128	.758	81-211-292		4.4	163	2.4	163-0	50	28	647	9.7
Cliff Meely	14-0	174	32-81	.395	9-16	.563	12-40-52		3.7	10	0.7	31-1	9	4	73	5.2
Ron Riley	65-16	1049	115-280	.411	38-56	.679	91-213-304		4.7	75	1.2	137-1	32	21	268	4.1
Dave Wohl	50-0	700	66-163	.405	38-49	.776	9-47-56		1.1	112	2.2	112-2	26	1	170	3.4
Rudy White	32-0	284	42-102	.412	18-25	.720	13-25-38		1.2	30	0.9	32-0	19	5	102	3.2
Gus Bailey	30-0	262	28-77	.364	14-28	.500	20-30-50		1.7	41	1.4	33-1	14	8	70	2.3
Steve Hawes	6-0	51	5-13	.385	0-0	.000	5-13-18		3.0	10	1.7	6-0	0	0	10	1.7
ROCKETS	82	19755	3546-7304	.485	1616-2046	.790	1059-2644-3703		45.2	2213	27.0	2045-36	656	359	8708	106.2
OPPONENTS	82	19755	3603-7551	.477	1568-2072	.757	1116-2473-3589		43.8	2028	24.7	2050-23	684	311	8774	107.0

Date	Opponent	Score	Record	Date	Opponent	Score	Record
Oct. 24	at Boston	L94-109	0-1	24	Seattle	W110-103	20-22
28	at Buffalo	L108-124	0-2	27	Philadelphia	W127-116	21-22
31	at Detroit	L127-131	0-3	28	Cleveland	W108-93	22-22
Nov. 2	Milwaukee	W104-89	1-3	29	at Kansas City	L86-119	22-23
4	New York	W119-106	2-3	31	at New York	W130-114	23-23
8	Cleveland	W116-112	3-3	Feb. 5	New Orleans	L111-114	23-24
12	Buffalo	L80-93	3-4	7	Chicago	W89-87	24-24
13	at New York	L102-108	3-5	9	Kansas City	W105-86	25-24
15	New Orleans	W103-101	4-5	11	Boston	W115-103	26-24
18	at Cleveland	W95-91	5-5	13	at Philadelphia	L109-134	26-25
19	L.A. Lakers	L110-118	5-6	14	at Washington	L89-108	26-26
21	at Phoenix	L92-107	5-7	15	at Milwaukee	L105-113	26-27
23	at L.A. Lakers	W99-110	5-8	18	L.A. Lakers	W114-98	27-27
25	at Washington	W100-89	6-8	20	Milwaukee	W110-108	28-27
26	Washington	W97-85	7-8	21	Phoenix	L108-110 (OT)	28-28
29	Philadelphia	W99-98	8-8	22	at Cleveland	L103-107	28-29
Dec. 2	at Chicago	W91-77	9-8	23	Cleveland	W117-114	29-29
3	Seattle	W107-101	10-8	25	at Boston	L102-103	29-30
5	at Detroit	L91-102	10-9	27	at Buffalo	W113-107	30-30
6	Detroit	W105-96	11-9	29	at Washington	L108-110	30-31
10	Phoenix	L91-105	11-10	Mar. 3	at New Orleans	W113-105	31-31
13	Boston	L120-137	11-11	4	Washington	L106-113	31-32
16	at Kansas City	W111-100	12-11	6	Atlanta	W101-97	32-32
17	at Buffalo	L85-88	12-12	7	at Atlanta	L106-123	32-33
19	Atlanta	W113-107	13-12	10	Portland	W113-110	33-33
20	at Atlanta	L108-123	13-13	12	Buffalo	W113-100	34-33
23	Chicago	W103-94	14-13	13	Golden State	L97-111	34-34
25	at New Orleans	L99-101	14-14	16	New York	W116-111	35-34
27	at Golden State	W113-110	15-14	17	Atlanta	W124-112	36-34
28	at Seattle	L106-116	15-15	19	at Portland	L105-111	36-35
Jan. 1	at Portland	W110-107	16-15	21	at Seattle	L107-117	36-36
3	at Milwaukee	L101-126	16-16	23	at L.A. Lakers	L106-125	36-37
5	at Chicago	L97-98	16-17	25	at Golden State	W123-104	37-37
7	Kansas City	L106-108	16-18	27	Philadelphia	W109-95	38-37
8	at Atlanta	W115-106	17-18	30	at Cleveland	L86-95	38-38
10	Portland	W105-94	18-18	Apr. 2	at Boston	L115-119	38-39
14	New York	L103-107 (OT)	18-19	5	at Philadelphia	L129-130 (OT)	38-40
16	Golden State	L103-128	18-20	7	Washington	L105-115	38-41
17	New Orleans	W97-103	18-21	9	at New Orleans	L88-99	38-42
19	Washington	W115-96	19-21	10	Detroit	W110-99	39-42
23	at Phoenix	L115-124	19-22	11	at Atlanta	W122-111	40-42

1976-77 Houston Rockets

(49-33, 1st Central)

Final Statistics

Player	G-S	Min	FGM-A	Pct.	FTM-A	Pct.	Rebounds		Avg.	A	Avg.	PF-D	S	B	TP	Avg.
							O-D-T									
Rudy Tomjanovich	81-80	3130	733-1437	.510	287-342	.839	172-512-684	8.4	172	2.1	198-1	57	27	1753	21.6	
Calvin Murphy	82-80	2764	596-1216	.490	272-307	.886	54-118-172	2.1	386	4.7	281-6	144	8	1464	17.9	
Moses Malone (TOT)	82-71	2506	389-810	.480	305-440	.693	437-635-1072	13.1	89	1.1	275-3	67	181	1083	13.2	
Moses Malone (HOU)	80-71	2500	389-810	.480	305-440	.693	437-634-1071	13.4	89	1.1	274-3	67	181	1083	13.5	
Mike Newlin	82-34	2119	387-850	.455	269-304	.885	53-151-204	2.5	320	3.9	226-2	60	3	1043	12.7	
John Lucas	82-56	2531	388-814	.477	135-171	.789	55-164-219	2.7	463	5.7	174-0	125	19	911	11.1	
Kevin Kunnert	81-56	2050	333-685	.486	93-126	.738	210-459-669	8.3	154	1.9	361-17	35	105	759	9.4	
John Johnson	79-24	1738	319-696	.458	94-132	.712	75-191-266	3.4	163	2.1	199-1	47	24	732	9.3	
Dwight Jones	74-10	1239	167-338	.494	101-126	.802	98-186-284	3.8	48	0.7	175-1	38	19	435	5.9	
Ed Ratleff	37-2	533	70-161	.435	26-42	.619	24-53-77	2.1	43	1.2	45-0	20	6	166	4.5	
Tom Owens	46-1	462	68-135	.504	52-76	.684	47-95-142	3.1	18	0.4	96-2	4	13	188	4.1	
Rudy White	46-0	368	47-106	.443	15-25	.600	13-28-41	0.9	35	0.8	39-0	11	1	109	2.4	
Eugene Kennedy	32-1	277	31-58	.534	3-8	.375	14-37-51	1.6	6	0.2	45-1	7	5	65	2.0	
Dave Wohl	14-0	62	7-17	.412	4-4	1.000	1-4-5	0.4	15	1.1	18-1	0	0	18	1.3	
Phil Hicks	2-0	7	0-2	.000	0-0	.000	1-0-1	0.5	1	0.5	1-0	1	0	0	0.0	
ROCKETS	82	19780	3535-7325	.483	1656-2103	.787	1254-2632-3886	47.4	1913	23.3	2132-35	616	411	8726	106.4	
OPPONENTS	82	19780	3424-7356	.465	1746-2252	.775	1121-2232-3353	40.9	1883	23.0	1978-27	547	350	8594	104.8	

Date	Opponent	Score	Record													
Oct. 21	at Atlanta	W120-104	1-0	21	at Detroit	L86-109	23-19									
23	Phoenix	W129-126	2-0	22	Portland	W110-107	24-19									
27	Philadelphia	L94-116	2-1	27	Detroit	W114-107	25-19									
30	Washington	W105-92	3-1	28	Atlanta	W118-104	26-19									
Nov. 3	Boston	W117-111 (OT)	4-1	29	at Atlanta	L97-101	26-20									
5	at New Jersey	L91-95	4-2	Feb. 3	at New York	L90-108	26-21									
6	at Buffalo	L102-117	4-3	5	New York	W105-103	27-21									
9	at Chicago	W111-92	5-3	6	at New Orleans	L90-99	27-22									
10	Seattle	W99-97	6-3	8	Cleveland	W97-81	28-22									
12	at Milwaukee	L99-111	6-4	9	Chicago	W108-103	29-22									
13	New Jersey	L110-114	6-5	11	San Antonio	L104-107	29-23									
17	Buffalo	W120-114 (OT)	7-5	16	Seattle	W124-95	30-23									
20	Kansas City	W127-126 (OT)	8-5	17	at San Antonio	W113-99	31-23									
24	Golden State	W113-107 (OT)	9-5	19	at Kansas City	W109-115	31-24									
26	at New Orleans	W105-99	10-5	22	at Denver	L106-118	31-25									
27	San Antonio	W125-116	11-5	24	at Phoenix	W109-106	32-25									
Dec. 1	Detroit	W110-104	12-5	25	at Portland	W123-106	33-25									
2	Milwaukee	W137-110	13-5	27	at L.A. Lakers	L101-106	33-26									
4	Indiana	W120-108	14-5	Mar. 2	L.A. Lakers	W120-113	34-26									
8	at Phoenix	L95-116	14-6	5	Milwaukee	W119-106	35-26									
10	at L.A. Lakers	L99-109	14-7	6	at New Jersey	W99-91	36-26									
11	at Golden State	L112-124	14-8	7	at Buffalo	W128-107	37-26									
12	at Seattle	W96-92	15-8	9	Phoenix	W105-100	38-26									
14	at Portland	L84-104	15-9	11	at Indiana	W124-109	39-26									
16	Atlanta	W118-107	16-9	12	New Orleans	W120-104	40-26									
18	New Orleans	L106-110	16-10	16	New Jersey	W100-86	41-26									
22	Washington	W111-90	17-10	17	at Cleveland	W88-87	42-26									
26	at Indiana	W93-79	18-10	18	at Philadelphia	L104-124	42-27									
28	at New York	L99-111	18-11	19	Buffalo	W110-104	43-27									
29	Philadelphia	W93-91	19-11	22	Indiana	W106-99	44-27									
Jan. 1	at Washington	L89-104	19-12	23	Portland	W109-104	45-27									
2	at Cleveland	L80-104	19-13	24	at San Antonio	L112-118	45-28									
5	New York	W108-107	20-13	26	Kansas City	W107-97	46-28									
7	Denver	L107-117	20-14	27	at Detroit	L100-115	46-29									
8	at Kansas City	L94-106	20-15	29	at Golden State	L92-109	46-30									
11	Boston (Hartford)	L101-105	20-16	30	at Seattle	L105-111	46-31									
12	at Philadelphia	L97-102	20-17	Apr. 1	at Washington	W91-85	47-31									
14	at Milwaukee	W111-84	21-17	2	Cleveland	W106-93	48-31									
15	L.A. Lakers	W122-116	22-17	6	at Boston	W104-93	49-31									
18	Chicago	W103-85	23-17	8	at Chicago	W109-113	49-32									
19	Boston	L102-112	23-18	9	Denver	L110-118	49-33									
Date	Opponent	Score	Record	Date	Opponent	Score	Record									
Oct. 19	Chicago	L103-107	0-1													

1977-78 Houston Rockets

(28-54, 6th Central)

Final Statistics

Player	G-S	Min	FGM-A	Pct.	FTM-A	Pct.	Rebounds		Avg.	A	Avg.	PF-D	S	TO	B	TP	Avg.
							O-D-Tot										
Calvin Murphy	76-72	2900	852-1737	.491	245-267	.918	57-107-164		2.2	259	3.4	241-4	112	173	3	1949	25.6
Rudy Tomjanovich	23-23	849	217-447	.485	61-81	.753	40-98-138		6.0	32	1.4	63-0	15	38	5	495	21.5
Moses Malone	59-59	2107	413-828	.499	318-443	.718	380-506-886		15.0	31	0.5	179-3	48	220	76	1144	19.4
Mike Newlin	45-12	1181	216-495	.436	152-174	.874	36-84-120		2.7	203	4.5	128-1	52	120	9	584	13.0
John Lucas	82-82	2933	412-947	.435	193-250	.772	51-204-255		3.1	768	9.4	208-1	160	213	9	1017	12.4
Dwight Jones	82-50	2476	346-777	.445	181-233	.777	215-426-641		7.8	109	1.3	265-2	77	165	39	873	10.6
Kevin Kunnert	80-44	2152	368-842	.437	93-135	.689	262-431-693		8.7	97	1.2	315-13	44	141	90	829	10.4
Robert Reid	80-55	1849	261-574	.455	63-96	.656	111-248-359		4.5	121	1.5	277-8	67	81	51	585	7.3
Alonzo Bradley	43-11	798	130-304	.428	43-59	.729	24-75-99		2.3	54	1.3	83-1	16	55	6	303	7.0
Ron Behagen	3-0	33	7-11	.636	0-1	.000	2-5-7		2.3	2	0.7	6-0	0	3	0	14	4.7
Ed Ratleff	68-1	1163	130-310	.419	39-47	.830	56-106-162		2.4	153	2.3	109-0	60	67	22	299	4.4
John Johnson	1-0	11	1-4	.250	2-3	.667	2-1-3		3.0	1	1.0	3-0	0	3	0	4	4.0
C.J. Kupec	49-0	626	84-197	.426	27-33	.818	27-64-91		1.9	50	1.0	54-0	10	24	3	195	4.0
Zaid Abdul-Aziz (TOT)	16-0	158	23-60	.383	17-23	.739	19-31-50		3.1	10	0.6	29-0	3	11	3	63	3.9
Zaid Abdul-Aziz (HOU)	14-0	134	20-47	.426	15-20	.750	13-22-35		2.5	7	0.5	25-0	2	8	2	55	3.9
Rudy White	21-0	219	31-85	.365	14-18	.778	8-13-21		1.0	22	1.1	24-0	8	22	0	76	3.6
Mike Dunleavy (TOT)	15-0	119	20-50	.400	13-18	.722	1-9-10		0.7	28	1.9	12-0	9	12	1	53	3.5
Mike Dunleavy (HOU)	11-0	102	17-43	.395	11-16	.688	1-8-9		0.8	22	2.0	12-0	8	9	1	45	4.1
Robin Jones	12-0	66	11-20	.550	4-10	.400	5-9-14		1.2	2	0.2	16-0	1	7	1	26	2.2
Larry Moffett	20-0	110	5-17	.294	6-10	.600	10-11-21		1.1	7	0.4	16-0	2	8	2	16	0.8
Phil Bond	7-0	21	2-6	.333	0-0	.000	1-3-4		0.6	2	0.3	1-0	1	2	0	4	0.6
ROCKETS	82	19730	3523-7691	.458	1467-1896	.774	1301-2421-3722		45.4	1942	23.7	2025-33	683	1376	319	8513	103.8
OPPONENTS	82	19730	3571-7704	.482	1699-2238	.759	1195-2525-3720		45.4	1990	24.3	1752-18	605	1410	360	8841	107.8

21	at Kansas City	L94-95	0-2	20	Detroit	W118-108	16-27
22	Boston	W110-98	1-2	22	at L.A. Lakers	L101-106	16-28
27	Milwaukee	W133-110	2-2	25	at Phoenix	L96-118	16-29
29	Phoenix	W125-112	3-2	27	at Denver	L100-105	16-30
Nov. 3	Golden State	W113-111 (OT)	4-2	29	at Portland	L88-123	16-31
4	at Milwaukee	L108-110	4-3	Feb. 1	New Jersey	W124-103	17-31
5	Washington	W116-105	5-3	3	New York	W112-102	18-31
8	at Chicago	L104-117	5-4	8	Chicago	W105-101	19-31
9	at Detroit	L107-127	5-5	9	at San Antonio	L94-104	19-32
10	Atlanta	L101-132	5-6	10	San Antonio	L114-125	19-33
12	Portland	W104-102	6-6	12	at New Orleans	W119-112	20-33
16	Buffalo	L97-101	6-7	14	at Kansas City	L102-125	20-34
19	New Orleans	L101-103	6-8	15	Indiana	W126-122	21-34
22	at Philadelphia	L99-105	6-9	17	at Milwaukee	L98-115	21-35
23	at Boston	L100-109	6-10	18	Atlanta	W121-112	22-35
25	at Washington	L91-93	6-11	21	Boston	W111-96	23-35
28	at New York	L86-104	6-12	22	at Detroit	L108-119	23-36
29	New York	W120-103	7-12	24	at New Jersey	L112-126	23-37
Dec. 1	at Cleveland	W105-92	8-12	26	at Buffalo	W110-106	24-37
3	Philadelphia	W120-116 (OT)	9-12	27	Cleveland	L97-110	24-38
6	at Golden State	L105-107	9-13	Mar. 1	Buffalo	L104-114	24-39
9	at L.A. Lakers	W116-105	10-13	3	at Atlanta	L110-133	24-40
10	at Phoenix	L93-110	10-14	5	at Washington	L88-106	24-41
11	at Seattle	L84-116	10-15	7	at New York	L101-112	24-42
14	L.A. Lakers	L91-113	10-16	9	Portland	L94-97	24-43
17	Phoenix	L97-101	10-17	10	Washington	L114-117	24-44
20	at Buffalo	L104-110	10-18	11	Seattle	L91-93	24-45
21	at New Jersey	W103-93	11-18	14	at Cleveland	L98-119	24-46
23	at San Antonio	L101-107	11-19	16	Detroit	L98-106	24-47
26	Kansas City	W113-99	12-19	18	New Jersey	L104-106	24-48
29	Cleveland	W104-99	13-19	21	at Chicago	L99-101	24-49
30	at Indiana	L98-99	13-20	22	L.A. Lakers	L106-124	24-50
Jan. 4	Indiana	W104-96	14-20	24	Kansas City	W107-103	25-50
6	Milwaukee	L101-103	14-21	29	Golden State	L89-112	25-51
7	at Atlanta	L82-106	14-22	Apr. 1	Philadelphia	W116-112	26-51
10	at Philadelphia	L80-95	14-23	2	at Denver	L100-109	26-52
11	at Boston	L88-91	14-24	4	at Portland	W101-89	27-52
14	Denver	L106-109	14-25	5	at Seattle	L100-113	27-53
17	at San Antonio	W104-93	15-25	7	New Orleans	L114-117	27-54
17	at New Orleans	L95-99	15-26	8	at Indiana	W112-111	28-54
Date	Opponent	Score	Record				
18	Seattle	L104-106	15-27				

1978-79 Houston Rockets

(47-35, 2nd Central)

Final Statistics

Player	G-S	Min	FGM-A	Pct.	FTM-A	Pct.	Rebounds		Avg.	A	Avg.	PF-D	S	TO	B	TP	Avg.
							O-D-Tot										
Moses Malone	82-82	3390	716-1325	.540	599-811	.739	587-857-1444		17.6	147	1.8	223-0	79	326	119	2031	24.8
Calvin Murphy	82-81	2941	707-1424	.496	246-265	.928	78-95-173		2.1	351	4.3	288-5	117	187	6	1660	20.2
Rudy Tomjanovich	74-74	2641	620-1200	.517	168-221	.760	170-402-572		7.7	137	1.9	186-0	44	138	18	1408	19.0
Rick Barry	80-78	2566	461-1000	.461	160-169	.947	40-237-277		3.5	502	6.3	195-0	95	198	38	1082	13.5
Robert Reid	82-27	2259	382-777	.492	131-186	.704	129-354-483		5.9	230	2.8	302-7	75	131	48	895	10.9
Mike Newlin	76-28	1828	283-581	.487	212-243	.872	51-119-170		2.2	291	3.8	218-3	51	175	79	778	10.2
Mike Dunleavy	74-19	1486	215-425	.506	159-184	.864	28-100-128		1.7	324	4.4	168-2	56	130	5	589	8.0
Dwight Jones	81-2	1215	181-395	.458	96-132	.727	110-218-328		4.1	57	0.7	204-1	34	102	26	458	5.7
Slick Watts	61-19	1046	92-227	.405	41-67	.612	35-68-103		1.7	243	4.0	143-1	73	71	14	225	3.7
Jack Dorsey	20-0	108	24-43	.558	8-16	.500	12-11-23		1.2	2	0.1	25-0	1	8	2	56	2.8
Alonzo Bradley	34-0	245	37-88	.420	22-33	.667	13-33-46		1.4	17	0.5	33-0	5	17	1	96	2.8
E.C. Coleman	6-0	39	5-7	.714	1-1	1.000	1-6-7		1.2	1	0.2	11-0	2	0	0	11	1.8
Tom Barker	5-0	16	3-6	.500	2-2	1.000	2-4-6		1.2	0	0.0	5-0	0	1	0	8	1.6
ROCKETS	82	19780	3726-7498	.497	1845-2330	.792	1256-2504-3760		45.9	2302	28.1	2001-19	632	1510	286	9297	113.4
OPPONENTS	82	19780	3795-7625	.498	1627-2211	.736	1186-2315-3501		42.7	2278	27.8	2055-43	660	1400	431	9217	112.4
Date	Opponent			Score	Record												

Date Opponent Score Record

Oct.	13	at New York	W111-107	1-0	14	at Atlanta	L105-115	24-18
	14	at Boston	W114-108	2-0	17	at Golden State	W104-103	25-18
	18	New Jersey	W139-87	3-0	19	at L.A. Lakers	W122-121 (OT)	26-18
	19	at Kansas City	L103-108	3-1	20	at Phoenix	L97-116	26-19
	21	Boston	W118-101	4-1	24	Denver	W117-116	27-19
	25	New York	W106-101	5-1	27	Seattle	L94-99	27-20
	28	Philadelphia	L99-101	5-2	30	at Indiana	L106-112	27-21
	29	at Denver	L121-134	5-3	31	at Boston	L102-119	27-22
	Nov. 1	Golden State	L105-112	5-4	Feb. 2	Washington	L106-120	27-23
	4	Phoenix	W110-103	6-4	6	Detroit	W113-108	28-23
Nov.	10	at Milwaukee	L126-131	6-5	8	Milwaukee	W134-129	29-23
	11	San Diego	W136-123	7-5	9	at New Orleans	W106-99	30-23
	15	Chicago	L103-117	7-6	10	Seattle	W113-101	31-23
	18	San Antonio	W126-120	8-6	13	Indiana	L120-124	31-24
	22	L.A. Lakers	L114-121	8-7	15	Portland	W119-116	32-24
	24	at Phoenix	L113-120	8-8	16	at Detroit	L96-110	32-25
	25	at Portland	L105-127	8-9	18	at New Jersey	L124-126 (OT)	32-26
	26	at Seattle	W108-103	9-9	22	at Washington	W120-110	33-26
	29	at Golden State	L94-109	9-10	25	at San Antonio	L107-127	33-27
	30	at San Diego	W113-104	10-10	27	at Atlanta	L111-125	33-28
Dec.	2	at Chicago	L91-105	10-11	28	Denver	W122-97	34-28
	6	Washington	L96-101	10-12	Mar. 2	at Portland	W118-98	35-28
	8	at New Orleans	W110-106	11-12	4	at Seattle	L109-119	35-29
	9	Portland	W116-110	12-12	6	at Denver	W119-118	36-29
	12	Boston	W112-105	13-12	7	at San Diego	L115-138	36-30
	14	Golden State	W126-123 (OT)	14-12	10	New Orleans	W124-109	37-30
	15	at Philadelphia	L84-91	14-13	14	Kansas City	W129-107	38-30
	20	at New Jersey	W108-105	15-13	16	Chicago	W124-118	39-30
	21	at Cleveland	L90-101	15-14	17	Phoenix	W134-122	40-30
	23	New York	W129-107	16-14	21	Philadelphia	L108-114	40-31
Jan.	26	at Kansas City	W109-102	17-14	23	at Indiana	L134-141	40-32
	27	at Detroit	L119-131	17-15	24	Atlanta	W120-116	41-32
	29	Milwaukee	W106-103	18-15	27	at Chicago	W122-116	42-32
	30	Detroit	W112-101	19-15	28	Indiana	L124-125	42-33
	3	New Jersey	W127-122	20-15	30	at San Antonio	W117-116	43-33
	5	Atlanta	L106-109	20-16	Apr. 1	at Cleveland	L105-114	43-34
	6	L.A. Lakers	W115-112 (OT)	21-16	3	at New York	W116-115	44-34
	8	at Milwaukee	L104-116	21-17	4	at Philadelphia	L120-121	44-35
	9	Kansas City	W126-110	22-17	6	Cleveland	W112-110	45-35
	12	Cleveland	W107-96	23-17	7	San Antonio	W123-106	46-35
Date	13	New Orleans	W117-106	24-17	8	at Washington	W112-102	47-35
		Opponent	Score	Record				

1979-80 Houston Rockets

(41-41, 2nd Central)

Final Statistics

Player									Rebounds											
	G-S	Min	FGM-A	Pct.	3PM-A	Pct.	FTM-A	Pct.	O-D-Tot	Avg.	A	Avg.	PF-D	S	TO	B	TP	Avg.		
Moses Malone	82-82	3140	778-1549	502	0-6	.000	563-783	.719	573-617-1190	14.5	147	1.8	210-0	80	300	107	2119	25.8		
Calvin Murphy	76-75	2676	624-1267	493	1-25	.040	271-302	.897	68-82-150	2.0	299	3.9	269-3	143	162	9	1520	20.0		
Rudy Tomjanovich	62-50	1834	370-778	476	22-79	.278	118-147	.803	132-226-358	5.8	109	1.8	161-2	32	98	10	880	14.2		
Robert Reid	76-54	2304	419-861	487	0-3	.000	153-208	.736	140-301-441	5.8	244	3.2	281-2	132	164	57	991	13.0		
Rick Barry	72-28	1816	325-771	422	73-221	.330	143-153	.935	53-183-236	3.3	268	3.7	182-0	80	152	28	866	12.0		
Allen Leavell	77-31	2123	330-656	503	3-19	.158	180-221	.814	57-127-184	2.4	417	5.4	197-1	127	205	28	843	10.9		
Billy Paultz (TOT)	84	2193	327-673	486	0-0	.000	109-182	.599	187-399-586	7.0	188	2.2	213-3	69	-	84	764	9.1		
Billy Paultz (HOU)	37-21	980	138-292	473	0-0	.000	43-82	.524	92-173-265	7.2	70	1.9	86-0	22	57	39	319	8.6		
Mike Dunleavy	51-7	1036	148-319	464	3-20	.150	111-134	.828	26-74-100	2.0	210	4.1	120-2	40	110	4	410	8.0		
Dwight Jones	21-0	278	50-119	420	0-0	.000	27-36	.750	31-41-72	3.4	11	0.5	48-0	4	20	5	127	6.0		
Tom Henderson	66-51	1551	154-323	477	0-2	.000	56-77	.727	34-77-111	1.7	274	4.2	107-1	55	102	4	364	5.5		
Major Jones	82-11	1545	188-392	480	1-3	.333	61-108	.565	147-234-381	4.7	67	0.8	186-0	50	112	67	438	5.3		
John Shumate	29-0	332	34-64	531	0-0	.000	33-44	.750	25-54-79	2.7	23	0.8	39-0	8	27	9	101	3.5		
Rudy White	9-0	106	13-24	542	0-0	.000	10-13	.769	0-9-9	1.0	5	0.6	8-0	5	8	0	36	4.0		
Paul Mokeski	12-0	113	11-33	333	0-0	.000	7-9	.778	14-15-29	2.4	2	0.2	24-0	1	10	6	29	2.4		
Alonzo Bradley	22-0	96	17-48	354	1-1	1.000	6-9	.667	2-4-6	0.3	3	0.1	9-0	3	8	0	41	1.9		
ROCKETS	82	19930	3599-7496	480	104-379	.274	1782-2326	.766	1394-2217-3611	44.0	2149	26.2	1927-11	782	1565	373	9084	110.8		
OPPONENTS	82	19930	3658-7382	496	58-215	.270	1696-2153	.788	1290-2317-3607	44.0	2223	27.1	2049-29	778	1596	428	9070	110.7		

Date	Opponent	Score	Record	Date	Opponent	Score	Record
Oct.	12 at Boston	L106-114	0-1	9 Denver	W114-112	20-22	
	13 at Philadelphia	L105-113	0-2	12 Cleveland	W112-96	21-22	
	16 at New York	L121-126	0-3	13 at Milwaukee	W121-117	22-22	
	17 Indiana	W116-112	1-3	16 New Jersey	L112-122	22-23	
	20 Atlanta	W107-102	2-3	18 Washington	W134-111	23-23	
	24 Boston	L99-100	2-4	19 at Detroit	L110-122	23-24	
	28 at New Jersey	L115-120	2-5	22 at Boston	L106-112	23-25	
	30 at Cleveland	L112-124	2-6	23 San Diego	W111-110 (2OT)	24-25	
	31 at Indiana	L129-133 (OT)	2-7	26 Seattle	W123-111	25-25	
Nov.	3 at Detroit	W114-111	3-7	29 at Indiana	L112-133	25-26	
	7 New Jersey	W106-101	4-7	30 San Antonio	L111-118	25-27	
	10 Detroit	W112-104	5-7	31 Philadelphia	L105-110	25-28	
	13 at Chicago	W128-127	6-7	Feb. 6 New Jersey	W115-114	26-28	
	14 Golden State	W133-92	7-7	8 Cleveland	W105-104	27-28	
	16 New York	W133-130	8-7	9 Utah	W117-95	28-28	
	17 at Atlanta	W102-100	9-7	12 at San Antonio	W120-118	29-28	
	20 at New York	L125-130 (OT)	9-8	13 New York	W122-117	30-28	
	21 Philadelphia	W97-94	10-8	15 Milwaukee	L103-114	30-29	
	23 at Philadelphia	L102-113	10-9	17 at Denver	L99-112	30-30	
	24 Washington	L103-105	10-10	20 at Golden State	L102-115	30-31	
	27 at Kansas City	L115-117	10-11	22 at Utah	W94-82	31-31	
	28 Cleveland	W113-111 (OT)	11-11	24 at L.A. Lakers	L100-112	31-32	
	30 Atlanta	W106-95	12-11	26 Indiana	W93-88	32-32	
Dec.	1 Portland	W120-112 (OT)	13-11	27 Washington	W110-97	33-32	
	5 L.A. Lakers	L114-116	13-12	28 at Washington	L99-105	33-33	
	7 Detroit	W124-109	14-12	Mar. 2 Kansas City	L91-94	33-34	
	8 at San Antonio	L129-138	14-13	4 at Atlanta	W93-83	34-34	
	12 at San Diego	W118-107	15-13	5 Boston	L99-103 (OT)	34-35	
	13 at Phoenix	L113-121	15-14	7 at New Jersey	W111-110 (2OT)	35-35	
	14 at Seattle	L101-109	15-15	8 Atlanta	L79-97	35-36	
	16 at Portland	L101-123	15-16	11 at New York	L109-129	35-37	
	19 Chicago	L102-108	15-17	12 at Boston	L105-121	35-38	
	21 at Philadelphia	L106-117	15-18	14 at Washington	L85-92	35-39	
	22 at Washington	L114-122	15-19	16 at Detroit	W102-99	36-39	
	26 San Antonio	W143-110	16-19	19 New York	W139-113	37-39	
	27 at Atlanta	L110-112	16-20	20 at Cleveland	L96-109	37-40	
	29 Philadelphia	W104-100	17-20	22 Indiana	W125-110	38-40	
Jan.	2 Boston	L103-111	17-21	25 at San Antonio	L107-126	38-41	
	4 at New Jersey	L101-104	17-22	26 San Antonio	W113-101	39-41	
	5 Phoenix	W111-110	18-22	28 Detroit	W128-112	40-41	
	8 at Cleveland	W118-115 (OT)	19-22	30 at Indiana	W121-106	41-41	

1980-81 Houston Rockets

(40-42, 2nd Midwest)

Final Statistics

Player	G-S	Min	FGM-A	Pct.	3PM-A	Pct.	FTM-A	Pct.	Rebounds		A	Avg.	PF-D	S	TO	B	TP	Avg.
									O-D-Tot	Avg.								
Moses Malone	80-80	3245	806-1545	.522	1-3	.333	609-804	.757	474-706-1180	14.8	141	1.8	223-0	83	308	150	2222	27.8
Calvin Murphy	76-11	2014	528-1074	.492	4-17	.235	206-215	.958	33-54-87	1.2	222	2.9	209-0	111	129	6	1266	16.7
Robert Reid	82-82	2963	536-1113	.482	0-4	.000	229-303	.756	164-419-583	7.1	344	4.2	325-4	163	198	66	1301	15.9
Rudy Tomjanovich	52-38	1264	263-563	.467	12-51	.235	65-82	.793	78-130-208	4.0	81	1.6	121-0	19	58	6	603	11.6
Mike Dunleavy	74-35	1609	310-632	.491	1-16	.063	156-186	.839	28-90-118	1.6	268	3.6	165-1	64	137	2	777	10.5
Allen Leavell	79-32	1686	258-548	.471	2-17	.118	124-149	.832	30-104-134	1.7	384	4.9	160-1	97	189	15	642	8.1
Billy Paultz	81-29	1659	262-517	.507	0-3	.000	75-153	.490	111-280-391	4.8	105	1.3	182-1	28	89	72	599	7.4
Bill Willoughby	55-11	1145	150-287	.523	0-0	.000	49-64	.766	74-153-227	4.1	64	1.2	102-0	18	74	31	349	6.3
Calvin Garrett	70-35	1638	188-415	.453	1-3	.333	50-62	.806	85-179-264	3.8	132	1.9	167-0	50	90	10	427	6.1
Tom Henderson	66-45	1411	137-332	.413	0-3	.000	78-95	.821	30-74-104	1.6	307	4.7	111-1	53	93	4	352	5.3
Major Jones	68-12	1003	117-252	.464	0-1	.000	64-101	.634	96-138-234	3.4	41	0.6	112-0	18	57	23	298	4.4
John Stroud	9-0	88	11-34	.324	0-0	.000	3-4	.750	7-6-13	1.4	9	1.0	7-0	1	7	0	25	2.8
Lee Johnson	10-0	80	7-23	.304	0-0	.000	3-5	.600	6-14-20	2.0	1	0.1	17-0	0	4	5	17	1.7
ROCKETS	82	19805	3573-7335	.487	21-118	.178	1711-2223	.770	1216-2347-3563	43.5	2099	25.6	1901-8	705	1451	390	8878	108.3
OPPONENTS	82	19805	3617-7341	.493	49-171	.287	1568-2108	.744	1177-2367-3544	43.2	2191	26.7	1977-18	689	1430	367	8851	107.9

Date	Opponent	Score	Record	Date	Opponent	Score	Record
Oct. 10	at San Diego	L104-120	0-1	7	Kansas City	L108-114	18-24
12	at L.A. Lakers	L103-114	0-2	9	at Philadelphia	L94-107	18-25
15	Seattle	W103-100	1-2	10	Portland	W106-105	19-25
17	at Portland	W102-99	2-2	14	Chicago	W109-105	20-25
18	at Golden State	L101-108	2-3	16	at Phoenix	L89-92	20-26
21	at Denver	W119-117	3-3	17	New York	L98-99	20-27
23	Kansas City	L96-105	3-4	18	at Denver	W98-97	21-27
25	Detroit	L109-112	3-5	21	Phoenix	W106-100	22-27
29	Dallas	W109-103	4-5	23	at Kansas City	L107-113	22-28
Nov. 5	San Diego	L104-111	4-6	24	Utah	W106-91	23-28
8	Phoenix	L115-116	4-7	28	New Jersey	W111-99	24-28
11	at Dallas	W105-94	5-7	29	at Utah	L97-99	24-29
12	L.A. Lakers	W107-104	6-7	Feb. 3	Denver	W135-128 (OT)	25-29
14	at Utah	L115-117	6-8	4	Dallas	W116-68	26-29
15	at Seattle	L139-143 (OT)	6-9	6	at Phoenix	L99-112	26-30
18	Seattle	W138-118	7-9	7	Atlanta	W87-81	27-30
20	at Cleveland	W117-114	8-9	11	San Antonio	W108-89	28-30
21	at New Jersey	W116-108	9-9	13	L.A. Lakers	L105-114	28-31
22	at Indiana	L120-129	9-10	14	Milwaukee	L112-117	28-32
24	at New York	L110-113 (OT)	9-11	19	at San Diego	L99-116	28-33
26	Philadelphia	L100-101	9-12	20	at L.A. Lakers	W110-107	29-33
28	at San Antonio	W124-115	10-12	22	at Seattle	W111-96	30-33
29	Dallas	W115-90	11-12	23	at Utah	W106-102	31-33
30	at Phoenix	L114-117	11-13	25	Indiana	W101-100	32-33
Dec. 3	Cleveland	W118-109	12-13	27	Seattle	W96-92	33-33
5	at Kansas City	L100-108	12-14	28	San Diego	L103-104	33-34
6	Denver	W111-108	13-14	Mar. 1	at San Antonio	L86-102	33-35
10	L.A. Lakers	L108-109	13-15	4	Boston	L101-108	33-36
12	at Portland	L100-106	13-16	6	Washington	L104-105	33-37
13	at Golden State	W99-97	14-16	7	at Atlanta	L108-114	33-38
17	San Antonio	L107-113	14-17	11	Golden State	W109-92	34-38
19	at Boston	L119-133	14-18	13	Portland	W126-104	35-38
20	at Chicago	L109-133	14-19	14	Utah	W101-82	36-38
21	at Milwaukee	L91-123	14-20	15	at Denver	L127-138	36-39
23	Golden State	L99-114	14-21	18	at Golden State	L117-118	36-40
26	at Detroit	W114-94	15-21	20	at Portland	L103-107	36-41
27	at Washington	L97-115	15-22	22	at Kansas City	W114-108	37-41
30	San Diego	W104-98	16-22	24	at Dallas	W114-111 (OT)	38-41
Jan. 1	Utah	W117-103	17-22	25	San Antonio	W117-111	39-41
2	at Dallas	W124-120 (OT)	18-22	27	Kansas City	W91-84	40-41
3	Denver	L132-134	18-23	29	at San Antonio	L109-135	40-42

1981-82 Houston Rockets

(46-36, 2nd Midwest)

Final Statistics

Player	Rebounds																					
	G-S	Min	FGM-A	Pct.	3PM-A	Pct.	FTM-A	Pct.	O-D-Tot	Avg.	A	Avg.	PF-D	S	TO	B	TP	Avg.				
Moses Malone	81-81	3398	945-1822	.519	0-6	.000	630-827	.762	558-630-1188	14.7	142	1.8	208-0	76	294	125	2520	31.1				
Elvin Hayes	82-82	3032	519-1100	.472	0-5	.000	280-422	.664	267-480-747	9.1	144	1.8	287-4	62	208	104	1318	16.1				
Robert Reid	77-75	2913	437-958	.456	1-10	.100	160-214	.748	175-336-511	6.6	314	4.1	297-2	115	157	48	1035	13.4				
Allen Leavell	79-61	2150	370-793	.467	9-31	.290	115-135	.852	49-119-168	2.1	457	5.8	182-2	150	153	15	864	10.9				
Calvin Murphy	64-0	1204	277-648	.427	1-16	.063	100-110	.909	20-41-61	1.0	163	2.7	142-0	43	82	1	655	10.2				
Bill Willoughby	69-42	1475	240-464	.517	3-7	.429	56-77	.727	107-157-264	3.8	75	1.1	146-1	31	78	59	539	7.8				
Mike Dunleavy	70-15	1315	206-450	.458	33-86	.384	75-106	.708	24-80-104	1.5	227	3.2	161-0	45	80	3	520	7.4				
Tom Henderson	75-23	1721	183-403	.454	0-2	.000	105-150	.700	33-105-138	1.8	306	4.1	120-0	55	105	7	471	6.3				
Calvin Garrett	51-22	858	105-242	.434	3-10	.300	17-26	.654	27-67-94	1.8	76	1.5	94-0	32	38	6	230	4.5				
Major Jones	60-6	746	113-213	.531	0-3	.000	42-77	.545	80-122-202	3.4	25	0.4	100-0	20	50	29	268	4.5				
Larry Spriggs	4-0	37	7-11	.636	0-0	.000	0-2	.000	2-4-6	1.5	4	1.0	7-0	2	4	0	14	3.5				
Billy Paultz	65-3	807	89-226	.394	0-0	.000	34-65	.523	54-126-180	2.8	41	0.6	99-0	15	45	22	212	3.3				
Jawann Oldham	22-0	124	13-36	.361	0-0	.000	8-14	.571	7-17-24	1.1	3	0.1	28-0	2	6	10	34	1.5				
ROCKETS	82	19780	3504-7366	.476	50-176	.284	1622-2225	.729	1403-2284-3687	45.0	1977	24.1	1871-9	648	1321	429	8680	105.9				
OPPONENTS	82	19780	3566-7180	.497	48-202	.238	1503-2011	.747	1170-2304-3474	42.4	2128	26.0	2047-36	678	1341	353	8683	105.9				

Date	Opponent	Score	Record	Date	Opponent	Score	Record
Oct.	30 at L.A. Lakers	W113-112 (2OT)	1-0	26 Indiana	W104-94	20-22	
	31 at San Diego	L110-125	1-1	28 Philadelphia	W109-101	21-22	
Nov.	3 New York	W101-98	2-1	Feb.	2 San Diego	W122-106	22-22
	4 at Denver	L100-112	2-2		5 Phoenix	W106-104	23-22
	6 at Kansas City	L86-90	2-3		7 at Kansas City	W126-110	24-22
	7 Cleveland	L92-96	2-4		9 at San Diego	W129-121	25-22
	11 L.A. Lakers	L93-95	2-5		11 Seattle	W117-100	26-22
	13 Golden State	L100-102	2-6		13 Washington	W111-104	27-22
	14 Utah	W109-105 (OT)	3-6		16 at Detroit	L109-111	27-23
	17 at Indiana	W102-82	4-6		17 at Cleveland	W110-102	28-23
	18 at Boston	W106-104	5-6		19 at New Jersey	W103-96	29-23
	20 at Washington	W95-94	6-6		21 at New York	L106-122	29-24
	21 at Philadelphia	L106-135	6-7		23 Dallas	W105-95	30-24
	24 New Jersey	L84-102	6-8		24 at Denver	W120-110	31-24
	25 at Phoenix	L114-128	6-9		26 Golden State	W111-95	32-24
	27 at Seattle	L110-117	6-10		27 at Dallas	L105-108 (OT)	32-25
	29 at L.A. Lakers	L104-122	6-11	Mar.	2 San Antonio	L117-119	32-26
Dec.	1 Kansas City	L104-106	6-12		4 at Utah	W128-124	33-26
	5 Portland	W110-98	7-12		5 Boston	L98-100	33-27
	8 Seattle	L96-107	7-13		7 at Phoenix	W94-92	34-27
	9 at Milwaukee	L83-89	7-14		9 Milwaukee	W103-91	35-27
	11 at Chicago	L105-118	7-15		12 Denver	L115-130	35-28
	12 Dallas	W101-97	8-15		13 Portland	W112-107	36-28
	15 Phoenix	W99-95	9-15		16 Phoenix	L109-114	36-29
	18 at Dallas	W112-93	10-15		18 at Atlanta	L94-95	36-30
	19 Chicago	W102-95	11-15		19 Detroit	L102-111	36-31
	22 Denver	L109-121	11-16		21 at L.A. Lakers	L102-107	36-32
	26 at Utah	W115-104	12-16		23 at Utah	W117-115	37-32
	29 Atlanta	L93-102	12-17		25 at Portland	W108-95	38-32
	30 at San Antonio	L104-109	12-18		26 at Seattle	W99-97	39-32
Jan.	2 at San Diego	W108-101	13-18		28 at Golden State	W94-92	40-32
	5 at Golden State	W112-111	14-18		30 Dallas	W99-95	41-32
	7 at Seattle	L107-116	14-19	Apr.	1 Golden State	W104-101	42-32
	10 at Portland	W111-109	15-19		4 at San Antonio	W95-93	43-32
	12 San Diego	W107-106	16-19		6 L.A. Lakers	L97-108	43-33
	14 Portland	L100-111	16-20		10 San Antonio	W105-100	44-33
	15 at San Antonio	L90-128	16-21		11 at Dallas	L97-109	44-34
	16 San Antonio	W116-99	17-21		13 Kansas City	W99-95	45-34
	19 Kansas City	W120-112	18-21		14 at Denver	L122-141	45-35
	22 Utah	W128-110	19-21		16 Utah	W107-100	46-35
	23 Denver	L109-111	19-22		18 at Kansas City	L104-106	46-36

1982-83 Houston Rockets

(14-68, 6th Midwest)

Final Statistics

Player	G-S	Min	FGM-A	Pct.	3PM-A	Pct.	FTM-A	Pct.	Rebounds		Avg.	A	Avg.	PF-D	S	TO	B	TP	Avg.
									O-D-Tot										
Allen Leavell	79-76	2602	439-1059	.415	42-175	.240	247-297	.832	64-131-195	2.5	530	6.7	215-0	165	198	14	1167	14.8	
James Bailey (TOT)	75-39	1765	385-774	.497	0-1	.000	226-322	.702	171-303-474	6.3	67	0.9	271-7	43	-	60	996	13.3	
James Bailey (HOU)	69-39	1715	376-756	.497	0-1	.000	224-320	.700	168-300-468	6.8	65	0.9	256-7	42	190	59	976	14.1	
Elvin Hayes	81-43	2302	424-890	.476	2-4	.500	196-287	.683	199-417-616	7.6	158	2.0	232-2	50	200	81	1046	12.9	
Calvin Murphy	64-0	1423	337-754	.447	4-14	.286	138-150	.920	34-40-74	1.2	158	2.5	163-3	59	89	4	816	12.8	
Terry Teagle	73-45	1708	332-776	.428	10-29	.345	87-125	.696	74-120-194	2.7	150	2.1	171-0	53	137	18	761	10.4	
Joe Bryant	81-56	2055	344-768	.448	8-36	.222	116-165	.703	88-189-277	3.4	186	2.3	258-4	82	177	30	812	10.0	
Wally Walker	82-59	2251	362-806	.449	1-4	.250	72-116	.621	137-236-373	4.6	199	2.4	202-3	37	144	22	797	9.7	
Caldwell Jones	82-82	2440	307-677	.453	0-2	.000	162-206	.786	222-446-668	8.2	138	1.7	278-2	46	171	131	776	9.5	
Major Jones	60-4	878	142-311	.457	0-2	.000	56-102	.549	114-149-263	4.4	39	0.7	104-0	22	83	22	340	5.7	
Tom Henderson	51-2	789	107-263	.407	0-2	.000	45-57	.789	18-51-69	1.4	138	2.7	57-0	37	50	2	25	5.1	
Chuck Nevitt	6-0	64	11-15	.733	0-0	.000	1-4	.250	6-11-17	2.8	0	0.0	14-0	1	7	12	23	3.8	
Jeff Taylor	44-4	774	64-160	.400	0-1	.000	30-46	.652	25-53-78	1.8	110	2.5	82-1	40	60	15	158	3.6	
Billy Paultz	57-0	695	89-200	.445	0-0	.000	26-57	.456	54-113-167	2.9	57	1.0	95-0	12	41	12	204	3.6	
Calvin Garrett	4-0	34	4-11	.364	0-1	.000	2-2	1.000	3-4-7	1.8	3	0.8	4-0	0	3	0	10	2.5	
ROCKETS	82	19730	3338-7466	.448	67-271	.247	1402-1934	.725	1206-2260-3466	42.3	1931	23.6	2131-22	646	1571	422	8145	99.3	
OPPONENTS	82	19730	3641-7244	.503	33-125	.264	1781-2375	.750	1198-2710-3908	47.7	2252	27.5	1933-13	772	1504	406	9096	110.9	

Date	Opponent	Score	Record	Date	Opponent	Score	Record
Oct. 29	at Seattle	L95-128	0-1	25	New Jersey	W114-111	7-35
30	at Golden State	L110-117	0-2	27	Golden State	W98-84	8-35
Nov. 2	Dallas	L103-113	0-3	29	at Dallas	L113-119	8-36
3	at Dallas	L101-102	0-4	1	at Chicago	L76-129	8-37
9	Phoenix	L91-119	0-5	2	Denver	W135-128	9-37
11	at Portland	L90-111	0-6	4	at Phoenix	L99-115	9-38
12	at L.A. Lakers	L96-127	0-7	5	New York	L101-102	9-39
14	Seattle	L99-102	0-8	8	Kansas City	W116-115 (OT)	10-39
16	at New York	L93-120	0-9	10	at Washington	L100-104	10-40
17	at Boston	L94-112	0-10	15	Atlanta	L91-101	10-41
19	at Indiana	W109-98	1-10	17	at Detroit	L110-113	10-42
23	Detroit	L106-128	1-11	18	at Philadelphia	L98-127	10-43
25	Kansas City	L79-88	1-12	20	at Kansas City	L106-128	10-44
27	Chicago	W108-99	2-12	22	Portland	L107-113	10-45
Dec. 1	L.A. Lakers	L95-106	2-13	24	Milwaukee	L103-114	10-46
3	at San Antonio	L78-88	2-14	26	San Diego	W120-108	11-46
4	San Antonio	W94-93	3-14	1	Dallas	L115-123	11-47
7	Seattle	L88-107	3-15	2	at New Jersey	L85-124	11-48
8	at Utah	L93-101	3-16	4	at Atlanta	L87-115	11-49
10	at Phoenix	L83-97	3-17	5	Seattle	L103-126	11-50
11	Utah	L94-101	3-18	8	Cleveland	L99-102	11-51
14	San Antonio	L93-102	3-19	10	Golden State	L109-119	11-52
17	Indiana	W114-107	4-19	12	Phoenix	L94-105	11-53
18	at Utah	L97-116	4-20	15	Dallas	L110-123	11-54
21	at Golden State	L85-92	4-21	17	at Phoenix	L99-125	11-55
23	at Portland	L82-88	4-22	18	at Golden State	W122-120	12-55
26	L.A. Lakers	L94-96	4-23	22	at San Diego	L98-128	12-56
28	Philadelphia	L93-104	4-24	24	at Portland	L97-104	12-57
30	San Diego	L93-108	4-25	25	at Seattle	W106-104	13-57
Jan. 2	at Milwaukee	L82-103	4-26	27	at L.A. Lakers	L93-114	13-58
4	Boston	L87-88	4-27	29	Kansas City	L95-111	13-59
6	at San Diego	W109-107	5-27	30	at Cleveland	L95-102	13-60
7	at Denver	L97-125	5-28	1	at San Antonio	L99-124	13-61
8	Utah	L82-87	5-29	2	San Antonio	L101-112	13-62
11	San Diego	L97-105	5-30	5	at Utah	L97-126	13-63
14	at San Antonio	L92-96	5-31	6	at Dallas	W101-99	14-63
15	Denver	L111-131	5-32	9	Denver	L105-123	14-64
18	Washington	W100-98	6-32	12	L.A. Lakers	L113-114	14-65
19	at Denver	L93-130	6-33	13	at Denver	L112-131	14-66
21	at Kansas City	L108-115	6-34	15	at Kansas City	L102-117	14-67
22	Portland	L96-113 (OT)	6-35	16	Utah	L117-126	14-68

1983-84 Houston Rockets

(29-53, 6th Midwest)

Final Statistics

Player	G-S	Min	FGM-A	Pct.	3PM-A	Pct.	FTM-A	Pct.	Rebounds		Avg.	A	Avg.	PF-D	S	TO	B	TP	Avg.
									O-D-Tot										
Ralph Sampson	82-82	2693	716-1369	.523	1-4	.250	287-434	.661	293-620-913	11.1	163	2.0	339-16	70	294	197	1720	21.0	
Lewis Lloyd	82-82	2578	610-1182	.516	3-13	.231	235-298	.789	128-167-295	3.6	321	3.9	211-4	102	245	44	1458	17.8	
Robert Reid	64-28	1936	406-857	.474	2-8	.250	81-123	.659	97-144-341	5.3	217	3.4	243-5	88	92	30	895	14.0	
Allen Leavell	82-27	2009	349-731	.477	11-71	.155	238-286	.832	31-86-117	1.4	459	5.6	199-2	107	184	12	947	11.5	
Rodney McCray	79-36	2081	335-672	.499	1-4	.250	182-249	.731	173-277-450	5.7	176	2.2	205-1	53	120	54	853	10.8	
Caldwell Jones	81-73	2506	318-633	.502	1-3	.333	164-196	.837	168-414-582	7.2	156	1.9	335-7	46	158	80	80	9.9	
James Bailey	73-0	1174	254-517	.491	0-1	.000	138-192	.719	104-190-294	4.0	79	1.1	197-8	33	101	40	646	8.8	
Phil Ford	81-55	2020	236-470	.502	2-15	.133	98-117	.838	28-109-137	1.7	410	5.1	243-7	59	135	8	572	7.1	
Terry Teagle	68-0	616	148-315	.470	7-27	.259	37-44	.841	28-50-78	1.2	63	0.9	81-1	13	62	4	340	5.0	
Elvin Hayes	81-4	994	158-389	.406	0-2	.000	86-132	.652	87-173-260	3.2	71	0.9	123-1	16	82	28	402	5.0	
Wally Walker	58-18	612	118-241	.490	2-6	.333	6-18	.333	26-66-92	1.6	55	0.9	65-0	17	33	4	244	4.2	
Craig Ehlo	7-0	63	11-27	.407	0-0	.000	1-1	1.000	4-5-9	1.3	6	1.0	13-0	3	3	0	23	3.3	
Major Jones	57-5	473	70-130	.538	0-0	.000	30-49	.612	33-82-115	2.0	28	0.5	63-0	14	30	14	170	3.0	
ROCKETS	82	19755	3729-7533	.495	30-154	.195	1583-2139	.740	1200-2483-3683	44.9	2204	26.9	2317-52	621	1562	515	9071	110.6	
OPPONENTS	82	19755	3583-7412	.483	42-157	.268	2116-2803	.755	1197-2458-3655	44.6	2023	24.7	1916-19	782	1421	426	9324	113.7	

Date	Opponent	Score	Record	Date	Opponent	Score	Record
Oct. 29	San Antonio	W106-100	1-0	21	Utah	W115-105	17-25
Nov. 1	at Indiana	L108-116	1-1	24	Golden State	W118-98	18-25
2	at Cleveland	L94-103	1-2	26	at L.A. Lakers	L102-131	18-26
4	at Detroit	W113-108	2-2	31	at Kansas City	W122-107	19-26
5	at Kansas City	L106-123	2-3	Feb. 2	Dallas	W123-107	20-26
8	Portland	L104-122	2-4	4	New York	L95-103	20-27
10	Utah	L109-118	2-5	7	at Washington	L92-95	20-28
12	Dallas	W100-98	3-5	8	at Philadelphia	L107-118	20-29
15	New Jersey	L86-104	3-6	10	at Boston	L101-114	20-30
18	at Denver	L127-134	3-7	12	at New Jersey	L103-107	20-31
19	Golden State	W125-105	4-7	14	Detroit	L119-126	20-32
22	Phoenix	W118-96	5-7	16	at San Diego	W111-100	21-32
25	Philadelphia	L101-115	5-8	18	Phoenix	L102-126	21-33
26	at Atlanta	L109-115	5-9	21	Milwaukee	W119-102	22-33
29	Chicago	W116-110	6-9	22	at Dallas	L106-112	22-34
30	at Dallas	L102-113	6-10	25	Golden State	L112-118	22-35
Dec. 2	Seattle	W125-102	7-10	28	Seattle	W111-105	23-35
3	at New York	L101-117	7-11	Mar. 1	Kansas City	L101-108	23-36
6	Washington	L109-113	7-12	3	at Golden State	W108-106	24-36
7	at Milwaukee	L101-103	7-13	6	at Denver	L128-130	24-37
9	at Chicago	W115-112 (OT)	8-13	7	at Phoenix	L110-123	24-38
10	Utah	L121-128	8-14	10	at San Antonio	L118-123	24-39
13	Phoenix	W129-110	9-14	11	Cleveland	W108-101	25-39
15	at Utah	L111-138	9-15	13	San Diego	W117-109	26-39
17	Indiana	W109-94	10-15	16	at San Diego	L118-128	26-40
21	at San Diego	L97-128	10-16	17	L.A. Lakers	L111-123	26-41
22	at Seattle	W116-112	11-16	20	Kansas City	L102-115	26-42
23	at Portland	L84-97	11-17	21	at Denver	L125-134	26-43
27	San Diego	L95-110	11-18	23	at Dallas	L104-116	26-44
29	Boston	W107-94	12-18	24	Atlanta	W103-102	27-44
30	at Phoenix	L110-121	12-19	27	Denver	W140-137	28-44
Jan. 3	Dallas	L117-119	12-20	29	at L.A. Lakers	L109-115	28-45
4	Utah (Las Vegas)	L111-116	12-21	31	Portland	L102-106	28-46
6	at Seattle	L102-118	12-22	Apr. 2	at Utah	L100-111	28-47
8	at L.A. Lakers	W129-118	13-22	3	at Golden State	L92-99	28-48
10	L.A. Lakers	L132-136 (OT)	13-23	5	at Portland	W129-114	29-48
12	Portland	L117-120	13-24	8	at Seattle	L107-120	29-49
13	at San Antonio	L103-133	13-25	10	at San Antonio	L111-121	29-50
14	Kansas City	W109-104	14-25	11	Denver	L110-130	29-51
17	Denver	W124-115	15-25	13	San Antonio	L128-129 (OT)	29-52
20	San Antonio	W138-104	16-25	14	at Kansas City	L96-108	29-53

1984-85 Houston Rockets

(48-34, 2nd Midwest)

Final Statistics

Player	G-S	Min	FGM-A	Pct.	3PM-A	Pct.	FTM-A	Pct.	Rebounds		A	Avg.	PF-D	S	TO	B	TP	Avg.
									O-D-Tot									
Ralph Sampson	82-82	3086	753-1499	.502	0-6	.000	303-448	.676	227-626-853	10.4	224	2.7	306-10	81	326	168	1809	22.1
Hakeem Olajuwon	82-82	2914	677-1258	.538	0-0	.000	338-551	.613	440-534-974	11.9	111	1.4	344-10	99	234	220	1692	20.6
Rodney McCray	82-82	3001	476-890	.535	0-6	.000	231-313	.738	201-338-539	6.6	355	4.3	215-2	90	178	75	1183	14.4
Lewis Lloyd	82-58	2128	457-869	.526	2-8	.250	161-220	.732	98-133-231	2.8	280	3.4	196-1	73	177	28	1077	13.1
John Lucas	47-21	1158	206-446	.462	21-66	.318	103-129	.798	21-64-85	1.8	318	6.8	78-0	62	102	2	536	11.4
Mitchell Wiggins	82-24	1575	318-657	.484	6-23	.261	96-131	.733	110-125-235	2.9	119	1.5	195-1	83	90	13	738	9.0
Robert Reid	82-0	1763	312-648	.481	1-16	.063	88-126	.698	81-192-273	3.3	171	2.1	196-1	48	101	22	713	8.7
Lionel Hollins	80-60	1950	249-540	.461	3-13	.231	108-136	.794	33-140-173	2.2	417	5.2	187-1	78	170	10	609	7.6
Allen Leavell	42-0	536	88-209	.421	8-37	.216	44-57	.772	8-29-37	0.9	102	2.4	61-0	23	51	4	228	5.4
Larry Micheaux	39-0	394	74-122	.607	0-3	.000	17-26	.654	44-55-99	2.5	17	0.4	49-0	12	28	14	165	4.2
Jim Petersen	60-0	714	70-144	.486	0-0	.000	50-66	.758	44-103-147	2.5	29	0.5	125-1	14	71	32	190	3.2
Craig Ehlo	45-0	189	34-69	.493	0-3	.000	19-30	.633	8-17-25	0.6	26	0.1	26-0	11	32	3	87	1.9
Phil Ford	25-1	290	14-47	.298	0-4	.000	16-18	.889	3-24-27	1.1	61	2.4	33-0	6	17	1	44	1.8
Hank McDowell	34-0	132	20-42	.476	0-1	.000	7-10	.700	7-15-22	0.7	9	0.3	22-0	3	8	5	47	1.4
ROCKETS	82	19830	3748-7440	.504	41-186	.220	1581-2261	.699	1325-2395-3720	45.4	2239	27.3	2033-27	683	1605	597	9118	111.2
OPPONENTS	82	19830	3500-7274	.481	90-258	.349	1887-2425	.778	1159-2222-3381	41.2	2117	25.8	1903-22	773	1495	415	8977	109.5

Date	Opponent	Score	Record	Date	Opponent	Score	Record
Oct. 27	at Dallas	W121-111	1-0	22	Phoenix	W101-97	24-18
30	Dallas	W106-84	2-0	25	San Antonio	L107-122	24-19
Nov. 1	at Kansas City	W109-106	3-0	26	Milwaukee	L102-105	24-20
3	New York	W105-93	4-0	28	New Jersey	W97-93	25-20
6	Kansas City	W108-94	5-0	30	at L.A. Lakers	W116-113	26-20
8	Seattle	W99-89	6-0	Feb. 2	Denver	W131-128 (OT)	27-20
10	L.A. Clippers	W117-92	7-0	5	L.A. Lakers	L104-113	27-21
13	Cleveland	W106-98	8-0	7	Golden State	W112-105	28-21
14	at Indiana	L117-125	8-1	12	Phoenix	W126-114	29-21
16	at Denver	L102-119	8-2	14	at New York	W113-105	30-21
17	San Antonio	W141-133	9-2	16	at Cleveland	W122-115	31-21
20	Detroit	W123-117	10-2	19	Dallas	L115-124	31-22
23	at Utah	L98-111	10-3	20	at Phoenix	W126-122	32-22
24	at Dallas	L95-113	10-4	22	Portland	W117-103	33-22
27	at San Antonio	W114-97	11-4	23	Washington	L115-123	33-23
28	Boston	L100-110	11-5	26	at L.A. Lakers	L94-100	33-24
30	at Atlanta	W116-102	12-5	27	at L.A. Clippers	W117-109	34-24
Dec. 1	Seattle	L86-94	12-6	Mar. 1	at Utah	W119-115	35-24
4	L.A. Clippers	L100-116	12-7	3	Philadelphia	W99-90	36-24
6	at Golden State	L113-114	12-8	5	at Denver	L131-133 (2OT)	36-25
8	at Portland	W127-120	13-8	6	Utah	L90-94	36-26
9	at Seattle	L90-96	13-9	8	Indiana	W125-105	37-26
11	at Phoenix	L112-120	13-10	9	at San Antonio	W123-117	38-26
13	Atlanta	W96-93	14-10	12	Denver	W131-129	39-26
15	Dallas	W117-115	15-10	15	at Washington	L114-120	39-27
18	at Chicago	W104-96	16-10	17	at Boston	L120-134	39-28
19	L.A. Lakers	L116-123	16-11	19	Chicago	W106-100	40-28
22	Denver	W125-107	17-11	22	L.A. Lakers	L107-130	40-29
26	at Milwaukee	L87-97	17-12	26	Kansas City	W115-93	41-29
27	at Kansas City	L92-96	17-13	27	at Detroit	L110-127	41-30
29	Portland	W108-92	18-13	29	Golden State	W121-116	42-30
Jan. 2	at Denver	W113-111	19-13	30	Utah	W106-96	43-30
5	at Golden State	W103-94	20-13	Apr. 1	at Seattle	W127-116	44-30
6	at Utah	L92-121	20-14	2	at Portland	L113-127	44-31
8	Kansas City	W112-110	21-14	4	at Golden State	L108-113	44-32
11	at Philadelphia	L108-115	21-15	6	at Dallas	W139-127 (2OT)	45-32
13	at New Jersey	L99-100	21-16	7	at San Antonio	L105-126	45-33
15	at Portland	L117-121	21-17	9	San Antonio	W124-103	46-33
16	at L.A. Clippers	L88-98	21-18	11	at Kansas City	W125-123	47-33
18	at Phoenix	W112-101	22-18	12	L.A. Clippers	L110-115	47-34
19	Utah	W120-95	23-18	14	Seattle	W121-98	48-34

1985-86 Houston Rockets

(51-31, 1st Midwest)

Final Statistics

Player	Rebounds																			
	G-S	Min	FGM-A	Pct.	3PM-A	Pct.	FTM-A	Pct.	O-D-Tot	Avg.	A	Avg.	PF-D	S	TO	B	TP	Avg.		
Hakeem Olajuwon	68-68	2467	625-1188	.526	0-0	.000	347-538	.645	333-448-781	11.5	137	2.0	271-9	134	195	231	1597	23.5		
Ralph Sampson	79-76	2864	624-1280	.488	2-15	.133	241-376	.641	258-621-879	11.1	283	3.6	308-12	99	285	129	1491	18.9		
Lewis Lloyd	82-82	2444	592-1119	.529	3-15	.200	199-236	.843	155-169-324	4.0	300	3.7	216-0	102	194	24	1386	16.9		
John Lucas	65-65	2120	365-818	.446	45-146	.308	231-298	.775	33-110-143	2.2	571	8.8	124-0	77	149	5	1006	15.5		
Robert Reid	82-5	2157	409-881	.464	6-33	.182	162-214	.757	67-234-301	3.7	222	2.7	231-3	91	96	16	986	12.0		
Rodney McCray	82-82	2610	338-629	.537	0-3	.000	171-222	.770	159-361-520	6.3	292	3.6	197-2	50	130	58	847	10.0		
Allen Leavell	74-12	1190	212-458	.463	24-67	.358	135-158	.854	6-61-67	0.9	234	3.2	126-1	58	88	8	583	7.9		
Mitchell Wiggins	78-0	1198	222-489	.454	1-12	.083	86-118	.729	87-72-159	2.0	101	1.3	155-1	59	62	5	531	6.8		
Jim Petersen	82-20	1664	196-411	.477	0-3	.000	113-160	.706	149-247-396	4.8	85	1.0	231-2	38	84	54	505	6.2		
Steve Harris	57-0	482	103-233	.442	1-5	.200	50-54	.926	25-32-57	1.0	50	0.9	55-0	21	34	4	257	4.5		
Hank McDowell	22-0	204	24-42	.571	0-1	.000	17-25	.680	12-37-49	2.2	6	0.3	25-0	1	10	3	65	3.0		
Craig Ehlo	36-0	199	36-84	.429	3-9	.333	23-29	.793	17-29-46	1.3	29	0.8	22-0	11	5	4	98	2.7		
Granville Waiters	43-0	156	13-39	.333	0-1	.000	1-6	.167	15-13-28	0.7	8	0.2	30-0	4	11	10	27	0.6		
ROCKETS	82	19730	3759-7671	.490	85-310	.274	1776-2434	.730	1316-2434-3750	45.7	2318	28.3	1991-30	745	1374	551	9379	114.4		
OPPONENTS	82	19730	3638-7402	.491	87-268	.325	1802-2406	.749	1190-2389-3579	43.7	2196	26.8	1977-22	683	1464	386	9165	111.8		

Date	Opponent	Score	Record	Date	Opponent	Score	Record
Oct. 25	at Utah	W112-108	1-0	21	at Seattle	W100-96	28-14
26	at L.A. Clippers	L129-130 (2OT)	1-1	23	Sacramento	W124-107	29-14
29	Seattle	W111-99	2-1	25	Detroit	W117-112	30-14
31	at Sacramento	L116-122	2-2	28	Cleveland	W116-109	31-14
Nov. 2	San Antonio	W111-98	3-2	30	at Sacramento	W111-109	32-14
5	Portland	W127-113	4-2	Feb. 1	at Chicago	L122-132	32-15
7	L.A. Clippers	W137-115	5-2	3	Denver	W104-102	33-15
9	at Dallas	W115-110	6-2	6	L.A. Lakers	L95-117	33-16
12	Denver	W127-119	7-2	11	Atlanta	W113-100	34-16
14	New Jersey	W112-107	8-2	13	at San Antonio	L115-119	34-17
16	Dallas	W122-117	9-2	15	at L.A. Clippers	L101-108	34-18
19	at Denver	L113-127	9-3	17	at Golden State	W116-110	35-18
20	Indiana	W126-97	10-3	18	at Sacramento	L105-115	35-19
22	at Seattle	L103-122	10-4	20	Milwaukee	L113-120	35-20
24	at Portland	L118-125	10-5	21	at Dallas	W111-104	36-20
26	Golden State	W130-108	11-5	24	Dallas	W110-105	37-20
27	at L.A. Clippers	W137-130 (OT)	12-5	25	at Utah	L97-100	37-21
29	at Phoenix	L110-126	12-6	27	Denver	W117-111	38-21
30	Sacramento	W131-114	13-6	Mar. 1	at Portland	L112-117	38-22
Dec. 3	Phoenix	W118-112	14-6	3	at Seattle	L105-118	38-23
6	at L.A. Lakers	L112-120	14-7	4	at Denver	L115-128	38-24
7	Chicago	W116-104	15-7	6	Sacramento	W116-105	39-24
10	Utah	W134-105	16-7	8	San Antonio	W126-117	40-24
12	Dallas	W123-120	17-7	11	Boston	L104-116	40-25
14	at Utah	L100-114	17-8	13	Portland	W126-118	41-25
17	at Cleveland	W98-94	18-8	15	L.A. Clippers	W148-116	42-25
18	at Philadelphia	L108-126	18-9	16	at L.A. Lakers	L111-116	42-26
20	at New Jersey	L112-122	18-10	18	Phoenix	W112-109	43-26
21	at Atlanta	L122-123	18-11	20	at Milwaukee	L106-116	43-27
26	Utah	W106-99	19-11	22	at New York	W114-99	44-27
28	Portland	W118-108	20-11	24	at Boston	L107-114	44-28
30	at Denver	L122-125	20-12	26	at Indiana	W110-101	45-28
Jan. 2	at Golden State	W120-115	21-12	28	at Detroit	L107-116	45-29
4	Philadelphia	W115-100	22-12	29	at Washington	W114-109	46-29
7	Golden State	W124-115	23-12	Apr. 1	Golden State	W125-121	47-29
9	San Antonio	W120-110	24-12	3	at San Antonio	W136-110	48-29
11	Washington	W87-86	25-12	4	at Phoenix	W112-89	49-29
14	Utah	L102-105	25-13	6	L.A. Lakers	W109-103	50-29
15	at San Antonio	W119-113	26-13	7	Seattle	W109-95	51-29
18	New York	W104-95	27-13	10	at L.A. Lakers	L113-117	51-30
19	at Dallas	L96-131	27-14	11	Phoenix	L92-110	51-31

1986-87 Houston Rockets

(42-40, 3rd Midwest)

Final Statistics

Player	G-S	Min	FGM-A	Pct.	3PM-A	Pct.	FTM-A	Pct.	Rebounds		Avg.	A	Avg.	PF-D	S	TO	B	TP	Avg.
									O-D-Tot										
Hakeem Olajuwon	75-75	2760	677-1332	.508	1-5	.200	400-570	.702	315-543-858	11.4	220	2.9	294-8	140	228	254	1755	23.4	
Ralph Sampson	43-32	1326	277-566	.489	0-3	.000	118-189	.624	88-284-372	8.7	120	2.8	169-6	40	126	58	672	15.6	
Rodney McCray	81-81	3136	432-783	.552	0-9	.000	306-393	.779	190-388-578	7.1	434	5.4	172-2	88	208	53	1170	14.7	
Robert Reid	75-63	2594	420-1006	.417	53-162	.327	136-177	.768	47-242-289	3.9	323	4.3	232-2	75	104	21	1029	13.7	
Lewis Lloyd	32-14	688	165-310	.532	1-7	.143	65-86	.756	13-35-48	1.5	90	2.8	69-0	19	52	5	396	12.4	
Jim Petersen	82-56	2403	386-755	.511	0-4	.000	152-209	.727	177-380-557	6.8	127	1.5	268-5	43	152	102	924	11.3	
Mitchell Wiggins	32-19	788	153-350	.437	0-5	.000	49-65	.754	74-59-133	4.2	6	2.4	82-1	44	50	3	355	11.1	
Cedric Maxwell (TOT)	81-31	1968	253-477	.530	0-1	.000	303-391	.775	175-260-435	5.4	197	2.4	178-1	39	136	14	809	10.0	
Cedric Maxwell (HOU)	46-0	836	103-188	.548	0-1	.000	126-163	.773	72-112-184	4.0	75	1.6	76-0	13	48	5	332	7.2	
Steve Harris	74-3	1174	251-599	.419	0-8	.000	111-130	.854	71-99-170	2.3	100	1.4	111-1	37	74	16	613	8.3	
Allen Leavell	53-11	1175	147-358	.411	18-57	.316	100-119	.840	14-47-61	1.2	224	4.2	126-1	53	64	10	412	7.8	
Dirk Minniefeld (TOT)	74-52	1600	218-482	.452	11-39	.282	62-90	.689	29-111-140	1.9	348	4.7	174-2	72	157	75	509	6.9	
Dirk Minniefeld (HOU)	63-52	1478	205-440	.466	11-34	.324	61-86	.709	28-102-130	2.1	335	5.3	166-2	66	145	6	482	7.7	
Buck Johnson	60-3	520	94-201	.468	0-1	.000	40-58	.690	38-50-88	1.5	40	0.7	81-0	17	37	15	228	3.8	
Dave Feltl	62-1	498	88-202	.436	0-1	.000	53-71	.746	39-78-117	1.9	22	0.4	83-0	9	38	4	229	3.7	
Richard Anderson	51-0	312	59-139	.424	4-16	.250	22-29	.759	24-55-79	1.5	33	0.6	37-0	7	19	3	144	2.8	
Conner Henry	18-0	92	8-33	.242	1-11	.091	7-10	.700	0-7-7	0.4	8	0.4	7-0	3	9	0	24	1.3	
ROCKETS	82	19780	3465-7262	.477	89-324	.275	1746-2355	.741	1190-2481-3671	44.8	2227	27.2	1973-28	654	1384	555	8765	106.9	
OPPONENTS	82	19780	3348-7225	.463	100-355	.282	1887-2422	.779	1167-2364-3531	43.1	2126	25.9	1922-13	721	1366	368	8683	105.9	

Date	Opponent	Score	Record	Date	Opponent	Score	Record
Nov. 1	L.A. Lakers	W112-102	1-0	27	Utah	L88-92	22-20
4	at Sacramento	W100-84	2-0	29	Milwaukee	L93-99	22-21
6	L.A. Clippers	L97-104	2-1	Feb. 1	at Atlanta	W106-104	23-21
8	Sacramento	W102-90	3-1	3	Denver	L105-107	23-22
11	San Antonio	W116-95	4-1	5	Golden State	W120-110	24-22
12	at Dallas	L85-114	4-2	10	San Antonio	W115-92	25-22
16	Cleveland	W134-106	5-2	12	at New Jersey	W121-99	26-22
18	Portland	L111-115 (OT)	5-3	14	at Milwaukee	L101-116	26-23
20	Utah	W104-90	6-3	16	Dallas	W105-100	27-23
21	at Washington	L99-115	6-4	19	Boston	L92-99	27-24
23	at Philadelphia	L104-114	6-5	21	Utah	W94-81	28-24
25	at New York	L93-102	6-6	23	Denver	W124-108	29-24
26	at Indiana	W92-88	7-6	24	at Denver	L105-134	29-25
29	New Jersey	L97-102	7-7	26	at Utah	W85-84	30-25
Dec. 2	at Golden State	L99-104	7-8	Mar. 1	Philadelphia	L97-102	30-26
4	Atlanta	L93-109	7-9	2	at San Antonio	W105-100	31-26
6	Seattle	L80-136	7-10	4	at Sacramento	W108-102 (OT)	32-26
10	at Phoenix	W117-109	8-10	5	at Golden State	L96-105	32-27
11	Golden State	L104-111	8-11	7	at Seattle	L115-118	32-28
13	Sacramento	W119-106	9-11	8	at Portland	L93-119	32-29
16	Phoenix	L102-106	9-12	10	Seattle	L127-136 (2OT)	32-30
18	at Seattle	L100-114	9-13	12	San Antonio	W121-112	33-30
19	at Portland	L112-115	9-14	14	at Dallas	L109-118	33-31
21	L.A. Lakers	L96-103	9-15	16	Chicago	W97-96	34-31
23	L.A. Clippers	W121-96	10-15	18	at Phoenix	W113-91	35-31
26	at L.A. Lakers	L111-134	10-16	20	L.A. Clippers	W126-98	36-31
27	at Utah	L96-103	10-17	21	at Utah	L108-125	36-32
30	at L.A. Clippers	W105-102	11-17	23	Detroit	L110-114	36-33
Jan. 2	at Denver	W114-111	12-17	24	at San Antonio	L97-103	36-34
3	Seattle	W138-114	13-17	26	Portland	W119-104	37-34
6	at Golden State	L100-118	13-18	28	L.A. Lakers	L109-123	37-35
8	Indiana	W110-96	14-18	31	at L.A. Lakers	L96-111	37-36
10	Dallas	W106-96	15-18	Apr. 1	at Phoenix	L104-117	37-37
13	Phoenix	W118-100	16-18	4	at Sacramento	L108-120	37-38
15	at Chicago	W107-96	17-18	6	at Portland	W114-108	38-38
16	at Detroit	W112-106	18-18	7	at L.A. Clippers	W102-84	39-38
18	at Boston	L99-122	18-19	9	Sacramento	W112-102	40-38
19	at Cleveland	W127-103	19-19	11	Denver	W113-103	41-38
21	at San Antonio	W111-91	20-19	15	at Dallas	L107-113	41-39
23	New York	W109-95	21-19	17	Dallas	W121-99	42-39
24	Washington	W115-92	22-19	18	at Denver	L117-126	42-40

1987-88 Houston Rockets

(46-36, 4th Midwest)

Final Statistics

Player	G-S	Min	FGM-A	Pct.	3PM-A	Pct.	FTM-A	Pct.	Rebounds		Avg.	A	Avg.	PF-D	S	TO	B	TP	Avg.
									O-D-Tot										
Hakeem Olajuwon	79-79	2825	712-1385	.514	0-4	.000	381-548	.695	302-657-959	12.1	163	2.1	32-4	162	243	214	1805	22.8	
Ralph Sampson	19-19	705	119-271	.439	2-6	.333	63-85	.741	58-114-172	9.1	37	2.0	63-1	17	62	33	303	15.9	
Eric Floyd (TOT)	77-73	2514	420-969	.433	14-72	.194	301-354	.850	77-219-296	3.8	544	7.1	190-1	95	223	12	1155	15.0	
Eric Floyd (HOU)	59-55	1834	288-668	.431	13-52	.250	185-215	.860	51-154-205	3.5	366	6.2	144-1	68	156	10	774	13.1	
Purvis Short	81-11	1949	474-986	.481	5-21	.238	206-240	.858	71-151-222	2.7	162	2.0	197-0	58	118	14	1159	14.3	
Joe Barry Carroll (TOT)	77-30	2004	402-924	.435	0-2	.000	172-225	.764	131-358-489	6.4	113	1.5	195-1	50	164	106	976	12.7	
Joe Barry Carroll (HOU)	63-16	1596	323-715	.452	0-1	.000	113-151	.748	110-286-396	6.3	94	1.5	149-0	37	121	81	759	12.0	
Rodney McCray	81-80	2689	359-746	.481	0-4	.000	288-367	.785	232-399-631	7.8	264	3.3	166-2	57	144	51	1006	12.4	
Allen Leavell	80-54	2150	291-666	.437	19-88	.216	218-251	.869	22-126-148	1.9	405	5.1	162-1	124	130	9	819	10.2	
Jim Petersen	69-50	1793	249-488	.510	1-6	.167	114-153	.745	145-291-436	6.3	106	1.5	203-3	36	119	40	613	8.9	
World B. Free	58-0	682	143-350	.409	8-35	.229	80-100	.800	14-30-44	0.8	60	1.0	74-2	20	49	3	374	6.4	
Robert Reid	62-31	980	165-356	.463	13-34	.382	50-63	.794	38-87-125	2.0	67	1.1	118-0	27	41	5	393	6.3	
Steve Harris	14-10	199	34-86	.395	0-1	.000	15-16	.938	12-9-21	1.5	17	1.2	15-0	8	6	2	83	5.9	
Buck Johnson	70-2	879	155-298	.520	1-8	.125	67-91	.736	77-91-168	2.4	49	0.7	127-0	30	54	26	378	5.4	
Cedric Maxwell	71-0	848	80-171	.468	0-2	.000	110-143	.769	74-105-179	2.5	60	0.8	75-0	22	54	12	270	3.8	
Andre Turner	12-0	99	12-34	.353	1-7	.143	10-14	.714	4-4-8	0.7	23	1.9	13-0	7	12	1	35	2.9	
Richard Anderson	12-0	53	11-26	.423	6-15	.400	4-5	.800	9-8-17	1.4	4	0.3	4-0	1	1	0	32	2.7	
Lester Conner	52-3	399	50-108	.463	0-7	.000	32-41	.780	20-18-38	0.7	59	1.1	31-0	38	33	1	132	2.5	
ROCKETS	82	19680	3465-7354	.471	69-291	.237	1936-2483	.780	1239-2530-3769	46.0	1936	23.6	1865-17	712	1367	502	8935	109.0	
OPPONENTS	82	19680	3454-7420	.465	108-393	.275	1805-2352	.767	1261-2506-3767	45.9	1951	23.8	2012-17	737	1405	365	8821	107.6	

Date	Opponent	Score	Record	Date	Opponent	Score	Record
Nov. 6	San Antonio	W108-102	1-0	4	New Jersey	W115-87	25-17
8	at L.A. Lakers	L92-101	1-1	9	Boston	W129-120	26-17
10	at Portland	W118-111	2-1	11	at Seattle	L115-120	26-18
12	at Sacramento	W116-114	3-1	12	at L.A. Clippers	W112-105	27-18
14	Utah	W101-93	4-1	14	at Portland	W115-103	28-18
15	Seattle	W108-106	5-1	16	Golden State	W121-116	29-18
17	at New Jersey	L111-114	5-2	18	L.A. Lakers	L96-111	29-19
19	at Cleveland	W105-97	6-2	20	Washington	W115-109	30-19
21	at Atlanta	L94-104	6-3	22	Philadelphia	W119-106	31-19
24	Detroit	L83-97	6-4	25	Dallas	L106-108	31-20
25	at Phoenix	W109-103	7-4	26	at San Antonio	L107-111	31-21
27	at Utah	L96-118	7-5	28	San Antonio	W108-95	32-21
28	Chicago	L86-98	7-6	Mar. 1	at Utah	L112-113	32-22
Dec. 1	Denver	W106-101	8-6	2	at Golden State	W108-101	33-22
2	at San Antonio	L93-97	8-7	4	at Dallas	L110-118	33-23
5	Golden State	W121-96	9-7	5	Sacramento	W105-94	34-23
8	Sacramento	W106-97	10-7	8	at Denver	W113-103	35-23
10	Utah	W98-93	11-7	10	Portland	L109-112	35-24
12	at Chicago	L103-112	11-8	13	Golden State	W125-112	36-24
16	at Denver	L113-132	11-9	15	L.A. Clippers	W116-110	37-24
17	at L.A. Clippers	L92-98	11-10	17	Seattle	W115-106	38-24
19	Denver	L117-121	11-11	19	at Sacramento	L104-121	38-25
22	Atlanta	W122-103	12-11	22	at L.A. Lakers	L95-117	38-26
26	at Dallas	L100-105	12-12	24	New York	W134-117	39-26
29	at Detroit	W101-91	13-12	26	Portland	W115-109	40-26
30	at Milwaukee	W102-93	14-12	28	at Philadelphia	L98-108	40-27
Jan. 2	at Washington	W111-100	15-12	30	at Boston	L110-117	40-28
4	Dallas	W117-107	16-12	31	at Indiana	W102-100	41-28
6	at Seattle	L95-110	16-13	Apr. 2	at New York	L98-104	41-29
7	at Golden State	W120-113	17-13	5	Denver	L97-110	41-30
9	Phoenix	W104-98	18-13	7	Utah	W113-107	42-30
13	at Phoenix	L106-117	18-14	9	at Seattle	W108-104	43-30
14	Portland	W103-98	19-14	10	at L.A. Clippers	L105-122	43-31
16	Indiana	W132-102	20-14	12	at San Antonio	L119-127	43-32
18	at L.A. Lakers	L110-121	20-15	14	Sacramento	W123-105	44-32
19	at Sacramento	L104-107	20-16	15	at Denver	L125-132	44-33
21	Milwaukee	W116-103	21-16	17	L.A. Lakers	W127-119	45-33
26	L.A. Clippers	W124-104	22-16	19	Dallas	L96-104	45-34
28	Cleveland	L85-109	22-17	21	San Antonio	L116-117	45-35
30	at Dallas	W108-92	23-17	23	at Utah	L107-125	45-36
Feb. 2	Phoenix	W109-99	24-17	24	Phoenix	W127-119	46-36

1988-89 Houston Rockets

(45-37, 2nd Midwest)

Final Statistics

Player	G-S	Min	FGM-A	Pct.	3PM-A	Pct.	FTM-A	Pct.	Rebounds		Avg.	A	Avg.	PF-D	S	TO	B	TP	Avg.
									O-D-Tot										
Hakeem Olajuwon	82-82	3024	790-1556	.508	0-10	.000	454-652	.696	338-767-1105	13.5	149	1.8	329-10	213	275	282	2034	24.8	
Otis Thorpe	82-82	3135	521-961	.542	0-2	.000	328-450	.729	272-515-787	9.6	202	2.5	259-6	82	225	37	1370	16.7	
Eric Floyd	82-82	2788	396-893	.443	109-292	.373	261-309	.845	48-258-306	3.7	709	8.6	196-1	124	253	11	1162	14.2	
Mike Woodson	81-79	2259	410-936	.438	31-89	.348	195-237	.823	51-143-194	2.4	206	2.5	195-1	89	136	18	1041	12.9	
Buck Johnson	67-51	1850	270-515	.524	1-9	.111	101-134	.754	114-172-286	4.3	126	1.9	213-4	64	110	35	642	9.6	
Derrick Chievous	81-1	1539	277-634	.437	5-24	.208	191-244	.783	114-142-256	3.2	77	1.0	161-1	48	101	11	750	9.3	
Walter Berry (TOT)	69-31	1355	254-501	.507	1-2	.500	100-143	.699	86-181-267	3.9	77	1.1	183-1	29	89	48	609	8.8	
Walter Berry (HOU)	40-14	799	146-270	.541	1-2	.500	57-80	.713	54-98-152	3.8	57	1.4	114-1	19	49	35	350	8.8	
Purvis Short	65-16	1157	198-480	.413	9-33	.273	77-89	.865	65-114-179	2.8	107	1.6	116-1	44	70	13	482	7.4	
Tim McCormick	81-0	1257	169-351	.481	0-4	.000	87-129	.674	87-174-261	3.2	54	0.7	193-0	18	68	24	425	5.2	
Frank Johnson	67-0	879	109-246	.443	1-6	.167	75-93	.806	22-57-79	1.2	181	2.7	91-0	42	102	0	294	4.4	
Allen Leavell	55-3	627	65-188	.346	5-41	.122	44-60	.733	13-40-53	1.0	127	2.3	61-0	25	62	5	179	3.3	
Bernard Thompson	23-0	222	20-59	.339	0-2	.000	22-26	.846	9-19-28	1.2	13	0.6	33-0	13	19	1	62	2.7	
Tony Brown	14-0	91	14-45	.311	2-9	.222	6-8	.750	7-8-15	1.1	5	0.4	14-0	3	7	0	36	2.6	
Chuck Nevitt	43-0	228	27-62	.435	0-0	.000	11-16	.688	17-47-64	1.5	3	0.1	51-1	5	22	29	65	1.5	
ROCKETS	82	19855	3412-7196	.474	164-523	.314	1909-2527	.755	1211-2554-3765	45.9	2016	24.6	2026-26	789	1569	501	8897	108.5	
OPPONENTS	82	19855	3413-7290	.468	187-534	.350	1806-2372	.761	1145-2428-3573	43.6	2015	24.6	2013-28	800	1455	439	8819	107.5	

Date	Opponent	Score	Record	Date	Opponent	Score	Record
Nov. 4	at Denver	L117-120	0-1	31	L.A. Lakers	L114-125	25-17
5	Dallas	L113-114 (OT)	0-2	Feb. 3	Chicago	W105-98	26-17
8	San Antonio	W120-102	1-2	5	Denver	W124-112	27-17
10	Utah	W106-99	2-2	8	at L.A. Clippers	L111-114	27-18
11	at Miami	W121-100	3-2	9	at Portland	W113-110	28-18
13	Sacramento	W129-127	4-2	14	Boston	W137-123	29-18
15	New York	L121-126	4-3	17	Denver	W121-111	30-18
17	Miami	W113-107	5-3	18	at Dallas	W105-94	31-18
19	Detroit	W109-98	6-3	20	at Cleveland	L90-110	31-19
21	Atlanta	W117-113	7-3	21	at New York	L115-120	31-20
23	at Utah	L108-111	7-4	24	at Chicago	L97-106	31-21
25	at Portland	L94-111	7-5	25	at Milwaukee	L105-121	31-22
26	at Golden State	W119-109	8-5	27	Washington	L98-104	31-23
29	Phoenix	L107-124	8-6	Mar. 2	at Denver	L103-113	31-24
30	at Dallas	W101-89	9-6	3	at Seattle	L108-118	31-25
Dec. 2	at Phoenix	L95-110	9-7	5	L.A. Lakers	W88-83	32-25
3	Charlotte	W108-104	10-7	8	at Utah	L80-117	32-26
6	Cleveland	W106-105	11-7	10	Dallas	W96-86	33-26
8	at L.A. Clippers	L116-120	11-8	11	New Jersey	W124-94	34-26
10	Seattle	W110-91	12-8	13	at L.A. Lakers	L96-97	34-27
13	at Denver	L101-126	12-9	14	at Sacramento	L90-95	34-28
15	Golden State	W124-115 (2OT)	13-9	16	Milwaukee	W120-104	35-28
18	San Antonio	W120-109	14-9	18	Portland	W127-113	36-28
20	Sacramento	W105-104	15-9	21	Denver	L110-112	36-29
22	L.A. Clippers	W125-109	16-9	24	Utah	L99-102	36-30
26	at Charlotte	W97-95	17-9	25	Golden State	W144-104	37-30
27	at Miami	W101-93	18-9	28	Seattle	W120-117	38-30
29	at Washington	L109-126	18-10	30	at New Jersey	W109-101	39-30
30	at Detroit	L83-95	18-11	31	at Boston	L109-126	39-31
Jan. 3	Utah	W104-102	19-11	Apr. 2	at Philadelphia	L99-108	39-32
7	Philadelphia	L95-96	19-12	4	at Indiana	W90-88	40-32
11	at San Antonio	W122-117 (OT)	20-12	7	at Atlanta	L112-120 (OT)	40-33
12	Portland	W116-106	21-12	8	at Miami	L104-107 (OT)	40-34
14	Dallas	W110-98	22-12	11	Indiana	W108-99	41-34
16	at L.A. Lakers	L113-124	22-13	13	Phoenix	L111-119	41-35
17	at Sacramento	L109-123	22-14	14	at Utah	L96-122	41-36
19	at Seattle	L108-124	22-15	16	at Dallas	W114-112 (OT)	42-36
20	at Golden State	L114-121	22-16	17	San Antonio	W99-91	43-36
24	Miami	W118-93	23-16	19	at San Antonio	W99-84	44-36
26	L.A. Clippers	W106-100	24-16	21	at Phoenix	W112-101	45-36
28	at San Antonio	W96-91	25-16	22	Miami	L89-91	45-37

1989-90 Houston Rockets

(41-41, 5th Midwest)

Final Statistics

Player	G-S	Min	FGM-A	Pct.	3PM-A	Pct.	FTM-A	Pct.	Rebounds		Avg.	A	Avg.	PF-D	S	TO	B	TP	Avg.
									O-D-Tot										
Hakeem Olajuwon	82-82	3124	806-1609	.501	1-6	.167	382-536	.713	299-850-1149	14.0	234	2.9	314-6	174	316	376	1995	24.3	
Otis Thorpe	82-82	2947	547-998	.548	0-10	.000	307-446	.688	258-476-734	9.0	261	3.2	270-5	66	229	24	1401	17.1	
Mitchell Wiggins	66-52	1852	416-853	.488	0-3	.000	192-237	.810	133-153-286	4.3	104	1.6	165-0	85	87	1	1024	15.5	
Buck Johnson	82-82	2832	504-1019	.495	2-17	.118	205-270	.759	113-268-381	4.6	252	3.1	321-8	104	167	62	1213	14.8	
Eric Floyd	82-73	2630	362-803	.451	89-234	.380	187-232	.806	46-152-198	2.4	600	7.3	159-0	94	204	11	1000	12.2	
Vernon Maxwell	30-10	869	142-321	.442	13-53	.245	77-116	.664	15-72-87	2.9	150	5.0	69-0	42	72	5	374	12.5	
Mike Woodson	61-11	972	160-405	.395	12-41	.293	62-86	.721	25-63-88	1.4	66	1.1	100-1	42	49	11	394	6.5	
Derrick Chievous	41-0	492	90-178	.506	3-8	.375	61-87	.701	28-47-75	1.8	27	0.7	59-0	23	40	4	244	6.0	
John Lucas	49-18	938	109-291	.375	26-87	.299	42-55	.764	19-71-90	1.8	238	4.9	59-0	45	85	2	286	5.8	
Anthony Bowie	66-0	918	119-293	.406	6-21	.286	40-54	.741	36-82-118	1.8	96	1.5	80-0	42	59	5	284	4.3	
Byron Dinkins	33-0	362	44-109	.404	1-9	.111	26-30	.867	13-27-40	1.2	75	2.3	30-0	19	37	2	115	3.5	
Lewis Lloyd	19-0	113	29-51	.569	0-0	.000	9-16	.563	8-10-18	0.9	11	0.6	9-0	3	16	0	67	3.5	
Larry Smith	74-0	1300	101-213	.474	0-2	.000	20-55	.364	180-272-452	6.1	69	0.9	203-3	56	70	28	222	3.0	
Adrian Caldwell	51-0	331	42-76	.553	0-0	.000	13-28	.464	36-73-109	2.1	7	0.1	69-0	11	32	18	97	1.9	
Tim McCormick	18-0	116	10-29	.345	0-0	.000	10-19	.526	8-19-27	1.5	3	0.2	24-0	3	10	1	30	1.7	
Chuck Nevitt	3-0	9	2-2	1,000	0-0	.000	0-0	—	0-3-3	1.0	1	0.3	3-0	0	2	1	4	1.3	
ROCKETS	82	19805	3343-7250	.480	153-491	.312	1633-2267	.720	1217-2638-3855	47.0	2194	26.8	1934-23	809	1513	551	8752	106.7	
OPPONENTS	82	19805	3399-7322	.464	163-556	.293	1671-2256	.741	1175-2460-3635	44.3	2010	24.5	1819-10	790	1428	392	8632	105.3	

Date	Opponent	Score	Record	Date	Opponent	Score	Record
Nov. 3	at L.A. Clippers	L88-102	0-1	27	Dallas	L92-99	20-22
4	at Golden State	W132-105	1-1	31	at Dallas	L91-98	20-23
7	Portland	W109-86	2-1	Feb. 1	Chicago	W139-112	21-23
9	Denver	L127-128 (OT)	2-2	3	at Phoenix	L105-130	21-24
11	Utah	W100-92	3-2	6	Minnesota	W108-101	22-24
14	at Miami	L99-101	3-3	8	Atlanta	L108-110	22-25
16	L.A. Clippers	W94-82	4-3	13	Boston	L94-107	22-26
18	at Denver	L111-141	4-4	15	New York	W124-105	23-26
19	Miami	W132-94	5-4	17	San Antonio	L102-104	23-27
21	at New York	L106-114 (OT)	5-5	19	at Chicago	L102-107	23-28
22	at Boston	L97-109	5-6	20	at Minnesota	L92-97	23-29
24	at Charlotte	W85-81	6-6	23	at New Jersey	W125-115	24-29
25	at Cleveland	W85-75	7-6	24	at Atlanta	L96-104	24-30
28	L.A. Lakers	W110-104	8-6	27	at Detroit	L102-106 (OT)	24-31
30	Charlotte	W113-101	9-6	Mar. 1	Phoenix	W112-104	25-31
Dec. 2	Dallas	L103-106	9-7	3	Golden State	W129-109	26-31
5	at Seattle	L123-133	9-8	5	at San Antonio	W109-105	27-31
8	New Jersey	L94-99	9-9	6	L.A. Lakers	W112-95	28-31
9	at Utah	L90-104	9-10	8	Seattle	W111-97	29-31
12	Phoenix	W105-83	10-10	10	Dallas	W105-95	30-31
14	at San Antonio	L100-104	10-11	13	at Denver	L114-117	30-32
15	at Phoenix	L96-121	10-12	15	at Sacramento	W92-86	31-32
17	Orlando	W109-94	11-12	16	at L.A. Clippers	L95-118	31-33
19	at Portland	L100-119	11-13	18	at Portland	L96-109	31-34
20	at Golden State	L112-118	11-14	20	Portland	L110-120	31-35
22	Sacramento	W103-92	12-14	22	Detroit	W115-110	32-35
26	at Milwaukee	L96-103	12-15	24	Golden State	L97-102	32-36
27	at Minnesota	L91-108	12-16	26	San Antonio	W113-95	33-36
29	at Indiana	L97-103	12-17	29	Milwaukee	W120-94	34-36
30	at Charlotte	L92-111	12-18	31	Minnesota	W106-98	35-36
Jan. 3	Indiana	W117-103	13-18	Apr. 3	at Philadelphia	L112-133	35-37
6	Philadelphia	W124-119 (OT)	14-18	6	at Washington	L110-121	35-38
9	Seattle	W97-90	15-18	8	at Orlando	W146-123	36-38
11	at Sacramento	W90-87	16-18	10	at Charlotte	W115-112	37-38
12	at L.A. Lakers	L98-107	16-19	12	Charlotte	W117-110	38-38
15	at Seattle	L101-105	16-20	14	at Utah	W103-99	39-38
17	Cleveland	W107-98	17-20	15	at L.A. Lakers	L102-113	39-39
20	Washington	W127-107	18-20	17	Sacramento	W112-97	40-39
22	Denver	W116-104	19-20	19	Denver	L127-130 (OT)	40-40
23	at Utah	L94-102	19-21	20	at Dallas	L120-121	40-41
25	L.A. Clippers	W102-101	20-21	22	Utah	W100-88	41-41

1990-91 Houston Rockets

(52-30, 3rd Midwest)

Final Statistics

Player	G-S	Min	FGM-A	Pct.	3PM-A	Pct.	FTM-A	Pct.	Rebounds		Avg.	A	Avg.	PF-D	S	TO	B	TP	Avg.
									O-D-Tot										
Hakeem Olajuwon	56-50	2062	487-959	.508	0-4	.000	213-277	.769	219-551-770	13.8	131	2.3	221-5	121	174	221	1187	21.2	
Kenny Smith	78-78	2699	522-1003	.520	49-135	.363	287-340	.844	36-127-163	2.1	554	7.1	131-0	106	237	11	1380	17.7	
Otis Thorpe	82-82	3039	549-988	.556	3-7	.429	334-480	.696	287-559-846	10.3	197	2.4	278-10	73	217	20	1435	17.5	
Vernon Maxwell	82-79	2870	504-1247	.404	172-510	.337	217-296	.733	41-197-238	2.9	303	3.7	179-2	127	171	15	1397	17.0	
Buck Johnson	73-70	2279	416-873	.477	2-15	.133	157-216	.727	108-222-330	4.5	142	1.9	240-5	81	122	47	991	13.6	
Eric Floyd	82-4	1850	386-939	.411	48-176	.273	185-246	.752	52-107-159	1.9	317	3.9	122-0	95	140	17	1005	12.3	
David Wood	82-13	1421	148-349	.424	28-90	.311	108-133	.812	107-139-246	3.0	94	1.1	236-4	58	89	16	432	5.3	
Mike Woodson	11-3	125	21-54	.389	1-6	.167	10-12	.833	2-9-11	1.0	10	0.9	11-0	5	7	4	53	4.8	
Kennard Winchester	64-1	607	98-245	.400	8-20	.400	35-45	.778	34-33-67	1.0	25	0.4	70-0	16	30	13	239	3.7	
Larry Smith	81-28	1923	128-263	.487	0-0	.000	12-50	.240	302-407-709	8.8	88	1.1	265-6	83	93	22	268	3.3	
Dave Jamerson	37-0	202	43-113	.381	5-19	.263	22-27	.815	9-21-30	0.8	27	0.7	24-0	6	20	1	113	3.1	
Dave Feitl	52-2	372	52-140	.371	0-3	.000	33-44	.750	29-71-100	1.9	8	0.2	52-0	3	25	12	137	2.6	
Matt Bullard	18-0	63	14-31	.452	0-3	.000	11-17	.647	6-8-14	0.8	2	0.1	10-0	3	3	0	39	2.2	
Adrian Caldwell	42-0	343	35-83	.422	0-1	.000	7-17	.412	43-57-100	2.4	8	0.2	35-0	19	30	10	77	1.8	
ROCKETS	82	19855	3403-7287	.467	316-989	.320	1631-2200	.741	1275-2508-3783	46.1	1906	23.2	1874-32	796	1402	409	8753	106.7	
OPPONENTS	82	19855	3337-7316	.456	183-621	.295	1609-2086	.771	1242-2431-3673	44.8	1965	24.0	1786-20	711	1415	357	8466	103.2	

Date	Opponent	Score	Record	Date	Opponent	Score	Record
Nov.	3 at Portland	L89-90	0-1	26 Cleveland	W103-97	22-20	
	4 at Seattle	L106-118	0-2	29 San Antonio	W91-89	23-20	
	6 Denver	W145-135	1-2	31 Seattle	L94-97	23-21	
	8 Orlando	W103-99	2-2	Feb.	2 at San Antonio	W100-94 (OT)	24-21
	10 at San Antonio	L110-111	2-3		3 Golden State	W143-135 (2OT)	25-21
	11 Utah	W110-90	3-3		6 at Milwaukee	W111-109	26-21
	13 Minnesota	W90-88	4-3		7 at Cleveland	W96-92	27-21
	15 L.A. Lakers	L103-108 (OT)	4-4		12 at Utah	L92-113	27-22
	17 Miami	W117-100	5-4		14 Washington	W129-117	28-22
	20 at New York	W115-88	6-4		16 Phoenix	W100-91	29-22
	21 at Boston	L95-108	6-5		19 L.A. Lakers	L103-112	29-23
	23 at Indiana	L111-112	6-6		21 Milwaukee	W92-90	30-23
	25 at Minnesota	W107-91	7-6		24 at Minnesota	W100-91	31-23
	27 L.A. Clippers	W107-102	8-6		26 at Denver	W129-99	32-23
	28 at Utah	L92-103	8-7		28 at L.A. Clippers	L80-83	32-24
Dec.	1 Sacramento	W117-93	9-7	Mar.	3 at L.A. Lakers	W104-95	33-24
	4 Atlanta	L110-113	9-8		5 New Jersey	W112-100	34-24
	6 Charlotte	W116-110	10-8		7 Dallas	W122-90	35-24
	8 at Dallas	W113-107	11-8		9 Philadelphia	W97-80	36-24
	10 Boston	L95-107	11-9		12 Seattle	W93-91	37-24
	12 at Philadelphia	W108-100	12-9		14 Orlando	W119-95	38-24
	14 at Washington	L93-106	12-10		15 at Phoenix	W135-128	39-24
	15 at Charlotte	W100-97	13-10		17 Golden State	W123-119	40-24
	18 San Antonio	L95-96	13-11		19 at Minnesota	W98-85	41-24
	20 Orlando	W128-126 (OT)	14-11		21 Sacramento	W98-87	42-24
	22 Phoenix	W122-102	15-11		23 New York	W111-98	43-24
	26 at Orlando	L103-109	15-12		25 at Chicago	W100-90	44-24
	28 at New Jersey	W101-99	16-12		28 at Atlanta	W112-111	45-24
	29 at Detroit	L84-99	16-13		30 at Orlando	L82-114	45-25
Jan.	3 Chicago	W114-92	17-13		31 at Miami	W123-103	46-25
	5 Indiana	W112-99	18-13	Apr.	3 Dallas	W102-86	47-25
	8 Portland	L97-123	18-14		5 at Denver	W126-120	48-25
	10 at Denver	W156-133	19-14		6 Utah	W97-88	49-25
	11 at Phoenix	L110-114	19-15		9 Portland	L93-103	49-26
	13 at L.A. Lakers	L97-116	19-16		11 at Golden State	L99-111	49-27
	14 at L.A. Clippers	L126-130 (OT)	19-17		13 at Sacramento	W95-94	50-27
	17 Detroit	L91-97 (OT)	19-18		15 at Seattle	W97-93	51-27
	19 L.A. Clippers	W107-96	20-18		16 at Portland	L96-115	51-28
	21 at Sacramento	L94-97	20-19		18 San Antonio	L95-102	51-29
	22 at Golden State	L116-123	20-20		19 at Dallas	L107-113	51-30
	24 Minnesota	W118-94	21-20		21 Denver	W131-125	52-30

1991-92 Houston Rockets

(42-40, 3rd Midwest)

Final Statistics

Player	G-S	Min	FGM-A	Pct.	3PM-A	Pct.	FTM-A	Pct.	Rebounds		Avg.	A	Avg.	PF-D	S	TO	B	TP	Avg.
									O-D-Tot										
Hakeem Olajuwon	70-69	2636	591-1177	.502	0-1	.000	328-428	.766	246-599-845	12.1	157	2.2	263-7	127	187	304	1510	21.6	
Otis Thorpe	82-82	3056	558-943	.592	0-7	.000	304-463	.657	285-577-862	10.5	250	3.0	307-7	52	237	37	1420	17.3	
Vernon Maxwell	80-80	2700	502-1216	.413	162-473	.342	206-267	.772	37-206-243	3.0	326	4.1	200-3	104	178	28	1372	17.2	
Kenny Smith	81-80	2735	432-910	.475	54-137	.394	219-253	.866	34-143-177	2.2	562	6.9	112-0	104	227	7	1137	14.0	
Eric Floyd	82-3	1662	286-704	.406	37-123	.301	135-170	.794	34-116-150	2.2	239	2.9	128-0	57	128	21	744	9.1	
Buck Johnson	80-69	2202	290-633	.458	1-9	.111	104-143	.727	95-217-312	3.9	158	2.0	234-2	72	104	49	685	8.6	
Matt Bullard	80-7	1278	205-447	.459	64-166	.386	38-50	.760	73-150-223	2.8	75	0.9	129-1	26	56	21	512	6.4	
Avery Johnson (TOT)	69-15	1235	158-330	.479	4-15	.267	66-101	.653	13-67-80	1.2	266	3.9	89-1	61	110	9	386	5.6	
Avery Johnson (HOU)	49-1	772	103-222	.464	3-10	.300	42-69	.609	8-37-45	0.9	166	3.4	46-0	40	65	6	251	5.1	
Carl Herrera	43-7	566	83-161	.516	0-0	.000	25-44	.568	33-66-99	2.3	27	0.6	60-0	16	37	25	191	4.4	
Dave Jamerson	48-0	378	79-191	.414	8-28	.286	25-27	.926	22-21-43	0.9	33	0.7	39-0	17	24	0	191	4.0	
John Turner	42-0	345	43-98	.439	0-0	.000	31-59	.525	38-40-78	1.9	12	0.3	40-0	6	32	4	117	2.8	
Larry Smith	45-7	800	50-92	.543	0-1	.000	4-11	.364	107-149-256	5.7	33	0.7	121-3	21	44	7	104	2.3	
Wayne Rollins	59-5	697	46-86	.535	0-0	.000	26-30	.867	61-110-171	2.9	15	0.3	85-0	14	18	62	118	2.0	
Gerald Henderson	8-0	34	4-11	.364	0-3	.000	4-6	.667	1-1-2	0.3	5	0.6	4-0	0	4	0	12	1.5	
Kennard Winchester	4-0	17	1-3	.333	0-0	.000	0-0	.000	0-0-0	0.0	0	0.0	1-0	0	0	0	2	0.5	
Dan Goddard	1-0	2	0-0	.000	0-0	.000	0-0	.000	0-0-0	0.0	0	0.0	0-0	0	0	0	0	0.0	
ROCKETS	82	19880	3273-6894	.475	329-959	.343	1491-2020	.738	1074-2432-3506	42.8	2058	25.1	1769-23	656	1378	571	8366	102.0	
OPPONENTS	82	19880	3391-7317	.463	196-574	.341	1529-1985	.770	1232-2406-3638	44.4	2131	26.0	1673-13	743	1174	384	8632	103.7	

Date	Opponent	Score	Record	Date	Opponent	Score	Record
Nov. 1	L.A. Lakers	W126-121 (2OT)	1-0	28	Minnesota	W111-102	23-19
2	at Denver	L101-109 (OT)	1-1	30	Chicago	W105-102	24-19
5	Portland	W106-99	2-1	Feb. 1	at Phoenix	L92-106	24-20
7	Cleveland	W105-86	3-1	3	Indiana	W122-111	25-20
9	Phoenix	W96-95	4-1	5	at Boston	L85-98	25-21
12	at Dallas	W98-92	5-1	6	at New York	L85-102	25-22
15	at L.A. Lakers	L74-86	5-2	11	at Seattle	L99-105	25-23
16	at Sacramento	W102-93	6-2	12	at L.A. Clippers	L95-97	25-24
19	New York	W90-79	7-2	14	Boston	W105-99	26-24
21	Minnesota	W106-102	8-2	15	at Dallas	L99-103	26-25
23	at Minnesota	L89-102	8-3	17	Minnesota	L122-124 (OT)	26-26
26	New Jersey	W118-109	9-3	20	Philadelphia	W110-101	27-26
29	at Indiana	L121-141	9-4	21	at Utah	L97-124	27-27
Dec. 1	at Detroit	L87-94	9-5	23	San Antonio	W90-83	28-27
3	Denver	L100-110	9-6	26	Golden State	W118-116	29-27
5	Atlanta	L97-109	9-7	28	at Denver	W84-81	30-27
7	Utah	L91-96	9-8	Mar. 1	at L.A. Lakers	W105-97	31-27
10	at Portland	W108-106	10-8	3	at Phoenix	L107-112 (OT)	31-28
12	at Golden State	W99-96	11-8	5	Miami	W114-93	32-28
14	San Antonio	L100-107	11-9	7	at Golden State	L100-110	32-29
17	Washington	W100-97	12-9	8	at Sacramento	W109-108	33-29
19	Sacramento	W109-102	13-9	10	Dallas	W116-93	34-29
20	at Charlotte	W99-95	14-9	12	at San Antonio	L98-104	34-30
22	at Orlando	W99-94	15-9	13	Charlotte	W118-100	35-30
23	Dallas	L85-105	15-10	15	Utah	W106-97	36-30
26	at New Jersey	L93-99	15-11	17	L.A. Clippers	W100-92	37-30
27	at Washington	W107-100	16-11	19	Seattle	L91-112	37-31
29	at Milwaukee	L100-110	16-12	21	Sacramento	L97-100	37-32
30	at Cleveland	L89-121	16-13	24	at Seattle	L106-128	37-33
Jan. 2	Detroit	L83-106	16-14	26	at L.A. Clippers	L95-109	37-34
4	at San Antonio	W112-110 (2OT)	17-14	28	at Portland	L95-115	37-35
6	at Atlanta	L97-109	17-15	31	L.A. Lakers	L101-107	37-36
8	at Philadelphia	L104-114	17-16	Apr. 2	Denver	W137-114	38-36
10	at Miami	W111-107 (OT)	18-16	4	Orlando	W110-101	39-36
11	Seattle	W119-115	19-16	7	at San Antonio	W95-92	40-36
14	Denver	W111-94	20-16	9	at Minnesota	W117-102	41-36
16	Golden State	L91-98	20-17	11	Dallas	L92-99	41-37
18	at Utah	L80-108	20-18	14	Portland	W108-96	42-37
21	Milwaukee	W117-107	21-18	15	at Utah	L98-130	42-38
23	L.A. Clippers	W109-96	22-18	17	at Dallas	L106-109	42-39
25	at Chicago	L100-114	22-19	19	Phoenix	L97-100	42-40

1992-93 Houston Rockets

(55-27, 1st Midwest)

Final Statistics

Player	G-S	Min	FGM-A	Pct.	3PM-A	Pct.	FTM-A	Pct.	Rebounds		Avg.	A	Avg.	PF-D	S	TO	B	TP	Avg.
									O-D-Tot										
Hakeem Olajuwon	82-82	3242	848-1603	.529	0-8	.000	444-570	.779	283-785-1068	13.0	291	3.5	305-5	150	262	342	2140	26.1	
Vernon Maxwell	71-68	2251	349-858	.407	120-361	.332	164-228	.719	29-192-221	3.1	297	4.2	124-1	86	140	8	982	13.8	
Kenny Smith	82-82	2422	387-744	.520	96-219	.438	195-222	.878	28-132-160	2.0	446	5.4	110-0	80	163	7	1065	13.0	
Otis Thorpe	72-69	2357	385-690	.558	0-2	.000	153-256	.598	219-370-589	8.2	181	2.5	234-3	43	151	19	923	12.8	
Robert Horry	79-79	2330	323-682	.474	12-47	.255	143-200	.715	113-279-392	5.0	191	2.4	210-1	80	156	83	801	10.1	
Carl Herrera	81-12	1800	240-444	.541	0-2	.000	125-176	.710	148-306-454	5.6	61	0.8	190-1	47	92	35	605	7.5	
Matt Bullard	79-4	1356	213-494	.431	91-243	.374	58-74	.784	66-156-222	2.8	110	1.4	129-0	30	57	11	575	7.3	
Eric Floyd	52-10	867	124-305	.407	16-56	.286	81-102	.794	14-72-86	1.7	132	2.5	59-0	32	68	6	345	6.6	
Scott Brooks	82-0	1516	183-385	.475	41-99	.414	112-135	.830	22-77-99	1.2	243	3.0	136-0	79	72	3	519	6.3	
Winston Garland	66-4	1004	152-343	.443	6-13	.462	81-89	.910	32-76-108	1.6	138	2.1	116-0	39	67	4	391	5.9	
Kennard Winchester	39-0	340	61-139	.439	4-19	.211	17-22	.773	17-32-49	1.3	13	0.3	40-0	10	15	10	143	3.7	
Terry Teagle	2-0	25	2-7	.286	0-0	.000	1-2	.500	0-3-3	1.5	2	1.0	1-0	0	1	0	5	2.5	
Mark Acres	6-0	23	2-9	.222	1-2	.500	1-2	.500	2-4-6	1.0	0	0.0	2-0	0	2	0	6	1.0	
Wayne Rollins	42-0	247	11-41	.268	0-2	.000	9-12	.750	12-48-60	1.4	10	0.2	43-0	6	9	15	31	0.7	
ROCKETS	82	19780	3280-6744	.486	387-1073	.361	1584-2090	.758	985-2532-3517	42.9	2115	25.8	1699-11	682	1295	543	8531	104.0	
OPPONENTS	82	19780	3255-7129	.457	242-730	.332	1432-1877	.763	1167-2295-3462	42.2	1965	24.0	1793-22	717	1228	327	8184	99.8	

Date	Opponent	Score	Record	Date	Opponent	Score	Record
Nov.	6 Seattle (Yokohama)	L94-111	0-1	Feb.	30 New Jersey	W108-105	24-18
	7 Seattle (Yokohama)	L85-89	0-2		2 Indiana	W115-104	25-18
Dec.	11 Atlanta	W101-82	1-2	Mar.	3 at Dallas	W119-102	26-18
	14 at San Antonio	W93-87	2-2		5 Minnesota	L105-112	26-19
	17 Sacramento	W116-109	3-2		8 Washington	L100-106	26-20
	19 Cleveland	W99-92	4-2		10 at Philadelphia	W98-90	27-20
	21 San Antonio	W103-100	5-2		11 at New York	L95-125	27-21
	24 L.A. Clippers	W88-83	6-2		13 at Minnesota	W97-88	28-21
	25 at Orlando	L94-107	6-3		16 Philadelphia	W149-111	29-21
	27 at Miami	W101-93	7-3		18 Boston	W119-84	30-21
	28 Utah	L99-108	7-4		23 at Utah	W105-78	31-21
	1 at Denver	L105-112	7-5		25 Phoenix	W131-104	32-21
	3 L.A. Lakers	L89-95	7-6		27 Denver	W107-102	33-21
	5 at Dallas	W117-96	8-6		2 at L.A. Clippers	W99-83	34-21
	8 Minnesota	W102-94	9-6		3 at Sacramento	W89-86	35-21
	11 at Chicago	W110-96	10-6		5 at Dallas	W105-86	36-21
	12 at Minnesota	W104-87	11-6		6 Sacramento	W119-102	37-21
Jan.	15 at Cleveland	L97-124	11-7		9 Miami	W104-94	38-21
	17 San Antonio	W121-109	12-7		11 Portland	W104-91	39-21
	19 Dallas	W112-93	13-7		13 Utah	W104-95	40-21
	22 at Detroit	L84-98	13-8		16 Orlando	W94-93	41-21
	23 at Boston	L94-98	13-9		18 at Golden State	W98-85	42-21
	26 Denver	W90-82	14-9		19 at Portland	L98-106 (OT)	42-22
	29 Golden State	L112-132	14-10		21 Seattle	L89-100	42-23
	30 at Phoenix	L110-133	14-11		23 at Charlotte	W111-103	43-23
	2 at Golden State	L107-113	14-12		25 at Atlanta	L96-106	43-24
	3 at Portland	L101-103 (OT)	14-13	Apr.	26 at Washington	W90-69	44-24
	5 Phoenix	L104-106	14-14		28 at Minnesota	L100-101	44-25
	7 Portland	L91-113	14-15		1 Milwaukee	W121-115	45-25
	8 at Denver	L90-115	14-16		3 Golden State	W118-111	46-25
	10 Utah	W97-90	15-16		6 L.A. Clippers	W114-101	47-25
	12 at L.A. Clippers	W113-103	16-16		8 at Utah	W95-90	48-25
	14 Charlotte	W114-102	17-16		10 San Antonio	W98-88	49-25
	16 New York	W104-102	18-16		13 L.A. Lakers	W126-107	50-25
	18 at L.A. Lakers	W110-90	19-16		14 at Denver	W107-96	51-25
	19 at Sacramento	W102-96	20-16		16 at L.A. Lakers	W100-84	52-25
Feb.	21 Detroit	W126-120	21-16		17 at Seattle	W86-81	53-25
	23 at Indiana	W113-100	22-16		19 at Phoenix	W111-97	54-25
	24 at New Jersey	L83-100	22-17		22 Minnesota	W112-110 (OT)	55-25
	26 at Milwaukee	L86-100	22-18				
Mar.	28 Chicago	W94-83	23-18				

1993-94 Houston Rockets

(58-24, 1st Midwest, NBA Champions)

Final Statistics

Player	G-S		Min	FGM-A	Pct.	3PM-A	Pct.	FTM-A	Pct.	Rebounds		Avg.	A	Avg.	PF-D	S	TO	B	TP	Avg.
										O-D-Tot										
Hakeem Olajuwon	80-80	3277	894-1694	528	8-19	421	388-542	716	229-726-955	11.9	287	3.6	289-4	128	271	297	2184	27.3		
Otis Thorpe	82-82	2909	449-801	561	0-2	000	251-382	657	271-599-870	10.6	189	2.3	253-1	66	185	28	1149	14.0		
Vernon Maxwell	75-73	2571	380-976	389	120-403	298	143-191	749	42-187-229	3.1	380	5.1	143-0	125	185	20	1023	13.6		
Kenny Smith	78-78	2209	341-711	480	89-220	405	135-155	871	24-114-138	1.8	327	4.2	121-0	59	126	4	906	11.6		
Chris Jent	3-0	78	13-26	500	4-11	364	1-2	500	4-11-15	5.0	7	2.3	13-1	0	5	0	31	10.3		
Robert Horry	81-81	2370	322-702	459	44-136	324	115-157	732	128-312-440	5.4	231	2.9	186-0	119	137	75	803	9.9		
Mario Elie	67-8	1606	208-466	446	56-167	335	154-179	860	28-153-181	2.7	208	3.1	124-0	50	109	8	626	9.3		
Sam Cassell	66-6	1122	162-388	418	26-88	295	90-107	841	25-109-134	2.0	192	2.9	136-1	59	94	7	440	6.7		
Scott Brooks	73-0	1225	142-289	491	23-61	377	74-85	871	10-92-102	1.4	149	2.0	98-0	51	55	2	381	5.2		
Carl Herrera	75-0	1292	142-310	458	0-0	000	69-97	711	101-184-285	3.8	37	0.5	159-0	32	69	26	353	4.7		
Larry Robinson	6-0	55	10-20	500	2-8	250	3-8	375	4-6-10	1.7	6	1.0	8-0	7	10	0	25	4.2		
Matt Bullard	65-0	725	78-226	345	50-154	325	20-26	769	23-61-84	1.3	64	1.0	67-0	14	28	6	226	3.5		
Richard Petruska	22-0	92	20-46	435	7-15	467	6-8	750	9-22-31	1.4	1	0.0	15-0	2	15	3	53	2.4		
Earl Cureton	2-0	30	2-8	250	0-0	000	0-2	000	4-8-12	6.0	0	0.0	4-0	0	1	0	4	2.0		
Eric Riley	47-2	219	34-70	486	0-1	000	20-37	541	24-35-59	1.3	9	0.2	30-0	5	15	9	88	1.9		
ROCKETS	82	1978	3197-6733	475	429-1285	334	1469-1978	743	926-2619-3545	43.2	2087	25.5	1646-7	717	1338	485	8292	101.1		
OPPONENTS	82	1978	3152-7166	440	257-841	306	1377-1871	736	1138-2434-3572	43.6	1901	23.2	1743-13	767	1221	312	7938	96.8		

Date	Opponent	Score	Record	Date	Opponent	Score	Record
Nov.	5 New Jersey	W110-88	1-0	Feb.	1 at Utah	L88-104	31-11
	7 at Portland	W106-92	2-0		3 L.A. Lakers	W99-88	32-11
	9 at Golden State	W102-93	3-0		6 Minnesota	W101-90	33-11
	11 Minnesota	W107-99	4-0		8 at Milwaukee	L98-106	33-12
	13 Phoenix	W99-95	5-0		10 at Detroit	W104-81	34-12
	15 at Philadelphia	W88-84	6-0		15 Atlanta	W103-99	35-12
	16 at New Jersey	W90-84	7-0		16 at Charlotte	L97-102	35-13
	18 at Indiana	W99-83	8-0		19 Phoenix	W106-88	36-13
	20 L.A. Clippers	W108-86	9-0		22 Denver	W98-97	37-13
	23 Chicago	W100-93	10-0		24 New York	W93-73	38-13
Dec.	24 at Utah	W95-93 (OT)	11-0	26 Utah	L85-95	38-14	
	26 at Sacramento	W92-89	12-0	28 at Utah	L85-89	38-15	
	27 at L.A. Clippers	W82-80	13-0	Mar.	1 Orlando	W97-85	39-15
	30 Milwaukee	W102-91	14-0		5 L.A. Clippers	W124-107	40-15
	2 at New York	W94-85	15-0		8 at San Antonio	L99-115	40-16
	3 at Atlanta	L111-133	15-1		10 Seattle	W87-82	41-16
	5 at Cleveland	W99-98	16-1		12 San Antonio	L98-109	41-17
	7 Charlotte	W121-102	17-1		13 at Dallas	W100-93	42-17
	9 Miami	W115-109 (OT)	18-1		15 Portland	W105-99	43-17
	11 Seattle	W82-75	19-1		17 Golden State	W112-99	44-17
14 at Miami	W97-88	20-1	19 Detroit		W106-88	45-17	
18 Dallas	W104-93	21-1	21 Washington		W128-112	46-17	
Jan.	21 at San Antonio	W90-88	22-1	22 at Minnesota	L81-83	46-18	
	23 Denver	L93-106	22-2	24 L.A. Lakers	W113-107	47-18	
	25 at Phoenix	L91-111	22-3	26 Utah	W98-83	48-18	
	26 at L.A. Lakers	W118-93	23-3	27 at Phoenix	L98-113	48-19	
	28 at Seattle	L97-112	23-4	29 at Sacramento	W122-101	49-19	
	30 at Minnesota	W110-104	24-4	30 at Golden State	W114-104	50-19	
	Apr.	4 Portland	W106-95	25-4	1 at L.A. Lakers	L88-101	50-20
		5 at Dallas	W114-102	26-4	3 at L.A. Clippers	W106-98	51-20
		8 Philadelphia	W100-93	27-4	7 Golden State	W134-102	52-20
		10 at Orlando	L110-115	27-5	9 San Antonio	W100-89	53-20
12 at Boston		W94-84	28-5	10 at Denver	W93-92	54-20	
13 at Washington		L102-120	28-6	12 Minnesota	W98-89	55-20	
15 at Chicago		L76-82	28-7	14 Sacramento	W104-99	56-20	
18 Boston		L83-95	28-8	16 at Seattle	L97-100	56-21	
20 at Denver		L106-111 (2OT)	28-9	17 at Portland	W119-110	57-21	
22 Utah		W106-101	29-9	19 at San Antonio	L80-90	57-22	
	25 Cleveland	W96-93	30-9	21 Dallas	W126-100	58-22	
	27 Sacramento	W113-97	31-9	22 at Dallas	L95-107	58-23	
	29 Indiana	L108-119	31-10	24 Denver	L107-115	58-24	

1994-95 Houston Rockets

(47-35, 3rd Midwest, NBA Champions)

Final Statistics

Player	G-S	Min	FGM-A	Pct.	3PM-A	Pct.	FTM-A	Pct.	Rebounds		Avg.	A	Avg.	PF-D	S	TO	B	TP	Avg.
									O-D-Tot										
Hakeem Olajuwon	72-72	2853	798-1545	.517	3-16	.188	406-537	.756	172-603-775	10.8	255	3.5	250-3	133	237	242	2005	27.8	
Clyde Drexler (TOT)	76-75	2728	571-1238	.461	147-408	.360	364-442	.824	152-328-480	6.3	362	4.8	206-1	136	186	45	1653	21.8	
Clyde Drexler (HOU)	35-34	1300	266-526	.506	60-168	.357	157-194	.809	68-178-246	7.0	154	4.4	89-1	62	89	23	749	21.4	
Vernon Maxwell	64-54	2038	306-777	.394	143-441	.324	99-144	.688	18-146-164	2.6	274	4.3	157-1	75	137	13	854	13.3	
Otis Thorpe	36-35	1188	206-366	.563	0-3	.000	67-127	.528	113-209-322	8.9	58	1.6	102-1	22	76	13	479	13.3	
Kenny Smith	81-81	2030	287-593	.484	142-331	.429	126-148	.851	27-128-155	1.9	323	4.0	109-1	71	123	10	842	10.4	
Robert Horry	64-61	2074	240-537	.447	86-227	.379	86-113	.761	81-243-324	5.1	216	3.4	161-0	94	122	76	652	10.2	
Sam Cassell	82-1	1882	253-593	.427	63-191	.330	214-254	.843	38-173-211	2.6	405	4.9	209-3	94	167	14	783	9.5	
Mario Elie	81-13	1896	243-487	.499	80-201	.398	144-171	.842	50-146-196	2.4	189	2.3	158-0	65	104	12	710	8.8	
Carl Herrera	61-26	1331	171-327	.523	0-2	.000	73-117	.624	98-180-278	4.6	44	0.7	136-0	40	71	38	415	6.8	
Chuck Brown	41-14	814	105-174	.603	1-3	.333	38-62	.613	64-125-189	4.6	30	0.7	105-0	11	29	14	249	6.1	
Pete Chilcutt	68-17	1347	146-328	.445	35-86	.407	31-42	.738	106-211-317	4.7	66	1.0	117-0	25	61	43	358	5.3	
Tracy Murray (TOT)	54-3	516	95-233	.408	35-86	.407	33-42	.786	20-39-59	1.1	19	0.4	73-0	14	35	4	258	4.8	
Tracy Murray (HOU)	25-0	203	32-80	.400	19-45	.422	5-8	.625	2-20-22	0.9	5	0.2	31-0	7	15	3	88	3.5	
Scott Brooks	28-0	186	35-65	.538	8-17	.471	18-21	.857	1-12-13	0.5	22	0.8	14-0	8	14	1	96	3.4	
Tim Breaux	42-2	340	45-121	.372	6-25	.240	32-49	.653	16-18-34	0.8	15	0.4	25-0	11	16	4	128	3.0	
Zan Tabak	37-0	182	24-53	.453	0-1	.000	27-44	.614	23-34-57	1.5	4	0.1	37-0	2	18	7	75	2.0	
Charles Jones	3-0	36	1-3	.333	0-0	.000	1-2	.500	2-5-7	2.3	0	0.0	8-0	0	0	1	3	1.0	
Adrian Caldwell	7-0	30	1-4	.250	0-0	.000	3-6	.500	1-9-10	1.4	0	0.0	6-0	1	1	0	5	0.7	
ROCKETS	82	19730	3159-6579	.480	646-1757	.368	1527-2039	.749	880-2440-3320	40.5	2060	25.1	1714-10	721	1322	514	8491	103.5	
OPPONENTS	82	19730	3202-7061	.453	506-1345	.376	1407-1874	.751	1165-2386-3551	43.3	1940	23.7	1779-12	744	1274	365	8317	101.4	

Date	Opponent	Score	Record	Date	Opponent	Score	Record
Nov. 4	New Jersey	W90- 86	1-0	Feb. 2	Utah	W121-101	27-15
5	at Minnesota	W115- 85	2-0	5	at Phoenix	W124-100	28-15
8	at Cleveland	W100- 98	3-0	6	at Portland	L82-120	28-16
9	at Indiana	W109-104	4-0	8	at Sacramento	W97- 86	29-16
11	at Boston	W102- 82	5-0	9	at L.A. Clippers	L107-122	29-17
12	at New Jersey	W100- 84	6-0	14	L.A. Clippers	W124-104	30-17
15	Sacramento	W105- 99	7-0	16	at Charlotte	W105- 89	31-17
17	Chicago	W106- 83	8-0	17	at Washington	W109- 92	32-17
19	at Denver	W109-101	9-0	19	at New York	L117-122	32-18
22	Portland	L94-102	9-1	21	San Antonio	L97- 98	32-19
23	at Orlando	L94-117	9-2	23	Detroit	W110- 99	33-19
26	Seattle	L94- 98	9-3	25	Golden State	W112-105	34-19
29	Denver	W96- 81	10-3	27	Cleveland	W86- 78	35-19
Dec. 1	at Golden State	W113-109	11-3	28	at Dallas	L101-102	35-20
2	at L.A. Lakers	L89-107	11-4	Mar. 2	Orlando	L96-107	35-21
6	at Seattle	L90-103	11-5	3	at Minnesota	L105-108	35-22
8	Charlotte	W101- 95	12-5	5	at San Antonio	L103-124	35-23
10	San Antonio	L96-108	12-6	7	Phoenix	L102-113	35-24
13	Washington	W93- 85	13-6	11	Dallas	W109-102	36-24
15	L.A. Lakers	L94- 97	13-7	13	at Atlanta	W97- 86	37-24
17	Boston	L109-112	13-8	14	at Philadelphia	W136-107	38-24
22	Phoenix	W114-106	14-8	16	Minnesota	W104- 97	39-24
23	at San Antonio	L96- 98	14-9	19	Philadelphia	W114-103	40-24
26	at Miami	W101- 88	15-9	21	Seattle	L102-104	40-25
27	Atlanta	W105- 93	16-9	23	Utah	L104-112	40-26
29	Golden State	W126-124	17-9	24	at Phoenix	W99- 97	41-26
30	at Utah	W111-103	18-9	26	at L.A. Lakers	L96-107	41-27
Jan. 3	at Dallas	W110- 98	19-9	28	L.A. Lakers	L96-106	41-28
5	Dallas	W108- 99	20-9	30	at L.A. Clippers	W108- 96	42-28
7	Indiana	L83- 88	20-10	Apr. 1	Milwaukee	L87- 93	42-29
11	Miami	W108- 97	21-10	4	at Sacramento	L105-109	42-30
13	San Antonio	W103-100	22-10	6	at Golden State	W110-102	43-30
14	at Denver	L104-118	22-11	7	at Portland	L109-127	43-31
16	at Minnesota	L75- 94	22-12	9	at Denver	W123-120	44-31
19	New York	L77- 93	22-13	11	Dallas	L147-156 (2OT)	44-32
20	at Detroit	W106- 96	23-13	13	Portland	W112- 99	45-32
22	at Chicago	L81-100	23-14	15	Sacramento	W98- 84	46-32
24	at Milwaukee	W115- 99	24-14	17	L.A. Clippers	W121-111	47-32
26	at San Antonio	L100-103	24-15	19	at Utah	L96-115	47-33
28	Minnesota	W114- 93	25-15	20	at Seattle	L101-111	47-34
31	Denver	W86- 74	26-15	23	Utah	L97-103	47-35

1995-96 Houston Rockets

(48-34, 3rd Midwest)

Final Statistics

Player	Rebounds																			
	G-S	Min	FGM-A	Pct.	3PM-A	Pct.	FTM-A	Pct.	O-D-Tot	Avg.	A	Avg.	PF-D	S	TO	B	TP	Avg.		
Hakeem Olajuwon	72-72	2797	768-1494	.514	3-14	.214	397-548	.724	176-608-784	10.9	257	3.6	242-0	113	247	207	1936	26.9		
Clyde Drexler	52-51	1997	331-764	.433	78-235	.332	265-338	.784	97-276-373	7.2	302	5.8	153-0	105	134	24	1005	19.3		
Sam Cassell	61-0	1682	289-658	.439	73-210	.348	235-285	.825	51-137-188	3.1	278	4.6	166-2	53	157	4	886	14.5		
Robert Horry	71-71	2634	300-732	.410	142-388	.366	111-143	.776	97-315-412	5.8	281	4.0	197-3	116	160	109	853	12.0		
Tracy Moore	8-2	190	30-76	.395	13-30	.433	18-19	.947	10-12-22	2.8	6	0.8	16-0	2	8	0	91	11.4		
Mario Elie	45-16	1385	180-357	.504	41-127	.323	98-115	.852	47-108-155	3.4	138	3.1	93-0	45	59	11	499	11.1		
Sam Mack	31-20	868	121-287	.422	54-135	.400	39-46	.848	18-80-98	3.2	79	2.5	75-0	22	28	9	335	10.8		
Mark Bryant	71-9	1587	242-446	.543	0-2	.000	127-177	.718	131-220-351	4.9	52	0.7	234-4	31	85	19	611	8.6		
Chuck Brown	82-82	2019	300-555	.541	1-8	.125	104-150	.693	134-307-441	5.4	89	1.1	163-0	47	94	38	705	8.6		
Kenny Smith	68-56	1617	201-464	.433	91-238	.382	87-106	.821	21-75-96	1.4	245	3.6	116-1	47	100	3	580	8.5		
Eldridge Recasner	63-27	1275	149-359	.415	81-191	.424	57-66	.864	31-113-144	2.3	170	2.7	111-1	23	61	5	436	6.9		
Henry James	7-0	58	10-24	.417	5-15	.333	5-5	1.000	3-3-6	0.9	2	0.3	13-0	0	4	0	30	4.3		
Melvin Booker	11-0	131	16-50	.320	3-19	.158	9-11	.818	1-8-9	0.8	21	1.9	18-0	5	12	1	44	4.0		
Tim Breaux	54-4	570	59-161	.366	15-46	.326	28-45	.622	22-38-60	1.1	24	0.4	42-0	11	30	8	161	3.0		
Pete Chilcutt	74-0	651	73-179	.408	37-98	.378	17-26	.654	51-105-156	2.1	26	0.4	65-0	19	22	14	200	2.7		
Alvin Heggis	4-0	14	3-5	.600	0-0	—	2-3	.667	1-1-2	0.5	0	0.0	0-0	0	0	0	8	2.0		
Jaren Jackson	4-0	33	0-8	.000	0-5	.000	8-10	.800	0-3-3	0.8	0	0.0	5-0	1	0	0	8	2.0		
Charles Jones	46-0	297	6-19	.316	0-0	—	4-13	.308	28-46-74	1.6	12	0.3	44-0	5	3	24	16	0.3		
ROCKETS	82	19805	3078-6638	.464	637-1761	.362	1611-2106	.765	919-2455-3374	41.1	1982	24.2	1753-11	645	1245	476	8404	102.5		
OPPONENTS	82	19805	3178-6910	.460	482-1344	.359	1423-2012	.707	1126-2499-3625	44.2	1945	23.7	1847-14	670	1224	400	8261	100.7		

Date	Opponent	Score	Record	Date	Opponent	Score	Record
Nov. 3	Golden State	W110-92	1-0	24	at New Jersey	W98-89	28-14
5	at Phoenix	W106-104	2-0	25	at Washington	L85-120	28-15
7	Milwaukee	W106-89	3-0	27	Detroit	W105-85	29-15
8	at Miami	L82-89	3-1	30	Chicago	L87-98	29-16
11	Minnesota	W119-97	4-1	Feb. 1	at Charlotte	W116-111	30-16
15	at Toronto	W96-93	5-1	3	Seattle	L103-104 (OT)	30-17
16	at Milwaukee	W115-87	6-1	6	at Seattle	L94-99	30-18
18	Denver	W101-97	7-1	7	at L.A. Clippers	W110-102	31-18
20	at Boston	W98-93	8-1	13	Dallas	W121-106	32-18
22	at Philadelphia	W115-106	9-1	15	San Antonio	W112-108	33-18
23	at Indiana	W115-108	10-1	18	at San Antonio	L79-93	33-19
25	at New York	L88-103	10-2	19	Sacramento	W118-111 (OT)	34-19
26	at Detroit	L100-102	10-3	21	at Minnesota	L101-120	34-20
28	L.A. Clippers	W116-103	11-3	22	at Cleveland	W86-80	35-20
30	Utah	L105-112	11-4	24	L.A. Lakers	W96-94	36-20
Dec. 2	Charlotte	W113-98	12-4	27	Toronto	W105-100	37-20
5	at Utah	W103-100	13-4	29	Philadelphia	W109-95	38-20
6	L.A. Lakers	W112-99	14-4	Mar. 3	at L.A. Lakers	W111-107	39-20
8	Washington	W113-107	15-4	5	at Portland	W100-93	40-20
10	at Portland	L101-103 (2OT)	15-5	7	at Golden State	L86-95	40-21
12	at Sacramento	W133-93	16-5	8	at Utah	L89-109	40-22
13	at Vancouver	W100-89	17-5	10	at Vancouver	W95-89	41-22
15	Sacramento	L110-114	17-6	14	Atlanta	W114-106	42-22
19	Phoenix	W103-96	18-6	16	Miami	L97-121	42-23
21	Portland	W91-86	19-6	19	Golden State	L102-105 (OT)	42-24
23	at San Antonio	L95-110	19-7	21	Cleveland	L85-98	42-25
25	at Orlando	L90-92	19-8	23	Minnesota	L103-108	42-26
26	Vancouver	W100-84	20-8	26	New York	L74-83	42-27
28	New Jersey	W97-82	21-8	27	at Dallas	L114-117	42-28
30	at Dallas	W105-102	22-8	30	Portland	L94-109	42-29
Jan. 2	at Minnesota	W105-100	23-8	Apr. 2	at Golden State	W112-106	43-29
3	at Chicago	L86-100	23-9	3	at Seattle	L103-118	43-30
6	Indiana	W99-87	24-9	5	at Sacramento	L91-96	43-31
9	San Antonio	L82-88	24-10	7	at Denver	L105-111	43-32
12	at L.A. Lakers	L100-101	24-11	9	Vancouver	W90-84	44-32
13	at L.A. Clippers	W115-104	25-11	11	Denver	W113-109	45-32
15	Utah	W107-99	26-11	13	Dallas	W112-111	46-32
17	at Denver	W120-112	27-11	15	Seattle	L106-112	46-33
18	Boston	L106-108	27-12	16	at Phoenix	L100-111	46-34
21	Orlando	L96-97	27-13	18	L.A. Clippers	W115-107	47-34
22	at Atlanta	L96-105	27-14	21	Phoenix	W118-110	

1996-97 Houston Rockets

(57-25, 2nd Midwest)

Final Statistics

Player	G-S	Min	FGM-A	Pct.	3PM-A	Pct.	FTM-A	Pct.	Rebounds		A	Avg.	PF-D	S	TO	B	TP	Avg.
									O-D-Tot	Avg.								
Hakeem Olajuwon	78-78	2852	727-1426	.510	5-16	.313	351-446	.787	173-543-716	9.2	236	3.0	249-3	117	281	173	1810	23.2
Charles Barkley	53-53	2009	335-692	.484	58-205	.283	288-415	.694	212-504-716	13.5	248	4.7	153-2	69	151	25	1016	19.2
Clyde Drexler	62-62	2271	397-899	.442	119-335	.355	201-268	.750	118-255-373	6.0	354	5.7	151-0	119	156	36	1114	18.0
Mario Elie	78-77	2687	291-585	.497	120-286	.420	207-231	.896	60-175-235	3.0	310	4.0	200-2	92	135	12	909	11.7
Kevin Willis	75-32	1964	350-728	.481	2-14	.143	140-202	.693	146-415-561	7.5	71	0.9	216-1	42	119	32	842	11.2
Matt Maloney	82-82	2386	271-615	.441	154-381	.404	71-93	.763	19-141-160	2.0	303	3.7	125-0	82	122	1	767	9.4
Eddie Johnson (TOT)	52-2	913	160-362	.442	49-131	.374	55-68	.809	27-111-138	2.7	52	1.0	81-0	15	47	2	424	8.2
Eddie Johnson (HOU)	24-2	607	101-226	.447	40-103	.388	35-41	.854	24-74-98	4.1	35	1.5	48-0	10	30	1	277	11.5
Sam Mack	52-10	904	105-262	.401	47-142	.331	35-42	.833	20-86-106	2.0	58	1.1	67-0	29	42	6	292	5.6
Brent Price	25-0	390	44-105	.419	17-53	.321	21-21	1.000	10-19-29	1.2	65	2.6	34-0	17	32	0	126	5.0
Emanuel Davis	13-0	230	24-54	.444	12-27	.444	5-8	.625	2-20-22	1.7	26	2.0	20-0	9	17	2	65	5.0
Othella Harrington	57-1	860	112-204	.549	0-3	.000	49-81	.605	75-123-198	3.5	18	0.3	112-2	12	57	22	273	4.8
Matt Bullard	71-12	1025	114-284	.401	67-183	.366	25-34	.735	13-104-177	1.6	67	0.9	68-0	21	38	18	320	4.5
Randy Livingston	64-0	981	100-229	.437	9-22	.409	42-65	.646	32-62-94	1.5	155	2.4	107-0	39	102	12	251	3.9
Tracy Moore	27-1	237	33-85	.388	11-43	.256	22-31	.710	11-15-26	1.0	20	0.7	19-0	5	14	0	99	3.7
Sedale Threatt	21-0	334	28-74	.378	8-20	.400	6-8	.750	5-19-24	1.1	40	1.9	29-0	15	13	3	70	3.3
Elmer Bennett	4-0	16	2-6	.333	1-3	.333	5-6	.833	0-1-1	0.3	4	1.0	1-0	2	0	0	10	2.5
Joe Stephens	2-0	9	1-5	.200	1-3	.333	0-0	—	2-1-3	1.5	0	0.0	3-0	3	3	0	3	1.5
Charles Jones	12-0	93	2-5	.400	0-0	—	0-0	—	5-8-13	1.1	3	0.3	8-0	2	0	4	4	0.3
ROCKETS	82	19855	3037-6484	.468	671-1839	.365	1503-1992	.755	927-2565-3492	42.6	2013	24.5	1610-10	685	1365	347	8248	100.6
OPPONENTS	82	19855	3030-6845	.443	519-1547	.335	1302-1785	.729	1029-2332-3361	41.0	1835	22.4	1735-17	731	1172	365	7881	96.1

Date	Opponent	Score	Record	23	New Jersey	W111-104	32-10
Nov. 1	Sacramento	W96-85	1-0	25	Utah	L100-105 (OT)	32-11
2	at Phoenix	W110-95	2-0	30	Denver	L109-113	32-12
4	at Utah	W75-72	3-0	31	at Indiana	L74-100	32-13
5	at Sacramento	W102-80	4-0	Feb. 2	at Orlando	L90-103	32-14
7	at Denver	W110-108 (OT)	5-0	4	at New York	L95-99	32-15
9	Utah	W91-85	6-0	6	at Detroit	L87-96	32-16
12	L.A. Lakers	L115-126 (2OT)	6-1	11	Vancouver	W106-97	33-16
14	Indiana	W90-88	7-1	14	at Seattle	L85-105	33-17
16	Golden State	W115-103	8-1	15	at Portland	L105-109	33-18
19	Minnesota	W122-93	9-1	17	Atlanta	W127-98	34-18
21	Phoenix	W115-105	10-1	20	Toronto	W107-97	35-18
23	at Golden State	W120-115 (OT)	11-1	21	at Atlanta	L74-76	35-19
24	at L.A. Lakers	W90-85	12-1	23	San Antonio	W95-85	36-19
26	Portland	W102-101 (OT)	13-1	25	L.A. Lakers	W100-96	37-19
29	at Boston	W120-94	14-1	27	Charlotte	L95-106	37-20
30	at Washington	W103-99	15-1	Mar. 1	Dallas	W89-80	38-20
Dec. 2	at Toronto	L89-100	15-2	4	at L.A. Clippers	W113-109	39-20
4	Boston	W94-89	16-2	5	at Golden State	W90-85	40-20
7	Philadelphia	W123-108	17-2	7	at L.A. Lakers	W111-90	41-20
10	at Minnesota	W96-94	18-2	9	at Dallas	W88-83	42-20
12	Detroit	W115-96	19-2	11	at San Antonio	W103-79	43-20
14	at Seattle	W109-100	20-2	12	Orlando	L95-96	43-21
15	at Portland	W99-89	21-2	16	at Miami	L80-101	43-22
17	at Vancouver	L92-93	21-3	18	at New Jersey	W97-89	44-22
19	San Antonio	L101-115	21-4	20	Washington	W96-90	45-22
21	Miami	L66-86	21-5	22	Phoenix	L99-104	45-23
23	Milwaukee	L76-81	21-6	25	Minnesota	W112-103	46-23
26	at Milwaukee	W101-90	22-6	27	Cleveland	W107-89	47-23
28	Golden State	W104-95	23-6	29	Denver	W120-105	48-23
30	Seattle	W99-91	24-6	Apr. 1	at Denver	W116-99	49-23
Jan. 2	Portland	L96-112	24-7	2	at Phoenix	L96-109	49-24
4	L.A. Clippers	L91-95	24-8	4	at Sacramento	W108-94	50-24
7	at Minnesota	W104-95	25-8	6	at Vancouver	W94-85	51-24
8	at Cleveland	W81-78	26-8	8	at L.A. Clippers	W127-117	52-24
10	at Philadelphia	W120-99	27-8	10	Vancouver	W102-94	53-24
11	at Chicago	L86-110	27-9	11	at Utah	L83-104	53-25
14	New York	W106-86	28-9	13	Seattle	W113-73	54-25
16	Sacramento	W89-80	29-9	15	L.A. Clippers	W123-119	55-25
17	at Dallas	W88-78	30-9	18	Dallas	W112-102 (OT)	56-25
19	Chicago	W102-86	31-9	20	at San Antonio	W103-99	57-25
21	at Charlotte	L108-114	31-10				
Date	Opponent	Score	Record				

1997-98 Houston Rockets

(41-41, 4th Midwest)

Final Statistics

Player	G-S		Min	FGM-A	Pct.	3PM-A	Pct.	FTM-A	Pct.	Rebounds		Avg.	A	Avg.	PF-D	S	TO	B	TP	Avg.
										O-D-Tot										
Clyde Drexler	70-70	2473	452-1059	427	106-334	317	277-346	.801	105-241-346	4.9	382	5.5	193-0	126	189	42	1287	18.4		
Hakeem Olajuwon	47-45	1633	306-633	483	0-3	000	160-212	.755	116-344-460	9.8	143	3.0	152-0	84	126	96	772	16.4		
Kevin Willis	81-74	2528	531-1041	510	1-7	143	242-305	.793	232-447-679	8.4	78	1.0	235-1	55	170	38	1305	16.1		
Charles Barkley	68-41	2243	361-744	485	18-84	214	296-397	.746	241-553-794	11.7	217	3.2	187-2	71	147	28	1036	15.2		
Matt Maloney	78-78	2217	239-586	408	126-346	364	65-78	.833	16-126-142	1.8	219	2.8	99-0	62	107	5	669	8.6		
Eddie Johnson	75-1	1490	227-544	417	66-198	333	113-136	.831	50-103-153	2.0	88	1.2	89-0	32	62	3	633	8.4		
Mario Elie	73-59	1988	206-456	452	55-189	291	145-174	.833	39-117-156	2.1	221	3.0	115-0	81	100	8	612	8.4		
Matt Bullard	67-24	1190	175-389	450	96-231	416	20-27	.741	25-121-146	2.2	60	0.9	104-0	31	39	24	466	7.0		
Othella Harrington	58-3	903	129-266	485	0-1	000	92-122	.754	73-134-207	3.6	24	0.4	112-1	10	47	27	350	6.0		
Rodrick Rhodes	58-13	1070	112-305	367	2-8	250	111-180	.617	28-42-70	1.2	110	1.9	125-0	62	97	10	337	5.8		
Brent Price	72-2	1332	128-310	413	73-187	390	77-98	.786	37-70-107	1.5	192	2.7	163-3	52	111	4	406	5.6		
Emanuel Davis	45-0	599	63-142	444	27-72	375	31-37	.838	10-37-47	1.0	59	1.3	55-0	17	52	3	184	4.1		
Joe Stephens	7-0	37	10-28	357	3-10	300	4-6	.667	3-3-6	0.9	1	0.1	2-0	2	2	0	27	3.9		
Charles Jones	24-0	127	7-10	.700	0-0	000	1-2	.500	12-12-24	1.0	5	0.2	22-0	1	4	6	15	0.6		
ROCKETS	82	19830	2946-6513	452	573-1670	343	1634-2120	.771	987-2350-3337	40.7	1799	22.0	1653-7	686	1298	294	8099	98.8		
OPPONENTS	82	19830	3173-6769	469	409-1120	365	1406-1891	.744	1041-2326-3367	41.1	1914	23.2	1747-11	732	1170	365	8161	99.5		

Date	Opponent	Score	Record	Date	Opponent	Score	Record
Oct. 31	Cleveland	W94-86	1-0	29	Orlando	L88-95	20-22
Nov. 2	at Sacramento	W93-77	2-0	31	at Philadelphia	W102-86	21-22
4	at Seattle	L94-118	2-1	Feb. 1	at Boston	L96-107	21-23
5	at L.A. Clippers	W124-110	3-1	3	Vancouver	W110-97	22-23
7	Portland	L85-86	3-2	5	at Detroit	L92-104	22-24
12	Philadelphia	L100-114	3-3	10	Seattle	W97-83	23-24
14	L.A. Lakers	L103-113 (2OT)	3-4	12	at Vancouver	W112-103	24-24
16	at Phoenix	L94-96	3-5	13	at Portland	L81-105	24-25
18	New York	W95-84	4-5	15	at L.A. Lakers	W90-88	25-25
20	Toronto	W127-97	5-5	16	at L.A. Clippers	W121-99	26-25
22	Golden State	W90-84	6-5	19	Detroit	W100-90	27-25
28	at Portland	W98-89	7-5	20	at Minnesota	L95-100 (OT)	27-26
29	at Golden State	W107-100	8-5	22	at New York	L74-92	27-27
Dec. 2	Denver	W112-101	9-5	24	at Washington	L112-124	27-28
4	Atlanta	W94-87	10-5	26	Minnesota	W118-98	28-28
6	Dallas (Mexico City)	W108-106	11-5	Mar. 1	Utah	L100-106	28-29
9	San Antonio	W108-78	12-5	3	L.A. Clippers	W107-97	29-29
12	at L.A. Lakers	L102-119	12-6	5	Miami	L93-117	29-30
14	at Vancouver	L105-110	12-7	7	at Phoenix	W108-89	30-30
16	Vancouver	W118-91	13-7	9	at Utah	L93-100	30-31
19	Sacramento	W116-98	14-7	10	Dallas	W97-91	31-31
20	at San Antonio	L87-100	14-8	12	New Jersey	W115-104	32-31
22	L.A. Lakers	L83-94	14-9	14	Sacramento	W89-86	33-31
25	at Utah	L103-107	14-10	17	Milwaukee	W96-91	34-31
27	Washington	W111-101	15-10	19	Boston	W105-96	35-31
29	Charlotte	L101-120	15-11	21	at Dallas	W103-95	36-31
Jan. 2	at Denver	W116-115 (OT)	16-11	24	at Milwaukee	L108-118	36-32
3	Portland	L95-97	16-12	25	at Indiana	W86-81	37-32
5	at Toronto	W120-96	17-12	27	at Orlando	L75-100	37-33
6	at Cleveland	L70-100	17-13	29	at Miami	L77-109	37-34
8	Indiana	L80-87	17-14	31	Phoenix	L86-97	37-35
10	Utah	L84-111	17-15	Apr. 2	Golden State	L94-104	37-36
13	Dallas	W100-87	18-15	3	at Atlanta	L87-107	37-37
16	Minnesota	L115-116 (OT)	18-16	5	Chicago	L94-109	37-38
18	at Chicago	L100-106	18-17	7	at Denver	W104-87	38-38
19	Seattle	L80-114	18-18	9	at Golden State	W93-89	39-38
21	at New Jersey	L112-117 (OT)	18-19	10	at Sacramento	W97-85	40-38
22	at Charlotte	L86-93	18-20	12	at Seattle	L95-103	40-39
24	San Antonio	W112-87	19-20	14	Denver	W94-88	41-39
26	at San Antonio	L90-115	19-21	17	at Minnesota	L95-102	41-40
27	L.A. Clippers	W115-109	20-21	19	Phoenix	L93-123	41-41

1998-99 Houston Rockets

(31-19, 3rd Midwest)

Final Statistics

Player	G-S	Min	FGM-A	Pct.	3PM-A	Pct.	FTM-A	Pct.	Rebounds		A	Avg.	PF-D	S	TO	B	TP	Avg.
									O-D-Tot	Avg.								
Hakeem Olajuwon	50-50	1784	373-725	.514	4-13	.308	195-272	.717	106-372-478	9.6	88	1.8	160-3	82	139	123	945	18.9
Charles Barkley	42-40	1526	240-502	.478	4-25	.160	192-267	.719	167-349-516	12.3	192	4.6	89-0	43	100	13	676	16.1
Scottie Pippen	50-50	2011	261-604	.432	72-212	.340	132-183	.721	63-260-323	6.5	293	5.9	118-0	98	159	37	726	14.5
Michael Dickerson	50-50	1558	215-462	.465	71-164	.433	46-72	.639	26-57-83	1.7	95	1.9	90-0	27	66	11	547	10.9
Sam Mack (TOT)	44-15	1083	167-384	.435	87-219	.397	51-58	.879	14-81-95	2.2	55	1.3	94-1	35	33	4	472	10.7
Sam Mack (HOU)	25-0	506	81-172	.471	45-111	.405	23-28	.821	7-35-42	1.7	32	1.3	41-0	15	13	3	230	9.2
Cuttino Mobley	49-37	1456	172-405	.425	53-148	.358	90-110	.818	22-89-111	2.3	121	2.5	98-0	44	79	23	487	9.9
Othella Harrington	41-10	903	156-304	.513	0-0	—	88-122	.721	72-174-246	6.0	15	0.4	103-0	6	61	25	400	9.8
Brent Price	40-6	806	100-207	.483	46-112	.411	46-61	.754	18-60-78	2.0	113	2.8	90-0	33	65	1	292	7.3
Eddie Johnson	3-0	18	6-13	.462	0-1	.000	0-0	—	0-2-2	0.7	1	0.3	3-0	0	2	0	12	4.0
Bryce Drew	34-0	441	47-129	.364	16-49	.327	8-8	1.000	3-29-32	0.9	52	1.5	61-2	12	31	4	118	3.5
Rodrick Rhodes	3-0	33	2-8	.250	0-0	—	5-6	.833	2-2-4	1.3	1	0.3	5-0	1	5	0	9	3.0
Matt Bullard	41-0	413	43-114	.377	24-62	.387	7-10	.700	9-33-42	1.0	18	0.4	28-0	13	14	4	117	2.9
Antoine Carr	18-0	152	21-52	.404	0-1	.000	5-7	.714	9-22-31	1.7	9	0.5	31-0	1	9	10	47	2.6
Anthony Miller	29-0	249	28-60	.467	0-1	.000	14-22	.636	26-41-67	2.3	7	0.2	34-0	7	9	5	70	2.4
Stanley Roberts	6-0	33	5-13	.385	0-0	—	4-8	.500	4-7-11	1.8	0	0.0	2-0	0	4	1	14	2.3
Matt Maloney	15-7	186	5-28	.179	1-15	.067	10-11	.909	2-8-10	0.7	21	1.4	7-0	4	14	0	21	1.4
ROCKETS	50	12075	1755-3798	.462	336-914	.368	865-1187	.729	536-1540-2076	41.5	1058	21.2	960-5	386	812	260	4711	94.2
OPPONENTS	50	12075	1793-4136	.434	230-645	.357	779-1062	.734	664-1391-2055	41.1	1034	20.7	1030-2	441	653	245	4595	91.9

Date	Opponent	Score	Record	Date	Opponent	Score	Record
Feb. 5	at L.A. Lakers	L91-99	0-1	22	Sacramento	W110-100	17-9
6	at Golden State	W86-84	1-1	24	at Dallas	W88-78	18-9
8	Denver	W99-80	2-1	25	Toronto	W113-104	19-9
10	Sacramento	W92-82	3-1	27	at Golden State	W87-86	20-9
11	at Dallas	W105-95	4-1	28	at Sacramento	W107-93	21-9
16	Phoenix	W109-92	5-1	30	at L.A. Clippers	W104-95	22-9
17	at Minnesota	L102-116	5-2	Apr. 1	at Utah	L87-88	22-10
18	at New Jersey	W93-92 (OT)	6-2	4	at Seattle	L84-101	22-11
20	at Miami	L71-81	6-3	6	Golden State	W111-74	23-11
21	at Orlando	L83-109	6-4	8	San Antonio	L83-92	23-12
23	Seattle	W98-86	7-4	11	at Utah	L76-85	23-13
25	Atlanta	L87-93	7-5	12	at Minnesota	W95-90	24-13
27	at Vancouver	W86-74	8-5	14	Vancouver	W102-85	25-13
28	at L.A. Lakers	L90-106	8-6	15	Portland	W86-76	26-13
Mar. 2	San Antonio	L82-99	8-7	18	at San Antonio	L83-86	26-14
4	L.A. Clippers	W96-77	9-7	19	Seattle	W120-113	27-14
6	at Vancouver	W107-92	10-7	21	Dallas	L95-109	27-15
7	at Portland	L71-111	10-8	23	at L.A. Clippers	L101-106 (OT)	27-16
9	Denver	W84-75	11-8	25	at Phoenix	L71-95	27-17
11	Vancouver	W102-91	12-8	26	L.A. Lakers	W102-80	28-17
13	Cleveland	W100-89	13-8	29	Dallas	L81-91	28-18
14	at Phoenix	L90-104	13-9	30	Utah	L78-91	28-19
16	Portland	W101-93	14-9	May 2	L.A. Clippers	W110-84	29-19
17	at Denver	W114-109	15-9	4	Minnesota	W100-83	30-19
20	Phoenix	W103-93 (OT)	16-9	5	at Denver	W95-88	31-19

1999-2000 Houston Rockets

(34-48, 6th Midwest)

Final Statistics

Player	G-S	Min	FGM-A	Pct.	3PM-A	Pct.	FTM-A	Pct.	Rebounds		Avg.	A	Avg.	PF-D	S	TO	B	TP	Avg.
									O-D-Tot										
Steve Francis	77-77	2776	497-1117	445	107-310	345	287-365	.786	152-257-409	5.3	507	6.6	231-2	118	306	29	1388	18.0	
Cuttino Mobley	81-8	2496	437-1016	430	104-292	356	299-353	.847	59-229-288	3.6	208	2.6	171-0	87	186	32	1277	15.8	
Charles Barkley	20-18	620	106-222	477	6-26	231	71-110	.645	71-138-209	10.5	63	3.2	48-0	14	44	4	289	14.5	
Shandon Anderson	82-82	2700	368-778	473	79-225	351	194-253	.767	91-293-384	4.7	239	2.9	182-0	96	194	32	1009	12.3	
Walt Williams	76-66	1859	312-681	458	102-261	391	101-123	.821	69-237-306	4.0	157	2.1	190-2	49	113	44	827	10.9	
Hakeem Olajuwon	44-28	1049	193-421	458	0-2	000	69-112	.616	65-209-274	6.2	61	1.4	88-0	41	73	70	455	10.3	
Kelvin Cato	65-32	1581	216-402	537	0-4	000	135-208	.649	102-287-389	6.0	26	0.4	175-1	33	71	124	567	8.7	
Kenny Thomas	72-29	1797	212-531	399	32-122	262	138-209	.660	147-290-437	6.1	113	1.6	167-0	54	112	22	594	8.3	
Carlos Rogers	53-15	1101	170-324	525	1-14	071	81-137	.591	98-177-275	5.2	42	0.8	77-0	14	63	34	422	8.0	
"Moochie" Norris	30-0	502	69-159	434	12-29	414	57-73	.781	16-52-68	2.3	94	3.1	32-0	23	30	1	207	6.9	
Matt Bullard	56-27	1024	139-340	409	79-177	446	25-30	.833	13-125-138	2.5	63	1.1	85-0	19	36	13	382	6.8	
Bryce Drew	72-5	1293	158-413	383	59-163	362	45-53	.849	23-80-103	1.4	162	2.3	79-0	41	66	1	420	5.8	
Tony Massenburg	10-0	109	16-36	444	0-0	—	14-16	.875	7-20-27	2.7	3	0.3	13-0	2	9	5	46	4.6	
Thomas Hamilton	22-7	273	35-79	443	0-0	—	12-23	.522	31-59-90	4.1	15	0.7	25-0	4	28	14	82	3.7	
Anthony Miller	35-14	476	52-97	536	0-0	—	26-51	.510	49-115-164	4.7	16	0.5	68-1	11	19	10	130	3.7	
Bill Curley	4-0	50	6-11	545	0-0	—	0-0	—	4-4-8	2.0	0	0.0	10-1	2	4	0	12	3.0	
Devin Gray	21-2	124	15-37	405	0-0	—	19-29	.655	11-14-25	1.2	5	0.2	22-0	5	4	3	49	2.3	
ROCKETS	82	19830	3001-6664	450	581-1625	358	1573-2145	.733	1008-2586-3594	43.8	1774	21.6	1663-7	613	1425	438	8156	99.5	
OPPONENTS	82	19830	3226-7074	456	350-990	354	1425-1829	.779	1027-2451-3478	42.4	1863	22.7	1833-17	735	1126	433	8227	100.3	

Date	Opponent	Score	Record	Date	Opponent	Score	Record
Nov. 2	Milwaukee	L93-98	0-1	27	Golden State	L110-115	16-26
4	at Utah	L82-98	0-2	28	at Denver	L98-104	16-27
5	San Antonio	L85-95	0-3	30	L.A. Lakers	W89-83	17-27
8	Orlando	L97-102	0-4	Feb. 1	Charlotte	W99-83	18-27
10	L.A. Lakers	L88-89	0-5	3	Philadelphia	W109-106	19-27
12	at L.A. Lakers	W97-81	1-5	4	at Minnesota	L85-102	19-28
13	at Golden State	W103-95	2-5	6	at Detroit	L105-109	19-29
15	Indiana	L87-96	2-6	8	Cleveland	W91-83	20-29
16	at Dallas	L95-114	2-7	9	at Atlanta	L100-116	20-30
18	Sacramento	L110-128	2-8	15	Detroit	W107-102	21-30
20	at Seattle	L107-110	2-9	18	at San Antonio	L92-116	21-31
21	at Sacramento	L105-110	2-10	20	San Antonio	L111-113 (OT)	21-32
23	Dallas	W119-99	3-10	22	at Charlotte	L97-102	21-33
26	at Portland	L88-91 (OT)	3-11	24	Denver	L97-106	21-34
29	at Vancouver	W118-110 (OT)	4-11	27	at L.A. Lakers	L85-101	21-35
Dec. 1	at Phoenix	L122-128 (2OT)	4-12	28	at L.A. Clippers	W96-77	22-35
2	at L.A. Clippers	W109-96	5-12	Mar. 2	Sacramento	W102-99	23-35
4	Phoenix	W105-95	6-12	4	New Jersey	W99-92 (OT)	24-35
6	Vancouver	W102-99	7-12	7	Phoenix	L101-108	24-36
8	at Philadelphia	L73-83	7-13	9	at Utah	L82-101	24-37
10	at Boston	L96-100	7-14	11	Minnesota	L86-100	24-38
11	at New Jersey	L94-106	7-15	14	at New York	L85-91	24-39
14	New York	L90-101	7-16	16	at Milwaukee	L96-106	24-40
15	at San Antonio	L77-83	7-17	17	at Indiana	L102-111	24-41
18	Boston	W100-94	8-17	19	at Toronto	L98-100	24-42
21	Portland	L79-89	8-18	20	at Cleveland	L85-98	24-43
23	Washington	W105-89	9-18	23	L.A. Clippers	W110-95	25-43
26	at Washington	L92-103	9-19	24	at Orlando	L96-112	25-44
28	Toronto	L99-100	9-20	26	Chicago	W123-78	26-44
30	L.A. Clippers	W122-100	10-20	28	Golden State	W121-86	27-44
Jan. 4	Seattle	L96-103	10-21	30	at Minnesota	L90-122	27-45
6	at Miami	L99-111	10-22	Apr. 1	Atlanta	W115-93	28-45
8	Utah	L87-103	10-23	4	at Vancouver	L100-102	28-46
11	at Sacramento	L93-110	10-24	5	at Portland	W118-105	29-46
13	at Golden State	W108-100	11-24	7	at Seattle	W119-116	30-46
15	at Chicago	W93-90	12-24	9	Utah	W99-90	31-46
17	at Dallas	W121-111	13-24	11	at Denver	W103-93	32-46
18	Portland	W90-89	14-24	13	Dallas	W111-102	33-46
20	Denver	W122-115	15-24	16	Seattle	L112-121	33-47
23	Miami	W101-88	16-24	18	at Phoenix	W107-98	34-47
25	Minnesota	L84-92	16-25	19	Vancouver	L92-96	34-48

2000-2001 Houston Rockets

(45-37, 5th Midwest)

Final Statistics

Player	G-S	Min	FGM-A	Pct.	3PM-A	Pct.	FTM-A	Pct.	Rebounds		Avg.	A	Avg.	PF-D	S	TO	B	TP	Avg.
									O-D-Tot										
Steve Francis	80-79	3194	550-1219	.451	133-336	.396	358-438	.817	190-363-553	6.9	517	6.5	274-7	141	265	31	1591	19.9	
Cuttino Mobley	79-49	3002	527-1214	.434	90-252	.357	394-474	.831	83-314-397	5.0	195	2.5	169-1	84	165	26	1538	19.5	
Maurice Taylor	69-69	1972	390-797	.489	0-4	.000	119-162	.735	109-269-378	5.5	104	1.5	208-3	28	125	38	899	13.0	
Hakeem Olajuwon	58-55	1545	283-568	.498	0-1	.000	123-198	.621	124-307-431	7.4	72	1.2	141-0	70	81	88	689	11.9	
Shandon Anderson	82-82	2396	263-590	.446	46-170	.271	138-188	.734	72-261-333	4.1	189	2.3	202-0	82	131	40	710	8.7	
Walt Williams	72-31	1583	202-513	.394	98-248	.395	97-126	.770	31-214-245	3.4	97	1.3	153-2	30	73	28	599	8.3	
Kenny Thomas	74-21	1820	206-465	.443	25-92	.272	91-126	.722	122-295-417	5.6	77	1.0	178-4	40	116	43	528	7.1	
"Moochie" Norris	82-6	1654	184-413	.446	25-89	.281	151-194	.778	44-154-198	2.4	283	3.5	84-0	69	107	2	544	6.6	
Matt Bullard	61-5	1000	129-305	.423	86-213	.404	10-14	.714	22-108-130	2.1	42	0.7	76-0	10	12	9	354	5.8	
Kelvin Cato	35-13	624	64-111	.577	0-0	—	37-57	.649	47-94-141	4.0	11	0.3	89-1	13	25	31	165	4.7	
Carlos Rogers	39-0	544	75-110	.682	0-1	.000	29-52	.558	48-91-139	3.6	9	0.2	33-0	10	17	18	179	4.6	
Jason Collier	23-0	222	27-71	.380	0-1	.000	17-24	.708	12-25-37	1.6	6	0.3	27-1	2	11	3	71	3.1	
Dan Langhi	33-0	241	37-99	.374	0-1	.000	16-29	.552	13-28-41	1.2	4	0.1	16-0	7	8	1	90	2.7	
Sean Colson (TOT)	13-0	44	6-24	.250	1-5	.200	2-4	.500	2-4-6	0.5	10	0.8	6-0	1	2	0	15	1.2	
Sean Colson (HOU)	10-0	30	6-19	.316	1-4	.250	2-4	.500	2-1-3	0.3	7	0.7	6-0	1	0	0	15	1.5	
Anthony Miller	1-0	3	0-0	—	0-0	—	0-0	—	0-0-0	0.0	0	0.0	1-0	0	0	0	0	0.0	
ROCKETS	82	19830	2943-6494	.453	504-1412	.357	1582-2086	.758	919-2524-3443	42.0	1613	19.7	1657-19	587	1204	358	7972	97.2	
OPPONENTS	82	19830	3020-6733	.449	359-1015	.354	1385-1862	.744	988-2420-3408	41.6	1735	21.2	1771-17	605	1092	400	7784	94.9	

Date	Opponent	Score	Record	Date	Opponent	Score	Record
Oct. 31	Minnesota	L98-106	0-1	24	Philadelphia	L84-85 (OT)	20-22
Nov. 2	Milwaukee	W115-93	1-1	26	Vancouver	W106-89	21-22
4	at L.A. Clippers	L74-77	1-2	27	at Charlotte	W110-97	22-22
5	at Phoenix	L99-104	1-3	30	Miami	L85-103	22-23
7	L.A. Lakers	W84-74	2-3	Feb. 1	L.A. Clippers	L84-101	22-24
9	Vancouver	W85-78	3-3	3	at San Antonio	L88-90	22-25
11	at Portland	L88-111	3-4	5	New York	W100-86	23-25
12	at L.A. Lakers	L99-105	3-5	7	at Philadelphia	W112-87	24-25
14	Chicago	W110-83	4-5	8	at Detroit	W103-90	25-25
16	Charlotte	W84-80	5-5	13	Washington	W99-89	26-25
18	Phoenix	W94-89	6-5	16	at Orlando	L93-108	26-26
21	at Indiana	W101-89	7-5	17	Cleveland	W92-80	27-26
22	at Boston	L81-96	7-6	20	Boston	W101-84	28-26
25	at Miami	W91-80	8-6	21	at Minnesota	W89-83	29-26
28	Sacramento	L81-88	8-7	23	Orlando	W105-95	30-26
30	at Denver	W109-105 (OT)	9-7	26	Portland	L89-95	30-27
Dec. 2	Portland	L85-96	9-8	28	at Chicago	W95-78	31-27
5	Dallas	W109-102	10-8	Mar. 1	at Milwaukee	W108-91	32-27
8	at Sacramento	L98-111	10-9	3	at Dallas	L95-100	32-28
9	at Seattle	W111-104	11-9	7	at Atlanta	W104-98	33-28
11	at Vancouver	W82-75	12-9	8	L.A. Clippers	W99-87	34-28
14	at Golden State	W98-95	13-9	10	Golden State	W86-81	35-28
16	Denver	L100-102	13-10	11	at Phoenix	L92-94	35-29
19	San Antonio	L79-86	13-11	13	Indiana	W127-118 (3OT)	36-29
21	L.A. Lakers	L94-99	13-12	15	New Jersey	W108-106	37-29
23	Golden State	L87-95	13-13	17	San Antonio	W103-99	38-29
26	at San Antonio	L95-103	13-14	20	at Sacramento	L109-125	38-30
27	Seattle	L92-107	13-15	22	at L.A. Clippers	L92-97	38-31
30	at Dallas	W114-99	14-15	24	at Seattle	L90-93	38-32
Jan. 1	at Minnesota	L96-106	14-16	27	Utah	W109-86	39-32
2	at Cleveland	W100-95	15-16	29	Phoenix	L85-90	39-33
4	Detroit	W107-97	16-16	31	at Washington	W96-86	40-33
6	Utah	L97-99	16-17	Apr. 1	at New Jersey	L98-101	40-34
9	at Toronto	W110-91	17-17	3	Dallas	L97-109	40-35
11	at New York	W76-75	18-17	5	Seattle	W91-88	41-35
13	Sacramento	L81-84	18-18	7	Atlanta	W110-97	42-35
15	at Utah	L104-116 (OT)	18-19	9	at Utah	L81-96	42-36
16	Toronto	W114-99	19-19	10	Denver	L99-100	42-37
18	at Golden State	W112-104	20-19	13	at Portland	W109-103	43-37
19	at L.A. Lakers	L101-114	20-20	14	at Vancouver	W100-95	44-37
23	at Denver	L100-105	20-21	17	Minnesota	W114-87	45-37

2001-2002 Houston Rockets

(28-54, 5th Midwest)

Final Statistics

Player	Rebounds																			
	G-S	Min	FGM-A	Pct.	3PM-A	Pct.	FTM-A	Pct.	O-D-Tot	Avg.	A	Avg.	PF-D	S	TO	B	TP	Avg.		
Cuttino Mobley	74-74	3116	595-1358	.438	149-377	.395	267-314	.850	63-237-300	4.1	187	2.5	189-3	109	180	37	1606	21.7		
Steve Francis	57-56	2343	420-1007	.417	68-210	.324	326-422	.773	102-299-401	7.0	362	6.4	172-2	71	221	25	1234	21.6		
Kenny Thomas	72-71	2484	396-829	.478	0-16	.000	223-336	.664	158-358-516	7.2	137	1.9	195-5	85	143	66	1015	14.1		
Walt Williams	48-25	1117	166-396	.419	78-183	.426	40-51	.784	37-125-162	3.4	69	1.4	106-0	18	53	10	450	9.4		
Eddie Griffin	73-24	1896	244-666	.366	90-273	.330	64-86	.744	117-299-416	5.7	53	0.7	117-1	17	47	134	642	8.8		
Glen Rice	20-20	606	65-167	.389	18-64	.281	24-30	.800	5-42-47	2.4	31	1.6	34-0	12	24	3	172	8.6		
"Moochie" Norris	82-26	2249	251-631	.398	36-134	.269	127-169	.751	73-173-246	3.0	403	4.9	130-0	81	156	4	665	8.1		
Kelvin Cato	75-73	1917	190-326	.583	0-1	.000	113-194	.582	176-349-525	7.0	29	0.4	208-5	40	53	95	493	6.6		
Kevin Willis	52-5	865	125-284	.440	0-1	.000	65-87	.747	105-194-299	5.8	14	0.3	98-0	25	41	23	315	6.1		
Oscar Torres	65-13	1075	135-341	.396	37-126	.294	82-105	.781	47-75-122	1.9	40	0.6	64-0	25	49	9	389	6.0		
Jason Collier	25-2	365	41-95	.432	0-1	.000	24-32	.750	31-51-82	3.3	9	0.4	40-0	6	13	4	106	4.2		
Terence Morris	68-12	1110	111-289	.384	15-78	.192	18-28	.643	77-134-211	3.1	64	0.9	72-1	21	45	27	255	3.8		
Dan Langhi	34-8	434	49-125	.392	1-4	.250	8-11	.727	22-45-67	2.0	14	0.4	25-0	8	9	5	107	3.1		
Tierre Brown	40-1	403	49-115	.426	4-12	.333	21-28	.750	12-30-42	1.1	70	1.8	26-0	19	40	3	123	3.1		
ROCKETS	82	19980	2837-6629	.428	496-1480	.335	1402-1893	.741	1025-2411-3436	41.9	1482	18.1	1476-17	537	1156	445	7572	92.3		
OPPONENTS	82	19980	3191-6875	.464	370-1028	.360	1221-1623	.752	1045-2507-3552	43.3	1838	22.4	1647-7	576	988	415	7973	97.2		

Date	Opponent	Score	Record	Date	Opponent	Score	Record
Oct. 30	Atlanta	W89-84 (OT)	1-0	22	Dallas	L107-113	13-29
Nov. 1	L.A. Clippers	W98-92 (OT)	2-0	24	New Jersey	L98-103	13-30
3	Minnesota	L88-90	2-1	26	at Charlotte	W111-104 (OT)	14-30
4	at Phoenix	W103-100	3-1	29	Golden State	W100-96 (OT)	15-30
6	Denver	W99-93	4-1	31	at Dallas	L91-95	15-31
8	Philadelphia	W77-72	5-1	Feb. 1	Charlotte	L72-73	15-32
9	at Denver	L81-108	5-2	4	Utah	W104-97	16-32
13	at San Antonio	L86-90	5-3	6	at Cleveland	L109-111	16-33
15	L.A. Lakers	L97-98 (OT)	5-4	12	Memphis	W85-78	17-33
17	Dallas	W124-87	6-4	16	Orlando	L100-109	17-34
19	at Sacramento	L77-113	6-5	18	at Washington	W102-89	18-34
20	at Portland	W94-87	7-5	20	at Milwaukee	L76-115	18-35
23	at Seattle	L81-99	7-6	21	Minnesota	W89-83	19-35
25	at L.A. Clippers	L83-90	7-7	23	Boston	W99-89	20-35
27	Sacramento	L84-89	7-8	26	L.A. Clippers	L84-94	20-36
30	at Memphis	L85-102	7-9	Mar. 2	at Phoenix	W104-97	21-36
Dec. 1	San Antonio	L75-85	7-10	3	at L.A. Lakers	L79-95	21-37
3	at New York	L86-89	7-11	5	Toronto	W112-109	22-37
4	at Chicago	L75-103	7-12	7	at San Antonio	L97-99	22-38
6	Washington	L82-85	7-13	8	Golden State	L95-108	22-39
8	at Minnesota	L97-107	7-14	10	Utah	W95-92	23-39
9	at Detroit	L77-105	7-15	12	Seattle	W101-98	24-39
11	Cleveland	L102-107	7-16	13	at Minnesota	W96-95	25-39
13	at Indiana	L106-108 (OT)	7-17	16	Chicago	L112-114 (2OT)	25-40
15	Miami	L73-76	7-18	18	at L.A. Clippers	L86-93	25-41
18	Portland	L92-101	7-19	19	at Sacramento	L87-110	25-42
20	L.A. Lakers	L101-107	7-20	22	at Seattle	L82-112	25-43
22	Milwaukee	W115-110	8-20	24	at Golden State	W116-104	26-43
26	Phoenix	L91-97	8-21	26	at Utah	L105-109	26-44
28	at Golden State	W100-93	9-21	28	Sacramento	L74-101	26-45
30	at L.A. Lakers	L90-114	9-22	30	Phoenix	L88-90	26-46
Jan. 3	Detroit	W99-97	10-22	Apr. 2	Seattle	W100-98	27-46
5	Indiana	L79-81	10-23	4	San Antonio	L78-102	27-47
8	New York	W88-86	11-23	5	at Memphis	L81-99	27-48
10	at Utah	L79-83	11-24	8	at Orlando	L74-83	27-49
12	Denver	W98-86	12-24	9	at Miami	L117-120 (OT)	27-50
15	at Philadelphia	L106-112 (OT)	12-25	11	at Dallas	W98-95 (OT)	28-50
16	at Toronto	L103-109	12-26	12	Portland	L79-80	28-51
18	at Boston	W104-101	13-26	14	Memphis	L95-98	28-52
19	at New Jersey	L90-99	13-27	16	at Denver	L70-101	28-53
21	at Atlanta	L91-95	13-28	17	at Portland	L79-92	28-54

2002-2003 Houston Rockets

(43-39, 5th Midwest)

Final Statistics

Player	G-S	Min	FGM-A	Pct.	3PM-A	Pct.	FTM-A	Pct.	Rebounds		Avg.	A	Avg.	PF-D	S	TO	B	TP	Avg.
									O-D-Tot										
Steve Francis	81-81	3318	571-1312	.435	85-240	.354	476-595	.800	159-340-499	6.2	502	6.2	251-2	141	299	41	1703	21.0	
Cuttino Mobley	73-73	3044	463-1067	.434	112-318	.352	242-282	.858	70-233-303	4.2	208	2.8	185-0	95	166	36	1280	17.5	
Yao Ming	82-72	2382	401-805	.498	1-2	.500	301-371	.811	196-479-675	8.2	137	1.7	230-1	31	173	147	1104	13.5	
James Posey (TOT)	83-71	2518	309-752	.411	70-229	.306	205-246	.833	90-336-426	5.1	184	2.2	197-1	106	144	15	893	10.8	
James Posey (HOU)	58-47	1646	188-428	.439	46-141	.326	119-144	.826	52-229-281	4.8	106	1.8	134-0	77	78	9	541	9.3	
Kenny Thomas	20-14	586	82-190	.432	0-0	—	33-45	.733	45-92-137	6.9	39	2.0	49-0	16	40	6	197	9.9	
Glen Rice	62-26	1532	196-457	.429	101-254	.398	63-83	.759	28-126-154	2.5	65	1.0	99-0	23	55	5	556	9.0	
Eddie Griffin	77-66	1890	271-678	.400	64-192	.333	58-94	.617	138-323-461	6.0	86	1.1	136-1	52	76	111	664	8.6	
Maurice Taylor	67-9	1377	231-535	.432	0-2	.000	100-138	.725	95-143-238	3.6	66	1.0	151-0	22	100	22	562	8.4	
Kelvin Cato	73-5	1247	133-256	.520	0-4	.000	66-124	.532	132-296-428	5.9	20	0.3	176-0	38	56	85	332	4.5	
"Moochie" Norris	82-3	1375	134-330	.406	11-45	.244	78-114	.684	37-122-159	1.9	196	2.4	72-0	55	86	4	357	4.4	
Terence Morris	49-0	632	82-176	.466	7-32	.219	11-14	.786	40-88-128	2.6	25	0.5	35-0	8	29	17	182	3.7	
Jason Collier	13-3	104	17-36	.472	0-0	—	2-2	1.000	12-17-29	2.2	1	0.1	10-0	2	2	1	36	2.8	
Juaquin Hawkins	58-10	685	57-148	.385	10-24	.417	10-20	.500	16-62-78	1.3	47	0.8	57-0	29	29	6	134	2.3	
Bostjan Nachbar	14-1	77	11-31	.355	2-10	.200	5-10	.500	3-8-11	0.8	3	0.2	13-0	2	6	2	29	2.1	
Tito Maddox	9-0	35	3-12	.250	0-3	.000	5-8	.625	1-6-7	0.8	5	0.2	4-0	3	3	1	11	1.2	
ROCKETS	82	19930	2840-6461	.440	439-1267	.346	1569-2044	.768	1024-2564-3588	43.8	1506	18.4	1602-4	594	1276	493	7688	93.8	
OPPONENTS	82	19930	2891-6681	.433	386-1113	.347	1399-1805	.775	979-2353-3332	40.6	1683	20.5	1794-14	663	1082	381	7567	92.3	

Date	Opponent	Score	Record	Date	Opponent	Score	Record
Oct. 30	at Indiana	L82-91	0-1	26	at Chicago	L98-100	23-19
Nov. 1	at Denver	W83-74	1-1	27	at Memphis	W100-95	24-19
2	Toronto	W88-76	2-1	29	Dallas	L81-104	24-20
5	Seattle	L97-104	2-2	31	Minnesota	W121-101	25-20
9	Golden State	W111-104	3-2	Feb. 2	Sacramento	W105-89	26-20
12	Portland	W86-83	4-2	4	at Minnesota	L89-103	26-21
15	at Phoenix	L87-88	4-3	5	at Cleveland	L102-105	26-22
17	at L.A. Lakers	W93-89	5-3	11	Utah	L101-103 (OT)	26-23
19	Cleveland	W97-80	6-3	12	at Utah	W106-76	27-23
21	at Dallas	L90-103	6-4	14	Miami	L82-94	27-24
22	Washington	W93-86	7-4	18	at L.A. Lakers	L99-106 (2OT)	27-25
24	at L.A. Clippers	L89-90	7-5	19	at Phoenix	W107-89	28-25
26	at Portland	L71-77	7-6	21	Dallas	L85-100	28-26
27	at Golden State	W91-84	8-6	22	Memphis	W93-82	29-26
29	at Seattle	W83-72	9-6	24	at Boston	W101-95 (OT)	30-26
Dec. 1	at Sacramento	L84-103	9-7	25	at New York	L95-102	30-27
3	San Antonio	W89-75	10-7	27	at Washington	L98-100 (OT)	30-28
6	at New Orleans	L96-98 (OT)	10-8	Mar. 2	San Antonio	L88-97	30-29
7	Philadelphia	W97-72	11-8	4	at Detroit	L83-96	30-30
10	Sacramento	W103-96	12-8	5	at Toronto	W97-95	31-30
13	at Memphis	L109-114 (OT)	12-9	8	New Jersey	W83-71	32-30
14	L.A. Clippers	L83-94	12-10	12	L.A. Clippers	W118-114 (OT)	33-30
16	at Miami	W105-100 (OT)	13-10	14	Chicago	W121-91	34-30
18	Indiana	W95-83	14-10	16	Phoenix	W85-75	35-30
20	Atlanta	W101-82	15-10	18	at Seattle	L94-100	35-31
21	at Minnesota	L86-98	15-11	19	at Portland	L83-94	35-32
23	Utah	L91-96	15-12	21	at Golden State	W117-107	36-32
27	New York	L83-99	15-13	23	at Sacramento	L108-109	36-33
29	New Orleans	W97-85	16-13	24	at L.A. Clippers	W108-90	37-33
31	Milwaukee	W103-80	17-13	26	L.A. Lakers	L93-96	37-34
Jan. 4	Golden State	L84-86	17-14	27	at San Antonio	L85-98	37-35
7	Minnesota	W94-86	18-14	29	Denver	W102-89	38-35
8	at Orlando	W91-81	19-14	31	at New Jersey	L86-110	38-36
10	at Atlanta	L75-84	19-15	Apr. 2	at Milwaukee	L99-106	38-37
11	Denver	W87-85	20-15	4	at Philadelphia	W88-79	39-37
13	Boston	W101-92	21-15	6	Orlando	W114-93	40-37
15	Phoenix	W102-96	22-15	8	Portland	L66-81	40-38
17	L.A. Lakers	W108-104 (OT)	23-15	9	at Utah	L73-94	40-39
20	at San Antonio	L82-87	23-16	12	Seattle	W101-86	41-39
21	at Dallas	L86-107	23-17	15	Memphis	W97-86	42-39
24	Detroit	L74-98	23-18	16	at Denver	W89-84	43-39

2003-2004 Houston Rockets

(45-37, 5th Midwest)

Final Statistics

Player	G-S	Min	FGM-A	Pct.	3PM-A	Pct.	FTM-A	Pct.	Rebounds		Avg.	A	Avg.	PF-D	S	TO	B	TP	Avg.
									O-D-Tot										
Yao Ming	82-82	2692	535-1025	522	0-2	0.00	361-446	.809	197-538-735	9.0	122	1.5	273-4	22	204	156	1431	17.5	
Steve Francis	79-79	3194	450-1117	403	73-250	.292	337-435	.775	116-317-433	5.5	493	6.2	257-3	139	294	35	1310	16.6	
Cuttino Mobley	80-80	3229	460-1081	426	164-420	.390	176-217	.811	40-322-362	4.5	258	3.2	179-0	107	180	33	1260	15.8	
Jim Jackson	80-80	3119	382-900	424	162-405	.400	107-127	.843	52-435-487	6.1	226	2.8	227-1	86	175	23	1033	12.9	
Maurice Taylor	75-10	2081	367-765	480	0-2	0.00	128-174	.736	131-253-384	5.1	107	1.4	253-5	43	149	47	862	11.5	
Kelvin Cato	69-67	1743	161-360	447	0-0	—	96-142	.676	153-319-472	6.8	72	1.0	203-0	52	84	96	418	6.1	
C. Weatherspoon (TOT)	52-1	868	104-211	493	0-1	.000	53-72	.736	74-130-204	3.9	30	0.6	75-0	30	35	15	261	5.0	
C. Weatherspoon (HOU)	37-0	652	86-171	503	0-1	.000	35-53	.660	60-94-154	4.2	17	0.5	56-0	22	26	13	207	5.6	
Eric Piatkowski	49-0	703	72-191	377	43-122	.352	14-16	.875	10-63-73	1.5	26	0.5	42-0	16	29	5	201	4.1	
Scott Padgett	58-5	547	74-167	443	28-65	.431	24-32	.750	46-93-139	2.4	23	0.4	73-0	12	22	13	200	3.4	
Torraye Braggs	11-0	132	13-28	464	0-0	—	8-12	.667	15-19-34	3.1	6	0.5	21-0	4	12	2	34	3.1	
Bostjan Nachbar	45-3	516	47-132	356	23-63	.365	21-29	.724	8-62-70	1.6	30	0.7	72-1	14	23	14	138	3.1	
"Moochie" Norris	30-0	401	27-87	310	8-23	.348	18-24	.750	2-28-30	1.0	48	1.6	16-0	16	30	2	80	2.7	
Mark Jackson	42-3	577	34-100	340	7-41	.171	28-39	.718	10-60-70	1.7	119	2.8	41-0	17	53	1	103	2.5	
Mike Wilks	26-0	145	17-36	472	6-10	.600	10-12	.833	3-13-16	0.6	17	0.7	15-0	3	7	0	50	1.9	
Alton Ford	9-0	41	6-11	545	0-0	—	3-6	.500	3-8-11	1.2	3	0.3	9-0	0	3	1	15	1.7	
Charles Oakley	7-0	25	2-6	333	0-0	—	5-6	.833	0-5-5	0.7	2	0.3	8-0	0	1	0	9	1.3	
Adrian Griffin	19-1	133	5-18	278	1-2	.500	0-4	.000	1-18-19	1.0	10	0.5	17-0	7	3	2	11	0.6	
ROCKETS	82	19930	2738-6195	442	515-1406	.366	1371-1774	.773	847-2647-3494	42.6	1579	19.3	1762-14	560	1373	443	7362	89.8	
OPPONENTS	82	19930	2636-6405	412	457-1227	.372	1491-2024	.737	907-2351-3258	39.7	1689	20.6	1695-16	710	1103	359	7220	88.0	

Date	Opponent	Score	Record	Date	Opponent	Score	Record
Oct. 30	Denver	W102-85	1-0	23	at Indiana	W78-74	25-17
Nov. 1	Memphis	L71-79	1-1	25	at Orlando	W99-87	26-17
3	at Chicago	W98-66	2-1	26	at Miami	L81-95	26-18
4	at New Jersey	W86-75	3-1	28	Sacramento	L94-99	26-19
8	Orlando	W96-86	4-1	31	New Jersey	L77-88	26-20
11	Miami	W90-70	5-1	Feb. 2	at Phoenix	L79-99	26-21
13	at Dallas	L86-97	5-2	4	Milwaukee	W103-89	27-21
14	Phoenix	W90-85	6-2	6	Chicago	W82-80	28-21
16	at Toronto	L97-101 (2OT)	6-3	7	at Atlanta	W86-77	29-21
17	at Philadelphia	W74-66	7-3	9	San Antonio	L82-85	29-22
19	Golden State	W85-83	8-3	11	L.A. Lakers	W102-87	30-22
21	at Portland	L78-85	8-4	17	Washington	W107-81	31-22
24	at L.A. Clippers	W105-90	9-4	21	at Dallas	L88-97	31-23
26	at Utah	L76-83	9-5	22	Atlanta	W123-121 (3OT)	32-23
28	at Sacramento	L74-103	9-6	24	at San Antonio	L77-86	32-24
29	at Seattle	L88-95	9-7	25	Cleveland	W90-84	33-24
Dec. 3	Utah	W107-101 (OT)	10-7	27	Portland	W89-85	34-24
5	at New Orleans	W83-74	11-7	29	Seattle	L80-97	34-25
6	Detroit	W86-80	12-7	Mar. 3	L.A. Lakers	L93-96	34-26
9	Portland	W93-91	13-7	5	at Minnesota	W112-109	35-26
11	San Antonio	L67-71	13-8	7	Dallas	W101-98	36-26
13	at San Antonio	L73-86	13-9	9	L.A. Clippers	W90-85	37-26
16	at Minnesota	L75-92	13-10	11	New Orleans	W97-86	38-26
17	at Cleveland	W89-85	14-10	13	Memphis	W88-80	39-26
19	L.A. Clippers	W99-85	15-10	15	Phoenix	L97-99 (OT)	39-27
20	at Phoenix	L87-102	15-11	19	at Golden State	L84-90	39-28
23	Indiana	L71-79	15-12	21	at Sacramento	L95-100	39-29
25	at L.A. Lakers	W99-87	16-12	22	at Portland	W93-85 (OT)	40-29
26	at Denver	L94-95	16-13	24	Toronto	W90-89 (OT)	41-29
29	Seattle	L86-87	16-14	26	at Memphis	L86-109	41-30
31	Philadelphia	W80-72	17-14	28	at Milwaukee	W111-107 (OT)	42-30
Jan. 3	Utah	W84-63	18-14	29	Minnesota	L88-94	42-31
5	Golden State	W83-65	19-14	Apr. 1	at L.A. Lakers	L85-93	42-32
7	at Detroit	L66-85	19-15	2	at Denver	L100-110	42-33
8	at New York	W111-79	20-15	4	Sacramento	L94-99	42-34
11	Boston	L93-97	20-16	6	at Golden State	L90-97	42-35
13	at Washington	W93-80	21-16	7	at L.A. Clippers	W102-79	43-35
14	at Boston	W95-80	22-16	9	Denver	W106-103	44-35
17	Minnesota	W95-76	23-16	10	at Utah	L69-82	44-36
19	at Memphis	L83-88	23-17	12	at Seattle	W111-107	45-36
21	New York	W86-71	24-17	14	Dallas	L89-92	45-37

2004-2005 Houston Rockets

(51-31, 3rd Southwest)

Final Statistics

Player	G-S	Min	FGM-A	Pct.	3PM-A	Pct.	FTM-A	Pct.	Rebounds		Avg.	A	Avg.	PF-D	S	TO	B	TP	Avg.
									O-D-Tot										
Tracy McGrady	78-78	3182	715-1660	.431	142-435	.326	431-557	.774	71-413-484	6.2	448	5.7	167-0	135	201	52	2003	25.7	18.3
Yao Ming	80-80	2447	538-975	.552	0-0	—	389-497	.783	208-461-669	8.4	61	0.8	298-8	34	196	160	1465	18.3	15.3
Jim Jackson	24-24	990	118-283	.417	54-147	.367	30-33	.909	10-105-115	4.8	86	3.6	67-1	23	56	1	320	13.3	11.3
David Wesley (TOT)	80-79	2774	334-848	.398	118-315	.375	162-189	.857	38-190-228	2.9	265	3.3	215-2	96	113	9	948	11.9	10.9
David Wesley (HOU)	54-53	1840	201-498	.404	90-235	.383	95-113	.841	26-117-143	2.6	156	2.9	150-2	61	59	8	587	10.9	10.9
Mike James (TOT)	74-5	1859	331-751	.441	100-259	.386	109-145	.752	35-173-208	2.8	263	3.6	174-2	65	106	6	871	11.8	11.8
Mike James (HOU)	27-5	692	126-291	.433	42-107	.393	42-55	.764	12-74-86	3.2	78	2.9	60-0	25	26	2	336	12.4	12.4
Bob Sura	61-59	1922	215-504	.427	55-155	.355	141-188	.750	79-258-337	5.5	317	5.2	168-2	65	147	7	626	10.3	10.3
Juwan Howard	61-47	1624	244-541	.451	0-1	.000	97-115	.843	126-220-346	5.7	94	1.5	143-0	32	79	5	585	9.6	9.6
Maurice Taylor	38-16	905	127-292	.435	3-8	.375	39-60	.650	41-123-164	4.3	53	1.4	123-3	16	63	12	296	7.8	7.8
Jon Barry (TOT)	69-2	1505	161-368	.438	71-165	.430	62-71	.873	26-133-159	2.3	167	2.4	95-0	60	67	9	455	6.6	6.6
Jon Barry (HOU)	53-2	1230	130-291	.447	60-133	.451	52-58	.897	22-116-138	2.6	139	2.6	67-0	46	53	7	372	7.0	7.0
Tyronn Lue	21-3	479	48-122	.393	15-45	.333	14-18	.778	0-40-40	1.9	58	2.8	48-0	8	24	0	125	6.0	6.0
Charlie Ward	14-13	360	24-77	.312	16-51	.314	11-13	.846	6-33-39	2.8	43	3.1	22-0	15	18	0	75	5.4	5.4
Scott Padgett	66-0	942	98-233	.421	50-126	.397	29-40	.725	47-138-185	2.8	55	0.8	119-0	33	30	10	275	4.2	4.2
Dikembe Mutombo	80-2	1212	108-217	.498	0-0	—	106-143	.741	150-276-426	5.3	10	0.1	135-1	16	51	101	322	4.0	4.0
Clarence Weatherspoon	40-18	525	47-114	.412	0-0	—	29-35	.829	35-87-122	3.1	17	0.4	74-1	9	15	6	123	3.1	3.1
Bostjan Nachbar	16-2	204	15-43	.349	10-21	.476	9-12	.750	4-26-30	1.9	9	0.6	30-0	1	5	0	49	3.1	3.1
Reece Gaines	10-0	108	10-27	.370	3-12	.250	3-4	.750	0-11-11	1.1	3	0.3	12-0	3	4	0	26	2.6	2.6
"Moochie" Norris (TOT)	38-0	360	35-109	.321	0-12	.000	20-24	.833	10-36-46	1.2	39	1.0	44-0	18	27	2	90	2.4	2.4
"Moochie" Norris (HOU)	6-0	39	3-16	.188	0-0	—	2-2	1.000	1-3-4	0.7	5	0.8	2-0	1	2	0	8	1.3	1.3
Andre Barrett	27-0	314	20-69	.290	9-37	.243	7-10	.700	5-14-19	0.7	42	1.6	35-0	14	16	0	56	2.1	2.1
Rod Strickland	16-2	196	9-43	.209	1-2	.500	9-10	.900	3-24-27	1.7	39	2.4	15-0	3	16	2	28	1.8	1.8
Ryan Bowen	66-6	604	47-111	.423	3-6	.500	14-21	.667	21-55-76	1.2	18	0.3	61-0	23	7	5	111	1.7	1.7
Vin Baker (TOT)	27-0	204	13-42	.310	0-1	.000	9-17	.529	17-22-39	1.4	10	0.4	38-0	2	17	4	35	1.3	1.3
Vin Baker (HOU)	3-0	13	0-4	.000	0-0	—	2-2	1.000	0-2-2	0.7	1	0.3	7-0	0	2	0	2	0.7	0.7
Torraye Braggs	7-0	24	3-7	.429	0-0	—	0-0	—	7-5-12	1.7	0	0.0	4-0	0	2	0	6	0.9	0.9
Brandin Knight	1-0	3	0-1	.000	0-0	—	0-0	—	0-0-0	0.0	1	1.0	0-0	0	0	0	0	0.0	0.0
ROCKETS	82	19855	2846-6419	.443	553-1521	.364	1551-1986	.781	874-2601-3475	42.4	1733	21.1	1807-18	563	1135	378	7796	95.1	95.1
OPPONENTS	82	19855	2720-6423	.423	454-1343	.338	1571-2116	.742	892-2444-3336	40.7	1696	20.7	1773-16	607	1087	335	7465	91.0	91.0

Date	Opponent	Score	Record	Date	Opponent	Score	Record
Nov. 2	at Detroit	L79-87	0-1	24	Orlando	W89-78	23-19
3	at Toronto	L88-95	0-2	26	at New Orleans	W82-77	24-19
5	at Memphis	W89-81	1-2	28	Sacramento	L111-117 (OT)	24-20
6	Sacramento	W104-101 (OT)	2-2	30	at Miami	L95-104	24-21
9	Memphis	W90-87	3-2	31	at Boston	W97-94	25-21
11	Minnesota	L91-96	3-3	Feb. 2	at Philadelphia	W118-95	26-21
13	L.A. Lakers	L79-84	3-4	4	at Minnesota	W119-113 (OT)	27-21
15	at New Jersey	W80-69	4-4	6	L.A. Lakers	W103-102	28-21
16	at Atlanta	L84-88	4-5	9	Chicago	W105-92	29-21
18	New York	L92-93	4-6	11	at Indiana	W91-83	30-21
20	at L.A. Clippers	W91-86 (OT)	5-6	13	Portland	W81-80	31-21
21	at Portland	W97-93	6-6	15	Washington	W123-93	32-21
23	at Sacramento	L96-102	6-7	22	Seattle	L85-87	32-22
26	at Utah	L80-90	6-8	23	at San Antonio	L81-99	32-23
27	Denver	L76-82	6-9	27	Utah	L92-99	32-24
30	Detroit	L72-93	6-10	Mar. 1	at Chicago	W119-89	33-24
Dec. 2	at Dallas	L106-113 (OT)	6-11	2	at Washington	L98-101	33-25
4	Philadelphia	W77-76	7-11	6	Dallas	W90-69	34-25
7	New Orleans	W89-81	8-11	8	at Seattle	W97-95	35-25
9	San Antonio	W81-80	9-11	11	at Phoenix	W127-107	36-25
11	Dallas	L78-102	9-12	13	at Sacramento	W111-96	37-25
15	Atlanta	W92-69	10-12	14	at Golden State	W97-94	38-25
17	Golden State	W100-83	11-12	16	Portland	W108-77	39-25
18	at Charlotte	L100-101 (OT)	11-13	18	Boston	L92-103	39-26
20	Toronto	W114-102	12-13	20	at Minnesota	L86-94	39-27
22	Charlotte	L87-90	12-14	22	Miami	W84-82	40-27
26	L.A. Clippers	W96-79	13-14	24	Cleveland	W99-80	41-27
28	at Milwaukee	L87-115	13-15	25	at New Orleans	W81-68	42-27
29	at Cleveland	W98-87	14-15	27	at San Antonio	L70-83	42-28
31	Milwaukee	W105-90	15-15	28	at Utah	W99-85	43-28
Jan. 2	Utah	W99-80	16-15	30	at Portland	W100-84	44-28
5	Phoenix	L98-108	16-16	Apr. 1	New Orleans	L73-76	44-29
7	at L.A. Lakers	L104-111	16-17	3	Phoenix	L78-91	44-30
9	at Denver	W116-98	17-17	5	at Golden State	L117-122	44-31
12	at Dallas	W124-114	18-17	7	at L.A. Lakers	W114-100	45-31
13	New Jersey	W94-85 (OT)	19-17	9	at Phoenix	W98-97	46-31
15	San Antonio	W73-67	20-17	11	at Seattle	W90-78	47-31
17	at Memphis	L80-99	20-18	13	Memphis	W100-92	48-31
18	Indiana	L74-87	20-19	16	Denver	W115-87	49-31
20	at Orlando	W108-99	21-19	18	L.A. Clippers	W115-90	50-31
21	at New York	W92-91	22-19	20	Seattle	W106-78	51-31

2005-2006 Houston Rockets

(34-48, 5th Southwest)

Final Statistics

Player	G-S	Min	FGM-A	Pct.	3PM-A	Pct.	FTM-A	Pct.	Rebounds		Avg.	A	Avg.	PF-D	S	TO	B	TP	Avg.
									O-D-Tot										
Tracy McGrady	47-47	1745	410-1011	406	73-234	312	254-340	.747	46-261-307	6.5	225	4.8	88-0	59	120	41	1147	24.4	
Yao Ming	57-57	1949	467-900	519	0-1	0.000	337-395	.853	148-433-581	10.2	85	1.5	195-4	30	147	94	1271	22.3	
Rafer Alston	63-63	2431	280-738	379	102-312	327	99-143	.692	36-219-255	4.0	425	6.7	194-3	101	157	15	761	12.1	
Juwan Howard	80-80	2537	394-859	459	0-4	0.000	154-191	.806	168-367-535	6.7	112	1.4	235-2	49	133	8	942	11.8	
Derek Anderson	20-8	582	68-173	393	19-67	284	61-73	.836	12-71-83	4.2	53	2.7	49-0	15	37	4	216	10.8	
David Wesley	71-59	2372	226-561	403	99-271	365	151-187	.807	24-154-178	2.5	204	2.9	212-3	59	120	6	702	9.9	
Stromile Swift	66-5	1344	225-458	491	0-2	0.000	136-209	.651	103-188-291	4.4	25	0.4	198-3	38	91	50	586	8.9	
Luther Head	80-27	2310	254-630	403	113-313	361	86-123	.699	33-233-266	3.3	215	2.7	169-2	89	119	9	707	8.8	
Keith Bogans (TOT)	72-31	1912	215-544	395	65-200	325	127-186	.683	55-200-255	3.5	128	1.8	167-1	71	90	9	622	8.6	
Keith Bogans (HOU)	33-22	1064	101-256	395	32-102	314	47-81	.580	26-123-149	4.5	83	2.5	89-1	32	49	6	281	8.5	
Gerald Fitch (TOT)	18-1	239	30-89	337	7-26	269	17-23	.739	7-23-30	1.7	33	1.8	28-0	7	15	5	84	4.7	
Jon Barry	20-0	342	25-65	385	12-32	375	24-29	.828	1-30-31	1.6	26	1.3	25-0	13	22	1	86	4.3	
Chuck Hayes	40-0	535	59-105	562	0-1	0.000	29-45	.644	67-112-179	4.5	14	0.3	76-2	26	12	14	147	3.7	
Lonny Baxter	23-0	281	33-72	458	0-0	—	16-19	.842	38-46-84	3.7	2	0.1	48-1	9	13	7	82	3.6	
Richie Frahm (TOT)	33-0	342	39-100	390	23-70	329	7-10	.700	3-30-33	1.0	21	0.6	30-0	4	8	2	108	3.3	
Richie Frahm (HOU)	8-0	117	15-35	429	8-22	364	4-5	.800	0-10-10	1.3	6	0.8	8-0	1	4	0	42	5.3	
Stephen Graham	6-0	38	6-16	375	1-5	200	4-4	1.000	1-6-7	1.2	3	0.5	5-0	2	5	0	17	2.8	
Dikembe Mutombo	64-23	955	50-95	526	0-0	—	69-91	.758	100-206-306	4.8	4	0.1	128-0	17	35	57	169	2.6	
John Lucas III	13-0	107	14-36	389	2-9	222	0-0	—	2-3-5	0.4	12	0.9	6-0	5	7	0	30	2.3	
"Moochie" Norris	29-0	241	26-65	400	0-5	0.000	13-17	.765	9-25-34	1.2	29	1.0	31-0	14	16	1	65	2.2	
Rick Brunson (TOT)	27-0	247	21-54	389	5-13	385	7-12	.583	1-21-22	0.8	35	1.3	22-0	8	22	1	54	2.0	
Rick Brunson (HOU)	23-0	215	16-46	348	5-12	417	7-12	.583	1-19-20	0.9	33	1.4	21-0	8	19	1	44	1.9	
Ryan Bowen	68-19	652	37-124	298	3-22	136	11-14	.786	31-57-88	1.3	24	0.4	85-0	21	13	6	88	1.3	
Maciej Lampe (TOT)	6-0	28	2-11	182	0-0	—	0-2	.000	4-5-9	1.5	2	0.3	2-0	0	3	0	4	0.7	
Maciej Lampe (HOU)	4-0	12	2-7	286	0-0	—	0-2	.000	3-2-5	1.3	0	0.0	0-0	0	2	0	4	1.0	
Josh Davis	1-0	0	0-0	—	0-0	—	0-0	—	0-0-0	0.0	0	0.0	1-0	0	0	0	0	0.0	
ROCKETS	82	19830	2708-6252	433	469-1414	332	1502-1980	.759	849-2565-3414	41.6	1580	19.3	1863-21	588	1193	320	7387	90.1	
OPPONENTS	82	19830	2708-6310	429	541-1465	369	1560-2135	.731	874-2477-3351	40.9	1647	20.1	1716-14	582	1094	373	7517	91.7	

Date	Opponent	Score	Record	Date	Opponent	Score	Record
Nov. 2	Sacramento	W98-89	1-0	27	Minnesota	L92-96	15-27
5	N.O./Okla. City	L84-91	1-1	29	Miami	L95-101	15-28
8	Orlando	L74-76	1-2	30	at Memphis	L77-86	15-29
10	at Miami	L84-88	1-3	Feb. 1	Milwaukee	W86-84	16-29
12	at New Jersey	W99-91	2-3	3	Seattle	W100-77	17-29
13	at Boston	L82-102	2-4	5	at New York	W93-89	18-29
15	at Minnesota	W94-89	3-4	6	at Philadelphia	W87-81	19-29
17	at San Antonio	L80-86	3-5	8	L.A. Lakers	L78-89	19-30
18	Detroit	L70-78	3-6	11	Utah	W102-88	20-30
20	at Indiana	L74-85	3-7	12	New York	W90-83	21-30
22	at Dallas	L93-102	3-8	14	at L.A. Clippers	W128-97	22-30
23	Phoenix	L88-100	3-9	16	at Phoenix	L75-109	22-31
25	at Memphis	L81-86	3-10	22	L.A. Clippers	W106-102	23-31
26	Chicago	L89-94	3-11	24	Golden State	W91-88	24-31
29	Atlanta	W100-85	4-11	26	at Orlando	W89-84	25-31
Dec. 3	Memphis	L75-90	4-12	27	Phoenix	L94-111	25-32
6	Boston	W91-73	5-12	Mar. 1	Philadelphia	L101-106	25-33
8	at Sacramento	W106-95	6-12	3	Denver	W89-78	26-33
11	at Portland	W100-86	7-12	5	Portland	W102-84	27-33
14	at Golden State	W111-105 (OT)	8-12	7	at Minnesota	W93-87	28-33
15	at Seattle	W104-98	9-12	8	Indiana	W103-99	29-33
17	at L.A. Clippers	L81-89	9-13	12	at San Antonio	L81-88	29-34
18	at L.A. Lakers	W76-74	10-13	13	New Jersey	W77-90	29-35
21	Toronto	L81-94	10-14	15	Dallas	L81-95	29-36
23	at Denver	L86-108	10-15	18	San Antonio	W77-92	29-37
27	Utah	L74-82	10-16	20	L.A. Clippers	L91-99	29-38
28	at N.O./Okla. City (Okla. City)	L90-92	10-17	21	at Dallas	L72-88	29-39
31	Golden State	L89-94	10-18	23	at N.O./Okla. City (Okla. City)	W93-92	30-39
Jan. 3	at Washington	W123-111	11-18	26	Cleveland	L102-104 (OT)	30-40
5	at Cleveland	W90-81	12-18	29	Seattle	W115-87	31-40
6	at Toronto	L92-112	12-19	31	Washington	W105-103	32-40
8	Denver	L90-92	12-20	Apr. 2	at L.A. Lakers	L88-104	32-41
10	at Charlotte	L106-111 (2OT)	12-21	4	at Seattle	L87-104	32-42
11	Sacramento	L80-88	12-22	5	at Portland	L75-76	32-43
14	N.O./Okla. City	L80-86	12-23	7	at Golden State	W100-93	33-43
16	at Atlanta	L83-94	12-24	9	at Sacramento	L77-86	33-44
18	Dallas	L76-103	12-25	10	at Utah	L83-85	33-45
20	at Chicago	W109-108 (2OT)	13-25	12	Minnesota	L79-82	33-46
22	at Detroit	L97-99	13-26	15	Memphis	L81-93	33-47
23	at Milwaukee	W97-80	14-26	17	at Denver	W86-83	34-47
25	Charlotte	W102-78	15-26	19	San Antonio	L87-89	34-48

2006-2007 Houston Rockets

(52-30, 3rd Southwest)

Final Statistics

Player	G-S	Min	FGM-A	Pct.	3PM-A	Pct.	FTM-A	Pct.	Rebounds		A	Avg.	PF-D	S	TO	B	TP	Avg.
									O-D-Tot	Avg.								
Yao Ming	48-48	1624	423-819	.516	0-2	.000	356-413	.862	101-351-452	9.4	94	2.0	159-0	17	167	94	1202	25.0
Tracy McGrady	71-71	2539	638-1480	.431	126-381	.331	345-488	.707	56-322-378	5.3	458	6.5	136-0	92	213	36	1747	24.6
Rafer Alston	82-82	3040	383-1020	.375	192-529	.363	130-177	.734	29-253-282	3.4	444	5.4	195-3	129	170	10	1088	13.3
Luther Head	80-10	2211	306-700	.437	177-401	.441	83-105	.790	31-221-252	3.2	194	2.4	133-1	76	137	5	872	10.9
Shane Battier	82-82	2988	292-654	.446	157-373	.421	88-113	.779	67-271-338	4.1	175	2.1	190-1	79	72	60	829	10.1
Juwan Howard	80-38	2123	309-665	.465	0-0	—	155-188	.824	138-332-470	5.9	131	1.6	205-1	29	112	8	773	9.7
Bonzi Wells	28-1	590	85-207	.411	1-7	.143	46-82	.561	26-94-120	4.3	31	1.1	62-0	24	57	13	217	7.8
Chuck Hayes	78-43	1714	192-335	.573	0-0	—	55-89	.618	204-317-521	6.7	47	0.6	281-9	70	64	18	439	5.6
Kirk Snyder	39-1	563	66-146	.452	11-44	.250	49-75	.653	17-66-83	2.1	39	1.0	51-0	11	26	12	192	4.9
John Lucas III	47-0	383	62-156	.397	15-59	.254	15-19	.789	9-27-36	0.8	33	0.7	38-0	17	15	0	154	3.3
Dikembe Mutombo	75-33	1289	85-153	.556	0-0	—	60-87	.690	164-324-488	6.5	13	0.2	156-0	22	38	76	230	3.1
Vassilis Spanoulis	31-0	272	23-72	.319	5-29	.172	34-42	.810	5-17-22	0.7	28	0.9	33-1	7	29	1	85	2.7
Jake Tsakalidis (TOT)	36-7	390	29-72	.403	0-0	—	26-39	.667	42-62-104	2.9	5	0.1	51-0	8	24	12	84	2.3
Jake Tsakalidis (HOU)	13-0	132	9-22	.409	0-0	—	12-15	.800	18-22-40	3.1	3	0.2	17-0	1	3	1	30	2.3
Scott Padgett	24-0	198	15-49	.306	8-29	.276	6-11	.545	11-34-45	1.9	8	0.3	33-0	4	8	3	44	1.8
Steve Novak	35-1	191	18-50	.360	13-39	.333	2-2	1.000	4-22-26	0.7	6	0.2	21-0	5	4	0	51	1.5
ROCKETS	82	19855	2906-6528	.445	705-1893	.372	1436-1906	.753	880-2673-3553	43.3	1704	20.8	1710-16	583	1162	337	7953	97.0
OPPONENTS	82	19855	2793-6503	.429	472-1346	.351	1497-2000	.749	800-2548-3348	40.8	1588	19.4	1631-13	571	1163	353	7555	92.1

Date	Opponent	Score	Record	Date	Opponent	Score	Record
Nov. 1	at Utah	L97-107	0-1	24	at San Antonio	W90-85	26-16
4	Dallas	W107-76	1-1	26	Portland	W99-69	27-16
5	at N.O./Okla. City	L90-96	1-2	29	Philadelphia	W105-84	28-16
7	at Memphis	W86-80	2-2	31	Seattle	W112-102	29-16
8	at Milwaukee	W97-93	3-2	Feb. 3	N.O./Okla. City	L74-87	29-17
10	New York	W103-94	4-2	5	Minnesota	W105-77	30-17
12	at Miami	W94-72	5-2	6	at Memphis	W98-90	31-17
14	San Antonio	L84-92	5-3	9	at Dallas	L74-95	31-18
16	Chicago	W101-100	6-3	10	Charlotte	W104-83	32-18
18	at Detroit	L92-104	6-4	13	Sacramento	W109-104 (OT)	33-18
20	at New York	W97-90	7-4	15	Dallas	L77-80	33-19
22	Washington	W86-82	8-4	21	Miami	W112-102	34-19
25	Memphis	W85-76	9-4	23	at Atlanta	L99-105	34-20
28	Minnesota	W82-75	10-4	25	at Orlando	W97-93	35-20
29	at Phoenix	L91-102	10-5	26	Boston	L72-77	35-21
Dec. 2	Cleveland	W81-63	11-5	28	Toronto	L90-106	35-22
5	Golden State	W118-90	12-5	Mar. 2	at Denver	W108-97	36-22
6	at Minnesota	L84-90	12-6	3	San Antonio	L74-97	36-23
8	at Charlotte	W92-62	13-6	5	at Cleveland	L85-91	36-24
9	at Washington	W114-109	14-6	7	at Boston	W111-80	37-24
12	L.A. Lakers	L94-102	14-7	9	New Jersey	W112-91	38-24
14	at Golden State	L107-109	14-8	11	Orlando	W103-92	39-24
15	at L.A. Lakers	L101-112 (2OT)	14-9	12	at Phoenix	L82-103	39-25
17	at L.A. Clippers	W108-103	15-9	14	L.A. Clippers	W109-105	40-25
20	at Portland	L87-89	15-10	16	at Toronto	W114-100	41-25
22	at San Antonio	W97-78	16-10	18	at Philadelphia	W124-74	42-25
23	L.A. Clippers	L93-98	16-11	20	Indiana	W86-76	43-25
26	at Indiana	L76-81	16-12	22	Detroit	W91-85	44-25
27	at New Jersey	W96-71	17-12	25	at N.O./Okla. City (Okla. City)	L94-106	44-26
29	Atlanta	W94-68	18-12	26	Milwaukee	W106-87	45-26
31	Memphis	W111-109	19-12	28	at L.A. Clippers	W92-87	46-26
Jan. 3	Seattle	W103-96	20-12	30	at L.A. Lakers	W107-104 (OT)	47-26
5	Utah	W100-86	21-12	Apr. 1	Utah	L83-86	47-27
7	at Minnesota	L99-103 (OT)	21-13	4	Golden State	L99-110	47-28
8	at Chicago	W84-77	22-13	6	Portland	L78-85	47-29
10	L.A. Lakers	W102-77	23-13	8	at Sacramento	W112-106	48-29
12	at Denver	W90-86	24-13	9	at Seattle	W95-90	49-29
13	at Sacramento	W115-111 (OT)	25-13	11	at Portland	W99-95	50-29
16	at Dallas	L96-109	25-14	14	N.O./Okla. City	W123-112	51-29
17	Phoenix	L91-100	25-15	16	Phoenix	W120-117	52-29
20	Denver	L113-121 (OT)	25-16	18	at Utah	L91-101	52-30

2007-2008 Houston Rockets

(55-27, 3rd Southwest)

Final Statistics

Player	G-S	Min	FGM-A	Pct.	3PM-A	Pct.	FTM-A	Pct.	Rebounds		Avg.	A	Avg.	PF-D	S	TO	B	TP	Avg.
									O-D-Tot										
Yao Ming	55-55	2044	432-852	507	0-2	0.00	345-406	850	172-422	594	10.8	129	2.3	171-2	25	183	111	1209	22.0
Tracy McGrady	66-62	2440	548-1307	419	86-295	292	245-358	684	42-297-339	5.1	387	5.9	91-0	68	160	30	1427	21.6	
Rafer Alston	74-74	2526	364-924	394	143-407	351	98-137	715	28-232-260	3.5	392	5.3	139-0	98	160	18	969	13.1	
Luis Scola	82-39	2024	345-670	515	0-3	0.00	157-235	668	174-351-525	6.4	106	1.3	235-2	60	105	19	847	10.3	
Shane Battier	80-78	2907	265-619	428	139-369	377	75-101	743	131-276-407	5.1	155	1.9	196-2	77	78	90	744	9.3	
Bonzi Wells	51-7	1124	175-412	425	8-38	211	111-174	638	63-197-260	5.1	80	1.6	113-0	51	76	24	469	9.2	
Carl Landry	42-0	711	135-219	616	0-1	0.00	72-109	661	96-111-207	4.9	21	0.5	98-2	17	26	7	342	8.1	
Bobby Jackson (TOT)	72-5	1389	204-506	403	81-226	358	64-81	790	33-148-181	2.5	139	1.9	96-0	45	59	5	553	7.7	
Bobby Jackson (HOU)	26-5	498	88-210	419	28-82	341	24-32	750	10-61-71	2.7	63	2.4	37-0	13	28	2	228	8.8	
Luther Head	73-17	1379	206-477	432	79-225	351	66-81	815	18-117-135	1.8	138	1.9	75-0	44	70	9	557	7.6	
Mike James	33-1	537	79-226	350	24-74	324	33-42	786	11-41-52	1.6	54	1.6	44-0	17	29	2	215	6.5	
Steve Francis	10-3	199	19-57	333	4-17	235	13-23	565	8-15-23	2.3	30	3.0	25-1	9	14	5	55	5.5	
Aaron Brooks	51-0	608	93-225	413	36-109	330	42-49	857	13-43-56	1.1	87	17	69-0	13	44	5	264	5.2	
Gerald Green (TOT)	30-0	361	52-151	344	15-39	385	34-41	829	13-51-64	2.1	29	1.0	45-0	8	32	4	153	5.1	
Gerald Green (HOU)	1-0	4	3-3	1000	0-0	—	0-0	—	2-0-2	2.0	0	0.0	2-0	0	0	0	6	6.0	
Steve Novak	35-0	264	49-102	480	34-71	479	3-4	750	4-31-35	1.0	6	0.2	17-0	2	4	3	135	3.9	
Kirk Snyder	9-0	81	13-28	464	2-9	222	6-11	545	5-7-12	1.3	8	0.9	6-0	1	4	1	34	3.8	
Mike Harris	17-0	159	27-54	500	0-2	000	8-13	615	24-30-54	3.2	3	0.2	16-0	6	9	3	62	3.6	
Dikembe Mutombo	39-25	619	43-80	538	0-0	—	32-45	711	68-131-199	5.1	5	0.1	55-0	11	17	48	118	3.0	
Chuck Hayes	79-44	1575	113-221	511	0-3	0.00	11-24	458	132-295-427	5.4	91	1.2	212-2	85	62	43	237	3.0	
Justin Williams (TOT)	23-0	123	13-29	448	0-0	—	8-26	308	20-29-49	2.1	0	0.0	17-0	5	4	5	34	1.5	
Justin Williams (HOU)	1-0	6	1-3	333	0-0	—	1-4	250	1-0-1	1.0	0	0.0	3-0	0	1	0	3	3.0	
Bobby Jones	4-0	9	2-4	500	0-0	—	0-0	—	0-1-1	0.3	0	0.0	3-0	1	1	0	4	1.0	
Loren Woods	7-0	17	3-5	600	0-0	—	0-0	—	0-1-1	0.1	2	0.3	2-0	0	0	0	6	0.9	
ROCKETS	82	19730	3003-6698	448	583-1707	342	1342-1848	726	1002-2659-3661	44.6	1757	21.4	1609-11	598	1125	420	7931	96.7	
OPPONENTS	82	19730	2852-6594	433	433-1186	365	1410-1912	737	894-2441-3335	40.7	1548	18.9	1615-17	622	1094	379	7547	92.0	

Date	Opponent	Score	Record	Date	Opponent	Score	Record
Oct. 30	at L.A. Lakers	W95-93	1-0	23	at Seattle	W109-107	23-19
Nov. 1	at Utah	W106-95	2-0	25	at Portland	W89-79	24-19
3	Portland	W89-80	3-0	27	Utah	L89-97	24-20
5	at Dallas	L98-107	3-1	29	Golden State	W111-107	25-20
6	San Antonio	W89-81	4-1	Feb. 1	at Indiana	W106-103	26-20
9	Milwaukee	W104-88	5-1	2	at Milwaukee	W91-83	27-20
11	at Charlotte	W85-82	6-1	4	at Minnesota	W92-86	28-20
13	at Memphis	L99-105	6-2	7	Cleveland	W92-77	29-20
14	L.A. Lakers	L90-93	6-3	9	Atlanta	W108-89	30-20
16	at San Antonio	L84-90	6-4	11	Portland	W95-83	31-20
17	Phoenix	L105-115	6-5	13	Sacramento	W89-87	32-20
21	Dallas	L94-100	6-6	19	at Cleveland	W93-85	33-20
23	at Miami	L91-98	6-7	21	Miami	W112-100	34-20
24	Denver	W109-81	7-7	22	at New Orleans	W100-80	35-20
26	at L.A. Clippers	W88-71	8-7	24	Chicago	W110-97	36-20
28	at Phoenix	W100-94	9-7	26	Washington	W94-69	37-20
29	at Golden State	L94-113	9-8	29	Memphis	W116-95	38-20
Dec. 1	at Sacramento	L99-107	9-9	Mar. 2	Denver	W103-89	39-20
5	Memphis	W105-92	10-9	5	Indiana	W117-99	40-20
7	at New Jersey	W96-89	11-9	6	at Dallas	W113-98	41-20
9	at Toronto	L80-93	11-10	8	New Orleans	W106-96	42-20
10	at Philadelphia	L88-100	11-11	10	New Jersey	W91-73	43-20
12	Detroit	W80-77	12-11	12	at Atlanta	W83-75	44-20
15	Dallas	L83-96	12-12	14	Charlotte	W89-80	45-20
19	Orlando	L92-97	12-13	16	L.A. Lakers	W104-92	46-20
20	at Denver	L111-112 (2OT)	12-14	18	Boston	L74-94	46-21
22	at Chicago	W116-98	13-14	19	at New Orleans	L69-90	46-22
23	at Detroit	L82-94	13-15	21	at Golden State	W109-106	47-22
28	at Memphis	W103-83	14-15	22	at Phoenix	L113-122	47-23
29	Toronto	W91-79	15-15	24	Sacramento	W108-100	48-23
31	Golden State	L95-112	15-16	26	Minnesota	W97-86	49-23
Jan. 2	at Boston	L93-97	15-17	30	at San Antonio	L88-109	49-24
4	at Orlando	W96-94	16-17	Apr. 1	at Sacramento	L98-99	49-25
5	New York	W103-91	17-17	3	at Portland	W95-86	50-25
8	at Washington	W92-84	18-17	4	at Seattle	W79-66	51-25
9	at New York	W101-92	19-17	6	at L.A. Clippers	W105-79	52-25
11	Minnesota	W113-82	20-17	9	Seattle	W103-80	53-25
13	New Orleans	L82-87	20-18	11	Phoenix	W101-90	54-25
15	Philadelphia	L107-111	20-19	13	at Denver	L94-111	54-26
19	San Antonio	W83-81	21-19	14	at Utah	L96-105	54-27
21	Seattle	W96-89	22-19	16	L.A. Clippers	W93-75	55-27

2008-2009 Houston Rockets

(53-29, 2nd Southwest)

Final Statistics

Player	G-S	Min	FGM-A	Pct.	3PM-A	Pct.	FTM-A	Pct.	Rebounds		Avg.	A	Avg.	PF-D	S	TO	B	TP	Avg.
									O-D-Tot										
Yao Ming	77-77	2589	566-1032	.548	1-1	1.000	381-440	.866	204-557-761	9.9	137	1.8	257-2	30	234	150	1514	19.7	
Ron Artest	69-65	2452	416-1037	.401	153-383	.399	196-262	.748	65-294-359	5.2	229	3.3	155-2	105	140	24	1181	17.1	
Tracy McGrady	35-35	1181	188-485	.388	44-117	.376	125-156	.801	20-134-154	4.4	175	5.0	38-0	42	69	15	545	15.6	
Luis Scola	82-82	2488	424-799	.531	0-3	.000	196-258	.760	200-520-720	8.8	123	1.5	261-2	68	123	11	1044	12.7	
Rafer Alston	48-48	1591	193-522	.370	80-230	.348	86-109	.789	25-119-144	3.0	258	5.4	72-0	57	88	7	552	11.5	
Aaron Brooks	80-35	1998	316-783	.404	113-309	.366	149-172	.866	33-124-157	2.0	238	3.0	152-1	46	125	8	894	11.2	
Von Wafer	63-11	1225	229-512	.447	64-164	.390	88-117	.752	19-94-113	1.8	71	1.1	71-0	40	59	8	610	9.7	
Carl Landry	69-0	1467	240-418	.574	1-3	.333	157-193	.813	124-219-343	5.0	39	0.6	166-0	26	68	31	638	9.2	
Kyle Lowry (TOT)	77-21	1679	189-434	.435	25-98	.255	181-226	.801	26-163-189	2.5	275	3.6	146-1	69	117	17	584	7.6	
Kyle Lowry (HOU)	28-0	608	77-162	.475	8-29	.276	52-65	.800	13-65-78	2.8	97	3.5	57-0	21	38	9	214	7.6	
Shane Battier	60-59	2031	145-354	.410	91-237	.384	55-67	.821	52-233-285	4.8	137	2.3	114-0	48	49	54	436	7.3	
Luther Head	22-4	322	39-101	.386	14-38	.368	14-16	.875	3-24-27	1.2	35	1.6	15-0	6	16	1	106	4.8	
Brent Barry	56-1	857	70-172	.407	49-131	.374	19-20	.950	17-77-94	1.7	78	1.4	45-0	24	48	3	208	3.7	
Brian Cook (TOT)	30-0	171	28-76	.368	13-30	.433	5-6	.833	7-25-32	1.1	5	0.2	26-0	3	13	3	74	2.5	
Brian Cook (HOU)	9-0	25	5-16	.313	2-5	.400	0-0	—	1-4-5	0.6	1	0.1	3-0	0	2	3	12	1.3	
Dikembe Mutombo	9-2	96	5-13	.385	0-0	—	6-9	.667	12-21-33	3.7	0	0.0	11-0	0	6	11	16	1.8	
James White	4-0	11	3-5	.600	1-2	.500	0-0	—	0-0-0	0.0	1	0.3	2-0	1	3	1	7	1.8	
Chuck Hayes	71-1	858	42-113	.372	0-4	.000	7-19	.368	74-176-250	3.5	42	0.6	134-2	34	25	19	91	1.3	
Joey Dorsey	3-0	6	1-2	.500	0-0	—	0-0	—	0-1-1	0.3	1	0.3	0-0	0	0	0	2	0.7	
ROCKETS	82	19805	2959-6526	.453	621-1656	.375	1531-1903	.805	862-2662-3524	43.0	1662	20.3	1553-9	548	1158	355	8070	98.4	
OPPONENTS	82	19805	2991-6735	.444	464-1298	.357	1296-1730	.749	873-2399-3272	39.9	1620	19.8	1689-13	588	1012	435	7742	94.4	

Date	Opponent	Score	Record	Date	Opponent	Score	Record
Oct. 29	Memphis	W82-71	1-0	19	Denver	W115-113	26-16
30	at Dallas	W112-102	2-0	21	Utah	W108-99	27-16
Nov. 1	Oklahoma City	W89-77	3-0	23	at Indiana	L102-107	27-17
4	Boston	L99-103	3-1	25	at Detroit	W108-105	28-17
6	at Portland	L99-101 (OT)	3-2	26	at New York	L98-104	28-18
7	at L.A. Clippers	W92-83	4-2	28	Philadelphia	L93-95	28-19
9	at L.A. Lakers	L82-111	4-3	31	Golden State	W110-93	29-19
12	at Phoenix	W94-82	5-3	Feb. 3	Chicago	W107-100	30-19
14	at San Antonio	L75-77	5-4	4	at Memphis	L93-104	30-20
15	New Orleans	W91-82	6-4	7	Minnesota	W107-90	31-20
17	at Oklahoma City	W100-89	7-4	9	at Milwaukee	L112-124	31-21
19	Dallas	L86-96	7-5	11	Sacramento	W94-82	32-21
21	at Washington	W103-91	8-5	17	New Jersey	W114-88	33-21
22	at Orlando	W100-95	9-5	20	Dallas	W93-86	34-21
24	at Miami	W107-98	10-5	22	Charlotte	W99-78	35-21
26	Indiana	L90-91	10-6	24	Portland	W98-94	36-21
29	San Antonio	W103-84	11-6	26	Cleveland	W93-74	37-21
30	at Denver	L94-104	11-7	28	at Chicago	L102-105	37-22
Dec. 3	L.A. Clippers	W103-96	12-7	Mar. 1	at Minnesota	W105-94	38-22
5	Golden State	W131-112	13-7	3	Toronto	W107-97	39-22
8	at Memphis	L97-109	13-8	4	at Utah	L94-101	39-23
9	Atlanta	W92-84	14-8	6	Phoenix	W116-112	40-23
12	at Golden State	W119-108	15-8	8	Memphis	W93-83	41-23
13	at L.A. Clippers	L82-95	15-9	9	at Denver	W97-95	42-23
16	Denver	W108-96	16-9	11	L.A. Lakers	L96-102	42-24
19	Sacramento	W107-96	17-9	13	at Charlotte	W91-86	43-24
20	at Minnesota	W109-102	18-9	14	San Antonio	L85-88	43-25
22	at New Jersey	W114-91	19-9	16	at New Orleans	W95-84	44-25
23	at Cleveland	L90-99	19-10	18	Detroit	W106-101 (2OT)	45-25
26	at New Orleans	L79-88	19-11	20	Minnesota	W107-88	46-25
27	Utah	W120-115 (2OT)	20-11	22	at San Antonio	W87-85	47-25
29	Washington	L87-89	20-12	24	at Utah	L86-99	47-26
31	Milwaukee	W85-81	21-12	28	L.A. Clippers	W110-93	48-26
Jan. 2	at Toronto	L73-94	21-13	Apr. 1	at Phoenix	L109-114	48-27
3	at Atlanta	L100-103	21-14	3	at L.A. Lakers	L81-93	48-28
6	at Philadelphia	L96-104	21-15	5	Portland	W102-88	49-28
7	at Boston	W89-85	22-15	7	Orlando	W93-83	50-28
9	at Oklahoma City	W98-96	23-15	9	at Sacramento	W115-98	51-28
10	New York	W96-76	24-15	10	at Golden State	W113-109	52-28
13	L.A. Lakers	L100-105	24-16	13	New Orleans	W86-66	53-28
17	Miami	W93-86	25-16	15	at Dallas	L84-95	53-29

2009-2010 Houston Rockets

(42-40, 3rd Southwest)

Final Statistics

Player	G-S	Min	FGM-A	Pct.	3PM-A	Pct.	FTM-A	Pct.	Rebounds		Avg.	A	Avg.	PF-D	S	TO	B	TP	Avg.
									O-D-Tot										
Kevin Martin (TOT)	46-43	1633	289-693	417	70-210	333	298-340	876	29-135-164	3.6	111	2.4	96-0	46	92	6	946	20.6	
Kevin Martin (HOU)	24-22	859	154-354	435	31-100	310	171-185	924	9-61-70	2.9	54	2.3	45-0	23	57	2	510	21.3	
Aaron Brooks	82-82	2919	575-1331	432	209-525	398	245-298	822	54-161-215	2.6	434	5.3	199-1	69	232	14	1604	19.6	
Luis Scola	82-82	2671	560-1090	514	1-5	200	208-267	779	175-530-705	8.6	169	2.1	246-2	63	163	26	1329	16.2	
Kyle Landry	52-1	1415	302-552	547	0-0	—	235-280	839	122-164-286	5.5	40	0.8	146-1	28	86	46	839	16.1	
Trevor Ariza	72-71	2629	394-999	394	136-407	334	148-228	649	78-235-403	5.6	276	3.8	162-0	126	161	40	1072	14.9	
Chase Budinger	68-0	1651	184-464	397	37-136	272	215-260	827	91-156-247	3.6	305	4.5	173-0	60	116	9	620	9.1	
Shane Battier	74-4	1488	249-565	441	92-249	369	67-87	770	38-182-220	3.0	88	1.2	85-0	34	48	11	657	8.9	
David Andersen	67-62	2168	178-447	398	101-279	362	77-106	726	74-238-312	4.7	164	2.4	139-0	53	64	76	534	8.0	
Jared Jeffries (TOT)	63-0	891	147-340	432	27-78	346	46-67	687	54-154-208	3.3	44	0.7	119-0	15	37	12	367	5.8	
Jared Jeffries (HOU)	70-37	1794	138-314	439	21-71	296	75-120	625	130-158-288	4.1	101	1.4	203-2	62	76	71	372	5.3	
Jordan Hill (TOT)	18-0	332	36-84	429	1-9	111	15-27	556	31-34-65	3.6	18	1.0	46-0	9	14	13	88	4.9	
Jordan Hill (HOU)	47-0	624	99-201	493	0-2	000	46-68	676	76-99-175	3.7	20	0.4	92-0	14	30	21	244	5.2	
Garrett Temple	23-0	372	58-109	532	0-0	—	31-47	660	44-70-114	5.0	13	0.6	55-0	4	18	12	147	5.0	
Chuck Hayes	9-0	118	13-29	448	3-12	250	16-24	667	2-12-14	1.6	7	0.8	16-0	4	14	4	45	6.4	
Jermaine Taylor	82-82	1773	161-329	489	0-0	—	36-66	545	151-314-465	5.7	139	1.7	219-3	73	74	43	358	4.4	
Tracy McGrady	31-4	303	45-119	378	5-22	227	33-46	717	21-25-46	1.5	16	0.5	15-0	10	19	3	128	4.1	
Mike Harris (TOT)	6-0	46	7-19	368	1-2	500	4-6	667	0-5-5	0.8	6	1.0	2-0	0	1	2	19	3.2	
Mike Harris (HOU)	13-0	96	11-30	367	0-1	000	7-11	636	10-14-24	1.8	3	0.2	14-0	5	9	1	29	2.2	
Hilton Armstrong (TOT)	8-0	82	10-27	370	0-1	000	5-9	556	9-11-20	2.5	3	0.4	10-0	4	9	1	25	3.1	
Hilton Armstrong (HOU)	3-0	335	28-79	354	0-1	000	15-32	469	27-54-81	2.5	21	0.6	59-1	15	22	12	71	2.2	
Brian Cook	9-0	40	5-17	294	0-1	000	0-2	000	5-1-6	0.7	3	0.3	10-0	5	5	0	10	1.1	
Pops Mensah-Bonsu	7-0	54	5-11	455	0-0	—	1-2	500	11-14-25	3.6	2	0.3	12-0	2	4	1	11	1.6	
Will Conroy	15-0	44	7-23	304	2-9	222	5-7	714	1-8-9	0.6	1	0.1	5-0	0	6	2	21	1.4	
ROCKETS	4-0	13	1-4	250	0-0	—	3-6	500	1-3-4	1.0	1	0.3	3-0	1	0	4	0	5	1.3
OPPONENTS	5-0	36	3-10	300	0-3	000	0-2	000	0-3-3	0.6	7	1.4	5-0	0	4	0	6	1.2	
	82	19905	3094-6923	447	646-1638	351	1561-2022	772	971-2471-3442	42.0	1790	21.8	1712-7	583	1188	318	8395	102.4	
	82	19905	3236-6810	475	489-1344	364	1464-1917	764	875-2632-3507	42.8	1716	20.9	1840-21	597	1207	532	8425	102.7	

Date	Opponent	Score	Record	Date	Opponent	Score	Record
Oct. 27	at Portland	L87-96	0-1	22	at San Antonio	W116-109	24-18
28	at Golden State	W108-107	1-1	23	Chicago	L97-104	24-19
31	Portland	W111-107	2-1	25	Atlanta	L95-102	24-20
Nov. 2	at Utah	W113-96	3-1	27	Denver	L92-97	24-21
4	L.A. Lakers	L102-103 (OT)	3-2	29	Portland	W104-100	25-21
6	Oklahoma City	W105-94	4-2	31	Phoenix	L111-115 (OT)	25-22
10	at Dallas	L103-121	4-3	Feb. 2	Golden State	W119-97	26-22
11	Memphis	W104-79	5-3	5	at Memphis	W101-83	27-22
13	at Sacramento	L100-109	5-4	6	Philadelphia	L95-102	27-23
15	at L.A. Lakers	W101-91	6-4	9	at Miami	L66-99	27-24
17	Phoenix	L105-111	6-5	16	Utah	L95-104	27-25
18	at Minnesota	W97-84	7-5	17	at Milwaukee	W127-99	28-25
20	at Atlanta	L103-105	7-6	20	Indiana	L115-125	28-26
21	Sacramento	W113-106	8-6	21	at New Orleans	L94-102	28-27
25	Dallas	L99-130	8-7	24	Orlando	L92-110	28-28
27	San Antonio	L84-92	8-8	26	San Antonio	W109-104	29-28
29	at Oklahoma City	W100-91	9-8	27	at Utah	L110-133	29-29
Dec. 2	at L.A. Clippers	W102-85	10-8	Mar. 1	Toronto	W116-92	30-29
3	at Golden State	W111-109	11-8	3	Sacramento	L81-84	30-30
5	at Portland	L89-90	11-9	6	at Minnesota	W112-98	31-30
9	Cleveland	W95-85	12-9	7	at Detroit	L107-110 (OT)	31-31
11	at Philadelphia	W96-91	13-9	9	at Washington	W96-88	32-31
13	at Toronto	L88-101	13-10	13	New Jersey	W116-108	33-31
15	Detroit	W107-96	14-10	15	Denver	W125-123	34-31
16	at Denver	L101-111	14-11	17	Memphis	W107-94	35-31
18	at Dallas	W116-108 (OT)	15-11	19	Boston	L87-94	35-32
19	Oklahoma City	W95-90	16-11	21	at New York	W116-112	36-32
22	L.A. Clippers	W108-99	17-11	22	at Chicago	L88-98	36-33
23	at Orlando	L87-102	17-12	24	at Oklahoma City	L104-122	36-34
26	at New Jersey	W98-93	18-12	25	L.A. Clippers	L93-99	36-35
27	at Cleveland	L83-108	18-13	27	L.A. Lakers	L101-109	36-36
29	New Orleans	W108-100	19-13	30	Washington	W98-94	37-36
31	Dallas	W97-94	20-13	31	at San Antonio	L102-119	37-37
Jan. 2	at New Orleans	L95-99	20-14	Apr. 2	at Boston	W119-114 (OT)	38-37
5	at L.A. Lakers	L79-88	20-15	4	at Indiana	L102-133	38-38
6	at Phoenix	L110-118	20-16	6	at Memphis	W113-103	39-38
9	New York	W105-96	21-16	7	Utah	W113-96	40-38
12	at Charlotte	L94-102	21-17	9	Charlotte	W97-90	41-38
13	Minnesota	W120-114 (3OT)	22-17	11	at Phoenix	L106-116	41-39
15	Miami	L106-115	22-18	12	at Sacramento	W117-107	42-39
18	Milwaukee	W101-98 (OT)	23-18	14	New Orleans	L115-123	42-40

2010-2011 Houston Rockets

(43-39, 5th Southwest)

Final Statistics

Player	G-S	Min	FGM-A	Pct.	3PM-A	Pct.	FTM-A	Pct.	Rebounds	Avg.	A	Avg.	PF-D	S	TO	B	TP	Avg.
Kevin Martin	80-80	2603	553-1267	.436	176-459	.383	594-669	.888	28-230-258	3.2	198	2.5	155-1	80	184	15	1876	23.5
Luis Scola	74-74	2412	569-1129	.504	0-3	.000	214-290	.738	147-459-606	8.2	185	2.5	227-4	48	147	44	1352	18.3
Kyle Lowry	75-71	2563	345-809	.426	129-343	.376	192-251	.765	89-220-309	4.1	500	6.7	207-0	102	158	23	1011	13.5
Aaron Brooks	34-7	811	134-387	.346	48-169	.284	78-83	.940	11-40-51	1.5	129	3.8	69-3	21	55	2	394	11.6
Yao Ming	5-5	91	18-37	.486	0-0	—	15-16	.938	7-20-27	5.4	4	0.8	13-1	0	7	8	51	10.2
Chase Budinger	78-22	1738	279-656	.425	89-274	.325	118-138	.855	52-229-281	3.6	127	1.6	114-0	41	67	18	765	9.8
Shane Battier	59-59	1818	186-408	.456	88-225	.391	49-76	.645	58-223-281	4.8	153	2.6	127-1	53	63	71	509	8.6
Courtney Lee	81-1	1723	253-576	.439	71-174	.408	95-120	.792	51-158-209	2.6	100	1.2	102-0	58	68	18	672	8.3
Chuck Hayes	74-63	2079	244-463	.527	0-2	.000	94-142	.662	219-380-599	8.1	202	2.7	200-0	79	86	49	582	7.9
Goran Dragic (TOT)	70-5	1234	192-441	.435	56-155	.361	83-133	.624	36-106-142	2.0	204	2.9	125-0	50	117	10	523	7.5
Goran Dragic (HOU)	22-3	378	59-125	.472	28-54	.519	24-36	.667	12-44-56	2.5	55	2.5	35-0	14	21	4	170	7.7
Brad Miller	60-5	1015	132-296	.446	40-107	.374	78-94	.830	44-178-222	3.7	145	2.4	98-0	28	54	21	382	6.4
Patrick Patterson	52-6	868	149-267	.558	0-2	.000	30-42	.714	86-114-200	3.8	41	0.8	77-0	17	31	37	328	6.3
Jordan Hill	72-11	1125	173-352	.491	0-2	.000	60-85	.706	128-178-306	4.3	29	0.4	157-1	14	62	52	406	5.6
Terrence Williams (TOT)	21-0	290	43-115	.374	6-22	.273	14-21	.667	4-47-51	2.4	38	1.8	25-0	9	33	0	106	5.0
Terrence Williams (HOU)	11-0	84	14-42	.333	2-10	.200	9-11	.818	1-14-15	1.4	7	0.6	4-0	4	8	0	39	3.5
Jermaine Taylor	8-0	77	16-32	.500	2-5	.400	5-6	.833	1-8-9	1.1	2	0.3	4-0	2	6	2	39	4.9
Ishmael Smith	28-3	329	32-83	.386	3-8	.375	7-10	.700	6-36-42	1.5	64	2.3	26-0	13	26	2	74	2.6
Mike Harris	4-0	16	3-6	.500	0-0	—	2-4	.500	2-3-5	1.3	1	0.3	2-0	0	1	1	8	2.0
Jared Jeffries	18-0	138	11-36	.306	1-6	.167	4-10	.400	20-15-35	1.9	11	0.6	21-0	7	4	3	27	1.5
Hasheem Thabeet (TOT)	47-0	373	17-40	.425	0-0	—	19-35	.543	24-51-75	1.6	4	0.1	76-0	9	17	16	53	1.1
Hasheem Thabeet (HOU)	2-0	4	0-1	.000	0-0	—	0-0	—	0-0-0	0.0	0	0.0	3-0	0	0	1	0	0.0
Marcus Cousin (TOT)	4-0	18	2-3	.667	0-0	—	0-0	—	0-3-8	0.8	0	0.0	1-0	0	1	1	4	1.0
DeMarre Carroll (TOT)	12-0	50	4-12	.333	0-0	—	2-2	1.000	2-6-8	0.7	4	0.3	5-0	1	0	1	10	0.8
DeMarre Carroll (HOU)	5-0	11	0-3	.000	0-0	—	0-0	—	0-0-0	0.0	2	0.4	0-0	0	0	0	0	0.0
ROCKETS	82	19880	3170-6975	.454	677-1843	.367	1668-2083	.801	962-2549-3511	42.8	1955	23.8	1641-11	581	1110	371	8865	105.9
OPPONENTS	82	19880	3266-6979	.468	448-1250	.358	1526-1954	.781	955-2552-3507	42.8	1707	20.8	1754-8	588	1125	449	8506	103.7

Date	Opponent	Score	Record	Date	Opponent	Score	Record
Oct. 26	at L.A. Lakers	L110-112	0-1	17	Milwaukee	W93-84	19-23
27	at Golden State	L128-132	0-2	19	New York	W104-89	20-23
30	Denver	L94-107	0-3	21	at Memphis	L110-115	20-24
Nov. 3	New Orleans	L99-107	0-4	22	Orlando	L104-118	20-25
6	at San Antonio	L121-124 (OT)	0-5	24	at Minnesota	W129-125	21-25
7	Minnesota	W120-94	1-5	26	L.A. Clippers	W96-83	22-25
10	at Washington	L91-98	1-6	27	at Dallas	L106-111	22-26
12	at Indiana	W102-99	2-6	29	at San Antonio	L95-108	22-27
14	at New York	W104-96	3-6	Feb. 1	at L.A. Lakers	L106-114 (OT)	22-28
16	Chicago	L92-95	3-7	2	at Utah	W97-96	23-28
17	at Oklahoma City	L99-116	3-8	5	Memphis	W95-93 (OT)	24-28
19	at Toronto	L96-106	3-9	7	at Denver	W108-103	25-28
22	Phoenix	L116-123	3-10	8	Minnesota	L108-112	25-29
24	Golden State	W111-101	4-10	12	Dallas	L102-106	25-30
26	at Charlotte	L89-99	4-11	14	Denver	W121-102	26-30
28	Oklahoma City	W99-98	5-11	16	Philadelphia	L105-114	26-31
29	at Dallas	L91-101	5-12	22	at Detroit	W108-100	27-31
Dec. 1	L.A. Lakers	W109-99	6-12	23	at Cleveland	W124-119	28-31
3	at Memphis	W127-111	7-12	26	New Jersey	W123-108	29-31
4	at Chicago	L116-119 (OT)	7-13	27	at New Orleans	W91-89	30-31
7	Detroit	W97-83	8-13	Mar. 1	at Portland	W103-87	31-31
10	at Milwaukee	L91-97	8-14	2	at L.A. Clippers	L103-106	31-32
11	Cleveland	W110-95	9-14	5	Indiana	W112-95	32-32
14	Sacramento	W118-105	10-14	7	at Sacramento	W123-101	33-32
15	at Oklahoma City	L105-117	10-15	8	at Phoenix	L110-113	33-33
17	Memphis	W103-87	11-15	12	San Antonio	L107-115	33-34
19	at Sacramento	W102-93	12-15	14	Phoenix	W95-93	34-34
20	at Golden State	W121-112	13-15	16	Charlotte	W94-78	35-34
22	at L.A. Clippers	W97-92	14-15	18	Boston	W93-77	36-34
27	Washington	W100-93	15-15	20	Utah	W110-108	37-34
29	Miami	L119-125	15-16	23	Golden State	W131-112	38-34
31	Toronto	W114-105	16-16	27	at Miami	L119-125	38-35
Jan. 2	at Portland	L85-100	16-17	29	at New Jersey	W112-87	39-35
3	at Denver	L106-113	16-18	30	at Philadelphia	L97-108	39-36
5	Portland	L100-103	16-19	Apr. 1	San Antonio	W119-114 (OT)	40-36
7	at Orlando	L95-110	16-20	3	Atlanta	W114-109	41-36
8	Utah	L99-103 (OT)	16-21	5	Sacramento	L101-104	41-37
10	at Boston	W108-102	17-21	6	at New Orleans	L93-101	41-38
12	Oklahoma City	L112-118	17-22	9	L.A. Clippers	W99-78	42-38
14	New Orleans	L105-110 (OT)	17-23	11	Dallas	L91-98 (OT)	42-39
15	at Atlanta	W112-106	18-23	13	at Minnesota	W121-102	43-39

2011-2012 Houston Rockets

(34-32, 4th Southwest)

Final Statistics

Player	G-S	Min	FGM-A	Pct.	3PM-A	Pct.	FTM-A	Pct.	Rebounds		Avg.	A	Avg.	PF-D	S	TO	B	TP	Avg.
									O-D-Tot	Avg.									
Kevin Martin	40-40	1264	222-537	413	78-225	.347	160-179	.894	13-93	.106	2.7	110	2.8	70-0	28	70	3	682	17.1
Luis Scola	66-66	2067	436-888	491	0-3	.000	153-198	.773	122-306	.428	6.5	140	2.1	214-1	35	153	24	1025	15.5
Kyle Lowry	47-38	1510	210-513	409	79-211	.374	171-198	.864	37-176	.213	4.5	310	6.6	133-0	73	130	14	670	14.3
Goran Dragic	66-28	1752	277-600	462	68-202	.337	153-190	.805	53-115	.468	2.5	351	5.3	166-1	85	157	10	775	11.7
Courtney Lee	58-26	1757	251-580	433	87-217	.401	71-86	.826	26-133	.199	2.7	88	1.5	106-1	68	64	22	660	11.4
Chase Budinger	58-9	1298	208-471	442	88-219	.402	54-70	.771	38-179	.217	3.7	74	1.3	65-0	29	55	7	558	9.6
Chandler Parsons	63-57	1804	248-549	452	60-178	.337	43-78	.551	90-210	.300	4.8	134	2.1	142-1	73	81	29	599	9.5
Patrick Patterson	64-1	1483	225-511	440	0-3	.000	40-57	.702	112-174	.286	4.5	53	0.8	113-0	27	49	36	490	7.7
Samuel Dalembert	65-45	1446	200-395	506	0-1	.000	90-113	.796	158-298	.456	7.0	33	0.5	162-2	37	82	111	490	7.5
Jordan Hill	32-7	469	68-135	504	0-3	.000	25-39	.641	47-108	.155	4.8	14	0.4	60-0	9	24	21	161	5.0
Earl Boykins	8-0	111	12-36	333	2-9	.222	13-15	.867	0-11	.111	1.4	17	2.1	5-0	1	7	0	39	4.9
Marcus Camby (TOT)	59-53	1352	128-287	446	2-5	.400	29-64	.453	157-373	.530	9.0	107	1.8	126-0	50	57	85	287	4.9
Marcus Camby (HOU)	19-13	458	61-126	484	2-5	.400	11-26	.423	52-124	.176	9.3	32	1.7	38-0	17	10	29	135	7.1
Terrence Williams	12-0	181	20-57	351	8-19	.421	6-12	.500	2-26	.28	2.3	10	0.8	16-0	4	10	1	54	4.5
Courtney Fortson (TOT)	10-0	95	11-32	344	3-13	.231	10-15	.667	6-9	.15	1.0	1.0	5-0	3	10	0	35	3.5	
Courtney Fortson (HOU)	6-0	49	6-20	300	2-9	.222	4-6	.667	2-5	.12	5	0.8	2-0	3	5	0	18	3.0	
Jonny Flynn	11-0	135	12-41	293	2-9	.222	11-14	.786	1-7	.8	0.7	28	2.5	8-0	3	9	1	37	3.4
Jeff Adrien	8-0	63	7-16	438	0-0	—	7-12	.583	5-17	.22	2.8	1	0.1	13-0	0	2	2	21	2.6
Marcus Morris	17-0	126	16-54	296	2-17	.118	6-8	.750	5-11	.16	0.9	3	0.2	12-0	2	4	2	40	2.4
Greg Smith	8-0	69	7-11	636	0-0	—	0-0	—	5-15	.20	2.5	1	0.1	17-0	2	1	5	14	1.8
Hasheem Thabeet	5-0	23	3-3	1,000	0-0	—	0-0	—	1-6	.14	0	0.0	5-0	0	0	2	6	1.2	
Malcolm Thomas (TOT)	3-0	15	0-3	.000	0-0	—	1-2	.500	1-2	.3	1.0	1	0.3	0-0	1	0	1	0	1.3
ROCKETS	66	16065	2489-5543	449	478-1330	.359	1018-1301	.782	769-2014	.2783	42.2	1404	21.3	1347-6	496	955	319	6474	98.1
OPPONENTS	66	16065	2474-5427	456	369-1136	.325	1142-1490	.766	729-2027	.2756	41.8	1321	20.0	1215-4	495	972	340	6459	97.9

Date	Opponent	Score	Record	Date	Opponent	Score	Record
Dec. 26	at Orlando	L95-104	0-1	22	Philadelphia	W93-87	20-14
29	San Antonio	W105-85	1-1	28	Toronto	W88-85	21-14
30	at Memphis	L93-113	1-2	29	at Utah	L83-104	21-15
31	Atlanta	W95-84	2-2	Mar. 2	Denver	L105-117	21-16
Jan. 3	at L.A. Lakers	L99-108	2-3	4	L.A. Clippers	L103-105 (OT)	21-17
4	at L.A. Clippers	L89-117	2-4	6	at Boston	L92-97 (OT)	21-18
6	at Oklahoma City	L94-109	2-5	7	at Toronto	L98-116	21-19
7	Oklahoma City	L95-98	2-6	10	at New Jersey	W112-106	22-19
10	at Charlotte	W82-70	3-6	11	at Cleveland	L107-118	22-20
11	at San Antonio	L95-101 (OT)	3-7	13	at Oklahoma City	W104-103	23-20
13	Sacramento	W103-89	4-7	14	Charlotte	W107-87	24-20
14	Portland	W107-105 (OT)	5-7	17	at L.A. Clippers	L91-95	24-21
16	at Washington	W114-106	6-7	18	at Phoenix	L86-99	24-22
17	Detroit	W97-80	7-7	20	L.A. Lakers	W107-104	25-22
19	New Orleans	W90-88 (OT)	8-7	22	Golden State	W109-83	26-22
21	San Antonio	W105-102	9-7	24	Dallas	L99-101 (OT)	26-23
23	at Minnesota	W107-92	10-7	26	Sacramento	W113-106 (OT)	27-23
25	Milwaukee	L99-105	10-8	27	at Dallas	L81-90	27-24
27	Washington	W103-76	11-8	30	Memphis	W98-89	28-24
28	New York	W97-84	12-8	Apr. 1	Indiana	L102-104 (OT)	28-25
30	Minnesota	L108-120	12-9	2	at Chicago	W99-93	29-25
Feb. 1	at San Antonio	L91-99	12-10	6	at L.A. Lakers	W112-107	30-25
3	Phoenix	W99-81	13-10	8	at Sacramento	W104-87	31-25
4	at Minnesota	L91-100	13-11	9	at Portland	W94-89	32-25
6	at Denver	W99-90	14-11	11	Utah	L91-103	32-26
8	at Portland	W103-96	15-11	13	Phoenix	L105-112	32-27
9	at Phoenix	W96-89	16-11	15	at Denver	L86-101	32-28
12	at Golden State	L97-106	16-12	16	Denver	L102-105	32-29
14	at Memphis	L83-93	16-13	18	at Dallas	L110-117	32-30
15	Oklahoma City	W96-95	17-13	19	at New Orleans	L99-105 (OT)	32-31
17	Minnesota	L98-111	17-14	21	Golden State	W99-96	33-31
19	Utah	W101-85	18-14	22	at Miami	L88-97	33-32
20	Memphis	W97-93	19-14	26	New Orleans	W84-77	34-32

2012-2013 Houston Rockets

(45-37, 3rd Southwest)

Final Statistics

PLAYER	G-GS	MIN	FIELD GOALS		3-POINT FG		FT-FTA	PCT	REBOUNDS				PF-DQ	STL	TO	BLK	PTS	AVG
			FG-FGA	PCT	FG-FGA	PCT			OFF	DEF	TOT	AST						
James Harden	78-78	2985	585-1337	.438	179-486	.368	674-792	.851	62	317	379	455	178-0	142	295	38	2023	25.9
Chandler Parsons	76-76	2758	456-939	.486	152-395	.385	113-155	.729	79	325	404	269	148-0	75	147	32	1177	15.5
Jeremy Lin	82-82	2640	396-897	.441	87-257	.339	216-275	.785	32	215	247	497	205-2	134	236	29	1095	13.4
Patrick Patterson	47-38	1219	236-455	.519	35-96	.365	37-49	.755	73	148	221	51	90-0	18	42	27	544	11.6
Carlos Delfino	67-5	1689	251-620	.405	158-421	.375	48-56	.857	18	202	220	135	114-0	68	72	9	708	10.6
Omer Asik	82-82	2464	332-614	.541	0-1	.000	168-299	.562	275	681	956	75	223-2	46	173	87	832	10.1
Marcus Morris	54-17	1154	171-400	.428	74-194	.381	49-75	.653	63	156	219	47	120-1	27	53	16	465	8.6
Toney Douglas	49-0	913	139-352	.395	61-162	.377	60-68	.882	23	67	90	93	103-0	40	56	2	399	8.1
Aaron Brooks (HOU)	7-0	38	4-13	.308	2-7	.286	0-0	—	1	1	2	6	5-0	1	4	3	10	1.4
Greg Smith	70-10	1110	170-274	.620	0-1	.000	81-130	.623	111	210	321	25	175-1	18	41	40	421	6.0
Donatas Motiejunas	44-14	538	97-213	.455	24-83	.289	32-51	.627	36	57	93	31	73-0	7	37	10	250	5.7
Patrick Beverley	41-0	713	79-189	.418	36-96	.375	34-41	.829	45	64	109	117	83-0	37	44	21	228	5.6
Francisco Garcia (HOU)	18-5	319	41-95	.432	27-70	.386	6-7	.857	1	22	23	20	22-0	14	12	7	115	6.4
Terrence Jones	19-0	276	43-94	.457	5-19	.263	13-17	.765	28	37	65	15	21-0	12	13	19	104	5.5
Thomas Robinson	19-0	247	35-78	.449	0-1	.000	16-38	.421	30	47	77	10	29-0	16	23	5	86	4.5
James Anderson	29-2	307	41-101	.406	16-49	.327	17-19	.895	15	43	58	33	18-0	12	18	3	115	4.0
Daequan Cook	16-1	165	21-59	.356	11-30	.367	2-3	.667	5	13	18	10	13-0	6	6	2	55	3.4
Cole Aldrich	30-0	213	23-43	.535	0-0	—	4-9	.444	12	45	57	6	41-0	3	14	9	50	1.7
Scott Machado	6-0	21	3-6	.500	0-1	.000	2-2	1.000	0	1	1	6	0-0	2	8	0	8	1.3
Tim Ohlbrecht	3-0	12	1-3	.333	0-0	—	1-1	1.000	0	1	1	1	1-0	1	4	0	3	1.0
ROCKETS	82	19780	3124-6782	.461	867-2369	.366	1573-2087	.754	909	2652	3561	1902	1662-6	679	1348	359	8688	106.0
OPPONENTS	82	19780	3184-7007	.454	661-1798	.368	1374-1771	.776	876	2539	3415	1858	1674-7	693	1210	498	8403	102.5

Date	Opponent	Score	Record	Date	Opponent	Score	Record
Oct. 31	at Detroit	W105-96	1-0	19	at Minnesota	L79-92	21-21
Nov. 2	at Atlanta	W109-102	2-0	21	at Charlotte	W100-94	22-21
3	Portland	L85-95 OT	2-1	23	Denver	L95-105	22-22
7	Denver	L87-93	2-2	25	at New Orleans	W100-82	23-22
9	at Memphis	L85-93	2-3	26	Brooklyn	W119-106	24-22
10	Detroit	W96-82	3-3	28	at Utah	W125-80	25-22
12	Miami	L110-113	3-4	30	at Denver	L110-118	25-23
14	New Orleans	W100-96	4-4	Feb. 2	Charlotte	W109-95	26-23
16	at Portland	L117-119 OT	4-5	5	Golden State	W140-109	27-23
18	at LA Lakers	L108-119	4-6	6	at Miami	L108-114	27-24
19	at Utah	L91-102	4-7	8	Portland	W118-103	28-24
21	Chicago	W93-89	5-7	10	at Sacramento	L111-117	28-25
23	New York	W131-103	6-7	12	at Golden State	W116-107	29-25
27	Toronto	W117-101	7-7	13	at LA Clippers	L96-106	29-26
28	at Oklahoma City	L98-120	7-8	20	Oklahoma City	W122-119	30-26
Dec. 1	Utah	W124-116	8-8	22	at Brooklyn	W106-96	31-26
4	LA Lakers	W107-105	9-8	23	at Washington	L103-105	31-27
7	at San Antonio	L92-114	9-9	27	Milwaukee	L107-110	31-28
8	Dallas	L109-116	9-10	Mar. 1	at Orlando	W118-110	32-28
10	San Antonio	L126-134 OT	9-11	3	Dallas	W136-103	33-28
12	Washington	W99-93	10-11	6	at Dallas	L108-112	33-29
14	Boston	W101-89	11-11	8	at Golden State	W94-88	34-29
16	at Toronto	L96-103	11-12	9	at Phoenix	L105-107	34-30
17	at New York	W109-96	12-12	13	Phoenix	W111-81	35-30
19	Philadelphia	W125-103	13-12	15	Minnesota	W108-100	36-30
22	Memphis	W121-96	14-12	17	Golden State	L78-108	36-31
25	at Chicago	W120-97	15-12	20	Utah	W100-93	37-31
26	at Minnesota	W87-84	16-12	22	Cleveland	W116-78	38-31
28	at San Antonio	L116-122	16-13	24	San Antonio	W96-95	39-31
29	Oklahoma City	L94-124	16-14	27	Indiana	L91-100	39-32
31	Atlanta	W123-104	17-14	29	at Memphis	L94-103	39-33
Jan. 2	New Orleans	W104-92	18-14	30	LA Clippers	W98-81	40-33
4	at Milwaukee	W115-101	19-14	Apr. 1	Orlando	W111-103	41-33
5	at Cleveland	W112-104	20-14	3	at Sacramento	W112-102	42-33
8	LA Lakers	W125-112	21-14	5	at Portland	W116-98	43-33
9	at New Orleans	L79-88	21-15	6	at Denver	L114-132	43-34
11	at Boston	L91-103	21-16	9	Phoenix	W101-98	44-34
12	at Philadelphia	L100-107	21-17	12	Memphis	L78-82	44-35
15	LA Clippers	L109-117	21-18	14	Sacramento	W121-100	45-35
16	at Dallas	L100-105	21-19	15	at Phoenix	L112-119	45-36
18	at Indiana	L95-105	21-20	17	at LA Lakers	L95-99 OT	45-37

2013-2014 Houston Rockets

(54-28, 2nd Southwest)

Final Statistics

PLAYER	G-GS	MIN	FIELD GOALS		3-POINT FG		REBOUNDS		Rebounds										PTS	AVG
			FG-FGA	PCT	FG-FGA	PCT	FT-FTA	PCT	OFF	DEF	TOT	AST	PF-DQ	STL	TO	BLK				
Harden	73-73	2777	549-1205	0.456	177-483	0.366	576-665	0.866	61	283	344	446	177-0	115	265	29	1851	25.4	18.3	
Howard	71-71	2396	473-800	0.591	2-7	0.286	349-638	0.547	231	635	866	131	240-0	60	229	128	1297	18.3	18.3	
Parsons	74-74	2783	466-987	0.472	130-351	0.370	164-221	0.742	69	340	409	298	168-1	88	144	29	1226	16.6	16.6	
Lin	71-33	2054	295-662	0.446	82-229	0.358	218-265	0.823	34	153	187	294	166-0	68	176	27	890	12.5	12.5	
Jones	76-71	2078	386-712	0.542	31-101	0.307	118-195	0.605	162	366	528	87	139-0	53	71	99	921	12.1	12.1	
Beverley	56-55	1751	199-481	0.414	92-255	0.361	83-102	0.814	72	124	196	151	174-4	77	66	23	573	10.2	10.2	
Daniels	5-1	75	15-31	0.484	12-25	0.480	0-0	---	0	4	4	5	6-0	0	3	0	42	8.4	8.4	
Brooks	43-0	716	104-263	0.395	54-132	0.409	37-44	0.841	23	39	62	83	76-0	25	51	6	299	7.0	7.0	
Casspi	71-2	1283	173-410	0.422	61-176	0.347	83-122	0.680	55	205	260	88	100-0	44	72	14	490	6.9	6.9	
Hamilton (TOT)	60-12	1020	147-376	0.391	70-198	0.354	40-51	0.784	32	162	194	52	67-0	44	46	20	404	6.7	6.7	
Hamilton (HOU)	21-1	349	48-122	0.393	25-69	0.362	17-20	0.850	9	52	61	18	36-0	13	19	7	138	6.6	6.6	
Asik	48-19	968	101-190	0.532	0-0	---	78-126	0.619	101	277	378	25	92-1	14	59	37	280	5.8	5.8	
Garcia	55-4	1083	118-294	0.401	69-193	0.358	10-19	0.526	21	101	122	63	120-1	27	30	33	315	5.7	5.7	
Motiejunas	62-3	952	131-296	0.443	21-84	0.250	58-96	0.604	60	165	225	34	132-4	20	49	21	341	5.5	5.5	
Canaan	22-0	252	31-87	0.356	18-55	0.327	21-29	0.724	7	17	24	22	25-0	8	21	4	101	4.6	4.6	
Powell	1-0	19	2-6	0.333	0-0	---	0-0	---	0	5	5	0	1-0	0	1	1	4	4.0	4.0	
Smith	11-0	100	18-28	0.643	0-0	---	2-5	0.400	11	16	27	0	17-1	1	5	2	38	3.5	3.5	
Covington	7-0	34	6-14	0.429	4-11	0.364	0-0	---	2	3	5	0	3-0	2	1	0	16	2.3	2.3	
Brewer	23-3	158	3-15	0.200	1-8	0.125	0-2	0.000	2	12	14	10	4-0	6	2	1	7	0.3	0.3	
Pittman (TOT)	2-0	3	0-1	0.000	0-0	---	0-2	0	3	0	3	0	0-0	0	0	0	0	0.0	0.0	
ROCKETS	82	19830	3118-6603	0.472	779-2179	0.358	1814-2549	0.712	920	2797	3717	1755	1676-12	621	1323	461	8829	107.7	107.7	
OPPONENTS	82	19830	3197-7218	0.443	666-1889	0.353	1395-1844	0.757	977	2439	3416	1821	1993-16	704	1149	460	8455	103.1	103.1	

Date	Opponent	Score	Record	Date	Opponent	Score	Record
Oct 30	CHARLOTTE	W 96- 83	1-0	Jan 20	PORTLAND	W126-113	28-15
Nov 1	DALLAS	W113-105	2-0	22	SACRAMENTO	W119- 98	29-15
2	at Utah	W104- 93	3-0	24	MEMPHIS	L 87- 88	29-16
4	at L.A. Clipper	L118-137	3-1	25	at Memphis	L 81- 99	29-17
5	at Portland	W116-101	4-1	28	SAN ANTONIO	W 97- 90	30-17
7	L.A. LAKERS	L 98- 99	4-2	29	at Dallas	W117-115	31-17
9	L.A. CLIPPERS	L 94-107	4-3	Feb 1	CLEVELAND	W106- 92	32-17
11	TORONTO	W110-104(2OT)	5-3	5	PHOENIX	W122-108	33-17
13	at Philadelphia	L117-123(OT)	5-4	8	at Milwaukee	W101- 95	34-17
14	New York	W109-106	6-4	10	at Minnesota	W107- 89	35-17
16	DENVER	W122-111	7-4	12	WASHINGTON	W113-112	36-17
19	BOSTON	W109- 85	8-4	19	at L.A. Lakers	W134-108	37-17
20	at Dallas	L120-123	8-5	20	at Golden State	L 99-102(OT)	37-18
23	MINNESOTA	W112-101	9-5	23	at Phoenix	W115-112	38-18
25	at Memphis	W 93- 86	10-5	25	at Sacramento	W129-103	39-18
27	ATLANTA	W113- 84	11-5	26	at L.A. Clippers	L 93-101	39-19
29	BROOKLYN	W114- 95	12-5	Mar 1	DETROIT	W118-110	40-19
30	at San Antonio	W112-106	13-5	4	MIAMI	W106-103	41-19
Dec 2	at Utah	L103-109	13-6	5	at Orlando	W101- 89	42-19
4	PHOENIX	L 88- 97	13-7	7	INDIANA	W112- 86	43-19
6	GOLDEN STATE	W105- 83	14-7	9	PORTLAND	W118-113(OT)	44-19
8	ORLANDO	W 98- 88	15-7	11	at Oklahoma City	L 98-106	44-20
12	at Portland	L104-111	15-8	13	at Chicago	L 87-111	44-21
13	at Golden State	W116-112	16-8	16	at Miami	L104-113	44-22
15	at Sacramento	L 91-106	16-9	17	UTAH	W124- 86	45-22
18	CHICAGO	W109- 94	17-9	20	MINNESOTA	W129-106	46-22
20	at Indiana	L 81-114	17-10	22	at Cleveland	W118-111	47-22
21	at Detroit	W114- 97	18-10	24	at Charlotte	W100- 89	48-22
23	DALLAS	L104-111	18-11	27	PHILADELPHIA	W120- 98	49-22
25	at San Antonio	W111- 98	19-11	29	L.A. CLIPPERS	L107-118	49-23
26	MEMPHIS	W100- 92	20-11	1	at Brooklyn	L 96-105	49-24
28	NEW ORLEANS	W107- 98	21-11	2	at Toronto	L103-107	49-25
29	at Oklahoma City	L 86-117	21-12	4	OKLAHOMA CITY	W111-107	50-25
31	SACRAMENTO	L106-110	21-13	6	DENVER	W130-125(OT)	51-25
Jan 3	NEW YORK	W102-100	24-13	8	at L.A. Lakers	W145-130	52-25
8	L.A. LAKERS	W113- 99	23-13	9	at Denver	L116-123	52-26
10	at Atlanta	L 80- 83	23-14	11	at Minnesota	L110-112	52-27
11	at Washington	W114-107	24-14	12	NEW ORLEANS	W111-104	53-27
13	at Boston	W104- 92	25-14	14	SAN ANTONIO	W104- 98	54-27
15	at New Orleans	W103-100	26-14	16	at New Orleans	L100-105	54-28
16	OKLAHOMA CITY	L 92-104	26-15				
18	MILWAUKEE	W114-104	27-15				

2014-15 Houston Rockets

(56-26, 1st Southwest)

Final Statistics

PLAYER	FIELD GOALS				3-POINT				REBOUNDS				Rebounds									
	G-S	MIN	FG-FGA	PCT	FG-FGA	PCT	FT-FTA	PCT	OFF	DEF	TOT	AST	PF-DQ	STL	TO	BLK	PTS	AVG				
Harden	81-81	2981	647-1470	.440	208-555	.375	715-824	.868	75	384	459	565	208-2	154	321	60	2217	27.4				
Howard	41-41	1223	251-423	.593	1-2	.500	143-271	.528	110	321	431	50	137-1	28	115	53	646	15.8				
Ariza	82-82	2930	366-910	.402	194-555	.350	122-143	.853	77	382	459	209	186-0	152	141	17	1048	12.9				
Smith (TOT)	83-35	2301	414-987	.419	72-228	.316	127-255	.498	152	378	530	277	228-2	87	206	116	1027	12.4				
Smith (HOU)	55-7	1404	261-596	.438	63-191	.330	75-144	.521	100	228	328	145	146-1	50	134	68	660	12.0				
Motiejunas	71-62	2037	353-700	.504	49-133	.368	100-166	.602	137	284	421	130	203-1	56	123	34	855	12.0				
Jones	33-24	889	158-299	.528	13-37	.351	57-94	.606	78	142	220	36	78-0	18	37	59	386	11.7				
Brewer (TOT)	80-17	2087	343-805	.426	63-235	.268	168-226	.743	80	217	297	173	173-1	114	131	19	917	11.5				
Brewer (HOU)	56-1	1407	249-580	.429	55-194	.284	113-148	.764	48	155	203	95	111-1	60	81	15	666	11.9				
Beverley	56-55	1727	204-532	.383	115-323	.356	45-60	.750	67	170	237	192	182-3	59	83	23	568	10.1				
McDaniels (TOT)	62-15	1352	172-434	.396	43-150	.287	100-133	.752	65	135	200	72	126-0	44	105	70	487	7.9				
McDaniels (HOU)	10-0	33	5-15	.333	0-3	.000	1-2	.500	1	4	5	2	5-0	0	1	2	11	1.1				
Terry	77-18	1641	188-446	.422	126-323	.390	39-48	.813	15	106	121	147	116-0	66	74	19	541	7.0				
Canaan	25-9	369	53-131	.405	32-84	.381	16-21	.762	11	22	33	29	28-0	14	23	0	154	6.2				
Papanikolaou	43-1	795	69-197	.350	31-106	.292	13-18	.722	39	79	118	85	71-0	29	55	13	182	4.2				
Black	25-12	393	45-83	.542	0-1	.000	15-29	.517	58	69	127	8	56-0	6	19	2	105	4.2				
Prigioni (TOT)	67-3	1197	91-228	.399	57-166	.343	35-41	.854	30	89	119	171	88-0	79	62	1	274	4.1				
Prigioni (HOU)	24-0	402	23-67	.343	14-51	.275	13-15	.867	12	27	39	67	35-0	27	15	0	73	3.0				
Shved	9-0	59	8-24	.333	4-12	.333	9-11	.818	1	3	4	3	2-0	1	5	0	29	3.2				
Garcia	14-0	200	17-63	.270	10-45	.222	1-4	.250	3	14	17	15	20-0	9	10	5	45	3.2				
Daniels	17-0	108	15-47	.319	13-43	.302	3-4	.750	0	6	6	4	14-0	0	5	0	46	2.7				
Dorsey	69-17	854	80-145	.552	0-1	.000	24-83	.289	103	176	279	25	157-1	40	41	25	184	2.7				
Capela	12-0	90	14-29	.483	0-0	—	4-23	.174	10	26	36	2	14-0	1	5	9	32	2.7				
Johnson	28-0	262	26-75	.347	5-21	.238	17-25	.680	13	26	39	11	34-0	7	19	3	74	2.6				
ROCKETS	82 -	19805	3032-6832	.444	933-2680	.348	1525-2133	.715	958	2624	3582	1820	1803-10	777	1366	407	8522	103.9				
OPPONENTS	82 -	19805	3092-6983	.443	605-1881	.322	1451-1932	.751	973	2621	3594	1752	1730-10	726	1342	437	8240	100.5				

Date	Opponent	Score	Record	Date	Opponent	Score	Record
Oct. 28	at L.A. Lakers	W108-90	1-0	19	INDIANA	W110-98	29-13
29	at Utah	W104-93	2-0	21	at Golden State	L113-126	29-14
Nov. 1	BOSTON	W104-90	3-0	23	at Phoenix	W113-111	30-14
3	at Philadelphia	W104-93	4-0	25	at L.A. Lakers	W99-87	31-14
4	at Miami	W108-91	5-0	28	DALLAS	W99-94	32-14
6	SAN ANTONIO	W98-81	6-0	30	at Boston	W93-87	33-14
8	GOLDEN STATE	L 87-98	6-1	31	at Detroit	L101-114	33-15
12	at Minnesota	W113-101	7-1	Feb. 4	CHICAGO	W101-90	34-15
14	PHILADELPHIA	W88-87	8-1	6	MILWAUKEE	W117-111	35-15
16	at Oklahoma City	W69-65	9-1	8	PORTLAND	L98-109	35-16
17	at Memphis	L 93-119	9-2	10	at Phoenix	W127-118	36-16
19	L.A. LAKERS	L 92-98	9-3	11	at L.A. Clippers	L95-110	36-17
22	DALLAS	W95-92	10-3	20	at Dallas	L100-111	36-18
24	NEW YORK	W91-86	11-3	21	TORONTO	W98-76	37-18
26	SACRAMENTO	W102-89	12-3	23	MINNESOTA	W113-102	38-18
28	L.A. CLIPPERS	L85-102	12-4	25	L.A. CLIPPERS	W110-105	39-18
29	at Milwaukee	W117-103	13-4	27	BROOKLYN	W102-98	40-18
Dec. 3	MEMPHIS	W105-96	14-4	Mar. 1	CLEVELAND	W105-103 OT	41-18
5	at Minnesota	W114-112 OT	15-4	3	at Atlanta	L96-104	41-19
6	PHOENIX	W100-95	16-4	4	MEMPHIS	L100-102	41-20
10	at Golden State	L93-105	16-5	6	DETROIT	W103-93	42-20
11	at Sacramento	W113-10	17-5	7	at Denver	W114-100	43-20
13	DENVER	W108-96	18-5	11	at Portland	L100-105	43-21
17	at Denver	W115-111 OT	19-5	12	at Utah	L91-109	43-22
18	NEW ORLEANS	L90-99	19-6	15	at L.A. Clippers	W100-98	44-22
20	ATLANTA	L97-104	19-7	17	ORLANDO	W107-94	45-22
22	PORTLAND	W110-95	20-7	19	DENVER	W118-108	46-22
26	at Memphis	W117-111 OT	21-7	21	PHOENIX	L102-117	46-23
28	at San Antonio	L106-110	21-8	23	at Indiana	W110-100	47-23
29	WASHINGTON	L103-104	21-9	25	at New Orleans	W95-93	48-23
31	CHARLOTTE	W102-83	22-9	27	MINNESOTA	W120-110	49-23
Jan. 2	at New Orleans	L83-111	22-10	29	at Washington	W99-91	50-23
3	MIAMI	W115-79	23-10	30	at Toronto	L96-99	50-24
5	at Chicago	L105-114	23-11	Apr. 1	SACRAMENTO	W115-111	51-24
7	at Cleveland	W105-93	24-11	2	at Dallas	W108-101	52-24
8	at New York	W120-96	25-11	5	at Oklahoma City	W115-112	53-24
10	UTAH	W97-82	26-11	8	at San Antonio	L98-110	53-25
12	at Brooklyn	W113-99	27-11	10	SAN ANTONIO	L103-104	53-26
14	at Orlando	L113-120	27-12	12	NEW ORLEANS	W121-114	54-26
15	OKLAHOMA CITY	W112-101	28-12	13	at Charlotte	W100-90	55-26
17	GOLDEN STATE	L106-131	28-13	15	UTAH	W117-91	56-26

2015-16 Houston Rockets

(41-41, 4th Southwest)

Final Statistics

PLAYER	FIELD GOALS						3-POINT FG						REBOUNDS						Rebounds					
	G-S	MIN	FG-FGA	PCT	FG-FGA	PCT	FT-FTA	PCT	OFF	DEF	TOT	AST	PF-DQ	STL	TO	BLK	PTS	AVG						
Harden	82-82	3125	710-1617	439	236-657	359	720-837	860	63	438	501	612	229-1	139	374	51	2376	29.0						
Howard	71-71	2280	372-600	620	0-6	.000	232-474	489	238	597	835	98	219-5	69	166	113	976	13.7						
Beasley	20-20	363	107-205	522	3-9	.333	38-49	776	29	69	98	16	39-0	11	24	9	255	12.8						
Ariza	81-81	2859	357-859	416	185-499	371	126-161	783	67	299	366	188	177-0	160	113	26	1025	12.7						
Thornton	47-6	885	174-435	400	73-216	338	51-58	879	31	84	115	66	73-0	34	40	3	472	10.0						
Beverley	71-63	2041	258-594	434	124-310	400	60-88	682	73	177	250	239	234-1	94	91	26	700	9.9						
Jones	50-11	1044	166-367	452	25-79	316	77-116	664	62	149	211	41	86-0	23	49	39	434	8.7						
Brewer	82-12	1669	212-552	384	61-224	272	105-140	750	42	157	199	109	168-1	84	78	19	590	7.2						
Capela	77-35	1471	231-397	582	0-1	.000	80-211	379	194	300	494	47	190-3	59	60	92	542	7.0						
Motiejunas	37-22	547	90-205	439	16-57	281	34-53	642	37	72	109	41	69-0	17	44	5	230	6						
Smith (TOT)	55-7	880	127-349	364	41-143	287	37-67	552	51	141	192	90	118-1	34	77	47	332	6.0						
Smith (HOU)	23-6	421	58-169	343	23-85	271	12-25	480	18	49	67	48	56-1	16	36	13	151	6.6						
Terry	72-7	1258	151-376	402	93-261	356	27-33	818	14	65	79	103	91-0	47	49	9	422	5.8						
Lawson	53-12	1176	111-287	387	31-94	330	56-80	700	20	69	89	180	71-0	43	82	6	309	5.9						
Harrell	39-1	379	58-90	644	0-1	.000	24-46	522	25	40	65	17	48-0	11	17	11	140	3.6						
Goudelock	8-0	50	9-20	450	1-9	.111	3-4	750	1	1	2	4	4-0	6	7	2	22	2.8						
McDaniels	37-1	235	29-72	403	7-25	280	24-30	800	16	26	42	10	30-0	7	17	6	89	2.4						
Hayes	2-0	24	1-2	500	0-0	---	2-2	1000	0	8	8	2	6-0	0	3	0	4	2.0						
Dekker	3-0	6	0-0	---	0-0	---	0-0	---	0	1	1	0	0-0	1	0	0	0	0.0						
ROCKETS	82	19830	3094-6847	452	878-2533	347	1671-2407	694	930	2601	3531	1821	1790-12	821	1307	430	8737	106.5						
OPPONENTS	82	19830	3200-6977	459	796-2206	361	1525-2018	756	970	2690	3660	2015	1847-11	734	1361	404	8721	106.4						

Date	Opponent	Score	Record	Date	Opponent	Score	Record
Oct. 28	DENVER	L 85-105	0-1	17	at L.A. Lakers	W 112-95	22-20
30	GOLDEN STATE	L 92-112	0-2	18	at L.A. Clippers	L 132-140(OT)	22-21
Nov. 1	at Miami	L 89-109	0-3	20	DETROIT	L 114-123	22-22
2	OKLAHOMA CITY	W 110-105	1-3	22	MILWAUKEE	W 102-98	23-22
4	ORLANDO	W 119-114(OT)	2-3	24	DALLAS	W 115-104	24-22
6	at Sacramento	W 116-110	3-3	25	at New Orleans	W 112-111	25-22
7	at L.A. Clippers	W 109-105	4-3	27	at San Antonio	L 99-130	25-23
11	BROOKLYN	L 98-106	4-4	29	at Oklahoma City	L 108-116	25-24
13	at Denver	L 98-107	4-5	30	WASHINGTON	L 122-123	25-25
14	DALLAS	L 98-110	4-6	Feb. 2	MIAMI	W 115-102	26-25
16	BOSTON	L 95-111	4-7	4	at Phoenix	W 111-105	27-25
18	PORTLAND	W 108-103(OT)	5-7	6	PORTLAND	L 79-96	27-26
20	at Memphis	L 84-96	5-8	9	at Golden State	L 110-123	27-27
21	NEW YORK	L 102-107	5-9	10	at Portland	L 103-116	27-28
25	MEMPHIS	L 93-102	5-10	19	at Phoenix	W 116-100	28-28
27	PHILADELPHIA	W 116-114	6-10	23	at Utah	L 114-117(OT)	28-29
29	at New York	W 116-111(OT)	7-10	25	at Portland	W 119-105	29-29
30	at Detroit	L 105-116	7-11	27	SAN ANTONIO	L 94-104	29-30
Dec. 2	NEW ORLEANS	W 108-101	8-11	29	at Milwaukee	L 121-128	29-31
4	at Dallas	W 100-96	9-11	Mar. 2	NEW ORLEANS	W 100-95	30-31
5	SACRAMENTO	W 120-113	10-11	5	at Chicago	L 100-108	30-32
8	at Brooklyn	L 105-110	10-12	6	at Toronto	W 113-107	31-32
9	at Washington	W 109-103	11-12	9	at Philadelphia	W 118-104	32-32
12	L.A. LAKERS	W 126-97	12-12	11	at Boston	W 102-98	33-32
14	at Denver	L 108-114	12-13	12	at Charlotte	L 109-125	33-33
15	at Sacramento	L 97-107	12-14	14	MEMPHIS	W 130-81	34-33
17	at L.A. Lakers	W 107-87	13-14	16	L.A. CLIPPERS	L 106-122	34-34
19	L.A. CLIPPERS	W 107-97	14-14	18	MINNESOTA	W 116-111	35-34
21	CHARLOTTE	W 102-95	15-14	19	at Atlanta	L 97-109	35-35
23	at Orlando	L 101-104	15-15	22	at Oklahoma City	L 107-111	35-36
25	SAN ANTONIO	W 88-84	16-15	23	UTAH	L 87-89	35-37
26	at New Orleans	L 108-110	16-16	25	TORONTO	W 112-109	36-37
29	ATLANTA	L 115-121	16-17	27	at Indiana	L 101-104	36-38
31	GOLDEN STATE	L 110-114	16-18	29	at Cleveland	W 106-100	37-38
Jan. 2	at San Antonio	L 103-121	16-19	31	CHICAGO	L 100-103	37-39
4	at Utah	W 93-91	17-19	Apr. 3	OKLAHOMA CITY	W 118-110	38-39
7	UTAH	W 103-94	18-19	6	at Dallas	L 86-88	38-40
10	INDIANA	W 107-103(OT)	19-19	7	PHOENIX	L 115-124	38-41
12	at Memphis	W 107-91	20-19	10	L.A. LAKERS	W 130-110	39-41
13	MINNESOTA	W 107-104	21-19	11	at Minnesota	W 129-105	40-41
15	CLEVELAND	L 77-91	21-20	13	SACRAMENTO	W 116-81	41-41

2016-17 Houston Rockets

(55-27, 2nd Southwest)

Final Statistics

PLAYER	G-GS	MIN	FIELD GOALS3-POINT FG				REBOUNDS				Rebounds									
			FG-FGA	PCT	FG-FGA	PCT	FT-FTA	PCT	OFF	DEF	TOT	AST	PF-DQ	STL	TO	BLK	PTS	AVG		
Harden	81-81	2947	674-1533	.440	262-756	.347	746-881	.847	95	564	659	907	215-0	121	464	38	2356	29.1		
L. Williams (TOT)	81-1	1993	428-998	.429	163-446	.365	402-457	.880	26	176	202	239	92-0	80	160	20	1421	17.5		
L. Williams (HOU)	23-0	591	102-264	.386	41-129	.318	98-113	.867	12	58	70	56	25-0	15	40	9	343	14.9		
Gordon	75-15	2323	412-1016	.406	246-661	.372	147-175	.840	29	172	201	188	150-0	48	121	41	1217	16.2		
Anderson	72-72	2116	323-773	.418	204-506	.403	129-150	.860	112	218	330	68	142-0	31	55	14	979	13.6		
Capela	65-59	1551	362-563	.643	0-0	---	94-177	.531	178	348	526	63	179-1	34	87	79	818	12.6		
Ariza	80-80	2773	326-798	.409	191-555	.344	93-126	.738	54	404	458	175	133-0	147	73	20	936	11.7		
Beverley	67-67	2058	228-543	.420	110-288	.382	73-95	.768	95	298	393	281	222-3	99	100	25	639	9.5		
Nene	67-8	1198	245-397	.617	3-9	.333	116-197	.589	95	187	282	65	163-0	56	73	39	609	9.1		
Harrell	58-14	1064	225-345	.652	1-7	.143	76-121	.628	81	138	219	64	126-1	20	44	42	527	9.1		
Dekker	77-2	1419	203-429	.473	60-187	.321	38-68	.559	94	190	284	76	83-0	38	41	21	504	6.5		
T. Williams (TOT)	30-16	557	73-167	.437	18-62	.290	21-32	.656	15	54	69	25	60-0	27	32	10	185	6.2		
T. Williams (HOU)	6-3	139	22-44	.500	8-21	.381	6-7	.857	9	15	24	6	18-0	3	6	1	58	9.7		
Brewer	58-8	923	94-227	.414	22-94	.234	32-44	.727	21	93	114	61	104-0	37	36	12	242	4.2		
Onuaku	5-1	52	5-7	.714	0-0	---	4-4	1.000	2	8	10	3	6-0	3	4	1	14	2.8		
McDaniels	29-0	212	31-68	.456	9-27	.333	9-10	.900	6	24	30	4	24-0	7	10	8	80	2.8		
Brown	25-0	123	23-60	.383	14-35	.400	2-2	1.000	0	6	6	14	5-0	1	5	0	62	2.5		
Ennis	31-0	196	25-64	.391	6-16	.375	2-3	.667	4	15	19	34	29-0	6	24	0	58	1.9		
Wiltjer	14-0	44	4-14	.286	4-13	.308	1-2	.500	4	6	10	2	4-0	3	5	1	13	0.9		
Taylor	4-0	52	1-7	.143	0-2	.000	1-2	.500	1	2	3	6-0	1	0	1	3	0.8			
ROCKETS	82	19780	3305-7152	.462	1181-3306	.357	1667-2177	.766	892	2746	3638	2070	1634-5	670	1240	352	9458	115.3		
OPPONENTS	82	19780	3375-7286	.463	820-2389	.343	1415-1819	.778	878	2735	3613	1979	1674-11	697	1235	409	8985	109.6		

Date	Opponent	Score	Record	Date	Opponent	Score	Record
Oct. 26	at L.A. Lakers	L 114-120	0-1	13	MEMPHIS	L 105-110	31-11
28	at Dallas	W 106-98	1-1	15	at Brooklyn	W 137-112	32-11
30	DALLAS	W 93-92	2-1	17	at Miami	L 103-109	32-12
Nov. 1	at Cleveland	L 120-128	2-2	18	MILWAUKEE	W 111-92	33-12
2	at New York	W 118-99	3-2	20	GOLDEN STATE	L 108-125	33-13
5	at Atlanta	L 97-112	3-3	21	at Memphis	W 119-95	34-13
7	at Washington	W 114-106	4-3	23	at Milwaukee	L 114-127	34-14
9	at San Antonio	W 101-99	5-3	25	at Boston	L 109-120	34-15
12	SAN ANTONIO	L 100-106	5-4	27	at Philadelphia	W 123-118	35-15
14	PHILADELPHIA	W 115-88	6-4	29	at Indiana	L 101-120	35-16
16	at Oklahoma City	L 103-105	6-5	31	SACRAMENTO	W 105-83	36-16
17	PORTLAND	W 126-109	7-5	Feb. 2	ATLANTA	L 108-113	36-17
19	UTAH	W 111-102	8-5	3	CHICAGO	W 121-117(OT)	37-17
21	at Detroit	W 99-96	9-5	7	ORLANDO	W 128-104	38-17
23	TORONTO	L 102-115	9-6	9	at Charlotte	W 107-95	39-17
25	at Sacramento	W 117-104	10-6	11	PHOENIX	W 133-102	40-17
27	at Portland	W 130-114	11-6	15	MIAMI	L 109-117	40-18
29	at Utah	L 101-120	11-7	23	at New Orleans	W 129-99	41-18
Dec. 1	at Golden State	W 132-127(2OT)	12-7	25	MINNESOTA	W 142-130	42-18
2	at Denver	W 128-110	13-7	27	INDIANA	L 108-117	42-19
5	BOSTON	W 107-106	14-7	Mar. 1	at L.A. Clipper	W 122-103	43-19
7	L.A. LAKERS	W 134-95	15-7	4	MEMPHIS	W 123-108	44-19
9	at Oklahoma City	W 102-99	16-7	6	at San Antonio	L 110-112	44-20
10	DALLAS	W 109-87	17-7	8	UTAH	L 108-115	44-21
12	BROOKLYN	W 122-118	18-7	10	at Chicago	W 115-94	45-21
14	SACRAMENTO	W 132-98	19-7	12	CLEVELAND	W 117-112	46-21
16	NEW ORLEANS	W 122-100	20-7	15	L.A. LAKERS	W 139-100	47-21
17	at Minnesota	W 111-109(OT)	21-7	17	at New Orleans	L 112-128	47-22
20	SAN ANTONIO	L 100-102	21-8	18	at Denver	W 109-105	48-22
21	at Phoenix	W 125-111	22-8	20	DENVER	W 125-124	49-22
23	at Memphis	L 109-115	22-9	24	NEW ORLEANS	W 117-107	50-22
26	PHOENIX	W 131-115	23-9	26	OKLAHOMA CITY	W 137-125	51-22
27	at Dallas	W 123-107	24-9	28	GOLDEN STATE	L 106-113	51-23
30	L.A. CLIPPERS	W 140-116	25-9	30	at Portland	L 107-117	51-24
31	NEW YORK	W 129-122	26-9	31	at Golden State	L 98-107	51-25
Jan. 2	WASHINGTON	W 101-91	27-9	Apr. 2	at Phoenix	W 123-116	52-25
5	OKLAHOMA CITY	W 118-116	28-9	5	DENVER	W 110-104	53-25
6	at Orlando	W 100-93	29-9	7	DETROIT	L 109-114	53-26
8	at Toronto	W 129-122	30-9	9	at Sacramento	W 135-128	54-26
10	CHARLOTTE	W 121-114	31-9	10	at L.A. Clippers	L 96-125	54-27
11	at Minnesota	L 105-119	31-10	12	MINNESOTA	W 123-118	55-27

>> Back to Table of Contents

Rockets All-Time Roster

All players who participated in a minimum of one regular season game are listed. Including current team members, 349 players have played for the Rockets. Another 11 players (Marqus Blakely, Marcus Cousin, Derek Fisher, Gerald Fitch, Dion Glover, Tyler Honeycutt, Alexander Johnson, Tod Murphy, Diamon Simpson, Malcolm Thomas and Royce White) were on the roster (DNP-CD, inactive list) or on the injured list and never played in a game. Information in parentheses is: round, year, team and number of selection in the NBA Draft. Capitalized names indicate active players.

Zaid Abdul-Aziz (Don Smith) #6, #35, #27

Iowa State '68 (1st, 1968, Cincinnati, 5th)

Born Apr. 7, 1946 in Brooklyn, NY; 6-9/235; With Rockets: 1972-75; 1977-78

Seasons	G	MIN	FGM-A	PCT	3FTM-A	PCT	FTM-A	PCT	—Rebounds—			AST	PF-D	ST	BL	PTS	AVG	HI
									OFF	DEF	TOT							
HOU - 4	206	4943	740-1692	.437	-	-	486-625	.778	426	1020	1750	310	488-6	119	180	1966	9.5	27
Playoffs																		
HOU - 1	6	68	12-31	.387	-	-	2-5	.400	7	10	17	3	5-0	1	3	26	4.3	14

Mark Acres #42

Oral Roberts '85 (2nd, 1985, Dallas, 40th)

Born Nov. 15, 1962 in Inglewood, CA; 6-11/225; With Rockets: 1992-93

Seasons	G	MIN	FGM-A	PCT	3FTM-A	PCT	FTM-A	PCT	—Rebounds—			AST	PF-D	ST	BL	PTS	AVG	HI
									OFF	DEF	TOT							
HOU - 1	6	23	2-9	.222	1-2	.500	1-2	.500	2	4	6	0	2-0	0	0	6	1.0	3

Charles "Bud" Acton #24

Hillsdale '66 (Undrafted)

Born Jan. 11, 1942; 6-6/210; With Rockets: 1967-68

Seasons	G	MIN	FGM-A	PCT	3FTM-A	PCT	FTM-A	PCT	—Rebounds—		AST	PF-D	ST	BL	PTS	AVG	HI
									OFF	DEF							
SD - 1	23	195	273-696	.392	-	-	199-295	.675	-	-	297	351-12	-	-	77	3.3	12

Don Adams #32, #10

Northwestern '70 (8th, 1970, ROCKETS, 120th)

Born Nov. 27, 1947 in Atlanta, GA; 6-7/210; With Rockets: 1970-72

Seasons	G	MIN	FGM-A	PCT	3FTM-A	PCT	FTM-A	PCT	—Rebounds—		AST	PF-D	ST	BL	PTS	AVG	HI
									OFF	DEF							
SD - 2	85	2415	397-976	.407	-	-	156-214	.729	-	-	589	351-12	-	-	950	11.2	3

Rick Adelman #12

Loyola Marymount '68 (7th, 1968, ROCKETS, 79th)

Born June 16, 1946 in Lynwood, CA; 6-2/179; With Rockets: 1968-70; head coach Rockets 2007-11

Seasons	G	MIN	FGM-A	PCT	3FTM-A	PCT	FTM-A	PCT	—Rebounds—		AST	PF-D	ST	BL	PTS	AVG	HI
									OFF	DEF							
SD - 2	112	2165	273-696	.392	-	-	199-295	.675	-	-	297	248-1	-	-	745	6.7	23
Playoffs																	
SD - 1	6	187	24-53	.453	-	-	22-37	.595	-	-	15	18-0	-	-	70	11.7	26

Jeff Adrien #8

Connecticut '09 (Undrafted)

Born February 10, 1986 in Naples, FL; 6-7/243; With Rockets: 2011-12

Seasons	G	MIN	FGM-A	PCT	3FTM-A	PCT	—Rebounds—						AST	PF-D	ST	BL	PTS	AVG	HI
							OFF	DEF	TOT										
HOU - 1	8	63	7-16	.438	0-0	-	7-12	.583	5	17	22	1	13-0	0	2	21	2.6	7	

Cole Aldrich #31

Kansas '10 (1st, 2010, New Orleans, 11th)

Born Oct. 31, 1988 in Burnsville, MN; 6-11/240; With Rockets: 2012-13

Seasons	G	MIN	FGM-A	PCT	3FTM-A	PCT	FTM-A	PCT	—Rebounds—			AST	PF-D	ST	BL	PTS	AVG	HI
									OFF	DEF	TOT							
HOU - 1	30	213	23-43	.535	0-0	-	4-9	.444	12	45	57	6	41-0	3	9	50	1.7	6

Rafer Alston #12

Fresno State '98 (2nd, 1998, Milwaukee, 39th)

Born July 24, 1976 in Queens, NY; 6-2/175; With Rockets: 2005-09

Seasons	G	MIN	FGM-A	PCT	3FTM-A	PCT	FTM-A	PCT	—Rebounds—		AST	PF-D	ST	BL	PTS	AVG	HI	
									OFF	DEF								
HOU - 4	267	9588	1220-3204	.381	517-1478	.350	413-566	.730	118	823	941	1519	600-6	385	50	3370	12.6	31
Playoffs																		
HOU - 2	11	435	46-122	.377	27-75	.360	14-18	.778	8	46	54	53	30-0	17	3	133	12.1	20

David Andersen #13

Australia '02 (2nd, 2002, Atlanta, 37th)

Born June 23, 1980 in Carlton, Australia; 6-11/245; With Rockets: 2009-10

Seasons	G	MIN	FGM-A	PCT	3FTM-A	PCT	FTM-A	PCT	—Rebounds—			AST	PF-D	ST	BL	PTS	AVG	HI
									OFF	DEF	TOT							
HOU - 1	63	891	147-340	.432	27-78	.346	46-67	.687	54	154	208	44	119-0	15	12	367	5.8	19

Derek Anderson #8

Kentucky '97 (1st, 1997, Cleveland, 13th)

Born July 18, 1974 in Louisville, KY; 6-5/195; With Rockets: 2005-06

Seasons	G	MIN	FGM-A	PCT	3FTM-A	PCT	FTM-A	PCT	—Rebounds—			AST	PF-D	ST	BL	PTS	AVG	HI
									OFF	DEF	TOT							
HOU - 1	20	582	68-173	.393	19-67	.284	61-73	.836	12	71	83	53	49-0	15	4	216	10.8	23

Rockets All-Time Roster

James Anderson #5

Oklahoma State '10 (1st, 2010, San Antonio, 20th)

Born March 25, 1989 in El Dorado, AR; 6-6/215; With Rockets: 2012-13

Seasons	G	MIN	FGM-A	PCT	3FTM-A	PCT	FTM-A	PCT	—Rebounds—			AST	PF-D	ST	BL	PTS	AVG	HI
									OFF	DEF	TOT							
HOU - 1	29	307	41-101	.406	16-49	.327	17-19	.895	15	43	58	33	18-0	12	3	115	4.0	14
Playoffs																		
HOU - 1	2	18	1-5	.200	0-3	.000	0-0	-	1	3	4	0	2-0	0	0	2	1.0	2

Richard Anderson #40

UC-Santa Barbara '82 (2nd, 1982, L.A. Clippers, 32nd)

Born Nov. 19, 1960 in San Pedro, CA; 6-10/240; With Rockets: 1986-88

Seasons	G	MIN	FGM-A	PCT	3FTM-A	PCT	FTM-A	PCT	—Rebounds—			AST	PF-D	ST	BL	PTS	AVG	HI
									OFF	DEF	TOT							
HOU - 2	63	365	70-165	.424	10-31	.323	26-34	.765	33	63	96	37	41-0	8	3	176	2.8	10
Playoffs																		
HOU - 1	5	5	1-3	.333	1-2	.500	2-2	1.000	1	0	1	0	1-0	0	0	5	1.0	3

RYAN ANDERSON #3

California '08 (1st, 2008, New Jersey 21st)

Born May 6, 1988 in Sacramento, CA; 6-10/240; With Rockets: 2016-17

Seasons	G	MIN	FGM-A	PCT	3FTM-A	PCT	FTM-A	PCT	—Rebounds—			AST	PF-D	ST	BL	PTS	AVG	HI
									OFF	DEF	TOT							
HOU - 1	72	2116	323-773	.418	204-506	.403	129-150	.860	112	218	330	68	142-0	31	14	979	13.6	29
Playoffs																		
HOU - 1	11	336	36-92	.391	17-60	.283	14-16	.875	15	42	57	7	24-0	4	2	103	9.4	19

Shandon Anderson #40

Georgia '96 (2nd, 1996, Utah, 54th)

Born Dec. 31, 1973 in Atlanta, GA; 6-6/210; With Rockets: 1999-2001

Seasons	G	MIN	FGM-A	PCT	3FTM-A	PCT	FTM-A	PCT	—Rebounds—			AST	PF-D	ST	BL	PTS	AVG	HI
									OFF	DEF	TOT							
HOU - 2	164	5096	631-1368	.461	125-395	.316	332-441	.753	163	554	717	428	384-0	178	72	1719	10.5	35

TREVOR ARIZA #1

UCLA '04 (2nd, 2004, New York, 43rd)

Born June 30, 1985 in Miami, FL; 6-8/210; With Rockets: 2009-10 and 2014-17

Seasons	G	MIN	FGM-A	PCT	3FTM-A	PCT	FTM-A	PCT	—Rebounds—		TOT	AST	PF-D	ST	BL	PTS	AVG	HI
									OFF	DEF								
HOU - 4	315	11191	1443-3566	.405	706-2016	.350	489-658	.743	276	1411	1687	848	658-0	585	103	4081	13.0	33
Playoffs																		
HOU - 3	33	1249	129-324	.398	63-185	.341	54-60	.900	33	153	186	71	92-0	57	5	375	11.4	23

Hilton Armstrong #3

Connecticut '06 (1st, 2006, New Orleans/Okla. City, 12th)

Born Nov. 23, 1984 in Peekskill, NY; 6-11/235; With Rockets: 2009-10

Seasons	G	MIN	FGM-A	PCT	3FTM-A	PCT	FTM-A	PCT	—Rebounds—			AST	PF-D	ST	BL	PTS	AVG	HI
									OFF	DEF	TOT							
HOU - 1	9	40	5-17	.294	0-1	.000	0-2	.000	5	1	6	3	10-0	5	0	10	1.1	2

Ron Artest (Metta World Peace) #96

St. John's '99 (1st, 1999, Chicago, 16th)

Born Nov. 13, 1979 in Queensbridge, NY; 6-7/260; With Rockets: 2008-09

Seasons	G	MIN	FGM-A	PCT	3FTM-A	PCT	FTM-A	PCT	—Rebounds—			AST	PF-D	ST	BL	PTS	AVG	HI
									OFF	DEF	TOT							
HOU - 1	69	2452	416-1037	.401	153-383	.399	196-262	.748	65	294	359	229	155-2	105	24	1181	17.1	32
Playoffs																		
HOU - 1	13	488	80-203	.394	23-83	.277	20-28	.714	12	44	56	54	27-0	14	3	203	15.6	27

Omer Asik #3

Turkey '08 (2nd, 2008, Portland, 36th)

Born July 4, 1986 in Bursa, Turkey; 7-0/255; With Rockets: 2012-14

Seasons	G	MIN	FGM-A	PCT	3FTM-A	PCT	FTM-A	PCT	—Rebounds—		TOT	AST	PF-D	ST	BL	PTS	AVG	HI
									OFF	DEF								
HOU - 2	130	3432	433-804	.539	0-1	.	246-425	.579	376	958	1334	100	315	60	124	1112	8.6	22
Playoffs																		
HOU - 2	12	371	38-72	.528	0-0	.	33-50	.66	42	74	116	7	51	6	14	109	9.1	21

Gus Bailey #22

Texas-El Paso '74 (2nd, 1974, ROCKETS, 23rd)

Born Feb. 18, 1951 in Gibson, NC; 6-5/185; With Rockets: 1974-76

Seasons	G	MIN	FGM-A	PCT	3FTM-A	PCT	FTM-A	PCT	—Rebounds—			AST	PF-D	ST	BL	PTS	AVG	HI
									OFF	DEF	TOT							
HOU - 2	77	708	79-203	.389	-	-	34-69	.493	43	89	132	100	85-1	31	24	192	2.5	14
Playoffs																		
HOU - 1	8	116	18-36	.500	-	-	9-10	.900	6	13	19	16	12-0	6	2	45	5.6	13

James Bailey #2

Rutgers '79 (1st, 1979, Seattle, 6th)

Born May 21, 1957 in Dublin, GA; 6-9/220; With Rockets: 1982-84

Seasons	G	MIN	FGM-A	PCT	3FTM-A	PCT	FTM-A	PCT	—Rebounds—		AST	PF-D	ST	BL	PTS	AVG	HI	
									OFF	DEF								
HOU - 2	142	2889	630-1273	.495	0-2	.000	362-512	.707	272	490	762	144	453-15	75	99	1622	11.4	34

Rockets All-Time Roster

Vin Baker #42

Born Nov. 23, 1971 in Lake Wales, FL; 6-11/240; With Rockets: 2004-05

Hartford '93 (1st, 1993, Milwaukee, 8th)

Seasons	G	MIN	FGM-A	PCT	3FTM-A	PCT	FTM-A	PCT	—Rebounds—			AST	PF-D	ST	BL	PTS	AVG	HI
									OFF	DEF	TOT							
HOU - 1	3	13	0-4	.000	0-0	.000	2-2	1.000	0	2	2	1	7-0	0	0	2	0.7	2

Tom Barker #15

Born March 11, 1955 in Harlingen, TX; 6-11/230; With Rockets: 1978-79

Hawaii '76 (4th, 1976, Atlanta, 53rd)

Seasons	G	MIN	FGM-A	PCT	3FTM-A	PCT	FTM-A	PCT	—Rebounds—			AST	PF-D	ST	BL	PTS	AVG	HI
									OFF	DEF	TOT							
HOU - 1	5	16	3-6	.500	-	-	2-2	1.000	2	4	6	0	5-0	0	0	8	1.6	4

Charles Barkley #4

Born Feb. 20, 1963 in Leeds, AL; 6-6/252; With Rockets: 1996-2000

Auburn '84 (1st, 1984, Philadelphia, 5th)

Seasons	G	MIN	FGM-A	PCT	3FTM-A	PCT	FTM-A	PCT	—Rebounds—			AST	PF-D	ST	BL	PTS	AVG	HI
									OFF	DEF	TOT							
HOU - 4	183	6398	1042-2160	.482	86-340	.253	847-1189	.712	691	1544	2235	720	477-4	197	70	3017	16.5	43
Playoffs																		
HOU - 3	24	849	134-289	.464	13-47	.277	135-185	.730	82	186	268	73	76-2	30	9	416	17.3	30

Harry Barnes #30

Born July 25, 1945; 6-3/205; With Rockets: 1968-69

Northeastern '68 (4th, 1968, ROCKETS, 37th)

Seasons	G	MIN	FGM-A	PCT	3FTM-A	PCT	FTM-A	PCT	—Rebounds—			AST	PF-D	ST	BL	PTS	AVG	HI
									OFF	DEF	TOT							
SD - 1	22	126	18-64	.281	-	-	7-13	.538	-	-	26	5	25-0	-	-	43	2.0	8

Jim Barnett #33

Born July 7, 1944 in Greenville, SC; 6-4/175; With Rockets: 1967-70

Oregon '66 (1st, 1966, Boston, 8th)

Seasons	G	MIN	FGM-A	PCT	3FTM-A	PCT	FTM-A	PCT	—Rebounds—			AST	PF-D	ST	BL	PTS	AVG	HI
									OFF	DEF	TOT							
SD - 3	207	5519	1094-2547	.430	-	-	606-794	.763	-	-	822	760	563-5	-	-	2794	13.5	42
Playoffs																		
SD - 1	6	51	9-23	.391	-	-	7-8	.875	-	-	3	7	5-0	-	-	25	4.2	10

John Barnhill #30

Born March 30, 1938; 6-1/180; With Rockets: 1967-68

Tennessee State '59 (11th, 1959, St. Louis, 79th)

										— Rebounds —								
Seasons	G	MIN	FGM-A	PCT	3FTM-A	PCT	FTM-A	PCT	OFF	DEF	TOT	AST	PF-D	ST	BL	PTS	AVG	HI
SD - 1	75	1883	295-700	.421	-	-	154-234	.658	-	-	173	259	143-1	-	-	744	9.9	26

Andre Barrett #12

Born Feb. 21, 1982 in Bronx, NY; 5-10/173; With Rockets: 2004-05

Seton Hall '04 (Undrafted)

Seasons	G	MIN	FGM-A	PCT	3FTM-A	PCT	FTM-A	PCT	—Rebounds—			AST	PF-D	ST	BL	PTS	AVG	HI
									OFF	DEF	TOT							
HOU - 1	27	314	20-69	.290	9-37	.243	7-10	.700	5	14	19	42	35-0	14	0	56	2.1	14

Brent Barry #17

Born Dec. 31, 1971 in Hempstead, NY; 6-7/210; With Rockets: 2008-09

Oregon State '95 (1st, 1995, Denver, 15th)

Seasons	G	MIN	FGM-A	PCT	3FTM-A	PCT	FTM-A	PCT	—Rebounds—		AST	PF-D	ST	BL	PTS	AVG	HI	
									OFF	DEF								
HOU - 1	56	857	70-172	.407	49-131	.374	19-20	.950	17	77	94	78	45-0	24	3	208	3.7	11
Playoffs																		
HOU - 1	4	35	5-10	.500	3-8	.375	0-0	.000	0	4	4	3	3-0	2	0	13	3.3	8

Jon Barry #20

Born July 25, 1969 in Oakland, CA; 6-5/208; With Rockets: 2004-06

Georgia Tech '92 (1st, 1992, Boston, 21st)

Seasons	G	MIN	FGM-A	PCT	3FTM-A	PCT	FTM-A	PCT	—Rebounds—			AST	PF-D	ST	BL	PTS	AVG	HI
									OFF	DEF	TOT							
HOU - 2	73	1572	155-356	.435	72-165	.436	76-87	.874	23	146	169	165	92-0	59	8	458	6.3	24
Playoffs																		
HOU - 1	7	183	21-48	.438	11-23	.478	7-8	.875	1	28	29	9	13-0	5	0	60	8.6	16

Rick Barry #2, #4

Born March 28, 1944 in Elizabeth, NJ; 6-7/220; With Rockets: 1978-80

Miami '65 (2nd, 1965, Golden State, 9th)

	—Rebounds—																	
Seasons	G	MIN	FGM-A	PCT	3FTM-A	PCT	FTM-A	PCT	OFF	DEF	TOT	AST	PF-D	ST	BL	PTS	AVG	HI
HOU - 2	152	4382	786-1771	.444	73-221	.330	303-322	.941	93	420	513	770	377-0	175	66	1948	12.8	38
Playoffs																		
HOU - 2	8	144	20-58	.345	3-12	.250	14-14	1.000	2	12	14	24	19-0	1	1	57	7.1	15

Shane Battier #31

Born Sept. 9, 1978 in Birmingham, MI; 6-8/220; With Rockets: 2006-11

Duke '01 (1st, 2001, Memphis, 6th)

Seasons	G	MIN	FGM-A	PCT	3FTM-A	PCT	FTM-A	PCT	—Rebounds—		AST	PF-D	ST	BL	PTS	AVG	HI	
									OFF	DEF								
HOU - 5	348	11912	1066-2482	.429	576-1483	.388	344-463	.743	382	1241	1623	784	766-4	310	351	3052	8.8	28
Playoffs																		
HOU - 3	26	1014	76-177	.429	48-122	.393	37-42	.881	31	74	105	49	72-0	32	21	237	9.1	23

Rockets All-Time Roster

Lonny Baxter #35

Maryland '02 (2nd, 2002, Chicago, 44th)

Born Jan. 27, 1979 in Silver Spring, MD; 6-8/261; With Rockets: 2005-06

Seasons	G	MIN	FGM-A	PCT	3FTM-A	PCT	FTM-A	PCT	—Rebounds—		AST	PF-D	ST	BL	PTS	AVG	HI
									OFF	DEF							
HOU -1	23	281	33-72	.458	3FTM-A 0-0	.000	FTM-A 16-19	.842	38	46	84	2	9	7	82	3.6	18

Michael Beasley #8

Kansas State '08 (1st, 2008, Portland, 2nd)

Born Jan. 9, 1989 in Frederick, MD; 6-9/235; With Rockets: 2015-16

Seasons	G	MIN	FGM-A	PCT	3FTM-A	PCT	FTM-A	PCT	—Rebounds—		AST	PF-D	ST	BL	PTS	AVG	HI	
									OFF	DEF								
HOU - 1	20	363	107-205	.522	3FTM-A 3-9	.333	FTM-A 38-49	.776	29	69	TOT 98	16	11	9	255	12.8	30	
Playoffs HOU - 1	5	80	22-46	.478	2-6	.333	6-7	.857	4	17	21	3	8-0	1	0	52	10.4	17

Ron Behagen #34

Minnesota '73 (1st, 1973, Kansas City-Omaha, 7th)

Born Jan. 19, 1951 in New York, NY; 6-9/235; With Rockets: 1977-78

Seasons	G	MIN	FGM-A	PCT	3FTM-A	PCT	FTM-A	PCT	—Rebounds—		AST	PF-D	ST	BL	PTS	AVG	HI
									OFF	DEF							
HOU -1	3	33	7-11	.636	-	-	0-1	.000	2	5	7	2	0	0	14	4.7	8

Elmer Bennett #6

Notre Dame '92 (2nd, 1992, Atlanta, 38th)

Born Feb. 13, 1970 in Evanston, IL; 6-0/171; With Rockets: 1996-97

Seasons	G	MIN	FGM-A	PCT	3FTM-A	PCT	FTM-A	PCT	—Rebounds—		AST	PF-D	ST	BL	PTS	AVG	HI
									OFF	DEF							
HOU -1	4	16	2-6	.333	1-3	.333	5-6	.833	0	1	1	4	1-0	2	10	2.5	4

Walter Berry #6

St. John's '86 (1st, 1986, Portland, 14th)

Born May 14, 1964 in Harlem, NY; 6-8/215; With Rockets: 1988-89

Seasons	G	MIN	FGM-A	PCT	3FTM-A	PCT	FTM-A	PCT	—Rebounds—		AST	PF-D	ST	BL	PTS	AVG	HI	
									OFF	DEF								
HOU - 1	40	799	146-270	.541	1-2	.500	57-80	.713	54	98	152	57	114-1	19	35	350	8.8	18
Playoffs HOU - 1	4	57	13-26	.500	0-0	.000	7-8	.875	3	6	9	5	8-0	2	1	33	8.3	11

Patrick Beverley #12

Arkansas '09 (2nd, 2009, L.A. Lakers, 42nd)

Born July 12, 1988 in Chicago, IL; 6-1/185; With Rockets: 2012-17

Seasons	G	MIN	FGM-A	PCT	3FTM-A	PCT	FTM-A	PCT	—Rebounds—			AST	PF-D	ST	BL	PTS	AVG	HI
									OFF	DEF	TOT							
HOU - 5	291	8289	968-2339	.414	477-1272	.375	295-386	.764	352	833	1185	980	895-11	366	118	2708	9.3	26
Playoffs HOU - 4	28	856	102-261	.391	39-112	.348	31-37	.838	49	92	141	72	100-2	28	10	274	9.8	21

Tarik Black #10

Kansas '14 (Undrafted)

Born November 22, 1991 in Memphis, TN; 6-9/257; With Rockets: 2014-15

Seasons	G	MIN	FGM-A	PCT	3FTM-A	PCT	—Rebounds—					AST	PF-D	ST	BL	PTS	AVG	HI
							OFF	DEF	TOT									
HOU - 1	25	393	45-83	.542	3FTM-A 0-1	.000	FTM-A 15-29	.517	58	69	127	8	56-1	6	2	105	4.2	11

John Block #34

Southern California '66 (3rd, 1966, L.A. Lakers, 27th)

Born April 16, 1944 in Los Angeles, CA; 6-10/220; With Rockets: 1967-71

Seasons	G	MIN	FGM-A	PCT	3FTM-A	PCT	FTM-A	PCT	—Rebounds—			AST	PF-D	ST	BL	PTS	AVG	HI
									OFF	DEF	TOT							
SD -4	285	7910	1512-3535	.428	-	-	1114-1431	.778	-	-	2325	447	906-7	-	-	4138	14.5	36
Playoffs SD -1	5	97	24-45	.533	-	-	14-18	.778	-	-	14	3	18-0	-	-	62	12.4	20

Keith Bogans #10

Kentucky '03 (2nd, 2003, Milwaukee, 43rd)

Born May 12, 1980 in Washington, DC; 6-5/215; With Rockets: 2005-06

Seasons	G	MIN	FGM-A	PCT	3FTM-A	PCT	FTM-A	PCT	—Rebounds—			AST	PF-D	ST	BL	PTS	AVG	HI
									OFF	DEF	TOT							
HOU - 1	33	1064	101-256	.395	32-102	.314	47-81	.580	26	123	149	83	89-1	32	6	281	8.5	20

Phil Bond #30

Louisville '77 (3rd, 1977, ROCKETS, 62nd)

Born July 27, 1954 in Louisville, KY; 6-2/175; With Rockets: 1977-78

Seasons	G	MIN	FGM-A	PCT	3FTM-A	PCT	FTM-A	PCT	—Rebounds—			AST	PF-D	ST	BL	PTS	AVG	HI
									OFF	DEF	TOT							
HOU -1	7	21	2-6	.333	-	-	0-0	.000	1	3	4	2	1-0	1	0	4	0.6	2

Melvin Booker #9

Missouri '94 (Undrafted)

Born Aug. 20, 1972 in Pascagoula, MS; 6-1/188; With Rockets: 1995-96

Seasons	G	MIN	FGM-A	PCT	3FTM-A	PCT	FTM-A	PCT	—Rebounds—			AST	PF-D	ST	BL	PTS	AVG	HI
									OFF	DEF	TOT							
HOU - 1	11	131	16-50	.320	3-19	.158	9-11	.818	1	8	9	21	18-0	5	1	44	4.0	9

Rockets All-Time Roster

Ryan Bowen #40

Iowa '98 (2nd, 1998, Denver, 55th)

Born Nov. 20, 1975 in Fort Madison, IA; 6-9/218; With Rockets: 2004-06

Seasons	G	MIN	FGM-A	PCT	3FTM-A	PCT	FTM-A	PCT	—Rebounds—				AST	PF-D	ST	BL	PTS	AVG	HI
									OFF	DEF	TOT								
HOU - 2	134	1256	84-235	.357	3FTM-A 6-28	.214	FTM-A 25-35	.714	52	112	164	42	146-0	44	11	199	1.5	14	
Playoffs																			
HOU - 1	7	125	8-25	.320	0-0	.000	2-3	.667	7	7	14	6	23-2	6	0	18	2.6	7	

Anthony Bowie #25

Oklahoma '86 (3rd, 1986, ROCKETS, 66th)

Born Nov. 9, 1963 in Tulsa, OK; 6-6/190; With Rockets: 1989-90

Seasons	G	MIN	FGM-A	PCT	3FTM-A	PCT	FTM-A	PCT	—Rebounds—		AST	PF-D	ST	BL	PTS	AVG	HI	
									OFF	DEF								
HOU - 1	66	918	119-293	.406	6-21	.286	40-54	.741	36	82	TOT 118	96	80-0	42	5	284	4.3	18
Playoffs																		
HOU - 1	2	4	0-1	.000	0-0	.000	0-0	.000	0	0	0	0	1-0	0	0	0	0.0	0

Earl Boykins #6

Eastern Michigan '98 (Undrafted)

Born June 2, 1976 in Cleveland, OH; 5-5/133; With Rockets: 2011-12

Seasons	G	MIN	FGM-A	PCT	3FTM-A	PCT	FTM-A	PCT	—Rebounds—			AST	PF-D	ST	BL	PTS	AVG	HI
									OFF	DEF	TOT							
HOU - 1	8	111	12-36	.333	2-9	.222	13-15	.867	0	11	11	17	5-0	1	0	39	4.9	10

Alonzo Bradley #30, #22

Texas Southern '77 (2nd, 1977, Indiana, 29th)

Born Oct. 16, 1953 in Utica, MS; 6-6/190; With Rockets: 1977-80

Seasons	G	MIN	FGM-A	PCT	3FTM-A	PCT	FTM-A	PCT	—Rebounds—			AST	PF-D	ST	BL	PTS	AVG	HI
									OFF	DEF	TOT							
HOU - 3	99	1139	184-440	.418	1-1	1.000	71-101	.703	39	112	151	74	125-1	24	7	440	4.4	20
Playoffs																		
HOU - 2	5	16	6-9	.667	1-1	1.000	3-5	.600	1	2	3	1	2-0	1	0	16	3.2	7

Torraye Braggs #32

Xavier '98 (2nd, 1998, Utah, 57th)

Born May 15, 1976 in Fresno, CA; 6-8/245; With Rockets: 2003-05

Seasons	G	MIN	FGM-A	PCT	3FTM-A	PCT	—Rebounds—						AST	PF-D	ST	BL	PTS	AVG	HI
							OFF	DEF	TOT	FTM-A	PCT								
HOU - 2	18	156	16-35	.457	0-0	.000	8-12	.667	22	24	46	6	25-0	4	2	40	2.2	6	

Tim Breaux #15

Wyoming '92 (Undrafted)

Born Sept. 19, 1970 in Baton Rouge, LA; 6-7/215; With Rockets: 1994-96

Seasons	G	MIN	FGM-A	PCT	3FTM-A	PCT	FTM-A	PCT	— Rebounds —			AST	PF-D	ST	BL	PTS	AVG	HI
									OFF	DEF	TOT							
HOU - 2	96	910	104-282	.369	21-71	.296	60-94	.638	38	56	94	39	67-0	22	12	289	3.0	17

Corey Brewer #33

Florida '06 (1st, Minnesota, 7th)

Born Mar. 5, 1986 in Portland, TN; 6-9/185; With Rockets: 2014-17

Seasons	G	MIN	FGM-A	PCT	3FTM-A	PCT	FTM-A	PCT	—Rebounds—			AST	PF-D	ST	BL	PTS	AVG	HI
									OFF	DEF	TOT							
HOU - 3	196	3999	555-1359	.408	138-512	.270	250-332	.753	111	405	516	265	383-2	181	45	1498	7.6	26
Playoffs																		
HOU - 2	22	505	79-194	.407	13-52	.250	42-63	.667	14	40	54	27	61-0	11	5	213	9.7	22

Ronnie Brewer #10

Arkansas '06 (1st, Utah, 14th)

Born Mar. 20, 1985 in Portland, OR; 6-7/235; With Rockets: 2013-14

Seasons	G	MIN	FGM-A	PCT	3FTM-A	PCT	FTM-A	PCT	—Rebounds—			AST	PF-D	ST	BL	PTS	AVG	HI
									OFF	DEF	TOT							
HOU - 1	23	158	3-15	.2	1-8	.125	0-2	.	2	12	14	10	4	6	1	7	0.3	3

Tyrone Britt #31

Johnson C. Smith [NC] '67 (Undrafted)

Born April 18, 1944; 6-5/200; With Rockets: 1967-68

Seasons	G	MIN	FGM-A	PCT	3FTM-A	PCT	FTM-A	PCT	—Rebounds—			AST	PF-D	ST	BL	PTS	AVG	HI
									OFF	DEF	TOT							
SD - 1	11	84	13-34	.382	-	-	2-3	.667	-	-	15	12	10-0	-	-	28	2.5	8

Aaron Brooks #0

Oregon '07 (1st, 2007, ROCKETS, 26th)

Born Jan. 14, 1985 in Seattle, WA; 6-0/161; With Rockets: 2007-11

Seasons	G	MIN	FGM-A	PCT	3FTM-A	PCT	FTM-A	PCT	—Rebounds—			AST	PF-D	ST	BL	PTS	AVG	HI
									OFF	DEF	TOT							
HOU - 6	297	7090	1226-3002	.408	462-1251	.369	551-646	.853	135	408	543	977	570-5	175	38	3465	11.7	43
Playoffs																		
HOU - 3	25	561	98-229	.428	28-83	.337	49-62	.790	7	42	49	58	43-0	6	4	273	10.9	34

Rockets All-Time Roster

Scott Brooks #1

UC-Irvine '87 (Undrafted)

Born July 31, 1965 in French Camp, CA; 5-11/165; With Rockets: 1992-95

Seasons	G	MIN	FGM-A	PCT	3FTM-A	PCT	FTM-A	PCT	—Rebounds—			AST	PF-D	ST	BL	PTS	AVG	HI
									OFF	DEF	TOT							
HOU - 3	183	2927	360-739	.487	72-177	.407	204-241	.846	33	181	214	414	248-0	138	6	996	5.4	23
Playoffs HOU - 2	17	220	21-48	.438	6-14	.429	10-14	.714	2	10	12	34	24-0	9	0	58	3.4	10

Bobby Brown #8

Cal-State Fullerton '07 (Undrafted)

Born Sept. 24, 1984 in Los Angeles, CA; 6-2/175; With Rockets 2016-17

Seasons	G	MIN	FGM-A	PCT	3FTM-A	PCT	FTM-A	PCT	—Rebounds—			AST	PF-D	ST	BL	PTS	AVG	HI
									OFF	DEF	TOT							
HOU - 1	25	123	23-60	.383	14-35	.400	2-2	1.000	0	6	6	14	5-0	1	0	62	2.5	16
Playoffs HOU - 1	5	22	10-20	.500	5-11	.3455	0-0	--	0	2	2	1	1-0	0	0	25	5.0	11

Chucky Brown #52

North Carolina State '89 (2nd, 1989, Cleveland, 43rd)

Born Feb. 29, 1968 in New York, NY; 6-8/215; With Rockets: 1994-96

Seasons	G	MIN	FGM-A	PCT	3FTM-A	PCT	FTM-A	PCT	—Rebounds—			AST	PF-D	ST	BL	PTS	AVG	HI
									OFF	DEF	TOT							
HOU - 2	123	2833	405-729	.556	2-11	.182	142-212	.670	198	432	630	119	268-0	58	52	954	7.8	19
Playoffs HOU - 2	29	494	59-121	.488	1-2	.500	40-55	.727	26	63	89	12	63-2	12	2	159	5.5	16

Tierre Brown #10

McNeese State '01 (Undrafted)

Born June 3, 1979 in Iowa, LA; 6-2/189; With Rockets: 2001-02

Seasons	G	MIN	FGM-A	PCT	3FTM-A	PCT	FTM-A	PCT	—Rebounds—			AST	PF-D	ST	BL	PTS	AVG	HI
									OFF	DEF	TOT							
HOU - 1	40	403	49-115	.426	4-12	.333	21-28	.750	12	30	42	70	26-0	19	3	123	3.1	16

Tony Brown #35

Arkansas '82 (4th, 1982, New Jersey, 82nd)

Born July 29, 1960 in Chicago, IL; 6-6/195; With Rockets: 1988-89

Seasons	G	MIN	FGM-A	PCT	3FTM-A	PCT	FTM-A	PCT	—Rebounds—			AST	PF-D	ST	BL	PTS	AVG	HI
									OFF	DEF	TOT							
HOU - 1	14	91	14-45	.311	2-9	.222	6-8	.750	7	8	15	5	14-0	3	0	36	2.6	14

Rick Brunson #9

Temple '95 (Undrafted)

Born June 14, 1972 in Syracuse, NY; 6-4/190; With Rockets: 2005-06

Seasons	G	MIN	FGM-A	PCT	3FTM-A	PCT	FTM-A	PCT	—Rebounds—		AST	PF-D	ST	BL	PTS	AVG	HI	
									OFF	DEF								
HOU - 1	23	215	16-46	.348	5-12	.417	7-12	.583	1	19	20	33	21-0	8	1	44	1.9	10

Joe Bryant #22

LaSalle '75 (1st, 1975, Golden State, 14th)

Born Oct. 19, 1954 in Philadelphia, PA; 6-9/225; With Rockets: 1982-83

Seasons	G	MIN	FGM-A	PCT	3FTM-A	PCT	FTM-A	PCT	—Rebounds—		AST	PF-D	ST	BL	PTS	AVG	HI	
									OFF	DEF								
HOU - 1	81	2055	344-768	.448	8-36	.222	116-165	.703	88	189	277	186	258-4	82	30	812	10.0	28

Mark Bryant #2

Seton Hall '88 (1st, 1988, Portland, 21st)

Born April 25, 1965 in Glen Ridge, NJ; 6-9/245; With Rockets: 1995-96

Seasons	G	MIN	FGM-A	PCT	3FTM-A	PCT	FTM-A	PCT	—Rebounds—			AST	PF-D	ST	BL	PTS	AVG	HI
									OFF	DEF	TOT							
HOU - 1	71	1587	242-446	.543	0-2	.000	127-177	.718	131	220	351	52	234-4	31	19	611	8.6	30
Playoffs HOU - 1	8	145	21-35	.600	0-0	.000	12-15	.800	7	20	27	4	21-0	1	2	54	6.8	21

Chase Budinger #10

Arizona '09 (2nd, 2009, Detroit, 44th)

Born May 22, 1988 in San Diego, CA; 6-7/218; With Rockets: 2009-12

Seasons	G	MIN	FGM-A	PCT	3FTM-A	PCT	FTM-A	PCT	—Rebounds—			AST	PF-D	ST	BL	PTS	AVG	HI
									OFF	DEF	TOT							
HOU - 3	210	4524	736-1692	.435	269-742	.363	239-295	.810	128	590	718	289	264-0	104	36	1980	9.4	35

Matt Bullard #50

Iowa '90 (Undrafted)

Born June 5, 1967 in West Des Moines, IA; 6-10/235; With Rockets: 1990-94, 1996-2001

Seasons	G	MIN	FGM-A	PCT	3FTM-A	PCT	FTM-A	PCT	—Rebounds—			AST	PF-D	ST	BL	PTS	AVG	HI
									OFF	DEF	TOT							
HOU - 9	538	8074	1110-2630	.422	557-1432	.389	214-282	.759	250	866	1116	501	696-1	167	106	2991	5.6	28
Playoffs HOU - 5	31	309	34-83	.410	23-51	.451	16-18	.889	10	33	43	19	23-0	6	7	107	3.5	12

Rockets All-Time Roster

Adrian Caldwell #44

Lamar '89 (Undrafted)

Born July 4, 1966 in Corpus Christi, TX; 6-9/255; With Rockets: 1989-91; 1994-95

Seasons	G	MIN	FGM-A	PCT	3FTM-A	PCT	FTM-A	PCT	Rebounds		AST	PF-D	ST	BL	PTS	AVG	HI
									OFF	DEF							
HOU - 3	100	704	78-163	.479	0-1	.000	23-51	.451	80	139	219	15	31	28	179	1.8	11
Playoffs																	
HOU - 1	1	1	0-0	.000	0-0	.000	0-0	.000	0	0	0	0	0-0	0	0	0.0	0

Marcus Camby #29

Massachusetts '96 (1st, 1996, Toronto, 2nd)

Born March 22, 1974 in Hartford, CT; 6-11/235; With Rockets: 2011-12

Seasons	G	MIN	FGM-A	PCT	3FTM-A	PCT	FTM-A	PCT	Rebounds		AST	PF-D	ST	BL	PTS	AVG	HI
									OFF	DEF							
HOU - 1	19	458	61-126	.484	2-5	.400	11-26	.423	52	124	176	32	17	29	135	7.1	14

Isaiah Canaan #1

Murray State '13 (2nd, 2013, ROCKETS, 34th)

Born July 29, 1991 in Biloxi, MS; 6-0/190; With Rockets: 2013-15

Seasons	G	MIN	FGM-A	PCT	3FTM-A	PCT	FTM-A	PCT	Rebounds		AST	PF-D	ST	BL	PTS	AVG	HI
									OFF	DEF							
HOU - 2	47	621	84-218	.385	50-139	.360	37-50	.740	18	39	57	51	22	4	255	5.4	31

CLINT CAPELA #15

Switzerland '14 (1st, 2014, ROCKETS, 25th)

Born May 18, 1994 in Geneva, Switzerland; 6-10/245; With Rockets: 2014-17

Seasons	G	MIN	FGM-A	PCT	3FTM-A	PCT	FTM-A	PCT	Rebounds		AST	PF-D	ST	BL	PTS	AVG	HI
									OFF	DEF							
HOU - 3	154	3112	607-989	.614	0-1	.000	178-411	.433	382	674	1056	112	94	180	1392	9.0	24
Playoffs									OFF	DEF	TOT	AST	PF-D	ST	BL	PTS	AVG
HOU - 3	33	456	70-122	.574	0-1	.000	43-73	.562	47	111	158	19	52-0	14	39	181	5.5

Antoine Carr #55

Wichita State '83 (1st, 1983, Detroit, 8th)

Born July 23, 1961 in Oklahoma City, OK; 6-9/270; With Rockets: 1998-99

Seasons	G	MIN	FGM-A	PCT	3FTM-A	PCT	FTM-A	PCT	Rebounds		AST	PF-D	ST	BL	PTS	AVG	HI
									OFF	DEF							
HOU - 1	18	152	21-52	.404	0-1	.000	5-7	.714	9	22	31	9	31-0	1	10	47	2.6
Playoffs																	
HOU - 1	4	37	4-11	.364	0-0	.000	0-0	.000	3	4	7	4	19-1	0	1	8	2.0

DeMarre Carroll #0

Missouri '09 (1st, 2009, Memphis, 27th)

Born July 27, 1986 in Birmingham, AL; 6-8/212; With Rockets: 2010-11

Seasons	G	MIN	FGM-A	PCT	3FTM-A	PCT	FTM-A	PCT	Rebounds		AST	PF-D	ST	BL	PTS	AVG	HI
									OFF	DEF							
HOU - 1	5	11	0-3	.000	0-0	.000	0-0	.000	0	0	0	2	0-0	0	0	0.0	0

Joe Barry Carroll #2

Purdue '80 (1st, 1980, Golden State, 1st)

Born July 24, 1958 in Pine Bluff, AR; 7-1/255; With Rockets: 1987-88

Seasons	G	MIN	FGM-A	PCT	3FTM-A	PCT	FTM-A	PCT	Rebounds		AST	PF-D	ST	BL	PTS	AVG	HI
									OFF	DEF							
HOU - 1	63	1596	323-715	.452	0-1	.000	113-151	.748	110	286	396	94	37	81	759	12.0	29
Playoffs																	
HOU - 1	4	116	18-47	.383	0-0	.000	8-10	.800	8	11	19	2	12-0	3	1	44	11.0

Sam Cassell #10

Florida State '93 (1st, 1993, ROCKETS, 24th)

Born Nov. 18, 1969 in Baltimore, MD; 6-3/185; With Rockets: 1993-96

Seasons	G	MIN	FGM-A	PCT	3FTM-A	PCT	FTM-A	PCT	Rebounds		AST	PF-D	ST	BL	PTS	AVG	HI
									OFF	DEF							
HOU - 3	209	4686	704-1639	.430	162-489	.331	539-646	.834	114	419	533	875	206	25	2109	10.1	31
Playoffs																	
HOU - 3	52	1169	163-410	.398	49-134	.366	158-188	.840	28	90	118	216	148-2	48	8	533	10.3

Omri Casspi #18

Israel (1st, 2009, Sacramento, 23rd)

Born June 22, 1988 in Tel Aviv, Israel; 6-9/225; With Rockets: 2013-14

Seasons	G	MIN	FGM-A	PCT	3FTM-A	PCT	FTM-A	PCT	Rebounds		AST	PF-D	ST	BL	PTS	AVG	HI
									OFF	DEF							
HOU - 1	71	1283	173-410	.422	61-176	.347	83-122	.68	55	205	260	88	100	44	490	6.9	20

Kelvin Cato #13

Iowa State '97 (1st, 1997, Dallas, 15th)

Born Aug. 26, 1974 in Atlanta, GA; 6-11/275; With Rockets: 1999-2004

Seasons	G	MIN	FGM-A	PCT	3FTM-A	PCT	FTM-A	PCT	Rebounds		AST	PF-D	ST	BL	PTS	AVG	HI
									OFF	DEF							
HOU - 5	317	7112	764-1455	.525	0-9	.000	447-725	.617	610	1345	1955	158	176	431	1975	6.2	27
Playoffs																	
HOU - 1	5	148	13-22	.591	0-0	.000	3-7	.429	14	20	34	2	18-1	5	4	29	5.8

Rockets All-Time Roster

Derrick Chievous #3

Missouri '88 (1st, 1988, ROCKETS, 16th)

Born July 3, 1967 in Jamaica, NY; 6-7/220; With Rockets: 1988-90

Seasons	G	MIN	FGM-A	PCT	3FTM-A	PCT	FTM-A	PCT	—Rebounds—			AST	PF-D	ST	BL	PTS	AVG	HI
									OFF	DEF	TOT							
HOU - 2	122	2031	367-812	.452	8-32	.250	252-331	.761	142	189	331	104	220-1	71	15	994	8.2	27
Playoffs																		
HOU - 1	4	40	5-17	.294	0-0	.000	8-10	.800	5	1	6	2	7-0	1	1	18	4.5	10

Pete Chilcutt #32

North Carolina '91 (1st, 1991, Sacramento, 27th)

Born Sept. 14, 1968 in Sumter, SC; 6-10/232; With Rockets: 1994-96

Seasons	G	MIN	FGM-A	PCT	3FTM-A	PCT	FTM-A	PCT	—Rebounds—			AST	PF-D	ST	BL	PTS	AVG	HI
									OFF	DEF	TOT							
HOU - 2	142	1998	219-507	.432	72-184	.391	48-68	.706	157	316	473	92	182-0	44	57	558	3.9	25
Playoffs																		
HOU - 2	21	333	32-68	.471	14-37	.378	14-19	.737	17	44	61	18	39-0	7	4	92	4.4	13

E.C. Coleman #44, #12

Houston Baptist '73 (3rd, 1973, ROCKETS, 51st)

Born Sept. 25, 1950 in Flora, MS; 6-8/225; With Rockets: 1973-74, 1978-79

Seasons	G	MIN	FGM-A	PCT	3FTM-A	PCT	FTM-A	PCT	—Rebounds—		AST	PF-D	ST	BL	PTS	AVG	HI	
									OFF	DEF								
HOU - 2	64	1114	133-257	.518	-	-	48-75	.640	82	177	259	77	173-4	39	20	314	4.9	19

Jason Collier #52

Georgia Tech '00 (1st, 2000, Milwaukee, 15th)

Born Sept. 8, 1977 in Springfield, OH; 7-0/260; With Rockets: 2000-03

Seasons	G	MIN	FGM-A	PCT	3FTM-A	PCT	FTM-A	PCT	—Rebounds—			AST	PF-D	ST	BL	PTS	AVG	HI
									OFF	DEF	TOT							
HOU - 3	61	691	85-202	0.421	0-2	0	43-58	0.741	55	93	148	16	77-1	10	8	213	3.5	12

Sean Colson #20

Charlotte '98 (Undrafted)

Born July 1, 1975 in Philadelphia, PA; 6-0/175; With Rockets: 2000-01

Seasons	G	MIN	FGM-A	PCT	3FTM-A	PCT	FTM-A	PCT	—Rebounds—			AST	PF-D	ST	BL	PTS	AVG	HI
									OFF	DEF	TOT							
HOU - 1	10	30	6-19	.316	1-4	.250	2-4	.500	2	1	3	7	6-0	1	0	15	1.5	6

Lester Conner #7

Oregon State '82 (1st, 1982, Golden State, 14th)

Born Sept. 17, 1959 in Memphis, TN; 6-4/185; With Rockets: 1987-88

Seasons	G	MIN	FGM-A	PCT	3FTM-A	PCT	FTM-A	PCT	—Rebounds—			AST	PF-D	ST	BL	PTS	AVG	HI
									OFF	DEF	TOT							
HOU - 1	52	399	50-108	.463	0-7	.000	32-41	.780	20	18	38	59	31-0	38	1	132	2.5	8
Playoffs																		
HOU - 1	1	1	0-0	.000	0-0	.000	2-2	1.000	0	1	1	1	0-0	1	0	2	2.0	2

Will Conroy #12, #5

Washington '05 (Undrafted)

Born Dec. 8, 1982 in Portland, OR; 6-2/195; With Rockets: 2009-10

Seasons	G	MIN	FGM-A	PCT	3FTM-A	PCT	FTM-A	PCT	—Rebounds—			AST	PF-D	ST	BL	PTS	AVG	HI
									OFF	DEF	TOT							
HOU - 1	5	36	3-10	.300	0-3	.000	0-2	.000	0	3	3	7	5-0	0	0	6	1.2	2

Brian Cook #43

Illinois '03 (1st, 2003, L.A. Lakers, 24th)

Born Dec. 4, 1980 in Lincoln, IL; 6-9/250; With Rockets: 2008-10

Seasons	G	MIN	FGM-A	PCT	3FTM-A	PCT	FTM-A	PCT	—Rebounds—			AST	PF-D	ST	BL	PTS	AVG	HI
									OFF	DEF	TOT							
HOU - 2	24	69	12-39	.308	4-14	.286	5-7	.714	2	12	14	2	8-0	0	5	33	1.4	5
Playoffs																		
HOU - 1	6	32	4-15	.267	2-9	.222	0-0	.000	3	9	12	3	4-0	2	1	10	1.7	3

Daequan Cook #14

Ohio State '07 (1st, 2007, Philadelphia, 21st)

Born April 28, 1987 in Dayton, OH; 6-5/210; With Rockets: 2012-13

Seasons	G	MIN	FGM-A	PCT	3FTM-A	PCT	FTM-A	PCT	—Rebounds—			AST	PF-D	ST	BL	PTS	AVG	HI
									OFF	DEF	TOT							
HOU - 1	16	165	21-59	.356	11-30	.367	2-3	.667	5	13	18	10	13-0	6	2	55	3.4	18

Robert Covington #33

Tennessee State '13 (Undrafted)

Born December 14, 1990 in Bellwood, IL; 6-9/215; With Rockets: 2013-14

Seasons	G	MIN	FGM-A	PCT	3FTM-A	PCT	FTM-A	PCT	—Rebounds—			AST	PF-D	ST	BL	PTS	AVG	HI
									OFF	DEF	TOT							
HOU - 1	7	34	6-14	.429	4-11	.364	0-0	.000	2	3	5	0	3-0	2	0	16	2.3	6

Rockets All-Time Roster

Dick Cunningham #34

Murray State '68 (2nd, 1968, Phoenix, 21st)

Born July 11, 1946 in Canton, OH; 6-10/252; With Rockets: 1971-72

Seasons	G	MIN	FGM-A	PCT	3FTM-A	PCT	FTM-A	PCT	Rebounds		AST	PF-D	ST	BL	PTS	AVG	HI
									OFF	DEF							
HOU - 1	63	720	67-174	.385	-	-	37-53	.698	-	-	243	57	76-0	-	171	2.7	16

Earl Cureton #35

Detroit '80 (3rd, 1979, Philadelphia, 58th)

Born Sept. 3, 1957 in Detroit, MI; 6-9/215; With Rockets: 1993-94

Seasons	G	MIN	FGM-A	PCT	3FTM-A	PCT	FTM-A	PCT	—Rebounds—			AST	PF-D	ST	BL	PTS	AVG	HI
									OFF	DEF	TOT							
HOU - 1	2	30	2-8	.250	0-0	.000	0-2	.000	4	8	12	0	4-0	0	4	2.0	4	
Playoffs																		
HOU - 1	10	100	8-10	.800	0-0	.000	2-2	1.000	6	23	29	2	20-0	1	2	18	1.8	8

Bill Curley #15

Boston College '94 (1st, 1994, San Antonio, 22nd)

Born May 29, 1972 in Boston, MA; 6-9/245; With Rockets: 1999-2000

Seasons	G	MIN	FGM-A	PCT	3FTM-A	PCT	FTM-A	PCT	—Rebounds—			AST	PF-D	ST	BL	PTS	AVG	HI
									OFF	DEF	TOT							
HOU - 1	4	50	6-11	.545	0-0	.000	0-0	.000	4	4	8	0	10-1	2	0	12	3.0	8

Samuel Dalembert #21

Seton Hall '01 (1st, 2001, Philadelphia, 26th)

Born May 10, 1981 in Port-au-Prince, Haiti; 6-11/250; With Rockets: 2011-12

Seasons	G	MIN	FGM-A	PCT	3FTM-A	PCT	—Rebounds—						AST	PF-D	ST	BL	PTS	AVG	HI
							OFF	DEF	TOT										
HOU - 1	65	1446	200-395	.506	0-1	.000	90-113	.796	158	298	456	33	162-2	37	111	490	7.5	21	

Troy Daniels #30

Virginia Commonwealth '13 (Undrafted)

Born July 15, 1991 in Roanoke, VA; 6-4/204; With Rockets: 2013-15

Seasons	G	MIN	FGM-A	PCT	3FTM-A	PCT	FTM-A	PCT	—Rebounds—			AST	PF-D	ST	BL	PTS	AVG	HI
									OFF	DEF	TOT							
HOU - 2	22	183	30-78	.385	25-68	.368	5-10	.500	0	10	10	9	20-0	0	0	88	4.0	22
Playoffs																		
HOU - 1	4	68	9-17	.529	8-15	.533	5-5	1.000	3	6	9	1	10-0	2	0	31	7.8	17

Emanuel Davis #15

Delaware State '91 (Undrafted)

Born Aug. 27, 1968 in Philadelphia, PA; 6-5/195; With Rockets: 1996-98

Seasons	G	MIN	FGM-A	PCT	3FTM-A	PCT	FTM-A	PCT	—Rebounds—			AST	PF-D	ST	BL	PTS	AVG	HI
									OFF	DEF	TOT							
HOU - 2	58	829	87-196	.444	39-99	.394	36-45	.800	12	57	69	85	75-0	26	5	249	4.3	19

Jim Davis #30

Colorado '64 (4th, 1964, Detroit, 27th)

Born Dec. 18, 1941 in Muncie, IN; 6-9/225; With Rockets: 1971-72

Seasons	G	MIN	FGM-A	PCT	3FTM-A	PCT	FTM-A	PCT	Rebounds		AST	PF-D	ST	BL	PTS	AVG	HI
									OFF	DEF							
HOU - 1	12	180	18-54	.333	-	-	26-38	.684	-	-	44	5	18-0	-	62	5.2	16

Josh Davis #18

Wyoming '02 (Undrafted)

Born Aug. 10, 1980 in Salem, OR; 6-8/240; With Rockets: 2005-06

Seasons	G	MIN	FGM-A	PCT	3FTM-A	PCT	FTM-A	PCT	Rebounds		AST	PF-D	ST	BL	PTS	AVG	HI
									OFF	DEF							
HOU - 1	1	1	0-0	.000	0-0	.000	0-0	.000	0	0	0	0	1-0	0	0	0.0	0

Carlos Delfino #10

Argentina '03 (1st, 2003, Detroit, 25th)

Born Aug. 29, 1982 in Santa Fe, Argentina; 6-6/230; With Rockets: 2012-13

Seasons	G	MIN	FGM-A	PCT	3FTM-A	PCT	FTM-A	PCT	—Rebounds—		TOT	AST	PF-D	ST	BL	PTS	AVG	HI
									OFF	DEF								
HOU - 1	67	1689	251-620	.405	158-421	.375	48-56	.857	18	202	220	135	114-0	68	9	708	10.6	23
Playoffs																		
HOU - 1	5	120	15-40	.375	11-31	.355	4-4	1.000	1	11	12	10	10-0	3	1	45	9.0	13

Sam Dekker #7

Wisconsin '15 (1st, 2015, ROCKETS, 18th)

Born May 6, 1994 in Sheboygan, WI; 6-9/230; With Rockets: 2015-17

Seasons	G	MIN	FGM-A	PCT	3FTM-A	PCT	FTM-A	PCT	—Rebounds—			AST	PF-D	ST	BL	PTS	AVG	HI
									OFF	DEF	TOT							
HOU - 2	80	1425	203-429	.473	60-187	.321	38-68	.559	94	191	285	76	83-0	39	21	504	6.3	30
Playoffs																		
HOU - 1	4	31	3-12	.250	3-6	.500	0-0	--	5	5	10	1	2-0	1	1	9	2.3	6

Michael Dickerson #3

Arizona '98 (1st, 1998, ROCKETS, 14th)

Born June 25, 1975 in Greenville, SC; 6-5/190; With Rockets: 1998-99

Seasons	G	MIN	FGM-A	PCT	3FTM-A	PCT	FTM-A	PCT	—Rebounds—			AST	PF-D	ST	BL	PTS	AVG	HI
									OFF	DEF	TOT							
HOU - 1	50	1558	215-462	.465	71-164	.433	46-72	.639	26	57	83	95	90-0	27	11	547	10.9	31
Playoffs																		
HOU - 1	4	82	6-22	.273	3-8	.375	2-4	.500	2	2	4	3	8-0	2	3	17	4.3	11

Rockets All-Time Roster

Byron Dinkins #9

Born June 15, 1967 in Charlotte, NC; 6-2/170; With Rockets: 1989-90

North Carolina-Charlotte '89 (Undrafted)

Seasons	G	MIN	FGM-A	PCT	3FTM-A	PCT	FTM-A	PCT	—Rebounds—			AST	PF-D	ST	BL	PTS	AVG	HI
									OFF	DEF	TOT							
HOU - 1	33	362	44-109	.404	3FTM-A 1-9	.111	FTM-A 26-30	.867	13	27	40	75	30-0	19	2	115	3.5	12

Jacky Dorsey #44

Born Dec. 18, 1954 in Atlanta, GA; 6-7/230; With Rockets: 1978-79

Georgia '78 (2nd, 1976, New Orleans, 26th)

Seasons	G	MIN	FGM-A	PCT	3FTM-A	PCT	FTM-A	PCT	—Rebounds—		AST	PF-D	ST	BL	PTS	AVG	HI
									OFF	DEF	TOT						
HOU - 1	20	108	24-43	.558	-	-	8-16	.500	12	11	23	25-0	1	2	56	2.8	8
Playoffs HOU-1	1	1	0-0	.000	-	-	0-0	.000	0	0	0	0-0	0	0	0	0.0	0

Joey Dorsey #15

Born Dec. 16, 1983 in Baltimore, MD; 6-8/268; With Rockets: 2008-10, 2014-15

Memphis '08 (2nd, 2008, Portland, 33rd)

Seasons	G	MIN	FGM-A	PCT	3FTM-A	PCT	FTM-A	PCT	—Rebounds—		AST	PF-D	ST	BL	PTS	AVG	HI
									OFF	DEF	TOT						
HOU - 3	79	914	86-158	.544	0-1	.000	25-85	.294	114	191	305	169-1	28	26	197	2.5	8

Toney Douglas #15

Born March 16, 1986 in Tampa, FL; 6-2/185; With Rockets: 2012-13

Florida State '09 (1st, 2009, L.A. Lakers, 29th)

Seasons	G	MIN	FGM-A	PCT	3FTM-A	PCT	FTM-A	PCT	—Rebounds—		AST	PF-D	ST	BL	PTS	AVG	HI
									OFF	DEF	TOT						
HOU - 1	49	913	139-352	.395	61-162	.377	60-88	.682	23	67	90	103-0	40	2	399	8.1	22

Goran Dragic #3

Born May 6, 1986 in Ljubljana, Slovenia; 6-3/190; With Rockets: 2010-12

Slovenia '08 (2nd, 2008, San Antonio, 45th)

Seasons	G	MIN	FGM-A	PCT	3FTM-A	PCT	FTM-A	PCT	—Rebounds—		AST	PF-D	ST	BL	PTS	AVG	HI
									OFF	DEF	TOT						
HOU - 2	88	2130	336-725	.463	96-256	.375	177-226	.783	65	159	224	201-1	99	14	945	10.7	26

Bryce Drew #11

Born Sept. 21, 1974 in Baton Rouge, LA; 6-3/185; With Rockets: 1998-2000

Valparaiso '98 (1st, 1998, ROCKETS, 16th)

Seasons	G	MIN	FGM-A	PCT	3FTM-A	PCT	FTM-A	PCT	—Rebounds—		AST	PF-D	ST	BL	PTS	AVG	HI
									OFF	DEF	TOT						
HOU - 2	106	1734	205-542	.378	75-212	.354	53-61	.869	26	109	135	140-2	53	5	538	5.1	20
Playoffs HOU - 1	1	4	1-1	1.000	0-0	.000	0-2	.000	1	2	3	1-0	0	0	2	2.0	2

Clyde Drexler #22

Born June 22, 1962 in New Orleans, LA; 6-7/222; With Rockets: 1994-98 (#22 retired)

Houston '83 (1st, 1983, Portland, 14th)

Seasons	G	MIN	FGM-A	PCT	3FTM-A	PCT	FTM-A	PCT	—Rebounds—		AST	PF-D	ST	BL	PTS	AVG	HI
									OFF	DEF	TOT						
HOU - 4	219	8041	1446-3248	.445	363-1072	.339	900-1146	.785	388	950	1338	586-1	412	125	4155	19.0	43
Playoffs HOU - 4	51	1946	330-749	.441	82-261	.314	206-265	.777	94	238	332	157-1	88	29	948	18.6	41

Mike Dunleavy #31, #10

Born March 21, 1954 in Brooklyn, NY; 6-3/180; With Rockets: 1977-82

South Carolina '76 (6th, 1976, Philadelphia, 99th)

Seasons	G	MIN	FGM-A	PCT	3FTM-A	PCT	FTM-A	PCT	—Rebounds—		AST	PF-D	ST	BL	PTS	AVG	HI
									OFF	DEF	TOT						
HOU - 5	280	5548	896-1869	.479	37-122	.303	512-626	.818	107	352	459	626-5	213	15	2341	8.4	48
Playoffs HOU - 4	30	593	84-188	.447	6-21	.286	43-50	.860	11	40	51	78-1	19	1	217	7.2	28

John Egan #21

Born Jan. 31, 1939 in Hartford, CT; 6-0/180; With Rockets: 1970-72

Providence '61 (2nd, 1961, Detroit, 12th)

Seasons	G	MIN	FGM-A	PCT	3FTM-A	PCT	FTM-A	PCT	—Rebounds—		AST	PF-D	ST	BL	PTS	AVG	HI
									OFF	DEF	TOT						
SD/HOU - 2	74	851	69-184	.375	-	-	43-55	.782	-	-	57	105	95-0	-	181	2.4	16

Craig Ehlo #3

Born Aug. 11, 1961 in Lubbock, TX; 6-7/205; With Rockets: 1983-86

Washington State '83 (3rd, 1983, ROCKETS, 48th)

Seasons	G	MIN	FGM-A	PCT	3FTM-A	PCT	FTM-A	PCT	—Rebounds—		AST	PF-D	ST	BL	PTS	AVG	HI
									OFF	DEF	TOT						
HOU - 3	88	451	81-180	.450	3-12	.250	43-60	.717	29	51	80	61-0	25	7	208	2.4	14
Playoffs HOU - 2	13	44	9-17	.529	0-1	.000	6-7	.857	1	2	3	4-0	4	1	24	1.8	6

Rockets All-Time Roster

Mario Elie #17

American International '85 (7th, 1985, Milwaukee, 160th)

Born Nov. 26, 1963 in New York, NY; 6-5/250; With Rockets: 1993-98

Seasons	G	MIN	FGM-A	PCT	3FTM-A	PCT	FTM-A	PCT	Rebounds		TOT	AST	PF-D	ST	BL	PTS	AVG	HI
									OFF	DEF								
HOU - 5	344	9562	1128-2351	.480	352-970	.363	748-870	.860	224	699	923	1066	690-2	333	51	3356	9.8	26
Playoffs																		
HOU - 5	74	1981	206-452	.456	74-190	.389	144-174	.828	56	137	193	173	164-3	52	11	630	8.5	22

Tyler Ennis #6

Syracuse '14 (1st, 2014, Phoenix, 18th)

Born Aug. 24, 1994 in Brampton, Ontario; 6-3/194; With Rockets 2016-17

Seasons	G	MIN	FGM-A	PCT	3FTM-A	PCT	FTM-A	PCT	Rebounds		TOT	AST	PF-D	ST	BL	PTS	AVG	HI
									OFF	DEF								
HOU - 1	31	196	25-64	.391	6-16	.375	2-3	.667	4	15	19	34	29-0	6	0	58	1.9	9

Dave Feitl #5

Texas-El Paso '86 (2nd, 1986, ROCKETS, 43rd)

Born June 8, 1962 in Butler, PA; 7-0/240; With Rockets: 1986-87, 1990-91

Seasons	G	MIN	FGM-A	PCT	3FTM-A	PCT	FTM-A	PCT	Rebounds		TOT	AST	PF-D	ST	BL	PTS	AVG	HI
									OFF	DEF								
HOU - 2	114	870	140-342	.409	0-4	.000	86-115	.748	68	149	217	30	135-0	12	16	366	3.2	17
Playoffs																		
HOU - 1	6	8	0-0	.000	0-0	.000	2-2	1.000	0	1	1	0	0-0	0	0	2	0.3	2

Henry Finkel #17

Dayton '66 (2nd, 1966, L.A. Lakers, 17th)

Born April 20, 1942 in Union City, NJ; 7-0/240; With Rockets: 1967-69

Seasons	G	MIN	FGM-A	PCT	3FTM-A	PCT	FTM-A	PCT	Rebounds		TOT	AST	PF-D	ST	BL	PTS	AVG	HI
									OFF	DEF								
SD - 2	88	1448	291-603	.483	-	-	162-232	.698	-	-	482	93	228-6	-	-	744	8.5	42
Playoffs																		
SD - 1	2	12	0-3	.000	-	-	0-0	.000	-	-	7	0	3-0	-	-	0	0.0	0

Eric "Sleepy" Floyd #11, #21

Georgetown '82 (1st, 1982, New Jersey, 13th)

Born March 6, 1960 in Gastonia, NC; 6-3/175; With Rockets: 1987-93

Seasons	G	MIN	FGM-A	PCT	3FTM-A	PCT	FTM-A	PCT	Rebounds		TOT	AST	PF-D	ST	BL	PTS	AVG	HI
									OFF	DEF								
HOU - 6	439	11631	1842-4312	.427	312-933	.334	1034-1274	.812	245	859	1104	2363	808-2	470	76	5030	11.5	40
Playoffs																		
HOU - 5	22	587	92-214	.430	16-42	.381	47-63	.746	14	32	46	116	31-0	25	3	247	11.2	42

Jonny Flynn #9

Syracuse '09 (1st, 2009, Minnesota, 6th)

Born Feb. 6, 1989 in Niagara Falls, NY; 6-0/185; With Rockets: 2011-12

Seasons	G	MIN	FGM-A	PCT	3FTM-A	PCT	FTM-A	PCT	Rebounds		TOT	AST	PF-D	ST	BL	PTS	AVG	HI
									OFF	DEF								
HOU - 1	11	135	12-41	.293	2-9	.222	11-14	.786	1	7	8	28	8-0	3	1	37	3.4	8

Alton Ford #1

Houston '01 (2nd, 2001, Phoenix, 51st)

Born May 29, 1981 in Houston, TX; 6-9/280; With Rockets: 2003-04

Seasons	G	MIN	FGM-A	PCT	3FTM-A	PCT	FTM-A	PCT	Rebounds		TOT	AST	PF-D	ST	BL	PTS	AVG	HI
									OFF	DEF								
HOU - 1	9	41	6-11	.545	0-0	.000	3-6	.500	3	8	11	3	9-0	0	1	15	1.7	7

Phil Ford #1

North Carolina '78 (1st, 1978, Kansas City, 2nd)

Born Feb. 9, 1956 in Rocky Mount, NC; 6-2/186; With Rockets: 1983-85

Seasons	G	MIN	FGM-A	PCT	3FTM-A	PCT	FTM-A	PCT	Rebounds		TOT	AST	PF-D	ST	BL	PTS	AVG	HI
									OFF	DEF								
HOU - 2	106	2310	250-517	.484	2-19	.105	114-135	.844	31	133	164	471	276-7	65	9	616	5.8	18

Courtney Fortson #9

Arkansas '10 (Undrafted)

Born May 23, 1988 in Montgomery, AL; 5-11/185; With Rockets: 2011-12

Seasons	G	MIN	FGM-A	PCT	3FTM-A	PCT	FTM-A	PCT	Rebounds		TOT	AST	PF-D	ST	BL	PTS	AVG	HI
									OFF	DEF								
HOU - 1	6	49	6-20	.300	2-9	.222	4-6	.667	2	5	7	5	2-0	3	0	18	3.0	12

Richie Frahm #14

Gonzaga '00 (Undrafted)

Born Aug. 14, 1977 in Battle Ground, WA; 6-5/210; With Rockets: 2005-06

Seasons	G	MIN	FGM-A	PCT	3FTM-A	PCT	FTM-A	PCT	Rebounds		TOT	AST	PF-D	ST	BL	PTS	AVG	HI
									OFF	DEF								
HOU - 1	8	117	15-35	.429	8-22	.364	4-5	.800	0	10	10	6	8-0	1	0	42	5.3	16

Steve Francis #3

Maryland '99 (1st, 1999, Vancouver, 2nd)

Born Feb. 21, 1977 in Silver Spring, MD; 6-3/210; With Rockets: 1999-2004, 2007-09

Seasons	G	MIN	FGM-A	PCT	3FTM-A	PCT	FTM-A	PCT	Rebounds		TOT	AST	PF-D	ST	BL	PTS	AVG	HI
									OFF	DEF								
HOU - 6	384	15024	2507-5829	.430	470-1363	.345	1797-2278	.789	727	1591	2318	2411	1210-17	619	166	7281	19.0	44
Playoffs																		
HOU - 1	5	222	30-70	.429	7-17	.412	29-40	.725	6	36	42	38	18-1	7	1	96	19.2	27

Rockets All-Time Roster

World B. Free #21

Born Dec. 9, 1953 in Atlanta, GA; 6-3/190; With Rockets: 1987-88

Seasons	G	MIN	FGM-A	PCT	3FTM-A	PCT	FTM-A	PCT	—Rebounds—			AST	PF-D	ST	BL	PTS	AVG	HI
									OFF	DEF	TOT							
HOU - 1	58	682	143-350	.409	8-35	.229	80-100	.800	14	30	44	60	74-2	20	3	374	6.7	37
Playoffs																		
HOU - 1	2	12	0-2	.000	0-1	.000	0-0	.000	1	1	2	1	2-0	0	0	0	0.0	0

Reece Gaines #4

Born Jan. 7, 1981 in Madison, WI; 6-6/205; With Rockets: 2004-05

Seasons	G	MIN	FGM-A	PCT	3FTM-A	PCT	FTM-A	PCT	—Rebounds—			AST	PF-D	ST	BL	PTS	AVG	HI
									OFF	DEF	TOT							
HOU - 1	10	108	10-27	.370	3-12	.250	3-4	.750	0	11	11	3	12-0	3	0	26	2.6	11

Dave Gambee #20

Born Apr. 16, 1937; 6-6/215; With Rockets

Seasons	G	MIN	FGM-A	PCT	3FTM-A	PCT	FTM-A	PCT	—Rebounds—			AST	PF-D	ST	BL	PTS	AVG	HI
									OFF	DEF	TOT							
SD - 1	80	1755	375-853	.440	-	-	321-379	.847	-	-	464	93	253-5	-	-	1071	13.4	39

Francisco Garcia #32

Born Dec. 31, 1980 in Santo Domingo, Dominican Republic; 6-7/195; With Rockets: 2012-14

Seasons	G	MIN	FGM-A	PCT	3FTM-A	PCT	FTM-A	PCT	—Rebounds—		AST	PF-D	ST	BL	PTS	AVG	HI	
									OFF	DEF								
HOU - 3	87	1602	176-452	.433	475-1319	.360	17-30	.567	25	137	162	98	162-1	50	45	475	5.5	21
Playoffs																		
HOU - 2	8	186	24-56	.429	17-40	.425	6-9	.667	4	18	22	9	24-0	4	5	71	8.9	18

Winston Garland #22

Born Dec. 19, 1964 in Gary, IN; 6-2/175; With Rockets: 1992-93

Seasons	G	MIN	FGM-A	PCT	3FTM-A	PCT	FTM-A	PCT	—Rebounds—			AST	PF-D	ST	BL	PTS	AVG	HI
									OFF	DEF	TOT							
HOU - 1	66	1004	152-343	.443	6-13	.462	81-89	.910	32	76	108	138	116-0	39	4	391	5.9	16
Playoffs																		
HOU - 1	12	246	30-74	.405	0-1	.000	17-17	1.000	6	27	33	31	27-1	16	0	77	6.4	14

Calvin Garrett #00

Born July 11, 1956 in Parsons, TN; 6-7/195; With Rockets: 1980-83

Seasons	G	MIN	FGM-A	PCT	3FTM-A	PCT	FTM-A	PCT	—Rebounds—			AST	PF-D	ST	BL	PTS	AVG	HI
									OFF	DEF	TOT							
HOU - 3	125	2530	297-668	.445	4-14	.286	69-90	.767	115	250	365	211	265-0	82	16	667	5.3	22
Playoffs																		
HOU - 2	14	118	9-22	.409	0-1	.000	7-8	.875	3	12	15	6	10-0	5	1	25	1.8	8

Dick Gibbs #40

Born Dec. 20, 1948 in Ames, IA; 6-5/210; With Rockets: 1971-73

Seasons	G	MIN	FGM-A	PCT	3FTM-A	PCT	FTM-A	PCT	—Rebounds—			AST	PF-D	ST	BL	PTS	AVG	HI
									OFF	DEF	TOT							
HOU - 2	65	759	90-266	.338	-	-	55-66	.833	-	-	140	52	128-0	-	-	235	3.7	22

Dan Godfred #35

Born June 14, 1967 in Stillman Valley, IL; 6-10/250; With Rockets: 1991-92

Seasons	G	MIN	FGM-A	PCT	3FTM-A	PCT	FTM-A	PCT	—Rebounds—		AST	PF-D	ST	BL	PTS	AVG	HI
									OFF	DEF							
HOU - 1	1	2	0-0	.000	0-0	.000	0-0	.000	0	0	0	0	0-0	0	0	0.0	0

Eric Gordon #10

Born Dec. 25, 1988 in Indianapolis, IN; 6-4/215; With Rockets 2016-17

Seasons	G	MIN	FGM-A	PCT	3FTM-A	PCT	FTM-A	PCT	—Rebounds—			AST	PF-D	ST	BL	PTS	AVG	HI
									OFF	DEF	TOT							
HOU - 1	75	2323	412-1016	.406	246-661	.372	147-175	.840	29	172	201	188	150-0	48	41	1217	16.2	31
Playoffs																		
HOU - 1	11	358	51-121	.421	27-70	.386	13-18	.722	5	38	43	22	20-0	8	6	142	12.9	22

Andrew Goudelock #0

Born Dec. 7, 1988 in Gainesville, GA; 6-3/200; With Rockets 2015-16

Seasons	G	MIN	FGM-A	PCT	3FTM-A	PCT	FTM-A	PCT	—Rebounds—			AST	PF-D	ST	BL	PTS	AVG	HI
									OFF	DEF	TOT							
HOU - 1	8	50	9-20	.450	1-9	.111	3-4	.750	1	1	2	4	4-0	6	2	22	2.8	11
Playoffs																		
HOU - 1	2	11	3-6	.500	0-1	.000	0-0	--	0	2	2	0	0-0	0	0	6	3.0	4

Rockets All-Time Roster

Stephen Graham #9

Oklahoma State '05 (Undrafted)

Born June 11, 1982 in Wilmington, DE; 6-6/215; With Rockets: 2005-06

Seasons	G	MIN	FGM-A	PCT	3FTM-A	PCT	FTM-A	PCT	Rebounds		TOT	AST	PF-D	ST	BL	PTS	AVG	HI
									OFF	DEF								
HOU - 1	6	38	6-16	.375	1-5	.200	4-4	1.000	1	6	7	3	5-0	2	0	17	2.8	9

Devin Gray #9

Clemson '95 (Undrafted)

Born March 10, 1972 in Baltimore, MD; 6-7/240; With Rockets: 1999-2000

Seasons	G	MIN	FGM-A	PCT	3FTM-A	PCT	FTM-A	PCT	Rebounds		TOT	AST	PF-D	ST	BL	PTS	AVG	HI
									OFF	DEF								
HOU - 1	21	124	15-37	.405	0-0	.000	19-29	.655	11	14	25	5	22-0	5	3	49	2.3	6

Gerald Green #25

Gulf Shores Academy '05 (1st, 2005, Boston, 18th)

Born Jan. 26, 1986 in Houston, TX; 6-8/200; With Rockets: 2007-08

Seasons	G	MIN	FGM-A	PCT	3FTM-A	PCT	FTM-A	PCT	Rebounds		TOT	AST	PF-D	ST	BL	PTS	AVG	HI
									OFF	DEF								
HOU - 1	1	4	3-3	1.000	0-0	.000	0-0	.000	2	0	2	0	2-0	0	0	6	6.0	6

Johnny Green #24

Michigan State '59 (1st, 1959, New York, 6th)

Born Dec. 8, 1933 in Dayton, OH; 6-6/210; With Rockets: 1967-68

Seasons	G	MIN	FGM-A	PCT	3FTM-A	PCT	FTM-A	PCT	Rebounds		TOT	AST	PF-D	ST	BL	PTS	AVG	HI
									OFF	DEF								
SD - 1	42	1073	241-526	.458	-	-	100-212	.472	-	-	423	59	112-3	-	-	582	13.9	35

Adrian Griffin #7

Seton Hall '96 (Undrafted)

Born July 4, 1974 in Wichita, KS; 6-5/230; With Rockets: 2003-04

Seasons	G	MIN	FGM-A	PCT	3FTM-A	PCT	FTM-A	PCT	Rebounds		TOT	AST	PF-D	ST	BL	PTS	AVG	HI
									OFF	DEF								
HOU - 1	19	133	5-18	.278	1-2	.500	0-4	.000	1	18	19	10	17-0	7	2	11	0.6	3

Eddie Griffin #33

Seton Hall '01 (1st, 2001, New Jersey, 7th)

Born May 30, 1982 in Philadelphia, PA; 6-10/220; With Rockets: 2001-03

Seasons	G	MIN	FGM-A	PCT	3FTM-A	PCT	FTM-A	PCT	Rebounds		TOT	AST	PF-D	ST	BL	PTS	AVG	HI
									OFF	DEF								
HOU - 2	150	3786	515-1344	.383	154-465	.331	122-180	.678	255	622	877	139	253-2	69	245	1306	8.7	25

Matt Guokas #11

St. Joseph's [PA] '66 (1st, 1966, Philadelphia, 9th)

Born Feb. 25, 1944 in Philadelphia, PA; 6-6/195; With Rockets: 1973-74

Seasons	G	MIN	FGM-A	PCT	3FTM-A	PCT	FTM-A	PCT	Rebounds		TOT	AST	PF-D	ST	BL	PTS	AVG	HI
									OFF	DEF								
HOU - 1	39	1007	93-203	.458	-	-	21-28	.750	17	43	60	133	73-1	27	14	207	5.3	14

Jordan Hamilton #5

Texas '11 (1st, 2011, Dallas, 26)

Born October 6, 1990 in Los Angeles, CA; 6-7/220; With Rockets: 2013-14

Seasons	G	MIN	FGM-A	PCT	3FTM-A	PCT	FTM-A	PCT	Rebounds		TOT	AST	PF-D	ST	BL	PTS	AVG	HI
									OFF	DEF								
HOU - 1	21	349	48-122	.393	25-69	.362	17-20	.85	9	52	61	18	36-0	13	7	138	6.6	16

Thomas Hamilton #30

Chicago King H.S. '94 (Undrafted)

Born April 3, 1975 in Chicago, IL; 7-2/330; With Rockets: 1999-2000

Seasons	G	MIN	FGM-A	PCT	3FTM-A	PCT	FTM-A	PCT	Rebounds		TOT	AST	PF-D	ST	BL	PTS	AVG	HI
									OFF	DEF								
HOU - 1	22	273	35-79	.443	0-0	.000	12-23	.522	31	59	90	15	25-0	4	14	82	3.7	12

JAMES HARDEN #13

Arizona State '09 (1st, 2009, Oklahoma City, 3rd)

Born Aug. 26, 1989 in Bellflower, CA; 6-5/220; With Rockets: 2012-17

Seasons	G	MIN	FGM-A	PCT	3FTM-A	PCT	FTM-A	PCT	Rebounds		TOT	AST	PF-D	ST	BL	PTS	AVG	HI
									OFF	DEF								
HOU - 5	395	14815	3165-7162	.442	1062-2937	.362	3431-3999	.858	356	1986	2342	2984	1007-3	670	215	10823	27.4	53
Playoffs																		
HOU - 5	45	1742	355-860	.413	117-362	.323	400-454	.881	36	215	251	321	144-2	85	20	1227	27.3	45

Montrezl Harrell #35

Louisville '15 (2nd, ROCKETS, 2015, 32nd)

Born Jan. 26, 1994 in Tarboro, North Carolina; 6-8/240; With Rockets 2015-1

Seasons	G	MIN	FGM-A	PCT	3FTM-A	PCT	FTM-A	PCT	Rebounds		TOT	AST	PF-D	ST	BL	PTS	AVG	HI
									OFF	DEF								
HOU - 2	97	1442	283-435	.651	1-8	.125	100-167	.599	106	178	284	81	174-1	31	61	667	6.9	29
Playoffs																		
HOU - 2	7	33	2-6	.333	0-1	.000	4-8	.500	1	7	8	2	8-0	0	0	8	1.1	3

Rockets All-Time Roster

Othella Harrington #32

Georgetown '96 (2nd, 1996, ROCKETS, 30th)

Born Jan. 31, 1974 in Jackson, MS; 6-9/235; With Rockets: 1996-99

Seasons	G	MIN	FGM-A	PCT	3FTM-A	PCT	FTM-A	PCT	—Rebounds—			AST	PF-D	ST	BL	PTS	AVG	HI
									OFF	DEF	TOT							
HOU - 3	156	2666	397-774	.513	0-4	.000	229-325	.705	220	431	651	57	327-3	28	74	1023	6.6	23
Playoffs																		
HOU - 3	14	80	16-28	.571	0-1	.000	15-21	.714	9	16	25	1	4-0	0	2	47	3.4	12

Mike Harris #19, #17, #33

Rice '05 (Undrafted)

Born June 15, 1983 in Hillsboro, TX; 6-6/235; With Rockets: 2007-08, 2009-11

Seasons	G	MIN	FGM-A	PCT	3FTM-A	PCT	FTM-A	PCT	—Rebounds—			AST	PF-D	ST	BL	PTS	AVG	HI
									OFF	DEF	TOT							
HOU - 3	29	257	40-87	.460	0-3	.000	15-26	.577	35	44	79	7	28-0	10	5	95	3.3	12
Playoffs																		
HOU - 1	3	9	1-2	.500	0-0	.000	1-2	.500	1	1	2	0	0-0	0	0	3	1.0	2

Steve Harris #20

Tulsa '85 (1st, 1985, ROCKETS, 19th)

Born Oct. 15, 1963 in Kansas City, MO; 6-5/195; With Rockets: 1985-88

Seasons	G	MIN	FGM-A	PCT	3FTM-A	PCT	FTM-A	PCT	—Rebounds—			AST	PF-D	ST	BL	PTS	AVG	HI
									OFF	DEF	TOT							
HOU - 3	145	1855	388-918	.423	1-14	.071	176-200	.880	108	140	248	167	181-1	66	22	953	6.6	22
Playoffs																		
HOU - 2	24	174	30-72	.417	0-1	.000	7-11	.636	8	9	17	7	18-0	7	3	67	2.8	12

Steve Hawes #10

Washington '72 (2nd, 1972, Cleveland, 24th)

Born May 26, 1950 in Seattle, WA; 6-9/220; With Rockets: 1974-76

Seasons	G	MIN	FGM-A	PCT	3FTM-A	PCT	FTM-A	PCT	—Rebounds—			AST	PF-D	ST	BL	PTS	AVG	HI
									OFF	DEF	TOT							
HOU - 2	61	948	145-292	.497	-	-	45-55	.818	85	208	293	98	105-1	36	36	335	5.5	20
Playoffs																		
HOU - 1	8	128	18-38	.474	-	-	8-9	.889	3	26	29	13	11-0	3	3	44	5.5	12

Juaquin Hawkins #1

Long Beach State '96 (Undrafted)

Born July 2, 1973 in Gardina, CA; 6-7/220 pounds; With Rockets: 2002-03

Seasons	G	MIN	FGM-A	PCT	3FTM-A	PCT	FTM-A	PCT	—Rebounds—			AST	PF-D	ST	BL	PTS	AVG	HI
									OFF	DEF	TOT							
HOU - 1	58	685	57-148	.385	10-24	.417	10-20	.500	16	62	78	47	57-0	29	6	134	2.3	14

Chuck Hayes #44

Kentucky '05 (Undrafted)

Born June 11, 1983 in San Leandro, CA; 6-6/238; With Rockets: 2005-11, 2015

Seasons	G	MIN	FGM-A	PCT	3FTM-A	PCT	FTM-A	PCT	—Rebounds—			AST	PF-D	ST	BL	PTS	AVG	HI
									OFF	DEF	TOT							
HOU - 7	426	8558	812-1568	.518	0-10	.000	234-387	.605	847	1602	2449	537	1128-5	367	186	1858	4.4	21
Playoffs																		
HOU - 3	26	478	29-49	.592	0-5	.000	2-5	.400	34	78	112	18	67-0	25	11	60	2.3	12

Elvin Hayes #11, #44

Houston '68 (1st, 1968, ROCKETS, 1st)

Born Nov. 17, 1945 in Rayville, LA; 6-9/235; With Rockets: 1968-72, 1981-84

Seasons	G	MIN	FGM-A	PCT	3FTM-A	PCT	FTM-A	PCT	—Rebounds—			AST	PF-D	ST	BL	PTS	AVG	HI
									OFF	DEF	TOT							
SD/HOU - 7	572	20782	4725-10614	.445	2-11	.182	2310-3500	.660	-	-	6974	1104	1636-16	128	213	11762	20.6	54
Playoffs																		
SD/HOU - 2	9	402	77-164	.470	0-0	.000	43-68	.632	-	-	113	8	33-0	2	10	197	21.9	31

Luther Head #2

Illinois '05 (1st, 2005, ROCKETS, 24th)

Born Nov. 26, 1982 in Chicago, IL; 6-3/185; With Rockets: 2005-09

Seasons	G	MIN	FGM-A	PCT	3FTM-A	PCT	FTM-A	PCT	—Rebounds—			AST	PF-D	ST	BL	PTS	AVG	HI
									OFF	DEF	TOT							
HOU - 4	255	6222	805-1908	.422	383-977	.392	249-325	.766	85	595	680	582	392-3	215	24	2242	8.8	30
Playoffs																		
HOU - 2	12	185	12-50	.240	6-29	.207	6-10	.600	3	18	21	12	19-1	5	3	36	3.0	8

Alvin Heggs #55

Texas '89 (Undrafted)

Born on Dec. 12, 1967 in Jacksonville, FL; 6-8/225; With Rockets 1995-96

Seasons	G	MIN	FGM-A	PCT	3FTM-A	PCT	FTM-A	PCT	—Rebounds—			AST	PF-D	ST	BL	PTS	AVG	HI
									OFF	DEF	TOT							
HOU - 1	4	14	3-5	.600	0-0	.000	2-3	.667	1	1	2	0	0-0	0	0	8	2.0	7

Gerald Henderson #9

Virginia Commonwealth '78 (3rd, 1978, San Antonio, 64th)

Born Jan. 16, 1956 in Richmond, VA; 6-2/180; With Rockets: 1991-92

Seasons	G	MIN	FGM-A	PCT	3FTM-A	PCT	FTM-A	PCT	—Rebounds—			AST	PF-D	ST	BL	PTS	AVG	HI
									OFF	DEF	TOT							
HOU - 1	8	34	4-11	.364	0-3	.000	4-6	.667	1	1	2	5	4-0	0	0	12	1.5	6

Rockets All-Time Roster

Tom Henderson #6

Hawaii '74 (1st, 1974, Atlanta, 7th)

Born Jan. 26, 1952 in Newberry, SC; 6-3/190; With Rockets: 1979-83

Seasons	G	MIN	FGM-A	PCT	3FTM-A	PCT	FTM-A	PCT	—Rebounds—		TOT	AST	PF-D	ST	BL	PTS	AVG	HI
									OFF	DEF								
HOU - 4	258	5472	581-1321	.440	0-9	.000	284-379	.749	115	307	422	1025	395-2	200	17	1446	5.6	19
Playoffs																		
HOU - 3	31	886	86-194	.443	0-2	.000	39-47	.830	24	55	79	155	63-0	24	5	211	6.8	16

Conner Henry #4

UC-Santa Barbara '86 (4th, 1986, ROCKETS, 89th)

Born July 21, 1963 in Claremont, CA; 6-7/195; With Rockets: 1986-87

Seasons	G	MIN	FGM-A	PCT	3FTM-A	PCT	—Rebounds—			AST	PF-D	ST	BL	PTS	AVG	HI		
							OFF	DEF	TOT									
HOU - 1	18	92	8-33	.242	1-11	.091	7-10	.700	0	7	7	8	7-0	3	0	24	1.3	5

Carl Herrera #7

Houston '90 (2nd, 1990, Miami, 30th)

Born Dec. 14, 1966 in Trinidad; 6-9/225; With Rockets: 1991-95

Seasons	G	MIN	FGM-A	PCT	3FTM-A	PCT	FTM-A	PCT	—Rebounds—			AST	PF-D	ST	BL	PTS	AVG	HI
									OFF	DEF	TOT							
HOU - 4	260	4989	636-1242	.512	0-5	.000	292-434	.673	380	736	1116	169	545-1	135	124	1564	6.0	22
Playoffs																		
HOU - 3	29	449	54-116	.466	0-2	.000	25-36	.694	30	60	90	11	73-2	8	5	133	4.6	12

Phil Hicks #33

Tulane '76 (2nd, 1976, ROCKETS, 27th)

Born Jan. 31, 1953 in Chicago, IL; 6-7/205; With Rockets: 1976-77

Seasons	G	MIN	FGM-A	PCT	3FTM-A	PCT	FTM-A	PCT	Rebounds		AST	PF-D	ST	BL	PTS	AVG	HI
									OFF	DEF							
HOU - 1	2	7	0-2	.000	-	-	0-0	.000	1	0	1	1-0	1	0	0	0.0	0

Jordan Hill #27

Arizona '09 (1st, 2009, New York, 8th)

Born July 27, 1987 in Newberry, SC; 6-10/235; With Rockets: 2009-12

Seasons	G	MIN	FGM-A	PCT	3FTM-A	PCT	FTM-A	PCT	—Rebounds—		AST	PF-D	ST	BL	PTS	AVG	HI	
									OFF	DEF								
HOU - 3	127	1966	299-596	.502	0-5	.000	116-171	.678	219	356	575	56	272-1	27	85	714	5.6	16

Lionel Hollins #9

Arizona State '75 (1st, 1975, Portland, 6th)

Born Oct. 19, 1953 in Arkansas City, KS; 6-3/185; With Rockets: 1984-85

Seasons	G	MIN	FGM-A	PCT	3FTM-A	PCT	FTM-A	PCT	—Rebounds—			AST	PF-D	ST	BL	PTS	AVG	HI
									OFF	DEF	TOT							
HOU - 1	80	1950	249-540	.461	3FTM-A 3-13	.231	108-136	.794	33	140	173	417	187-1	78	10	609	7.6	23
Playoffs																		
HOU - 1	5	94	8-26	.308	0-0	.000	1-1	1.000	1	8	9	18	16-1	4	0	17	3.4	6

Robert Horry #25

Alabama '92 (1st, 1992, ROCKETS, 11th)

Born Aug. 25, 1970 in Hartford, MD; 6-10/225; With Rockets: 1992-96

Seasons	G	MIN	FGM-A	PCT	3FTM-A	PCT	FTM-A	PCT	—Rebounds—			AST	PF-D	ST	BL	PTS	AVG	HI
									OFF	DEF	TOT							
HOU - 4	295	9408	1185-2653	.447	284-798	.356	455-613	.742	419	1149	1568	919	754-4	409	343	3109	10.5	40
Playoffs																		
HOU - 4	65	2301	275-627	.439	108-282	.383	127-179	.709	109	306	415	220	196-4	106	75	785	12.1	24

Dwight Howard #12

SW Atlanta Christian Academy '04 (1st, 2004, ORLANDO, 1st)

Born Dec. 8, 1985 in Atlanta, GA; 6-11/265; With Rockets: 2013-16

Seasons	G	MIN	FGM-A	PCT	3FTM-A	PCT	FTM-A	PCT	—Rebounds—			AST	PF-D	ST	BL	PTS	AVG	HI
									OFF	DEF	TOT							
HOU - 3	183	5899	1096-1823	.601	3FTM-A 3-15	200	724-1383	.523	579	1553	2132	279	596-6	157	294	2919	16.0	35
Playoffs																		
HOU - 3	28	985	189-336	.563	0-1	.000	122-267	.457	115	275	390	39	106-3	31	63	500	17.9	32

Juwan Howard #5

Michigan '94 (1st, 1994, Washington, 5th)

Born Feb. 7, 1973 in Chicago, IL; 6-9/253; With Rockets: 2004-07

Seasons	G	MIN	FGM-A	PCT	3FTM-A	PCT	FTM-A	PCT	—Rebounds—			AST	PF-D	ST	BL	PTS	AVG	HI
									OFF	DEF	TOT							
HOU - 3	221	6284	947-2065	.459	0-5	.000	406-494	.822	432	919	1351	337	583-3	110	21	2300	10.4	31
Playoffs																		
HOU - 1	7	157	14-35	.400	0-0	.000	7-11	.636	10	21	31	7	10-0	5	0	35	5.0	12

Bobby Jackson #8

Minnesota '97 (1st, 1997, Seattle, 23rd)

Born March 13, 1973 in East Spencer, NC; 6-1/185; With Rockets: 2007-08

Seasons	G	MIN	FGM-A	PCT	3FTM-A	PCT	FTM-A	PCT	—Rebounds—			AST	PF-D	ST	BL	PTS	AVG	HI
									OFF	DEF	TOT							
HOU - 1	26	498	88-210	.419	28-82	.341	24-32	.750	10	61	71	63	37-0	13	2	228	8.8	19
Playoffs																		
HOU - 1	6	138	20-70	.286	5-24	.208	7-11	.636	2	8	10	9	11-0	5	0	52	8.7	18

Rockets All-Time Roster

Jaren Jackson #12

Georgetown '89 (Undrafted)

Born on Oct. 27, 1967 in New Orleans, LA; 6-6/200; With Rockets 1995-96

Seasons	G	MIN	FGM-A	PCT	3FTM-A	PCT	FTM-A	PCT	OFF	Rebounds		TOT	AST	PF-D	ST	BL	PTS	AVG	HI
										DEF	TOT								
HOU - 1	4	33	0-8	.000	3FTM-A 0-5	PCT .000	FTM-A 8-10	PCT .800	0	3	3	0	0	5-0	1	0	8	2.0	7

Jim Jackson #21

Ohio State '92 (1st, 1992, Dallas, 4th)

Born Oct. 14, 1970 in Toledo, OH; 6-6/220; With Rockets: 2003-05

Seasons	G	MIN	FGM-A	PCT	3FTM-A	PCT	FTM-A	PCT	—Rebounds—				AST	PF-D	ST	BL	PTS	AVG	HI
									OFF	DEF	TOT								
HOU - 2	104	4109	500-1183	.423	216-552	.391	137-160	.856	62	540	602	312	294-2	109	24	1353	13.0	28	
Playoffs HOU - 1	5	221	29-73	.397	8-29	.276	8-12	.667	3	49	52	10	9-0	5	1	74	14.8	19	

Mark Jackson #31

St. John's '87 (1st, 1987, New York, 18th)

Born Apr. 1, 1965 in Brooklyn NY; 6-3/205; With Rockets: 2003-04

Seasons	G	MIN	FGM-A	PCT	3FTM-A	PCT	FTM-A	PCT	—Rebounds—			AST	PF-D	ST	BL	PTS	AVG	HI
									OFF	DEF	TOT							
HOU - 1	42	577	34-100	.340	7-41	.171	28-39	.718	10	60	70	119	41-0	17	1	103	2.5	25
Playoffs HOU - 1	5	38	1-6	.167	0-3	.000	0-0	.000	0	3	3	5	1-0	2	0	2	0.4	2

Dave Jamerson #32

Ohio '90 (1st, 1990, Miami, 15th)

Born Aug. 13, 1967 in Stow, OH; 6-5/192; With Rockets: 1990-92

Seasons	G	MIN	FGM-A	PCT	3FTM-A	PCT	FTM-A	PCT	—Rebounds—			AST	PF-D	ST	BL	PTS	AVG	HI
									OFF	DEF	TOT							
HOU - 2	85	580	122-304	.401	13-47	.277	47-54	.870	31	42	73	60	63-0	23	1	304	3.6	16
Playoffs HOU - 1	2	21	5-13	.385	0-1	.000	6-6	1.000	1	2	3	4	4-0	1	0	16	8.0	12

Henry James #21

St. Mary's [TX] '88 (Undrafted)

Born on July 29, 1965 in Centerville, AL; 6-8/220; With Rockets: 1995-96

Seasons	G	MIN	FGM-A	PCT	3FTM-A	PCT	FTM-A	PCT	—Rebounds—			AST	PF-D	ST	BL	PTS	AVG	HI
									OFF	DEF	TOT							
HOU - 1	7	58	10-24	.417	5-15	.333	5-5	1.000	3	3	6	2	13-0	0	0	30	4.3	16

Mike James #13, #7

Duquesne '98 (Undrafted)

Born June 23, 1975 in Amityville, NY; 6-2/188; With Rockets: 2004-05, 2007-08

Seasons	G	MIN	FGM-A	PCT	3FTM-A	PCT	FTM-A	PCT	—Rebounds—		TOT	AST	PF-D	ST	BL	PTS	AVG	HI
									OFF	DEF								
HOU - 2	60	1229	205-517	.397	66-181	.365	75-97	.773	23	115	138	132	104-0	42	4	551	9.2	26
Playoffs HOU - 1	7	171	29-62	.468	0-9	.000	23-24	.958	2	11	13	16	17-0	6	2	81	11.6	22

Jared Jeffries #20

Indiana '02 (1st, 2002, Washington, 11th)

Born Nov. 25, 1981 in Bloomington, IN; 6-11/240; With Rockets: 2009-11

Seasons	G	MIN	FGM-A	PCT	3FTM-A	PCT	FTM-A	PCT	—Rebounds—			AST	PF-D	ST	BL	PTS	AVG	HI
									OFF	DEF	TOT							
HOU - 2	36	470	47-120	.392	2-15	.133	19-37	.514	51	49	100	29	67-0	16	16	115	3.2	12

Chris Jent #21

Ohio State '92 (Undrafted)

Born January 11, 1970 in Orange, CA; 6-7/222; With Rockets: 1993-94

Seasons	G	MIN	FGM-A	PCT	3FTM-A	PCT	FTM-A	PCT	—Rebounds—			AST	PF-D	ST	BL	PTS	AVG	HI
									OFF	DEF	TOT							
HOU - 1	3	78	13-26	.500	4-11	.364	1-2	.500	4	11	15	7	13-1	0	0	31	10.3	15
Playoffs HOU - 1	11	62	5-20	.250	3-13	.231	0-0	.000	1	8	9	7	7-0	2	0	13	1.2	6

Alfonso "Buck" Johnson #1

Alabama '86 (1st, 1986, ROCKETS, 20th)

Born Jan. 3, 1964 in Birmingham, AL; 6-7/200; With Rockets: 1986-92

Seasons	G	MIN	FGM-A	PCT	3FTM-A	PCT	—Rebounds—										AST	PF-D	ST	BL	PTS	AVG	HI
							FTM-A	PCT	OFF	DEF	TOT												
HOU - 6	432	10562	1729-3539	.489	7-59	.119	674-912	.739	545	1020	1565	767	1216-19	368	234	4139	9.6	32					
Playoffs																							
HOU - 5	20	382	53-125	.424	0-2	.000	24-33	.727	20	28	48	29	46-0	12	5	130	6.5	16					

Avery Johnson #6

Southern '88 (Undrafted)

Born March 25, 1965 in New Orleans, LA; 5-11/180; With Rockets: 1991-92

Seasons	G	MIN	FGM-A	PCT	3FTM-A	PCT	FTM-A	PCT	—Rebounds—			AST	PF-D	ST	BL	PTS	AVG	HI
									OFF	DEF	TOT							
HOU - 1	49	772	103-222	.464	3-10	.300	42-69	.609	8	37	45	166	46-0	40	6	251	5.1	22

Rockets All-Time Roster

Eddie Johnson #8

Born May 1, 1959 in Chicago, IL; 6-7/215; With Rockets: 1996-99

Illinois '81 (2nd, 1981, Kansas City, 29th)

Seasons	G	MIN	FGM-A	PCT	3FTM-A	PCT	FTM-A	PCT	—Rebounds—			AST	PF-D	ST	BL	PTS	AVG	HI
									OFF	DEF	TOT							
HOU - 3	102	2115	334-783	.427	106-302	.351	148-177	.836	74	179	253	124	140-0	42	4	922	9.0	37
Playoffs																		
HOU - 2	21	373	57-144	.396	17-57	.298	30-32	.938	19	25	44	11	27-0	5	0	161	7.7	31

Frank Johnson #15

Born Nov. 23, 1958 in Weirsdale, FL; 6-3/185; With Rockets: 1988-89

Wake Forest '81 (1st, 1981, Washington, 11th)

Seasons	G	MIN	FGM-A	PCT	3FTM-A	PCT	FTM-A	PCT	—Rebounds—			AST	PF-D	ST	BL	PTS	AVG	HI
									OFF	DEF	TOT							
HOU - 1	67	879	109-246	.443	1-6	.167	75-93	.806	22	57	79	181	91-0	42	0	294	4.4	17
Playoffs																		
HOU - 1	4	36	2-6	.333	0-1	.000	6-10	.600	1	4	5	7	3-0	1	0	10	2.5	6

George E. Johnson #16, #6

Born June 19, 1947 in Harleton, TX; 6-11/255; With Rockets: 1972-74

Stephen F. Austin '70 (1st, 1970, Baltimore, 9th)

Seasons	G	MIN	FGM-A	PCT	3FTM-A	PCT	FTM-A	PCT	—Rebounds—			AST	PF-D	ST	BL	PTS	AVG	HI
									OFF	DEF	TOT							
HOU - 2	45	407	43-90	.478	-	-	11-21	.524	22	57	106	12	79-1	-	-	97	2.2	8

John Johnson #34, #27

Born Oct. 18, 1947 in Carthage, MS; 6-7/200; With Rockets: 1975-78

Iowa '70 (1st, 1970, Cleveland, 7th)

Seasons	G	MIN	FGM-A	PCT	3FTM-A	PCT	—Rebounds—					AST	PF-D	ST	BL	PTS	AVG	HI
							OFF	DEF	TOT									
HOU - 3	147	3234	595-1309	.455	-	-	193-263	.734	158	403	561	361	365-1	97	52	1383	9.4	30
Playoffs																		
HOU - 1	12	146	24-61	.393	-	-	10-15	.667	7	22	29	9	20-0	4	0	58	4.8	13

Lee Johnson #1

Born June 16, 1957 in Plummerville, AR; 6-11/210; With Rockets: 1980-81

East Texas State '79 (1st, 1979, ROCKETS, 17th)

Seasons	G	MIN	FGM-A	PCT	3FTM-A	PCT	FTM-A	PCT	— Rebounds —			AST	PF-D	ST	BL	PTS	AVG	HI
									OFF	DEF	TOT							
HOU - 1	10	80	7-23	.304	0-0	.000	3-5	.600	6	14	20	1	17-0	0	5	17	1.7	6

Nick Johnson #3

Born Dec. 22, 1992 in Tempe, AZ; 6-3/200; With Rockets: 2014-15.

Arizona '14 (2nd, 2014, ROCKETS, 42nd)

Seasons	G	MIN	FGM-A	PCT	3FTM-A	PCT	FTM-A	PCT	—Rebounds—			AST	PF-D	ST	BL	PTS	AVG	HI
									OFF	DEF	TOT							
HOU - 1	28	262	26-75	.347	5-21	.238	17-25	.680	13	26	39	11	34-0	7	3	74	2.6	8
Playoffs																		
HOU - 1	9	49	4-17	.235	1-7	.143	3-3	1.000	1	3	4	4	7-0	0	1	12	1.3	10

Bobby Jones #15

Born Jan. 9, 1984 in Compton, CA; 6-7/215; With Rockets: 2007-08

Washington '06 (2nd, 2006, Minnesota, 37th)

Seasons	G	MIN	FGM-A	PCT	3FTM-A	PCT	FTM-A	PCT	—Rebounds—			AST	PF-D	ST	BL	PTS	AVG	HI
									OFF	DEF	TOT							
HOU - 1	4	9	2-4	.500	0-0	.000	0-0	.000	0	1	1	0	3-0	1	0	4	1.0	2

Caldwell Jones #27

Born Aug. 4, 1950 in McGehee, AR; 6-11/225; With Rockets: 1982-84

Albany State [GA] '73 (2nd, 1973, Philadelphia, 32nd)

Seasons	G	MIN	FGM-A	PCT	3FTM-A	PCT	FTM-A	PCT	—Rebounds—		AST	PF-D	ST	BL	PTS	AVG	HI	
									OFF	DEF								
HOU - 2	163	4946	625-1310	.477	1-5	.200	326-402	.811	390	860	1250	294	613-9	92	211	1577	9.7	29

Charles Jones #27

Born April 3, 1957 in McGehee, AR; 6-9/235; With Rockets: 1994-98

Albany State [GA] '79 (8th, 1979, Phoenix, 165th)

Seasons	G	MIN	FGM-A	PCT	3FTM-A	PCT	FTM-A	PCT	—Rebounds—			AST	PF-D	ST	BL	PTS	AVG	HI
									OFF	DEF	TOT							
HOU - 4	85	553	16-37	.432	0-0	.000	6-17	.353	47	71	118	20	82-0	8	35	38	0.4	3
Playoffs																		
HOU - 4	27	258	5-14	.357	0-1	.000	6-14	.429	13	35	48	2	59-0	4	10	16	0.6	6

Dwight Jones #13

Born Feb. 27, 1952 in Houston, TX; 6-10/210; With Rockets: 1976-80

Houston '73 (1st, 1973, Atlanta, 9th)

Seasons	G	MIN	FGM-A	PCT	3FTM-A	PCT	— Rebounds —					AST	PF-D	ST	BL	PTS	AVG	HI
							OFF	DEF	TOT									
HOU - 4	258	5208	744-1629	.457	0-0	.000	405-527	.769	454	871	1325	225	692-4	153	89	1893	7.4	25
Playoffs																		
HOU - 2	14	279	35-76	.461	0-0	.000	24-29	.828	17	46	63	18	35-2	9	7	94	6.7	18

Rockets All-Time Roster

Major Jones #11

Born July 9, 1953 in McGehee, AR; 6-9/225; With Rockets: 1979-84

Albany State [GA] '76 (2nd, 1976, Portland, 20th)

Seasons	G	MIN	FGM-A	PCT	3FTM-A	PCT	FTM-A	PCT	—Rebounds—			AST	PF-D	ST	BL	PTS	AVG	HI
									OFF	DEF	TOT							
HOU - 5	327	4645	630-1298	.485	1-9	.111	253-437	.579	470	725	1195	200	565-0	124	155	1514	4.6	21
Playoffs																		
HOU - 2	18	158	21-39	.539	0-0	.000	8-14	.571	15	25	40	9	23-0	3	4	50	2.8	11

Nick Jones #12

Born March 28, 1945; 6-2/190; With Rockets: 1967-68

Oregon '67 (3rd, 1967, ROCKETS, 31st)

Seasons	G	MIN	FGM-A	PCT	3FTM-A	PCT	FTM-A	PCT	—Rebounds—			AST	PF-D	ST	BL	PTS	AVG	HI
									OFF	DEF	TOT							
SD - 1	42	603	86-232	.371	-	-	55-69	.797	-	-	67	89	84-0	-	-	227	5.4	15

Robin Jones #34

Born Feb. 2, 1954 in St. Louis, MO; 6-9/225; With Rockets: 1977-78

St. Louis '75 (Undrafted)

Seasons	G	MIN	FGM-A	PCT	3FTM-A	PCT	FTM-A	PCT	—Rebounds—			AST	PF-D	ST	BL	PTS	AVG	HI
									OFF	DEF	TOT							
HOU - 1	12	66	11-20	.550	-	-	4-10	.400	5	9	14	2	16-0	1	1	26	2.2	6

Terrence Jones #6

Born Jan. 9, 1992 in Portland, OR; 6-9/252; With Rockets: 2012-16

Kentucky '12 (1st, 2012, ROCKETS, 18th)

Seasons	G	MIN	FGM-A	PCT	3FTM-A	PCT	FTM-A	PCT	—Rebounds—			AST	PF-D	ST	BL	PTS	AVG	HI
									OFF	DEF	TOT							
HOU - 4	178	4287	753-1472	.512	74-236	.314	265-422	.628	330	694	1024	179	324-0	106	216	1845	10.4	36
Playoffs																		
HOU - 4	17	401	67-159	.421	3-19	.158	36-54	.667	29	52	81	17	31-0	8	12	173	9.1	19

Eugene "Goo" Kennedy #30

Born Aug. 23, 1949 in Charlotte, NC; 6-5/215; With Rockets: 1976-77

Texas Christian '71 (9th, 1971, Portland, 139th)

Seasons	G	MIN	FGM-A	PCT	3FTM-A	PCT	FTM-A	PCT	—Rebounds—			AST	PF-D	ST	BL	PTS	AVG	HI
									OFF	DEF	TOT							
HOU - 1	32	277	31-58	.534	-	-	3-8	.375	14	37	51	6	45-1	7	5	65	2.0	10
Playoffs																		
HOU - 1	6	35	5-10	.500	-	-	2-2	1.000	4	8	12	0	6-0	0	0	12	2.0	6

Toby Kimball #7

Born Sept. 7, 1942 in Framingham, MS; 6-8/225; With Rockets: 1967-71

Connecticut '65 (3rd, 1965, Boston, 20th)

Seasons	G	MIN	FGM-A	PCT	3FTM-A	PCT	FTM-A	PCT	—Rebounds—			AST	PF-D	ST	BL	PTS	AVG	HI
									OFF	DEF	TOT							
SD - 4	314	6921	922-2226	.414	-	-	456-849	.537	-	-	2643	394	804-11	-	-	2300	7.3	23
Playoffs																		
SD - 1	6	197	23-53	.434	-	-	13-25	.520	-	-	74	4	17-0	-	-	59	9.8	16

Brandin Knight #10

Born Dec. 16, 1981 in Livingston, NJ; 6-0/190; With Rockets: 2004-05

Pittsburgh '03 (Undrafted)

Seasons	G	MIN	FGM-A	PCT	3FTM-A	PCT	FTM-A	PCT	—Rebounds—		AST	PF-D	ST	BL	PTS	AVG	HI
									OFF	DEF							
HOU - 1	1	3	0-1	.000	0-0	.000	0-0	.000	0	0	0	1	0-0	0	0	0.0	0

Don Kojis #44

Born July 15, 1939 in Milwaukee, WI; 6-6/202; With Rockets: 1967-70;

Marquette '61 (2nd, 1961, Chicago, 21st)

Seasons	G	MIN	FGM-A	PCT	3FTM-A	PCT	FTM-A	PCT	—Rebounds—			AST	PF-D	ST	BL	PTS	AVG	HI
									OFF	DEF	TOT							
SD - 3	206	7256	1555-3527	.441	-	-	927-1250	.742	-	-	1874	468	697-12	-	-	4037	19.6	42
Playoffs																		
SD - 1	6	232	48-109	.440	-	-	25-31	.806	-	-	51	21	22-1	-	-	121	20.2	26

Kevin Kunnert #20, #44

Born Nov. 11, 1951 in Dubuque, IA; 7-0/231; With Rockets: 1973-78

Iowa '73 (1st, 1973, Chicago, 12th)

Seasons	G	MIN	FGM-A	PCT	3FTM-A	PCT	FTM-A	PCT	—Rebounds—			AST	PF-D	ST	BL	PTS	AVG	HI
									OFF	DEF	TOT							
HOU - 5	341	8699	1568-3271	.479	-	-	414-603	.687	993	1898	2891	532	1282-47	175	413	3550	10.4	31
Playoffs																		
HOU - 2	20	572	86-185	.465	-	-	29-49	.592	59	108	167	26	88-3	6	21	201	10.1	21

C.J. Kupec #25

Born Jan. 16, 1953 in Oaklawn, IL; 6-8/220; With Rockets: 1977-78

Michigan '75 (4th, 1975, L.A. Lakers, 56th)

Seasons	G	MIN	FGM-A	PCT	3FTM-A	PCT	FTM-A	PCT	—Rebounds—			AST	PF-D	ST	BL	PTS	AVG	HI
									OFF	DEF	TOT							
HOU - 1	49	626	84-197	.426	-	-	27-33	.818	27	64	91	50	54-0	10	3	195	4.0	14

Rockets All-Time Roster

Maciej Lampe #30

Poland '03 (2nd, 2003, New York, 30th)

Born Feb. 5, 1985 in Lodz, Poland; 6-11/275; With Rockets: 2005-06

Seasons	G	MIN	FGM-A	PCT	3FTM-A	PCT	FTM-A	PCT	Rebounds		AST	PF-D	ST	BL	PTS	AVG	HI
									OFF	DEF							
HOU - 1	4	12	2-7	.286	0-0	.000	0-2	.000	3	2	5	0	0-0	0	4	1.0	2

Carl Landry #14

Purdue '07 (2nd, 2007, Seattle, 31st)

Born Sept. 19, 1983 in Milwaukee, WI; 6-9/248; With Rockets: 2007-10

Seasons	G	MIN	FGM-A	PCT	3FTM-A	PCT	FTM-A	PCT	Rebounds		AST	PF-D	ST	BL	PTS	AVG	HI
									OFF	DEF							
HOU - 3	163	3593	677-1189	.569	1-4	.250	464-582	.797	342	494	836	100	410-3	71	84	1819	11.2
Playoffs																	
HOU - 2	19	346	50-96	.521	0-2	.000	31-49	.633	31	48	79	3	35-0	11	8	131	6.9

Dan Langhi #14

Vanderbilt '00 (2nd, 2000, Dallas, 31st)

Born Nov. 28, 1977 in Chicago, IL; 6-11/220; With Rockets: 2000-02

Seasons	G	MIN	FGM-A	PCT	3FTM-A	PCT	FTM-A	PCT	Rebounds		AST	PF-D	ST	BL	PTS	AVG	HI
									OFF	DEF							
HOU - 2	67	675	86-224	.384	1-5	.200	24-40	.600	35	73	108	18	41-0	15	6	197	2.9

Stu Lantz #22

Nebraska '68 (3rd, 1968, ROCKETS, 23rd)

Born July 13, 1946 in Uniontown, PA; 6-3/175; With Rockets: 1968-72

Seasons	G	MIN	FGM-A	PCT	3FTM-A	PCT	FTM-A	PCT	Rebounds		AST	PF-D	ST	BL	PTS	AVG	HI
									OFF	DEF							
SD/HOU - 4	318	10048	1817-4093	.444	-	-	1313-1634	.804	1067	1242	1067	857-7	-	-	4947	15.6	43
Playoffs																	
SD - 1	6	208	30-69	.435	-	-	21-27	.778	-	-	21	10	22-0	-	81	13.5	23

Ty Lawson #3

North Carolina '09 (1st, Minnesota, 2009, 18th)

Born Nov. 3, 1987 in Clinton, MD; 5-11/195; With Rockets: 2015-16

Seasons	G	MIN	FGM-A	PCT	3FTM-A	PCT	FTM-A	PCT	Rebounds		AST	PF-D	ST	BL	PTS	AVG	HI
									OFF	DEF							
HOU - 1	53	1176	111-287	.387	31-94	.330	56-80	.700	20	69	89	180	71-0	43	6	309	5.8

Allen Leavell #30

Oklahoma City '79 (5th, 1979, ROCKETS, 104th)

Born May 27, 1957 in Muncie, IN; 6-2/190; With Rockets: 1979-89

Seasons	G	MIN	FGM-A	PCT	3FTM-A	PCT	FTM-A	PCT	Rebounds		AST	PF-D	ST	BL	PTS	AVG	HI
									OFF	DEF							
HOU - 10	700	16248	2549-5666	.450	141-603	.234	1445-1733	.834	294	870	1164	3339	1489-9	929	120	6684	9.9
Playoffs																	
HOU - 8	63	1072	138-377	.366	13-44	.296	113-131	.863	18	62	80	203	109-2	57	8	402	6.4

Courtney Lee #5

Western Kentucky '08 (1st, 2008, Orlando, 22nd)

Born Oct. 3, 1985 in Indianapolis, IN; 6-5/200; With Rockets: 2010-12

Seasons	G	MIN	FGM-A	PCT	3FTM-A	PCT	FTM-A	PCT	Rebounds		AST	PF-D	ST	BL	PTS	AVG	HI
									OFF	DEF							
HOU - 2	139	3480	504-1156	.436	158-391	.404	166-206	.806	77	291	368	188	208-1	126	40	1332	9.6

Jeremy Lin #7

Harvard '10 (Undrafted)

Born Aug. 23, 1988 in Palo Alto, CA; 6-3/200; With Rockets: 2012-14

Seasons	G	MIN	FGM-A	PCT	3FTM-A	PCT	FTM-A	PCT	Rebounds		AST	PF-D	ST	BL	PTS	AVG	HI
									OFF	DEF							
HOU - 2	153	4684	691-1559	.443	169-486	.348	434-540	.804	66	368	434	791	371-0	202	56	1985	13.0
Playoffs																	
HOU - 2	10	261	31-85	.365	7-35	.2	15-18	.833	7	23	30	34	24-0	5	2	84	8.4

Randy Livingston #3

Louisiana State '96 (2nd, 1996, ROCKETS, 42nd)

Born April 2, 1975 in New Orleans, LA; 6-4/209; With Rockets: 1996-97

Seasons	G	MIN	FGM-A	PCT	3FTM-A	PCT	FTM-A	PCT	Rebounds		AST	PF-D	ST	BL	PTS	AVG	HI
									OFF	DEF							
HOU - 1	64	981	100-229	.437	9-22	.409	42-65	.646	32	62	94	155	107-0	39	12	251	3.9
Playoffs																	
HOU - 1	2	15	1-4	.250	1-1	1.000	0-0	.000	0	0	0	4	1-0	1	0	3	1.5

Lewis Lloyd #32

Drake '81 (4th, 1981, Golden State, 76th)

Born Feb. 22, 1959 in Philadelphia, PA; 6-6/205; With Rockets: 1983-87, 1989-90

Seasons	G	MIN	FGM-A	PCT	3FTM-A	PCT	FTM-A	PCT	Rebounds		AST	PF-D	ST	BL	PTS	AVG	HI
									OFF	DEF							
HOU - 5	297	7951	1853-3531	.525	9-43	.209	669-856	.782	402	514	916	1002	701-5	299	101	4384	14.8
Playoffs																	
HOU - 2	25	763	154-318	.484	2-5	.400	57-72	.792	49	46	95	111	59-0	23	14	367	14.7

Rockets All-Time Roster

Kyle Lowry #7

Villanova '06 (1st, 2006, Memphis, 24th)

Born March 25, 1986 in Philadelphia, PA; 6-0/205; With Rockets: 2008-12

—Rebounds—																		
Seasons	G	MIN	FGM-A	PCT	3FTM-A	PCT	FTM-A	PCT	OFF	DEF	TOT	AST	PF-D	ST	BL	PTS	AVG	HI
HOU - 4	218	6332	816-1948	.419	253-719	.352	630-774	.814	230	617	847	1212	570-0	256	55	2515	11.5	36
Playoffs																		
HOU - 1	13	254	21-63	.333	4-16	.250	23-31	.742	8	30	38	32	23-0	12	1	69	5.3	12

John Lucas Jr. #15, #5, #10

Maryland '76 (1st, 1976, ROCKETS, 1st)

Born Oct. 31, 1953 in Durham, NC; 6-3/185; With Rockets: 1976-78, 1984-86, 1989-90

Seasons	G	MIN	FGM-A	PCT	3FTM-A	PCT	FTM-A	PCT	—Rebounds—		AST	PF-D	ST	BL	PTS	AVG	HI	
									OFF	DEF								
HOU - 5	325	9680	1480-3316	.446	92-299	.308	704-903	.780	179	613	792	2358	643-1	469	37	3756	11.6	31
Playoffs																		
HOU - 2	17	582	101-219	.461	2-14	.143	40-56	.714	11	43	54	110	47-1	30	4	244	14.4	24

John Lucas III #15

Oklahoma State '05 (Undrafted)

Born Nov. 21, 1982 in Washington, DC; 5-11/165; With Rockets: 2005-07

Seasons	G	MIN	FGM-A	PCT	3FTM-A	PCT	FTM-A	PCT	—Rebounds—			AST	PF-D	ST	BL	PTS	AVG	HI
									OFF	DEF	TOT							
HOU - 2	60	490	76-192	.396	17-68	.250	15-19	.789	11	30	41	45	44-0	22	0	184	3.1	13
Playoffs																		
HOU - 1	2	8	0-1	.000	0-1	.000	0-0	.000	0	0	0	0	0-0	1	0	0	0.0	0

Tyronn Lue #10

Nebraska '98 (1st, 1998, Denver, 23rd)

Born May 3, 1977 in Mexico, MO; 6-0/178; With Rockets: 2004-05

Seasons	G	MIN	FGM-A	PCT	3FTM-A	PCT	FTM-A	PCT	—Rebounds—			AST	PF-D	ST	BL	PTS	AVG	HI
									OFF	DEF	TOT							
HOU - 1	21	479	48-122	.393	15-45	.333	14-18	.778	0	40	40	58	48-0	8	0	125	6.0	15

Scott Machado #1

Iona '12 (Undrafted)

Born June 8, 1990 in Queens, NY; 6-1/205; With Rockets: 2012-13

Seasons	G	MIN	FGM-A	PCT	3FTM-A	PCT	FTM-A	PCT	—Rebounds—		AST	PF-D	ST	BL	PTS	AVG	HI	
									OFF	DEF								
HOU - 1	6	21	3-6	.500	0-1	.000	2-2	1.000	0	1	1	6	0-0	2	0	8	1.3	2

Sam Mack #4, #5, #7

Houston '92 (Undrafted)

Born May 26, 1970 in Chicago, NY; 6-7/200; With Rockets: 1995-97, 1998-99

Seasons	G	MIN	FGM-A	PCT	3FTM-A	PCT	FTM-A	PCT	—Rebounds—		AST	PF-D	ST	BL	PTS	AVG	HI	
									OFF	DEF								
HOU - 3	108	2278	307-721	.426	146-388	.376	97-116	.836	45	201	246	169	183-0	66	18	857	7.9	38
Playoffs																		
HOU - 2	10	170	18-53	.340	12-35	.343	14-20	.700	1	17	18	8	12-0	5	0	62	6.2	20

Tito Maddox #6

Fresno State '02 (2nd, 2002, ROCKETS, 38th)

Born June 7, 1981 in Compton, CA; 6-4/190; With Rockets: 2002-03

Seasons	G	MIN	FGM-A	PCT	3FTM-A	PCT	FTM-A	PCT	—Rebounds—			AST	PF-D	ST	BL	PTS	AVG	HI
									OFF	DEF	TOT							
HOU - 1	9	35	3-12	.250	3FTM-A 0-3	.000	FTM-A 5-8	.625	1	6	7	5	4-0	3	1	11	1.2	5

Moses Malone #21, #24

Petersburg [VA] H.S. '74 (3rd, 1974, Utah Stars [ABA], 22nd)

Born March 23, 1955 in Petersburg, VA; 6-10/255; With Rockets: 1976-82 (#24 retired)

Seasons	G	MIN	FGM-A	PCT	3FTM-A	PCT	FTM-A	PCT	—Rebounds—		AST	PF-D	ST	BL	PTS	AVG	HI	
									OFF	DEF								
HOU - 6	464	17780	4047-7879	.514	1-15	.067	3024-4108	.736	3009	3950	6959	697	1317-5	433	758	11119	24.0	53
Playoffs																		
HOU - 5	45	1962	409-840	.487	0-3	.000	271-375	.723	304	393	697	61	127-0	33	81	1089	24.2	42

Matt Maloney #12

Pennsylvania '95 (Undrafted)

Born Dec. 6, 1971 in Silver Springs, MD; 6-3/200; With Rockets: 1996-99

Seasons	G	MIN	FGM-A	PCT	3FTM-A	PCT	FTM-A	PCT	—Rebounds—			AST	PF-D	ST	BL	PTS	AVG	HI
									OFF	DEF	TOT							
HOU - 3	175	4789	515-1229	.419	281-742	.379	146-182	.802	37	275	312	543	231-0	148	6	1457	8.3	24
Playoffs																		
HOU - 2	21	691	71-183	.388	48-128	.375	22-30	.733	1	26	27	68	42-0	12	5	212	10.1	26

Jack Marin #24

Duke '66 (1st, 1966, Baltimore, 5th)

Born Oct. 12, 1944 in Sharon, PA; 6-6/210; With Rockets: 1972-74

Seasons	G	MIN	FGM-A	PCT	3FTM-A	PCT	FTM-A	PCT	—Rebounds—		AST	PF-D	ST	BL	PTS	AVG	HI	
									OFF	DEF								
HOU - 2	128	4121	834-1777	.469	-	-	330-390	.846	-	-	605	412	367-6	-	-	1998	15.6	35

Rockets All-Time Roster

Kevin Martin #12

Western Carolina '04 (1st, 2004, Sacramento, 26th)

Born Feb. 1, 1983 in Zanesville, OH; 6-7/185; With Rockets: 2009-12

Seasons	G	MIN	FGM-A	PCT	3FTM-A	PCT	FTM-A	PCT	—Rebounds—		AST	PF-D	ST	BL	PTS	AVG	HI	
									OFF	DEF								
HOU - 3	144	4726	929-2158	.430	285-784	.364	925-1033	.895	50	384	434	362	270-1	131	20	3068	21.3	45

Tony Massenburg #44

Maryland '90 (2nd, 1990, San Antonio, 43rd)

Born July 13, 1967 in Sussex, VA; 6-9/250; With Rockets: 1999-00

Seasons	G	MIN	FGM-A	PCT	3FTM-A	PCT	FTM-A	PCT	—Rebounds—			AST	PF-D	ST	BL	PTS	AVG	HI
									OFF	DEF	TOT							
HOU - 1	10	109	16-36	.444	0-0	.000	14-16	.875	7	20	27	3	13-0	2	5	46	4.6	8

Cedric Maxwell #18

North Carolina-Charlotte '77 (1st, 1977, Boston, 12th)

Born Nov. 21, 1955 in Kinston, NC; 6-8/225; With Rockets: 1986-88

Seasons	G	MIN	FGM-A	PCT	3FTM-A	PCT	FTM-A	PCT	—Rebounds—			AST	PF-D	ST	BL	PTS	AVG	HI
									OFF	DEF	TOT							
HOU - 2	117	1684	183-359	.510	0-3	.000	236-306	.771	146	217	363	135	151-0	35	17	602	5.2	23
Playoffs																		
HOU - 2	14	192	19-36	.528	0-1	.000	26-35	.743	12	22	34	18	18-1	4	0	64	4.6	15

Vernon Maxwell #11

Florida '88 (2nd, 1988, Denver, 47th)

Born on Sept. 12, 1965 in Gainesville, FL; 6-5/190; With Rockets: 1989-95

Seasons	G	MIN	FGM-A	PCT	3FTM-A	PCT	FTM-A	PCT	—Rebounds—			AST	PF-D	ST	BL	PTS	AVG	HI
									OFF	DEF	TOT							
HOU - 6	402	13299	2183-5395	.405	730-2241	.326	906-1242	.729	182	1000	1182	1730	872-7	559	89	6002	14.9	51
Playoffs																		
HOU - 5	40	1476	219-575	.381	73-239	.305	71-102	.696	21	105	126	155	93-1	38	5	582	14.6	34

Tim McCormick #40

Michigan '84 (1st, 1984, Cleveland, 12th)

Born March 10, 1962 in Detroit, MI; 7-0/240; With Rockets: 1988-90

Seasons	G	MIN	FGM-A	PCT	3FTM-A	PCT	FTM-A	PCT	—Rebounds—			AST	PF-D	ST	BL	PTS	AVG	HI
									OFF	DEF	TOT							
HOU - 2	99	1373	179-380	.471	0-4	.000	97-148	.655	95	193	288	57	217-0	21	25	455	4.6	23
Playoffs																		
HOU - 2	7	74	8-16	.500	0-1	.000	9-11	.818	3	18	21	0	14-0	3	2	25	3.6	8

Paul McCracken #4

San Fernando Valley State '72 (Signed Free Agent; Jan. 28, 1973)

Born Sept. 11, 1950 in New York, NY; 6-4/180; With Rockets: 1972-74

Seasons	G	MIN	FGM-A	PCT	3FTM-A	PCT	FTM-A	PCT	— Rebounds —			AST	PF-D	ST	BL	PTS	AVG	HI
									OFF	DEF	TOT							
HOU - 2	28	318	45-93	.484	-	-	23-39	.590	-	-	57	19	35-0	-	-	113	4.0	14

Rodney McCray #22

Louisville '83 (1st, 1983, ROCKETS, 3rd)

Born Aug. 29, 1961 in Mt. Vernon, NY; 6-8/235; With Rockets: 1983-88

Seasons	G	MIN	FGM-A	PCT	3FTM-A	PCT	FTM-A	PCT	—Rebounds—			AST	PF-D	ST	BL	PTS	AVG	HI
									OFF	DEF	TOT							
HOU - 5	405	13517	1940-3720	.522	1-26	.038	1178-1544	.763	955	1763	2718	1521	955-9	338	291	5059	12.5	28
Playoffs																		
HOU - 4	39	1611	196-368	.533	0-6	.000	109-147	.742	79	179	258	201	95-0	33	32	501	12.9	24

K.J. McDaniels #32

Clemson '14 (2nd, Philadelphia, 42nd)

Born Feb. 9, 1993 in Mobile, AL; 6-6/200; With Rockets: 2014-17

Seasons	G	MIN	FGM-A	PCT	3FTM-A	PCT	FTM-A	PCT	—Rebounds—			AST	PF-D	ST	BL	PTS	AVG	HI
									OFF	DEF	TOT							
HOU - 3	76	480	65-155	.419	16-55	.291	34-42	.810	23	54	77	16	59-0	14	16	180	2.4	13
Playoffs																		
HOU - 2	4	34	4-13	.308	1-3	.333	0-0	--	1	6	7	1	3-0	0	3	9	2.3	4

Hank McDowell #8

Memphis State '81 (5th, 1981, Golden State, 102nd)

Born Nov. 13, 1959 in Memphis, TN; 6-9/215; With Rockets: 1984-86

Seasons	G	MIN	FGM-A	PCT	3FTM-A	PCT	FTM-A	PCT	—Rebounds—			AST	PF-D	ST	BL	PTS	AVG	HI
									OFF	DEF	TOT							
HOU - 2	56	336	44-84	.524	0-2	.000	24-35	.686	19	52	71	15	47-0	4	8	112	2.0	8
Playoffs																		
HOU - 1	13	33	2-7	.286	0-0	.000	5-8	.625	4	4	8	2	6-0	0	0	9	0.7	4

Jon McGlocklin #11

Indiana '65 (3rd, 1965, Cincinnati, 23rd)

Born June 10, 1943 in Franklin, IN; 6-5/205; With Rockets: 1967-68

Seasons	G	MIN	FGM-A	PCT	3FTM-A	PCT	FTM-A	PCT	—Rebounds—		AST	PF-D	ST	BL	PTS	AVG	HI	
									OFF	DEF								
SD - 1	65	1876	316-757	.417	-	-	156-180	.867	-	-	199	178	117-0	-	-	788	12.1	28

Rockets All-Time Roster

Tracy McGrady #1, #3

Mt. Zion Christian Academy '97 (1st, 1997, Toronto, 9th)

Born May 24, 1979 in Bartow, FL; 6-8/223; With Rockets: 2004-10

Seasons	G	MIN	FGM-A	PCT	3FTM-A	PCT	FTM-A	PCT	—Rebounds—		TOT	AST	PF-D	ST	BL	PTS	AVG	HI
									OFF	DEF								
HOU - 6	303	11133	2506-5962	.420	472-1464	.322	1404-1905	.737	235	1432	1667	1699	522-0	396	176	6888	22.7	48
Playoffs																		
HOU - 3	20	828	203-477	.426	31-106	.292	117-161	.727	24	118	142	139	40-0	25	21	554	27.7	40

Stan McKenzie #40

New York '66 (11th, 1966, Baltimore, 94th)

Born Oct. 6, 1944 in Miami, FL; 6-5/205; With Rockets: 1972-74

Seasons	G	MIN	FGM-A	PCT	3FTM-A	PCT	FTM-A	PCT	Rebounds		AST	PF-D	ST	BL	PTS	AVG	HI
									OFF	DEF							
HOU - 2	37	299	42-107	.393	3FTM-A	-	FTM-A	22-29	759	50	21	45-0	-	-	106	2.9	12

McCoy McLemore #18

Drake '64 (3rd, 1964, San Francisco, 25th)

Born April 3, 1942 in Houston, TX; 6-7/235; With Rockets: 1971-72

Seasons	G	MIN	FGM-A	PCT	3FTM-A	PCT	FTM-A	PCT	—Rebounds—			AST	PF-D	ST	BL	PTS	AVG	HI
									OFF	DEF	TOT							
HOU - 1	17	147	19-43	.442	-	-	9-12	.750	-	-	39	10	15-1	-	-	47	2.8	10

Eric McWilliams #22

Long Beach State '72 (3rd, 1972, ROCKETS, 37th)

Born April 18, 1950 in Denver, CO; 6-8/200; With Rockets: 1972-73

Seasons	G	MIN	FGM-A	PCT	3FTM-A	PCT	FTM-A	PCT	—Rebounds—			AST	PF-D	ST	BL	PTS	AVG	HI
									OFF	DEF	TOT							
HOU - 1	44	245	34-98	.347	-	-	18-37	.486	-	-	60	5	46-0	-	-	86	2.0	10

Cliff Meely #25

Colorado '71 (1st, 1971, ROCKETS, 7th)

Born July 10, 1947 in Rosedale, MS; 6-8/215; With Rockets: 1971-76

Seasons	G	MIN	FGM-A	PCT	3FTM-A	PCT	FTM-A	PCT	—Rebounds—		AST	PF-D	ST	BL	PTS	AVG	HI	
									OFF	DEF								
HOU - 5	298	6190	1101-2636	.418	-	-	392-584	.671	-	-	1658	389	899-25	83	102	2594	8.7	29

Pops Mensah-Bonsu #21

George Washington '06 (Undrafted)

Born Sept. 7, 1983 in London England; 6-9/235; With Rockets: 2009-10

Seasons	G	MIN	FGM-A	PCT	3FTM-A	PCT	FTM-A	PCT	—Rebounds—			AST	PF-D	ST	BL	PTS	AVG	HI
									OFF	DEF	TOT							
HOU - 1	4	13	1-4	.250	0-0	.000	3-6	.500	1	3	4	1	3-0	1	1	5	1.3	4

Joe C. Meriweather #50

Southern Illinois '75 (1st, 1975, ROCKETS, 11th)

Born Oct. 26, 1953 in Phenix City, AL; 6-10/218; With Rockets: 1975-76

Seasons	G	MIN	FGM-A	PCT	3FTM-A	PCT	FTM-A	PCT	—Rebounds—			AST	PF-D	ST	BL	PTS	AVG	HI
									OFF	DEF	TOT							
HOU - 1	81	2042	338-684	.494	-	-	154-239	.644	163	353	516	82	219-4	36	120	830	10.2	29

Larry Micheaux #40

Houston '83 (2nd, 1983, Chicago, 29th)

Born March 24, 1960 in Houston, TX; 6-9/220; With Rockets: 1984-85

Seasons	G	MIN	FGM-A	PCT	3FTM-A	PCT	FTM-A	PCT	—Rebounds—		AST	PF-D	ST	BL	PTS	AVG	HI	
									OFF	DEF								
HOU - 1	39	394	74-122	.607	0-3	.000	17-26	.654	44	55	99	17	49-0	12	14	165	4.2	14
Playoffs																		
HOU - 1	5	57	6-19	.316	0-1	.000	4-10	.400	12	9	21	0	8-0	0	2	16	3.2	9

Anthony "Pig" Miller #2, #9

Michigan State '94 (2nd, 1994, Golden State, 39th)

Born Oct. 27, 1971 in Benton Harbor, MI; 6-9/255; With Rockets: 1998-2000, 2000-01

Seasons	G	MIN	FGM-A	PCT	3FTM-A	PCT	FTM-A	PCT	—Rebounds—			AST	PF-D	ST	BL	PTS	AVG	HI
									OFF	DEF	TOT							
HOU - 3	65	728	80-157	.510	0-1	.000	40-73	.548	75	156	231	23	103-1	18	15	200	3.1	19

Brad Miller #52

Purdue '99 (Undrafted)

Born April 12, 1976 in Fort Wayne, IN; 7-0/261; With Rockets: 2010-11

Seasons	G	MIN	FGM-A	PCT	3FTM-A	PCT	FTM-A		—Rebounds—		AST	PF-D	ST	BL	PTS	AVG	HI	
							PCT	PCT	OFF	DEF								TOT
HOU - 1	60	1015	132-296	.446	40-107	.374	78-94	.830	44	178	222	145	98-0	28	21	382	6.4	23

Dirk Minniefeld #10

Kentucky '83 (2nd, 1983, Dallas, 33rd)

Born Jan. 17, 1961 in Lexington, KY; 6-3/180; With Rockets: 1986-87

Seasons	G	MIN	FGM-A	PCT	3FTM-A	PCT	FTM-A	PCT	—Rebounds—		AST	PF-D	ST	BL	PTS	AVG	HI	
									OFF	DEF								
HOU - 1	63	1478	205-440	.466	11-34	.324	61-86	.709	28	102	130	335	166-2	66	6	482	7.7	20
Playoffs																		
HOU - 1	8	27	4-8	.500	0-1	.000	6-6	1.000	2	0	2	2	8-0	1	0	14	1.8	10

Rockets All-Time Roster

Cuttino Mobley #5

Born Sept. 1, 1974 in Philadelphia, PA; 6-4/190; With Rockets: 1998-2004

Rhode Island '98 (2nd, 1998, ROCKETS, 41st)

Seasons	G	MIN	FGM-A	PCT	3FTM-A	PCT	FTM-A	PCT	—Rebounds—			AST	PF-D	ST	BL	PTS	AVG	HI
									OFF	DEF	TOT							
HOU - 6	436	16343	2654-6141	.432	672-1807	.372	1468-1750	.839	337	1424	1761	1177	991-4	526	187	7448	17.1	41
Playoffs HOU - 2	9	304	36-90	.400	10-28	.357	18-21	.857	5	23	28	25	25-0	5	3	100	11.1	21

Larry Moffett #41

Born Nov. 5, 1954 in Mobile, AL; 6-9/210; With Rockets: 1977-78

UNLV '77 (2nd, 1977, ROCKETS, 34th)

Seasons	G	MIN	FGM-A	PCT	3FTM-A	PCT	FTM-A	PCT	—Rebounds—			AST	PF-D	ST	BL	PTS	AVG	HI
									OFF	DEF	TOT							
HOU - 1	20	110	5-17	.294	-	-	6-10	.600	10	11	21	7	16-0	2	2	16	0.8	6

Paul Mokeski #54

Born Jan. 3, 1957 in Spokane, WA; 7-0/255; With Rockets: 1979-80

Kansas '79 (2nd, 1979, ROCKETS, 42nd)

Seasons	G	MIN	FGM-A	PCT	3FTM-A	PCT	—Rebounds—					AST	PF-D	ST	BL	PTS	AVG	HI
							OFF	DEF	TOT									
HOU - 1	12	113	11-33	.333	0-0	.000	7-9	.778	14	15	29	2	24-0	1	6	29	2.4	6

Otto Moore #20

Born Aug. 27, 1946 in Miami, FL; 6-11/230; With Rockets: 1972-74

Pan American '68 (1st, 1968, Detroit, 6th)

Seasons	G	MIN	FGM-A	PCT	3FTM-A	PCT	FTM-A	PCT	—Rebounds—		AST	PF-D	ST	BL	PTS	AVG	HI	
									OFF	DEF								
HOU - 2	95	3025	450-928	.485	-	-	131-219	.598	-	-	952	185	276-6	10	18	1031	10.9	30

Tracy Moore #20, #9

Born Dec. 28, 1965 in Oklahoma City, OK; 6-4/200; With Rockets: 1995-97

Tulsa '88 (Undrafted)

Seasons	G	MIN	FGM-A	PCT	3FTM-A	PCT	FTM-A	PCT	—Rebounds—			AST	PF-D	ST	BL	PTS	AVG	HI
									OFF	DEF	TOT							
HOU - 2	35	427	63-161	.391	24-73	.329	40-50	.800	21	27	48	26	35-0	7	0	190	5.4	20

Marcus Morris #2

Born Sept. 2, 1989 in Philadelphia, PA; 6-9/235; With Rockets: 2011-13

Kansas '11 (1st, 2011, ROCKETS, 14th)

Seasons	G	MIN	FGM-A	PCT	3FTM-A	PCT	FTM-A	PCT	—Rebounds—			AST	PF-D	ST	BL	PTS	AVG	HI
									OFF	DEF	TOT							
HOU - 2	71	1280	187-454	.412	76-211	.360	55-83	.663	68	167	235	50	132-1	29	18	505	7.1	24

Terence Morris #44

Born Jan. 11, 1979 in Frederick, MD; 6-9/221; With Rockets: 2001-03

Maryland '01 (2nd, 2001, Atlanta, 34th)

Seasons	G	MIN	FGM-A	PCT	3FTM-A	PCT	FTM-A	PCT	—Rebounds—			AST	PF-D	ST	BL	PTS	AVG	HI
									OFF	DEF	TOT							
HOU - 2	117	1742	193-465	.415	22-110	.200	29-42	.690	117	222	339	89	107-1	29	44	437	3.7	17

Donatas Motiejunas #20

Born Sept. 20, 1990 in Kaunas, Lithuania; 7-0/222; With Rockets: 2012-16

Lithuania '11 (1st, Minnesota; 2011, 20th)

Seasons	G	MIN	FGM-A	PCT	3FTM-A	PCT	FTM-A	PCT	—Rebounds—		AST	PF-D	ST	BL	PTS	AVG	HI	
									OFF	DEF								
HOU - 4	214	4074	671-1414	.475	110-357	.308	224-366	.612	270	578	TOT 848	236	477-5	100	70	1676	7.8	27
Playoffs HOU - 2	6	103	18-39	.462	4-9	.444	9-18	.500	11	16	27	5	11-0	4	2	49	8.2	14

Calvin Murphy #23

Born May 9, 1948 in Norwalk, CT; 5-9/165; With Rockets: 1970-83 (#23 retired)

Niagara '70 (2nd, 1970, ROCKETS, 18th)

Seasons	G	MIN	FGM-A	PCT	3FTM-A	PCT	FTM-A	PCT	—Rebounds—		TOT	AST	PF-D	ST	BL	PTS	AVG	HI
									OFF	DEF								
SD/HOU-13	1002	30607	7247-15030	.482	10-72	.139	3445-3864	.892	-	-	2103	4402	3250-53	1165	51	17949	17.9	57
Playoffs HOU - 6	51	1660	388-817	.475	4-14	.286	165-177	.932	31	47	78	213	197-4	79	4	945	18.5	42

Tracy Murray #31

Born July 25, 1971 in Los Angeles, CA; 6-7/228; With Rockets: 1994-95

UCLA '92 (1st, 1992, San Antonio, 18th)

Seasons	G	MIN	FGM-A	PCT	3FTM-A	PCT	FTM-A	PCT	—Rebounds—			AST	PF-D	ST	BL	PTS	AVG	HI
									OFF	DEF	TOT							
HOU - 1	25	203	32-80	.400	19-45	.422	5-8	.625	2	20	22	5	31-0	7	3	88	3.5	17

Dikembe Mutombo #55

Born June 25, 1966 in Kinshasa, Zaire, Africa; 7-2/260; With Rockets: 2004-09

Georgetown '91 (1st, 1991, Denver, 4th)

Seasons	G	MIN	FGM-A	PCT	3FTM-A	PCT	FTM-A	PCT	—Rebounds—		AST	PF-D	ST	BL	PTS	AVG	HI	
									OFF	DEF								
HOU - 5	267	4171	291-558	.522	0-0	.000	273-375	.728	494	958	1452	32	485-1	66	293	855	3.2	15
Playoffs HOU - 4	22	284	17-27	.630	0-0	.000	20-29	.690	27	67	94	5	35-0	4	23	54	2.5	8

Rockets All-Time Roster

Bostjan Nachbar #9

Slovenia '02 (1st, 2002, ROCKETS, 15th)

Born July 3, 1980 in Slovenj Gradec, Slovenia; 6-9/221; With Rockets: 2002-05

—Rebounds—																		
Seasons	G	MIN	FGM-A	PCT	3FTM-A	PCT	FTM-A	PCT	OFF	DEF	TOT	AST	PF-D	ST	BL	PTS	AVG	HI
HOU - 3	75	797	73-206	.354	35-94	.372	35-51	.686	15	96	111	42	115-1	17	16	216	2.9	12
Playoffs HOU - 1	6	42	4-9	.444	1-3	.333	5-5	1.000	1	5	6	2	9-0	1	0	14	2.3	5

NENÊ #42

Brazil '02 (1st, 2002, New York, 7th)

Born Sept., 13, 1982 in Sao Carlos, Brazil; 6-11/250; With Rockets 2016-17

Seasons	G	MIN	FGM-A	PCT	3FTM-A	PCT	FTM-A	PCT	—Rebounds—			AST	PF-D	ST	BL	PTS	AVG	HI
									OFF	DEF	TOT							
HOU - 1	67	1198	245-397	.617	3-9	.333	116-197	.589	95	187	282	65	163-0	56	39	609	9.1	21
Playoffs HOU - 1	9	161	36-51	.706	0-1	.000	18-31	.581	11	31	42	5	24-0	6	4	90	10.0	28

Chuck Nevitt #52

North Carolina State '82 (3rd, 1982, ROCKETS, 63rd)

Born June 13, 1959 in Cortez, CO; 7-5/237; With Rockets: 1982-83, 1988-90

Seasons	G	MIN	FGM-A	PCT	3FTM-A	PCT	FTM-A	PCT	—Rebounds—			AST	PF-D	ST	BL	PTS	AVG	HI
									OFF	DEF	TOT							
HOU - 3	52	301	40-79	.506	0-0	.000	12-20	.600	23	61	84	4	68-1	6	42	92	1.8	8
Playoffs HOU - 1	2	3	0-0	.000	0-0	.000	0-0	.000	0	1	1	0	0-0	0	0	0	0.0	0

Mike Newlin #14

Utah '71 (2nd, 1971, ROCKETS, 24th)

Born Jan. 2, 1949 in Portland, OR; 6-4/200; With Rockets: 1971-79

Seasons	G	MIN	FGM-A	PCT	3FTM-A	PCT	FTM-A	PCT	—Rebounds—			AST	PF-D	ST	BL	PTS	AVG	HI
									OFF	DEF	TOT							
HOU - 8	604	17646	3191-6917	.461	-	-	2098-2428	.864	15	1920	2581	1916-31	467	42	8480	14.0	38	
Playoffs HOU - 3	22	682	135-270	.500	-	-	55-65	.846	21	52	73	103	72-1	28	1	325	14.8	31

Martyn "Moochie" Norris #12, #25

West Florida '96 (2nd, 1996, Milwaukee, 33rd)

Born July 27, 1973 in Washington, DC; 6-1/186; With Rockets: 1999-2004, 2004-06

Seasons	G	MIN	FGM-A	PCT	3FTM-A	PCT	FTM-A	PCT	—Rebounds—		AST	PF-D	ST	BL	PTS	AVG	HI	
									OFF	DEF								
HOU - 7	341	6461	694-1701	.408	92-325	.283	446-593	.752	182	557	739	1058	367-0	259	14	1926	5.6	28

Steve Novak #20

Marquette '06 (2nd, 2006, ROCKETS, 32nd)

Born June 13, 1983 in Libertyville, IL; 6-10/220; With Rockets: 2006-08

Seasons	G	MIN	FGM-A	PCT	3FTM-A	PCT	FTM-A	PCT	—Rebounds—			AST	PF-D	ST	BL	PTS	AVG	HI
									OFF	DEF	TOT							
HOU - 2	70	455	67-152	.441	47-110	.427	5-6	.833	8	53	61	12	38-0	7	3	186	2.7	17
Playoffs HOU - 1	3	21	3-4	.750	2-3	.667	0-0	.000	1	1	2	0	2-0	0	1	8	2.7	8

Charles Oakley #33

Virginia Union '85 (1st, 1985, Cleveland, 9th)

Born Dec. 18, 1963 in Cleveland, OH; 6-9/245; With Rockets: 2003-04

Seasons	G	MIN	FGM-A	PCT	3FTM-A	PCT	FTM-A	PCT	—Rebounds—		AST	PF-D	ST	BL	PTS	AVG	HI	
									OFF	DEF								
HOU - 1	7	25	2-6	.333	0-0	.000	5-6	.833	0	5	5	2	8-0	0	0	9	1.3	4

Tim Ohlbrecht #14

Germany '10 (Undrafted)

Born Aug. 30, 1988 in Wuppertal, Germany; 6-11/255; With Rockets: 2012-13

Seasons	G	MIN	FGM-A	PCT	3FTM-A	PCT	FTM-A	PCT	—Rebounds—		AST	PF-D	ST	BL	PTS	AVG	HI	
									OFF	DEF								
HOU - 1	3	12	1-3	.333	-	-	1-1	1.000	0	1	1	1	1-0	1	0	3	1.0	3

Hakeem Olajuwon #34

Houston '84 (1st, 1984, ROCKETS, 1st)

Born Jan. 21, 1963 in Lagos, Nigeria; 7-0/250; With Rockets: 1984-2001 (#34 retired)

Seasons	G	MIN	FGM-A	PCT	3FTM-A	PCT	FTM-A	PCT	—Rebounds—		AST	PF-D	ST	BL	PTS	AVG	HI	
									OFF	DEF								
HOU - 17	1177	42844	10555-20573	.513	25-122	.205	5376-7537	.713	3936	9446	13382	2992	4236-80	2088	3740	26511	22.5	52
Playoffs HOU - 14	140	5663	1492-2825	.528	4-18	.222	739-1028	.719	462	1140	1602	456	553-5	238	468	3727	26.6	49

Jawann Oldham #51

Seattle '80 (2nd, 1980, Denver, 41st)

Born July 4, 1957 in Chicago, IL; 7-0/215; With Rockets: 1981-82

Seasons	G	MIN	FGM-A	PCT	3FTM-A	PCT	FTM-A	PCT	—Rebounds—			AST	PF-D	ST	BL	PTS	AVG	HI
									OFF	DEF	TOT							
HOU - 1	22	124	13-36	.361	0-0	.000	8-14	.571	7	17	24	3	28-0	2	10	34	1.5	5

Rockets All-Time Roster

CHINANU ONUAKU #21

Louisville '16 (2nd, 2016, ROCKETS, 37th)

Born Nov. 1, 1996 in Lanham, MD; 6-10/245; With Rockets: 2016-17

Seasons	G	MIN	FGM-A	PCT	3FTM-A	PCT	FTM-A	PCT	—Rebounds—			AST	PF-D	ST	BL	PTS	AVG	HI
									OFF	DEF	TOT							
HOU - 1	5	52	5-7	.714	0-0	---	4-4	1.000	2	8	10	3	6-0	3	1	14	2.8	6

Tom Owens #25

South Carolina '71 (4th, 1971, ROCKETS, 58th)

Born June 28, 1949 in Bronx, NY; 6-10/220; With Rockets: 1976-77

Seasons	G	MIN	FGM-A	PCT	3FTM-A	PCT	FTM-A	PCT	—Rebounds—			AST	PF-D	ST	BL	PTS	AVG	HI
									OFF	DEF	TOT							
HOU - 1	46	462	68-135	.504	-	-	52-76	.684	47	95	142	18	96-2	4	13	188	4.1	13
Playoffs HOU - 1	3	7	0-1	.000	-	-	0-0	.000	0	2	2	0	1-0	1	0	0	0.0	0

Scott Padgett #35

Kentucky '99 (1st, 1999, Utah, 28th)

Born Apr. 19, 1976 in Louisville, KY; 6-9/240; With Rockets: 2003-05, 2006-07

Seasons	G	MIN	FGM-A	PCT	3FTM-A	PCT	FTM-A	PCT	—Rebounds—			AST	PF-D	ST	BL	PTS	AVG	HI
									OFF	DEF	TOT							
HOU - 3	148	1687	187-449	.416	86-220	.391	59-83	.711	104	265	369	86	225-0	49	26	519	3.5	22
Playoffs HOU - 2	11	123	11-29	.379	6-15	.400	2-2	1.000	10	12	22	4	19-0	4	3	30	2.7	6

Kostas Papanikolaou #16

Greece '12 (2nd, 2012, Knicks, 48th)

Born Jul. 31, 1990 in Trikala, Greece; 6-8/225; With Rockets: 2014-15

Seasons	G	MIN	FGM-A	PCT	3FTM-A	PCT	FTM-A	PCT	—Rebounds—			AST	PF-D	ST	BL	PTS	AVG	HI
									OFF	DEF	TOT							
HOU - 1	43	795	69-197	.350	31-106	.292	13-18	.722	39	79	118	85	71	29	13	182	4.2	19
Playoffs HOU - 1	8	21	1-4	.250	0-3	.000	1-2	.500	0	2	2	0	4	0	0	3	0.4	2

Chandler Parsons #25

Florida '11 (2nd, 2011, ROCKETS, 38th)

Born Oct. 25, 1988 in Casselberry, FL; 6-9/227; With Rockets: 2011-14

Seasons	G	MIN	FGM-A	PCT	3FTM-A	PCT	FTM-A	PCT	—Rebounds—		TOT	AST	PF-D	ST	BL	PTS	AVG	HI
									OFF	DEF								
HOU - 3	213	7345	1170-2475	.473	342-924	.37	320-454	.705	238	875	1113	701	458	236	90	3002	14.1	34
Playoffs HOU - 2	12	488	88-198	.444	29-76	.382	20-29	.69	13	67	80	36	38	5	4	225	18.8	27

Patrick Patterson #54

Kentucky '10 (1st, 2010, ROCKETS, 14th)

Born March 14, 1989 in Washington, DC; 6-9/235; With Rockets: 2010-13

Seasons	G	MIN	FGM-A	PCT	3FTM-A	PCT	FTM-A	PCT	—Rebounds—			AST	PF-D	ST	BL	PTS	AVG	HI
									OFF	DEF	TOT							
HOU - 3	163	3569	610-1233	.495	35-101	.347	107-148	.723	271	436	707	145	280-0	62	100	1362	8.4	27

Billy Paultz #5

St. John's '70 (7th, 1970, ROCKETS, 103rd)

Born July 30, 1948 in River Edge, NJ; 6-11/255; With Rockets: 1979-83

Seasons	G	MIN	FGM-A	PCT	3FTM-A	PCT	FTM-A	PCT	—Rebounds—		AST	PF-D	ST	BL	PTS	AVG	HI	
									OFF	DEF								
HOU - 4	240	4141	578-1235	.468	0-3	.000	178-357	.499	311	692	1003	273	462-1	77	145	1334	5.6	28
Playoffs HOU - 3	31	882	127-295	.431	0-1	.000	37-58	.638	67	117	184	44	86-1	14	32	291	9.4	20

Curtis Perry #54

S.W. Missouri State '70 (3rd, 1970, ROCKETS, 35th)

Born Sept. 13, 1948 in Washington, DC; 6-7/220; With Rockets: 1970-72

Seasons	G	MIN	FGM-A	PCT	3FTM-A	PCT	FTM-A	PCT	Rebounds		AST	PF-D	ST	BL	PTS	AVG	HI
									OFF	DEF							
SD/HOU - 2	43	455	59-163	.362	-	-	23-44	.523	-	-	152	27	69-0	-	141	3.3	11

Jim Petersen #43

Minnesota '84 (3rd, 1984, ROCKETS, 51st)

Born Feb. 22, 1962 in Minneapolis, MN; 6-10/235; With Rockets: 1984-88

Seasons	G	MIN	FGM-A	PCT	3FTM-A	PCT	FTM-A	PCT	—Rebounds—		AST	PF-D	ST	BL	PTS	AVG	HI	
									OFF	DEF								
HOU - 4	293	6574	901-1798	.501	1-13	.077	429-588	.730	515	1021	1536	347	827-11	131	228	2232	7.6	28
Playoffs HOU - 4	37	671	85-183	.465	0-0	.000	42-63	.667	69	111	180	34	87-3	15	13	212	5.7	15

Richard Petruska #3

UCLA '93 (2nd, 1993, ROCKETS, 46th)

Born Jan. 25, 1969 in Levice, Slovakia; 6-10/260; With Rockets: 1993-94

Seasons	G	MIN	FGM-A	PCT	3FTM-A	PCT	FTM-A	PCT	—Rebounds—			AST	PF-D	ST	BL	PTS	AVG	HI
									OFF	DEF	TOT							
HOU - 1	22	92	20-46	.435	7-15	.467	6-8	.750	9	22	31	1	15-0	2	3	53	2.4	12

Rockets All-Time Roster

Eric Piatkowski #52

Nebraska '94 (1st, 1994, Indiana, 15th)

Born Sept. 30, 1970 in Steubenville, OH; 6-7/215; With Rockets: 2003-04

Seasons	G	MIN	FGM-A	PCT	3FTM-A	PCT	FTM-A	PCT	—Rebounds—			AST	PF-D	ST	BL	PTS	AVG	HI
									OFF	DEF	TOT							
HOU - 1	49	703	72-191	.377	43-122	.352	14-16	.875	0	63	73	26	42-0	16	5	201	4.1	14
Playoffs																		
HOU - 1	1	4	0-1	.000	0-0	.000	0-0	.000	0	1	1	0	1-0	0	0	0	0.0	0

Scottie Pippen #33

Central Arkansas '87 (1st, 1987, Seattle, 5th)

Born Sept. 25, 1965 in Hamburg, AR; 6-7/228; With Rockets: 1998-99

Seasons	G	MIN	FGM-A	PCT	3FTM-A	PCT	FTM-A	PCT	—Rebounds—			AST	PF-D	ST	BL	PTS	AVG	HI
									OFF	DEF	TOT							
HOU - 1	50	2011	261-604	.432	3FTM-A 72-212	.340	132-183	.721	63	260	323	293	118-0	98	37	726	14.5	31
Playoffs																		
HOU - 1	4	172	23-70	.329	6-22	.273	21-26	.808	20	27	47	22	12-0	7	3	73	18.3	37

James Posey #55

Xavier '99 (1st, 1999, Denver, 18th)

Born Jan. 13, 1977 in Cleveland, OH; 6-8/215; With Rockets: 2002-03

Seasons	G	MIN	FGM-A	PCT	3FTM-A	PCT	FTM-A	PCT	—Rebounds—			AST	PF-D	ST	BL	PTS	AVG	HI
									OFF	DEF	TOT							
HOU - 1	58	1646	188-428	.439	46-141	.326	119-144	.826	52	229	281	106	134-0	77	9	541	9.3	26

Josh Powell #21

North Carolina State '03 (Undrafted)

Born Jan. 25, 1983 in Charleston, SC; 6-9/225; With Rockets: 2013-14

Seasons	G	MIN	FGM-A	PCT	3FTM-A	PCT	FTM-A	PCT	—Rebounds—		AST	PF-D	ST	BL	PTS	AVG	HI	
									OFF	DEF								
HOU - 1	1	19	2-6	.333	0-0		0-0		0	5	5	0	1-0	0	1	4	4.0	4

Brent Price #20

Oklahoma '92 (2nd, 1992, Washington, 32nd)

Born Dec. 9, 1968 in Shawnee, OK; 6-1/185; With Rockets: 1996-99

Seasons	G	MIN	FGM-A	PCT	3FTM-A	PCT	FTM-A	PCT	—Rebounds—		AST	PF-D	ST	BL	PTS	AVG	HI	
									OFF	DEF								
HOU - 3	137	2528	272-622	.437	136-352	.386	144-180	.800	65	149	214	370	287-3	102	5	824	6.0	20
Playoffs																		
HOU - 2	9	173	17-39	.436	10-27	.370	8-9	.889	4	13	17	20	17-1	8	1	52	5.8	18

Pablo Prigioni #9

Argentina (Undrafted)

Born May. 17, 1977 in Rio Tercera, Argentina; 6-3/180; With Rockets: 2014-15

Seasons	G	MIN	FGM-A	PCT	3FTM-A	PCT	FTM-A	PCT	—Rebounds—			AST	PF-D	ST	BL	PTS	AVG	HI
									OFF	DEF	TOT							
HOU - 1	24	402	23-67	.343	14-51	.275	13-15	.867	12	27	39	67	35-0	27	0	73	3.0	12
Playoffs																		
HOU - 1	11	230	17-43	.395	13-30	.433	2-4	.500	2	15	17	35	21-0	14	1	49	4.5	11

Ed Ratleff #42

Long Beach State '73 (1st, 1973, ROCKETS, 6th)

Born March 29, 1950 in Bellefontaine, OH; 6-6/195; With Rockets: 1973-78

Seasons	G	MIN	FGM-A	PCT	3FTM-A	PCT	FTM-A	PCT	—Rebounds—		AST	PF-D	ST	BL	PTS	AVG	HI	
									OFF	DEF								
HOU - 5	338	8433	1160-2554	.454	-	-	493-614	.803	465	898	1363	896	801-11	430	143	2813	8.3	33
Playoffs																		
HOU - 1	8	291	36-87	.414	-	-	17-20	.850	24	29	53	35	31-0	14	1	89	11.1	20

Eldridge Recasner #3

Washington '90 (Undrafted)

Born Dec. 14, 1967 in New Orleans, LA; 6-3/190; With Rockets: 1995-96

Seasons	G	MIN	FGM-A	PCT	3FTM-A	PCT	FTM-A	PCT	—Rebounds—		AST	PF-D	ST	BL	PTS	AVG	HI	
									OFF	DEF								
HOU - 1	63	1275	149-359	.415	81-191	.424	57-66	.864	31	113	144	170	111-1	23	5	436	6.9	21
Playoffs																		
HOU - 1	1	8	0-3	.000	0-1	.000	0-0	.000	0	1	1	2	0-0	0	0	0	0.0	0

Robert Reid #50, #33

St. Mary's [TX] '77 (2nd, 1977, ROCKETS, 40th)

Born Aug. 30, 1955 in Atlanta, GA; 6-8/220; With Rockets: 1977-82, 1983-88

Seasons	G	MIN	FGM-A	PCT	3FTM-A	PCT	FTM-A	PCT	—Rebounds—		AST	PF-D	ST	BL	PTS	AVG	HI	
									OFF	DEF								
HOU - 10	762	21718	3747-8031	.467	76-270	.281	1253-1710	.733	1049	2657	3706	2253	2502-34	881	364	8823	11.6	32
Playoffs																		
HOU - 8	72	2699	427-974	.438	8-52	.154	157-217	.724	109	274	383	333	270-3	105	41	1019	14.2	33

Rodrick Rhodes #1

Southern California '97 (1st, 1997, ROCKETS, 24th)

Born Sept. 24, 1973, in Jersey City, NJ; 6-6/225; With Rockets 1997-99

Seasons	G	MIN	FGM-A	PCT	3FTM-A	PCT	FTM-A	PCT	—Rebounds—			AST	PF-D	ST	BL	PTS	AVG	HI
									OFF	DEF	TOT							
HOU - 2	61	1103	114-313	.364	2-8	.250	116-186	.624	30	44	74	111	130-0	63	10	346	5.7	16
Playoffs																		
HOU - 1	3	7	2-3	.667	0-0	.000	2-4	.500	0	1	1	0	0-0	1	0	6	2.0	4

Rockets All-Time Roster

Glen Rice #41

Michigan '89 (1st, 1989, Miami, 4th)

Born May 28, 1967 in Flint, MI; 6-8/220; With Rockets: 2001-03

Seasons	G	MIN	FGM-A	PCT	3FTM-A	PCT	FTM-A	PCT	Rebounds		TOT	AST	PF-D	ST	BL	PTS	AVG	HI
									OFF	DEF								
HOU - 2	82	2138	261-524	.418	3FTM-A 119-318	.374	FTM-A 87-113	.770	33	168	201	96	133-0	35	8	728	8.9	25

Eric Riley #42

Michigan '93 (2nd, 1993, Dallas, 33rd)

Born June 2, 1970 in Cleveland, OH; 7-0/240; With Rockets: 1993-94

Seasons	G	MIN	FGM-A	PCT	3FTM-A	PCT	FTM-A	PCT	Rebounds		TOT	AST	PF-D	ST	BL	PTS	AVG	HI
									OFF	DEF								
HOU - 1	47	219	34-70	.486	0-1	.000	20-37	.541	24	35	59	9	30-0	5	9	88	1.9	12

Pat Riley #42

Kentucky '67 (1st, 1967, ROCKETS, 7th)

Born Mar. 20, 1945 in Rome, NY; 6-4/205; With Rockets: 1967-70

Seasons	G	MIN	FGM-A	PCT	3FTM-A	PCT	FTM-A	PCT	Rebounds		TOT	AST	PF-D	ST	BL	PTS	AVG	HI
									OFF	DEF								
SD - 3	172	2764	527-1338	.394	-	-	258-391	.660	-	-	346	359	419-2	-	-	1312	7.6	25
Playoffs SD - 1	5	76	16-37	.432	-	-	5-6	.833	-	-	11	2	13-0	-	-	37	7.4	18

Ron Riley #31

Southern California '72 (3rd, 1972, Kansas City-Omaha, 38th)

Born Nov. 11, 1950 in Los Angeles, CA; 6-8/200; With Rockets: 1973-76

Seasons	G	MIN	FGM-A	PCT	3FTM-A	PCT	FTM-A	PCT	Rebounds		TOT	AST	PF-D	ST	BL	PTS	AVG	HI
									OFF	DEF								
HOU - 3	178	3048	368-895	.411	-	-	119-167	.713	263	542	805	234	402-4	103	65	855	4.8	21
Playoffs HOU - 1	8	152	25-42	.595	-	-	6-16	.375	12	24	36	15	18-0	9	2	56	7.0	13

Stanley Roberts #53

Louisiana State '90 (1st, 1991, Orlando, 23rd)

Born Feb. 7, 1970 in Hopkins, SC; 7-0/290; With Rockets: 1998-99

Seasons	G	MIN	FGM-A	PCT	3FTM-A	PCT	FTM-A	PCT	Rebounds		TOT	AST	PF-D	ST	BL	PTS	AVG	HI
									OFF	DEF								
HOU - 1	6	33	5-13	.385	0-0	.000	4-8	.500	4	7	11	0	2-0	0	1	14	2.3	11
Playoffs HOU - 1	3	20	0-6	.000	0-0	.000	1-2	.500	0	3	3	0	5-0	0	4	1	0.3	1

Larry Robinson #20

Centenary '90 (Undrafted)

Born Jan. 11, 1968 in Bossier City, LA; 6-5/180; With Rockets: 1993-94

Seasons	G	MIN	FGM-A	PCT	3FTM-A	PCT	FTM-A	PCT	Rebounds		TOT	AST	PF-D	ST	BL	PTS	AVG	HI
									OFF	DEF								
HOU - 1	6	55	10-20	.500	2-8	.250	3-8	.375	4	6	10	6	8-0	7	0	25	4.2	9

Thomas Robinson #0, #41

Kansas '12 (1st, 2012, Sacramento, 5th)

Born March 17, 1991 in Washington, DC; 6-10/237; With Rockets: 2012-13

Seasons	G	MIN	FGM-A	PCT	3FTM-A	PCT	FTM-A	PCT	Rebounds		TOT	AST	PF-D	ST	BL	PTS	AVG	HI
									OFF	DEF								
HOU - 1	19	247	35-78	.449	0-1	.000	16-38	.421	30	47	77	10	29-0	16	5	86	4.5	15

Carlos Rogers #6

Tennessee State '94 (1st, 1994, Seattle, 11th)

Born Feb. 6, 1971 in Detroit, MI; 6-11/232; With Rockets: 1999-2001

Seasons	G	MIN	FGM-A	PCT	3FTM-A	PCT	FTM-A	PCT	Rebounds		TOT	AST	PF-D	ST	BL	PTS	AVG	HI
									OFF	DEF								
HOU - 2	92	1645	245-434	.565	1-15	.067	110-189	.582	146	268	414	51	110-0	24	52	601	6.5	28

Wayne "Tree" Rollins #15

Clemson '77 (1st, 1977, Atlanta, 14th)

Born June 16, 1955 in Winter Haven, FL; 7-1/250; With Rockets: 1991-93

Seasons	G	MIN	FGM-A	PCT	3FTM-A	PCT	FTM-A	PCT	Rebounds		TOT	AST	PF-D	ST	BL	PTS	AVG	HI
									OFF	DEF								
HOU - 2	101	944	57-127	.449	0-2	.000	35-42	.833	73	158	231	25	128-0	20	77	149	1.5	13
Playoffs HOU - 1	6	16	0-3	.000	0-1	.000	0-0	.000	1	3	4	0	2-0	2	0	0	0.0	0

Ralph Sampson #50

Virginia '83 (1st, 1983, ROCKETS, 1st)

Born July 7, 1960 in Harrisonburg, VA; 7-4/230; With Rockets: 1983-88

Seasons	G	MIN	FGM-A	PCT	3FTM-A	PCT	FTM-A	PCT	Rebounds		TOT	AST	PF-D	ST	BL	PTS	AVG	HI
									OFF	DEF								
HOU - 5	305	10674	2489-4985	.499	5-34	.147	1012-1532	.661	924	2265	3189	827	1185-45	307	585	5995	19.7	43
Playoffs HOU - 3	35	1264	274-547	.501	3-4	.750	140-198	.707	118	268	386	108	149-4	34	55	691	19.7	33

Rockets All-Time Roster

Luis Scola #4

Argentina '02 (2nd, 2002, San Antonio, 56th)

Born April 30, 1980 in Buenos Aires, Argentina; 6-9/245; With Rockets: 2007-12

Seasons	G	MIN	FGM-A	PCT	3FTM-A	PCT	FTM-A	PCT	—Rebounds—			AST	PF-D	ST	BL	PTS	AVG	HI
									OFF	DEF	TOT							
HOU - 5	386	11662	2334-4576	.510	1-17	.059	928-1248	.744	818	2166	2984	723	1183-11	274	124	5597	14.5	44
Playoffs																		
HOU - 2	19	644	107-223	.480	0-1	.000	57-84	.679	52	113	165	31	75-2	11	4	271	14.3	24

Purvis Short #10

Jackson State '78 (1st, 1978, Golden State, 5th)

Born July 2, 1957 in Hattiesburg, MS; 6-7/220; With Rockets: 1987-89

Seasons	G	MIN	FGM-A	PCT	3FTM-A	PCT	FTM-A	PCT	—Rebounds—			AST	PF-D	ST	BL	PTS	AVG	HI
									OFF	DEF	TOT							
HOU - 2	146	3106	672-1466	.458	14-54	.259	283-329	.860	136	265	401	269	313-1	102	27	1641	11.2	33
Playoffs																		
HOU - 2	8	108	15-46	.326	0-3	.000	11-13	.846	11	8	19	3	15-0	1	0	41	5.1	13

John Shumate #34

Notre Dame '74 (1st, 1974, Phoenix, 4th)

Born April 6, 1952 in Greenville, SC; 6-9/235; With Rockets: 1979-80

Seasons	G	MIN	FGM-A	PCT	3FTM-A	PCT	FTM-A	PCT	—Rebounds—		TOT	AST	PF-D	ST	BL	PTS	AVG	HI
									OFF	DEF								
HOU - 1	29	332	34-64	.531	0-0	.000	33-44	.750	25	54	79	23	39-0	8	9	101	3.5	12

Alexey Shved #88

Russia '74 (Undrafted)

Born Dec. 16, 1988 in Belgorod, Russia; 6-6/190; With Rockets: 2014-15

Seasons	G	MIN	FGM-A	PCT	3FTM-A	PCT	—Rebounds—						AST	PF-D	ST	BL	PTS	AVG	HI
							OFF	DEF	TOT										
HOU - 1	9	59	8-24	.333	4-12	.333	9-11	.818	1	3	4	3	2-0	3	0	29	3.2	9	

Larry Siegfried #20

Ohio State '61 (1st, 1961, Cincinnati, 3rd)

Born May 22, 1939 in Shelby, OH; 6-3/192; With Rockets: 1970-72

Seasons	G	MIN	FGM-A	PCT	3FTM-A	PCT	FTM-A	PCT	—Rebounds—			AST	PF-D	ST	BL	PTS	AVG	HI
									OFF	DEF	TOT							
SD/HOU - 2	63	1896	164-424	.387	-	-	142-167	.850	-	-	217	366	167-0	-	-	470	7.5	28

Bobby "Bingo" Smith #32

Tulsa '69 (1st, 1969, ROCKETS, 6th)

Born Feb. 26, 1946 in Memphis, TN; 6-5/212; With Rockets: 1969-70

Seasons	G	MIN	FGM-A	PCT	3FTM-A	PCT	FTM-A	PCT	—Rebounds—		AST	PF-D	ST	BL	PTS	AVG	HI	
									OFF	DEF								
SD - 1	75	1198	242-567	.427	-	-	66-96	.688	-	-	328	75	119-0	-	-	550	7.3	25

Greg Smith #4

Western Kentucky '68 (4th, 1968, Milwaukee, 50th)

Born Jan. 28, 1947 in Princeton, KY; 6-5/200; With Rockets: 1971-73

Seasons	G	MIN	FGM-A	PCT	3FTM-A	PCT	FTM-A	PCT	—Rebounds—		AST	PF-D	ST	BL	PTS	AVG	HI	
									OFF	DEF								
HOU - 2	58	1560	217-489	.444	-	-	70-110	.636	-	-	330	164	175-2	-	-	504	8.7	23

Greg Smith #0, #4

Fresno State '11 (Undrafted)

Born Jan. 8, 1991 in Vallejo, CA; 6-10/250; With Rockets: 2011-13

Seasons	G	MIN	FGM-A	PCT	3FTM-A	PCT	FTM-A	PCT	—Rebounds—			AST	PF-D	ST	BL	PTS	AVG	HI
									OFF	DEF	TOT							
HOU - 3	89	1279	195-313	.623	0-1	.	83-135	.615	127	241	368	26	209-2	21	47	473	5.3	21
Playoffs																		
HOU - 1	5	59	6-9	.667	0-0	-	6-12	.500	7	6	13	0	9-0	2	2	18	3.6	6

Ishmael Smith #13

Wake Forest '10 (Undrafted)

Born July 5, 1988 in Charlotte, NC; 6-0/175; With Rockets: 2010-11

Seasons	G	MIN	FGM-A	PCT	3FTM-A	PCT	FTM-A	PCT	—Rebounds—		AST	PF-D	ST	BL	PTS	AVG	HI	
									OFF	DEF								
HOU - 1	28	329	32-83	.386	3-8	.375	7-10	.700	6	36	42	64	26-0	13	2	74	2.6	12

Josh Smith #5

Oak Hill Academy '04 (1st, 2004, Atlanta, 17th)

Born December 5, 1985 in College Park, GA; 6-9/225; With Rockets: 2014-15, 2016

Seasons	G	MIN	FGM-A	PCT	3FTM-A	PCT	FTM-A	PCT	—Rebounds—		AST	PF-D	ST	BL	PTS	AVG	HI	
									OFF	DEF								TOT
HOU - 2	78	1825	319-765	.417	86-276	.312	87-169	.515	118	277	395	193	202-2	66	81	811	10.4	21
Playoffs																		
HOU - 2	21	434	91-207	.440	31-79	.392	32-76	.421	27	71	98	50	48-0	10	18	245	11.7	23

Kenny Smith #30

North Carolina '87 (1st, 1987, Sacramento, 6th)

Born March 8, 1965 in Queens, NY; 6-3/170; With Rockets: 1990-96

Seasons	G	MIN	FGM-A	PCT	3FTM-A	PCT	FTM-A	PCT	—Rebounds—		AST	PF-D	ST	BL	PTS	AVG	HI	
									OFF	DEF								
HOU - 6	468	13712	2170-4425	.490	521-1280	.407	1049-1224	.857	170	719	889	2457	699-2	467	42	5910	12.6	41
Playoffs																		
HOU - 5	68	2043	268-586	.457	117-261	.448	127-150	.847	22	125	147	305	123-0	54	9	780	11.5	32

Rockets All-Time Roster

Larry Smith #13

Alcorn State '80 (2nd, 1980, Golden State, 24th)

Born Jan. 18, 1958 in Rolling Fork, MS; 6-8/235; With Rockets: 1989-92

Seasons	G	MIN	FGM-A	PCT	3FTM-A	PCT	FTM-A	PCT	—Rebounds—			AST	PF-D	ST	BL	PTS	AVG	HI
									OFF	DEF	TOT							
HOU - 3	200	4023	279-568	.491	0-3	.000	36-116	.310	589	828	1417	190	589-12	160	57	594	3.0	15
Playoffs HOU - 2	7	130	7-12	.583	0-1	.000	0-1	.000	13	13	26	9	22-0	5	1	14	2.0	6

Kirk Snyder #13

Nevada '04 (1st, 2004, Utah, 16th)

Born June 5, 1983 in Los Angeles, CA; 6-6/225; With Rockets: 2006-08

Seasons	G	MIN	FGM-A	PCT	3FTM-A	PCT	FTM-A	PCT	—Rebounds—			AST	PF-D	ST	BL	PTS	AVG	HI
									OFF	DEF	TOT							
HOU - 2	48	644	79-174	.454	13-53	.245	55-86	.640	22	73	95	47	57-0	12	13	226	4.7	15
Playoffs HOU - 1	3	9	1-3	.333	0-2	.000	0-0	.000	0	1	1	0	0-0	0	0	2	0.7	2

Vassilis Spanoulis #10

Greece '04 (2nd, 2004, Dallas, 50th)

Born Aug. 7, 1982 in Larissa, Greece; 6-4/195; With Rockets: 2006-07

Seasons	G	MIN	FGM-A	PCT	3FTM-A	PCT	FTM-A	PCT	—Rebounds—			AST	PF-D	ST	BL	PTS	AVG	HI
									OFF	DEF	TOT							
HOU - 1	31	272	23-72	.319	5-29	.172	34-42	.810	5	17	22	28	33-1	7	1	85	2.7	13
Playoffs HOU - 1	1	3	1-2	.500	0-0	.000	2-2	1.000	0	1	1	1	0-0	0	0	4	4.0	4

Larry Spriggs #35

Howard '81 (4th, 1981, ROCKETS, 81st)

Born Sept. 8, 1959 in Cheverly, MD; 6-7/230; With Rockets: 1981-82

Seasons	G	MIN	FGM-A	PCT	3FTM-A	PCT	FTM-A	PCT	—Rebounds—			AST	PF-D	ST	BL	PTS	AVG	HI
									OFF	DEF	TOT							
HOU - 1	4	37	7-11	.636	0-0	.000	0-2	.000	2	4	6	4	7-0	2	0	14	3.5	8
Playoffs HOU - 1	2	9	3-4	.750	0-0	.000	0-1	.000	0	1	1	2	3-0	0	0	6	3.0	4

Joe Stephens #41

Arkansas-Little Rock '96 (Undrafted)

Born Jan. 28, 1973 in Riverside, CA; 6-7/210; With Rockets: 1996-98

Seasons	G	MIN	FGM-A	PCT	3FTM-A	PCT	FTM-A	PCT	—Rebounds—			AST	PF-D	ST	BL	PTS	AVG	HI
									OFF	DEF	TOT							
HOU - 2	9	46	11-33	.333	4-13	.308	4-6	.667	5	4	9	1	5-0	5	0	30	3.3	5

Rod Strickland #31

DePaul '88 (1st, 1988, New York, 19th)

Born July 11, 1966 in Bronx, NY; 6-3/185; With Rockets: 2004-05

Seasons	G	MIN	FGM-A	PCT	3FTM-A	PCT	FTM-A	PCT	—Rebounds—		AST	PF-D	ST	BL	PTS	AVG	HI	
									OFF	DEF								
HOU - 1	16	196	9-43	.209	1-2	.500	9-10	.900	3	24	27	39	15-0	3	2	28	1.8	5

John Stroud #42

Mississippi '80 (2nd, 1980, ROCKETS, 27th)

Born Oct. 29, 1957 in New Albany, MS; 6-7/215; With Rockets: 1980-81

Seasons	G	MIN	FGM-A	PCT	3FTM-A	PCT	FTM-A	PCT	—Rebounds—			AST	PF-D	ST	BL	PTS	AVG	HI
									OFF	DEF	TOT							
HOU - 1	9	88	11-34	.324	0-0	.000	3-4	.750	7	6	13	9	7-0	1	0	25	2.8	11

Bob Sura #3

Florida State '95 (1st, 1995, Cleveland, 17th)

Born March 25, 1973 in Wilkes-Barre, PA; 6-5/200; With Rockets: 2004-07

Seasons	G	MIN	FGM-A	PCT	3FTM-A	PCT	FTM-A	PCT	—Rebounds—		AST	PF-D	ST	BL	PTS	AVG	HI	
									OFF	DEF								
HOU - 1	61	1922	215-504	.427	55-155	.355	141-188	.750	79	258	337	317	168-2	65	7	626	10.3	35
Playoffs HOU - 1	7	182	20-46	.435	7-13	.538	8-12	.667	6	21	27	14	15-0	7	0	55	7.9	21

Stromile Swift #4

Louisiana State '00 (1st, 2000, Vancouver, 2nd)

Born Nov. 21, 1979 in Shreveport, LA; 6-9/228; With Rockets: 2005-06

Seasons	G	MIN	FGM-A	PCT	3FTM-A	PCT	FTM-A	PCT	—Rebounds—			AST	PF-D	ST	BL	PTS	AVG	HI
									OFF	DEF	TOT							
HOU - 1	66	1344	225-458	.491	0-2	.000	136-209	.651	103	188	291	25	198-3	38	50	586	8.9	26

Zan Tabak #55

Croatia '91 (2nd, 1991, ROCKETS, 51st)

Born June 15, 1970 in Split, Croatia; 7-0/240; With Rockets: 1994-95

Seasons	G	MIN	FGM-A	PCT	3FTM-A	PCT	FTM-A	PCT	—Rebounds—			AST	PF-D	ST	BL	PTS	AVG	HI
									OFF	DEF	TOT							
HOU - 1	37	182	24-53	.453	0-1	.000	27-44	.614	23	34	57	4	37-0	2	7	75	2.0	10
Playoffs HOU - 1	8	31	2-5	.400	0-0	.000	2-2	1.000	1	0	1	1	5-0	1	3	6	0.8	2

Rockets All-Time Roster

ISAIAH TAYLOR #17

Texas '16 (Undrafted)

Born July 11, 1994 in Hayward, CA; 6-3/170; With Rockets 2016-17

Seasons	G	MIN	FGM-A	PCT	3FTM-A	PCT	FTM-A	PCT	—Rebounds—		TOT	AST	PF-D	ST	BL	PTS	AVG	HI
									OFF	DEF								
HOU - 1	4	52	1-7	.143	0-2	.000	1-2	.500	1	2	3	3	6-0	1	1	3	0.8	3
Playoffs																		
HOU - 1	3	10	0-2	.000	0-1	.000	0-0	--	1	1	2	1	1-0	0	0	0	0.0	0

Jeff Taylor #13

Texas Tech '82 (2nd, 1982, ROCKETS, 42nd)

Born Jan. 1, 1960 in Blytheville, AR; 6-4/175; With Rockets: 1982-83

Seasons	G	MIN	FGM-A	PCT	3FTM-A	PCT	FTM-A	PCT	—Rebounds—		TOT	AST	PF-D	ST	BL	PTS	AVG	HI
									OFF	DEF								
HOU - 1	44	774	64-160	.400	3FTM-A	0-1	.000	30-46	652	25	53	78	110	82-1	40	15	158	3.6

Jermaine Taylor #8

Central Florida '09 (2nd, 2009, Washington, 32nd)

Born Dec. 8, 1986 in Eustis, FL; 6-4/210; With Rockets: 2009-11

Seasons	G	MIN	FGM-A	PCT	3FTM-A	PCT	FTM-A	PCT	—Rebounds—		TOT	AST	PF-D	ST	BL	PTS	AVG	HI
									OFF	DEF								
HOU - 2	39	380	61-151	.404	7-27	.259	38-52	.731	22	33	55	18	19-0	12	5	167	4.3	15

Maurice Taylor #2

Michigan '97 (1st, 1997, L.A. Clippers, 14th)

Born Oct. 30, 1976 in Detroit, MI; 6-9/260; With Rockets: 2000-05

Seasons	G	MIN	FGM-A	PCT	3FTM-A	PCT	FTM-A	PCT	—Rebounds—		TOT	AST	PF-D	ST	BL	PTS	AVG	HI
									OFF	DEF								
HOU - 1	249	6335	1115-2389	.467	3-16	.188	386-534	.723	376	788	1164	330	735-11	109	119	2619	10.5	34
Playoffs																		
HOU - 1	5	115	18-38	.474	0-0	.000	13-17	.765	5	11	16	5	20-0	0	1	49	9.8	16

Terry Teagle #20, #10

Baylor '82 (1st, 1982, ROCKETS, 16th)

Born April 10, 1960 in Broadus, TX; 6-5/195; With Rockets: 1982-84, 1992-93

Seasons	G	MIN	FGM-A	PCT	3FTM-A	PCT	FTM-A	PCT	—Rebounds—		TOT	AST	PF-D	ST	BL	PTS	AVG	HI
									OFF	DEF								
HOU - 3	143	2349	482-1098	.439	17-56	.304	125-171	.731	102	173	275	215	253-1	66	22	1106	7.7	34
Playoffs																		
HOU - 1	5	12	2-5	.400	0-0	.000	0-2	.000	0	0	0	0	1-0	0	0	4	0.8	2

Garrett Temple #2

LSU '09 (Undrafted)

Born May 8, 1986 in Baton Rouge, LA; 6-6/190; With Rockets: 2009-10

Seasons	G	MIN	FGM-A	PCT	3FTM-A	PCT	FTM-A	PCT	—Rebounds—		TOT	AST	PF-D	ST	BL	PTS	AVG	HI
									OFF	DEF								
HOU - 1	9	118	13-29	.448	3-12	.250	16-24	.667	2	12	14	7	16-0	4	4	45	5.0	11

Jason Terry #31

Arizona '99 (1st, Atlanta; 10th)

Born September 15, 1977 in Seattle, WA; 6-2/176; With Rockets: 2014-16

Seasons	G	MIN	FGM-A	PCT	3FTM-A	PCT	FTM-A	PCT	—Rebounds—		TOT	AST	PF-D	ST	BL	PTS	AVG	HI
									OFF	DEF								
HOU - 2	149	2899	339-822	.412	219-584	.375	66-81	.815	29	171	200	250	207-0	113	28	963	6.5	21
Seasons	G	MIN	FGM-A	PCT	3FTM-A	PCT	FTM-A	PCT	OFF	DEF	TOT	AST	PF-D	ST	BL	PTS	AVG	HI
HOU - 2	22	611	70-172	.407	35-101	.347	16-19	.842	7	42	49	54	59-0	17	3	191	8.7	16

Hasheem Thabeet #32

Connecticut '09 (1st, 2009, Memphis, 2nd)

Born Feb. 16, 1987 in Dar es Salaam, Tanzania; 7-3/263; With Rockets: 2010-12

Seasons	G	MIN	FGM-A	PCT	3FTM-A	PCT	FTM-A	PCT	—Rebounds—		TOT	AST	PF-D	ST	BL	PTS	AVG	HI
									OFF	DEF								
HOU - 2	7	27	3-4	.750	0-0	-	0-0	-	1	6	7	0	8-0	0	3	6	0.9	6

Kenny Thomas #21

New Mexico '99 (1st, 1999, ROCKETS, 22nd)

Born July 25, 1977 in Atlanta, GA; 6-7/261; With Rockets: 1999-2003

Seasons	G	MIN	FGM-A	PCT	3FTM-A	PCT	FTM-A	PCT	—Rebounds—		TOT	AST	PF-D	ST	BL	PTS	AVG	HI
									OFF	DEF								
HOU - 4	238	6687	896-2015	.445	57-230	.248	485-716	.677	472	1035	1507	366	589-9	195	137	2334	9.8	31

Bernard Thompson #25

Fresno State '84 (1st, 1984, Portland, 19th)

Born Aug. 30, 1962 in Phoenix, AZ; 6-6/210; With Rockets: 1988-89

Seasons	G	MIN	FGM-A	PCT	3FTM-A	PCT	FTM-A	PCT	—Rebounds—		TOT	AST	PF-D	ST	BL	PTS	AVG	HI
									OFF	DEF								
HOU - 1	23	222	20-59	.339	0-2	.000	22-26	.846	9	19	28	13	33-0	13	1	62	2.7	10

Otis Thorpe #33

Providence '84 (1st, 1984, Kansas City, 9th)

Born Aug. 5, 1962 in Boynton Beach, FL; 6-10/240; With Rockets: 1988-95

Seasons	G	MIN	FGM-A	PCT	3FTM-A	PCT	FTM-A	PCT	—Rebounds—		TOT	AST	PF-D	ST	BL	PTS	AVG	HI
									OFF	DEF								
HOU - 7	518	18631	3215-5747	.559	3-33	.091	1744-2604	.670	1705	3305	5010	1338	1703-33	404	178	8177	15.8	40
Playoffs																		
HOU - 5	46	1705	257-429	.599	1-2	.500	111-175	.634	131	278	409	112	158-3	31	12	626	13.6	28

Rockets All-Time Roster

Marcus Thornton #10

LSU '09 (2nd, 2009, Miami, 43rd)

Born June 5, 1987 in Baton Rouge, LA; 6-4/205; With Rockets: 2015-16

Seasons	G	MIN	FGM-A	PCT	3FTM-A	PCT	—Rebounds—						AST	PF-D	ST	BL	PTS	AVG	HI
							OFF	DEF	TOT										
HOU - 1	47	885	174-435	.400	73-216	.338	51-58	.879	31	84	115	66	73-10	34	3	472	10.0	32	

Sedale Threatt #2

West Virginia Tech '83 (6th, 1983, Philadelphia, 139th)

Born Sept. 10, 1961 in Atlanta, GA; 6-2/185; With Rockets: 1996-97

Seasons	G	MIN	FGM-A	PCT	3FTM-A	PCT	FTM-A	PCT	—Rebounds—			AST	PF-D	ST	BL	PTS	AVG	HI
									OFF	DEF	TOT							
HOU - 1	21	334	28-74	.378	8-20	.400	6-8	.750	5	19	24	40	29-0	15	3	70	3.3	15
Playoffs HOU - 1	16	266	22-56	.393	9-30	.300	6-8	.750	2	15	17	48	35-0	6	4	59	3.7	9

Rudy Tomjanovich #45

Michigan '70 (1st, 1970, ROCKETS, 2nd)

Born Nov. 24, 1948 in Hamtramck, MI; 6-8/220; With Rockets: 1970-81 (#45 retired)

—Rebounds—																		
Seasons	G	MIN	FGM-A	PCT	3FTM-A	PCT	FTM-A	PCT	OFF	DEF	TOT	AST	PF-D	ST	BL	PTS	AVG	HI
SD/HOU-11	768	25714	5630-11240	.501	34-130	.262	2089-2666	.784	-	-	6198	1573	1937-8	374	175	13383	17.4	42
Playoffs HOU - 5	37	1041	213-436	.489	1-10	.100	84-109	.771	67	122	189	59	78-1	11	8	511	13.8	30

Oscar Torres #18

Venezuela '01 (Undrafted)

Born Dec. 18, 1976 in Caracas, Venezuela; 6-6/210; With Rockets: 2001-02

Seasons	G	MIN	FGM-A	PCT	3FTM-A	PCT	FTM-A	PCT	—Rebounds—		AST	PF-D	ST	BL	PTS	AVG	HI	
									OFF	DEF								
HOU - 1	65	1075	135-341	.396	37-126	.294	82-105	.781	47	75	122	40	64-0	25	9	389	6.0	28

John Q. Trapp #31

UNLV '68 (2nd, 1968, ROCKETS, 15th)

Born Oct. 2, 1945 in Detroit, MI; 6-7/215; With Rockets: 1968-71

Seasons	G	MIN	FGM-A	PCT	3FTM-A	PCT	FTM-A	PCT	—Rebounds—		AST	PF-D	ST	BL	PTS	AVG	HI
									OFF	DEF							
SD - 3	177	3247	536-1280	.419	-	-	233-321	.726	-	-	868	192	575-19	-	1305	7.4	25

Jake Tsakalidis #25

Greece '00 (1st, 2000, Phoenix, 25th)

Born June 10, 1979 in Rustavi, Republic of Georgia; 7-2/290; With Rockets: 2006-07

Seasons	G	MIN	FGM-A	PCT	3FTM-A	PCT	FTM-A	PCT	—Rebounds—			AST	PF-D	ST	BL	PTS	AVG	HI
									OFF	DEF	TOT							
HOU - 1	13	132	9-22	.409	0-0	.000	12-15	.800	18	22	40	3	17-0	1	1	30	2.3	7
Playoffs HOU - 1	1	3	0-0	.000	0-0	.000	2-2	1.000	1	3	4	0	0-0	0	0	2	2.0	2

Andre Turner #13

Memphis State '86 (3rd, 1986, L.A. Lakers, 69th)

Born Dec. 13, 1964 in Memphis, TN; 5-11/160; With Rockets: 1987-88

Seasons	G	MIN	FGM-A	PCT	3FTM-A	PCT	FTM-A	PCT	—Rebounds—			AST	PF-D	ST	BL	PTS	AVG	HI
									OFF	DEF	TOT							
HOU - 1	12	99	12-34	.353	1-7	.143	10-14	.714	4	4	8	23	13-0	7	1	35	2.9	8

John Turner #40

Phillips [OK] '91 (1st, 1991, ROCKETS, 20th)

Born Nov. 30, 1967 in Glenarden, MD; 6-8/245; With Rockets: 1991-92

Seasons	G	MIN	FGM-A	PCT	3FTM-A	PCT	FTM-A	PCT	—Rebounds—		AST	PF-D	ST	BL	PTS	AVG	HI	
									OFF	DEF								
HOU - 1	42	345	43-98	.439	0-0	.000	31-59	.525	38	40	78	12	40-0	6	4	117	2.8	15

John Vallely #33

UCLA '70 (1st, 1970, Atlanta, 14th)

Born Oct. 3, 1948; 6-3/180; With Rockets: 1971-72

Seasons	G	MIN	FGM-A	PCT	3FTM-A	PCT	FTM-A	PCT	—Rebounds—			AST	PF-D	ST	BL	PTS	AVG	HI
									OFF	DEF	TOT							
HOU - 1	40	256	49-128	.383	-	-	17-25	.680	-	-	21	28	37-0	-	-	115	2.9	19

Von Wafer #13

Florida State '05 (2nd, 2005, L.A. Lakers, 39th)

Born July 21, 1985 in Homer, LA; 6-5/210; With Rockets: 2008-09

Seasons	G	MIN	FGM-A	PCT	3FTM-A	PCT	FTM-A	PCT	—Rebounds—			AST	PF-D	ST	BL	PTS	AVG	HI
									OFF	DEF	TOT							
HOU - 1	63	1225	229-512	.447	64-164	.390	88-117	.752	19	94	113	71	71-0	40	8	610	9.7	23
Playoffs HOU - 1	13	181	39-92	.424	9-22	.409	19-22	.864	0	12	12	9	11-0	2	1	106	8.2	21

Granville Waiters #31

Ohio State '83 (2nd, 1983, Portland, 39th)

Born Jan. 8, 1961 in Columbus, OH; 6-11/225; With Rockets: 1985-86

Seasons	G	MIN	FGM-A	PCT	3FTM-A	PCT	FTM-A	PCT	—Rebounds—			AST	PF-D	ST	BL	PTS	AVG	HI
									OFF	DEF	TOT							
HOU - 1	43	156	13-39	.333	0-1	.000	1-6	.167	15	13	28	8	30-0	4	10	27	0.6	6
Playoffs HOU - 1	11	26	4-7	.571	0-0	.000	0-0	.000	2	3	5	0	3-0	1	3	8	0.7	4

Rockets All-Time Roster

Jimmy Walker #11

Providence '67 (1st, 1967, Detroit, 1st)

Born April 8, 1944 in Amherst, VA; 6-3/205; With Rockets: 1972-74

Seasons	G	MIN	FGM-A	PCT	3FTM-A	PCT	FTM-A	PCT	—Rebounds—		AST	PF-D	ST	BL	PTS	AVG	HI
									OFF	DEF							
HOU - 2	84	3117	612-1313	.466	3FTM-A	-	FTM-A	.881	244	277	270	446	211-0	-	1468	17.5	32

Wally Walker #42

Virginia '76 (1st, 1976, Portland, 5th)

Born July 18, 1954 in Millersville, PA; 6-7/210; With Rockets: 1982-84

Seasons	G	MIN	FGM-A	PCT	3FTM-A	PCT	FTM-A	PCT	—Rebounds—			AST	PF-D	ST	BL	PTS	AVG	HI
									OFF	DEF	TOT							
HOU - 2	140	2863	480-1047	.458	3-10	.300	78-134	.582	163	302	465	254	267-3	54	26	1041	7.4	23

Charlie Ward #17

Florida State '94 (1st, 1994, New York, 26th)

Born Oct. 12, 1970 in Tallahassee, FL; 6-2/185; With Rockets: 2004-05

Seasons	G	MIN	FGM-A	PCT	3FTM-A	PCT	FTM-A	PCT	—Rebounds—			AST	PF-D	ST	BL	PTS	AVG	HI
									OFF	DEF	TOT							
HOU - 1	14	360	24-77	.312	16-51	.314	11-13	.846	6	33	39	43	22-0	15	0	75	5.4	14

Jim Ware #27

Oklahoma City '66 (3rd, 1966, Cincinnati, 26th)

Born May 2, 1944 in Natchez, MS; 6-7/210; With Rockets: 1967-68

Seasons	G	MIN	FGM-A	PCT	3FTM-A	PCT	FTM-A	PCT	—Rebounds—		AST	PF-D	ST	BL	PTS	AVG	HI
									OFF	DEF							
SD - 1	30	228	25-97	.258	-	-	23-34	.676	6	33	77	7	28-1	-	73	2.4	8

Don "Slick" Watts #00

Xavier [LA] '73 (Undrafted)

Born July 22, 1951 in Rolling Fork, MS; 6-1/175; With Rockets: 1978-79

Seasons	G	MIN	FGM-A	PCT	3FTM-A	PCT	FTM-A	PCT	—Rebounds—			AST	PF-D	ST	BL	PTS	AVG	HI
									OFF	DEF	TOT							
HOU - 1	61	1046	92-227	.405	-	-	41-67	.612	35	68	103	243	143-1	73	14	225	3.7	16
Playoffs HOU - 1	2	43	6-15	.400	-	-	2-3	.667	4	3	7	7	8-0	4	1	14	7.0	8

Clarence Weatherspoon #30

Southern Miss '92 (1st, 1992, Philadelphia, 9th)

Born Sept. 8, 1970 in Crawford, MS; 6-7/270; With Rockets: 2003-05

Seasons	G	MIN	FGM-A	PCT	3FTM-A	PCT	FTM-A	PCT	—Rebounds—		AST	PF-D	ST	BL	PTS	AVG	HI	
									OFF	DEF								
HOU - 2	77	1177	133-285	.467	0-1	.000	64-88	.727	95	181	276	34	130-1	31	19	330	4.3	16
Playoffs HOU - 2	3	23	2-5	.400	0-0	.000	3-6	.500	2	2	4	0	4-0	0	0	7	2.3	4

Bonzi Wells #6

Ball State '98 (1st, 1998, Detroit, 11th)

Born Sept. 28, 1976 in Muncie, IN; 6-5/210; With Rockets: 2006-08

Seasons	G	MIN	FGM-A	PCT	3FTM-A	PCT	FTM-A	PCT	—Rebounds—			AST	PF-D	ST	BL	PTS	AVG	HI
									OFF	DEF	TOT							
HOU - 2	79	1714	260-619	.420	9-45	.200	157-256	.613	89	291	380	111	175-0	75	37	686	8.7	27

Owen Wells #30

Detroit '74 (5th, 1974, ROCKETS, 77th)

Born Dec. 9, 1950 in Providence, RI; 6-7/200; With Rockets: 1974-75

Seasons	G	MIN	FGM-A	PCT	3FTM-A	PCT	FTM-A	PCT	—Rebounds—			AST	PF-D	ST	BL	PTS	AVG	HI
									OFF	DEF	TOT							
HOU - 1	33	214	42-100	.420	-	-	15-22	.682	12	23	35	22	38-0	9	3	99	3.0	12
Playoffs HOU - 1	4	5	3-5	.600	-	-	0-0	.000	0	1	1	1	1-0	0	0	6	1.5	2

David Wesley #7

Baylor '92 (Undrafted)

Born Nov. 14, 1970 in San Antonio, TX; 6-1/205; With Rockets: 2004-06

Seasons	G	MIN	FGM-A	PCT	3FTM-A	PCT	FTM-A	PCT	—Rebounds—		AST	PF-D	ST	BL	PTS	AVG	HI	
									OFF	DEF								
HOU - 2	125	4212	427-1059	.403	189-506	.374	246-300	.820	50	271	321	360	362-5	120	14	1289	10.3	26
Playoffs																		
HOU - 1	7	280	19-54	.352	10-21	.476	9-13	.692	4	17	21	23	20-0	9	1	57	8.1	17

James White #8

Cincinnati '06 (2nd, 2006, Portland, 31st)

Born Oct. 21, 1982 in Washington, DC; 6-7/200; With Rockets: 2008-09

Seasons	G	MIN	FGM-A	PCT	3FTM-A	PCT	FTM-A	PCT	—Rebounds—			AST	PF-D	ST	BL	PTS	AVG	HI
									OFF	DEF	TOT							
HOU - 1	4	11	3-5	.600	1-2	.500	0-0	.000	0	0	0	1	2-0	1	1	7	1.8	5
Playoffs HOU - 1	5	12	3-9	.333	1-2	.500	0-0	.000	1	0	1	0	0-0	0	0	7	1.4	4

Rockets All-Time Roster

Rudy White #32

Arizona State '75 (3rd, 1975, ROCKETS, 47th)

Born June 23, 1953 in Silver City, NM; 6-2/195; With Rockets: 1975-80

Seasons	G	MIN	FGM-A	PCT	3FTM-A	PCT	FTM-A	PCT	Rebounds		AST	PF-D	ST	BL	PTS	AVG	HI
									OFF	DEF							
HOU - 4	108	977	133-317	.420	0-0	.000	57-81	.704	34	75	109	92	103-0	43	6	323	3.0
Playoffs																	
HOU - 1	1	2	1-3	.333	0-0	.000	0-0	.000	1	0	1	0	0-0	1	0	2	2.0

Mitchell Wiggins #15

Florida State '83 (1st, 1983, Indiana, 23rd)

Born Sept. 28, 1959 in Lenoir County, NC; 6-4/185; With Rockets: 1984-87, 1989-90

Seasons	G	MIN	FGM-A	PCT	3FTM-A	PCT	FTM-A	PCT	Rebounds		AST	PF-D	ST	BL	PTS	AVG	HI
									OFF	DEF							
HOU - 4	258	5413	1109-2349	.472	7-43	.163	423-551	.768	404	409	813	400	597-3	271	22	2648	10.3
Playoffs																	
HOU - 3	29	539	105-212	.495	0-3	.000	23-31	.742	45	48	93	34	55-0	19	3	233	8.0

Mike Wilks #29

Rice '01 (Undrafted)

Born May 7, 1979 in Milwaukee, WI; 5-10/186; With Rockets: 2003-04

Seasons	G	MIN	FGM-A	PCT	3FTM-A	PCT	FTM-A	PCT	Rebounds		AST	PF-D	ST	BL	PTS	AVG	HI
									OFF	DEF							
HOU - 1	26	145	17-36	.472	6-10	.600	10-12	.833	3	13	16	17	15-0	3	0	50	1.9
Playoffs																	
HOU - 1	2	5	0-0	.000	0-0	.000	0-0	.000	0	0	0	1	0-0	0	0	0	0.0

Art "Hambone" Williams #14

Cal Poly-Pomona '63 (Undrafted)

Born Sept. 29, 1939 in Bonham, TX; 6-1/190; With Rockets: 1967-70

Seasons	G	MIN	FGM-A	PCT	3FTM-A	PCT	FTM-A	PCT	Rebounds		AST	PF-D	ST	BL	PTS	AVG	HI
									OFF	DEF							
SD - 3	238	5271	681-1774	.384	-	-	306-432	.708	-	-	942	1418	610-0	-	-	1668	7.0
Playoffs																	
SD - 1	6	102	12-25	.480	-	-	3-7	.429	-	-	17	32	15-0	-	-	27	4.5

Bernie Williams #18, #35

LaSalle '69 (2nd, 1969, ROCKETS, 21st)

Born Dec. 30, 1945 in Washington, DC; 6-3/175; With Rockets: 1969-71

Seasons	G	MIN	FGM-A	PCT	3FTM-A	PCT	FTM-A	PCT	Rebounds		AST	PF-D	ST	BL	PTS	AVG	HI
									OFF	DEF							
SD - 2	128	1936	363-979	.371	-	-	164-203	.808	-	-	240	278	200-1	-	-	890	7.0

Justin Williams #30

Wyoming '06 (Undrafted)

Born May 12, 1984 in Chicago, IL; 6-10/260; With Rockets: 2007-08

Seasons	G	MIN	FGM-A	PCT	3FTM-A	PCT	FTM-A	PCT	Rebounds		AST	PF-D	ST	BL	PTS	AVG	HI
									OFF	DEF							
HOU - 1	1	6	1-3	.333	0-0	.000	1-4	.250	1	0	1	0	3-0	0	0	3	3.0

Lou Williams #12

South Gwinnett (GA) H.S. '05 (2nd, 2005, Philadelphia, 45th)

Born Oct. 27, 1986 in Snellville, GA; 6-1/175; With Rockets 2016-17

Seasons	G	MIN	FGM-A	PCT	3FTM-A	PCT	FTM-A	PCT	Rebounds		AST	PF-D	ST	BL	PTS	AVG	HI
									OFF	DEF							
HOU - 1	23	591	102-264	.386	41-129	.318	98-113	.867	12	58	70	56	25-0	15	9	343	14.9
Playoffs																	
HOU - 1	11	272	50-118	.424	12-39	.308	26-29	.897	7	23	30	14	17-0	7	1	138	12.5

Terrence Williams #1

Louisville '09 (1st, 2009, New Jersey, 11th)

Born June 28, 1987 in Seattle, WA; 6-6/220; With Rockets: 2010-12

Seasons	G	MIN	FGM-A	PCT	3FTM-A	PCT	FTM-A	PCT	Rebounds		AST	PF-D	ST	BL	PTS	AVG	HI
									OFF	DEF							
HOU - 2	23	265	34-99	.343	10-29	.345	15-23	.652	3	40	43	17	20-0	8	1	93	4.0

TROY WILLIAMS #14

Indiana '16 (Undrafted)

Born Dec. 30, 1994 in Hampton, VA; 6-7/218; With Rockets 2016-17

Seasons	G	MIN	FGM-A	PCT	3FTM-A	PCT	FTM-A	PCT	Rebounds		AST	PF-D	ST	BL	PTS	AVG	HI
									OFF	DEF							
HOU - 1	6	139	22-44	.500	8-21	.381	6-7	.857	9	15	24	6	18-0	3	1	58	9.7
Playoffs																	
HOU - 1	5	19	0-9	.000	0-5	.000	1-2	.500	2	5	7	1	0	0	0	1	0.2

Walt Williams #42

Maryland '92 (1st, 1992, Sacramento, 7th)

Born April 16, 1970 in Washington, DC; 6-8/230; With Rockets: 1999-2002

Seasons	G	MIN	FGM-A	PCT	3FTM-A	PCT	FTM-A	PCT	Rebounds		AST	PF-D	ST	BL	PTS	AVG	HI
									OFF	DEF							
HOU - 3	196	4559	680-1590	.428	278-692	.402	238-300	.793	137	576	713	323	449-4	97	82	1876	9.6

Rockets All-Time Roster

Kevin Willis #42, #43

Michigan State '84 (1st, 1984, Atlanta, 11th)

Born Sept. 6, 1962 in Los Angeles, CA; 7-0/245; With Rockets: 1996-98, 2001-02

Seasons	G	MIN	FGM-A	PCT	3FTM-A	PCT	FTM-A	PCT	Rebounds		AST	PF-D	ST	BL	PTS	AVG	HI
									OFF	DEF							
HOU - 3	208	5357	1006-2053	.490	3-22	.136	447-594	.753	483	1056	1539	163	549-2	122	93	2462	11.8 33
Playoffs																	
HOU - 2	21	463	60-150	.400	0-2	.000	38-54	.704	40	88	128	16	68-0	17	7	158	7.5 18

Bill Willoughby #32

Englewood Morrow [NJ] H.S. '75 (2nd, 1975, Atlanta, 19th)

Born May 20, 1957 in Englewood, NJ; 6-8/205; With Rockets: 1980-82

Seasons	G	MIN	FGM-A	PCT	3FTM-A	PCT	FTM-A	PCT	Rebounds		AST	PF-D	ST	BL	PTS	AVG	HI
									OFF	DEF							
HOU - 2	124	2620	390-751	.519	3-7	.429	105-141	.745	181	310	491	139	248-1	49	90	888	7.2 21
Playoffs																	
HOU - 2	21	434	43-118	.364	0-1	.000	32-42	.762	30	61	91	23	43-0	14	19	118	5.6 14

Kyle Wiltjer #30

Gonzaga '16 (Undrafted)

Born Oct. 20, 1992 in Portland, OR; 6-10/240; With Rockets: 2016-17

Seasons	G	MIN	FGM-A	PCT	3FTM-A	PCT	FTM-A	PCT	Rebounds		AST	PF-D	ST	BL	PTS	AVG	HI
									OFF	DEF							
HOU - 1	14	44	4-14	.286	4-13	.308	1-2	.500	4	6	10	2	4-0	3	1	13	0.9 7
Playoffs																	
HOU - 1	1	5	1-1	1.000	1-1	1.000	0-0	--	0	0	0	0	0-0	0	0	3	3.0 3

Kennard Winchester #20

Averett [VA] '89 (Undrafted)

Born Sept. 3, 1966 in Chestertown, MD; 6-5/212; With Rockets: 1990-92, 1992-93

Seasons	G	MIN	FGM-A	PCT	3FTM-A	PCT	FTM-A	PCT	Rebounds		AST	PF-D	ST	BL	PTS	AVG	HI
									OFF	DEF							
HOU - 3	107	964	160-387	.413	12-39	.308	52-67	.776	51	65	116	38	111-0	26	23	384	3.6 18

Dave Wohl #11

Pennsylvania '71 (3rd, 1971, Philadelphia, 46th)

Born Nov. 2, 1949 in Flushing, NY; 6-2/185; With Rockets: 1973-77

Seasons	G	MIN	FGM-A	PCT	3FTM-A	PCT	FTM-A	PCT	Rebounds		AST	PF-D	ST	BL	PTS	AVG	HI
									OFF	DEF							
HOU - 4	165	2933	337-769	.438	-	-	154-201	.766	40	150	190	576	378-6	144	11	828	5.0 29
Playoffs																	
HOU - 1	4	8	3-3	1.000	-	-	0-0	.000	0	1	1	2	2-0	1	0	6	1.5 4

David Wood #10

Nevada-Reno '87 (Signed Free Agent, Chicago; Sept. 27, 1988)

Born Nov. 30, 1964 in Spokane, WA; 6-9/228; With Rockets: 1990-91

Seasons	G	MIN	FGM-A	PCT	3FTM-A	PCT	FTM-A	PCT	Rebounds		AST	PF-D	ST	BL	PTS	AVG	HI
									OFF	DEF							
HOU - 1	82	1421	148-349	.424	28-90	.311	108-133	.812	107	139	246	94	236-4	58	16	432	5.3 27
Playoffs																	
HOU - 1	3	44	2-3	.667	1-1	1.000	2-4	.500	1	4	5	3	8-0	3	0	7	2.3 5

Loren Woods #33

Arizona '01 (2nd, 2001, Minnesota, 46th)

Born June 21, 1978 in St. Louis, MO; 7-2/260; With Rockets: 2007-08

Seasons	G	MIN	FGM-A	PCT	3FTM-A	PCT	FTM-A	PCT	Rebounds		AST	PF-D	ST	BL	PTS	AVG	HI
									OFF	DEF							
HOU - 1	7	17	3-5	.600	0-0	.000	0-0	.000	0	1	1	2	2-0	0	0	6	0.9 4
Playoffs																	
HOU - 1	1	1	1-1	1.000	0-0	.000	0-0	.000	1	0	1	0	0-0	0	0	2	2.0 2

Mike Woodson #42

Indiana '80 (1st, 1980, New York, 12th)

Born March 24, 1958 in Indianapolis, IN; 6-5/198; With Rockets: 1988-91

Seasons	G	MIN	FGM-A	PCT	3FTM-A	PCT	FTM-A	PCT	Rebounds		AST	PF-D	ST	BL	PTS	AVG	HI
									OFF	DEF							
HOU - 3	153	3356	591-1395	.424	44-136	.324	267-335	.797	78	215	293	282	306-2	136	33	1493	9.8 29
Playoffs																	
HOU - 2	5	143	18-52	.346	3-10	.300	10-12	.833	4	5	9	20	8-0	4	2	49	9.8 15

Yao Ming #11

China '02 (1st, 2002, ROCKETS, 1st)

Born Sept. 12, 1980 in Shanghai, China; 7-6/310; With Rockets: 2002-11

Seasons	G	MIN	FGM-A	PCT	3FTM-A	PCT	FTM-A	PCT	Rebounds		AST	PF-D	ST	BL	PTS	AVG	HI
									OFF	DEF							
HOU - 9	486	15818	3380-6445	.524	2-10	.200	2485-2984	.833	1233	3261	4494	769	1596-22	189	920	9247	19.0 41
Playoffs																	
HOU - 4	28	988	195-376	.519	0-0	.000	165-198	.833	76	185	261	29	105-3	9	42	555	19.8 33

Playoffs



Rockets in the Playoffs

31 Years, Won 136, Lost 146 (.482) — Series: 55, Won 26, Lost 29
Home: 86-54 (.614), Road: 50-92 (.352)

Opponent	W-L	Home	Road	Series
Atlanta	2-6	2-2	0-4	0-2
Years Played: 1969, 1979 Last Meeting: April 13, 1979, at Atlanta (Hawks 100-91, Series: Atlanta 2-0)				
Boston	5-16	4-6	1-10	0-4
Years Played: 1975, 1980, 1981, 1986 Last Meeting: June 8, 1986, at Boston (Celtics 114-97, Series: Boston 4-2)				
Dallas	8-8	4-4	4-4	1-2
Years Played: 1988, 2005, 2015 Last Meeting: Apr. 28, 2015, at Toyota Center (Rockets 103-94, Series: Rockets 4-1)				
Denver	4-2	3-0	1-2	1-0
Year Played: 1986 Last Meeting: May 8, 1986, at Denver (Rockets 126-122, 2OT, Series: Houston 4-2)				
Golden State	2-8	2-2	0-6	0-2
Year Played: 2016 Last Meeting: April 27, 2016, at Golden State (Warriors 114-81, Series: Warriors 4-1)				
L.A. Clippers	7-5	5-2	2-3	2-0
Year Played: 1993, 2015 Last Meeting: May 17, 2015, at Toyota Center (Rockets 113-100, Series: Houston 4-3)				
L.A. Lakers	15-20	9-6	6-14	3-5
Years Played: 1981, 1986, 1990, 1991, 1996, 1999, 2004, 2009 Last Meeting: May 17, 2009, at L.A. Lakers (Lakers 89-70, Series: L.A. Lakers 4-3)				
Minnesota	3-0	2-0	1-0	1-0
Year Played: 1997 Last Meeting: April 29, 1997, at Minnesota (Rockets 125-120, Series: Houston 3-0)				
New York	6-4	5-1	1-3	2-0
Years Played: 1975, 1994 Last Meeting: June 22, 1994, at The Summit (Rockets 90-84, Series: Houston 4-3)				

Opponent	W-L	Home	Road	Series
Oklahoma City	17-25	12-9	5-16	2-6
Years Played: 1982, 1987, 1989, 1993, 1996, 1997, 2013, 2017 Last Meeting: April 25, 2017, at Toyota Center (Rockets 105-99, Series: Houston 4-1)				
Orlando	4-0	2-0	2-0	1-0
Year Played: 1995 Last Meeting: June 14, 1995, at The Summit (Rockets 113-101, Series: Houston 4-0)				
Philadelphia	2-4	1-2	1-2	0-1
Year Played: 1977 Last Meeting: May 17, 1977, at The Summit (76ers 112-109, Series: Philadelphia 4-2)				
Phoenix	8-6	4-3	4-3	2-0
Years Played: 1994, 1995 Last Meeting: May 20, 1995, at Phoenix (Rockets 115-114, Series: Houston 4-3)				
Portland	12-8	8-2	4-6	3-1
Years Played: 1987, 1994, 2009, 2014 Last Meeting: May 2, 2014, at Portland (Blazers 99-98, Series: Houston 4-2)				
Sacramento	7-1	4-0	3-1	2-0
Years Played: 1981, 1986 Last Meeting: April 22, 1986, at Sacramento (Rockets 113-98, Series: Houston 3-0)				
San Antonio	12-10	5-6	7-4	3-1
Years Played: 1980, 1981, 1995, 2017 Last Meeting: May 11, 2017 at Toyota Center (Spurs 114-75, Series: San Antonio 4-2)				
Utah	18-21	12-8	6-13	2-5
Years Played: 1985, 1994, 1995, 1997, 1998, 2007, 2008 Last Meeting: May 2, 2008, at Utah (Jazz 113-91, Series: Utah 4-2)				
Washington	4-2	2-1	2-1	1-0
Year Played: 1977 Last Meeting: May 1, 1977, at Washington (Rockets 108-103, Series: Houston 4-2)				

Playoff Miscellaneous

Most Playoff Wins One Year: 15, 1994; 15, 1995

Most Playoff Losses One Year: 9, 1981

Most Consecutive Series Won: 8, 1994-1995

Most Consecutive Games Won: 7 (May 30, 1995-April 25, 1996; San Antonio 2, Orlando 4, L.A. Lakers 1)

Most Consecutive Home Games Won: 8 (April 17, 1986 vs. Sacramento - June 1, 1986 vs. Boston)

Most Consecutive Road Games Won: 8 (May 16, 1995 at Phoenix - April 25, 1996 at L.A. Lakers)

Most Consecutive Wins One Series: 4 (L.A. Lakers 1986, Orlando 1995)

Lost First Game, But Won Series: 1977 vs. Washington, 1986 vs. L.A. Lakers, 1994 vs. Phoenix, 1995 vs. Utah, 1995 vs. Phoenix, 2015 vs. L.A. Clippers

Lost First Two Games, But Won Series: 1994 vs. Phoenix, 1995 vs. Phoenix

Year-by-Year Playoff Results

1969 Playoff Results

Western Division Semifinals - Atlanta defeats Houston, 4-2			
Date/Site	Result	Rockets High Scorer	Opponents High Scorer
March 27 at Atlanta	Hawks 107-98	31, Elvin Hayes	39, Lou Hudson
March 29 at Atlanta	Hawks 116-114	26, Rick Adelman	31, Zelmo Beaty
April 1 at San Diego	Rockets 104-97	26, Elvin Hayes	31, Zelmo Beaty
April 4 at San Diego	Rockets 114-112	30, Elvin Hayes	34, Walt Hazzard
April 6 at Atlanta	Hawks 112-101	27, Elvin Hayes	26, Joe Caldwell
April 7 at San Diego	Hawks 108-106	26, Elvin Hayes/Don Kojis	27, Lou Hudson

1975 Playoff Results

Eastern Conference First Round - Houston defeats New York, 2-1			
Date/Site	Result	Rockets High Scorer	Opponents High Scorer
April 8 at Hofheinz	Rockets 99-84	22, Calvin Murphy	21, Walt Frazier
April 10 at New York	Knicks 106-96	22, Rudy Tomjanovich	26, Walt Frazier
April 12 at Hofheinz	Rockets 118-86	25, Rudy Tomjanovich	24, Walt Frazier

Eastern Conference Semifinals - Boston defeats Houston, 4-1			
April 14 at Boston	Celtics 123-106	30, Rudy Tomjanovich	30, John Havlicek
April 16 at Boston	Celtics 112-100	30, Calvin Murphy	28, Dave Cowens
April 19 at Hofheinz	Rockets 117-102	28, Rudy Tomjanovich	21, Don Nelson
April 22 at Hofheinz	Celtics 122-117	35, Calvin Murphy	31, Dave Cowens
April 24 at Boston	Celtics 128-115	27, C. Murphy/R. Tomjanovich	29, JoJo White

1977 Playoff Results

Eastern Conference Semifinals - Houston defeats Washington, 4-2			
Date/Site	Result	Rockets High Scorer	Opponents High Scorer
April 19 at The Summit	Bullets 111-101	24, Mike Newlin	32, Mitch Kupchak
April 21 at The Summit	Rockets 124-118 (OT)	31, Moses Malone	37, Phil Chenier
April 24 at Washington	Bullets 90-83	18, Moses Malone/John Lucas	23, Mitch Kupchak
April 26 at Washington	Rockets 107-103	28, Rudy Tomjanovich	29, Phil Chenier
April 29 at The Summit	Rockets 123-115	40, Calvin Murphy	30, Elvin Hayes
May 1 at Washington	Rockets 108-103	26, Rudy Tomjanovich	21, Phil Chenier

Eastern Conference Finals - Philadelphia defeats Houston, 4-2			
May 5 at Philadelphia	Sixers 128-117	32, Moses Malone	24, Julius Erving
May 8 at Philadelphia	Sixers 106-97	32, Calvin Murphy	21, George McGinnis
May 11 at The Summit	Rockets 118-94	30, Moses Malone	28, Julius Erving
May 13 at The Summit	Sixers 107-95	24, Rudy Tomjanovich	36, Doug Collins
May 15 at Philadelphia	Rockets 118-115	21, John Lucas/R. Tomjanovich	37, Julius Erving
May 17 at The Summit	Sixers 112-109	24, John Lucas	34, Julius Erving

1979 Playoff Results

Eastern Conference First Round - Atlanta defeats Houston, 2-0			
Date/Site	Result	Rockets High Scorer	Opponents High Scorer
April 11 at The Summit	Hawks 109-106	28, Moses Malone	23, Dan Roundfield
April 13 at Atlanta	Hawks 100-91	21, Moses Malone	25, John Drew/Eddie Johnson

1980 Playoff Results

Eastern Conference First Round - Houston defeats San Antonio, 2-1			
Date/Site	Result	Rockets High Scorer	Opponents High Scorer
April 2 at The Summit	Rockets 95-85	28, Calvin Murphy	19, George Gervin
April 4 at San Antonio	Spurs 106-101	34, Moses Malone	44, George Gervin
April 6 at The Summit	Rockets 141-120	37, Moses Malone	37, George Gervin

Eastern Conference Semifinals - Boston defeats Houston, 4-0			
April 9 at Boston	Celtics 119-101	27, Moses Malone	19, Chris Ford
April 11 at Boston	Celtics 95-75	22, Robert Reid	14, Larry Bird
April 13 at The Summit	Celtics 100-81	28, Moses Malone	20, Nate Archibald
April 14 at The Summit	Celtics 138-121	28, Moses Malone	34, Larry Bird

1981 Playoff Results

Western Conference First Round - Houston defeats L.A. Lakers, 2-1			
Date/Site	Result	Rockets High Scorer	Opponents High Scorer
April 1 at Los Angeles	Rockets 111-107	38, Moses Malone	26, Earvin Johnson
April 3 at The Summit	Lakers 111-106	33, Moses Malone	27, Kareem Abdul-Jabbar
April 5 at Los Angeles	Rockets 89-86	23, Moses Malone	32, Kareem Abdul-Jabbar

Year-by-Year Playoff Results

Western Conference Semifinals - Houston defeats San Antonio, 4-3

April 7 at San Antonio	Rockets 107-98	27, Moses Malone	30, George Gervin
April 8 at San Antonio	Spurs 125-113	34, Calvin Murphy	34, Mark Olberding
April 10 at The Summit	Rockets 112-99	41, Moses Malone	33, George Gervin
April 12 at The Summit	Spurs 114-112	33, Robert Reid	33, George Gervin
April 14 at San Antonio	Rockets 123-117	36, Calvin Murphy	25, Reggie Johnson
April 15 at The Summit	Spurs 101-96	36, Moses Malone	26, George Gervin
April 17 at San Antonio	Rockets 105-100	42, Calvin Murphy	21, George Gervin

Western Conference Finals - Houston defeats Kansas City, 4-1

April 21 at Kansas City	Rockets 97-78	29, Moses Malone	20, Ernie Grunfeld
April 22 at Kansas City	Kings 88-79	18, Moses Malone	31, Reggie King
April 24 at The Summit	Rockets 92-88	23, Calvin Murphy	22, R. King/Scott Wedman
April 26 at The Summit	Rockets 100-89	42, Moses Malone	24, Reggie King
April 29 at Kansas City	Rockets 97-88	36, Moses Malone	20, Scott Wedman

NBA Finals - Boston defeats Houston, 4-2

May 5 at Boston	Celtics 98-95	27, Robert Reid	18, Larry Bird
May 7 at Boston	Rockets 92-90	31, Moses Malone	19, Larry Bird
May 9 at The Summit	Celtics 94-71	23, Moses Malone	19, Cedric Maxwell
May 10 at The Summit	Rockets 91-86	28, Mike Dunleavy	24, Cedric Maxwell
May 12 at Boston	Celtics 109-80	20, Moses Malone	28, Cedric Maxwell
May 14 at The Summit	Celtics 102-91	27, Robert Reid	27, Larry Bird

1982 Playoff Results

Western Conference First Round - Seattle defeats Houston, 2-1

Date/Site	Result	Rockets High Scorer	Opponents High Scorer
April 21 at Seattle	Sonics 102-87	20, Moses Malone	27, Gus Williams
April 23 at The Summit	Rockets 91-70	28, Moses Malone	18, Gus Williams
April 25 at Seattle	Sonics 104-83	24, Moses Malone	30, Jack Sikma

1985 Playoff Results

Western Conference First Round - Utah defeats Houston, 3-2

Date/Site	Result	Rockets High Scorer	Opponents High Scorer
April 19 at The Summit	Jazz 115-101	26, Ralph Sampson	34, Adrian Dantley
April 21 at The Summit	Rockets 122-96	27, Lewis Lloyd	22, Jeff Wilkins
April 24 at Utah	Jazz 112-104	26, Hakeem Olajuwon	29, Adrian Dantley
April 26 at Utah	Rockets 96-94	18, H. Olajuwon/R. Sampson	22, Rickey Green
April 28 at The Summit	Jazz 104-97	32, Hakeem Olajuwon	25, Adrian Dantley

1986 Playoff Results

Western Conference First Round - Houston defeats Sacramento, 3-0

Date/Site	Result	Rockets High Scorer	Opponents High Scorer
April 17 at The Summit	Rockets 107-87	29, Hakeem Olajuwon	18, Reggie Theus
April 19 at The Summit	Rockets 111-103	29, Robert Reid	20, Larry Drew
April 22 at Sacramento	Rockets 113-98	25, Lewis Lloyd/Ralph Sampson	33, Eddie Johnson

Western Conference Semifinals - Houston defeats Denver, 4-2

April 26 at The Summit	Rockets 126-119	38, Hakeem Olajuwon	34, Alex English
April 29 at The Summit	Rockets 119-101	27, Ralph Sampson	18, Blair Rasmussen
May 2 at Denver	Nuggets 116-115	31, Hakeem Olajuwon	33, Alex English
May 4 at Denver	Nuggets 114-111 (OT)	28, Ralph Sampson	28, Alex English
May 6 at The Summit	Rockets 131-103	36, Hakeem Olajuwon	27, Alex English
May 8 at Denver	Rockets 126-122 (2OT)	28, Hakeem Olajuwon	42, Alex English

Western Conference Finals - Houston defeats L.A. Lakers, 4-1

May 10 at Los Angeles	Lakers 119-107	28, Hakeem Olajuwon	31, Kareem Abdul-Jabbar
May 13 at Los Angeles	Rockets 112-102	24, Lewis Lloyd/Ralph Sampson	24, Earvin Johnson
May 16 at The Summit	Rockets 117-109	40, Hakeem Olajuwon	33, Kareem Abdul-Jabbar
May 18 at The Summit	Rockets 105-95	35, Hakeem Olajuwon	26, James Worthy
May 21 at Los Angeles	Rockets 114-112	30, Hakeem Olajuwon	26, Kareem Abdul-Jabbar

NBA Finals - Boston defeats Houston, 4-2

May 26 at Boston	Celtics 112-100	33, Hakeem Olajuwon	23, Robert Parish
May 29 at Boston	Celtics 117-95	21, Hakeem Olajuwon	31, Larry Bird
June 1 at The Summit	Rockets 106-104	24, Ralph Sampson	28, Kevin McHale
June 3 at The Summit	Celtics 106-103	25, Ralph Sampson	22, Dennis Johnson/R. Parish
June 5 at The Summit	Rockets 111-96	32, Hakeem Olajuwon	33, Kevin McHale
June 8 at Boston	Celtics 114-97	19, Hakeem Olajuwon	29, L. Bird/K. McHale

Year-by-Year Playoff Results

1987 Playoff Results

Western Conference First Round - Houston defeats Portland, 3-1

Date/Site	Result	Rockets High Scorer	Opponents High Scorer
April 24 at Portland	Rockets 125-115	30, Hakeem Olajuwon	30, Kiki Vandeweghe
April 26 at Portland	Blazers 111-98	28, Allen Leavell/Ralph Sampson	32, Clyde Drexler
April 28 at The Summit	Rockets 117-108	35, Hakeem Olajuwon	26, Clyde Drexler
April 30 at The Summit	Rockets 113-101	27, Hakeem Olajuwon	27, Kiki Vandeweghe

Western Conference Semifinals - Seattle defeats Houston, 4-2

May 2 at The Summit	Sonics 111-106 (OT)	28, Hakeem Olajuwon	34, Dale Ellis
May 5 at The Summit	Sonics 99-97	27, Hakeem Olajuwon	30, Dale Ellis
May 7 at Seattle	Rockets 102-84	33, Hakeem Olajuwon	24, Tom Chambers
May 9 at Seattle	Sonics 117-102	20, H. Olajuwon/Rodney McCray	38, Tom Chambers
May 12 at The Summit	Rockets 112-107	26, Hakeem Olajuwon	27, Dale Ellis
May 14 at Seattle	Sonics 128-125 (2OT)	49, Hakeem Olajuwon	37, Tom Chambers

1988 Playoff Results

Western Conference First Round - Dallas defeats Houston, 3-1

Date/Site	Result	Rockets High Scorer	Opponents High Scorer
April 28 at Dallas	Mavericks 120-110	34, Hakeem Olajuwon	24, Roy Tarpley
April 30 at Dallas	Rockets 119-108	42, Eric Floyd/41, H. Olajuwon	33, Roy Tarpley
May 3 at The Summit	Mavericks 93-92	35, Hakeem Olajuwon	17, Roy Tarpley
May 5 at The Summit	Mavericks 107-97	40, Hakeem Olajuwon	38, Mark Aguirre

1989 Playoff Results

Western Conference First Round - Seattle defeats Houston, 3-1

Date/Site	Result	Rockets High Scorer	Opponents High Scorer
April 28 at Seattle	Sonics 111-107	28, Hakeem Olajuwon	25, Dale Ellis
April 30 at Seattle	Sonics 109-97	30, Hakeem Olajuwon	20, Xavier McDaniel/Alton Lister
May 3 at The Summit	Rockets 126-107	28, Eric Floyd	26, Dale Ellis
May 5 at The Summit	Sonics 98-96	24, Hakeem Olajuwon	26, Dale Ellis

1990 Playoff Results

Western Conference First Round - L.A. Lakers defeat Houston, 3-1

Date/Site	Result	Rockets High Scorer	Opponents High Scorer
April 27 at Los Angeles	Lakers 101-89	21, Otis Thorpe	34, James Worthy
April 29 at Los Angeles	Lakers 104-100	27, Eric Floyd	32, James Worthy
May 1 at The Summit	Rockets 114-108	27, Otis Thorpe	26, James Worthy
May 3 at The Summit	Lakers 109-88	28, Hakeem Olajuwon	20, James Worthy

1991 Playoff Results

Western Conference First Round - L.A. Lakers defeat Houston, 3-0

Date/Site	Result	Rockets High Scorer	Opponents High Scorer
April 25 at Los Angeles	Lakers 94-92	22, Hakeem Olajuwon	20, Byron Scott
April 27 at Los Angeles	Lakers 109-98	31, Vernon Maxwell	29, James Worthy
April 30 at The Summit	Lakers 94-90	21, Otis Thorpe/H. Olajuwon	38, Earvin Johnson

1993 Playoff Results

Western Conference First Round - Houston defeats L.A. Clippers, 3-2

Date/Site	Result	Rockets High Scorer	Opponents High Scorer
April 29 at The Summit	Rockets 117-94	28, Hakeem Olajuwon	26, Mark Jackson
May 1 at The Summit	Clippers 95-83	30, Hakeem Olajuwon	29, Ron Harper
May 3 at Los Angeles	Rockets 111-99	32, Hakeem Olajuwon	23, Danny Manning
May 5 at Los Angeles	Clippers 93-90	25, Hakeem Olajuwon	21, Ron Harper
May 8 at The Summit	Rockets 84-80	31, Hakeem Olajuwon	24, Danny Manning

Western Conference Semifinals - Seattle defeats Houston, 4-3

May 10 at Seattle	Sonics 99-90	26, Hakeem Olajuwon	23, Ricky Pierce
May 12 at Seattle	Sonics 111-100	28, Hakeem Olajuwon	23, Sam Perkins
May 15 at The Summit	Rockets 97-79	28, Otis Thorpe	12, Shawn Kemp
May 16 at The Summit	Rockets 103-92	24, Hakeem Olajuwon	23, Shawn Kemp
May 18 at Seattle	Sonics 120-95	25, Hakeem Olajuwon	24, Ricky Pierce
May 20 at The Summit	Rockets 103-90	30, Kenny Smith	14, Sam Perkins/Gary Payton
May 22 at Seattle	Sonics 103-100 (OT)	23, Hakeem Olajuwon	25, Ricky Pierce

Year-by-Year Playoff Results

1994 Playoff Results

Western Conference First Round - Houston defeats Portland, 3-1

Date/Site	Result	Rockets High Scorer	Opponents High Scorer
April 29 at The Summit	Rockets 114-104	26, Hakeem Olajuwon	26, Clyde Drexler
May 1 at The Summit	Rockets 115-104	46, Hakeem Olajuwon	28, Cliff Robinson
May 3 at Portland	Blazers 118-115	36, Hakeem Olajuwon	25, Rod Strickland
May 6 at Portland	Rockets 92-89	28, Hakeem Olajuwon	26, Rod Strickland

Western Conference Semifinals - Houston defeats Phoenix, 4-3

May 8 at The Summit	Suns 91-87	36, Hakeem Olajuwon	21, Charles Barkley
May 11 at The Summit	Suns 124-117 (OT)	31, Hakeem Olajuwon	34, Charles Barkley
May 13 at Phoenix	Rockets 118-102	34, Vernon Maxwell	38, Kevin Johnson
May 15 at Phoenix	Rockets 107-96	28, Hakeem Olajuwon	38, Kevin Johnson
May 17 at The Summit	Rockets 109-86	20, Otis Thorpe/H. Olajuwon	30, Charles Barkley
May 19 at Phoenix	Suns 103-89	23, Hakeem Olajuwon	28, Kevin Johnson
May 21 at The Summit	Rockets 104-94	37, Hakeem Olajuwon	25, Kevin Johnson

Western Conference Finals - Houston defeats Utah, 4-1

May 23 at The Summit	Rockets 100-88	31, Hakeem Olajuwon	20, Karl Malone
May 25 at The Summit	Rockets 104-99	41, Hakeem Olajuwon	32, Karl Malone
May 27 at Utah	Jazz 95-86	29, Hakeem Olajuwon	22, Karl Malone
May 29 at Utah	Rockets 80-78	25, Kenny Smith	25, Karl Malone
May 31 at The Summit	Rockets 94-83	22, Robert Horry/H. Olajuwon	31, Karl Malone

NBA Finals - Houston defeats New York, 4-3

June 8 at The Summit	Rockets 85-78	28, Hakeem Olajuwon	23, Patrick Ewing
June 10 at The Summit	Knicks 91-83	25, Hakeem Olajuwon	19, John Starks
June 12 at New York	Rockets 93-89	21, Hakeem Olajuwon	21, Derek Harper
June 15 at New York	Knicks 91-82	32, Hakeem Olajuwon	21, Derek Harper
June 17 at New York	Knicks 91-84	27, Hakeem Olajuwon	27, Patrick Ewing
June 19 at The Summit	Rockets 86-84	30, Hakeem Olajuwon	25, John Starks
June 22 at The Summit	Rockets 90-84	25, Hakeem Olajuwon	23, Derek Harper

1995 Playoff Results

Western Conference First Round - Houston defeats Utah, 3-2

Date/Site	Result	Rockets High Scorer	Opponents High Scorer
April 27 at Utah	Jazz 102-100	45, Hakeem Olajuwon	28, John Stockton
April 29 at Utah	Rockets 140-126	32, Kenny Smith	28, Karl Malone
May 3 at The Summit	Jazz 95-82	30, Hakeem Olajuwon	32, Karl Malone
May 5 at The Summit	Rockets 123-106	41, Clyde Drexler/40, H. Olajuwon	31, Karl Malone
May 7 at Utah	Rockets 95-91	33, Hakeem Olajuwon	35, Karl Malone

Western Conference Semifinals - Houston defeats Phoenix, 4-3

May 9 at Phoenix	Suns 130-108	31, Sam Cassell	26, Charles Barkley
May 11 at Phoenix	Suns 118-94	25, Hakeem Olajuwon	30, Charles Barkley
May 13 at The Summit	Rockets 118-85	36, Hakeem Olajuwon	14, Kevin Johnson
May 14 at The Summit	Suns 114-110	38, Hakeem Olajuwon	43, Kevin Johnson
May 16 at Phoenix	Rockets 103-97 (OT)	31, Hakeem Olajuwon	28, Kevin Johnson
May 18 at The Summit	Rockets 116-103	30, Hakeem Olajuwon	34, Charles Barkley
May 20 at Phoenix	Rockets 115-114	29, H. Olajuwon/Clyde Drexler	46, Kevin Johnson

Western Conference Finals - Houston defeats San Antonio, 4-2

May 22 at San Antonio	Rockets 94-93	27, Hakeem Olajuwon	24, David Robinson
May 24 at San Antonio	Rockets 106-96	41, Hakeem Olajuwon	32, David Robinson
May 26 at The Summit	Spurs 107-102	43, Hakeem Olajuwon	29, David Robinson
May 28 at The Summit	Spurs 103-81	20, Hakeem Olajuwon	20, David Robinson
May 30 at San Antonio	Rockets 111-90	42, Hakeem Olajuwon	22, David Robinson
June 1 at The Summit	Rockets 100-95	39, Hakeem Olajuwon	19, David Robinson

NBA Finals - Houston defeats Orlando, 4-0

June 7 at Orlando	Rockets 120-118 (OT)	31, Hakeem Olajuwon	26, Anfernee Hardaway/S. O'Neal
June 9 at Orlando	Rockets 117-106	34, Hakeem Olajuwon	33, Shaquille O'Neal
June 11 at The Summit	Rockets 106-103	31, Hakeem Olajuwon	28, Shaquille O'Neal
June 14 at The Summit	Rockets 113-101	35, Hakeem Olajuwon	25, A. Hardaway/S. O'Neal

1996 Playoff Results

Western Conference First Round - Houston defeats L.A. Lakers, 3-1

Date/Site	Result	Rockets High Scorer	Opponents High Scorer
April 25 at Los Angeles	Rockets 87-83	33, Hakeem Olajuwon	22, Cedric Ceballos
April 27 at Los Angeles	Lakers 104-94	22, Sam Cassell	26, Earvin Johnson
April 30 at The Summit	Rockets 104-98	30, Hakeem Olajuwon	18, Elden Campbell
May 2 at The Summit	Rockets 102-94	25, Hakeem Olajuwon	25, Cedric Ceballos

Year-by-Year Playoff Results

Western Conference Semifinals - Seattle defeats Houston, 4-0

May 4 at Seattle	Sonics 108-75	18, Robert Horry	28, Gary Payton
May 6 at Seattle	Sonics 105-101	19, Clyde Drexler	21, Detlef Schrempf
May 10 at The Summit	Sonics 115-112	28, Clyde Drexler	28, D. Schrempf/G. Payton
May 12 at The Summit	Sonics 114-110 (OT)	26, Hakeem Olajuwon	32, Shawn Kemp

1997 Playoff Results

Western Conference First Round - Houston defeats Minnesota, 3-0

Date/Site	Result	Rockets High Scorer	Opponents High Scorer
April 24 at The Summit	Rockets 112-95	21, Mario Elie	28, Stephon Marbury
April 26 at The Summit	Rockets 96-84	20, Charles Barkley	22, Stephon Marbury
April 29 at Minnesota	Rockets 125-120	26, Matt Maloney	27, Tom Gugliotta

Western Conference Semifinals - Houston defeats Seattle, 4-3

May 5 at The Summit	Rockets 112-102	22, Clyde Drexler	24, Shawn Kemp
May 7 at The Summit	Sonics 106-101	25, Clyde Drexler	22, Shawn Kemp
May 9 at Seattle	Rockets 97-93	24, Hakeem Olajuwon	28, S. Kemp/Gary Payton
May 11 at Seattle	Rockets 110-106 (OT)	26, Charles Barkley/Matt Maloney	27, Gary Payton
May 13 at The Summit	Sonics 100-94	31, Hakeem Olajuwon	23, Hersey Hawkins
May 15 at Seattle	Sonics 99-96	30, Hakeem Olajuwon	22, Shawn Kemp
May 17 at The Summit	Rockets 96-91	24, Clyde Drexler	27, Gary Payton

Western Conference Finals - Utah defeats Houston, 4-2

May 19 at Utah	Jazz 101-86	30, Hakeem Olajuwon	21, Karl Malone
May 21 at Utah	Jazz 104-92	30, Hakeem Olajuwon	26, John Stockton
May 23 at The Summit	Rockets 118-100	31, Eddie Johnson	21, Karl Malone
May 25 at The Summit	Rockets 95-92	27, Hakeem Olajuwon	22, K. Malone/J. Stockton
May 27 at Utah	Jazz 96-91	33, Hakeem Olajuwon	29, Karl Malone
May 29 at The Summit	Jazz 103-100	33, Clyde Drexler	25, John Stockton

1998 Playoff Results

Western Conference First Round - Utah defeats Houston, 3-2

Date/Site	Result	Rockets High Scorer	Opponents High Scorer
April 23 at Utah	Rockets 103-90	22, Clyde Drexler	25, Karl Malone
April 25 at Utah	Jazz 105-90	16, Hakeem Olajuwon	29, Karl Malone
April 29 at Compaq Center	Rockets 89-85	28, Hakeem Olajuwon	19, K. Malone/Bryon Russell
May 1 at Compaq Center	Jazz 93-71	27, Hakeem Olajuwon	29, Karl Malone
May 3 at Utah	Jazz 84-70	16, Kevin Willis	31, Karl Malone

1999 Playoff Results

Western Conference First Round - L.A. Lakers defeat Houston, 3-1

Date/Site	Result	Rockets High Scorer	Opponents High Scorer
May 9 at Los Angeles	Lakers 101-100	25, Charles Barkley	29, Glen Rice
May 11 at Los Angeles	Lakers 110-98	20, Sam Mack	28, Shaquille O'Neal
May 13 at Compaq Center	Rockets 102-88	37, Scottie Pippen	26, Shaquille O'Neal
May 15 at Compaq Center	Lakers 98-88	20, Charles Barkley	37, Shaquille O'Neal

2004 Playoff Results

Western Conference First Round - L.A. Lakers defeat Houston, 4-1

Date/Site	Result	Rockets High Scorer	Opponents High Scorer
April 17 at Los Angeles	Lakers 72-71	18, Steve Francis	20, Shaquille O'Neal
April 19 at Los Angeles	Lakers 98-84	21, Yao Ming	36, Kobe Bryant
April 23 at Toyota Center	Rockets 102-91	27, Steve Francis	25, Shaquille O'Neal
April 25 at Toyota Center	Lakers 92-88 (OT)	17, Steve Francis	30, Karl Malone
April 28 at Los Angeles	Lakers 97-78	17, Jim Jackson	31, Kobe Bryant

2005 Playoff Results

Western Conference First Round - Dallas defeats Houston, 4-3

Date/Site	Result	Rockets High Scorer	Opponents High Scorer
April 23 at Dallas	Rockets 98-86	34, Tracy McGrady	21, Dirk Nowitzki
April 25 at Dallas	Rockets 113-111	33, Yao Ming	26, Dirk Nowitzki
April 28 at Toyota Center	Mavericks 106-102	28, Tracy McGrady	28, Dirk Nowitzki
April 30 at Toyota Center	Mavericks 97-93	36, Tracy McGrady	32, Jason Terry
May 2 at Dallas	Mavericks 103-100	30, Yao Ming	23, Dirk Nowitzki
May 5 at Toyota Center	Rockets 101-83	37, Tracy McGrady	21, Jerry Stackhouse
May 7 at Dallas	Mavericks 116-76	33, Yao Ming	31, Jason Terry

Year-by-Year Playoff Results

2007 Playoff Results

Western Conference First Round - Utah defeats Houston, 4-3

Date/Site	Result	Rockets High Scorer	Opponents High Scorer
April 21 at Toyota Center	Rockets 84-75	28, Yao Ming	15, Derek Fisher/Deron Williams
April 23 at Toyota Center	Rockets 98-90	31, Tracy McGrady	41, Carlos Boozer
April 26 at Utah	Jazz 81-67	26, Yao Ming	22, Carlos Boozer
April 28 at Utah	Jazz 98-85	20, Yao Ming	25, Deron Williams
April 30 at Toyota Center	Rockets 96-92	26, Tracy McGrady	26, Carlos Boozer
May 3 at Utah	Jazz 94-82	26, Tracy McGrady	22, Carlos Boozer
May 5 at Toyota Center	Jazz 103-99	29, T. McGrady/Yao Ming	35, Carlos Boozer

2008 Playoff Results

Western Conference First Round - Utah defeats Houston, 4-2

Date/Site	Result	Rockets High Scorer	Opponents High Scorer
April 19 at Toyota Center	Jazz 93-82	22, Shane Battier	21, Andrei Kirilenko
April 21 at Toyota Center	Jazz 90-84	23, Tracy McGrady	22, Deron Williams
April 24 at Utah	Rockets 94-92	27, Tracy McGrady	28, Deron Williams
April 26 at Utah	Jazz 86-82	23, Tracy McGrady	17, Deron Williams
April 29 at Toyota Center	Rockets 95-69	29, Tracy McGrady	19, Carlos Boozer
May 2 at Utah	Jazz 113-91	40, Tracy McGrady	25, Deron Williams

2009 Playoff Results

Western Conference First Round - Houston defeats Portland, 4-2

Date/Site	Result	Rockets High Scorer	Opponents High Scorer
April 18 at Portland	Rockets 108-81	27, Aaron Brooks	21, Brandon Roy
April 21 at Portland	Blazers 107-103	23, Aaron Brooks	42, Brandon Roy
April 24 at Toyota Center	Rockets 86-83	19, Luis Scola	19, Brandon Roy
April 26 at Toyota Center	Rockets 89-88	21, Yao Ming	31, Brandon Roy
April 28 at Portland	Blazers 88-77	21, Luis Scola	25, LaMarcus Aldridge/Brandon Roy
April 30 at Toyota Center	Rockets 92-76	27, Ron Artest	26, LaMarcus Aldridge

Western Conference Semifinals - L.A. Lakers defeat Houston, 4-3

Date/Site	Result	Rockets High Scorer	Opponents High Scorer
May 4 at Los Angeles	Rockets 100-92	28, Yao Ming	32, Kobe Bryant
May 6 at Los Angeles	Lakers 111-98	25, Ron Artest	40, Kobe Bryant
May 8 at Toyota Center	Lakers 108-94	25, Ron Artest	33, Kobe Bryant
May 10 at Toyota Center	Rockets 99-87	34, Aaron Brooks	30, Pau Gasol
May 12 at Los Angeles	Lakers 118-78	14, Aaron Brooks	26, Kobe Bryant
May 14 at Toyota Center	Rockets 95-80	26, Aaron Brooks	32, Kobe Bryant
May 17 at Los Angeles	Lakers 89-70	13, Aaron Brooks	21, Pau Gasol

2013 Playoff Results

Western Conference First Round - Oklahoma City defeats Houston, 4-2

Date/Site	Result	Rockets High Scorer	Opponents High Scorer
April 21 at Oklahoma City	Thunder 120-91	20, James Harden	24, Kevin Durant
April 24 at Oklahoma City	Thunder 105-102	36, James Harden	29, Kevin Durant/Russell Westbrook
April 27 at Toyota Center	Thunder 104-101	30, James Harden	41, Kevin Durant
April 29 at Toyota Center	Rockets 105-103	27, Chandler Parsons	38, Kevin Durant
May 1 at Oklahoma City	Rockets 107-100	31, James Harden	36, Kevin Durant
May 3 at Toyota Center	Thunder 103-94	26, James Harden	27, Kevin Durant

2014 Playoff Results

Western Conference First Round - Portland defeats Houston, 4-2

Date/Site	Result	Rockets High Scorer	Opponents High Scorer
April 20 at Toyota Center	Blazers 122-120 (OT)	27, J. Harden/D. Howard	46, LaMarcus Aldridge
April 23 at Toyota Center	Blazers 112-105	32, Dwight Howard	43, LaMarcus Aldridge
April 25 at Portland	Rockets 121-116 (OT)	37, James Harden	30, Damian Lillard
April 27 at Portland	Blazers 123-120 (OT)	28, James Harden	29, LaMarcus Aldridge
April 30 at Toyota Center	Rockets 108-98	22, Dwight Howard	27, Wes Mathews
May 2 at Portland	Blazers 99-98	34, James Harden	30, LaMarcus Aldridge

Year-by-Year Playoff Results

2015 Playoff Results

Western Conference First Round - Houston defeats Dallas 4-1

Date/Site	Result	Rockets High Scorer	Opponents High Scorer
April 18 at Toyota Center	Rockets 118-108	24, James Harden	24, Dirk Nowitzki
April 21 at Toyota Center	Rockets 111-99	28, Dwight Howard	24, Monta Ellis
April 24 at Dallas	Rockets 130-128	42, James Harden	34, Monta Ellis, Dirk Nowitzki
April 26 at Dallas	Mavericks 121-109	24, James Harden	31, Monta Ellis
April 28 at Toyota Center	Rockets 103-94	28, James Harden	25, Monta Ellis

Western Conference Semifinals - Houston defeats L.A. Clippers 4-3

Date/Site	Result	Rockets High Scorer	Opponents High Scorer
May 4 at Toyota Center	Clippers 117-101	22, Dwight Howard	26, Blake Griffin
May 6 at Toyota Center	Rockets 115-109	32, James Harden	34, Blake Griffin
May 8 at Los Angeles	Clippers 117-101	22, Dwight Howard	26, Blake Griffin
May 10 at Los Angeles	Clippers 128-95	21, James Harden	26, DeAndre Jordan
May 12 at Toyota Center	Rockets 124-103	26, James Harden	30, Blake Griffin
May 14 at Los Angeles	Rockets 119-107	23, James Harden	31, Chris Paul
May 17 at Toyota Center	Rockets 113-100	31, James Harden	27, Blake Griffin

Western Conference Finals - Golden State defeats Houston 4-1

Date/Site	Result	Rockets High Scorer	Opponents High Scorer
May 19 at Golden State	Warriors 110-106	28, James Harden	34, Stephen Curry
May 21 at Golden State	Warriors 99-98	38, James Harden	33, Stephen Curry
May 23 at Toyota Center	Warriors 115-80	17, James Harden	40, Stephen Curry
May 25 at Toyota Center	Rockets 128-115	45, James Harden	24, Klay Thompson
May 27 at Golden State	Warriors 104-90	18, Dwight Howard	26, Stephen Curry

2016 Playoff Results

Western Conference First Round - Golden State defeats Houston 4-1

Date/Site	Result	Rockets High Scorer	Opponents High Scorer
April 16 at Golden State	Warriors 104-78	17, James Harden	24, Stephen Curry
April 18 at Golden State	Warriors 115-106	28, James Harden	34, Klay Thompson
April 21 at Toyota Center	Rockets, 97-96	35, James Harden	22, Marreese Speights
April 24 at Toyota Center	Warriors 121-94	19, Dwight Howard	23, Klay Thompson
April 27 at Golden State	Warriors 114-81	35, James Harden	27, Klay Thompson

2017 Playoff Results

Western Conference First Round - Houston defeats Oklahoma City 4-1

Date/Site	Result	Rockets High Scorer	Opponents High Scorer
April 16 vs. Oklahoma City	Rockets 118-87	37, James Harden	22, Russell Westbrook
April 19 vs. Oklahoma City	Rockets 115-111	35, James Harden	51, Russell Westbrook
April 21 at Oklahoma City	Thunder 115-113	44, James Harden	32, Russell Westbrook
April 23 at Oklahoma City	Rockets 113-109	28, Nenê	35, Russell Westbrook
April 25 vs. Oklahoma City	Rockets 1059-99	34, James Harden	47, Russell Westbrook

Western Conference Semifinals - San Antonio defeats Houston 4-2

Date/Site	Result	Rockets High Scorer	Opponents High Scorer
May 1 at San Antonio	Rockets 126-99	23, Trevor Ariza	21, Kawhi Leonard
May 3 at San Antonio	Spurs 121-96	18, Ryan Anderson	34, Kawhi Leonard
May 5 vs. San Antonio	Spurs 103-92	43, James Harden	26, Kawhi Leonard
May 7 vs. San Antonio	Rockets 125-104	28, James Harden	17, Jonathan Simmons
May 9 at San Antonio	Spurs 110-107 (OT)	33, James Harden	22, Kawhi Leonard
May 11 vs. San Antonio	Spurs 114-75	20, Trevor Ariza	34, LaMarcus Aldridge

Year-by-Year Playoff Statistics

1969 (2-4)

Player	G-S	Min	FGM-A	Pct.	FTM-A	Pct.	Reb.	Avg.	A	Avg.	PF-D	TP	Avg.
Hayes	6-6	278	60-114	.526	35-53	.660	83	13.8	5	0.8	21-0	155	25.8
Kojis	6-6	232	48-109	.440	25-31	.806	51	8.5	21	3.5	22-1	121	20.2
Lantz	6-6	208	30-69	.435	21-27	.778	21	3.5	10	1.7	22-0	81	13.5
Block	5-0	97	24-45	.533	14-18	.778	14	2.8	3	0.6	18-0	62	12.4
Adelman	6-6	187	24-53	.453	22-37	.595	15	2.5	29	4.8	18-0	70	11.7
Kimball	6-6	197	23-53	.434	13-25	.520	74	12.3	4	0.7	17-0	59	9.8
Riley	5-0	76	16-37	.432	5-6	.833	11	2.2	2	0.4	13-0	37	7.4
Williams	6-0	102	12-25	.480	3-7	.429	17	2.8	32	5.3	15-0	27	4.5
Barnett	6-0	51	9-23	.391	7-8	.875	3	0.5	7	1.2	5-0	25	4.2
Finkel	2-0	12	0-3	.000	0-0	—	7	3.5	0	0.0	3-0	0	0.0
S.D. ROCKETS	6	1440	246-531	.463	145-212	.684	296	49.3	113	18.8	154-1	637	106.2
OPPONENTS	6	1440	254-585	.434	144-223	.646	323	53.8	112	18.7	162-1	652	108.7

1975 (3-5)

Player	G-S	Min	FGM-A	Pct.	FTM-A	Pct.	Rebounds		A	Avg.	PF-D	S	B	TP	Avg.
							O-D-Tot	Avg.							
Murphy	8-8	305	72-156	.462	51-57	.895	9-10-19	2.4	45	5.6	36-2	14	1	195	24.4
Tomjanovich	8-8	304	72-128	.563	40-48	.833	22-42-64	8.0	23	2.9	17-0	1	4	184	23.0
Newlin	8-8	299	52-107	.486	26-29	.897	11-22-33	4.1	45	5.6	25-0	12	0	130	16.3
Ratliff	8-8	291	36-87	.414	17-20	.850	24-29-53	6.6	35	4.4	31-0	14	1	89	11.1
Kunnert	8-8	244	35-81	.432	17-26	.654	11-49-60	7.5	12	1.5	37-1	4	13	87	10.9
Riley	8-0	152	25-42	.595	6-16	.375	12-24-36	4.5	15	1.9	18-0	9	2	56	7.0
Bailey	8-0	116	18-36	.500	9-10	.900	6-13-19	2.4	16	2.0	12-0	6	2	45	5.6
Hawes	8-0	128	18-38	.474	8-9	.889	3-26-29	3.6	13	1.6	11-0	3	3	44	5.5
Abdul-Aziz	6-0	68	12-31	.387	2-5	.400	7-10-17	2.8	3	0.5	5-0	1	3	26	4.3
Wells	4-0	5	3-5	.600	0-0	—	0-1-1	0.3	1	0.3	1-0	0	0	6	1.5
Wohl	4-0	8	3-3	1.000	0-0	—	0-1-1	0.3	2	0.5	2-0	1	0	6	1.5
ROCKETS	8	1920	346-714	.485	176-220	.800	105-227-332	41.5	210	26.3	195-3	65	29	868	108.5
OPPONENTS	8	1920	346-713	.485	171-208	.822	111-237-348	43.5	208	26.0	193-4	62	24	863	107.9

1977 (6-6)

Player	G-S	Min	FGM-A	Pct.	FTM-A	Pct.	Rebounds		A	Avg.	PF-D	S	B	TP	Avg.
							O-D-Tot	Avg.							
Tomjanovich	12-12	457	107-212	.505	29-37	.784	24-41-65	5.4	24	2.0	36-0	7	3	243	20.3
Murphy	12-12	420	102-213	.479	28-30	.933	7-12-19	1.6	75	6.3	47-1	19	2	232	19.3
Malone	12-12	518	81-162	.500	63-91	.692	84-119-203	16.9	7	0.6	42-0	13	21	225	18.8
Lucas	12-12	430	75-139	.540	26-34	.765	4-29-33	2.8	83	6.9	33-1	24	4	176	14.7
Newlin	12-0	316	75-143	.524	21-28	.750	8-26-34	2.8	53	4.4	37-0	15	0	171	14.3
Kunnert	12-5	328	51-104	.490	12-23	.522	48-59-107	8.9	14	1.2	51-2	2	8	114	9.5
Jones	12-6	246	28-63	.444	18-23	.783	13-38-51	4.3	15	1.3	32-2	8	3	74	6.2
Johnson	12-0	146	24-61	.393	10-15	.667	7-22-29	2.4	9	0.8	20-0	4	0	58	4.8
Kennedy	6-1	35	5-10	.500	2-2	1.000	4-8-12	2.0	0	0.0	6-0	0	0	12	2.0
White	1-0	2	1-3	.333	0-0	—	1-0-1	1.0	0	0.0	0-0	1	0	2	2.0
Owens	3-0	7	0-1	.000	0-0	—	0-2-2	0.7	0	0.0	1-0	1	0	0	0.0
ROCKETS	12	2905	549-1111	.494	209-283	.739	200-356-556	46.3	280	23.3	305-6	94	41	1307	108.9
OPPONENTS	12	2905	536-1086	.494	233-338	.689	161-334-495	41.3	279	23.3	281-4	82	59	1305	108.8

1979 (0-2)

Player	G-S	Min	FGM-A	Pct.	FTM-A	Pct.	Rebounds		A	Avg.	PF-D	S	TO	B	TP	Avg.
							O-D-Tot	Avg.								
Malone	2-2	78	18-41	.439	13-18	.722	25-16-41	20.5	2	1.0	5-0	1	8	8	49	24.5
Murphy	2-2	73	9-31	.290	8-9	.889	2-1-3	1.5	6	3.0	9-0	8	2	1	26	13.0
Barry	2-2	65	8-25	.320	8-8	1.000	2-6-8	4.0	9	4.5	8-0	0	2	2	24	12.0
Newlin	2-2	67	8-20	.400	8-8	1.000	2-4-6	3.0	5	2.5	10-1	1	6	1	24	12.0
Jones	2-0	33	7-13	.538	6-6	1.000	4-8-12	6.0	3	1.5	3-0	1	6	4	20	10.0
Reid	2-0	45	7-17	.412	6-9	.667	5-4-9	4.5	2	1.0	7-0	1	5	2	20	10.0
Tomjanovich	2-2	64	9-23	.391	2-5	.400	7-7-14	7.0	2	1.0	1-0	1	1	1	20	10.0
Watts	2-0	43	6-15	.400	2-3	.667	4-3-7	3.5	7	3.5	8-0	4	7	1	14	7.0
Bradley	1-0	1	0-0	—	0-0	—	0-0-0	0.0	0	0.0	0-0	0	0	0	0	0.0
Dorsey	1-0	1	0-0	—	0-0	—	0-0-0	0.0	0	0.0	0-0	0	0	0	0	0.0
Dunleavy	1-0	10	0-2	.000	0-0	—	0-1-1	1.0	0	0.0	1-0	0	0	0	0	0.0
ROCKETS	2	480	72-187	.385	53-66	.803	51-50-101	50.5	36	18.0	52-1	17	37	20	197	98.5
OPPONENTS	2	480	83-182	.456	43-59	.729	40-67-107	53.5	55	27.5	58-2	14	32	15	209	104.5

Year-by-Year Playoff Statistics

1980 (2-5)

Player	G-S	Min	FGM-A	Pct.	3PM-A	Pct.	Rebounds		Avg.	A	Avg.	PF-D	S	TO	B	TP	Avg.	
							FTM-A	Pct.										O-D-Tot
Malone	7-7	275	74-138	.536	0-1	.000	33-43	.767	42-55-97	13.9	7	1.0	18-0	4	22	16	181	25.9
Murphy	7-7	265	58-108	.537	2-4	.500	13-13	1.000	4-6-10	1.4	26	3.7	29-1	11	16	0	131	18.7
Reid	7-7	266	52-102	.510	0-1	.000	22-26	.846	14-41-55	7.9	26	3.7	28-0	6	19	7	126	18.0
Tomjanovich	7-1	185	24-64	.375	1-7	.143	9-13	.692	12-28-40	5.7	10	1.4	21-1	2	14	0	58	8.3
Henderson	7-7	203	22-46	.478	0-1	.000	12-15	.800	5-11-16	2.3	42	6.0	19-0	7	11	4	56	8.0
Leavell	7-0	149	10-38	.263	0-4	.000	19-21	.905	2-10-12	1.7	24	3.4	12-0	6	6	0	39	5.6
Barry	6-0	79	12-33	.364	3-12	.250	6-6	1.000	0-6-6	1.0	15	2.5	11-0	1	10	1	33	5.5
M. Jones	6-0	70	11-18	.611	0-0	—	6-9	.667	8-14-22	3.7	4	0.7	8-0	0	4	2	28	4.7
Paultz	7-6	128	13-40	.325	0-0	—	4-7	.571	12-21-33	4.7	8	1.1	13-0	1	11	3	30	4.3
Bradley	4-0	15	6-9	.667	1-1	1.000	3-5	.600	1-2-3	0.8	1	0.3	2-0	1	0	0	16	4.0
Dunleavy	6-0	45	6-12	.500	0-2	.000	5-6	.833	2-3-5	0.8	13	1.8	11-0	5	6	0	17	2.8
ROCKETS	7	1680	288-608	.474	7-33	.212	132-164	.805	102-197-299	42.7	176	25.1	172-2	44	122	33	715	102.1
OPPONENTS	7	1680	305-613	.498	8-33	.242	145-178	.815	94-190-284	40.6	183	26.1	169-1	60	96	28	763	109.0

1981 (12-9)

Player	G-S	Min	FGM-A	Pct.	3PM-A	Pct.	FTM-A	Pct.	Rebounds		Avg.	A	Avg.	PF-D	S	TO	B	TP	Avg.
									O-D-Tot										
Malone	21-21	955	207-432	.479	0-2	.000	148-208	.712	125-180-305	14.5	35	1.7	54-0	13	59	34	562	26.8	
Murphy	19-1	540	142-287	.495	2-7	.286	58-60	.967	7-17-24	1.3	57	3.0	69-0	26	42	0	344	18.1	
Reid	21-21	868	139-303	.459	0-2	.000	61-92	.663	56-86-142	6.8	98	4.7	80-2	50	44	24	339	16.1	
Paultz	21-21	720	111-246	.451	0-1	.000	32-48	.667	53-94-147	7.0	35	1.7	69-1	13	27	27	254	12.1	
Dunleavy	20-19	472	69-152	.454	6-15	.400	33-38	.868	9-33-42	2.1	68	3.4	59-1	15	30	1	177	8.9	
Henderson	21-21	615	59-132	.447	0-1	.000	23-28	.821	14-41-55	2.6	104	5.0	39-0	17	34	1	141	6.7	
Willoughby	19-1	417	42-116	.362	0-1	.000	30-40	.750	28-57-85	4.5	22	1.2	42-0	14	23	19	114	6.0	
Leavell	17-0	217	30-77	.390	0-0	—	15-17	.882	5-12-17	1.0	44	2.6	26-0	18	20	4	75	4.4	
Garrett	13-0	117	9-21	.429	0-0	—	7-8	.875	3-12-15	1.2	6	0.5	10-0	5	6	1	25	1.9	
Jones	12-0	88	10-21	.476	0-0	—	2-5	.400	7-11-18	1.5	5	0.4	15-0	3	2	2	22	1.8	
Tomjanovich	8-0	31	1-9	.111	0-3	.000	4-6	.667	2-4-6	0.8	0	0.0	3-0	0	2	0	6	0.8	
ROCKETS	21	5040	819-1796	.456	8-32	.250	413-550	.751	309-547-856	40.8	474	22.6	466-4	174	296	113	2059	98.0	
OPPONENTS	21	5040	835-1743	.479	9-54	.167	389-534	.728	293-616-909	43.3	508	24.2	490-9	148	341	117	2068	98.5	

1982 (1-2)

Player	G-S	Min	FGM-A	Pct.	3PM-A	Pct.	FTM-A	Pct.	Rebounds		Avg.	A	Avg.	PF-D	S	TO	B	TP	Avg.
									O-D-Tot										
Malone	3-3	136	29-67	.433	0-0	—	14-15	.933	28-23-51	17.0	10	3.3	8-0	2	6	2	72	24.0	
Hayes	3-3	124	17-50	.340	0-0	—	8-15	.533	7-23-30	10.0	3	1.0	12-0	2	6	10	42	14.0	
Leavell	3-3	93	20-47	.426	0-1	.000	2-2	1.000	1-4-5	1.7	10	3.3	9-0	4	4	1	42	14.0	
Reid	3-3	115	15-31	.484	0-0	—	4-5	.800	9-17-26	9.7	9	3.0	10-0	5	0	2	34	11.3	
Dunleavy	3-0	66	9-22	.409	0-4	.000	5-6	.833	0-3-3	1.0	9	3.0	7-0	2	1	0	23	7.7	
Murphy	3-0	57	5-22	.227	0-3	.000	7-8	.875	2-1-3	1.0	4	1.3	7-0	1	4	0	17	5.7	
Henderson	3-3	68	5-16	.313	0-0	—	4-4	1.000	5-3-8	2.7	9	3.0	5-0	0	4	0	14	4.7	
Spriggs	2-0	9	3-4	.750	0-0	—	0-1	.000	0-1-1	0.5	2	1.0	3-0	0	0	0	6	3.0	
Paultz	3-0	34	3-9	.333	0-0	—	1-3	.333	2-2-4	1.3	1	0.3	4-0	0	1	2	7	2.3	
Willoughby	2-0	17	1-2	.500	0-0	—	2-2	1.000	2-4-6	3.0	1	0.5	1-0	0	1	0	4	2.0	
Garrett	1-0	1	0-1	.000	0-1	.000	0-0	—	0-0-0	0.0	0	0.0	0-0	0	0	0	0	0.0	
ROCKETS	3	720	107-271	.395	0-9	.000	47-61	.770	56-81-137	45.7	58	19.3	66-0	16	28	17	261	87.0	
OPPONENTS	3	720	113-263	.430	1-4	.250	49-68	.721	55-96-151	50.3	80	26.7	66-1	17	33	5	276	92.0	

1985 (2-3)

Player	G-S	Min	FGM-A	Pct.	3PM-A	Pct.	Rebounds											
							FTM-A	Pct.	O-D-Tot	Avg.	A	Avg.	PF-D	S	TO	B	TP	Avg.
Olajuwon	5-5	187	42-88	.477	0-0	—	22-46	.478	33-32-65	11.0	7	1.4	22-0	7	11	13	106	21.2
Sampson	5-5	193	43-100	.430	1-1	1.000	19-37	.514	25-58-83	16.6	7	1.4	23-2	2	17	8	106	21.2
Lloyd	5-5	174	38-77	.494	0-0	—	10-14	.714	15-14-29	5.8	25	5.0	12-0	7	10	8	86	17.2
Lucas	5-4	152	26-80	.325	2-14	.143	14-22	.636	7-14-21	4.2	27	5.4	14-0	6	7	0	68	13.6
McCray	5-5	181	19-34	.559	0-0	—	15-23	.652	9-21-30	6.0	11	2.2	17-0	6	13	1	53	10.6
Reid	5-0	87	19-45	.422	0-4	.000	0-0	—	3-14-17	3.4	5	1.0	22-0	4	6	2	38	7.6
Wiggins	5-0	45	9-18	.500	0-0	—	0-0	—	3-1-4	0.8	1	0.2	6-0	4	3	0	18	3.6
Hollins	5-1	94	8-26	.308	0-0	—	1-1	1.000	1-8-9	1.8	18	3.6	16-1	4	7	0	17	3.4
Micheaux	5-0	57	6-19	.316	0-1	.000	4-10	.400	12-9-21	4.2	0	0.0	8-0	0	3	2	16	3.2
Ehlo	3-0	6	1-1	1.000	0-0	—	2-2	1.000	0-0-0	0.0	0	0.0	3-0	4	0	0	4	1.3
Leavell	5-0	16	2-6	.333	0-2	.000	2-2	1.000	1-2-3	0.6	3	0.6	2-0	0	1	0	6	1.2
Petersen	3-0	8	1-1	1.000	0-0	—	0-0	—	1-1-2	0.7	1	0.3	2-0	0	1	0	2	0.7
ROCKETS	5	1200	214-495	.432	3-22	.136	89-157	.567	110-174-284	56.8	105	21.0	147-3	44	80	34	520	104.0
OPPONENTS	5	1200	180-418	.431	8-28	.286	153-188	.814	66-169-235	47.0	116	23.2	126-0	36	96	43	521	104.2

Year-by-Year Playoff Statistics

1986 (13-7)

Player	G-S	Min	FGM-A	Pct.	3PM-A	Pct.	FTM-A	Pct.	Rebounds		Avg.	A	Avg.	PF-D	S	TO	B	TP	Avg.
									O-D-Tot										
Olajuwon	20-20	766	205-387	.530	0-1	.000	127-199	.638	101-135-236	11.8	39	2.0	87-3	40	43	69	537	26.9	
Sampson	20-20	741	156-301	.518	1-1	1.000	86-118	.729	66-149-215	10.8	80	4.0	79-1	30	71	35	399	20.0	
Reid	20-20	773	124-288	.431	3-21	.143	47-59	.797	13-70-83	4.2	137	6.9	74-1	27	42	1	298	14.9	
Lloyd	20-20	589	116-241	.481	2-5	.400	47-58	.810	34-32-66	3.3	86	4.3	47-0	16	47	6	281	14.1	
McCray	20-20	835	108-202	.535	0-3	.000	43-58	.741	23-95-118	5.9	125	6.3	45-0	18	37	19	259	13.0	
Wiggins	20-0	443	89-179	.497	0-3	.000	21-28	.750	38-38-76	3.8	31	1.6	44-0	14	27	3	199	10.0	
Petersen	20-0	378	44-108	.407	0-0	—	23-33	.697	47-64-111	5.6	21	1.1	58-1	9	16	9	111	5.6	
Leavell	15-0	170	24-80	.300	7-15	.467	20-23	.870	3-12-15	1.0	40	2.7	12-0	9	9	0	75	5.0	
Ehlo	10-0	38	8-16	.500	0-1	.000	4-5	.800	1-2-3	0.3	6	0.6	4-0	4	3	1	20	2.0	
Harris	15-0	83	14-29	.483	0-0	—	2-5	.400	5-5-10	0.7	2	0.1	3-0	4	2	3	30	2.0	
Waiters	11-0	26	4-7	.571	0-0	—	0-0	—	2-3-5	0.5	0	0.0	3-0	1	1	3	8	0.7	
McDowell	13-0	33	2-7	.286	0-0	—	5-8	.625	4-4-8	0.6	2	0.2	6-0	0	2	0	9	0.7	
ROCKETS	20	4875	894-1845	.485	13-50	.260	425-594	.715	337-609-946	47.3	28.5	569	462-6	172	303	149	2226	111.3	
OPPONENTS	20	4875	842-1808	.466	38-124	.306	427-545	.783	301-571-872	43.6	534	26.7	480-3	175	329	101	2149	107.5	

1987 (5-5)

Player	G-S	Min	FGM-A	Pct.	3PM-A	Pct.	Rebounds				Avg.	A	Avg.	PF-D	S	TO	B	TP	Avg.
							FTM-A	Pct.	O-D-Tot										
Olajuwon	10-10	389	110-179	.615	0-1	.000	72-97	.742	39-74-113	11.3	25	2.5	44-1	13	36	43	292	29.2	
Sampson	10-10	330	75-146	.514	1-2	.500	35-43	.814	27-61-88	8.8	21	2.1	47-1	2	31	12	186	18.6	
McCray	10-10	436	57-101	.564	0-2	.000	43-54	.796	32-51-83	8.3	56	5.6	21-0	5	26	9	157	15.7	
Leavell	10-10	384	44-107	.411	4-16	.250	49-60	.817	6-19-25	2.5	72	7.2	42-2	19	28	3	141	14.1	
Reid	10-10	431	56-155	.361	2-17	.118	15-23	.652	6-30-36	3.6	48	4.8	36-0	10	27	3	129	12.9	
Petersen	10-0	187	28-51	.549	0-0	—	12-18	.667	14-32-46	4.6	6	0.6	26-1	5	10	2	68	6.8	
Maxwell	10-0	177	18-34	.529	0-1	.000	26-35	.743	11-22-33	3.3	17	1.7	17-1	4	8	0	62	6.2	
Harris	9-0	91	16-43	.372	0-1	.000	5-6	.833	3-4-7	0.8	5	0.6	15-0	3	3	0	37	4.1	
Minniefield	8-0	27	4-8	.500	0-1	.000	6-6	1.000	2-0-2	0.3	2	0.3	8-0	1	4	0	14	1.8	
Anderson	5-0	5	1-3	.333	1-2	.500	2-2	1.000	1-0-1	0.2	0	0.0	1-0	0	1	0	5	1.0	
Johnson	5-0	10	2-6	.333	0-0	—	0-0	—	0-0-0	0.0	0	0.0	1-0	0	2	0	4	0.8	
Fell	6-0	8	0-0	—	0-0	—	2-2	1.000	0-1-1	0.2	0	0.0	0-0	0	0	0	2	0.3	
ROCKETS	10	2475	411-833	.493	8-43	.186	267-346	.772	141-294-435	43.5	252	25.2	258-6	62	181	72	1097	109.7	
OPPONENTS	10	2475	414-915	.452	20-65	.308	233-307	.759	161-274-435	43.5	252	25.2	278-5	92	141	44	1081	108.1	

1988 (1-3)

Player	G-S	Min	FGM-A	Pct.	3PM-A	Pct.	Rebounds		Avg.	A	Avg.	PF-D	S	TO	B	TP	Avg.	
							FTM-A	Pct.										O-D-Tot
Olajuwon	4-4	162	56-98	.571	0-1	.000	38-43	.884	20-47-67	16.8	7	1.8	14-0	9	9	11	150	37.5
Floyd	4-4	154	26-61	.426	4-8	.500	19-22	.864	3-4-7	1.8	34	8.5	10-0	8	12	0	75	18.8
Carroll	4-4	116	18-47	.383	0-0	—	8-10	.800	8-11-19	4.8	2	0.5	12-0	3	5	1	44	11.0
Reid	4-4	114	15-33	.455	3-7	.429	2-3	.667	3-12-15	3.8	8	2.0	13-0	2	3	0	35	8.8
McCray	4-4	159	12-31	.387	0-1	.000	8-12	.667	15-12-27	6.8	9	2.3	12-0	4	7	3	32	8.0
Petersen	4-0	98	12-23	.522	0-0	—	7-12	.583	7-14-21	5.3	6	1.5	11-1	1	4	2	31	7.8
Short	4-0	71	7-26	.269	0-1	.000	8-8	1.000	4-5-9	2.3	1	0.3	8-0	1	4	0	22	5.5
Leavell	4-0	38	7-19	.368	2-6	.333	4-4	1.000	0-3-3	0.8	9	2.3	6-0	2	6	0	20	5.0
Conner	1-0	1	0-0	—	0-0	—	2-2	1.000	0-1-1	1.0	1	1.0	0-0	1	0	0	2	2.0
Johnson	4-0	20	2-3	.667	0-0	—	1-2	.500	2-2-4	1.0	0	0.0	1-0	1	4	0	5	1.3
Maxwell	4-0	15	1-2	.500	0-0	—	0-0	—	1-0-1	0.3	1	0.3	1-0	0	0	0	2	0.5
Free	2-0	12	0-2	.000	0-1	.000	0-0	—	1-1-2	1.0	1	0.5	2-0	0	3	0	0	0.0
ROCKETS	4	960	156-345	.452	9-25	.360	97-118	.822	64-112-176	44.0	79	19.8	90-1	32	59	17	418	104.5
OPPONENTS	4	960	168-337	.499	6-23	.261	86-112	.768	56-115-171	42.8	99	24.8	92-1	36	62	24	428	107.0

1989 (1-3)

Player	G-S	Min	FGM-A	Pct.	3PM-A	Pct.	Rebounds											
							FTM-A	Pct.	O-D-Tot	Avg.	A	Avg.	PF-D	S	TO	B	TP	Avg.
Olajuwon	4-4	162	42-81	.519	0-0	—	17-25	.680	14-38-52	13.0	12	3.0	17-0	10	10	11	101	25.3
Thorpe	4-4	152	24-37	.649	0-0	—	16-21	.762	6-14-20	5.0	12	3.0	17-1	5	15	1	64	16.0
Floyd	4-4	160	22-46	.478	8-15	.533	10-14	.714	3-15-18	4.5	26	6.5	10-0	8	10	1	62	15.5
Woodson	4-4	137	17-49	.347	3-9	.333	10-12	.833	4-5-9	2.3	18	4.5	7-0	4	9	2	47	11.8
B. Johnson	4-4	118	19-40	.475	0-1	.000	8-14	.571	6-8-14	3.5	12	3.3	15-0	3	6	2	46	11.5
Berry	4-0	57	13-26	.500	0-0	—	7-8	.875	3-6-9	2.3	5	1.3	8-0	2	6	1	33	8.3
McCormick	4-0	53	7-13	.538	0-1	.000	8-9	.889	2-11-13	3.3	0	0.0	9-0	3	0	2	22	5.5
Short	4-0	37	8-21	.381	0-2	.000	3-5	.600	7-3-10	2.5	2	0.5	7-0	0	1	0	19	4.8
Chievous	4-0	40	5-17	.294	0-0	—	8-10	.800	5-1-6	1.5	2	0.5	7-0	1	3	1	18	4.5
F. Johnson	4-0	36	2-6	.333	0-1	.000	6-10	.600	1-4-5	1.3	7	1.8	3-0	1	4	0	10	2.5
Leavell	2-0	5	1-3	.333	0-0	—	2-2	1.000	0-0-0	0.0	1	0.5	0-0	0	0	0	4	2.0
Nevitt	2-0	3	0-0	—	0-0	—	0-0	—	0-1-1	0.5	0	0.0	0-0	0	0	0	0	0.0
ROCKETS	4	960	160-339	.472	11-29	.379	95-130	.731	51-106-157	39.3	97	24.3	100-1	37	66	21	426	106.5
OPPONENTS	4	960	163-345	.472	9-38	.237	90-119	.756	62-116-178	44.5	98	24.5	105-1	35	66	35	425	106.3

Year-by-Year Playoff Statistics

1990 (1-3)

Player	G-S	Min	FGM-A	Pct.	3PM-A	Pct.	Rebounds		Avg.	A	Avg.	PF-D	S	TO	B	TP	Avg.	
							FTM-A	Pct.										O-D-Tot
Thorpe	4-4	164	27-45	.600	0-0	—	26-38	.684	14-19-33	8.3	7	1.8	12-0	5	9	0	80	20.0
Maxwell	4-4	159	30-81	.370	8-26	.308	11-21	.524	5-7-12	3.0	17	4.3	12-0	5	6	0	79	19.8
Floyd	4-4	172	30-64	.469	3-12	.250	11-17	.647	7-8-15	3.8	41	10.3	5-0	5	15	1	74	18.5
Olajuwon	4-4	161	31-70	.443	0-0	—	12-17	.706	15-31-46	11.5	8	2.0	19-0	10	11	23	74	18.5
Johnson	4-4	148	20-48	.417	0-1	.000	11-13	.846	8-8-16	4.0	9	2.3	16-0	6	4	2	51	12.8
Wiggins	4-0	51	7-15	.467	0-0	—	2-3	.667	4-9-13	3.3	2	0.5	5-0	1	4	0	16	4.0
Smith	4-0	73	6-8	.750	0-0	—	0-0	—	7-6-13	3.3	5	1.3	11-0	4	5	0	12	3.0
Woodson	1-0	6	1-3	.333	0-1	.000	0-0	—	0-0-0	0.0	2	2.0	1-0	0	0	0	2	2.0
McCormick	3-0	21	1-3	.333	0-0	—	1-2	.500	1-7-8	2.7	0	0.0	5-0	0	0	0	3	1.0
Bowie	2-0	4	0-1	.000	0-0	—	0-0	—	0-0-0	0.0	0	0.0	1-0	0	0	0	0	0.0
Caldwell	1-0	1	0-0	—	0-0	—	0-0	—	0-0-0	0.0	0	0.0	0-0	0	0	0	0	0.0
ROCKETS	4	960	153-338	.453	11-40	.275	74-111	.667	61-95-156	39.0	91	22.8	87-0	36	58	26	391	97.8
OPPONENTS	4	960	165-303	.545	12-37	.324	80-105	.762	38-115-153	38.3	105	26.3	80-0	33	66	27	422	105.5

1991 (0-3)

Player	G-S	Min	FGM-A	Pct.	3PM-A	Pct.	Rebounds											
							FTM-A	Pct.	O-D-Tot	Avg.	A	Avg.	PF-D	S	TO	B	TP	Avg.
Olajuwon	3-3	129	26-45	.578	0-1	.000	14-17	.824	12-32-44	14.7	6	2.0	11-0	4	8	8	66	22.0
Maxwell	3-3	113	23-56	.411	9-27	.333	1-2	.500	1-7-8	2.7	9	3.0	8-0	2	7	1	56	18.7
Thorpe	3-3	116	22-38	.579	0-0	—	3-6	.500	7-18-25	8.3	8	2.7	8-0	2	6	0	47	15.7
K. Smith	3-3	113	18-38	.474	2-4	.500	8-9	.889	4-4-8	2.7	24	8.0	5-0	4	6	1	46	15.3
Jamerson	2-0	21	5-13	.385	0-1	.000	6-6	1.000	1-2-3	1.5	4	2.0	4-0	1	1	0	16	8.0
Johnson	3-3	86	10-28	.357	0-0	—	4-4	1.000	4-10-14	4.7	8	2.7	13-0	2	5	1	24	8.0
Floyd	3-0	41	8-24	.333	0-4	.000	0-0	—	0-2-2	0.7	7	2.3	4-0	2	7	1	16	5.3
Wood	3-0	44	2-3	.667	1-1	1.000	2-4	.500	1-4-5	1.7	3	1.0	8-0	3	1	0	7	2.3
L. Smith	3-0	57	1-4	.250	0-1	.000	0-1	.000	6-7-13	4.3	4	1.3	11-0	1	2	1	2	0.7
ROCKETS	3	720	115-249	.462	12-39	.308	38-49	.776	36-86-122	40.7	73	24.3	72-0	21	47	13	280	93.3
OPPONENTS	3	720	111-230	.483	12-35	.343	63-80	.788	28-82-110	36.7	72	24.0	55-0	22	42	19	297	99.0

1993 (6-6)

Player	G-S	Min	FGM-A	Pct.	3PM-A	Pct.	FTM-A	Pct.	Rebounds		Avg.	A	Avg.	PF-D	S	TO	B	TP	Avg.
									O-D-Tot										
Olajuwon	12-12	518	123-238	.517	0-1	.000	62-75	.827	52-116-168	14.0	57	4.8	37-0	21	45	59	308	25.7	
Smith	12-12	391	63-128	.492	23-46	.500	28-36	.778	2-22-24	2.0	50	4.2	18-0	9	26	1	177	14.8	
Thorpe	12-12	419	73-115	.635	0-0	—	28-43	.651	36-67-103	8.6	31	2.6	35-0	6	17	1	174	14.5	
Maxwell	9-7	308	47-117	.402	11-46	.239	21-24	.875	3-19-22	2.4	32	3.6	17-0	11	17	2	126	14.0	
Horry	12-12	374	47-101	.465	9-30	.300	20-27	.741	14-48-62	5.2	38	3.2	30-1	18	28	16	123	10.3	
Garland	12-5	246	30-74	.405	0-1	.000	17-17	1.000	6-27-33	2.8	31	2.6	27-1	16	22	0	77	6.4	
Bullard	12-0	169	20-42	.476	15-28	.536	6-6	1.000	4-19-23	1.9	13	1.1	11-0	4	9	5	61	5.1	
Herrera	12-0	195	22-57	.386	0-2	.000	12-20	.600	16-29-45	3.8	7	0.6	36-1	3	11	2	56	4.7	
Brooks	12-0	197	16-42	.381	5-13	.385	10-13	.769	1-9-10	0.8	31	2.6	21-0	9	13	0	47	3.9	
Floyd	7-0	60	6-19	.316	1-3	.333	7-10	.700	1-3-4	0.6	8	1.1	2-0	2	9	0	20	2.9	
Teagle	5-0	12	2-5	.400	0-0	—	0-2	.000	0-0-0	0.0	0	0.0	1-0	0	3	0	4	0.8	
Rollins	6-0	16	0-3	.000	0-1	.000	0-0	—	1-3-4	0.7	0	0.0	2-0	2	0	0	0	0.0	
ROCKETS	12	2905	449-941	.477	64-171	.374	211-273	.773	136-362-498	41.5	298	24.8	237-3	101	212	86	1173	97.8	
OPPONENTS	12	2905	460-1047	.439	41-108	.380	194-278	.698	193-318-511	42.6	277	23.1	248-4	128	160	49	1155	96.3	

1994 (15-8)

Player	G-S	Min	FGM-A	Pct.	3PM-A	Pct.	FTM-A	Pct.	Rebounds		Avg.	A	Avg.	PF-D	S	TO	B	TP	Avg.
									O-D-Tot										
Olajuwon	23-23	989	267-514	.519	2-4	.500	128-161	.795	55-199-254	11.0	98	4.3	82-0	40	83	92	664	28.9	
Maxwell	23-23	880	118-314	.376	45-138	.326	37-54	.685	12-69-81	3.5	96	4.2	55-1	20	49	2	318	13.8	
Horry	23-23	778	98-226	.434	34-89	.382	39-51	.765	40-101-141	6.1	82	3.6	68-0	35	27	20	269	11.7	
Thorpe	23-23	854	111-194	.572	1-2	.500	38-67	.567	68-160-228	9.9	54	2.3	86-2	13	37	10	261	11.3	
Smith	23-23	696	86-189	.455	34-76	.447	42-52	.808	5-49-54	2.3	94	4.9	40-0	22	33	4	248	10.8	
Cassell	22-0	478	63-160	.394	17-45	.378	64-74	.865	19-40-59	2.7	93	4.2	62-1	21	47	5	207	9.4	
Elie	23-0	382	42-106	.396	10-32	.313	40-47	.851	9-31-40	1.7	38	1.7	30-0	8	21	3	134	5.8	
Herrera	16-0	248	31-58	.534	0-0	—	13-16	.813	14-31-45	2.8	3	0.2	37-1	5	7	3	75	4.7	
Brooks	5-0	23	5-6	.833	1-1	1.000	0-1	.000	1-1-2	0.4	3	0.6	3-0	0	0	0	11	2.2	
Cureton	10-0	100	8-10	.800	0-0	—	2-2	1.000	6-23-29	2.9	2	0.2	20-0	1	3	2	18	1.8	
Bullard	10-0	55	4-19	.211	2-10	.200	6-8	.750	2-8-10	1.0	0	0.0	6-0	1	0	2	16	1.6	
Jent	11-0	62	5-20	.250	3-13	.231	0-0	—	1-8-9	0.8	7	0.6	7-0	2	3	0	13	1.2	
ROCKETS	23	5545	838-1816	.461	149-410	.363	409-533	.767	232-720-952	41.4	570	24.8	496-5	168	331	143	2234	97.1	
OPPONENTS	23	5545	815-1932	.422	111-334	.332	421-566	.744	335-678-1013	44.0	22	510	488-3	176	281	112	2162	94.0	

Year-by-Year Playoff Statistics

1995 (15-7)

Player	G-S	Min	FGM-A	Pct.	3PM-A	Pct.	Rebounds		Avg.	A	Avg.	PF-D	S	TO	B	TP	Avg.	
							FTM-A	Pct.										O-D-Tot
Olajuwon	22-22	929	306-576	.531	2-4	.500	111-163	.681	44-183-227	10.3	98	4.5	95-0	26	69	62	725	33.0
Drexler	22-22	849	155-322	.481	30-39	.303	110-140	.786	45-109-154	7.0	111	5.0	68-1	33	45	15	450	20.5
Horry	22-22	841	93-209	.445	44-110	.400	58-78	.744	40-115-155	7.0	76	3.5	69-2	32	25	26	288	13.1
Cassell	22-0	485	74-169	.438	24-60	.400	71-85	.835	8-34-42	1.9	89	4.0	66-1	21	33	2	243	11.0
Smith	22-22	652	78-178	.438	46-104	.442	36-40	.900	7-42-49	2.2	99	4.5	46-0	14	31	3	238	10.8
Elie	22-6	635	69-137	.504	28-65	.431	35-44	.795	19-43-62	2.8	54	2.5	55-0	21	21	1	201	9.1
Chilcutt	20-15	323	31-64	.484	14-36	.389	14-17	.824	15-43-58	2.9	18	0.9	39-0	7	11	4	90	4.5
Brown	21-1	326	34-76	.447	1-2	.500	25-37	.676	20-45-65	3.1	7	0.3	46-2	9	12	2	94	4.5
Maxwell	1-0	16	1-7	.143	0-2	.000	1-1	1.000	0-3-3	3.0	1	1.0	1-0	0	1	0	3	3.0
Herrera	1-0	6	1-1	1.000	0-0	—	0-0	—	0-0-0	0.0	1	1.0	0-0	0	0	0	2	2.0
Tabak	8-0	31	2-5	.400	0-0	—	2-2	1.000	1-0-1	0.1	1	0.1	5-0	1	2	3	6	0.8
Jones	19-0	237	5-13	.385	0-1	.000	4-12	.333	12-32-44	2.3	0	0.0	55-0	4	5	10	14	0.7
ROCKETS	22	5330	849-1757	.483	189-483	.391	467-619	.754	211-649-860	39.1	555	25.2	545-6	168	264	128	2354	107.0
OPPONENTS	22	5330	836-1789	.467	136-388	.351	485-653	.743	277-686-963	43.8	506	23.0	524-4	153	302	87	2293	104.2

1996 (3-5)

Player	G-S	Min	FGM-A	Pct.	3PM-A	Pct.	Rebounds		Avg.	A	Avg.	PF-D	S	TO	B	TP	Avg.	
							FTM-A	O-D-Tot										
Olajuwon	8-8	329	75-147	.510	0-1	.000	29-40	.725	17-56-73	9.1	31	3.9	28-1	15	29	17	179	22.4
Drexler	8-8	292	49-118	.415	9-34	.265	26-34	.765	15-47-62	7.8	40	5.0	22-0	21	20	4	133	16.6
Horry	8-8	308	37-91	.407	21-53	.396	10-23	.435	15-42-57	7.1	24	3.0	29-1	21	15	13	105	13.1
Cassell	8-0	206	26-81	.321	8-29	.276	23-29	.793	1-16-17	2.1	34	4.3	20-0	6	18	1	83	10.4
Elie	8-0	233	29-66	.439	9-24	.375	11-12	.917	6-16-22	2.8	14	1.8	17-0	7	5	3	78	9.8
Smith	8-8	191	23-53	.434	12-31	.387	13-13	1.000	4-8-12	1.5	38	4.8	14-0	5	8	0	71	8.9
Brown	8-8	168	25-45	.556	0-0	—	15-18	.833	6-18-24	3.0	5	0.6	17-0	3	4	0	65	8.1
Bryant	8-0	145	21-35	.600	0-0	—	12-15	.800	7-20-27	3.4	4	0.5	21-0	1	3	2	54	6.8
Chilcutt	1-0	10	1-4	.250	0-1	.000	0-2	.000	2-1-3	3.0	0	0.0	0-0	0	1	0	2	2.0
Mack	6-0	47	5-15	.333	2-9	.222	0-3	.000	0-9-9	1.5	1	0.2	1-0	1	2	0	12	2.0
Jones	3-0	8	0-1	.000	0-0	—	0-0	—	0-1-1	0.3	0	0.0	0-0	0	0	0	0	0.0
Recasner	1-0	8	0-3	.000	0-1	.000	0-0	—	0-1-1	1.0	2	2.0	0-0	0	1	0	0	0.0
ROCKETS	8	1945	291-659	.442	61-183	.333	139-189	.735	73-235-308	38.5	193	24.1	169-2	80	110	40	782	97.8
OPPONENTS	8	1945	302-649	.465	73-181	.403	144-194	.742	87-274-361	45.1	195	24.4	166-2	64	127	39	821	102.6

1997 (9-7)

Player	G-S	Min	FGM-A	Pct.	3PM-A	Pct.	Rebounds		Avg.	A	Avg.	PF-D	S	TO	B	TP	Avg.	
							FTM-A	Pct.										O-D-Tot
Olajuwon	16-16	629	147-249	.590	0-3	.000	76-104	.731	46-128-174	10.9	54	3.4	61-0	33	46	41	370	23.1
Drexler	16-16	623	105-241	.436	38-102	.373	42-54	.778	25-64-89	5.6	77	4.8	52-0	26	36	7	290	18.1
Barkley	16-16	605	86-198	.434	11-38	.289	103-134	.769	64-128-192	12.0	54	3.4	52-1	19	43	7	286	17.9
Elie	16-16	598	54-116	.466	24-60	.400	52-62	.839	19-37-56	3.5	61	3.8	52-3	14	30	4	184	11.5
Maloney	16-16	526	61-153	.399	43-108	.398	14-21	.667	1-18-19	1.2	50	3.1	31-0	10	38	3	179	11.2
Johnson	16-0	284	48-117	.410	14-47	.298	23-24	.958	15-21-36	2.3	10	0.6	17-0	5	7	0	133	8.3
Willis	16-0	295	38-95	.400	0-1	.000	26-38	.684	22-53-75	4.7	11	0.7	47-0	9	22	4	102	6.4
Threalt	16-0	266	22-56	.393	9-30	.300	6-8	.750	2-15-17	1.1	48	3.0	35-0	6	12	4	59	3.7
Bullard	2-0	7	2-2	1.000	2-2	1.000	0-0	—	1-1-2	1.0	0	0.0	1-0	0	0	0	6	3.0
Livingston	2-0	15	1-4	.250	1-1	1.000	0-0	—	0-0-0	0.0	4	2.0	1-0	1	1	0	3	1.5
Harrington	7-0	15	1-2	.500	0-0	—	7-10	.700	1-3-4	0.6	0	0.0	1-0	0	2	0	9	1.3
Jones	1-0	2	0-0	—	0-0	—	0-0	—	0-0-0	0.0	1	1.0	0-0	0	0	0	0	0.0
ROCKETS	16	3865	565-1233	.458	142-392	.362	349-455	.767	196-468-664	41.5	370	23.1	350-4	123	243	70	1621	101.3
OPPONENTS	16	3865	584-1304	.448	92-256	.359	332-409	.812	212-433-645	40.3	358	22.4	378-6	141	198	67	1592	99.5

1998 (2-3)

Player	G-S	Min	FGM-A	Pct.	3PM-A	Pct.	Rebounds		Avg.	A	Avg.	PF-D	S	TO	B	TP	Avg.	
							FTM-A	Pct.										O-D-Tot
Olajuwon	5-5	190	39-99	.394	0-1	.000	24-33	.727	9-45-54	10.8	12	2.4	18-0	5	13	16	102	20.4
Drexler	5-5	182	21-68	.309	5-26	.192	28-37	.757	9-18-27	5.4	23	4.6	15-0	8	13	3	75	15.0
Willis	5-5	168	22-55	.400	0-1	.000	12-16	.750	18-35-53	10.6	5	1.0	21-0	8	12	3	56	11.2
Barkley	4-0	87	12-23	.522	0-2	.000	12-21	.571	5-16-21	5.3	4	1.0	12-1	5	6	0	36	9.0
Elie	5-1	133	12-27	.444	3-9	.333	6-9	.667	3-10-13	2.6	6	1.2	10-0	2	5	0	33	6.6
Maloney	5-5	165	10-30	.333	5-20	.250	8-9	.889	0-8-8	1.6	18	3.6	11-0	2	4	2	33	6.6
Johnson	5-0	89	9-27	.333	3-10	.300	7-8	.875	4-4-8	1.6	1	0.2	10-0	0	3	0	28	5.6
Harrington	3-0	23	6-12	.500	0-1	.000	4-5	.800	3-4-7	2.3	0	0.0	1-0	0	0	1	16	5.3
Price	5-0	75	6-15	.400	5-13	.385	2-3	.667	1-8-9	1.8	6	1.2	12-1	4	6	0	19	3.8
Bullard	5-4	70	6-18	.333	3-10	.300	2-2	1.000	3-5-8	1.6	5	1.0	5-0	1	0	0	17	3.4
Rhodes	3-0	7	2-3	.667	0-0	—	2-4	.500	0-1-1	0.3	0	0.0	0-0	1	1	0	6	2.0
Jones	4-0	11	0-0	—	0-0	—	2-2	1.000	1-2-3	0.8	1	0.3	4-0	0	0	0	2	0.5
ROCKETS	5	1200	145-377	.385	24-93	.258	109-149	.732	56-156-212	42.4	81	16.2	119-2	36	65	25	423	84.6
OPPONENTS	5	1200	168-368	.457	17-45	.378	104-150	.693	48-171-219	43.8	106	21.2	119-0	39	68	29	457	91.4

Year-by-Year Playoff Statistics

1999 (1-3)

Player	G-S	Min	FGM-A	Pct.	3PM-A	Pct.	Rebounds		Avg.	A	Avg.	PF-D	S	TO	B	TP	Avg.	
							FTM-A	Pct.										O-D-Tot
Barkley	4-4	157	36-68	.529	2-7	.286	20-30	.667	13-42-55	13.8	15	3.8	12-0	6	8	2	94	23.5
Pippen	4-4	172	23-70	.329	6-22	.273	21-26	.808	20-27-47	11.8	22	5.5	12-0	7	13	3	73	18.3
Olajuwon	4-4	123	23-54	.426	0-0	—	7-8	.875	5-24-29	7.3	2	0.5	18-0	5	5	3	53	13.3
Mack	4-0	123	13-38	.342	10-26	.385	14-17	.824	1-8-9	2.3	7	1.8	11-0	4	5	0	50	12.5
Price	4-0	98	11-24	.458	5-14	.357	6-6	1.000	3-5-8	2.0	14	3.5	5-0	4	6	1	33	8.3
Mobley	4-4	94	7-15	.467	4-7	.571	10-11	.909	0-4-4	1.0	11	2.8	11-0	2	5	0	28	7.0
Harrington	4-0	42	9-14	.643	0-0	—	4-6	.667	5-9-14	3.5	1	0.3	2-0	0	3	1	22	5.5
Dickerson	4-4	82	6-22	.273	3-8	.375	2-4	.500	2-2-4	1.0	3	0.8	8-0	2	2	3	17	4.3
Bullard	2-0	8	2-2	1.000	1-1	1.000	2-2	1.000	0-0-0	0.0	1	0.5	0-0	0	0	0	7	3.5
Carr	4-0	37	4-11	.364	0-0	—	0-0	—	3-4-7	1.8	4	1.0	19-1	0	4	1	8	2.0
Drew	1-0	4	1-1	1.000	0-0	—	0-2	.000	1-2-3	3.0	2	2.0	1-0	0	0	0	2	2.0
Roberts	3-0	20	0-6	.000	0-0	—	1-2	.500	0-3-3	1.0	0	0.0	5-0	0	0	4	1	0.3
ROCKETS	4	960	135-325	.415	31-85	.365	87-114	.763	53-130-183	45.8	82	20.5	104-1	30	53	18	388	97.0
OPPONENTS	4	960	151-322	.469	25-66	.379	70-110	.636	44-119-163	40.8	93	23.3	87-1	20	52	34	397	99.3

2004 (1-4)

	Rebounds																		
Player	G-S	Min	FGM-A	Pct.	3PM-A	Pct.	FTM-A	Pct.	O-D-Tot	Avg.	A	Avg.	PF-D	S	TO	B	TP	Avg.	
Francis	5-5	222	30-70	.429	7-17	.412	29-40	.725	6-36-42	8.4	38	7.6	18-1	7	21	1	96	19.2	
Yao	5-5	185	31-68	.456	0-0	—	13-17	.765	11-26-37	7.4	9	1.8	20-2	2	13	7	75	15.0	
J. Jackson	5-5	221	29-73	.397	8-29	.276	8-12	.667	3-49-52	10.4	10	2.0	9-0	5	9	1	74	14.8	
Mobley	5-5	210	29-75	.387	6-21	.286	8-10	.800	5-19-24	4.8	14	2.8	14-0	3	18	3	72	14.4	
Taylor	5-0	115	18-38	.474	0-0	—	13-17	.765	5-11-16	3.2	5	1.0	20-0	0	7	1	49	9.8	
Cato	5-5	148	13-22	.591	0-0	—	3-7	.429	14-20-34	6.8	2	0.4	18-1	5	5	4	29	5.8	
Weatherspoon	2-0	22	2-5	.400	0-0	—	3-6	.500	2-2-4	2.0	0	0.0	3-0	0	0	0	7	3.5	
Nachbar	5-0	41	4-9	.444	1-3	.333	5-5	1.000	1-5-6	1.2	2	0.4	9-0	1	2	0	14	2.8	
Padgett	4-0	14	2-5	.400	1-3	.333	0-0	—	1-2-3	0.8	0	0.0	1-0	1	1	1	5	1.3	
M. Jackson	5-0	38	1-6	.167	0-3	.000	0-0	—	0-3-3	0.6	5	1.0	1-0	2	2	0	2	0.4	
Piatkowski	1-0	4	0-1	.000	0-0	—	0-0	—	0-1-1	0.0	0	0.0	1-0	0	0	0	0	0.0	
Wilks	2-0	5	0-0	—	0-0	—	0-0	—	0-0-0	0.0	1	0.5	0-0	0	1	0	0	0.0	
ROCKETS	5	1225	159-372	.427	23-76	.303	82-114	.719	48-174-222	44.4	86	17.2	114-4	26	84	18	423	84.6	
OPPONENTS	5	1225	169-394	.429	23-67	.343	89-140	.636	50-152-202	40.4	122	24.4	108-0	50	52	20	450	90.0	

2005 (3-4)

Player	G-S	Min	FGM-A	Pct.	3PM-A	Pct.	Rebounds		Avg.	A	Avg.	PF-D	S	TO	B	TP	Avg.	
							FTM-A	Pct.										O-D-Tot
McGrady	7-7	301	78-171	.456	17-46	.370	42-51	.824	12-40-52	7.4	47	6.7	20-0	11	26	10	215	30.7
Yao	7-7	220	55-84	.655	0-0	—	40-55	.727	23-31-54	7.7	5	0.7	31-1	2	19	19	150	21.4
James	7-0	171	29-62	.468	0-9	.000	23-24	.958	2-11-13	1.9	16	2.3	17-0	6	10	2	81	11.6
Barry	7-0	183	21-48	.438	11-23	.478	7-8	.875	1-28-29	4.1	9	1.3	13-0	5	6	0	60	8.6
Wesley	7-7	280	19-54	.352	10-21	.476	9-13	.692	4-17-21	3.0	23	3.3	20-0	9	9	1	57	8.1
Sura	7-7	182	20-46	.435	7-13	.538	8-12	.667	6-21-27	3.9	14	2.0	15-0	7	11	0	55	7.9
Padgett	7-4	109	9-24	.375	5-12	.417	2-2	1.000	9-10-19	2.7	4	0.6	18-0	3	3	2	25	3.6
Mutombo	7-0	101	6-11	.545	0-0	—	10-13	.769	11-24-35	5.0	2	0.3	15-0	2	7	7	22	3.1
Bowen	7-3	125	8-25	.320	0-0	—	2-3	.667	7-7-14	2.0	6	0.9	23-2	6	6	0	18	2.6
Norris	2-0	7	0-1	.000	0-0	—	0-0	—	0-0-0	0.0	0	0.0	0-0	0	0	0	0	0.0
Weatherspoon	1-0	1	0-0	—	0-0	—	0-0	—	0-0-0	0.0	0	0.0	1-0	0	0	0	0	0.0
ROCKETS	7	1680	245-526	.466	50-124	.403	143-181	.790	75-189-264	37.7	126	18.0	173-3	51	100	41	683	97.6
OPPONENTS	7	1680	240-535	.449	53-122	.434	169-211	.801	94-195-289	41.3	120	17.1	160-5	49	93	34	702	100.3

2007 (3-4)

Player	G-S	Min	FGM-A	Pct.	3PM-A	Pct.	Rebounds		Avg.	A	Avg.	PF-D	S	TO	B	TP	Avg.	
							FTM-A	O-D-Tot										
McGrady	7-7	280	63-160	.394	9-36	.250	42-57	.737	5-36-41	5.9	51	7.3	12-0	5	21	6	177	25.3
Yao	7-7	260	55-125	.440	0-0	—	66-75	.880	23-49-72	10.3	6	0.9	27-0	1	33	5	176	25.1
Alston	7-7	309	25-74	.338	16-50	.320	10-13	.769	6-42-48	6.9	35	5.0	23-0	13	17	3	76	10.9
Battier	7-7	272	23-51	.451	19-43	.442	7-8	.875	3-15-18	2.6	15	2.1	20-0	12	8	7	72	10.3
Howard	7-0	157	14-35	.400	0-0	—	7-11	.636	10-21-31	4.4	7	1.0	10-0	5	4	0	35	5.0
Head	7-0	141	11-36	.306	6-23	.261	4-8	.500	2-17-19	2.7	8	1.1	16-1	3	7	2	32	4.6
Spanoulis	1-0	3	1-2	.500	0-0	—	2-2	1.000	0-1-1	1.0	1	1.0	0-0	0	0	0	4	4.0
Hayes	7-7	197	12-17	.706	0-1	.000	2-5	.400	14-31-45	6.4	3	0.4	22-0	9	7	3	26	3.7
Tsakalidis	1-0	3	0-0	—	0-0	—	2-2	1.000	1-3-4	0.4	0	0.0	0-0	0	0	0	2	2.0
Mutombo	7-0	40	3-3	1.000	0-0	—	3-3	1.000	5-6-11	1.6	1	0.1	5-0	0	0	3	9	1.3
Snyder	3-0	9	1-3	.333	0-2	.000	0-0	—	0-1-1	0.3	0	0.0	0-0	0	1	0	2	0.7
Lucas	2-0	8	0-1	.000	0-1	.000	0-0	—	0-0-0	0.0	0	0.0	0-0	1	2	0	0	0.0
ROCKETS	7	1680	208-507	.410	50-156	.321	145-184	.788	69-222-291	41.6	127	18.1	135-1	49	104	29	611	87.3
OPPONENTS	7	1680	249-561	.444	26-87	.299	109-146	.747	74-215-289	41.3	160	22.9	160-3	49	84	34	633	90.4

Year-by-Year Playoff Statistics

2008 (2-4)

Player	G-S	Min	FGM-A	Pct.	3PM-A	Pct.	FTM-A	Pct.	Rebounds		Avg.	A	Avg.	PF-D	S	TO	B	TP	Avg.
									O-D-Tot										
McGrady	6-6	247	62-146	.425	5-24	.208	33-53	.623	7-42-49	8.2	41	6.8	8-0	9	18	5	162	27.0	
Alston	4-4	126	21-48	.438	11-25	.440	4-5	.800	2-4-6	1.5	18	4.5	7-0	4	6	0	57	14.3	
Scola	6-6	220	30-67	.448	0-1	.000	24-35	.686	24-32-56	9.3	8	1.3	30-2	4	12	1	84	14.0	
Battier	6-6	246	20-45	.444	12-25	.480	8-11	.727	7-16-23	3.8	3	0.5	19-0	6	8	5	60	10.0	
Jackson	6-2	138	20-70	.286	5-24	.208	7-11	.636	2-8-10	1.7	9	1.5	11-0	5	4	0	52	8.7	
Landry	6-0	106	11-26	.423	0-0	—	12-16	.750	15-13-28	4.7	0	0.0	8-0	7	2	3	34	5.7	
Brooks	6-0	50	8-25	.320	0-10	.000	9-11	.818	0-6-6	1.0	3	0.5	11-0	0	3	0	25	4.2	
Mutombo	6-6	123	8-13	.615	0-0	—	7-11	.636	10-29-39	6.5	2	0.3	10-0	1	1	11	23	3.8	
Novak	3-0	21	3-4	.750	2-3	.667	0-0	—	1-1-2	0.7	0	0.0	2-0	0	0	1	8	2.7	
Hayes	6-0	108	7-11	.636	0-2	.000	0-0	—	7-21-28	4.7	5	0.8	18-0	3	4	6	14	2.3	
Woods	1-0	1	1-1	1.000	0-0	—	0-0	—	1-0-1	1.0	0	0.0	0-0	0	0	0	2	2.0	
Harris	3-0	9	1-2	.500	0-0	—	1-2	.500	1-1-2	0.7	0	0.0	0-0	0	0	0	3	1.0	
Head	5-0	44	1-4	.071	0-6	.000	2-2	1.000	1-1-2	0.4	4	0.8	3-0	2	4	1	4	0.8	
ROCKETS	6	1440	193-472	.409	35-120	.292	107-157	.682	78-174-252	42.0	93	15.5	127-2	41	65	33	528	88.0	
OPPONENTS	6	1440	203-454	.447	32-89	.360	105-152	.691	77-184-261	43.5	111	18.5	131-0	33	74	37	543	90.5	

2009 (7-6)

Player	G-S	Min	FGM-A	Pct.	3PM-A	Pct.	Rebounds		Avg.	A	Avg.	PF-D	S	TO	B	TP	Avg.	
							FTM-A	Pct.										O-D-Tot
Yao	9-9	323	54-99	.545	0-0	—	46-51	.902	19-79-98	10.9	9	1.0	27-0	4	17	11	154	17.1
Brooks	13-13	444	77-170	.453	27-64	.422	37-46	.804	4-30-34	2.6	44	3.4	29-0	5	29	3	218	16.8
Artest	13-13	488	80-203	.394	23-83	.277	20-28	.714	12-44-56	4.3	54	4.2	27-0	14	32	3	203	15.6
Scola	13-13	424	77-156	.494	0-0	—	33-49	.673	28-81-109	8.4	23	1.8	45-0	7	22	3	187	14.4
Wafer	13-0	181	39-92	.424	9-22	.409	19-22	.864	0-12-12	0.9	9	0.7	11-0	2	11	1	106	8.2
Battier	13-13	496	33-81	.407	17-54	.315	22-23	.957	21-43-64	4.9	31	2.4	33-0	14	15	9	105	8.1
Landry	13-0	240	39-70	.557	0-2	.000	19-33	.576	16-35-51	3.9	3	0.2	27-0	4	14	5	97	7.5
Lowry	13-0	254	21-63	.333	4-16	.250	23-31	.742	8-30-38	2.9	32	2.5	23-0	12	17	1	69	5.3
Barry	4-0	35	5-10	.500	3-8	.375	0-0	—	0-4-4	1.0	3	0.8	3-0	2	4	0	13	3.3
Cook	6-0	32	4-15	.267	2-9	.222	0-0	—	3-9-12	2.0	3	0.5	4-0	2	4	1	10	1.7
Hayes	13-4	173	10-21	.476	0-2	.000	0-0	—	13-26-39	3.0	10	0.8	27-0	13	4	2	20	1.5
White	5-0	12	3-9	.333	1-2	.500	0-0	—	1-0-1	0.2	0	0.0	0-0	0	1	0	7	1.4
Mutombo	2-0	20	0-0	—	0-0	—	0-2	.000	1-8-9	4.5	0	0.0	5-0	1	0	2	0	0.0
ROCKETS	13	3120	442-989	.447	86-262	.328	219-285	.768	126-401-527	40.5	221	17.0	261-0	80	185	41	1189	91.5
OPPONENTS	13	3120	459-1020	.450	76-209	.364	214-288	.743	143-383-526	40.5	207	15.9	278-3	101	151	92	1208	92.9

2013 (2-4)

Player	G-S	Min	FGM-A	Pct.	3PM-A	Pct.	Rebounds		Avg.	A	Avg.	PF-D	S	TO	B	TP	Avg.	
							FTM-A	Pct.										
Harden	6-6	243	45-115	.391	15-44	.341	53-66	.803	5-35-40	6.7	27	4.5	18-0	12	27	6	158	26.3
Parsons	6-6	238	42-93	.452	16-40	.400	9-14	.643	7-32-39	6.5	22	3.7	19-0	1	18	2	109	18.2
Asik	6-6	208	22-39	.564	0-0	—	30-47	.638	21-46-67	11.2	3	0.5	22-0	3	12	10	74	12.3
Beverley	6-5	200	28-65	.431	8-24	.333	7-7	1.000	11-22-33	5.5	17	2.8	24-0	7	6	4	71	11.8
Garcia	6-3	164	22-50	.440	17-37	.459	3-5	.600	3-17-20	3.3	9	1.5	21-0	4	4	5	64	10.7
Delfino	5-0	120	15-40	.375	11-31	.355	4-4	1.000	1-11-12	2.4	10	2.0	10-0	3	5	1	45	9.0
Brooks	6-0	67	13-34	.382	1-9	.111	3-5	.600	3-6-9	1.5	11	1.8	3-0	1	6	1	30	5.0
Motiejunas	1-0	5	2-2	1.000	0-0	—	1-1	1.000	1-0-1	1.0	0	0.0	0-0	0	0	0	5	5.0
Jones	2-0	35	4-10	.400	0-2	.000	0-3	.000	5-10-15	7.5	1	0.5	2-0	0	1	1	8	4.0
Lin	4-3	84	6-24	.250	2-12	.167	2-2	1.000	0-8-8	2.0	8	2.0	9-0	2	8	1	16	4.0
Smith	5-1	59	6-9	.667	0-0	—	6-12	.500	7-6-13	2.6	0	0.0	9-0	2	4	2	18	3.6
Anderson	2-0	18	1-5	.200	0-3	.000	0-0	—	1-3-4	2.0	0	0.0	2-0	0	0	0	2	1.0
ROCKETS	6	1440	206-486	.424	70-202	.347	118-166	.711	65-196-261	43.5	108	18.0	139-0	35	95	33	600	100.0
OPPONENTS	6	1440	223-496	.450	61-170	.359	128-151	.848	58-197-255	42.5	121	20.2	148-0	47	77	44	635	105.8

2014 (2-4)

Player	G-S	Min	FGM-A	Pct.	3PM-A	Pct.	Rebounds		Avg.	A	Avg.	PF-D	S	TO	B	TP	Avg.	
							FTM-A	Pct.										O-D-Tot
Harden	6-26	28:00	50-133	.376	16-54	.296	45-50	.900	5-23-28	4.7	35	5.8	21-1	12	21	1	161	26.8
Howard	6-23	19:00	58-106	.547	0-0	—	40-64	.625	27-55-82	13.7	11	1.8	25-1	4	19	17	156	26.0
Parsons	6-25	19:00	46-105	.438	13-36	.361	11-15	.733	6-35-41	6.8	14	2.3	19-1	4	5	2	116	19.3
Lin	6-0	176:42:00	25-61	.41	5-23	.217	13-16	.813	7-15-22	3.7	26	4.3	15-0	3	13	1	68	11.3
Beverley	6-6	202:20:00	19-50	.38	7-22	.318	7-10	.700	13-12-25	4.2	11	1.8	21-1	3	4	2	52	8.7
Daniels	4-0	67:38:00	9-17	.529	8-15	.533	5-5	1.000	3-6-9	2.3	1	0.2	10-0	2	2	0	31	7.8
Jones	6-21	38:04:00	20-39	.513	0-1	.000	6-12	.500	17-20-37	6.2	8	1.3	13-0	5	2	3	46	7.7
Asik	6-4	162:42:00	16-33	.485	0-0	—	3-3	1.00	21-28-49	8.2	4	0.7	29-2	3	11	4	35	5.8
Garcia	2-0	22:26	2-6	.333	0-3	.000	3-4	.750	1-1-2	1	0	0.0	3-0	0	0	0	7	3.5
ROCKETS	6	1440	245-550	.445	49-154	.318	133-179	.743	100-195-367	61.2	110	18.3	156-6	36	83	30	672	112.0
OPPONENTS	6	1440	239-527	.454	56-154	.364	136-169	.805	73-183-305	50.8	111	18.5	149-4	44	71	55	670	111.7

Year-by-Year Playoff Statistics

2015 (9-8)

Player	G-S	Min	FGM-A	Pct.	3PM-A	Pct.	Rebounds		Avg.	A	Avg.	PF-D	S	TO	B	TP	Avg.	
							FTM-A	Pct.										
Harden	17-17	636	129-294	.439	41-107	.383	163-178	.916	12-85-97	5.7	128	7.5	49-0	28	77	7	462	27.2
Howard	17-17	574	105-182	.577	0-0	---	68-165	.412	62-176-238	14.0	20	1.2	60-1	23	37	39	278	16.4
Smith	17-8	396	85-194	.438	27-71	.380	32-74	.432	26-70-96	5.6	46	2.7	41-0	9	38	17	229	13.5
Ariza	17-10	655	75-176	.426	36-96	.375	38-42	.905	18-91-109	6.4	44	2.6	51-0	30	23	2	224	13.2
Brewer	17-0	428	72-167	.431	12-42	.286	35-55	.636	11-36-47	2.8	19	1.1	48-0	11	15	4	191	11.2
Jones	17-9	401	67-159	.421	3-19	.158	36-54	.667	29-52-81	4.8	17	1.0	31-0	8	16	12	173	10.2
Terry	17-17	487	57-134	.425	29-82	.354	13-16	.813	6-32-38	2.2	48	2.8	46-0	15	20	2	156	9.2
Capela	17-0	127	21-31	.677	0-0	---	15-29	.517	13-29-42	2.5	5	1.1	19-0	3	3	9	57	3.4
Prigioni	17-0	293	19-57	.333	12-41	.293	3-4	.750	6-13-19	1.1	39	2.3	40-0	15	12	0	53	3.1
Johnson	9-0	49	4-17	.235	1-7	.143	3-3	1.000	1-3-4	0.4	4	0.4	7-0	0	4	1	12	1.3
Papanikolaou	8-0	21	1-4	.250	0-3	.000	1-2	.500	0-2-2	0.3	0	0.0	4-0	0	5	0	3	0.4
Dorsey	6-0	13	0-2	.000	0-0	---	1-2	.500	1-3-4	0.7	2	0.3	2-0	0	1	0	1	0.2
TEAM	17	4080	635-1417	.448	161-468	.344	408-624	.654	185-592-777	45.7	372	21.9	398-1	142	263	93	1839	108.2
OPPONENTS	17	4080	699-1520	.460	164-487	.337	319-453	.704	204-592-796	46.8	409	24.1	463-5	147	245	92	1881	110.6

2016 (1-4)

Player	G-S	Min	FGM-A	Pct.	3PM-A	Pct.	Rebounds		Avg.	A	Avg.	PF-D	S	TO	B	TP	Avg.	
							FTM-A	Pct.										O-D-Tot
Harden	5-5	193	41-100	.410	13-42	.310	38-45	.844	7-19-26	5.2	38	7.6	13-0	12	26	1	133	26.6
Howard	5-5	180	26-48	.542	0-1	.000	14-38	.368	26-44-70	14.0	8	1.6	21-1	4	12	7	66	13.2
Beasley	5-0	80	22-46	.478	2-6	.333	6-7	.857	4-17-21	4.2	3	0.6	8-0	1	7	0	52	10.4
Motiejunas	5-4	98	16-37	.432	4-9	.444	8-17	.471	10-16-26	5.2	5	1.0	11-0	4	12	2	44	8.8
Terry	5-0	124	13-38	.342	6-19	.316	3-3	1.000	1-10-11	2.2	6	1.2	13-0	2	3	1	35	7.0
Ariza	5-5	181	13-51	.255	4-28	.143	3-4	.750	7-14-21	4.2	4	0.8	16-0	13	12	1	33	6.6
Beverley	5-5	129	10-37	.270	3-14	.214	6-6	1.000	4-18-22	4.4	11	2.2	17-0	2	4	2	29	5.8
Brewer	5-1	77	7-27	.259	1-10	.100	7-8	.875	3-4-7	1.4	8	1.6	13-0	0	6	1	22	4.4
Smith	4-0	38	6-13	.462	4-8	.500	0-2	.000	1-1-2	0.5	4	1.0	7-0	1	5	1	16	4.0
Goudelock	2-0	11	3-6	.500	0-1	.000	0-0	---	0-2-2	1.0	0	0.0	0-0	0	3	0	6	3.0
McDaniels	4-0	34	4-13	.308	1-3	.333	0-0	---	1-6-7	1.8	1	0.3	3-0	0	0	3	9	2.3
Capela	5-0	43	3-9	.333	0-0	---	2-5	.400	8-12-20	4.0	2	0.4	5-0	3	3	2	8	1.6
Harrell	2-0	12	1-3	.333	0-1	.000	1-2	.500	0-2-2	1.0	0	0.0	1-0	0	1	0	3	1.5
ROCKETS	5	1200	165-428	.386	38-142	.268	88-137	.642	72-165-237	43.6	90	28.8	128-1	42	95	21	456	91.2
OPPONENTS	5	1200	204-422	.483	58-144	.403	84-126	.667	49-169-218	47.4	144	18.0	111-1	46	71	27	550	110.0

2017 (6-5)

Player	G-S	Min	FGM-A	Pct.	3PM-A	Pct.	FTM-A	Pct.	Rebounds		Avg.	A	Avg.	PF-D	S	TO	B	TP	Avg.
									O-D-Tot										
Harden	11-11	407	90-218	.413	32-115	.278	101-115	.878	7-53-60	5.5	93	8.5	43-1	21	59	5	313	28.5	
Gordon	11-2	358	51-121	.421	27-70	.386	13-18	.722	5-38-43	3.9	22	2.0	20-0	8	14	6	142	12.9	
L. Williams	11-0	272	50-118	.424	12-39	.308	26-29	.897	7-23-30	2.7	14	1.3	17-0	7	14	1	138	12.5	
Beverley	11-11	325	45-109	.413	21-52	.404	11-14	.786	21-40-61	5.5	33	3.0	38-1	16	18	2	122	11.1	
Ariza	11-11	413	41-97	.423	23-61	.377	13-14	.929	8-48-56	5.1	23	2.1	25-0	14	9	2	118	10.7	
Capela	11-11	286	46-82	.561	0-1	.000	24-39	.615	26-70-96	8.7	12	1.1	28-0	8	8	28	116	10.5	
Nene	9-0	161	36-51	.706	0-1	.000	18-31	.581	11-31-42	4.7	5	0.6	24-0	6	9	4	90	10.0	
Anderson	11-9	336	36-92	.391	17-60	.283	14-16	.875	15-42-57	5.2	7	0.6	24-0	4	9	2	103	9.4	
Brown	5-0	22	10-20	.500	5-11	.455	0-0	---	0-2-2	0.4	1	0.2	1-0	0	0	0	25	5.0	
Wiltjer	1-0	5	1-1	1.000	1-1	1.000	0-0	---	0-0-0	0.0	0	0.0	0-0	0	0	0	3	3.0	
Dekker	4-0	31	3-12	.250	3-6	.500	0-0	---	5-5-10	2.5	1	0.3	2-0	1	0	1	9	2.3	
Harrell	5-0	21	1-3	.333	0-0	---	3-6	.500	1-5-6	1.2	2	0.4	7-0	0	2	0	5	1.0	
T. Williams	5-0	19	0-9	.000	0-5	.000	1-2	.500	2-5-7	1.4	1	0.2	0-0	0	2	0	1	0.2	
Taylor	3-0	10	0-2	.000	0-1	.000	0-0	---	1-1-2	0.7	1	0.3	1-0	0	0	0	0	0.0	
TEAM	11	2665	410-935	.439	141-423	.333	224-284	.789	109-363-472	42.9	215	19.5	230-2	85	154	51	1185	107.7	
OPPONENTS	11	2665	448-984	.455	92-291	.316	184-263	.700	143-372-515	46.8	247	22.5	214-1	87	138	77	1172	106.5	

Year-by-Year Playoff Statistics

282 Games — Overall Record: 136-146

Rockets

Year	G	FGM-A	Pct.	3FGM-A	Pct.	FTM-A	Pct.	Off	Rebounds		Avg.	AST	Avg.	PF-D	ST	TO	BL	TP	Avg.
									Def	Tot									
1969	6	247-531	.463	—	—	145-212	.684	—	—	296	49.3	113	18.8	154-1	—	—	—	637	106.2
1975	8	346-714	.485	—	—	176-220	.800	105	227	332	41.5	211	26.4	295-3	65	146	29	868	108.5
1977	12	549-1111	.494	—	—	209-283	.739	200	356	556	46.3	280	23.3	305-6	94	224	41	1307	108.9
1979	2	72-187	.385	—	—	53-66	.803	51	50	101	50.5	36	18.0	52-1	17	37	20	197	98.5
1980	7	286-608	.474	7-33	.212	132-164	.805	102	197	299	42.7	176	25.1	172-2	44	121	33	715	102.1
1981	21	819-1796	.456	8-32	.250	413-550	.751	309	547	856	40.8	474	22.6	466-4	174	296	113	2059	98.0
1982	3	107-271	.395	0-9	.000	47-61	.770	56	81	137	45.7	58	19.3	66-0	16	28	17	261	87.0
1985	5	214-495	.432	3-22	.136	89-157	.567	110	174	284	56.8	105	21.0	147-3	44	80	34	520	104.0
1986	20	894-1845	.485	13-50	.260	425-594	.715	337	609	946	47.3	568	28.5	462-6	172	303	149	2226	111.3
1987	10	411-833	.493	8-43	.186	267-346	.772	141	294	435	43.5	252	25.2	258-6	62	181	72	1097	109.7
1988	4	156-345	.452	9-25	.360	97-118	.822	64	112	176	44.0	79	19.8	90-1	32	59	17	418	104.5
1989	4	160-339	.472	11-29	.379	95-130	.731	51	106	157	39.3	97	24.3	100-1	37	66	21	426	106.5
1990	4	153-338	.453	11-40	.275	74-111	.667	61	95	156	39.0	91	22.8	87-0	36	58	26	391	97.8
1991	3	115-249	.462	12-39	.308	38-49	.776	36	86	122	40.7	73	24.3	72-0	21	47	13	280	93.3
1993	12	449-941	.477	64-171	.374	211-273	.773	136	362	498	41.5	298	24.8	237-3	101	212	86	1173	97.8
1994	23	838-1816	.461	149-410	.363	409-533	.767	232	720	952	41.4	570	24.8	496-5	168	331	143	2234	97.1
1995	22	849-1757	.483	189-483	.391	467-619	.754	211	649	860	39.1	555	25.2	545-6	168	264	128	2354	107.0
1996	8	291-659	.442	61-183	.333	139-189	.735	73	235	308	38.5	193	24.1	169-2	80	110	40	782	97.8
1997	16	565-1233	.458	142-392	.362	349-455	.767	196	468	664	41.5	370	23.1	350-4	123	243	70	1621	101.3
1998	5	145-377	.385	24-93	.258	109-149	.732	56	156	212	42.4	81	16.2	119-2	36	65	25	423	84.6
1999	4	135-325	.415	31-85	.365	87-114	.763	53	130	183	45.8	82	20.5	104-1	30	53	18	388	97.0
2000	5	159-372	.427	23-76	.303	82-114	.719	48	174	222	44.4	86	17.2	114-4	26	84	18	423	84.6
2005	7	245-526	.466	50-124	.403	143-181	.790	75	189	264	37.7	126	18.0	173-3	51	100	41	683	97.6
2007	7	208-507	.410	50-156	.321	145-184	.788	69	222	291	41.6	127	18.1	135-1	49	104	29	611	87.3
2008	6	193-472	.409	35-120	.292	107-157	.682	78	174	252	42.0	93	15.5	127-2	41	65	33	528	88.0
2009	13	442-989	.447	86-262	.328	219-285	.768	126	401	527	40.5	221	17.0	261-0	80	185	41	1189	91.5
2013	6	206-486	.424	70-202	.347	118-166	.711	65	196	261	43.5	108	18.0	139-0	35	95	33	600	100.0
2014	6	245-550	.445	49-154	.318	133-179	.743	100	195	295	49.2	110	18.3	156-6	36	83	30	672	112.0
2015	17	635-1417	.448	161-468	.344	408-624	.654	185	592	777	45.7	372	21.9	338-1	142	263	93	1839	108.2
2016	5	165-428	.386	38-142	.268	88-137	.642	72	165	237	47.4	90	18.0	128-2	42	95	21	456	91.2
2017	11	410-935	.439	141-423	.333	224-284	.789	109	363	472	42.9	215	19.5	230-5	85	154	51	1185	107.7
Totals	282	10710-23452	.457	1445-4266	.339	5698-7704	.740	3507	8325	12128	43.0	6310	22.4	6916-77	2107	4152	1485	28563	101.3

Opponents

Year	G	FGM-A	Pct.	3FGM-A	Pct.	FTM-A	Pct.	Rebounds		Avg.	AST	Avg.	PF-D	ST	TO	BL	TP	Avg.	
								Off	Def										Tot
1969	6	254-585	.434	—	—	144-223	.646	—	—	323	53.8	112	18.7	162-1	—	—	—	652	108.7
1975	8	346-713	.485	—	—	171-208	.822	111	237	348	43.5	208	26.0	193-4	62	147	24	863	107.9
1977	12	536-1086	.494	—	—	233-338	.689	161	334	495	41.3	279	23.3	281-4	82	207	59	1305	108.8
1979	2	83-182	.456	—	—	43-59	.729	40	67	107	53.5	55	27.5	58-2	14	32	15	209	104.5
1980	7	305-613	.498	8-33	.242	145-178	.815	94	190	284	40.6	183	26.1	169-1	60	96	28	763	109.0
1981	21	835-1743	.479	9-54	.167	389-534	.728	293	616	909	43.3	508	24.2	490-9	148	341	117	2068	98.5
1982	3	113-263	.430	1-4	.250	49-68	.721	55	96	151	50.3	80	26.7	66-1	17	32	5	276	92.0
1985	5	180-418	.431	8-28	.286	153-188	.814	66	169	235	47.0	116	23.2	126-0	36	96	43	521	104.2
1986	20	842-1808	.466	38-124	.306	427-545	.783	301	571	872	43.6	534	26.7	480-3	175	329	101	2149	107.4
1987	10	414-915	.452	20-65	.308	233-307	.759	161	274	435	43.5	252	25.2	278-5	99	141	44	1081	108.1
1988	4	168-337	.499	6-23	.261	86-112	.768	56	115	171	42.8	99	24.8	92-1	36	62	24	428	107.0
1989	4	163-345	.472	9-38	.237	90-119	.756	62	116	178	44.5	98	24.5	105-1	35	66	35	425	106.3
1990	4	165-303	.545	12-37	.324	80-105	.762	38	115	153	38.3	105	26.3	80-0	33	66	27	422	105.5
1991	3	111-230	.483	12-35	.343	63-80	.788	28	82	110	36.7	72	24.0	55-0	22	42	19	297	99.0
1993	12	460-1047	.439	41-108	.380	194-278	.698	193	318	511	42.6	277	23.1	248-4	128	160	49	1155	96.3
1994	23	815-1932	.422	111-334	.332	421-566	.744	335	678	1013	44.0	510	22.2	488-3	176	281	112	2162	90.4
1995	22	836-1789	.467	136-388	.351	485-653	.743	277	686	963	43.8	506	23.0	524-4	153	302	87	2293	104.2
1996	8	302-649	.465	73-181	.403	144-194	.742	87	274	361	45.1	195	24.4	166-2	64	127	39	821	102.6
1997	16	584-1304	.448	92-256	.359	332-409	.812	212	433	645	40.3	358	22.4	378-6	141	198	67	1592	99.5
1998	5	168-368	.457	17-45	.378	104-150	.693	48	171	219	43.8	106	21.2	119-0	39	68	29	457	91.4
1999	4	151-322	.469	25-66	.379	70-110	.636	44	119	163	40.8	93	23.3	87-1	20	52	34	397	99.3
2004	5	169-394	.429	23-67	.343	89-140	.636	50	152	202	40.4	122	24.4	108-0	50	52	20	450	90.0
2005	7	240-535	.449	53-122	.434	169-211	.801	94	195	289	41.3	120	17.1	160-5	49	93	34	702	100.3
2007	7	249-561	.444	26-87	.299	109-146	.747	74	215	289	41.3	160	22.9	160-3	49	84	34	633	90.4
2008	6	203-454	.447	32-89	.360	105-152	.691	77	184	261	43.5	111	18.5	131-0	33	74	37	543	90.5
2009	13	459-1020	.450	76-209	.364	214-288	.743	143	383	526	40.5	207	15.9	278-3	101	151	92	1208	92.8
2013	6	223-496	.450	61-170	.359	128-151	.848	58	197	255	42.5	121	20.2	148-0	47	77	44	635	105.9
2014	6	239-527	.454	56-154	.364	136-169	.805	73	183	256	42.7	111	18.5	149-4	44	71	55	670	111.7
2015	17	699-1520	.460	164-487	.337	319-453	.704	204	592	796	46.8	409	24.1	463-5	147	245	92	1881	110.6
2016	5	204-422	.483	58-144	.403	84-126	.667	49	169	218	43.6	144	28.8	111-1	46	71	27	550	110.0
2017	11	448-984	.455	92-291	.316	184-263	.700	143	372	515	46.8	247	22.5	214-1	87	138	77	1172	106.5
Totals	282	10964-23865	.455	1259-3639	.364	5593-7523	.743	3627	8303	12253	43.5	6498	23.0	6567-4	2193	3901	1470	28780	102.1

Rockets All-Time Playoff Leaders

(Current Rockets Players Bolded)

Scoring Average (min. 20 games)

Player	G	Points	Avg.
1. Tracy McGrady	20	554	27.7
2. James Harden	45	1227	27.3
3. Hakeem Olajuwon	140	3,727	26.6
4. Moses Malone	45	1,089	24.2
5. Yao Ming	28	555	19.8
6. Ralph Sampson	35	691	19.7
7. Clyde Drexler	51	948	18.6
8. Calvin Murphy	51	945	18.5
9. Dwight Howard	28	500	17.9
10. Charles Barkley	24	416	17.3

FT Percentage (min. 20 made)

Player	FTM	FTA	Pct.
1. Mike James	23	24	.958
2. Eddie Johnson	30	32	.938
3. Calvin Murphy	165	177	.932
4. Trevor Ariza	54	60	.900
5. Lou Williams	26	29	.897
6. James Harden	400	454	.881
7. Shane Battier	37	42	.881
8. Allen Leavell	113	131	.863
9. Mike Dunleavy	43	50	.860
10. Kenny Smith	127	150	.847

FG Percentage (min. 50 made)

Player	FGM	FGA	Pct.
1. Otis Thorpe	257	429	.599
2. Clint Capela	70	122	.574
3. Dwight Howard	189	336	.563
4. Rodney McCray	196	368	.533
5. Hakeem Olajuwon	1,492	2,825	.528
6. Carl Landry	50	96	.521
7. Yao Ming	195	376	.519
8. Ralph Sampson	274	547	.501
9. Mike Newlin	135	270	.500
10. Mitchell Wiggins	105	212	.495

3-Point Percentage (min. 20 made)

Player	3PM	3PA	Pct.
1. Matt Bullard	23	51	.451
2. Kenny Smith	117	261	.448
3. Shane Battier	48	122	.393
4. Josh Smith	31	79	.392
5. Mario Elie	74	190	.389
6. Eric Gordon	27	70	.386
7. Robert Horry	108	282	.383
8. Chandler Parsons	29	76	.382
9. Matt Maloney	48	128	.375
10. Sam Cassell	49	134	.366

Games

1. Hakeem Olajuwon	140
2. Mario Elie	74
3. Robert Reid	72
4. Kenny Smith	68
5. Robert Horry	65
6. Allen Leavell	63
7. Sam Cassell	52
8. Clyde Drexler	51
Calvin Murphy	51
10. Otis Thorpe	46

Rebounds

1. Hakeem Olajuwon	1,602
2. Moses Malone	697
3. Robert Horry	415
4. Otis Thorpe	409
5. Dwight Howard	390
6. Ralph Sampson	386
7. Robert Reid	383
8. Clyde Drexler	332
9. Charles Barkley	268
10. Yao Ming	261

Blocks

1. Hakeem Olajuwon	468
2. Moses Malone	81
3. Robert Horry	75
4. Dwight Howard	63
5. Ralph Sampson	55
6. Yao Ming	42
7. Robert Reid	41
8. Clint Capela	39
9. Rodney McCray	32
Billy Paultz	32

Minutes

1. Hakeem Olajuwon	5,663
2. Robert Reid	2,699
3. Robert Horry	2,301
4. Kenny Smith	2,043
5. Mario Elie	1,981
6. Moses Malone	1,962
7. Clyde Drexler	1,946
8. James Harden	1,742
9. Otis Thorpe	1,705
10. Calvin Murphy	1,660

Steals

1. Hakeem Olajuwon	238
2. Robert Horry	106
3. Robert Reid	105
4. Clyde Drexler	88
5. James Harden	85
6. Calvin Murphy	79
7. Allen Leavell	57
8. Trevor Ariza	57
9. Kenny Smith	54
10. Mario Elie	52

FG Made

1. Hakeem Olajuwon	1,492
2. Robert Reid	427
3. Moses Malone	409
4. Calvin Murphy	388
5. James Harden	355
6. Clyde Drexler	330
7. Robert Horry	275
8. Ralph Sampson	274
9. Kenny Smith	268
10. Otis Thorpe	257

Points

1. Hakeem Olajuwon	3,727
2. James Harden	1,227
3. Moses Malone	1,089
4. Robert Reid	1,019
5. Clyde Drexler	948
6. Calvin Murphy	945
7. Robert Horry	785
8. Kenny Smith	780
9. Ralph Sampson	691
10. Mario Elie	630

Assists

1. Hakeem Olajuwon	456
2. Robert Reid	333
3. James Harden	321
4. Kenny Smith	305
5. Clyde Drexler	251
6. Robert Horry	220
7. Sam Cassell	216
8. Calvin Murphy	213
9. Allen Leavell	203
10. Rodney McCray	201

FG Attempted

1. Hakeem Olajuwon	2,825
2. Robert Reid	974
3. James Harden	860
4. Moses Malone	840
5. Calvin Murphy	817
6. Clyde Drexler	749
7. Robert Horry	627
8. Kenny Smith	586
9. Vernon Maxwell	575
10. Ralph Sampson	547

Rockets All-Time Playoff Leaders

3-Pointers Made

1. James Harden	117
Kenny Smith	117
2. Robert Horry	108
4. Clyde Drexler	82
5. Mario Elie	74
6. Vernon Maxwell	73
7. Trevor Ariza	63
8. Sam Cassell	49
9. Shane Battier	48
Matt Maloney	48

Free Throws Made

1. Hakeem Olajuwon	739
2. James Harden	400
3. Moses Malone	271
4. Clyde Drexler	206
5. Calvin Murphy	165
Yao Ming	165
7. Sam Cassell	158
8. Robert Reid	157
9. Mario Elie	144
10. Ralph Sampson	140

3-Pointers Attempted

1. James Harden	362
2. Robert Horry	282
3. Clyde Drexler	261
Kenny Smith	261
5. Vernon Maxwell	239
6. Mario Elie	190
7. Trevor Ariza	185
8. Sam Cassell	134
9. Matt Maloney	128
10. Shane Battier	122

Free Throws Attempted

1. Hakeem Olajuwon	1,028
2. James Harden	454
3. Moses Malone	375
4. Clyde Drexler	265
5. Dwight Howard	229
6. Robert Reid	217
7. Ralph Sampson	198
Yao Ming	198
9. Sam Cassell	188
10. Charles Barkley	185

Best Playoff Series

(Current Rockets Players Bolded)

Scoring

Player	Series	G	Points	Avg.
Hakeem Olajuwon	Dallas, 1988	4	150	37.5
Hakeem Olajuwon	San Antonio, 1995	6	212	35.3
Hakeem Olajuwon	Utah, 1995	5	175	35.0
Hakeem Olajuwon	Portland, 1994	4	136	34.0
James Harden	Oklahoma City, 2017	5	166	33.2
Hakeem Olajuwon	Orlando, 1995	4	131	32.8
Moses Malone	L.A. Lakers, 1981	3	94	31.6
Hakeem Olajuwon	L.A. Lakers, 1986	5	155	31.0
Hakeem Olajuwon	Seattle, 1987	6	183	30.5
Tracy McGrady	Dallas, 2005	7	215	30.7

Field Goal Percentage (min. 10 made)

Player	Series	G	FGM-A	Pct.
Nenê	Oklahoma City, 2017	5	28-33	.848
Chuck Hayes	Utah, 2007	7	12-17	.706
Otis Thorpe	Seattle, 1993	5	44-67	.657
Yao Ming	Dallas, 2005	7	55-84	.655
Mark Bryant	L.A. Lakers, 1996	4	13-20	.650
Mario Elie	Orlando, 1995	4	24-37	.649
Otis Thorpe	Seattle, 1989	4	24-37	.649

Free Throw Percentage (min 15 made)

Player	Series	G	FTM-A	Pct.
Calvin Murphy	San Antonio, 1981	7	23-23	1.000
Kenny Smith	Utah, 1995	5	18-18	1.000
James Harden	Dallas, 2015	5	50-52	.962
Mike James	Dallas, 2005	7	23-24	.958
Calvin Murphy	L.A. Lakers, 1981	3	19-20	.950

Rebounds

Player	Series	G	Reb.	Avg.
Moses Malone	Atlanta, 1979	2	41	20.5
Moses Malone	San Antonio, 1980	3	53	17.7
Moses Malone	Philadelphia, 1977	6	103	17.2
Hakeem Olajuwon	Dallas, 1988	4	67	16.8
Moses Malone	Washington, 1977	6	100	16.7

Assists

Player	Series	G	Ast.	Avg.
Sleepy Floyd	L.A. Lakers, 1990	4	41	10.3
Allen Leavell	Portland, 1987	4	39	9.8
James Harden	San Antonio, 2017	6	58	9.7
Tom Henderson	San Antonio, 1980	3	28	9.3
Robert Reid	Boston, 1986	6	52	8.7

Playoff 40-Point Club

(Current Rockets Players Bolded)

Rockets

Player	Date	Opponent	TP
Hakeem Olajuwon	May 14, 1987	at Seattle (2OT)	49
Hakeem Olajuwon	May 1, 1994	vs. Portland	46
James Harden	May 25, 2015	vs. Golden State	45
Hakeem Olajuwon	April 27, 1995	at Utah	45
James Harden	April 21, 2017	at Oklahoma City	44
James Harden	May 5, 2017	vs. San Antonio	43
Hakeem Olajuwon	May 26, 1995	vs. San Antonio	43
James Harden	April 24, 2015	at Dallas	42
Calvin Murphy	April 17, 1981	at San Antonio	42
Moses Malone	April 26, 1981	vs. Kansas City	42
Sleepy Floyd	April 30, 1988	at Dallas	42
Hakeem Olajuwon	May 30, 1995	at San Antonio	42
Moses Malone	April 10, 1981	vs. San Antonio	41
Hakeem Olajuwon	April 30, 1988	at Dallas	41
Hakeem Olajuwon	May 25, 1994	vs. Utah	41
Clyde Drexler	May 5, 1995	vs. Utah	41
Hakeem Olajuwon	May 24, 1995	at San Antonio	41
Calvin Murphy	April 29, 1977	vs. Washington	40
Hakeem Olajuwon	May 16, 1986	vs. L.A. Lakers	40
Hakeem Olajuwon	May 5, 1988	vs. Dallas	40
Hakeem Olajuwon	May 5, 1995	vs. Utah	40
Tracy McGrady	May 2, 2008	at Utah	40

Opponents

Player	Date	Opponent	TP
Russell Westbrook	April 19, 2017	vs. Oklahoma City	51
Russell Westbrook	April 25, 2017	vs. Oklahoma City	47
Kevin Johnson	May 20, 1995	at Phoenix	46
LaMarcus Aldridge	April 20, 2014	vs. Portland (OT)	46
George Gervin	April 4, 1980	at San Antonio	44
LaMarcus Aldridge	April 23, 2014	vs. Portland	43
Kevin Johnson	May 14, 1995	vs. Phoenix	43
Alex English	May 8, 1986	at Denver (2OT)	42
Brandon Roy	April 21, 2009	at Portland	42
Carlos Boozer	April 23, 2007	vs. Utah	41
Kevin Durant	April 27, 2013	vs. Oklahoma City	41
Stephen Curry	May 25, 2015	vs. Golden State	40
Kobe Bryant	May 6, 2009	at L.A. Lakers	40

Playoff Statistical Achievements

30 Points/20 Rebounds Club

Player	Opponent	Date	Pts.	Reb.
Elvin Hayes	vs. Atlanta	April 4, 1969	30	20
Moses Malone	vs. Washington	April 21, 1977	31	26
Moses Malone	vs. Philadelphia	May 11, 1977	30	25
Moses Malone	vs. San Antonio	April 6, 1980	37	20
Moses Malone	at L.A. Lakers	April 1, 1981	38	23
Moses Malone	vs. Kansas City	April 26, 1981	42	23
Hakeem Olajuwon	at Seattle (2OT)	May 14, 1987	49	25
Hakeem Olajuwon	at Dallas	April 30, 1988	41	26
Hakeem Olajuwon	vs. L.A. Clippers	May 8, 1993	31	21
Charles Barkley	vs. L.A. Lakers	May 13, 1999	30	23

30-30 Club

(Two Rockets scoring 30 points or more in the same game)

Player	Pts.	Player	Pts.	Opponent	Date
Calvin Murphy	35	Mike Newlin	31	vs. Boston	April 22, 1975
Moses Malone	37	Calvin Murphy	33	vs. San Antonio	April 6, 1980
Calvin Murphy	36	Moses Malone	34	at San Antonio	April 14, 1981
Hakeem Olajuwon	36	Ralph Sampson	33	vs. Denver	May 6, 1986
Sleepy Floyd	42	Hakeem Olajuwon	41	at Dallas	April 30, 1988
Kenny Smith	32	Clyde Drexler	30	at Utah	April 29, 1995
Clyde Drexler	41	Hakeem Olajuwon	40	vs. Utah	May 5, 1995
Hakeem Olajuwon	33	Clyde Drexler	31	at Utah	May 7, 1995
Hakeem Olajuwon	42	Sam Cassell	30	at San Antonio	May 30, 1995
Hakeem Olajuwon	34	Sam Cassell	31	at Orlando	June 9, 1995
Scottie Pippen	37	Charles Barkley	30	vs. L.A. Lakers	May 13, 1999

Triple-Double Club

Rockets: Ralph Sampson vs. Denver (May 6, 1986) 33 pts., 17 rebs., 10 asts.
 Rodney McCray vs. Seattle (May 12, 1987) 24 pts., 10 rebs., 11 asts.
 Hakeem Olajuwon vs. L.A. Lakers (April 29, 1990) 11 pts., 11 rebs., 10 blks.
 Steve Francis vs. L.A. Lakers (April 19, 2004) 18 pts., 10 rebs., 12 asts.
 James Harden vs. L.A. Clippers (May 12, 2015) 26 pts., 11 rebs., 10 asts.
 James Harden at San Antonio (May 9, 2017) 33 pts., 10 rebs., 10 asts.

Opponents: Larry Bird (Boston) June 1, 1986; 25 pts., 15 rebs., 11 asts.
 Larry Bird (Boston) June 8, 1986; 29 pts., 11 rebs., 12 asts.
 Earvin Johnson (L.A. Lakers) May 18, 1986; 20 pts., 12 rebs., 11 asts.
 Blake Griffin (L.A. Clippers) May 4, 2015; 26 pts., 14 rebs., 13 asts.
 Russell Westbrook (Oklahoma City) April 19, 2017; 51 pts., 10 rebs., 13 asts.
 Russell Westbrook (Oklahoma City), April 21, 2017; 32 pts., 12 rebs., 11 asts.
 Russell Westbrook (Oklahoma City), April 23, 2017; 35 pts., 14 rebs., 14 asts.

Rockets Playoff Team Records

Most Points Scored

Game:	141	at San Antonio	4/6/80
Half:	83	vs. San Antonio, 2nd	4/6/80
Quarter:	45	vs. San Antonio, 3rd	4/6/80
	45	vs. Golden State, 1st	5/25/15

Fewest Points Scored

Game:	67	at Utah	4/26/07
Half:	25	at Utah, 2nd	4/26/07
Quarter:	8	vs. Phoenix, 4th	5/11/94

Largest Victory Margin

Game:	33	vs. Phoenix	5/13/95
	(118-85)		

Most Field Goals Made

Game:	58	vs. Washington	4/21/77
	58	vs. San Antonio	4/6/80

Fewest Field Goals Made

Game:	21	at Utah	4/26/07
-------	----	---------	---------

Most Field Goals Attempted

Game:	114	vs. Washington	4/21/77
-------	-----	----------------	---------

Fewest Field Goals Attempted

Game:	64	at Utah	4/26/07
-------	----	---------	---------

Highest Field Goal Percentage

Game:	.627	vs. L.A. Clippers	4/29/93
	(47-75)		

Lowest Field Goal Percentage

Game:	.286	vs. San Antonio	5/11/17
	(22-77)		

Most 3-Point Field Goals Made

Game:	22	at San Antonio	5/1/17
-------	----	----------------	--------

Most 3-Point Field Goals Attempted

Game:	50	at San Antonio	5/1/17
-------	----	----------------	--------

Highest 3-Point Field Goal Percentage

Game:	.679	at Utah	4/29/95
	(19-28)		

Most Free Throws Made

Game:	42	vs. L.A. Clippers	5/6/15
-------	----	-------------------	--------

Fewest Free Throws Made

Game:	3	vs. Washington	4/19/77
-------	---	----------------	---------

Most Free Throws Attempted

Game:	64	vs. L.A. Clippers	5/6/15
-------	----	-------------------	--------

Fewest Free Throws Attempted

Game:	6	vs. Washington	4/19/77
-------	---	----------------	---------

Highest Free Throw Percentage

Game:	.955	vs. L.A. Lakers	4/5/81
	(21-22)		

Lowest Free Throw Percentage

Game:	.462	at Seattle	5/4/96
	(6-13)		

Most Rebounds

Game:	66	vs. Denver	5/6/86
-------	----	------------	--------



Most Offensive Rebounds

Game:	28	vs. Philadelphia	4/11/77
	28	vs. Boston	5/10/81

Most Defensive Rebounds

Game:	45	at L.A. Clippers	5/14/15
-------	----	------------------	---------

Most Assists

Game:	39	at L.A. Lakers	5/13/86
-------	----	----------------	---------

Fewest Assists

Game:	10	vs. Boston	5/9/81
	10	at Utah	5/2/08
	10	at San Antonio	5/1/17

Most Steals

Game:	17	at Kansas City	4/21/81
-------	----	----------------	---------

Most Blocked Shots

Game:	14	vs. L.A. Clippers	4/29/93
-------	----	-------------------	---------

Most Turnovers

Game:	25	at Portland	4/26/87
	25	vs. L.A. Clippers	5/8/93

Fewest Turnovers

Game:	5	vs. L.A. Lakers	4/30/96
-------	---	-----------------	---------

Opponents Playoff Team Records

Most Points Scored

Game:	138	vs. Boston	4/14/80
Half:	75	at Phoenix, 1st	5/9/95
Quarter:	43	at Dallas, 4th	4/28/88
	43	at Phoenix, 2nd	5/9/95
	43	at L.A. Clippers, 3rd	5/10/15

Fewest Points Scored

Game:	69	vs. Utah	4/29/08
Half:	31	at Utah, 1st	5/29/94
Quarter:	9	at L.A. Lakers, 3rd	4/17/04

Largest Victory Margin

Game:	40	at Dallas	5/7/05
	(116-76)		
	40	at L.A. Lakers	5/12/09
	(118-78)		

Most Field Goals Made

Game:	54	at Boston	4/24/75
	54	at Philadelphia	5/5/77

Fewest Field Goals Made

Game:	24	at Dallas	4/23/05
-------	----	-----------	---------

Most Field Goals Attempted

Game:	109	at Denver	5/8/86
-------	-----	-----------	--------

Fewest Field Goals Attempted

Game:	64	at Kansas City	4/21/81
-------	----	----------------	---------

Highest Field Goal Percentage

Game:	.633	vs. Boston	5/14/81
	(50-79)		

Lowest Field Goal Percentage

Game:	.329	at L.A. Lakers	4/17/04
	(25-76)		

Most 3-Point Field Goals Made

Game:	21	vs. Golden State	4/18/16
-------	----	------------------	---------

Most 3-Point Field Goals Attempted

Game:	46	vs. Golden State	5/25/15
-------	----	------------------	---------

Most Free Throws Made

Game:	39	at Utah	4/24/85
-------	----	---------	---------

Fewest Free Throws Made

Game:	5	vs. L.A. Clippers	5/8/93
-------	---	-------------------	--------

Most Free Throws Attempted

Game:	63	at L.A. Clippers	5/10/15
-------	----	------------------	---------

Fewest Free Throws Attempted

Game:	8	vs. L.A. Clippers	5/8/93
-------	---	-------------------	--------

Highest Free Throw Percentage

Game:	1.000	vs. Portland	4/26/09
	(17-17)		
	1.000	vs. Oklahoma City	5/3/13
	(16-16)		

Lowest Free Throw Percentage

Game:	.464	vs. Atlanta	4/1/69
	(13-28)		



Most Rebounds

Game:	66	at Phoenix	5/16/95
-------	----	------------	---------

Most Offensive Rebounds

Game:	27	vs. Utah	4/28/85
	27	vs. Sacramento	4/17/86

Most Defensive Rebounds

Game:	46	vs. San Antonio	5/11/17
-------	----	-----------------	---------

Most Assists

Game:	39	vs. L.A. Lakers	5/16/86
-------	----	-----------------	---------

Most Steals

Game:	16	at Portland	4/26/87
-------	----	-------------	---------

Most Blocked Shots

Game:	14	at San Antonio	4/8/81
	14	vs. Portland	4/30/14

Most Turnovers

Game:	26	at New York	4/10/75
	26	at Kansas City	4/21/81

Fewest Turnovers

Game:	5	vs. Minnesota	4/24/97
	5	vs. L.A. Lakers	4/23/04
	5	at Utah	5/2/08

Rockets Playoff Individual Records

Points

Game:	49	Hakeem Olajuwon	at Seattle (2OT)	5/14/87
Half:	31	Vernon Maxwell	at Phoenix, 2nd	5/13/94
Quarter:	18	Hakeem Olajuwon	vs. Utah, 1st	5/5/95

Note: Twice in Houston Rockets history, two players have scored 40 or more points in the same playoff game ... Eric Floyd (42) and Hakeem Olajuwon (41) accomplished this feat at Dallas (4/30/88) ... Clyde Drexler (41) and Olajuwon (40) also did this vs. Utah (5/5/95) ... these were the second and third times in NBA Playoff history that two teammates scored 40 or more points in the same game ... Elgin Baylor (45) and Jerry West (41) did it with Los Angeles at Detroit (3/19/62) in Game Four of the Western Semifinals (Pistons won, 118-117).

Most Field Goals Made

Game:	20	Hakeem Olajuwon	at Utah	4/27/95
-------	----	-----------------	---------	---------

Most Field Goals Attempted

Game:	35	James Harden	at Portland	4/25/14
-------	----	--------------	-------------	---------

Highest Field Goal Percentage

Game:	1.000 (12-12)	Nenê	at Oklahoma City	4/23/17
		Yao Ming	at Portland	4/18/09 (9-9)

Most 3-Point Field Goals Made

Game:	8	Matt Maloney	at Seattle	5/11/97
Consecutive:	7	James Harden	at Oklahoma City	5/1/13

Most 3-Point Field Goals Attempted

Game:	15	James Harden	at San Antonio	5/9/17
-------	----	--------------	----------------	--------

Most Free Throws Made

Game:	18	4 times; last by James Harden	at Oklahoma City	4/21/17
-------	----	-------------------------------	------------------	---------

Most Free Throws Attempted

Game:	21	Dwight Howard	vs. L.A. Clippers	5/6/15
-------	----	---------------	-------------------	--------

Highest Free Throw Percentage

Game:	1.000 (18*)	James Harden	at Oklahoma City	4/21/17
		*Most attempts no misses		

Most Rebounds

Game:	26	Moses Malone	vs. Washington	4/21/77
	26	Hakeem Olajuwon	at Dallas	4/30/88
	26	Dwight Howard	at Dallas	4/24/15

Most Offensive Rebounds

Game:	15	Moses Malone	vs. Washington	4/21/77
-------	----	--------------	----------------	---------

Most Defensive Rebounds

Game:	19	Jim Jackson	vs. L.A. Lakers	4/25/04
	19	Hakeem Olajuwon	at Dallas	4/30/88

Most Assists

Game:	18	Sleepy Floyd	vs. L.A. Lakers	5/1/90
-------	----	--------------	-----------------	--------

Most Steals

Game:	7	Robert Horry	at Orlando	6/9/95
	7	James Harden	vs. Golden State	4/24/16

Most Blocked Shots

Game:	10	Hakeem Olajuwon	at L.A. Lakers	4/29/90
-------	----	-----------------	----------------	---------

Most Turnovers

Game:	12	James Harden	at Golden State	5/27/15
-------	----	--------------	-----------------	---------

Opponents Playoff Individual Records

Points

Game:	51	Russell Westbrook	vs. Oklahoma City	4/19/17
Half:	32	Mark Aguirre	vs. Dallas, 2nd	5/5/88
Quarter:	27	Mark Aguirre	vs. Dallas, 3rd	5/5/88

Most Field Goals Made

Game:	19	George Gervin	at San Antonio	4/4/80
-------	----	---------------	----------------	--------

Most Field Goals Attempted

Game:	43	Russell Westbrook	vs. Oklahoma City	4/19/17
-------	----	-------------------	-------------------	---------

Highest Field Goal Percentage

Game:	.900 (9-10)	Nate Archibald	vs. Boston	4/13/80
-------	----------------	----------------	------------	---------

Most 3-Point Field Goals Made

Game:	7	Stephen Curry	vs. Golden State	5/23/15
	7	Klay Thompson	vs. Golden State	4/24/16
	7	Klay Thompson	at Golden State	4/27/16

Most 3-Point Field Goals Attempted

Game:	18	Russell Westbrook	vs. Oklahoma City	4/25/17
-------	----	-------------------	-------------------	---------

Most Free Throws Made

Game:	21	Kevin Johnson	at Phoenix	5/20/95
-------	----	---------------	------------	---------

Most Free Throws Attempted

Game:	34	DeAndre Jordan	at L.A. Clippers	5/10/15
-------	----	----------------	------------------	---------

Highest Free Throw Percentage

Game:	1.000 (13-13)	George Gervin	vs. San Antonio	4/6/80
	1.000 (13-13)	Adrian Dantley	vs. Utah	4/28/85
	1.000 (13-13)	Brandon Roy	vs. Portland	4/26/09

Most Rebounds

Game:	24	Dave Cowens	vs. Boston	4/22/75
-------	----	-------------	------------	---------

Most Offensive Rebounds

Game:	12	Dennis Rodman	vs. San Antonio	5/28/95
	12	Dean Garrett	at Minnesota	4/29/97

Most Defensive Rebounds

Game:	20	Dave Cowens	vs. Boston	4/22/75
-------	----	-------------	------------	---------

Most Assists

Game:	21	Earvin Johnson	at L.A. Lakers	4/27/91
-------	----	----------------	----------------	---------

Most Steals

Game:	6	5x: last Jamal Crawford	at L.A. Clippers	5/8/15
-------	---	-------------------------	------------------	--------

Most Blocked Shots

Game:	10	Mark Eaton	at Utah	4/26/85
-------	----	------------	---------	---------

Most Turnovers

Game:	9	Russell Westbrook	vs. Oklahoma City	4/16/17
-------	---	-------------------	-------------------	---------

Team Playoff Series Records

	3-Game Series	4-Game Series	5-Game Series	6-Game Series	7-Game Series
Field Goals Made	139 vs. San Antonio, 1980	173 vs. Portland, 1987	218 vs. Boston, 1975	292 vs. Denver, 1986	300 vs. San Antonio, 1981
Field Goals Attempted	285 vs. L.A. Lakers, 1981	345 vs. Dallas, 1988	495 vs. Utah, 1985	592 vs. Denver, 1986	595 vs. Phoenix, 1994
FT Made	68 vs. Minnesota, 1997	102 vs. Portland, 1987	134 vs. Oklahoma City, 2017	165 vs. Seattle, 1987	175 vs. L.A. Clippers 2015
FT Attempted	90 vs. Minnesota, 1997 vs. Sacramento, 1986	130 vs. Seattle, 1989	184 vs. Dallas 2015	218 vs. Seattle, 1987	275 vs. L.A. Clippers 2015
Highest FT Pct.	.814 vs. New York, 1975	.882 vs. Boston, 1980	.798 vs. Utah, 1994 vs. Oklahoma City, 2017	.785 vs. Utah, 1997	.794 vs. Seattle, 1993
Lowest FT Pct.	.678 vs. Sacramento, 1986	.667 vs. L.A. Lakers, 1990	.567 vs. Utah, 1985	.665 vs. Denver, 1986	.636 vs. L.A. Clippers 2015
Most 3-Pt. FG Made	35 vs. Minnesota, 1997	43 vs. Seattle, 1996	48 vs. Oklahoma City, 2017	93 vs. San Antonio, 2017	73 vs. L.A. Clippers 2015
Most 3-Pt. FG Attempted	81 vs. Minnesota, 1997	118 vs. Seattle, 1996	169 vs. Oklahoma City, 2017	254 vs. San Antonio, 2017	211 vs. L.A. Clippers 2015
Highest 3-Pt. FG Pct.	.432 vs. Minnesota, 1997	.437 vs. Portland, 1994	.475 vs. Utah, 1995	.371 vs. Portland, 2009	.403 vs. Dallas, 2005
Rebounds	148 vs. L.A. Lakers, 1981	183 vs. L.A. Lakers, 1999	284 vs. Utah, 1985	367 vs. Portland, 2014	337 vs. L.A. Clippers 2015
Assists	87 vs. Minnesota, 1997	118 vs. Portland, 1987	147 vs. L.A. Lakers, 1986	180 vs. Denver, 1986	209 vs. Phoenix, 1994
Steals	33 vs. Sacramento, 1986	43 vs. L.A. Lakers, 1996	52 vs. Kansas City, 1981	54 vs. Boston, 1986	63 vs. Seattle, 1997
Blocks	23 vs. Sacramento, 1986	31 vs. Portland, 1987	44 vs. L.A. Clippers, 1993	50 vs. Denver, 1986	49 vs. Phoenix, 1994
Most Points — Team	337 vs. San Antonio, 1980	456 vs. Orlando, 1995	571 vs. Dallas 2015	728 vs. Denver, 1986	768 vs. San Antonio, 1981
Fewest Points — Team	261 vs. Seattle, 1982	378 vs. Boston, 1980	423 vs. L.A. Lakers, 2004 vs. Utah, 1998	520 vs. Boston, 1981	603 vs. New York, 1994

Opponents



**NATIONAL BASKETBALL ASSOCIATION
NBA ENTERTAINMENT
WOMEN'S NATIONAL BASKETBALL ASSOCIATION
NBA G LEAGUE**

NEW YORK

Olympic Tower
645 Fifth Avenue
New York, NY 10022
Telephone: (212) 407-8000
Fax: (212) 832-3861

NEW JERSEY

100 Plaza Drive
Secaucus, NJ 07094
Telephone: (201) 865-1500
Fax: (201) 974-5973

INTERNATIONAL NBA OFFICES

EUROPE

Headquarters - NBA EMEA

Endeavour House
189 Shaftesbury Avenue
London, United Kingdom WC2H 8JR
Telephone: +44-20-7420-8900

SPAIN

Leganitos Street 6th Floor
28013 Madrid, Spain
Ignasi Castello, Communications, Cell: +34-610-200-051

AFRICA

6th Floor GreenPark Corner, Cnr West Road South and
Lower Road
Morningside 2196
Johannesburg, South Africa
Telephone: +27-100-072-668

INDIA

Tower 1, 10th Floor
Indiabulls Finance Center
Senapati Bapat Marg Mumbai
Maharashtra 400013
Telephone: +91-22-6124-6100

LATIN AMERICA

BRAZIL

Av Borges de Medeiros, 633
Sala 301 – Leblon
Rio de Janeiro, RJ, Brazil 22430-041
Telephone: +55-21-3206-6400
Fax: +55-21-2586-6001

MEXICO

Av. Prolongacion Paseo de la Reforma 1236, Planta baja
Col. Desarrollo Santa Fe, CP. 05348
Del. Cuajimalpa de Morelos, Ciudad de Mexico Mexico
01210

CANADA

50 Bay Street
Suite 1402
Toronto, Ontario
Canada M5J 3A5
Telephone: (416) 682-2000
Fax: (416) 364-0205

ASIA/PACIFIC

HONG KONG

Room 3101, Lee Gardens One
33 Hysan Avenue
Causeway Bay, Hong Kong
Telephone: +852-2843-9600
Fax: +852-2536-4808

TAIWAN

Suite 1303, No. 88, Section 2
Chung Hsiao East Road
Taipei, Taiwan ROC 100
Telephone: +886-2-2397-8000
Fax: +886-2-2358-1098

PHILIPPINES

Unit 1701, World Plaza Building
5th Avenue corner 30th Street Bonifacio Global City
Taguig, 1634 Philippines
Jandric Lim, Communications; Cell: +63 (917) 791-9457

CHINA—BEIJING

19th Floor, Office Tower 2, China Central Place
No. 79 Jianguo Road, Chaoyang District
Beijing, China 100025
Telephone: +86-10-5200-8200
Fax: +86-10-5200-8202

CHINA—SHANGHAI

Unit 2703-2708, 27F, Tower 2 Plaza 66
1366 Nanjing West Road, Jing An District
Shanghai, China 200040
Telephone: +86-21-6137-2200
Fax: +86-21-6288-9920

Atlanta Hawks



SEASON SERIES

	2016-17	All-Time	Playoffs
Overall	0-2	74-76	0-0
Home	0-1	54-22	0-0
Away	0-1	20-54	0-0
Neutral	0-0	0-0	0-0

2017-18 Season Series vs. Hawks

Friday, Nov. 3 at Atlanta, 6:30 p.m.
Sunday, March 25 at Houston, 7 p.m.

Series Information

Current Streak: Lost 7
Current Home Streak: Lost 3
Current Road Streak: Lost 4
Longest Winning Streak: 6 (Dec. 21, 1974-Dec. 19, 1975)
Longest Losing Streak: 7 (Jan. 10, 2014-Feb. 2, 2017)
Biggest Winning Margin: 31 (133-102; Dec. 23, 1970)
Biggest Losing Margin: 42 (129-87; Nov. 30, 1967)
Most Points Scored: 133 (Nov. 15, 1969)
Most Points Allowed: 155 (Feb. 11, 1970)
Fewest Points Scored: 74 (Feb. 21, 1997)
Fewest Points Allowed: 68 (Dec. 29, 2006)

Season-by-Season Results

1967-68: 1-7	1983-84: 1-1	1999-00: 1-1	2015-16: 0-2
1968-69: 4-3	1984-85: 2-0	2000-01: 2-0	2016-17: 0-2
1969-70: 2-4	1985-86: 1-1	2001-02: 1-1	
1970-71: 3-2	1986-87: 1-1	2002-03: 1-1	
1971-72: 4-1	1987-88: 1-1	2003-04: 2-0	
1972-73: 4-4	1988-89: 1-1	2004-05: 1-1	
1973-74: 2-5	1989-90: 0-2	2005-06: 1-1	
1974-75: 5-2	1990-91: 1-1	2006-07: 1-1	
1975-76: 5-2	1991-92: 0-2	2007-08: 2-0	
1976-77: 3-1	1992-93: 1-1	2008-09: 1-1	
1977-78: 1-3	1993-94: 1-1	2009-10: 0-2	
1978-79: 1-3	1994-95: 2-0	2010-11: 2-0	
1979-80: 4-2	1995-96: 1-1	2011-12: 1-0	
1980-81: 1-1	1996-97: 1-1	2012-13: 2-0	
1981-82: 0-2	1997-98: 1-1	2013-14: 1-1	
1982-83: 0-2	1998-99: 0-1	2014-15: 0-2	

2016-17 Rockets vs. Hawks Game-by-Game Results

DATE	GAME	FG-A	PCT	3FG-A	PCT	FT-A	PCT	OR-DR-REB	AST	PF	ST	TO	BS	PTS
11/5	HOUSTON	37-85	.435	12-36	.333	11-13	.846	12-31-43	22	26	9	26	7	97
16,895	@ Atlanta	45-85	.529	8-20	.400	14-24	.583	13-31-44	29	13	17	20	6	112
2/2	@ HOUSTON	35-93	.376	13-51	.255	25-33	.758	7-30-37	19	20	11	9	4	108
15,602	Atlanta	44-85	.518	8-30	.267	17-23	.739	8-48-56	26	20	8	21	5	113

2016-17 Rockets vs. Hawks

PLAYER	G-GS	MIN	FIELD GOALS		3-POINT FG		FT-FTA	PCT	REBOUNDS			AST	PF-DQ	STL	TO	BLK	PTS	AVG
			FG-FGA	PCT	FG-FGA	PCT			OFF	DEF	TOT							
Harden	2-2	76	20-42	.476	9-20	.450	22-28	.786	3	14	17	19	7-0	7	12	0	71	35.5
Capela	2-2	52	15-18	.833	0-0	---	4-5	.800	6	13	19	0	7-0	3	6	1	34	17.0
McDaniels	1-0	19	5-6	.833	1-2	.500	2-2	1.000	0	2	2	0	2-0	0	1	1	13	13.0
Anderson	2-2	65	8-25	.320	7-19	.368	0-0	---	1	4	5	2	4-0	0	2	0	23	11.5
Gordon	2-1	61	7-25	.280	2-14	.143	6-8	.750	0	4	4	5	6-0	1	3	4	22	11.0
Beverley	1-1	31	3-8	.375	2-6	.333	1-2	.500	0	6	6	1	1-0	1	0	0	9	9.0
Ariza	2-2	68	5-22	.227	3-17	.176	0-0	---	0	8	8	6	3-0	4	1	1	13	6.5
Harrell	1-0	15	2-2	1.000	0-0	---	0-0	---	2	1	3	2	3-0	0	2	1	4	4.0
Hilario	2-0	28	3-9	.333	0-0	---	0-0	---	4	4	8	1	7-0	1	1	3	6	3.0
Dekker	2-0	29	2-11	.182	1-5	.200	0-0	---	2	3	5	3	3-0	1	2	0	5	2.5
Ennis	1-0	7	1-2	.500	0-0	---	0-0	---	1	1	2	1	0-0	0	1	0	2	2.0
Brewer	2-0	26	1-7	.143	0-4	.000	1-1	1.000	0	1	1	1	2-0	2	3	0	3	1.5
Brown	1-0	3	0-1	.000	0-0	---	0-0	---	0	0	0	0	1-0	0	0	0	0	0.0
Wilijer	1-0	2	0-0	---	0-0	---	0-0	---	0	0	0	0	0-0	0	1	0	0	0.0
ROCKETS	2	480	72-178	.404	25-87	.287	36-46	.783	19	61	80	41	46-0	20	35	11	205	102.5

2016-17 Hawks vs. Rockets

PLAYER	G-GS	MIN	FIELD GOALS		3-POINT FG		FT-FTA	PCT	REBOUNDS			AST	PF-DQ	STL	TO	BLK	PTS	AVG
			FG-FGA	PCT	FG-FGA	PCT			OFF	DEF	TOT							
Howard	2-2	66	19-23	.826	0-0	---	6-13	.462	12	26	38	6	4-0	2	8	4	44	22.0
Millissap	2-2	63	14-28	.500	1-6	.167	10-13	.769	2	13	15	8	7-0	7	6	1	39	19.5
Hardaway	2-1	52	13-23	.565	4-11	.364	6-9	.667	0	7	7	5	4-0	0	3	1	36	18.0
Bazemore	2-2	63	10-19	.526	4-7	.571	3-3	1.000	0	7	7	10	2-0	5	4	0	27	13.5
Schroder	2-2	53	8-26	.308	2-8	.250	4-5	.800	0	5	5	13	4-0	1	7	0	22	11.0
Korver	1-1	30	4-6	.667	2-3	.667	0-0	---	0	2	2	2	0-0	2	2	1	10	10.0
Sefolosha	1-0	24	4-8	.500	0-1	.000	0-0	---	3	1	4	1	0-0	3	1	1	8	8.0
Dunleavy	1-0	22	2-4	.500	2-4	.500	1-2	.500	0	1	1	2	2-0	1	0	0	7	7.0
Muscala	2-0	41	6-10	.600	1-4	.250	1-2	.500	3	8	11	1	5-0	1	3	3	14	7.0
Bembry	2-0	23	5-6	.833	0-1	.000	0-0	---	1	3	4	2	4-0	0	1	0	10	5.0
Delaney	2-0	41	4-17	.235	0-5	.000	0-0	---	0	6	6	5	1-0	2	4	0	8	4.0
Kelly	1-0	2	0-0	---	0-0	---	0-0	---	0	0	0	0	0-0	1	0	0	0	0.0
Prince	1-0	2	0-0	---	0-0	---	0-0	---	0	0	0	0	0-0	0	0	0	0	0.0
HAWKS	2	480	89-170	.524	16-50	.320	31-47	.660	21	79	100	55	33-0	25	41	11	225	112.5

Boston Celtics



SEASON SERIES

	2016-17	All-Time	Playoffs
Overall	1-1	50-89	5-16
Home	1-0	30-38	4-6
Away	0-1	19-44	1-10
Neutral	0-0	1-7	0-0

2017-18 Season Series vs. Celtics

Thursday, Dec. 28 at Boston, 7 p.m.

Saturday, March 3 at Houston, 7:30 p.m.

Series Information

Current Streak: Lost 1

Current Home Streak: Won 1

Current Road Streak: Lost 1

Longest Winning Streak: 5 (Feb. 20, 2001-Feb. 24, 2003)

Longest Losing Streak: 10 (Nov. 21, 1967-Jan. 2, 1969)

Biggest Winning Margin: 35 (119-84; Feb. 18, 1993)

Biggest Losing Margin: 39 (142-103; Nov. 10, 1971)

Most Points Scored: 137 (Feb. 14, 1989)

Most Points Allowed: 147 (Feb. 25, 1970)

Fewest Points Scored: 72 (Feb. 26, 2007)

Fewest Points Allowed: 73 (Dec. 6, 2005)

Season-by-Season Results

1967-68: 0-7	1983-84: 1-1	2000-01: 1-1	2016-17: 1-1
1968-69: 2-4	1984-85: 0-2	2001-02: 2-0	
1969-70: 2-4	1985-86: 0-2	2002-03: 2-0	
1970-71: 2-3	1986-87: 0-2	2003-04: 1-1	
1971-72: 0-5	1987-88: 1-1	2004-05: 1-1	
1972-73: 1-5	1988-89: 1-1	2005-06: 1-1	
1973-74: 2-4	1989-90: 0-2	2006-07: 1-1	
1974-75: 0-4	1990-91: 0-2	2007-08: 0-2	
1975-76: 1-4	1991-92: 1-1	2008-09: 1-1	
1976-77: 2-2	1992-93: 1-1	2009-10: 1-1	
1977-78: 2-2	1993-94: 1-1	2010-11: 2-0	
1978-79: 3-1	1994-95: 1-1	2011-12: 0-1	
1979-80: 0-6	1995-96: 1-1	2012-13: 1-1	
1980-81: 0-2	1996-97: 2-0	2013-14: 2-0	
1981-82: 1-1	1997-98: 1-1	2014-15: 2-0	
1982-83: 0-2	1999-00: 1-1	2015-16: 1-1	

2016-17 Rockets vs. Celtics Game-by-Game Results

DATE	GAME	FG-A	PCT	3FG-A	PCT	FT-A	PCT	OR-DR-REB	AST	PF	ST	TO	BS	PTS
12/5	@ HOUSTON	34-76	.447	12-38	.316	27-31	.871	7-39-46	20	14	8	17	7	107
15,730	Boston	42-99	.424	11-32	.344	11-12	.917	10-32-42	27	20	7	11	4	106
1/25	HOUSTON	36-77	.468	10-31	.323	27-38	.711	6-24-30	28	18	8	17	5	109
18,624	@ Boston	47-91	.516	11-32	.344	15-16	.938	12-36-48	23	27	10	18	3	120

2016-17 Rockets vs. Celtics

PLAYER	G-GS	MIN	FIELD GOALS		3-POINT FG		FT-FTA	PCT	REBOUNDS			AST	PF-DQ	STL	TO	BLK	PTS	AVG
			FG-FGA	PCT	FG-FGA	PCT			OFF	DEF	TOT							
Harden	2-2	72	14-32	.438	5-16	.313	34-37	.919	1	13	14	19	5-0	4	17	1	67	33.5
Gordon	1-0	31	6-11	.545	4-9	.444	3-4	.750	0	1	1	3	1-0	0	1	2	19	19.0
Ariza	2-2	70	10-26	.385	7-18	.389	0-0	---	1	9	10	3	2-0	1	3	2	27	13.5
Capela	2-2	42	10-17	.588	0-0	---	3-9	.333	4	12	16	2	3-0	1	2	3	23	11.5
Anderson	2-2	64	5-14	.357	3-9	.333	8-9	.889	3	8	11	4	5-0	2	2	1	21	10.5
Dekker	2-0	48	9-19	.474	2-7	.286	0-0	---	1	7	8	0	3-0	2	2	1	20	10.0
Harrell	2-0	43	8-11	.727	0-0	---	2-3	.667	1	3	4	3	2-0	1	1	1	18	9.0
Beverley	2-2	64	5-14	.357	1-6	.167	1-1	1.000	2	5	7	12	7-1	3	3	1	12	6.0
Brewer	2-0	37	3-7	.429	0-3	.000	2-4	.500	0	4	4	2	4-0	1	2	0	8	4.0
Hilario	1-0	8	0-2	.000	0-1	.000	1-2	.500	0	1	1	0	0-0	1	0	0	1	1.0
ROCKETS	2	480	70-153	.458	22-69	.319	54-69	.783	13	63	76	48	32-1	16	34	12	216	108.0

2016-17 Celtics vs. Rockets

PLAYER	G-GS	MIN	FIELD GOALS		3-POINT FG		FT-FTA	PCT	REBOUNDS			AST	PF-DQ	STL	TO	BLK	PTS	AVG
			FG-FGA	PCT	FG-FGA	PCT			OFF	DEF	TOT							
Thomas	2-2	71	22-46	.478	7-17	.412	7-7	1.000	3	4	7	12	3-0	3	5	0	58	29.0
Horford	2-2	68	18-37	.486	3-7	.429	2-2	1.000	1	8	9	18	5-0	4	5	4	41	20.5
Crowder	2-2	71	12-27	.444	3-13	.231	8-8	1.000	1	12	13	9	3-0	1	2	0	35	17.5
Bradley	1-1	35	8-16	.500	0-2	.000	0-0	---	2	8	10	1	5-0	1	1	0	16	16.0
Smart	2-0	58	6-14	.429	2-5	.400	6-7	.857	4	5	9	8	5-0	3	3	1	20	10.0
Green	1-0	16	3-5	.600	1-3	.333	0-0	---	0	4	4	0	3-0	0	1	0	7	7.0
Jerebko	2-2	44	5-8	.625	3-4	.750	0-0	---	6	6	12	1	6-0	1	2	2	13	6.5
Olynyk	2-0	32	5-10	.500	1-3	.333	1-2	.500	3	6	9	4	5-0	1	4	0	12	6.0
Brown	2-1	32	4-10	.400	1-4	.250	0-0	---	0	4	4	0	6-0	0	3	0	9	4.5
Rozier	2-0	33	4-13	.308	1-5	.200	0-0	---	1	5	6	6	1-0	3	0	0	9	4.5
Johnson	2-0	15	2-3	.667	0-0	---	2-2	1.000	1	6	7	1	5-0	0	3	0	6	3.0
Young	1-0	3	0-1	.000	0-1	.000	0-0	---	0	0	0	0	0-0	0	0	0	0	0.0
CELTICS	2	480	89-190	.468	22-64	.344	26-28	.929	22	68	90	60	47-0	17	29	7	226	113.0

Brooklyn Nets



SEASON SERIES

	2016-17	All-Time	Playoffs
Overall	2-0	60-30	0-0
Home	1-0	33-11	0-0
Away	1-0	27-19	0-0
Neutral	0-0	0-0	0-0

2017-18 Season Series vs. Nets

Monday, Nov. 27 at Houston, 7 p.m.

Tuesday, Feb. 6 at Brooklyn, 6:30 p.m.

Series Information

Current Streak: Won 2

Current Home Streak: Won 1

Current Road Streak: Won 1

Longest Winning Streak: 14 (Dec. 27, 2006-Nov. 29, 2013)

Longest Losing Streak: 4 (Mar. 2, 1983-Jan. 13, 1985)

Biggest Winning Margin: 52 (139-87; Oct. 18, 1978)

Biggest Losing Margin: 39 (124-85; Mar. 2, 1983)

Most Points Scored: 139 (Oct. 18, 1978)

Most Points Allowed: 126 (2x: last Feb. 18, 1979)

Fewest Points Scored: 77 (2x: last Mar. 13, 2006)

Fewest Points Allowed: 69 (Nov. 15, 2004)

Season-by-Season Results

1976-77: 2-2	1992-93: 1-1	2008-09: 2-0
1977-78: 2-2	1993-94: 2-0	2009-10: 2-0
1978-79: 3-1	1994-95: 2-0	2010-11: 2-0
1979-80: 3-3	1995-96: 2-0	2011-12: 2-0
1980-81: 2-0	1996-97: 2-0	2012-13: 2-0
1981-82: 1-1	1997-98: 1-1	2013-14: 1-1
1982-83: 1-1	1998-99: 1-0	2014-15: 2-0
1983-84: 0-2	1999-00: 1-1	2015-16: 0-2
1984-85: 1-1	2000-01: 1-1	2016-17: 0-2
1985-86: 1-1	2001-02: 0-2	
1986-87: 1-1	2002-03: 1-1	
1987-88: 1-1	2003-04: 1-1	
1988-89: 2-0	2004-05: 2-0	
1989-90: 1-1	2005-06: 1-1	
1990-91: 2-0	2006-07: 2-0	
1991-92: 1-1	2007-08: 2-0	

2016-17 Rockets vs. Nets Game-by-Game Results

DATE	GAME	FG-A	PCT	3FG-A	PCT	FT-A	PCT	OR-DR-REB	AST	PF	ST	TO	BS	PTS
12/12	@ HOUSTON	42-91	.462	17-43	.395	21-36	.583	11-28-39	23	25	10	14	5	122
13.6.19	Brooklyn	42-80	.525	7-20	.350	27-36	.750	6-35-41	21	27	9	20	4	118
1/15	HOUSTON	46-92	.500	21-44	.477	24-32	.750	13-39-52	30	21	9	14	3	137
17.7.32	@ Brooklyn	41-93	.441	15-44	.341	15-19	.789	9-29-38	29	25	9	18	5	112

2016-17 Rockets vs. Nets

PLAYER	G-GS	MIN	FIELD GOALS			3-POINT FG			REBOUNDS			AST	PF-DQ	STL	TO	BLK	PTS	AVG
			FG-FGA	PCT	FT-FTA	PCT	OFF	DEF	TOT	AST	PF-DQ							
Harden	2-2	70	18-43	.419	8-20	.400	14-19	.737	5	15	20	22	7-0	3	11	0	58	29.0
Gordon	2-0	57	16-29	.552	10-18	.556	6-9	.667	1	2	3	4	5-0	1	7	0	48	24.0
Anderson	2-2	54	8-19	.421	5-10	.500	10-11	.909	5	8	13	3	3-0	1	3	0	31	15.5
Ariza	2-2	70	10-19	.526	6-14	.429	4-6	.667	2	10	12	4	4-0	5	1	2	30	15.0
Beverley	2-2	59	10-22	.455	7-14	.500	0-0	---	3	9	12	11	4-0	3	1	1	27	13.5
Hilario	2-0	39	8-14	.571	0-0	---	5-10	.500	5	4	9	1	7-0	3	3	1	21	10.5
Harrell	2-1	38	6-9	.667	0-0	---	4-6	.667	2	7	9	1	0-0	1	1	3	16	8.0
Capela	1-1	19	4-4	1.000	0-0	---	0-4	.000	0	6	6	2	4-0	0	0	0	8	8.0
McDaniels	1-0	6	2-2	1.000	1-1	1.000	2-2	1.000	0	1	1	0	3-0	0	0	0	7	7.0
Dekker	2-0	33	6-10	.600	1-4	.250	0-1	.000	0	4	4	3	4-0	1	0	1	13	6.5
Brewer	2-0	28	0-7	.000	0-4	.000	0-0	---	1	1	2	1	5-0	1	0	0	0	0.0
Brown	1-0	4	0-3	.000	0-2	.000	0-0	---	0	0	0	1	0-0	0	0	0	0	0.0
Ennis	1-0	4	0-2	.000	0-0	---	0-0	---	0	0	0	0	0-0	0	0	0	0	0.0
ROCKETS	2	480	88-183	.481	38-87	.437	45-68	.662	24	67	91	53	46-0	19	28	8	259	129.5

2016-17 Nets vs. Rockets

PLAYER	G-GS	MIN	FIELD GOALS			3-POINT FG			REBOUNDS			AST	PF-DQ	STL	TO	BLK	PTS	AVG
			FG-FGA	PCT	FT-FTA	PCT	OFF	DEF	TOT	AST	PF-DQ							
Lopez	1-1	32	9-17	.529	0-2	.000	8-8	1.000	1	0	1	2	1-0	1	4	2	26	26.0
Booker	2-2	59	12-23	.522	1-4	.250	3-5	.600	1	17	18	3	3-0	7	6	0	28	14.0
Foye	1-0	17	4-6	.667	3-4	.750	2-2	1.000	0	0	0	3	4-0	0	2	0	13	13.0
Hollis-Jefferson	2-0	32	8-12	.667	0-0	---	9-10	.900	4	8	12	2	2-0	5	5	0	25	12.5
Hamilton	1-1	18	5-7	.714	1-2	.500	0-0	---	1	2	3	2	3-0	0	0	3	11	11.0
Kilpatrick	2-1	55	8-19	.421	3-9	.333	3-4	.750	0	6	6	6	7-0	1	8	0	22	11.0
Harris	2-1	42	7-18	.389	3-12	.250	4-4	1.000	1	9	10	3	6-0	0	0	2	21	10.5
Lin	1-0	20	4-8	.500	1-3	.333	1-4	.250	0	3	3	7	3-0	1	1	1	10	10.0
Whitehead	2-1	39	8-14	.571	1-4	.250	2-4	.500	0	5	5	9	5-0	0	4	0	19	9.5
Bogdanovic	2-2	44	6-16	.375	3-8	.375	0-2	.000	0	3	3	1	4-0	1	1	0	15	7.5
LeVert	2-0	37	4-13	.308	4-10	.400	3-4	.750	1	3	4	2	1-0	1	0	0	15	7.5
Acy	1-0	20	2-6	.333	1-2	.500	2-2	1.000	3	1	4	0	3-0	0	0	2	7	7.0
Bennett	1-0	18	2-3	.667	0-1	.000	2-2	1.000	2	2	4	0	1-0	0	0	0	6	6.0
Scola	2-0	13	3-6	.500	1-2	.500	2-2	1.000	0	4	4	0	2-0	1	1	0	9	4.5
McCullough	1-0	6	1-1	1.000	0-0	---	1-2	.500	0	0	0	0	1-0	0	0	0	3	3.0
Dinwiddie	2-1	28	0-4	.000	0-0	.000	0-0	---	1	1	2	10	6-0	0	3	1	0	0.0
NETS	2	480	83-173	.480	22-64	.344	42-55	.764	15	64	79	50	52-0	18	38	9	230	115.0

Charlotte Hornets



SEASON SERIES

	2016-17	All-Time	Playoffs
Overall	2-0	41-14	0-0
Home	1-0	23-4	0-0
Away	1-0	18-10	0-0
Neutral	0-0	0-0	0-0

2017-18 Season Series vs. Hornets

Friday, Oct. 27 at Charlotte, 6 p.m.

Wednesday, Dec.13 at Houston, 8:30 p.m.

Series Information

Current Streak: Won 2

Current Home Streak: Won 12

Current Road Streak: Won 1

Longest Winning Streak: 10 (Mar. 16, 2011-Dec. 21, 2015)

Longest Losing Streak: 4 (Jan. 21, 1997-Jan. 22, 1998)

Biggest Winning Margin: 30 (92-62; Dec. 8, 2006)

Biggest Losing Margin: 19 (2x: last 101-120; Dec. 29, 1997)

Most Points Scored: 121 (2x: last Jan. 10, 2017)

Most Points Allowed: 120 (Dec. 29, 1997)

Fewest Points Scored: 72 (Feb. 1, 2002)

Fewest Points Allowed: 62 (Dec. 8, 2006)

Season-by-Season Results

1989-90: 2-0 2008-09: 2-0

1990-91: 2-0 2009-10: 1-1

1991-92: 2-0 2010-11: 1-1

1992-93: 2-0 2011-12: 2-0

1993-94: 1-1 2012-13: 2-0

1994-95: 2-0 2013-14: 2-0

1995-96: 2-0 2014-15: 2-0

1996-97: 0-2 2015-16: 1-1

1997-98: 0-2 2016-17: 2-0

1999-00: 1-1

2000-01: 2-0

2001-02: 1-1

2004-05: 0-2

2005-06: 1-1

2006-07: 2-0

2007-08: 2-0

2016-17 Rockets vs. Hornets Game-by-Game Results

DATE	GAME	FG-A	PCT	3FG-A	PCT	FT-A	PCT	OR-DR-REB	AST	PF	ST	TO	BS	PTS
1/10	@ HOUSTON	40-82	.488	11-23	.478	17-39	.436	24-33	.727	6-38-44	25	17	8	121
16.196	Charlotte	44-92	.478	19-43	.442	7-9	.778	5-38-43	30	21	3	11	4	114
2/9	HOUSTON	39-87	.448	13-40	.325	16-20	.800	9-33-42	22	19	13	17	5	107
16.270	@ Charlotte	37-85	.435	8-26	.308	13-14	.929	10-37-47	26	17	8	22	5	95

2016-17 Rockets vs. Hornets

PLAYER	G-GS	MIN	FIELD GOALS			3-POINT FG			FT-FTA	PCT	REBOUNDS			AST	PF-DQ	STL	TO	BLK	PTS	AVG
			FG-FGA	PCT	FG-FGA	PCT	FG-FGA	PCT			OFF	DEF	TOT							
Harden	2-2	77	19-45	.422	11-23	.478	21-26	.808	2	24	26	18	7-0	1	13	1	70	35.0		
Harrell	2-1	51	12-15	.800	0-0	---	5-7	.714	3	4	7	3	4-0	3	2	3	29	14.5		
Anderson	2-2	71	10-23	.435	5-13	.385	2-2	1.000	3	3	6	2	3-0	2	1	0	27	13.5		
Ariza	2-2	81	9-21	.429	6-16	.375	3-5	.600	0	12	12	6	3-0	3	0	2	27	13.5		
Beverley	2-2	64	9-25	.360	5-16	.313	2-2	1.000	1	9	10	8	4-0	3	4	0	25	12.5		
Capela	1-1	26	5-8	.625	0-0	---	1-3	.333	4	4	8	2	4-0	3	3	1	11	11.0		
Brewer	2-0	51	8-14	.571	2-6	.333	2-2	1.000	0	9	9	2	7-0	4	1	0	20	10.0		
Hillario	1-0	19	3-6	.500	0-0	---	4-6	.667	1	4	5	1	3-0	1	2	2	10	10.0		
Dekker	2-0	40	4-12	.333	1-5	.200	0-0	---	1	2	3	5	1-0	1	1	1	9	4.5		
T. Williams	2-1	35	4-10	.400	0-3	.000	1-3	.333	0	2	2	3	1-0	2	2	0	9	4.5		
ROCKETS	2	480	79-169	.467	30-79	.380	40-53	.755	15	71	86	47	36-0	21	27	10	228	114.0		

2016-17 Hornets vs. Rockets

PLAYER	G-GS	MIN	FIELD GOALS		3-POINT FG		FT-FTA	PCT	REBOUNDS			AST	PF-DQ	STL	TO	BLK	PTS	AVG
			FG-FGA	PCT	FG-FGA	PCT			OFF	DEF	TOT							
Walker	2-2	72	15-35	.429	7-18	.389	2-3	.667	1	5	11	15	4-0	2	11	3	39	19.5
Hawes	1-0	25	7-10	.700	2-4	.500	0-0	---	0	5	5	4	6-1	0	1	0	16	16.0
Kaminsky	2-0	48	11-23	.478	4-12	.333	5-5	1.000	0	6	6	2	2-0	1	2	0	31	15.5
Batum	1-1	35	5-10	.500	2-4	.500	3-3	1.000	1	7	8	10	3-0	1	3	0	15	15.0
Williams	2-2	60	9-18	.500	4-9	.444	6-8	.750	2	13	15	0	5-0	3	1	0	28	14.0
Belinelli	2-0	50	11-26	.423	3-12	.250	0-0	---	1	6	7	7	3-0	0	5	0	25	12.5
Lamb	2-1	39	7-19	.368	2-6	.333	3-3	1.000	0	8	8	5	4-0	1	3	0	19	9.5
Zeller	1-1	22	4-8	.500	0-0	---	1-1	1.000	2	2	4	1	3-0	2	3	0	9	9.0
Roberts	1-0	12	2-4	.500	2-3	.667	0-0	---	0	0	0	2	0-0	0	1	0	6	6.0
Sessions	1-0	14	2-5	.400	1-1	1.000	0-0	---	0	1	1	1	0-0	0	1	0	5	5.0
Hibbert	1-1	19	2-2	1.000	0-0	---	0-0	---	2	3	5	0	3-0	0	0	2	4	4.0
Kidd-Gilchrist	2-2	68	4-15	.267	0-0	---	0-0	---	5	10	15	8	4-0	1	0	3	8	4.0
Plumlee	1-0	13	2-2	1.000	0-0	---	0-0	---	1	3	4	1	1-0	0	1	1	4	4.0
Graham	1-0	4	0-0	---	0-0	---	0-0	---	0	1	1	0	0-0	0	0	0	0	0.0
HORNETS	2	480	81-177	.458	27-69	.391	20-23	.870	15	75	90	56	38-1	11	33	9	209	104.5

Chicago Bulls



SEASON SERIES

	2016-17	All-Time	Playoffs
Overall	2-0	66-68	0-0
Home	1-0	42-21	0-0
Away	1-0	23-43	0-0
Neutral	0-0	1-4	0-0

2017-18 Season Series vs. Bulls

Monday, Jan. 8 at Chicago, 7 p.m.
Tuesday, March 27 at Houston, 7 p.m.

Series Information

Current Streak: Won 2
Current Home Streak: Won 1
Current Road Streak: Won 1
Longest Winning Streak: 6 (Jan. 20, 2006-Feb. 3, 2009)
Longest Losing Streak: 11 (Jan. 22, 1972-Mar. 6, 1974)
Biggest Winning Margin: 45 (123-78; Mar. 26, 2000)
Biggest Losing Margin: 53 (129-76; Feb. 1, 1983)
Most Points Scored: 146 (Dec. 3, 1969)
Most Points Allowed: 133 (Dec. 20, 1980)
Fewest Points Scored: 75 (Dec. 4, 2001)
Fewest Points Allowed: 66 (Nov. 3, 2003)

Season-by-Season Results

1967-68: 4-4	1983-84: 2-0	2000-01: 2-0	2016-17: 2-0
1968-69: 3-3	1984-85: 2-0	2001-02: 0-2	
1969-70: 4-3	1985-86: 1-1	2002-03: 1-1	
1970-71: 0-6	1986-87: 2-0	2003-04: 2-0	
1971-72: 1-5	1987-88: 0-2	2004-05: 2-0	
1972-73: 0-4	1988-89: 1-1	2005-06: 1-1	
1973-74: 0-4	1989-90: 1-1	2006-07: 2-0	
1974-75: 2-2	1990-91: 2-0	2007-08: 2-0	
1975-76: 3-1	1991-92: 1-1	2008-09: 1-1	
1976-77: 3-1	1992-93: 2-0	2009-10: 0-2	
1977-78: 1-3	1993-94: 1-1	2010-11: 0-2	
1978-79: 2-2	1994-95: 1-1	2011-12: 1-0	
1979-80: 1-1	1995-96: 0-2	2012-13: 2-0	
1980-81: 1-1	1996-97: 1-1	2013-14: 1-1	
1981-82: 1-1	1997-98: 0-2	2014-15: 1-1	
1982-83: 1-1	1999-00: 2-0	2015-16: 0-2	

2016-17 Rockets vs. Bulls Game-by-Game Results

DATE	GAME	FG-A	PCT	3FG-A	PCT	FT-A	PCT	OR-DR-REB	AST	PF	ST	TO	BS	PTS
2/3	@ HOUSTON	44-98	.449	16-43	.372	17-25	.680	8-40-28	24	23	7	12	3	121
18,055	Chicago	48-100	.480	8-25	.320	13-18	.722	14-39-53	30	23	7	15	7	117
3/10	HOUSTON	37-89	.416	15-47	.319	26-32	.813	11-43-54	26	15	11	17	4	115
21,895	@ Chicago	38-98	.388	9-39	.231	9-12	.750	11-38-49	24	21	9	18	4	94

2016-17 Rockets vs. Bulls

PLAYER	G-GS	MIN	FIELD GOALS			3-POINT FG			FT-FTA			REBOUNDS			AST	PF-DQ	STL	TO	BLK	PTS	AVG
			FG-FGA	PCT	FG-FGA	PCT	FT-FTA	PCT	OFF	DEF	TOT	OFF	DEF	TOT							
Harden	2-2	77	19-49	.388	8-22	.364	15-19	.789	3	18	19	22	7	0	4	8	1	61	30.5		
L. Williams	1-0	27	4-11	.364	2-7	.286	8-8	1.000	0	3	3	1	1	0	2	4	1	18	18.0		
Capela	2-2	55	14-17	.824	0-0	---	3-4	.750	5	11	16	1	4	0	2	1	31	15.5			
Gordon	2-0	57	11-31	.355	7-20	.350	0-0	---	0	2	2	6	3	0	1	3	2	29	14.5		
Ariza	2-2	69	6-13	.462	4-10	.400	7-10	.700	1	16	17	2	3	0	5	1	0	23	11.5		
Anderson	2-2	61	7-22	.318	6-18	.333	1-3	.333	3	4	7	0	5	0	1	0	21	10.5			
Brewer	1-0	12	4-5	.800	0-0	---	1-2	.500	1	1	2	0	1	0	1	1	0	9	9.0		
Hilario	1-0	19	4-8	.500	0-1	.000	0-0	---	1	5	6	2	2	0	1	0	0	8	8.0		
Beverley	2-2	61	3-12	.250	2-8	.250	4-5	.800	3	10	13	11	7	0	3	5	2	12	6.0		
Dekker	2-0	36	4-10	.400	2-4	.500	2-4	.500	1	7	8	4	4	0	0	2	0	12	6.0		
Harrell	2-0	27	4-8	.500	0-0	---	2-2	1.000	3	5	8	1	1	0	0	0	10	5.0			
Brown	1-0	2	1-1	1.000	0-0	---	0-0	---	0	0	0	0	0	0	0	0	0	2	2.0		
Wiljer	1-0	2	0-0	---	0-0	---	0-0	---	0	1	1	0	0	0	0	1	0	0	0.0		
ROCKETS	2	505	81-187	.433	31-90	.344	43-57	.754	19	83	102	50	38-0	18	29	7	236	118.0			

2016-17 Bulls vs. Rockets

PLAYER	G-GS	MIN	FIELD GOALS		3-POINT FG		FT-FTA	PCT	REBOUNDS			AST	PF-DQ	STL	TO	BLK	PTS	AVG
			FG-FGA	PCT	FG-FGA	PCT			OFF	DEF	TOT							
Gibson	1-1	36	9-13	.692	0-1	.000	2-3	.667	3	3	6	3	2-0	1	2	1	20	20.0
Wade	2-2	61	17-40	.425	3-10	.300	3-3	1.000	2	10	12	8	4-0	2	7	0	40	20.0
Butler	1-1	31	6-12	.500	0-2	.000	4-4	1.000	3	2	5	4	1-0	1	1	0	16	16.0
Carler-Williams	2-1	54	13-25	.520	0-5	.000	1-3	.333	3	8	11	9	7-1	1	2	1	27	13.5
McDermott	1-0	21	4-9	.444	2-4	.500	2-2	1.000	0	1	1	1	3-0	0	0	0	12	12.0
Mirocic	1-0	17	4-8	.500	1-2	.500	2-3	.667	0	7	7	3	1-0	2	0	0	11	11.0
Payne	1-0	16	4-8	.500	2-4	.500	1-4	.250	0	2	2	2	2-0	1	1	0	11	11.0
Zipser	2-0	49	7-19	.368	3-12	.250	2-2	1.000	2	3	5	1	7-0	3	3	3	19	9.5
Valentine	1-0	23	3-8	.375	2-6	.333	0-0	---	0	5	5	4	1-0	1	1	0	8	8.0
Lopez	2-2	60	5-14	.357	0-0	---	1-2	.500	5	10	15	2	6-0	0	3	4	11	5.5
Rondo	2-0	37	4-10	.400	3-6	.500	0-0	---	2	5	7	8	2-0	3	4	0	11	5.5
Portis	2-1	25	4-10	.400	0-2	.000	2-2	1.000	1	7	8	0	4-0	1	3	0	10	5.0
Grant	2-2	29	2-9	.222	1-8	.125	2-2	1.000	2	0	2	7	1-0	0	1	0	7	3.5
Felicio	2-0	29	3-7	.429	0-0	---	0-0	---	0	7	7	0	3-0	0	1	2	6	3.0
Lauvergne	1-0	16	1-6	.167	0-2	.000	0-0	---	2	7	9	2	0-0	0	3	0	2	2.0
BULLS	2	505	86-198	.434	17-64	.266	22-30	.733	25	77	102	54	44-1	16	33	11	211	105.5

Cleveland Cavaliers



SEASON SERIES

	2016-17	All-Time	Playoffs
Overall	1-1	83-44	0-0
Home	1-0	50-13	0-0
Away	0-1	33-30	0-0
Neutral	0-0	0-1	0-0

2017-18 Season Series vs. Cavaliers

Thursday, Nov. 9 at Houston, 7 p.m.

Saturday, Feb. 3 at Cleveland, 7:30 p.m.

Series Information

Current Streak: Won 1

Current Home Streak: Won 1

Current Road Streak: Lost 1

Longest Winning Streak: 8 (Mar. 11, 1984-Nov. 19, 1987)

Longest Losing Streak: 4 (Jan. 7-Mar. 7, 1973)

Biggest Winning Margin: 38 (116-78; Mar. 22, 2013)

Biggest Losing Margin: 32 (121-89; Dec. 30, 1991)

Most Points Scored: 140 (Oct. 22, 1970)

Most Points Allowed: 130 (Mar. 4, 1972)

Fewest Points Scored: 70 (Jan. 6, 1998)

Fewest Points Allowed: 63 (Dec. 2, 2006)

Season-by-Season Results

1970-71: 4-0	1986-87: 2-0	2002-03: 1-1
1971-72: 2-2	1987-88: 1-1	2003-04: 2-0
1972-73: 3-4	1988-89: 1-1	2004-05: 2-0
1973-74: 4-4	1989-90: 2-0	2005-06: 1-1
1974-75: 4-4	1990-91: 2-0	2006-07: 1-1
1975-76: 4-2	1991-92: 1-1	2007-08: 2-0
1976-77: 3-1	1992-93: 1-1	2008-09: 1-1
1977-78: 2-2	1993-94: 2-0	2009-10: 1-1
1978-79: 2-2	1994-95: 2-0	2010-11: 2-0
1979-80: 4-2	1995-96: 1-1	2011-12: 0-1
1980-81: 2-0	1996-97: 2-0	2012-13: 2-0
1981-82: 1-1	1997-98: 1-1	2013-14: 2-0
1982-83: 0-2	1998-99: 1-0	2014-15: 2-0
1983-84: 1-1	1999-00: 1-1	2015-16: 1-1
1984-85: 2-0	2000-01: 2-0	2016-17: 1-1
1985-86: 2-0	2001-02: 0-2	

2016-17 Rockets vs. Cavaliers Game-by-Game Results

DATE	GAME	FG-A	PCT	3FG-A	PCT	FT-A	PCT	OR-DR-REB	AST	PF	ST	TO	BS	PTS
11/1	HOUSTON	43-90	.478	17-44	.386	17-25	.680	11-21-32	30	25	5	7	2	120
20,562	@ Cleveland	43-83	.518	16-32	.500	26-31	.839	12-34-46	22	21	4	11	2	128
3/12	@ HOUSTON	41-96	.427	16-45	.356	19-28	.679	20-32-52	25	17	10	6	4	117
18,055	Cleveland	42-80	.525	17-43	.395	11-13	.846	4-34-38	24	23	3	15	7	112

2016-17 Rockets vs. Cavaliers

PLAYER	G-GS	MIN	FIELD GOALS		3-POINT FG		FT-FTA	PCT	REBOUNDS			AST	PF-DQ	STL	TO	BLK	PTS	AVG	
			FG-FGA	PCT	FG-FGA	PCT			OFF	DEF	TOT								
Harden	2-2	78	26-48	.542	9-23	.391	18-26	.692	4	13	17	26	5-0	2	5	1	79	39.5	
Gordon	2-1	62	10-24	.417	6-17	.353	3-3	1.000	2	3	5	6	5-0	3	2	1	29	14.5	
Anderson	2-2	61	9-23	.391	8-14	.571	2-2	1.000	5	5	10	3	5-0	0	0	0	28	14.0	
Beverley	1-1	34	4-10	.400	3-6	.500	2-4	.500	2	1	3	4	2-0	2	0	0	13	13.0	
Hilario	2-0	47	10-14	.714	1-1	1.000	4-6	.667	7	4	11	4	7-0	3	3	2	25	12.5	
Ariza	2-2	70	7-21	.333	5-17	.294	4-5	.800	1	7	8	4	5-0	1	1	0	23	11.5	
Brewer	1-0	21	4-7	.571	0-1	.000	1-2	.500	1	2	3	2	1-0	1	0	0	9	9.0	
L. Williams	1-0	15	2-7	.286	1-2	.500	0-0	---	2	4	6	2	0-0	1	1	0	5	5.0	
Capela	2-2	45	7-13	.538	0-0	---	2-5	.400	5	10	15	2	6-0	1	1	0	2	16	8.0
McDaniels	1-0	20	2-7	.286	0-3	.000	0-0	---	0	1	1	0	2-0	1	0	0	4	4.0	
Dekker	2-0	19	3-9	.333	0-4	.000	0-0	---	1	2	3	1	3-0	0	0	0	6	3.0	
Brown	1-0	5	0-2	.000	0-1	.000	0-0	---	0	0	0	0	0-0	0	0	0	0	0.0	
Ennis	1-0	4	0-1	.000	0-0	---	0-0	---	1	1	2	1	1-0	0	0	0	0	0.0	
ROCKETS	2	480	84-186	.452	33-89	.371	36-53	.679	31	53	84	55	42-0	15	13	6	237	118.5	

2016-17 Cavaliers vs. Rockets

PLAYER	G-GS	MIN	FIELD GOALS			3-POINT FG			FT-FTA	PCT	REBOUNDS			AST	PF-DQ	STL	TO	BLK	PTS	AVG
			FG-FGA	PCT	FG-FGA	PCT	OFF	DEF			TOT									
Irving	2-2	72	20-42	.476	7-16	.438	13-14	.929	1	4	5	12	5-0	0	6	2	60	30.0		
James	2-2	76	18-32	.563	5-14	.357	8-13	.615	3	17	20	13	6-0	2	12	0	49	24.5		
Love	1-1	31	9-16	.563	1-2	.500	5-5	1.000	1	4	5	0	1-0	2	2	1	24	24.0		
Dunleavy	1-0	18	3-4	.750	2-3	.667	3-4	.750	0	4	4	2	2-0	0	0	0	11	11.0		
R. Jefferson	2-1	51	7-8	.875	4-5	.800	2-2	1.000	0	6	6	3	4-0	0	0	0	20	10.0		
Dero. Williams	1-0	23	2-6	.333	2-4	.500	2-2	1.000	0	5	5	5	3-0	0	1	0	8	8.0		
Frye	2-0	29	7-16	.438	3-6	.500	2-2	1.000	1	7	8	0	2-0	1	1	0	19	9.5		
Smith	2-1	56	6-18	.333	5-15	.333	0-0	---	0	5	5	4	6-0	0	0	0	17	8.5		
Shumpert	2-1	55	5-13	.385	3-9	.333	2-2	1.000	0	7	7	3	5-0	2	3	2	15	7.5		
Thompson	2-2	60	6-6	1.000	0-0	---	0-0	---	10	8	18	4	8-0	0	1	4	12	6.0		
Derr. Williams	1-0	10	2-2	1.000	1-1	1.000	0-0	---	0	1	1	0	2-0	0	0	0	5	5.0		
Liggins	1-0	0	0-0	---	0-0	---	0-0	---	0	0	0	0	0-0	0	0	0	0	0.0		
CAVALIERS	2	480	85-163	.521	33-75	.440	37-44	.841	16	68	84	46	44-0	7	26	9	240	120.0		

Dallas Mavericks



SEASON SERIES

	2016-17	All-Time	Playoffs
Overall	4-0	90-81	8-8
Home	2-0	50-35	4-4
Away	2-0	39-46	4-4
Neutral	0-0	1-0	0-0

2017-18 Season Series vs. Mavericks

Saturday, Oct. 21 at Houston, 7 p.m.

Wednesday, Jan. 24 at Dallas, 7 p.m.

Sunday, Feb. 11 at Houston, 6 p.m.

Sunday, March 11 at Dallas, 6 p.m.

Series Information

Current Streak: Won 4

Current Home Streak: Won 3

Current Road Streak: Won 2

Longest Winning Streak: 11 (Apr. 13, 1996-Mar. 24, 1999)

Longest Losing Streak: 9 (Nov. 29, 2010-Jan. 16, 2013)

Biggest Winning Margin: 48 (116-68; Feb. 4, 1981)

Biggest Losing Margin: 35 (131-96; Jan. 19, 1986)

Most Points Scored: 147 (Apr. 11, 1995)

Most Points Allowed: 156 (Apr. 11, 1995)

Fewest Points Scored: 72 (Mar. 21, 2006)

Season-by-Season Results

1980-81: 6-0	1996-97: 4-0	2012-13: 1-3
1981-82: 4-2	1997-98: 4-0	2013-14: 2-2
1982-83: 1-5	1998-99: 2-2	2014-15: 3-1
1983-84: 2-4	1999-00: 3-1	2015-16: 2-2
1984-85: 4-2	2000-01: 2-2	2016-17: 4-0
1985-86: 5-1	2001-02: 2-2	
1986-87: 3-3	2002-03: 0-4	
1987-88: 2-4	2003-04: 1-3	
1988-89: 5-1	2004-05: 2-2	
1989-90: 1-4	2005-06: 0-4	
1990-91: 3-1	2006-07: 1-3	
1991-92: 2-4	2007-08: 1-3	
1992-93: 4-1	2008-09: 2-2	
1993-94: 4-1	2009-10: 2-2	
1994-95: 3-2	2010-11: 0-4	
1995-96: 3-1	2011-12: 0-3	

2016-17 Rockets vs. Mavericks Game-by-Game Results

DATE	GAME	FG-A	PCT	3FG-A	PCT	FT-A	PCT	OR-DR-REB	AST	PF	ST	TO	BS	PTS
10/28	HOUSTON	33-71	.465	15-32	.469	25-31	.806	5-37-42	21	22	6	19	1	106
20,163	@ Dallas	35-82	.427	8-30	.267	20-24	.833	7-28-35	13	21	11	10	2	98
10/30	@ HOUSTON	34-80	.425	11-31	.355	14-21	.667	9-37-46	16	21	5	17	4	93
18,055	Dallas	32-84	.381	11-30	.367	17-20	.850	12-30-42	17	17	8	13	3	92
12/10	@ HOUSTON	37-74	.500	19-37	.514	16-22	.727	10-38-48	31	16	4	15	1	109
15,761	Dallas	32-79	.405	11-34	.324	12-14	.857	6-26-32	18	18	7	9	3	87
12/27	HOUSTON	41-78	.526	17-32	.531	24-28	.857	10-37-47	23	22	7	17	5	123
20,425	@ Dallas	36-87	.414	15-38	.395	20-25	.800	12-26-38	22	18	6	10	5	107

2016-17 Rockets vs. Mavericks

PLAYER	G-GS	MIN	FIELD GOALS			3-POINT FG			FT-FTA	PCT	REBOUNDS			AST	PF-DQ	STL	TO	BLK	PTS	AVG
			FG-FGA	PCT	FG-FGA	PCT	OFF	DEF			TOT									
Harden	4-4	144	30-69	.435	13-33	.394	33-39	.846	4	24	28	44	11-0	4	23	1	106	26.5		
Gordon	4-2	119	19-48	.396	13-28	.464	12-13	.923	2	11	13	13	7-0	1	8	1	63	15.8		
Beverley	1-1	29	5-7	.714	4-6	.667	1-2	.500	1	6	7	2	4-0	1	1	0	15	15.0		
Ariza	4-4	131	19-32	.594	14-23	.609	7-8	.875	2	23	25	5	6-0	4	5	1	59	14.8		
Anderson	4-4	115	17-35	.486	5-13	.385	6-6	1.000	6	20	26	1	8-0	1	5	1	45	11.3		
Hilario	3-1	59	10-16	.625	0-0	---	11-18	.611	1	12	13	3	7-0	2	4	1	31	10.3		
Dekker	4-0	78	12-22	.545	5-9	.556	0-0	---	4	16	20	5	6-0	3	5	0	29	7.3		
Harrell	3-0	48	9-14	.643	1-1	1.000	2-3	.667	4	1	5	2	4-0	1	0	1	21	7.0		
Capela	3-3	79	8-20	.400	0-0	---	5-11	.455	8	21	29	3	7-0	2	4	3	21	7.0		
Brewer	4-1	57	7-14	.500	5-8	.625	0-0	---	0	8	8	4	6-0	1	3	1	19	4.8		
McDaniels	4-0	47	5-13	.385	1-6	.167	2-2	1.000	2	3	5	2	5-0	2	3	1	13	3.3		
Ennis	4-0	43	4-11	.364	1-4	.250	0-0	---	0	3	3	7	9-0	0	5	0	9	2.3		
Brown	2-0	4	0-1	.000	0-0	---	0-0	---	0	1	1	0	0-0	0	0	0	0	0.0		
Wiltjer	2-0	4	0-1	.000	0-0	---	0-0	---	0	0	0	0	1-0	0	0	0	0	0.0		
ROCKETS	4	960	145-303	.479	62-132	.470	79-102	.775	34	149	183	91	81-0	22	68	11	431	107.8		

2016-17 Mavericks vs. Rockets

PLAYER	G-GS	MIN	FIELD GOALS			3-POINT FG			FT-FTA	PCT	REBOUNDS			AST	PF-DQ	STL	TO	BLK	PTS	AVG
			FG-FGA	PCT	FG-FGA	PCT	OFF	DEF			TOT									
Matthews	4-4	142	28-74	.378	12-43	.279	15-17	.882	2	10	12	7	12-1	5	2	0	83	20.8		
Barnes	4-4	141	30-63	.476	4-9	.444	18-18	1.000	3	14	17	3	8-0	2	3	0	82	20.5		
Barea	2-1	61	7-20	.350	4-7	.571	10-11	.909	2	6	8	10	3-0	3	1	0	28	14.0		
Williams	4-4	120	14-43	.326	7-18	.389	6-9	.667	2	5	7	19	8-0	2	7	1	41	10.3		
Anderson	4-0	70	11-28	.393	6-17	.353	8-11	.727	4	13	17	2	6-0	5	4	3	36	9.0		
Powell	4-0	81	12-18	.667	2-3	.667	4-6	.667	4	10	14	6	8-0	7	1	1	30	7.5		
Jackson	1-0	11	2-5	.400	1-2	.500	2-2	1.000	0	1	1	2	0-0	0	2	0	7	7.0		
Nwotkizi	1-1	15	2-8	.250	0-0	---	3-4	.750	1	2	3	0	0-0	0	1	0	7	7.0		
Curry	4-1	93	10-25	.400	5-14	.357	1-1	1.000	1	8	9	9	5-0	2	2	0	26	6.5		
Finney-Smith	3-1	57	7-12	.583	1-4	.250	0-0	---	1	4	5	1	3-0	1	1	2	15	5.0		
Bogut	3-3	65	5-11	.455	0-0	---	0-2	.000	8	25	33	5	7-0	1	6	2	10	3.3		
Acy	1-0	8	1-5	.200	1-3	.333	0-0	---	0	1	1	0	1-0	0	0	0	3	3.0		
Mejri	4-1	35	4-5	.800	0-0	---	0-0	---	8	6	14	0	9-0	1	3	4	8	2.0		
Brussino	3-0	24	1-6	.167	1-5	.200	2-2	1.000	1	3	4	2	1-0	3	1	0	5	1.7		
D. Harris	2-0	19	1-4	.250	1-4	.250	0-0	---	0	1	1	1	1-0	0	1	0	3	1.5		
Gibson	1-0	14	0-5	.000	0-3	.000	0-0	---	0	0	0	2	2-0	0	1	0	0	0.0		
Hammons	2-0	5	0-0	---	0-0	---	0-0	---	0	1	1	1	0-0	0	0	0	0	0.0		
MAVERICKS	4	960	135-332	.407	45-132	.341	69-83	.831	37	110	147	70	74-1	32	42	13	384	96.0		

Denver Nuggets



SEASON SERIES

	2016-17	All-Time	Playoffs
Overall	4-0	94-85	4-2
Home	2-0	57-33	3-0
Away	2-0	37-52	1-2
Neutral	0-0	0-0	0-0

2017-18 Season Series vs. Nuggets

Wednesday, Nov. 22 at Houston, 7 p.m.

Friday, Feb. 9 at Houston, 7 p.m.

Sunday, Feb. 25 at Denver, 7 p.m.

Series Information

Current Streak: Won 4

Current Home Streak: Won 2

Current Road Streak: Won 2

Longest Winning Streak: 11 (Mar. 29, 1997-Jan. 20, 2000)

Longest Losing Streak: 7 (2x: last Mar. 2, 2012-Apr. 6, 2013)

Biggest Winning Margin: 30 (129-99; Feb. 26, 1991)

Biggest Losing Margin: 37 (130-93; Jan. 19, 1983)

Most Points Scored: 156 (Jan. 10, 1991)

Most Points Allowed: 141 (April 14, 1982)

Fewest Points Scored: 37 (Apr. 16, 2002)

Fewest Points Allowed: 74 (Jan. 31, 1995)

Season-by-Season Results

1976-77: 0-3	1992-93: 3-2	2008-09: 3-1
1977-78: 0-3	1993-94: 2-3	2009-10: 1-2
1978-79: 3-1	1994-95: 4-1	2010-11: 2-2
1979-80: 1-1	1995-96: 3-1	2011-12: 1-3
1980-81: 4-2	1996-97: 3-1	2012-13: 0-4
1981-82: 1-5	1997-98: 4-0	2013-14: 2-1
1982-83: 1-5	1998-99: 4-0	2014-15: 4-0
1983-84: 2-4	1999-00: 2-2	2015-16: 0-3
1984-85: 4-2	2000-01: 1-3	2016-17: 4-0
1985-86: 3-3	2001-02: 2-2	
1986-87: 3-3	2002-03: 4-0	
1987-88: 2-4	2003-04: 2-2	
1988-89: 2-4	2004-05: 2-1	
1989-90: 1-4	2005-06: 2-2	
1990-91: 5-0	2006-07: 2-1	
1991-92: 3-2	2007-08: 2-2	

2016-17 Rockets vs. Nuggets Game-by-Game Results

DATE	GAME	FG-A	PCT	3FG-A	PCT	FT-A	PCT	OR-DR-REB	AST	PF	ST	TO	BS	PTS
12/2	HOUSTON	45-89	.506	17-37	.459	21-25	.840	10-31-41	25	14	11	13	7	128
15,549	@ Denver	46-104	.442	9-31	.290	9-16	.563	24-29-53	22	20	5	16	4	110
3/18	HOUSTON	38-83	.458	5-24	.208	28-35	.800	10-38-48	20	24	5	14	5	109
17,512	@ Denver	38-89	.427	10-31	.323	19-30	.633	13-32-45	28	24	9	14	3	105
3/20	@ HOUSTON	45-89	.506	17-38	.447	18-23	.783	6-29-35	27	22	12	12	2	125
16,080	Denver	44-86	.512	12-29	.414	24-26	.923	8-40-48	26	18	7	21	3	124
4/5	@ HOUSTON	37-87	.425	10-34	.294	26-38	.684	11-45-56	19	20	7	16	3	110
18,055	Denver	41-104	.394	7-38	.184	15-18	.833	12-39-51	26	24	10	12	5	104

2016-17 Rockets vs. Nuggets

PLAYER	G-GS	MIN	FIELD GOALS		3-POINT FG		FT-FTA	PCT	REBOUNDS			AST	PF-DQ	STL	TO	BLK	PTS	AVG
			FG-FGA	PCT	FG-FGA	PCT			OFF	DEF	TOT							
Harden	4-4	148	38-87	.437	12-34	.353	42-51	.824	2	29	31	40	13-0	8	23	4	130	32.5
Gordon	4-0	127	17-43	.395	11-28	.393	12-16	.750	2	7	9	10	4-0	3	3	2	57	14.3
Capela	4-4	101	26-39	.667	0-0	---	4-6	.667	14	23	37	6	15-0	2	4	3	56	14.0
Anderson	3-3	76	11-22	.500	7-16	.438	9-9	1.000	3	9	12	3	7-0	1	1	0	38	12.7
Hilario	3-0	69	16-26	.615	0-0	---	4-8	.500	4	10	14	4	8-0	3	3	0	36	12.0
Ariza	4-4	145	18-39	.462	10-23	.435	1-2	.500	3	27	30	8	7-0	8	2	1	47	11.8
Beverley	4-4	124	14-34	.412	6-15	.400	3-7	.429	6	19	25	11	17-1	5	5	2	37	9.3
L. Williams	3-0	70	7-24	.292	1-10	.100	13-16	.813	1	10	11	8	3-0	0	7	2	28	9.3
Dekker	3-0	40	9-14	.643	1-4	.250	5-6	.833	1	3	4	0	0-0	3	1	1	24	8.0
Harrell	1-0	20	4-6	.667	0-0	---	0-0	---	0	3	3	0	1-0	0	1	2	8	8.0
T. Williams	1-1	15	2-6	.333	0-2	.000	0-0	---	1	2	3	0	4-0	1	1	0	4	4.0
Wiltjer	1-0	4	1-1	1.000	1-1	1.000	0-0	---	0	1	1	0	0-0	0	0	0	3	3.0
Brewer	1-0	13	1-1	1.000	0-0	---	0-0	---	0	0	0	1	1-0	1	1	0	2	2.0
McDaniels	1-0	4	1-3	.333	0-0	---	0-0	---	0	0	0	0	0-0	0	0	0	2	2.0
Ennis	1-0	4	0-2	.000	0-0	---	0-0	---	0	0	0	0	0-0	0	1	0	0	0.0
ROCKETS	4	960	165-347	.476	49-133	.368	93-121	.769	37	143	180	91	80-1	35	55	17	472	118.0

2016-17 Nuggets vs. Rockets

PLAYER	G-GS	MIN	FIELD GOALS		3-POINT FG		FT-FTA	PCT	REBOUNDS			AST	PF-DQ	STL	TO	BLK	PTS	AVG
			FG-FGA	PCT	FG-FGA	PCT			OFF	DEF	TOT							
Harris	3-3	109	24-44	.545	5-14	.357	9-12	.750	5	6	11	7	7-0	6	4	0	62	20.7
Chandler	2-0	63	16-37	.432	4-12	.333	4-8	.500	4	6	10	2	7-1	1	4	0	40	20.0
Gallinari	2-2	73	14-27	.519	5-11	.455	6-6	1.000	2	8	10	4	2-0	0	3	0	39	19.5
Barton	3-1	97	17-42	.405	6-18	.333	11-19	.579	2	13	15	17	6-0	2	4	1	51	17.0
Jokic	3-3	95	20-45	.444	1-10	.100	9-9	1.000	6	31	37	21	11-0	5	10	3	50	16.7
Fariel	4-2	69	17-35	.486	0-0	---	6-7	.857	16	8	24	4	6-0	1	5	0	40	10.0
Nurkic	1-1	20	5-9	.556	0-0	---	0-2	.000	4	3	7	1	2-0	2	4	3	10	10.0
Murray	4-0	89	13-41	.317	3-19	.158	6-8	.750	2	12	14	6	9-0	4	8	1	35	8.8
Nelson	4-3	121	13-37	.351	6-20	.300	1-2	.500	2	14	16	22	12-0	2	9	0	33	8.3
Arthur	1-0	9	4-4	1.000	0-0	---	0-0	---	2	2	4	1	2-0	0	1	1	8	8.0
Muday	3-1	55	6-21	.286	3-12	.250	8-8	1.000	3	7	10	8	8-0	1	4	0	23	7.7
Hernangomez	4-2	72	11-23	.478	4-11	.364	4-5	.800	3	11	14	2	5-0	2	1	0	30	7.5
Plumlee	3-2	69	7-14	.500	0-0	---	3-4	.750	5	17	22	4	8-0	4	3	6	17	5.7
Beasley	1-0	4	2-3	.667	1-2	.500	0-0	---	0	0	0	0	0-0	1	0	0	5	5.0
Gee	1-0	9	0-1	.000	0-0	---	0-0	---	1	1	2	1	1-0	0	0	0	0	0.0
Miller	1-0	4	0-0	---	0-0	---	0-0	---	0	2	2	2	0-0	0	0	0	0	0.0
NUGGETS	4	960	169-383	.441	38-129	.295	67-90	.744	57	141	198	102	86-1	31	63	15	443	110.8

Detroit Pistons



SEASON SERIES

	2016-17	All-Time	Playoffs
Overall	1-1	66-70	0-0
Home	0-1	47-19	0-0
Away	1-0	18-47	0-0
Neutral	0-0	1-4	0-0

2017-18 Season Series vs. Pistons

Saturday, Jan. 6 at Detroit, 6 p.m.
Thursday, March 22 at Houston, 7 p.m.

Series Information

Current Streak: Lost 1
Current Home Streak: Lost 1
Current Road Streak: Won 1
Longest Winning Streak: 7 (Dec. 7, 2010-Mar. 1, 2014)
Longest Losing Streak: 6 (Jan. 7, 2004-Nov. 18, 2006)
Biggest Winning Margin: 20 (3x: last Jan. 27, 1986)
Biggest Losing Margin: 28 (105-77; Dec. 9, 2001)
Most Points Scored: 132 (2x: last Mar. 19, 1970)
Most Points Allowed: 140 (Mar. 6, 1968)
Fewest Points Scored: 66 (Jan. 7, 2004)
Fewest Points Allowed: 77 (Dec. 12, 2007)

Season-by-Season Results

1967-68: 2-5	1983-84: 1-1	2000-01: 2-0	2016-17: 1-1
1968-69: 3-3	1984-85: 1-1	2001-02: 1-1	
1969-70: 3-3	1985-86: 1-1	2002-03: 0-2	
1970-71: 2-4	1986-87: 1-1	2003-04: 1-1	
1971-72: 3-3	1987-88: 1-1	2004-05: 0-2	
1972-73: 3-1	1988-89: 1-1	2005-06: 0-2	
1973-74: 1-3	1989-90: 1-1	2006-07: 1-1	
1974-75: 2-2	1990-91: 0-2	2007-08: 1-1	
1975-76: 2-2	1991-92: 0-2	2008-09: 2-0	
1976-77: 2-2	1992-93: 1-1	2009-10: 1-1	
1977-78: 1-3	1993-94: 2-0	2010-11: 2-0	
1978-79: 2-2	1994-95: 2-0	2011-12: 1-0	
1979-80: 5-1	1995-96: 1-1	2012-13: 2-0	
1980-81: 1-1	1996-97: 1-1	2013-14: 2-0	
1981-82: 0-2	1997-98: 1-1	2014-15: 1-1	
1982-83: 0-2	1999-00: 1-1	2015-16: 0-2	

2016-17 Rockets vs. Pistons Game-by-Game Results

DATE	GAME	FG-A	PCT	3FG-A	PCT	FT-A	PCT	OR-DR-REB	AST	PF	ST	TO	BS	PTS
11/21	HOUSTON	35-78	.449	10-31	.323	19-27	.704	12-34-46	22	20	4	18	6	99
13,632	@ Detroit	36-87	.414	7-17	.412	17-24	.708	12-27-39	19	20	7	14	3	96
4/7	@ HOUSTON	36-87	.414	16-51	.314	21-28	.750	9-40-49	25	15	3	14	6	109
18,055	Detroit	46-108	.426	9-26	.346	13-16	.813	18-37-55	27	17	5	6	1	114

2016-17 Rockets vs. Pistons

PLAYER	G-GS	MIN	FIELD GOALS		3-POINT FG		FT-FTA	PCT	REBOUNDS			AST	PF-DQ	STL	TO	BLK	PTS	AVG
			FG-FGA	PCT	FG-FGA	PCT			OFF	DEF	TOT							
Harden	2-2	75	16-42	.381	9-28	.321	20-26	.769	4	13	17	23	6-0	0	7	2	61	30.5
Capela	1-1	35	7-10	.700	0-0	---	1-2	.500	4	8	12	2	5-0	0	2	2	15	15.0
L. Williams	1-0	22	4-8	.500	1-4	.250	6-6	1.000	0	2	2	0	0-0	0	1	0	15	15.0
Harrell	1-0	27	5-6	.833	0-0	---	3-4	.750	0	2	2	2	4-0	0	2	2	13	13.0
Dekker	1-0	25	5-8	.625	2-2	1.000	0-0	---	0	4	4	1	1-0	0	0	0	12	12.0
Ariza	2-2	70	6-26	.231	5-18	.278	3-4	.750	3	10	13	6	2-0	2	2	0	20	10.0
Anderson	2-2	42	7-15	.467	3-8	.375	2-2	1.000	1	8	9	1	1-0	0	0	2	19	9.5
Beverley	2-2	55	5-10	.500	2-5	.400	3-5	.600	3	11	14	6	5-0	1	1	1	15	7.5
Brewer	1-0	13	2-3	.667	1-2	.500	2-4	.500	0	1	1	0	1-0	0	0	0	7	7.0
Gordon	2-0	61	5-19	.263	3-13	.231	0-0	---	0	6	6	2	1-0	1	5	1	13	6.5
Hilario	2-1	26	6-11	.545	0-0	---	0-2	.000	5	8	13	3	6-0	1	3	1	12	6.0
T. Williams	1-0	22	2-5	.400	0-2	.000	0-0	---	1	1	2	0	3-0	1	1	0	4	4.0
Onuaku	1-0	8	1-2	.500	0-0	---	0-0	---	0	0	0	1	0-0	1	2	1	2	2.0
ROCKETS	2	480	71-165	.430	26-82	.317	40-55	.727	21	74	95	47	35-0	7	32	12	208	104.0

2016-17 Pistons vs. Rockets

PLAYER	G-GS	MIN	FIELD GOALS		3-POINT FG		FT-FTA	PCT	REBOUNDS			AST	PF-DQ	STL	TO	BLK	PTS	AVG
			FG-FGA	PCT	FG-FGA	PCT			OFF	DEF	TOT							
Marjanovic	1-0	28	12-18	.667	0-0	---	3-4	.750	2	10	12	2	2-0	0	0	0	27	27.0
Ellenson	1-1	26	6-16	.375	1-8	.125	2-2	1.000	2	9	11	0	1-0	0	1	1	15	15.0
Smith	2-2	61	12-26	.462	2-4	.500	4-4	1.000	2	5	7	13	3-0	0	2	1	30	15.0
Caldwell-Pope	2-2	61	10-21	.476	3-9	.333	5-7	.714	1	5	6	5	5-0	3	5	0	28	14.0
Harris	2-1	43	9-20	.450	3-5	.600	5-5	1.000	3	5	8	3	5-0	1	2	0	26	13.0
Leuer	1-0	31	4-9	.444	0-0	---	4-4	1.000	2	6	8	0	2-0	0	2	1	12	12.0
Drummond	2-2	54	10-29	.345	0-0	---	1-8	.125	11	14	25	2	5-0	5	4	0	21	10.5
Johnson	2-0	42	5-12	.417	3-6	.500	2-2	1.000	1	4	5	4	5-0	0	1	0	15	7.5
Morris	2-2	51	6-21	.286	1-6	.167	2-2	1.000	1	2	3	1	5-0	0	0	1	15	7.5
Bullock	2-0	35	5-11	.455	2-4	.500	0-0	---	4	1	5	4	1-0	1	0	0	12	6.0
Udrih	2-0	35	3-9	.333	1-1	1.000	0-0	---	1	2	3	12	2-0	2	2	0	7	3.5
Baynes	1-0	14	0-3	.000	0-0	---	2-2	1.000	0	1	1	0	1-0	0	1	0	2	2.0
PISTONS	2	480	82-195	.421	16-43	.372	30-40	.750	30	64	94	46	37-0	12	20	4	210	105.0

Golden State Warriors



SEASON SERIES

	2016-17	All-Time	Playoffs
Overall	1-3	119-91	2-8
Home	0-2	62-42	2-2
Away	1-1	54-46	0-6
Neutral	0-0	3-3	0-0

2017-18 Season Series vs. Warriors

Tuesday, Oct. 17 at Golden State, 9:30 p.m.

Thursday, Jan. 4 at Houston, 7 p.m.

Saturday, Jan. 20 at Houston, 7:30 p.m.

Series Information

Current Streak: Lost 3

Current Home Streak: Lost 6

Current Road Streak: Lost 1

Longest Winning Streak: 11 (Mar. 8, 1993-Nov. 3, 1995)

Longest Losing Streak: 8 (2x: last Feb. 20, 2014-Feb. 9, 2016)

Biggest Winning Margin: 41 (133-92; Nov. 14, 1979)

Biggest Losing Margin: 30 (2x: last 108-78; Mar. 17, 2013)

Most Points Scored: 144 (Mar. 25, 1989)

Most Points Allowed: 142 (Nov. 19, 1967)

Fewest Points Scored: 78 (Mar. 17, 2013)

Fewest Points Allowed: 65 (Jan. 5, 2004)

Season-by-Season Results

1967-68: 2-6	1983-84: 3-2	1999-00: 3-1	2015-16: 0-3
1968-69: 3-3	1984-85: 3-2	2000-01: 3-1	2016-17: 1-3
1969-70: 5-2	1985-86: 5-0	2001-02: 3-1	
1970-71: 2-4	1986-87: 1-4	2002-03: 3-1	
1971-72: 1-5	1987-88: 5-0	2003-04: 2-2	
1972-73: 1-3	1988-89: 3-1	2004-05: 2-1	
1973-74: 0-4	1989-90: 2-2	2005-06: 3-1	
1974-75: 2-2	1990-91: 2-2	2006-07: 1-2	
1975-76: 2-2	1991-92: 2-2	2007-08: 2-2	
1976-77: 1-2	1992-93: 2-2	2008-09: 4-0	
1977-78: 1-2	1993-94: 4-0	2009-10: 3-0	
1978-79: 2-2	1994-95: 4-0	2010-11: 3-1	
1979-80: 1-1	1995-96: 2-2	2011-12: 2-1	
1980-81: 2-3	1996-97: 4-0	2012-13: 3-1	
1981-82: 4-1	1997-98: 3-1	2013-14: 2-1	
1982-83: 2-3	1998-99: 3-0	2014-15: 0-4	

2016-17 Rockets vs. Warriors Game-by-Game Results

DATE	GAME	FG-A	PCT	3FG-A	PCT	FT-A	PCT	OR-DR-REB	AST	PF	ST	TO	BS	PTS
12/1	HOUSTON	48-108	.444	14-44	.318	22-30	.733	15-41-56	26	28	11	21	4	132
19,596	@ Golden State	43-104	.413	12-44	.273	29-37	.784	13-41-54	31	27	12	17	7	127
1/20	@ HOUSTON	43-96	.448	7-35	.200	15-18	.833	13-28-41	26	17	8	15	3	108
18,055	Golden State	47-89	.528	15-38	.395	16-21	.762	8-33-41	30	18	8	15	7	125
3/28	@ HOUSTON	33-85	.388	5-31	.161	35-39	.897	10-28-38	20	14	9	14	2	106
18,055	Golden State	45-88	.511	11-41	.268	12-16	.750	8-36-44	33	29	9	17	7	113
3/31	HOUSTON	34-92	.370	12-37	.324	18-23	.783	19-30-49	20	12	6	15	3	98
19,596	@ Golden State	43-95	.453	11-32	.344	10-14	.714	13-30-43	27	20	10	12	14	107

2016-17 Rockets vs. Warriors

PLAYER	G-GS	MIN	FIELD GOALS		3-POINT FG		FT-FTA	PCT	REBOUNDS			AST	PF-DQ	STL	TO	BLK	PTS	AVG
			FG-FGA	PCT	FG-FGA	PCT			OFF	DEF	TOT							
Harden	4-4	153	23-73	.315	5-34	.147	36-39	.923	8	36	44	45	11-0	4	26	2	87	21.8
L. Williams	2-0	66	10-26	.385	0-0	.000	12-13	.923	3	7	10	3	1-0	2	2	0	32	16.0
Capela	4-3	102	28-47	.596	0-0	---	5-11	.455	17	19	36	5	12-0	2	10	4	61	15.3
Anderson	2-2	54	9-18	.500	5-11	.455	6-7	.857	2	5	7	0	4-0	0	2	0	29	14.5
Gordon	4-2	144	19-54	.352	9-30	.300	7-7	1.000	1	10	11	8	8-0	5	8	1	54	13.5
Ariza	4-4	155	18-47	.383	5-30	.167	9-10	.900	1	12	13	8	7-0	9	4	0	50	12.5
Harrell	3-1	74	15-26	.577	0-0	---	2-4	.500	8	9	17	3	10-0	1	1	4	32	10.7
Dekker	4-0	88	15-36	.417	6-17	.353	5-7	.714	10	15	25	5	7-0	2	2	1	41	10.3
Beverley	4-4	114	14-35	.400	7-14	.500	2-4	.500	3	11	14	7	8-0	6	3	0	37	9.3
Brown	1-0	3	3-4	.750	1-2	.500	0-0	---	0	0	0	0	0-0	0	0	0	7	7.0
Hilario	1-0	18	1-6	.167	0-0	---	4-6	.667	3	0	3	2	1-0	0	1	0	6	6.0
Brewer	2-0	32	2-7	.286	0-2	.000	2-2	1.000	0	3	3	3	2-0	2	1	0	6	3.0
Ennis	1-0	3	1-1	1.000	0-0	---	0-0	---	0	0	0	2	0-0	1	0	0	2	2.0
McDaniels	1-0	3	0-0	---	0-0	---	0-0	---	0	0	0	1	0-0	0	0	0	0	0.0
ROCKETS	4	1010	158-380	.416	38-147	.259	90-110	.818	56	127	183	92	71-0	34	65	12	444	111.0

2016-17 Warriors vs. Rockets

PLAYER	G-GS	MIN	FIELD GOALS		3-POINT FG		FT-FTA	PCT	REBOUNDS			AST	PF-DQ	STL	TO	BLK	PTS	AVG
			FG-FGA	PCT	FG-FGA	PCT			OFF	DEF	TOT							
Durant	2-2	83	24-47	.511	5-18	.278	18-19	.947	1	17	18	9	5-0	5	3	5	71	35.5
Curry	4-4	140	36-80	.450	16-44	.364	20-26	.769	6	15	21	24	16-1	8	14	1	108	27.0
Thompson	4-4	155	29-79	.367	14-44	.318	4-6	.667	1	19	20	9	8-0	5	7	3	76	19.0
Green	4-4	149	26-53	.491	4-16	.250	4-7	.571	12	27	39	29	13-1	7	12	7	60	15.0
Iguodala	4-0	128	15-30	.500	6-16	.375	5-8	.625	3	20	23	19	6-0	3	1	3	41	10.3
McGee	3-0	23	8-13	.615	0-0	---	2-5	.400	4	2	6	0	3-0	2	1	6	18	6.0
Livingston	4-0	76	9-13	.692	0-0	---	3-4	.750	2	12	14	9	10-0	2	4	2	21	5.3
Barnes	2-1	47	4-9	.444	0-3	.000	2-2	1.000	1	2	3	2	6-0	3	0	0	10	5.0
Pachulia	4-4	55	5-10	.500	0-0	---	6-8	.750	6	10	16	5	11-0	2	3	1	16	4.0
Clark	4-0	58	7-18	.389	1-9	.111	0-0	---	1	3	4	1	3-0	0	4	1	15	3.8
McCaw	3-1	24	4-6	.667	3-4	.750	0-0	---	0	1	1	4	1-0	1	1	0	11	3.7
McAdoo	4-0	31	6-6	1.000	0-0	---	2-2	1.000	2	4	6	2	2-0	1	3	1	14	3.5
West	3-0	30	4-11	.364	0-1	.000	0-0	---	1	7	8	6	8-0	0	4	4	8	2.7
Looney	2-0	13	1-1	1.000	0-0	---	1-1	1.000	2	1	3	2	2-0	0	0	1	3	1.5
WARRIORS	4	1010	178-376	.473	49-155	.316	67-88	.761	42	140	182	121	94-2	39	61	35	472	118.0

Indiana Pacers



SEASON SERIES

	2016-17	All-Time	Playoffs
Overall	0-2	52-37	0-0
Home	0-1	31-14	0-0
Away	0-1	21-23	0-0
Neutral	0-0	0-0	0-0

2017-18 Season Series vs. Pacers

Sunday, Nov. 12 at Indiana, 5 p.m.

Wednesday, Nov. 29 at Houston, 7 p.m.

Series Information

Current Streak: Lost 3

Current Home Streak: Lost 1

Current Road Streak: Lost 2

Longest Winning Streak: 9 (Mar. 8, 1985-Apr. 11, 1989)

Longest Losing Streak: 4 (2x: last Nov. 26, 2008-Apr. 4, 2010)

Biggest Winning Margin: 30 (132-102; Jan. 16, 1988)

Biggest Losing Margin: 33 (114-81; Dec. 20, 2013)

Most Points Scored: 134 (Mar. 23, 1979)

Most Points Allowed: 141 (2x: last Nov. 29, 1991)

Fewest Points Scored: 71 (Dec. 23, 2003)

Fewest Points Allowed: 74 (Jan. 23, 2004)

Season-by-Season Results

1976-77: 4-0	1992-93: 2-0	2009-10: 0-2
1977-78: 3-1	1993-94: 1-1	2010-11: 2-0
1978-79: 0-4	1994-95: 1-1	2011-12: 0-1
1979-80: 4-2	1995-96: 2-0	2012-13: 0-2
1980-81: 1-1	1996-97: 1-1	2013-14: 1-1
1981-82: 2-0	1997-98: 1-1	2014-15: 2-0
1982-83: 2-0	1999-00: 0-2	2015-16: 1-1
1983-84: 1-1	2000-01: 2-0	2016-17: 0-2
1984-85: 1-1	2001-02: 0-2	
1985-86: 2-0	2002-03: 1-1	
1986-87: 2-0	2003-04: 1-1	
1987-88: 2-0	2004-05: 1-1	
1988-89: 2-0	2005-06: 1-1	
1989-90: 1-1	2006-07: 1-1	
1990-91: 1-1	2007-08: 2-0	
1991-92: 1-1	2008-09: 0-2	

2016-17 Rockets vs. Pacers Game-by-Game Results

DATE	GAME	FG-A	PCT	3FG-A	PCT	FT-A	PCT	OR-DR-REB	AST	PF	ST	TO	BS	PTS
1/29	HOUSTON	34-83	.410	11-39	.282	22-25	.880	11-30-41	21	24	7	15	6	101
1/29	@ HOUSTON	47-87	.540	5-21	.238	21-26	.808	7-35-42	28	21	9	10	7	120
2/27	@ HOUSTON	32-88	.364	10-45	.222	34-42	.810	12-27-39	22	22	8	11	5	108
18,055	Indiana	41-91	.451	13-30	.433	22-25	.880	13-42-55	29	26	7	15	5	117

2016-17 Rockets vs. Pacers

PLAYER	G-GS	MIN	FIELD GOALS		3-POINT FG		FT-FTA	PCT	REBOUNDS			AST	PF-DQ	STL	TO	BLK	PTS	AVG
			FG-FGA	PCT	FG-FGA	PCT			OFF	DEF	TOT							
L. Williams	1-0	28	8-15	.533	5-10	.500	7-8	.875	1	2	3	1	4-0	1	1	1	28	28.0
Harden	2-2	71	8-34	.235	3-19	.158	21-24	.875	2	10	12	20	7-0	5	10	0	40	20.0
Anderson	2-2	59	13-27	.481	7-16	.438	6-7	.857	2	8	10	0	4-0	1	0	1	39	19.5
Hilario	1-0	19	4-7	.571	0-0	---	7-9	.778	5	2	7	1	2-0	0	0	1	15	15.0
Gordon	2-0	52	7-22	.318	2-12	.167	7-11	.636	1	1	2	5	6-0	0	3	1	23	11.5
Capela	2-1	46	8-12	.667	0-0	---	2-2	1.000	2	9	11	1	3-0	3	4	3	18	9.0
Brown	1-0	3	2-3	.667	2-2	1.000	0-0	---	0	0	0	0	0-0	0	0	0	6	6.0
Dekker	2-0	38	5-11	.455	1-5	.200	0-0	---	1	2	3	1	3-0	0	1	2	11	5.5
Harrell	2-1	30	5-9	.556	0-0	---	0-0	---	6	1	7	2	4-0	0	1	1	10	5.0
Beverley	2-2	61	3-14	.214	1-8	.125	2-2	1.000	2	8	10	9	11-1	4	3	1	9	4.5
Ariza	2-2	61	2-15	.133	0-11	.000	4-4	1.000	1	13	14	2	2-0	1	2	0	8	4.0
Ennis	1-0	3	1-1	1.000	0-0	---	0-0	---	0	0	0	1	0-0	0	0	0	2	2.0
2Brewer	1-0	7	0-1	.000	0-1	.000	0-0	---	0	1	1	0	0-0	0	0	0	0	0.0
McDaniels	1-0	3	0-0	---	0-0	---	0-0	---	0	0	0	0	0-0	0	0	0	0	0.0
ROCKETS	2	480	66-171	.386	21-84	.250	56-67	.836	23	57	80	43	46-1	15	26	11	209	104.5

2016-17 Pacers vs. Rockets

PLAYER	G-GS	MIN	FIELD GOALS		3-POINT FG		FT-FTA	PCT	REBOUNDS			AST	PF-DQ	STL	TO	BLK	PTS	AVG
			FG-FGA	PCT	FG-FGA	PCT			OFF	DEF	TOT							
George	2-2	66	18-39	.462	6-16	.375	6-6	1.000	1	15	16	8	7-0	4	4	2	48	24.0
Teague	2-2	73	10-23	.435	3-9	.333	19-19	1.000	1	9	10	21	5-0	2	6	1	42	21.0
Stuckey	1-0	22	6-15	.400	2-6	.333	3-3	1.000	1	5	6	3	1-0	2	2	0	17	17.0
Turner	2-2	63	10-19	.526	1-1	1.000	9-13	.692	3	13	16	1	4-0	3	1	7	30	15.0
Robinson	2-0	30	8-10	.800	3-3	1.000	0-0	---	1	6	7	1	3-0	1	0	0	19	9.5
T. Young	2-2	54	9-19	.474	0-1	.000	1-4	.250	3	7	10	3	4-0	3	3	0	19	9.5
Jefferson	1-0	10	4-5	.800	0-0	---	0-0	---	0	0	0	1	4-0	1	0	0	8	8.0
Christmas	2-0	23	5-6	.833	0-0	---	5-6	.833	2	3	5	0	3-0	0	1	1	15	7.5
Allen	2-0	37	7-14	.500	0-0	---	0-0	---	6	7	13	5	3-0	0	0	1	14	7.0
Ellis	2-0	48	6-11	.545	0-2	.000	0-0	---	2	8	10	13	6-0	0	7	0	12	6.0
Miles	2-2	37	3-12	.250	3-10	.300	0-0	---	0	3	3	0	5-0	0	1	0	9	4.5
Brooks	1-0	12	1-3	.333	0-2	.000	0-0	---	0	1	1	1	2-0	0	0	0	2	2.0
Niang	1-0	3	1-1	1.000	0-0	---	0-0	---	0	0	0	0	0-0	0	0	0	2	2.0
J. Young	1-0	3	0-1	.000	0-1	.000	0-0	---	0	0	0	0	0-0	0	0	0	0	0.0
PACERS	2	480	88-178	.494	18-51	.353	43-51	.843	20	77	97	57	47-0	16	25	12	237	118.5

Los Angeles Clippers



SEASON SERIES

	2016-17	All-Time	Playoffs
Overall	2-1	118-74	7-5
Home	1-0	66-26	5-2
Away	1-1	48-47	2-4
Neutral	0-0	4-1	0-0

2017-18 Season Series vs. Clippers

Friday, Dec. 22 at Houston, 7 p.m.

Monday, Jan. 15 at Los Angeles, 9:30 p.m.

Wednesday, Feb. 28 at Los Angeles, 9:30 p.m.

Thursday, March 15 at Houston, 7 p.m.

Series Information

Current Streak: Lost 1

Current Home Streak: Won 1

Current Road Streak: Lost 1

Longest Winning Streak: 9 (2x: last Mar. 12, 2003-Apr. 18, 2005)

Longest Losing Streak: 5 (Jan. 4, 2012- Feb. 13, 2013)

Biggest Winning Margin: 32 (148-116; Mar. 15, 1986)

Biggest Losing Margin: 31 (128-97; Dec. 21, 1983)

Most Points Scored: 148 (Mar. 15, 1986)

Most Points Allowed: 138 (Mar. 7, 1979)

Season-by-Season Results

1970-71: 3-1	1986-87: 4-1	2002-03: 2-2
1971-72: 4-0	1987-88: 3-2	2003-04: 4-0
1972-73: 5-1	1988-89: 2-2	2004-05: 4-0
1973-74: 2-4	1989-90: 2-2	2005-06: 2-2
1974-75: 2-2	1990-91: 2-2	2006-07: 3-1
1975-76: 2-3	1991-92: 2-2	2007-08: 3-0
1976-77: 3-1	1992-93: 4-0	2008-09: 3-1
1977-78: 1-3	1993-94: 4-0	2009-10: 2-1
1978-79: 2-1	1994-95: 3-1	2010-11: 3-1
1979-80: 2-0	1995-96: 4-0	2011-12: 0-3
1980-81: 1-4	1996-97: 3-1	2012-13: 1-2
1981-82: 4-1	1997-98: 4-0	2013-14: 0-4
1982-83: 2-3	1998-99: 3-1	2014-15: 2-2
1983-84: 2-3	1999-00: 4-0	2015-16: 2-2
1984-85: 2-3	2000-01: 1-3	2016-17: 2-1
1985-86: 3-2	2001-02: 1-3	

2016-17 Rockets vs. Clippers Game-by-Game Results

DATE	GAME	FG-A	PCT	3FG-A	PCT	FT-A	PCT	OR-DR-REB	AST	PF	ST	TO	BS	PTS
12/30	@ HOUSTON	45-81	.556	14-40	.350	36-43	.837	9-36-45	29	17	12	13	5	140
18/055	L.A. Clippers	45-96	.469	13-33	.394	13-16	.813	11-27-38	22	25	8	15	4	116
3/1	HOUSTON	37-87	.425	20-52	.385	28-33	.848	19-43-62	21	17	3	17	2	122
19/060	@ L.A. Clippers	42-94	.447	12-34	.353	7-13	.538	10-26-36	26	23	8	8	3	103
4/10	HOUSTON	33-84	.393	9-40	.225	21-27	.778	9-32-41	23	23	5	15	3	96
19/163	@ L.A. Clippers	46-91	.505	10-26	.385	23-28	.821	12-37-49	29	16	9	10	0	125

2016-17 Rockets vs. Clippers

PLAYER	G-GS	MIN	FIELD GOALS		3-POINT FG		FT-FTA	PCT	REBOUNDS			AST	PF-DQ	STL	TO	BLK	PTS	AVG
			FG-FGA	PCT	FG-FGA	PCT			OFF	DEF	TOT							
Harden	3-3	94	19-39	.487	7-20	.350	25-31	.806	2	21	23	25	10-0	7	18	2	70	23.3
Harrell	2-0	65	17-26	.654	0-1	.000	10-13	.769	6	9	15	3	7-0	1	1	2	44	22.0
Gordon	3-1	76	14-30	.467	9-21	.429	13-14	.929	0	12	12	4	5-0	0	4	2	50	16.7
T. Williams	1-0	24	5-10	.500	1-4	.250	4-4	1.000	2	3	5	1	3-0	0	3	1	15	15.0
Beverley	2-2	65	9-18	.500	6-12	.500	5-5	1.000	6	13	19	7	7-0	2	1	0	29	14.5
Capela	1-1	26	4-9	.444	0-0	---	6-7	.857	6	6	12	0	5-0	0	3	0	14	14.0
Anderson	3-3	73	12-35	.343	9-26	.346	8-9	.889	3	10	13	4	5-0	0	1	0	41	13.7
Ariza	3-3	106	12-29	.414	7-23	.304	1-3	.333	0	13	13	11	3-0	4	5	1	32	10.7
Hilario	2-1	38	6-8	.750	0-1	.000	9-13	.692	6	8	14	1	3-0	1	5	0	21	10.5
Brewer	1-0	16	3-5	.600	0-2	.000	4-4	1.000	1	2	3	1	4-0	3	0	0	10	10.0
Brown	3-0	35	6-16	.375	3-9	.333	0-0	---	0	0	0	9	0-0	1	1	0	15	5.0
Dekker	2-0	30	5-11	.455	0-6	.000	0-0	---	2	6	8	3	1-0	0	0	0	10	5.0
L. Williams	1-0	21	2-11	.182	1-7	.143	0-0	---	1	1	2	1	0-0	0	0	1	5	5.0
Onusku	1-1	21	1-2	.500	0-0	---	0-0	---	1	5	6	0	4-0	1	2	0	2	2.0
Ennis	1-0	2	0-0	---	0-0	---	0-0	---	0	1	1	0	0-0	0	0	0	0	0.0
McDaniels	1-0	2	0-0	---	0-0	---	0-0	---	0	0	0	0	0-0	0	0	0	0	0.0
Taylor	1-0	24	0-3	.000	0-0	---	0-0	---	1	0	1	3	0-0	0	0	0	0	0.0
Wilfong	1-0	2	0-0	---	0-0	---	0-0	---	0	1	1	0	0-0	0	0	1	0	0.0
ROCKETS	3	720	115-252	.456	43-132	.326	85-103	.825	37	111	148	73	57-0	20	45	10	358	119.3

2016-17 Clippers vs. Rockets

PLAYER	G-GS	MIN	FIELD GOALS		3-POINT FG		FT-FTA	PCT	REBOUNDS			AST	PF-DQ	STL	TO	BLK	PTS	AVG
			FG-FGA	PCT	FG-FGA	PCT			OFF	DEF	TOT							
Griffin	2-2	62	13-28	.464	1-4	.250	8-11	.727	5	7	12	7	7-0	0	6	0	35	17.5
Paul	2-2	65	10-25	.400	5-10	.500	10-10	1.000	1	6	7	20	4-0	6	1	0	35	17.5
Jordan	3-3	89	20-26	.769	0-0	---	4-10	.400	11	22	33	3	8-0	3	4	3	44	14.7
Felton	3-0	73	17-32	.531	4-9	.444	4-5	.800	2	12	14	14	2-0	2	6	0	42	14.0
Rivers	2-1	40	9-20	.450	5-10	.500	2-3	.667	0	6	6	7	6-0	2	2	0	25	12.5
Crawford	3-0	77	12-32	.375	5-14	.357	4-4	1.000	0	2	2	8	3-0	1	2	1	33	11.0
Mbah a Moute	3-3	68	14-25	.560	3-6	.500	2-2	1.000	3	2	5	5	7-0	4	1	0	33	11.0
Pierce	1-0	7	4-5	.800	2-3	.667	0-1	.000	0	1	1	0	1-0	0	1	0	10	10.0
Redick	3-3	84	10-30	.333	5-17	.294	0-0	---	1	7	8	4	4-0	2	2	1	25	8.3
Bass	3-0	35	8-15	.533	0-1	.000	4-5	.800	5	4	9	1	2-0	1	3	0	20	6.7
Speights	3-0	45	7-17	.412	3-7	.429	1-1	1.000	3	11	14	3	10-0	0	2	2	18	6.0
Anderson	2-0	28	4-10	.400	0-2	.000	2-2	1.000	0	3	3	3	4-0	0	0	0	10	5.0
W. Johnson	3-1	44	4-13	.308	2-10	.200	2-3	.667	2	7	9	2	6-0	3	1	0	12	4.0
B. Johnson	1-0	3	1-3	.333	0-0	---	0-0	---	0	0	0	0	0-0	1	0	0	2	2.0
CLIPPERS	3	720	133-281	.473	35-93	.376	43-57	.754	33	90	123	77	64-0	25	33	7	344	114.7

Los Angeles Lakers



SEASON SERIES

	2016-17	All-Time	Playoffs
Overall	2-1	77-135	15-20
Home	2-0	44-59	9-6
Away	0-1	32-75	6-14
Neutral	0-0	1-1	0-0

2017-18 Season Series vs. Lakers

Sunday, Dec. 3 at Los Angeles, 8:30 p.m.
 Wednesday, Dec. 20 at Houston, 7 p.m.
 Sunday, Dec. 31 at Houston, 6 p.m.
 Tuesday, April 10 at Los Angeles, 9:30 p.m.

Series Information

Current Streak: Won 2
Current Home Streak: Won 4
Current Road Streak: Lost 1
Longest Winning Streak: 6 (Jan. 18, 1993-Mar. 24, 1994)
Longest Losing Streak: 15 (Dec. 31, 1967-Dec. 5, 1970)
Biggest Winning Margin: 39 (134-95; Dec. 7, 2016)
Biggest Losing Margin: 36 (152-116; Oct. 27, 1968)
Most Points Scored: 145 (Apr. 8, 2014)
Most Points Allowed: 152 (Oct. 27, 1968)
Fewest Points Scored: 74 (Nov. 15, 1991)

Season-by-Season Results

1967-68: 1-7	1983-84: 1-4	1999-00: 2-2	2015-16: 4-0
1968-69: 0-7	1984-85: 1-4	2000-01: 1-3	2016-17: 2-1
1969-70: 2-5	1985-86: 1-4	2001-02: 0-4	
1970-71: 3-3	1986-87: 1-4	2002-03: 2-2	
1971-72: 1-5	1987-88: 1-4	2003-04: 2-2	
1972-73: 1-3	1988-89: 1-3	2004-05: 2-2	
1973-74: 2-2	1989-90: 2-2	2005-06: 1-2	
1974-75: 2-2	1990-91: 1-3	2006-07: 2-2	
1975-76: 1-3	1991-92: 2-2	2007-08: 2-1	
1976-77: 2-2	1992-93: 3-1	2008-09: 0-4	
1977-78: 1-3	1993-94: 3-1	2009-10: 1-3	
1978-79: 2-1	1994-95: 0-4	2010-11: 1-2	
1979-80: 0-2	1995-96: 3-1	2011-12: 2-1	
1980-81: 2-3	1996-97: 3-1	2012-13: 2-2	
1981-82: 1-4	1997-98: 1-3	2013-14: 3-1	
1982-83: 0-5	1998-99: 1-2	2014-15: 2-1	

2016-17 Rockets vs. Lakers Game-by-Game Results

DATE	GAME	FG-A	PCT	3FG-A	PCT	FT-A	PCT	OR-DR-REB	AST	PF	ST	TO	BS	PTS
10/26	HOUSTON	44-86	.512	7-29	.241	19-27	.704	10-29-39	29	23	10	15	1	114
18,897	@ L.A. Lakers	45-89	.506	12-35	.343	18-22	.818	11-28-39	21	24	10	16	4	120
12/7	@ HOUSTON	51-94	.543	15-36	.417	17-21	.810	15-37-52	35	22	20	20	2	134
16,141	L.A. Lakers	34-87	.391	5-20	.250	22-27	.815	14-25-39	14	22	13	28	4	95
3/15	@ HOUSTON	50-91	.549	18-43	.419	21-32	.656	13-37-50	37	21	13	21	4	139
18,055	L.A. Lakers	42-91	.462	3-25	.120	13-18	.722	9-29-38	16	25	10	23	0	100

2016-17 Rockets vs. Lakers

PLAYER	G-GS	MIN	FIELD GOALS		3-POINT FG		FT-FTA	PCT	REBOUNDS			AST	PF-DQ	STL	TO	BLK	PTS	AVG
			FG-FGA	PCT	FG-FGA	PCT			OFF	DEF	TOT							
L. Williams	1-0	32	11-17	.647	7-9	.778	1-1	1.000	0	4	4	7	3-0	2	3	1	30	30.0
Harden	3-3	98	23-45	.511	6-20	.300	25-29	.862	6	19	25	37	7-0	7	20	0	77	25.7
Gordon	3-1	89	20-40	.500	12-27	.444	3-5	.600	1	11	12	6	5-0	2	3	1	55	18.3
Capela	3-3	67	19-28	.679	0-0	---	5-9	.556	7	21	28	4	6-0	2	5	3	43	14.3
Ariza	3-3	88	13-23	.565	6-12	.500	4-5	.800	2	9	11	7	4-0	8	3	0	36	12.0
Beverley	2-2	59	5-14	.357	3-10	.300	6-6	1.000	2	9	11	17	6-0	4	7	0	19	9.5
Brown	1-0	6	3-4	.750	3-4	.750	0-0	---	0	0	0	1	1-0	0	0	0	9	9.0
Harrell	2-0	22	8-11	.727	0-0	---	2-4	.500	1	0	1	0	3-0	1	1	1	18	9.0
Anderson	3-3	75	9-29	.310	2-14	.143	6-6	1.000	5	8	13	2	5-0	3	1	0	26	8.7
Hilario	3-0	55	11-16	.688	0-0	---	4-10	.400	6	8	14	5	8-0	4	3	1	26	8.7
Dekker	3-0	56	12-20	.600	0-0	.000	0-2	.000	7	11	18	5	6-0	1	2	0	24	8.0
Brewer	2-0	36	6-13	.462	0-3	.000	1-3	.333	0	1	1	4	6-0	3	1	0	13	6.5
McDaniels	2-0	19	5-9	.556	1-2	.500	0-0	---	1	2	3	0	2-0	2	0	0	11	5.5
Ennis	2-0	15	0-1	.000	0-0	---	0-0	---	0	0	0	5	4-0	2	4	0	0	0.0
Wiljter	1-0	4	0-1	.000	0-1	.000	0-0	---	0	0	0	1	0-0	2	0	0	0	0.0
ROCKETS	3	720	145-271	.535	40-108	.370	57-80	.713	38	103	141	101	66-0	43	56	7	387	129.0

2016-17 Lakers vs. Rockets

PLAYER	G-GS	MIN	FIELD GOALS		3-POINT FG		FT-FTA	PCT	REBOUNDS			AST	PF-DQ	STL	TO	BLK	PTS	AVG
			FG-FGA	PCT	FG-FGA	PCT			OFF	DEF	TOT							
Randle	3-3	87	31-47	.660	0-3	.000	9-14	.643	8	17	25	9	10-0	0	7	1	71	23.7
Williams	2-0	40	9-17	.529	4-8	.500	14-15	.933	1	0	1	2	1-0	6	7	1	36	18.0
Clarkson	3-2	99	18-44	.409	4-14	.286	10-11	.909	1	6	7	6	4-0	5	8	0	50	16.7
Ingram	3-1	96	17-33	.515	5-9	.556	0-2	.000	4	12	16	4	6-0	2	10	1	39	13.0
Russell	2-1	54	9-26	.346	4-15	.267	3-5	.600	0	3	3	5	8-1	3	10	0	25	12.5
Mozgov	2-2	37	11-19	.579	0-0	---	1-1	1.000	6	7	13	2	6-0	0	5	0	23	11.5
Ennis	1-0	9	3-4	.750	0-1	.000	1-1	1.000	0	0	0	1	1-0	0	0	0	7	7.0
Huertias	2-1	36	3-8	.375	0-5	.000	4-4	1.000	0	3	3	10	3-0	5	6	1	10	5.0
Deng	2-2	50	4-14	.286	1-4	.250	0-0	---	2	5	7	2	3-0	3	2	0	9	4.5
Brewer	1-0	22	2-5	.400	0-2	.000	0-0	---	0	3	3	1	1-0	2	2	0	4	4.0
Nwaba	1-0	18	2-5	.400	0-0	---	0-0	---	2	1	3	2	2-0	0	0	0	4	4.0
Robinson	2-0	20	2-4	.500	0-0	---	4-6	.667	1	4	5	1	3-0	1	2	0	8	4.0
Young	2-2	51	3-21	.143	2-16	.125	0-0	---	0	6	6	1	6-0	0	1	1	8	4.0
Nance	3-0	54	5-12	.417	0-2	.000	1-2	.500	7	5	12	3	6-0	3	2	2	11	3.7
Black	2-0	20	1-3	.333	0-0	---	2-2	1.000	2	8	10	0	4-0	3	1	0	4	2.0
Zubac	2-1	16	1-4	.250	0-0	---	2-2	1.000	0	2	2	1	4-0	0	0	0	4	2.0
World Peace	3-0	11	0-1	.000	0-1	.000	2-2	1.000	0	0	0	1	3-0	0	1	1	2	0.7
LAKERS	3	720	121-267	.453	20-80	.250	53-67	.791	34	82	116	51	71-1	33	67	8	315	105.0

Memphis Grizzlies



SEASON SERIES

	2016-17	All-Time	Playoffs
Overall	2-2	55-33	0-0
Home	1-1	34-10	0-0
Away	1-1	21-23	0-0
Neutral	0-0	0-0	0-0

2017-18 Season Series vs. Grizzlies

Monday, Oct. 23 at Houston, 7 p.m.
 Saturday, Oct. 28 at Memphis, 7 p.m.
 Saturday, Nov. 11 at Houston, 7 p.m.
 Saturday, Nov. 18 at Memphis, 7 p.m.

Series Information

Current Streak: Won 2
Current Home Streak: Won 1
Current Road Streak: Won 1
Longest Winning Streak: 9 (Dec. 16, 1997-Dec. 6, 2000)
Longest Losing Streak: 4 (Nov. 25, 2005-Apr. 15, 2006)
Biggest Winning Margin: 49 (130-81, Mar. 14, 2016)
Biggest Losing Margin: 26 (119-93; Nov. 17, 2014)
Most Points Scored: 130 (Mar. 14, 2016)
Most Points Allowed: 119 (Nov. 17, 2014)
Fewest Points Scored: 71 (Nov. 1, 2003)
Fewest Points Allowed: 71 (Oct. 29, 2008)

Season-by-Season Results

1995-96: 4-0 2011-12: 2-2
 1996-97: 3-1 2012-13: 1-3
 1997-98: 3-1 2013-14: 2-2
 1998-99: 4-0 2014-15: 2-2
 1999-00: 2-2 2015-16: 2-2
 2000-01: 4-0 2016-17: 2-2
 2001-02: 1-3
 2002-03: 3-1
 2003-04: 1-3
 2004-05: 3-1
 2005-06: 0-4
 2006-07: 4-0
 2007-08: 3-1
 2008-09: 2-2
 2009-10: 4-0
 2010-11: 3-1

2016-17 Rockets vs. Grizzlies Game-by-Game Results

DATE	GAME	FG-A	PCT	3FG-A	PCT	FT-A	PCT	OR-DR-REB	AST	PF	ST	TO	BS	PTS
12/23	HOUSTON	38-89	.427	20-52	.385	13-15	.867	10-30-40	27	22	5	14	3	109
1/13	@ HOUSTON	41-81	.506	13-25	.520	20-25	.800	9-29-38	23	16	9	12	3	115
1/13	@ HOUSTON	33-82	.402	10-41	.244	29-36	.806	10-21-31	19	20	9	12	2	105
18,055	Memphis	41-76	.539	10-27	.370	18-27	.667	8-37-45	25	29	8	22	3	110
1/21	HOUSTON	41-80	.513	16-42	.381	21-25	.840	6-40-46	27	25	11	13	6	119
18,119	@ Memphis	33-89	.371	9-34	.265	20-28	.714	14-27-41	19	17	10	12	4	95
3/4	@ HOUSTON	39-78	.500	18-42	.429	27-36	.750	10-33-43	25	20	10	14	4	123
18,055	Memphis	43-97	.443	8-28	.286	14-21	.667	17-29-46	26	24	8	13	6	108

2016-17 Rockets vs. Grizzlies

PLAYER	G-GS	MIN	FIELD GOALS		3-POINT FG		FT-FTA	PCT	REBOUNDS			AST	PF-DQ	STL	TO	BLK	PTS	AVG
			FG-FGA	PCT	FG-FGA	PCT			OFF	DEF	TOT							
Harden	4-4	143	28-51	.549	14-29	.483	35-42	.833	3	20	23	47	13-0	7	27	2	105	26.3
Gordon	4-0	128	23-55	.418	16-45	.356	7-7	1.000	0	8	8	11	6-0	4	6	3	69	17.3
Capela	2-1	45	10-18	.556	0-0	---	9-12	.750	6	9	15	4	7-0	0	0	1	29	14.5
Anderson	3-3	85	13-38	.342	9-28	.321	6-7	.857	1	7	8	0	10-0	0	3	2	41	13.7
Dekker	4-1	84	19-35	.543	10-19	.526	3-6	.500	4	9	13	3	7-0	2	0	0	51	12.8
Harrell	3-3	67	15-26	.577	0-1	.000	2-2	1.000	5	10	15	5	7-0	2	2	0	32	10.7
Hillario	4-0	73	13-19	.684	0-0	---	13-17	.765	5	10	15	4	11-0	6	2	3	39	9.8
Beverley	4-4	129	13-33	.394	6-20	.300	6-6	1.000	4	16	20	13	13-0	9	5	2	38	9.5
L. Williams	1-0	21	3-8	.375	1-6	.167	2-2	1.000	0	1	1	2	4-0	1	1	1	9	9.0
Ariza	4-4	137	10-33	.303	6-23	.261	4-6	.667	6	25	31	7	5-0	3	4	0	30	7.5
Brewer	3-0	45	4-13	.308	2-6	.333	3-5	.600	2	8	10	2	4-0	0	0	1	13	4.3
Brown	1-0	1	0-0	---	0-0	---	0-0	---	0	0	0	0	0-0	0	0	0	0	0.0
Ennis	1-0	1	0-0	---	0-0	---	0-0	---	0	0	0	0	0-0	0	1	0	0	0.0
McDaniels	1-0	1	0-0	---	0-0	---	0-0	---	0	1	1	0	0-0	1	0	0	0	0.0
ROCKETS	4	960	151-329	.459	64-177	.362	90-112	.804	36	124	160	98	87-0	35	53	15	456	114.0

2016-17 Grizzlies vs. Rockets

PLAYER	G-GS	MIN	FIELD GOALS		3-POINT FG		FT-FTA	PCT	REBOUNDS			AST	PF-DQ	STL	TO	BLK	PTS	AVG
			FG-FGA	PCT	FG-FGA	PCT			OFF	DEF	TOT							
Conley	4-4	141	30-65	.462	10-26	.385	9-10	.900	1	18	19	27	8-0	5	9	2	79	19.8
Gasol	4-4	141	30-59	.508	3-11	.273	16-24	.667	3	17	20	18	11-0	5	17	10	79	19.8
Randolph	4-0	91	22-47	.468	2-6	.333	5-9	.556	7	24	31	8	7-0	3	4	0	51	12.8
Douglas	1-0	29	4-13	.308	1-4	.250	3-5	.600	5	0	5	5	5-0	3	1	0	12	12.0
Allen	4-4	105	17-32	.531	2-4	.500	6-12	.500	7	11	18	9	10-1	7	6	1	42	10.5
Green	4-4	114	16-24	.667	3-5	.600	7-8	.875	15	14	29	3	13-0	2	6	0	42	10.5
Daniels	3-0	43	7-13	.538	5-11	.455	6-7	.857	1	3	4	1	6-0	0	2	0	25	8.3
Carter	4-0	87	10-26	.385	6-14	.429	7-8	.875	2	9	11	5	8-0	1	1	1	33	8.3
Ennis	4-0	78	10-20	.500	5-12	.417	3-4	.750	4	6	10	1	5-0	0	7	2	28	7.0
Parsons	4-4	75	8-30	.267	2-13	.154	5-8	.625	2	12	14	9	6-0	6	2	0	23	5.8
Harrison	3-0	35	3-11	.273	1-7	.143	5-6	.833	0	2	2	6	5-0	0	2	0	12	4.0
Martin	2-0	18	1-3	.333	0-1	.000	0-0	---	1	4	5	1	2-0	2	0	0	2	1.0
Davis	2-0	4	0-0	---	0-0	---	0-0	---	0	2	2	0	0-0	0	0	0	0	0.0
GRIZZLIES	4	960	158-343	.461	40-114	.351	72-101	.713	48	122	170	93	86-1	34	59	16	428	107.0

Miami Heat



SEASON SERIES

	2016-17	All-Time	Playoffs
Overall	0-2	29-31	0-0
Home	0-1	17-12	0-0
Away	0-1	12-19	0-0
Neutral	0-0	0-0	0-0

2017-18 Season Series vs. Heat

Monday, Jan. 22 at Houston, 7 p.m.
Wednesday, Feb. 7 at Miami, 6:30 p.m.

Series Information

Current Streak: Lost 2
Current Home Streak: Lost 1
Current Road Streak: Lost 2
Longest Winning Streak: 11 (Nov. 19, 1989-Jan. 11, 1995)
Longest Losing Streak: 8 (Nov. 8, 1995-Jan. 6, 2000)
Biggest Winning Margin: 38 (132-94; Nov. 19, 1989)
Biggest Losing Margin: 33 (99-66; Feb. 9, 2010)
Most Points Scored: 132 (Nov. 19, 1989)
Most Points Allowed: 125 (2x: last Mar. 27, 2011)
Fewest Points Scored: 66 (2x: last Feb. 9, 2010)
Fewest Points Allowed: 70 (Nov. 11, 2004)

Season-by-Season Results

1988-89: 4-2 2004-05: 1-1
1989-90: 2-0 2005-06: 0-2
1990-91: 2-0 2006-07: 2-0
1991-92: 2-0 2007-08: 1-1
1992-93: 2-0 2008-09: 2-0
1993-94: 2-0 2009-10: 0-2
1994-95: 2-0 2010-11: 0-2
1995-96: 0-2 2011-12: 0-1
1996-97: 0-2 2012-13: 0-2
1997-98: 0-2 2013-14: 1-1
1998-99: 0-1 2014-15: 2-0
1999-00: 1-1 2015-16: 1-1
2000-01: 1-1 2016-17: 0-2
2001-02: 0-2
2002-03: 1-1
2003-04: 1-1

2016-17 Rockets vs. Heat Game-by-Game Results

DATE	GAME	FG-A	PCT	3FG-A	PCT	FT-A	PCT	OR-DR-REB	AST	PF	ST	TO	BS	PTS
1/17	HOUSTON	36-90	.400	9-39	.231	22-28	.786	11-38-49	21	16	8	18	3	103
19,600	@ Miami	42-90	.467	9-29	.310	16-24	.667	11-42-52	21	24	11	16	1	109
2/6	@ HOUSTON	36-87	.414	13-40	.325	24-31	.774	15-26-41	22	23	6	8	1	109
16,967	Miami	44-84	.524	13-35	.371	16-24	.667	12-34-46	27	20	3	12	7	117

2016-17 Rockets vs. Heat

PLAYER	G-GS	MIN	FIELD GOALS		3-POINT FG		FT-FTA	PCT	REBOUNDS			AST	PF-DQ	STL	TO	BLK	PTS	AVG
			FG-FGA	PCT	FG-FGA	PCT			OFF	DEF	TOT							
Harden	2-2	81	22-51	.431	8-25	.320	26-29	.897	4	20	24	22	8-0	2	10	1	78	39.0
Anderson	1-1	31	6-16	.375	5-10	.500	0-0	---	4	2	6	1	3-0	0	0	0	17	17.0
Beverley	2-2	46	7-14	.500	0-3	.000	5-6	.833	0	7	7	5	4-0	2	2	0	19	9.5
Gordon	2-0	61	7-32	.219	4-20	.200	1-1	1.000	0	3	3	3	1-0	1	4	1	19	9.5
Ariza	2-2	75	7-18	.389	2-10	.200	0-0	---	0	11	11	3	4-0	3	5	0	16	8.0
Dekker	2-0	46	6-14	.429	1-6	.167	1-2	.500	7	3	10	2	0-0	1	0	0	14	7.0
Harrell	2-0	19	5-7	.714	0-0	---	3-5	.600	1	1	2	0	5-0	0	0	0	13	6.5
Brewer	2-1	53	4-9	.444	2-4	.500	2-2	1.000	2	1	3	3	6-0	3	2	0	12	6.0
Hilario	2-0	43	3-6	.500	0-1	.000	6-11	.545	6	10	16	3	5-0	2	2	1	12	6.0
Capela	2-2	24	5-10	.500	0-0	---	2-3	.667	2	6	8	1	3-0	0	0	1	12	6.0
ROCKETS	2	480	72-177	.407	22-79	.278	46-59	.780	26	64	90	43	39-0	14	26	4	212	106.0

2016-17 Heat vs. Rockets

PLAYER	G-GS	MIN	FIELD GOALS		3-POINT FG		FT-FTA	PCT	REBOUNDS			AST	PF-DQ	STL	TO	BLK	PTS	AVG
			FG-FGA	PCT	FG-FGA	PCT			OFF	DEF	TOT							
Dragic	2-2	70	16-29	.552	1-10	.100	9-12	.750	2	7	9	13	6-0	1	7	0	42	21.0
Walters	2-2	64	15-32	.469	5-13	.385	5-7	.714	3	12	15	10	6-0	1	3	0	40	20.0
Whiteside	2-2	64	14-21	.667	0-0	---	9-14	.643	7	22	29	1	8-0	1	2	6	37	18.5
T. Johnson	2-0	67	12-28	.429	3-10	.300	5-8	.625	5	4	9	7	3-0	3	2	0	32	16.0
Ellington	2-0	43	8-16	.500	6-12	.500	1-1	1.000	1	4	5	2	2-0	1	0	0	23	11.5
J. Johnson	2-0	62	9-24	.375	1-6	.167	2-2	1.000	1	13	14	11	8-0	4	9	0	21	10.5
McGruder	2-2	43	7-12	.583	3-6	.500	0-2	.000	1	0	1	2	6-0	3	1	0	17	8.5
Babbitt	2-2	34	3-7	.429	3-7	.429	0-0	---	0	4	4	1	2-0	0	1	1	9	4.5
Reed	2-0	32	2-5	.400	0-0	---	1-2	.500	3	9	12	1	3-0	0	1	1	5	2.5
HEAT	2	480	86-174	.494	22-64	.344	32-48	.667	23	75	98	48	44-0	14	28	8	226	113.0

Milwaukee Bucks



SEASON SERIES

	2016-17	All-Time	Playoffs
Overall	1-1	56-67	0-0
Home	1-0	38-23	0-0
Away	0-1	17-41	0-0
Neutral	0-0	1-3	0-0

2017-18 Season Series vs. Bucks

Saturday, Dec. 16 at Houston, 7 p.m.

Wednesday, March 7 at Milwaukee, 7 p.m.

Series Information

Current Streak: Lost 1

Current Home Streak: Won 4

Current Road Streak: Lost 2

Longest Winning Streak: 8 (Dec. 31, 2004-Dec. 31, 2008)

Longest Losing Streak: 11 (Mar. 22, 1969-Feb. 24, 1971)

Biggest Winning Margin: 28 (2x: last 127-99; Feb. 17, 2010)

Biggest Losing Margin: 39 (115-76; Feb. 20, 2002)

Most Points Scored: 137 (Dec. 2, 1976)

Most Points Allowed: 143 (Dec. 31, 1969)

Fewest Points Scored: 76 (2x: last Feb. 20, 2002)

Fewest Points Allowed: 80 (2x: last Jan. 23, 2006)

Season-by-Season Results

1968-69: 2-4	1984-85: 0-2	2001-02: 1-1
1969-70: 0-6	1985-86: 0-2	2002-03: 1-1
1970-71: 1-4	1986-87: 0-2	2003-04: 2-0
1971-72: 0-5	1987-88: 2-0	2004-05: 1-1
1972-73: 1-3	1988-89: 1-1	2005-06: 2-0
1973-74: 0-4	1989-90: 1-1	2006-07: 2-0
1974-75: 3-1	1990-91: 2-0	2007-08: 2-0
1975-76: 2-2	1991-92: 1-1	2008-09: 1-1
1976-77: 3-1	1992-93: 1-1	2009-10: 2-0
1977-78: 1-3	1993-94: 1-1	2010-11: 1-1
1978-79: 2-2	1994-95: 1-1	2011-12: 0-1
1979-80: 1-1	1995-96: 2-0	2012-13: 1-1
1980-81: 0-2	1996-97: 1-1	2013-14: 2-0
1981-82: 1-1	1997-98: 1-1	2014-15: 2-0
1982-83: 0-2	1999-00: 0-2	2015-16: 1-1
1983-84: 1-1	2000-01: 2-0	2016-17: 1-1

2016-17 Rockets vs. Bucks Game-by-Game Results

DATE	GAME	FG-A	PCT	3FG-A	PCT	FT-A	PCT	OR-DR-REB	AST	PF	ST	TO	BS	PTS
1/18	@ HOUSTON	43-95	.453	14-44	.318	11-15	.733	13-33-46	25	17	9	10	12	111
15,782	Milwaukee	37-93	.398	14-44	.318	11-14	.786	15-35-50	26	14	8	18	8	92
1/23	HOUSTON	39-77	.506	14-35	.400	22-28	.786	5-23-28	26	22	11	22	4	114
14,016	@ Milwaukee	47-80	.588	11-23	.478	22-27	.815	7-30-37	31	20	17	19	6	127

2016-17 Rockets vs. Bucks

PLAYER	G-GS	MIN	FIELD GOALS		3-POINT FG		FT-FTA	PCT	REBOUNDS			AST	PF-DQ	STL	TO	BLK	PTS	AVG
			FG-FGA	PCT	FG-FGA	PCT			OFF	DEF	TOT							
Harden	2-2	76	20-35	.571	6-15	.400	18-20	.900	4	14	14	20	5-0	3	13	3	64	32.0
Gordon	2-0	60	12-29	.414	10-25	.400	0-0	---	1	5	6	3	4-0	0	5	0	34	17.0
Anderson	1-1	29	6-11	.545	3-7	.429	1-1	1.000	1	0	1	1	4-0	1	1	0	16	16.0
Beverley	2-2	68	12-20	.600	6-11	.545	0-0	---	2	7	9	8	5-0	4	3	2	30	15.0
Hilaro	2-0	32	8-12	.667	0-0	---	6-10	.600	3	5	8	3	2-0	4	2	2	22	11.0
Capela	2-1	33	9-15	.600	0-0	---	3-5	.600	2	4	6	1	4-0	0	0	2	21	10.5
Ariza	2-2	79	4-15	.267	3-12	.250	2-2	1.000	1	10	11	9	4-0	5	2	1	13	6.5
Harrell	2-1	31	5-9	.556	0-0	---	2-3	.667	4	4	8	4	4-0	0	3	5	12	6.0
Dekker	2-0	41	4-16	.250	0-5	.000	1-2	.500	3	3	6	1	1-0	0	1	0	9	4.5
McDaniels	1-0	2	1-1	1.000	0-0	---	0-0	---	0	0	0	0	1-0	0	0	0	2	2.0
Brewer	2-1	25	1-7	.143	0-4	.000	0-0	---	1	3	4	1	5-0	3	1	1	2	1.0
Brown	1-0	2	0-1	.000	0-0	---	0-0	---	0	1	1	0	0-0	0	0	0	0	0.0
Ennis	1-0	2	0-1	.000	0-0	---	0-0	---	0	0	0	0	0-0	0	0	0	0	0.0
ROCKETS	2	480	82-172	.477	28-79	.354	33-43	.767	18	56	74	51	39-0	20	32	16	225	112.5

2016-17 Bucks vs. Rockets

PLAYER	G-GS	MIN	FIELD GOALS		3-POINT FG		FT-FTA	PCT	REBOUNDS			AST	PF-DQ	STL	TO	BLK	PTS	AVG
			FG-FGA	PCT	FG-FGA	PCT			OFF	DEF	TOT							
Antetokounmpo	2-2	73	24-37	.649	3-7	.429	12-14	.857	4	14	18	9	6-0	2	9	7	63	31.5
Parker	2-2	71	16-34	.471	2-7	.286	9-11	.818	2	12	14	9	5-0	3	5	2	43	21.5
Beasley	1-0	24	6-14	.429	2-3	.667	0-0	---	3	5	8	2	1-0	0	1	2	14	14.0
Dellavedova	2-1	48	7-12	.583	3-7	.429	4-5	.800	0	3	3	9	4-0	1	5	0	21	10.5
Monroe	2-0	45	8-17	.471	0-1	.000	3-4	.750	4	10	14	3	4-0	3	6	1	19	9.5
Snell	2-2	56	6-9	.667	5-6	.833	0-0	---	0	6	6	4	5-0	3	2	0	17	8.5
Brogdon	2-1	65	5-20	.250	1-6	.167	2-4	.500	6	5	11	17	2-0	5	7	0	13	6.5
Plumlee	2-1	23	4-6	.667	0-0	---	2-2	1.000	1	2	3	1	2-0	1	0	1	10	5.0
Henson	1-1	19	2-3	.667	0-0	---	0-0	---	1	4	5	0	3-0	1	1	1	4	4.0
Terry	2-0	26	3-7	.429	2-5	.400	0-0	---	1	0	1	2	0-0	3	0	0	8	4.0
Maker	1-0	3	1-2	.500	0-1	.000	1-1	1.000	0	2	2	0	0-0	0	0	0	3	3.0
Vaughn	1-0	3	1-3	.333	0-1	.000	0-0	---	0	0	0	0	0-0	1	0	0	2	2.0
Teletovic	2-0	26	1-9	.111	0-7	.000	0-0	---	0	2	2	1	2-0	2	1	0	2	1.0
BUCKS	2	480	84-173	.486	18-51	.353	33-41	.805	22	65	87	57	34-0	25	37	14	219	109.5

Minnesota Timberwolves



SEASON SERIES

	2016-17	All-Time	Playoffs
Overall	3-1	72-40	3-0
Home	2-0	40-15	2-0
Away	1-1	31-25	1-0
Neutral	0-0	1-0	0-0

2017-18 Season Series vs. Timberwolves

Thursday, Jan. 18 at Houston, 8:30 p.m.

Tuesday, Feb. 13 at Minnesota, 7 p.m.

Friday, Feb. 23, at Houston, 7 p.m.

Sunday, March 18 at Minnesota, 6 p.m.

Series Information

Current Streak: Won 2

Current Home Streak: Won 9

Current Road Streak: Lost 1

Longest Winning Streak: 13 (Feb. 5, 2007-Jan. 24, 2011)

Longest Losing Streak: 6 (Jan. 25, 2000-Jan. 1, 2001)

Biggest Winning Margin: 31 (113-82; Jan. 11, 2008)

Biggest Losing Margin: 32 (122-90; Mar. 30, 2000)

Most Points Scored: 142 (Feb. 25, 2017)

Most Points Allowed: 130 (Feb. 25, 2017)

Fewest Points Scored: 75 (2x: last Dec. 16, 2003)

Season-by-Season Results

1989-90: 2-2 2005-06: 2-2

1990-91: 5-0 2006-07: 2-2

1991-92: 3-2 2007-08: 3-0

1992-93: 4-2 2008-09: 4-0

1993-94: 4-1 2009-10: 3-0

1994-95: 3-2 2010-11: 3-1

1995-96: 2-2 2011-12: 1-3

1996-97: 4-0 2012-13: 2-1

1997-98: 1-3 2013-14: 3-1

1998-99: 2-1 2014-15: 4-0

1999-00: 0-4 2015-16: 3-0

2000-01: 2-2 2016-17: 3-1

2001-02: 2-2

2002-03: 2-2

2003-04: 2-2

2004-05: 1-2

2016-17 Rockets vs. Timberwolves Game-by-Game Results

DATE	GAME	FG-A	PCT	3FG-A	PCT	FT-A	PCT	OR-DR-REB	AST	PF	ST	TO	BS	PTS
12/17	HOUSTON	39-96	.406	17-51	.333	16-20	.800	10-37-47	25	22	14	17	4	111
14/689	@ Minnesota	41-92	.446	7-21	.333	20-27	.741	13-42-55	29	21	9	22	6	109
1/11	HOUSTON	36-87	.414	15-42	.357	18-22	.818	7-25-32	23	23	7	16	4	105
13/858	@ Minnesota	44-81	.543	8-23	.348	23-25	.920	9-40-49	31	19	8	18	9	119
2/25	@ HOUSTON	44-94	.468	22-58	.379	32-42	.762	13-19-32	32	21	15	13	6	142
18/055	Minnesota	49-94	.521	9-26	.346	23-28	.821	21-37-58	28	26	10	25	2	130
4/12	@ HOUSTON	45-97	.464	19-56	.339	14-22	.636	16-31-47	37	14	11	10	7	123
18/055	Minnesota	48-91	.527	11-23	.478	11-15	.733	10-39-49	37	15	7	15	3	118

2016-17 Rockets vs. Timberwolves

PLAYER	G-GS	MIN	FIELD GOALS			3-POINT FG			FT-FTA	PCT	REBOUNDS			AST	PF-DQ	STL	TO	BLK	PTS	AVG
			FG-FGA	PCT	FG-FGA	PCT	OFF	DEF			TOT									
Harden	4-4	152	32-71	.451	15-43	.349	33-42	.786	1	29	30	47	9-0	8	24	6	112	28.0		
Anderson	4-4	130	27-67	.403	22-58	.379	8-10	.800	7	10	17	11	10-0	4	3	1	84	21.0		
Capela	3-3	67	23-26	.885	0-0	---	2-5	.400	10	13	23	4	4-0	2	5	4	48	16.0		
Gordon	3-0	93	16-40	.400	11-30	.367	2-2	1.000	2	8	10	8	8-0	4	1	1	45	15.0		
Ariza	4-4	148	19-51	.373	11-34	.324	8-11	.727	7	9	16	9	6-0	5	4	1	57	14.3		
L. Williams	2-0	51	5-22	.227	3-14	.214	11-13	.846	0	5	5	8	2-0	4	4	0	24	12.0		
Beverley	4-4	137	9-30	.300	5-14	.357	8-10	.800	8	19	27	22	15-0	11	5	2	31	7.8		
Hilario	4-0	64	14-23	.609	1-1	1.000	2-6	.333	3	7	10	1	10-0	5	2	3	31	7.8		
Dekker	3-0	55	7-17	.412	3-9	.333	1-2	.500	5	3	8	4	1-0	1	2	1	18	6.0		
Harrell	3-1	40	6-11	.545	0-0	---	5-5	1.000	2	5	7	2	9-0	2	1	0	17	5.7		
Brewer	2-0	37	4-12	.333	1-3	.333	0-0	---	1	2	3	1	5-0	1	3	2	9	4.5		
T. Williams	1-0	3	1-2	.500	0-0	---	0-0	---	0	0	0	0	0-0	0	0	0	2	2.0		
Brown	2-0	3	1-1	1.000	1-1	1.000	0-0	---	0	1	1	0	0-0	0	0	0	3	1.5		
Ennis	1-0	1	0-0	---	0-0	---	0-0	---	0	1	1	0	0-0	0	0	0	0	0.0		
McDaniels	1-0	1	0-1	.000	0-0	---	0-0	---	0	0	0	0	0-0	0	0	0	0	0.0		
Onuaku	1-0	1	0-0	---	0-0	---	0-0	---	0	0	0	0	0-0	0	0	0	0	0.0		
Taylor	1-0	1	0-0	---	0-0	---	0-0	---	0	0	0	0	1-0	0	0	0	0	0.0		
Wiltjer	1-0	1	0-0	---	0-0	---	0-0	---	0	0	0	0	0-0	0	0	0	0	0.0		
ROCKETS	4	985	164-374	.439	73-207	.353	80-106	.755	46	112	158	117	80-0	47	56	21	481	120.3		

2016-17 Timberwolves vs. Rockets

PLAYER	G-GS	MIN	FIELD GOALS			3-POINT FG			FT-FTA	PCT	REBOUNDS			AST	PF-DQ	STL	TO	BLK	PTS	AVG
			FG-FGA	PCT	FG-FGA	PCT	OFF	DEF			TOT									
Towns	4-4	154	53-86	.616	5-13	.385	18-21	.857	14	63	77	16	11-0	3	16	5	129	32.3		
LaVine	1-1	45	9-18	.500	3-7	.429	3-5	.600	0	2	2	6	4-0	1	8	0	24	24.0		
Wiggins	4-4	148	34-76	.447	5-16	.313	19-24	.792	4	10	14	12	14-0	7	14	2	92	23.0		
Muhammad	4-0	83	23-44	.523	4-12	.333	11-15	.733	6	12	18	3	4-0	2	4	1	61	15.3		
Rubio	3-3	108	6-20	.300	3-9	.333	16-17	.941	3	11	14	35	6-0	6	10	0	31	10.3		
Bejelic	3-0	49	10-18	.556	4-9	.444	4-4	1.000	4	8	12	0	9-0	1	7	0	28	9.3		
Dieng	4-4	122	17-26	.654	0-1	.000	2-4	.500	8	21	29	7	10-0	4	8	4	36	9.0		
Jones	3-0	49	8-17	.471	4-9	.444	3-4	.750	1	7	8	13	2-0	3	1	1	23	7.7		
Rush	3-3	93	7-16	.438	6-12	.500	0-0	---	3	7	10	7	2-0	3	2	3	20	6.7		
Dunn	4-1	75	11-30	.367	1-5	.200	1-1	1.000	4	8	12	20	12-0	4	5	3	24	6.0		
Casspi	1-0	19	2-4	.500	0-0	---	0-0	---	2	1	3	2	2-0	0	0	0	4	4.0		
Aldrich	3-0	34	2-3	.667	0-0	---	0-0	---	4	7	11	3	5-0	0	1	1	4	1.3		
Payne	1-0	5	0-0	---	0-0	---	0-0	---	0	1	1	1	0-0	0	0	0	0	0.0		
TIMBERWOLVES	4	985	182-358	.508	35-93	.376	77-95	.811	53	158	211	125	81-0	34	80	20	476	119.0		

New Orleans Pelicans



SEASON SERIES

	2016-17	All-Time	Playoffs
Overall	3-1	31-24	0-0
Home	2-0	19-9	0-0
Away	1-1	12-15	0-0
Neutral	0-0	0-0	0-0

2017-18 Season Series vs. Pelicans

Monday, Dec. 11 at Houston, 7 p.m.

Friday, Jan. 26 at New Orleans, 7 p.m.

Saturday, March 17 at New Orleans, 6 p.m.

Saturday, March 24 at Houston, 6 p.m.

Series Information

Current Streak: Won 1

Current Home Streak: Won 5

Current Road Streak: Lost 1

Longest Winning Streak: 6 (Dec. 29, 2002-Mar. 25, 2005)

Longest Losing Streak: 5 (Jan. 2, 2010-Jan. 14, 2011)

Biggest Winning Margin: 22 (122-100; Dec. 16, 2016)

Biggest Losing Margin: 28 (83-111; Jan. 2, 2015)

Most Points Scored: 122 (Dec. 16, 2016)

Most Points Allowed: 128 (Mar. 17, 2017)

Fewest Points Scored: 69 (Mar. 19, 2008)

Season-by-Season Results

2002-03: 1-1

2003-04: 2-0

2004-05: 3-1

2005-06: 1-3

2006-07: 1-3

2007-08: 2-2

2008-09: 3-1

2009-10: 1-3

2010-11: 1-3

2011-12: 2-1

2012-13: 3-1

2013-14: 3-1

2014-15: 2-2

2015-16: 3-1

2016-17: 3-1

2016-17 Rockets vs. Pelicans Game-by-Game Results

DATE	GAME	FG-A	PCT	3FG-A	PCT	FT-A	PCT	OR-DR-REB	AST	PF	ST	TO	BS	PTS
12/16	@ HOUSTON	42-94	.447	24-61	.393	14-19	.737	13-44-57	27	18	7	14	4	122
16,728	New Orleans	40-98	.408	9-27	.333	11-20	.550	13-34-47	17	16	4	11	6	100
2/23	HOUSTON	45-91	.495	20-51	.392	19-24	.792	12-36-48	28	25	12	17	5	129
18,470	@ New Orleans	36-89	.419	6-31	.194	21-26	.808	11-33-44	24	21	10	20	8	99
3/17	HOUSTON	37-91	.407	13-40	.325	25-32	.781	10-36-46	18	19	6	13	3	112
17,972	@ New Orleans	49-92	.533	12-34	.353	18-24	.750	9-45-54	29	20	8	13	7	128
3/24	@ HOUSTON	44-93	.473	14-39	.359	15-20	.750	15-44-59	29	19	5	19	3	117
18,055	New Orleans	41-91	.451	14-38	.368	11-14	.786	6-30-36	28	15	9	10	7	107

2016-17 Rockets vs. Pelicans

PLAYER	G-GS	MIN	FIELD GOALS			3-POINT FG			FT-FTA	PCT	REBOUNDS			AST	PF-DQ	STL	TO	BLK	PTS	AVG
			FG-FGA	PCT	FG-FGA	PCT	OFF	DEF			TOT									
Harden	4-4	141	34-69	.493	16-40	.400	37-42	.881	5	31	36	55	7-0	7	16	1	121	30.3		
Gordon	4-0	124	24-56	.429	16-38	.421	10-11	.909	2	7	9	9	5-0	4	9	1	74	18.5		
L. Williams	3-0	75	15-36	.417	7-17	.412	9-12	.750	2	3	5	6	1-0	0	3	0	46	15.3		
Anderson	4-4	110	16-42	.381	10-29	.345	4-4	1.000	7	8	15	0	8-0	1	3	0	46	11.5		
Ariza	4-4	121	16-47	.340	10-33	.303	3-4	.750	1	28	29	3	7-0	5	2	1	45	11.3		
Beverley	4-4	126	14-33	.424	8-21	.381	3-4	.750	11	25	36	16	14-0	6	14	0	39	9.8		
Capela	4-3	89	19-30	.633	0-0	---	1-6	.167	10	26	36	2	16-1	1	7	9	39	9.8		
Harrell	3-0	49	13-15	.867	0-1	.000	3-7	.429	4	13	17	3	13-1	0	1	1	29	9.7		
Hilario	3-1	48	11-21	.524	0-0	---	1-3	.333	5	9	14	3	7-0	4	3	1	23	7.7		
Dekker	4-0	54	4-14	.286	3-8	.375	2-2	1.000	2	9	11	2	2-0	1	0	1	13	3.3		
Wiltjer	1-0	3	1-2	.500	1-1	1.000	0-0	---	1	1	2	1	0-0	1	0	0	3	3.0		
Brewer	1-0	16	1-2	.500	0-1	.000	0-0	---	0	0	0	1	1-0	0	1	0	2	2.0		
Brown	2-0	6	0-2	.000	0-2	.000	0-0	---	0	0	0	1	0-0	0	1	0	0	0.0		
ROCKETS	4	960	168-369	.455	71-191	.372	73-95	.768	50	160	210	102	81-2	30	63	15	480	120.0		

2016-17 Pelicans vs. Rockets

PLAYER	G-GS	MIN	FIELD GOALS		3-POINT FG		FT-FTA	PCT	REBOUNDS			AST	PF-DQ	STL	TO	BLK	PTS	AVG
			FG-FGA	PCT	FG-FGA	PCT			OFF	DEF	TOT							
Cousins	2-2	65	21-44	.477	6-14	.429	8-10	.800	5	14	19	9	8-0	6	4	8	56	28.0
Davis	4-4	134	41-80	.513	0-5	.000	23-30	.767	8	37	45	8	7-0	6	9	6	105	26.3
Jones	1-0	29	7-14	.500	0-2	.000	2-6	.333	3	5	8	1	2-0	0	1	1	16	16.0
Hill	3-3	101	12-25	.480	10-20	.500	8-9	.889	1	11	12	16	8-0	2	7	0	42	14.0
Holiday	4-4	137	24-56	.429	5-26	.192	1-3	.333	2	12	14	20	4-0	5	12	8	54	13.5
Casspi	1-0	24	5-9	.556	2-4	.500	0-0	---	1	1	2	0	3-0	0	2	0	12	12.0
Heild	1-1	26	4-10	.400	3-4	.750	0-0	---	0	5	5	1	4-0	0	2	0	11	11.0
Selden	1-1	19	4-5	.800	3-4	.750	0-0	---	0	1	1	0	1-0	1	2	0	11	11.0
Diallo	1-0	22	4-5	.800	0-0	---	2-2	1.000	2	5	7	1	1-0	0	1	1	10	10.0
Crawford	2-0	37	7-20	.350	3-10	.300	2-3	.667	1	5	6	5	4-0	1	4	0	19	9.5
Ajina	2-1	32	5-11	.455	0-0	---	5-6	.833	4	8	12	1	7-0	1	3	2	15	7.5
Moore	4-2	101	11-29	.379	3-10	.300	4-4	1.000	1	12	13	11	6-0	3	1	1	29	7.3
Galloway	1-0	21	3-10	.300	1-5	.200	0-1	.000	1	0	1	3	2-0	0	0	0	7	7.0
Frazier	4-1	96	10-30	.333	3-16	.188	2-3	.667	5	11	16	19	4-0	2	1	0	25	6.3
Motiejunas	1-0	10	2-3	.667	1-2	.500	1-1	1.000	0	2	2	0	3-0	0	2	0	6	6.0
Cunningham	3-1	89	5-9	.556	1-5	.200	1-2	.500	4	13	17	2	6-0	2	3	1	12	4.0
Thompson	1-0	5	1-3	.333	0-1	.000	1-2	.500	0	0	0	0	1-0	0	0	0	3	3.0
Williams	1-0	12	0-4	.000	0-2	.000	1-2	.500	1	0	1	1	1-0	2	0	0	1	1.0
PELICANS	4	960	166-367	.452	41-130	.315	61-84	.726	39	142	181	98	72-0	31	54	28	434	108.5

New York Knicks



SEASON SERIES

	2016-17	All-Time	Playoffs
Overall	2-0	68-71	6-4
Home	1-0	41-28	5-1
Away	1-0	27-41	1-3
Neutral	0-0	1-1	0-0

2017-18 Season Series vs. Knicks

Saturday, Nov. 11 at Houston, 7 p.m.

Saturday, Nov. 25 at Houston, 7 p.m.

Series Information

Current Streak: Won 3

Current Home Streak: Won 1

Current Road Streak: Won 7

Longest Winning Streak: 11 (Jan. 9, 2009-Jan. 8, 2015)

Longest Losing Streak: 10 (Oct. 28, 1971-Jan. 12, 1973)

Biggest Winning Margin: 31 (111-79; Jan. 8, 2004)

Biggest Losing Margin: 30 (125-95; Feb. 11, 1993)

Most Points Scored: 139 (Mar. 19, 1980)

Most Points Allowed: 130 (Nov. 20, 1979)

Fewest Points Scored: 74 (2x: last Feb. 22, 1998)

Fewest Points Allowed: 71 (Jan. 21, 2004)

Season-by-Season Results

1967-68: 1-6	1983-84: 0-2	2000-01: 2-0	2016-17: 2-0
1968-69: 3-3	1984-85: 2-0	2001-02: 1-1	
1969-70: 1-5	1985-86: 2-0	2002-03: 0-2	
1970-71: 1-4	1986-87: 1-1	2003-04: 2-0	
1971-72: 0-5	1987-88: 1-1	2004-05: 1-1	
1972-73: 1-5	1988-89: 0-2	2005-06: 2-0	
1973-74: 4-2	1989-90: 1-1	2006-07: 2-0	
1974-75: 1-3	1990-91: 2-0	2007-08: 2-0	
1975-76: 3-2	1991-92: 1-1	2008-09: 1-1	
1976-77: 2-2	1992-93: 1-1	2009-10: 2-0	
1977-78: 2-2	1993-94: 2-0	2010-11: 2-0	
1978-79: 4-0	1994-95: 0-2	2011-12: 1-0	
1979-80: 3-3	1995-96: 0-2	2012-13: 2-0	
1980-81: 0-2	1996-97: 1-1	2013-14: 2-0	
1981-82: 1-1	1997-98: 1-1	2014-15: 2-0	
1982-83: 0-2	1999-00: 0-2	2015-16: 1-1	

2016-17 Rockets vs. Knicks Game-by-Game Results

DATE	GAME	FG-A	PCT	3FG-A	PCT	FT-A	PCT	OR-DR-REB	AST	PF	ST	TO	BS	PTS
11/2	HOUSTON	42-89	.472	15-40	.375	19-27	.704	19-35-54	25	21	12	20	8	118
18/12	@ New York	37-85	.435	8-20	.400	17-25	.680	7-27-34	18	22	10	16	6	99
12/31	@ HOUSTON	42-92	.457	21-55	.382	24-29	.828	10-36-46	30	20	3	13	2	129
18/05	New York	47-105	.448	10-32	.313	18-25	.720	13-35-48	21	20	7	7	3	122

2016-17 Rockets vs. Knicks

PLAYER	G-GS	MIN	FIELD GOALS			3-POINT FG			REBOUNDS			AST	PF-DQ	STL	TO	BLK	PTS	AVG
			FG-FGA	PCT	FG-FGA	PCT	FT-FTA	PCT	OFF	DEF	TOT							
Harden	2-2	76	23-42	.548	14-28	.500	23-26	.885	4	18	22	32	3-0	2	11	0	83	41.5
Anderson	2-2	64	14-27	.519	8-17	.471	5-6	.833	7	8	15	1	4-0	0	3	2	41	20.5
Gordon	2-1	61	11-30	.367	9-22	.409	5-6	.833	0	5	5	3	5-0	2	4	0	36	18.0
Harrell	2-1	60	14-18	.778	0-0	---	2-3	.667	5	9	14	4	6-0	1	4	3	30	15.0
Ariza	2-2	69	8-25	.320	3-15	.200	3-4	.750	0	11	11	7	3-0	6	0	0	22	11.0
Capela	1-1	21	4-6	.667	0-0	---	0-3	.000	5	1	6	1	3-0	1	1	1	8	8.0
Brewer	2-1	43	4-8	.500	1-3	.333	2-2	1.000	2	5	7	5	8-0	1	3	0	11	5.5
McDaniels	1-0	19	1-3	.333	1-2	.500	2-2	1.000	0	3	3	0	1-0	1	1	4	5	5.0
Dekker	2-0	32	2-9	.222	0-4	.000	1-2	.500	5	7	12	2	1-0	1	3	0	5	2.5
Ennis	2-0	16	2-6	.333	0-0	---	0-0	---	0	1	1	0	4-0	0	1	0	4	2.0
Hilario	1-0	12	1-2	.500	0-0	---	0-2	.000	1	1	2	0	1-0	0	0	0	2	2.0
Brown	1-0	4	0-2	.000	0-1	.000	0-0	---	0	0	0	0	1-0	0	0	0	0	0.0
Wiljier	1-0	4	0-3	.000	0-3	.000	0-0	---	0	2	2	0	1-0	0	1	0	0	0.0
ROCKETS	2	480	84-181	.464	36-95	.379	43-56	.768	29	71	100	55	41-0	15	33	10	247	123.5

2016-17 Knicks vs. Rockets

PLAYER	G-GS	MIN	FIELD GOALS			3-POINT FG			REBOUNDS			AST	PF-DQ	STL	TO	BLK	PTS	AVG
			FG-FGA	PCT	FG-FGA	PCT	FT-FTA	PCT	OFF	DEF	TOT							
Jennings	2-1	64	15-29	.517	3-10	.300	11-15	.733	1	7	8	10	2-0	0	3	1	44	22.0
Rose	2-2	70	16-41	.390	1-3	.333	4-5	.800	3	6	9	11	2-0	4	2	0	37	18.5
Lee	1-1	28	7-12	.583	2-4	.500	0-0	---	0	0	0	1	3-0	2	1	1	16	16.0
Anthony	2-2	50	11-26	.423	1-6	.167	5-7	.714	2	6	8	4	6-0	1	6	0	28	14.0
Holiday	2-0	48	9-22	.409	5-12	.417	0-0	---	1	7	8	2	7-0	4	4	0	23	11.5
Kuzminkas	2-0	22	6-12	.500	3-6	.500	5-6	.833	1	2	3	1	3-0	2	0	0	20	10.0
Noah	2-2	47	7-12	.583	0-0	---	1-5	.200	5	13	18	6	3-0	1	0	1	15	7.5
Thomas	2-1	42	4-11	.364	2-5	.400	4-4	1.000	0	3	3	1	5-0	0	2	0	14	7.0
Baker	1-0	16	1-5	.200	1-3	.333	1-2	.500	1	0	1	2	1-0	1	1	0	4	4.0
Ndour	2-0	28	4-5	.800	0-0	---	0-0	---	1	2	3	0	4-0	1	1	1	8	4.0
O'Quinn	1-0	5	2-2	1.000	0-0	---	0-0	---	0	1	1	0	0-0	0	0	2	4	4.0
Hernandez	1-0	19	1-5	.200	0-1	.000	1-2	.500	3	7	10	0	1-0	0	1	1	3	3.0
Porzingis	1-1	28	0-4	.000	0-0	---	3-7	.429	2	6	8	0	4-0	1	1	2	3	3.0
Vujacic	2-0	14	1-4	.250	0-2	.000	0-0	---	0	2	2	1	1-0	0	1	0	2	1.0
KNICKS	2	480	84-190	.442	18-52	.346	35-50	.700	20	62	82	39	42-0	17	23	9	221	110.5

Oklahoma City Thunder



SEASON SERIES

	2016-17	All-Time	Playoffs
Overall	3-1	106-107	17-25
Home	2-0	66-38	12-9
Away	1-1	36-65	5-16
Neutral	0-0	4-4	0-0

2017-18 Season Series vs. Thunder

Monday, Dec. 25 at Oklahoma City, 7 p.m.
 Tuesday, March 6 at Oklahoma City, 7 p.m.
 Saturday, April 7 at Houston, 7:30 p.m.

Series Information

Current Streak: Won 3
Current Home Streak: Won 3
Current Road Streak: Won 1
Longest Winning Streak: 13 (Jan. 3, 2007-Dec. 19, 2009)
Longest Losing Streak: 9 (Apr. 16, 1994-Apr. 15, 1996)
Biggest Winning Margin: 40 (113-73; Apr. 13, 1997)
Biggest Losing Margin: 56 (136-80; Dec. 6, 1986)
Most Points Scored: 148 (Nov. 14, 1969)
Most Points Allowed: 143 (Nov. 15, 1980)
Fewest Points Scored: 69 (Nov. 16, 2014)
Fewest Points Allowed: 65 (Nov. 16, 2014)

Season-by-Season Results

1967-68: 3-5	1983-84: 3-2	1999-00: 1-3	2015-16: 2-2
1968-69: 3-3	1984-85: 3-2	2000-01: 2-2	2016-17: 3-1
1969-70: 4-2	1985-86: 3-2	2001-02: 2-2	
1970-71: 5-1	1986-87: 1-4	2002-03: 2-2	
1971-72: 3-3	1987-88: 3-2	2003-04: 1-3	
1972-73: 2-2	1988-89: 2-2	2004-05: 3-1	
1973-74: 1-3	1989-90: 2-2	2005-06: 3-1	
1974-75: 1-3	1990-91: 2-2	2006-07: 3-0	
1975-76: 2-2	1991-92: 1-3	2007-08: 4-0	
1976-77: 3-1	1992-93: 1-3	2008-09: 3-0	
1977-78: 0-4	1993-94: 2-2	2009-10: 3-1	
1978-79: 2-2	1994-95: 0-4	2010-11: 1-3	
1979-80: 1-1	1995-96: 0-4	2011-12: 2-2	
1980-81: 4-1	1996-97: 3-1	2012-13: 1-2	
1981-82: 2-3	1997-98: 1-3	2013-14: 1-3	
1982-83: 1-4	1998-99: 2-1	2014-15: 3-0	

2016-17 Rockets vs. Thunder Game-by-Game Results

DATE	GAME	FG-A	PCT	3FG-A	PCT	FT-A	PCT	OR-DR-REB	AST	PF	ST	TO	BS	PTS
11/16	HOUSTON	40-92	.435	14-40	.350	9-14	.643	12-35-47	25	10	10	16	4	103
18/203	@ Oklahoma City	40-84	.476	12-25	.480	13-14	.929	5-39-44	25	15	7	16	7	105
12/9	HOUSTON	36-92	.391	11-42	.262	19-30	.633	16-36-52	26	24	9	15	1	102
18/203	@ Oklahoma City	34-81	.420	7-28	.250	24-31	.774	9-37-46	18	19	9	18	5	99
1/5	@ HOUSTON	41-86	.477	15-39	.385	21-30	.700	9-34-43	27	20	6	10	3	118
18/055	Oklahoma City	41-91	.451	12-30	.400	22-27	.815	16-38-54	15	21	6	9	9	116
3/26	@ HOUSTON	50-79	.633	20-39	.513	17-21	.810	2-34-36	32	23	8	20	4	137
18/055	Oklahoma City	47-94	.500	11-30	.367	20-28	.714	16-26-42	27	21	15	16	3	125


2016-17 Rockets vs. Thunder

PLAYER	G-GS	MIN	FIELD GOALS		3-POINT FG		FT-FTA	PCT	REBOUNDS		AST	PF-DQ	STL	TO	BLK	PTS	AVG	
			FG-FGA	PCT	FG-FGA	PCT			OFF	DEF								TOT
L. Williams	1-0	31	11-15	.733	7-8	.875	2-2	1.000	0	3	3	4	1-0	1	3	0	31	31.0
Harden	4-4	148	24-70	.343	7-31	.226	27-34	.794	5	24	29	49	13-0	6	25	1	82	20.5
Gordon	4-2	137	25-63	.397	15-37	.405	11-11	1.000	2	11	13	11	9-0	1	6	1	76	19.0
Hilaro	4-1	78	23-30	.767	0-1	.000	11-18	.611	2	13	15	5	13-0	4	8	2	57	14.3
Anderson	3-3	97	15-39	.385	10-27	.370	0-0	---	5	10	15	2	3-0	1	1	0	40	13.3
Ariza	4-4	142	19-43	.442	11-30	.367	3-3	1.000	4	20	24	13	3-0	9	3	2	52	13.0
Capela	3-3	67	15-24	.625	0-0	---	7-11	.636	8	21	29	0	8-0	1	3	5	37	12.3
Ennis	1-0	11	4-5	.800	1-1	1.000	0-0	---	0	2	2	2	0-0	1	0	0	9	9.0
Dekker	4-0	74	13-18	.722	4-7	.571	4-8	.500	2	8	10	5	4-0	3	1	0	34	8.5
Harrell	2-0	42	7-11	.636	0-0	---	1-6	.167	3	7	10	3	8-0	1	2	0	15	7.5
Beverley	3-3	91	5-20	.250	4-13	.308	0-0	---	6	16	22	13	13-0	5	6	0	14	4.7
Brewer	3-0	42	6-11	.545	1-5	.200	0-2	.000	2	4	6	3	2-0	0	1	1	13	4.3
ROCKETS	4	960	167-349	.479	60-160	.375	66-95	.695	39	139	178	110	77-0	33	61	12	460	115.0

2016-17 Thunder vs. Rockets

PLAYER	G-GS	MIN	FIELD GOALS		3-POINT FG		FT-FTA	PCT	REBOUNDS			AST	PF-DQ	STL	TO	BLK	PTS	AVG
			FG-FGA	PCT	FG-FGA	PCT			OFF	DEF	TOT							
Westbrook	4-4	148	46-103	.447	13-35	.371	40-50	.800	3	33	36	37	9-0	7	24	0	145	36.3
Oladipo	4-4	149	29-62	.468	14-30	.467	1-2	.500	3	25	28	12	10-0	5	9	0	73	18.3
Kanter	4-0	74	20-32	.625	0-1	.000	16-17	.941	11	16	27	5	11-0	1	2	3	56	14.0
Adams	4-4	116	16-28	.571	0-0	---	17-19	.895	6	22	28	7	5-0	4	8	5	49	12.3
Gibson	1-1	17	6-7	.857	0-0	---	0-0	---	3	1	4	1	2-0	1	1	0	12	12.0
Roberson	4-4	137	15-41	.366	2-14	.143	3-7	.429	9	22	31	7	15-0	7	2	5	35	8.8
Abrines	3-0	59	7-16	.438	5-13	.385	2-3	.667	1	1	2	3	4-0	4	1	0	21	7.0
Morrow	2-0	28	5-12	.417	2-5	.400	0-0	---	1	1	2	0	4-0	1	1	0	12	6.0
Sabonis	4-3	85	8-18	.444	1-4	.250	0-0	---	2	9	11	6	6-0	1	4	2	17	4.3
Grant	4-0	80	6-16	.375	3-6	.500	0-2	.000	3	8	11	3	7-0	2	0	9	15	3.8
McDermott	1-0	5	1-1	1.000	1-1	1.000	0-0	---	0	1	1	0	0-0	0	0	0	3	3.0
Christon	4-0	55	3-12	.250	1-3	.333	0-0	---	3	0	3	4	2-0	3	6	0	7	1.8
Cole	1-0	1	0-0	---	0-0	---	0-0	---	0	0	0	0	0-0	0	0	0	0	0.0
Collison	1-0	3	0-0	---	0-0	---	0-0	---	0	0	0	0	0-0	0	0	0	0	0.0
Lauvergne	1-0	4	0-2	.000	0-1	.000	0-0	---	0	1	1	0	1-0	1	0	0	0	0.0
THUNDER	4	960	162-350	.463	42-113	.372	79-100	.790	45	140	185	85	76-0	37	59	24	445	111.3

Orlando Magic



SEASON SERIES

	2016-17	All-Time	Playoffs
Overall	2-0	30-27	4-0
Home	1-0	18-10	2-0
Away	1-0	12-17	2-0
Neutral	0-0	0-0	0-0

2017-18 Season Series vs. Magic

Wednesday, Jan. 3 at Orlando, 6 p.m.

Tuesday, Jan. 30 at Houston, 7 p.m.

Series Information

Current Streak: Won 2

Current Home Streak: Won 5

Current Road Streak: Won 1

Longest Winning Streak: 6 (Jan. 8, 2003-Jan. 24, 2005)

Longest Losing Streak: 12 (Nov. 23, 1994-Feb. 16, 2001)

Biggest Winning Margin: 24 (2x; last: 128-104; Feb. 7, 2017)

Biggest Losing Margin: 32 (114-82; Mar. 30, 1991)

Most Points Scored: 146 (Apr. 8, 1990)

Most Points Allowed: 126 (Dec. 20, 1990)

Fewest Points Scored: 74 (2x; last Nov. 8, 2005)

Fewest Points Allowed: 76 (Nov. 8, 2005)**Fewest Points**

Season-by-Season Results

1989-90: 2-0	2005-06: 1-1
1990-91: 3-2	2006-07: 2-0
1991-92: 2-0	2007-08: 1-1
1992-93: 1-1	2008-09: 2-0
1993-94: 1-1	2009-10: 0-2
1994-95: 0-2	2010-11: 0-2
1995-96: 0-2	2011-12: 0-1
1996-97: 0-2	2012-13: 2-0
1997-98: 0-2	2013-14: 2-0
1998-99: 0-1	2014-15: 1-1
1999-00: 0-2	2015-16: 1-1
2000-01: 1-1	2016-17: 2-0
2001-02: 0-2	
2002-03: 2-0	
2003-04: 2-0	
2004-05: 2-0	

2016-17 Rockets vs. Magic Game-by-Game Results

DATE	GAME	FG-A	PCT	3FG-A	PCT	FT-A	PCT	OR-DR-REB	AST	PF	ST	TO	BS	PTS
1/6	HOUSTON	39-86	.453	15-49	.306	7-12	.583	12-33-45	26	15	12	16	1	100
1/9, 27, 2	@ Orlando	38-91	.418	8-23	.348	9-13	.692	19-30-49	18	14	8	15	2	93
2/7	@ HOUSTON	44-89	.494	16-38	.421	24-36	.667	10-32-42	31	15	9	11	2	128
15, 51, 4	Orlando	42-88	.477	6-25	.240	14-20	.700	10-37-47	28	23	7	16	4	104

2016-17 Rockets vs. Magic

PLAYER	G-GS	MIN	FIELD GOALS		3-POINT FG		FT-FTA		REBOUNDS			AST	PF-DQ	STL	TO	BLK	PTS	AVG
			FG-FGA	PCT	FG-FGA	PCT	FT-FTA	PCT	OFF	DEF	TOT							
Harden	2-2	70	11-36	.306	3-18	.167	14-20	.700	2	10	12	23	5-0	4	10	0	39	19.5
Gordon	2-0	62	12-30	.400	7-24	.292	4-5	.800	0	6	6	6	4-0	1	2	1	35	17.5
Capela	1-1	28	7-9	.778	0-0	---	3-8	.375	2	7	9	0	1-0	1	0	1	17	17.0
Ariza	2-2	65	12-25	.480	7-17	.412	2-3	.667	5	8	13	6	3-0	2	1	0	33	16.5
Beverley	2-2	60	13-20	.650	4-9	.444	1-1	1.000	5	10	15	10	5-0	4	5	0	31	15.5
Anderson	2-2	61	9-19	.474	6-11	.545	1-1	1.000	3	5	8	2	1-0	3	0	0	25	12.5
Harrell	1-1	22	3-6	.500	0-0	---	3-6	.500	1	3	4	1	2-0	1	2	1	9	9.0
Dekker	2-0	35	6-10	.600	4-6	.667	1-2	.500	4	5	9	3	3-0	1	1	0	17	8.5
Hilario	2-0	43	8-13	.615	0-0	---	1-1	1.000	0	7	7	2	3-0	4	3	0	17	8.5
McDaniels	1-0	2	1-1	1.000	0-0	---	0-0	---	0	0	0	0	1-0	0	0	0	2	2.0
Brewer	2-0	28	1-6	.167	0-2	.000	1-1	1.000	0	4	4	3	2-0	0	1	0	3	1.5
Brown	1-0	2	0-0	---	0-0	---	0-0	---	0	0	0	0	0-0	0	0	0	0	0.0
Ennis	1-0	2	0-0	---	0-0	---	0-0	---	0	0	0	1	0-0	0	0	0	0	0.0
ROCKETS	2	480	83-175	.474	31-87	.356	31-48	.646	22	65	87	57	30-0	21	27	3	228	114.0

2016-17 Magic vs. Rockets

PLAYER	G-GS	MIN	FIELD GOALS		3-POINT FG		FT-FTA		REBOUNDS			AST	PF-DQ	STL	TO	BLK	PTS	AVG
			FG-FGA	PCT	FG-FGA	PCT	FT-FTA	PCT	OFF	DEF	TOT							
Ibaka	2-2	74	21-37	.568	2-5	.400	0-2	.000	6	14	20	1	5-0	0	3	1	44	22.0
Fournier	2-2	72	11-29	.379	1-10	.100	8-9	.889	4	8	12	5	6-0	1	5	1	31	15.5
Augustin	2-0	52	6-14	.429	5-10	.500	13-17	.765	1	3	4	5	2-0	1	3	0	30	15.0
Gordon	2-2	55	10-19	.526	3-9	.333	2-3	.667	4	4	8	11	3-0	1	3	0	25	12.5
Vucevic	2-1	58	11-27	.407	1-1	1.000	0-0	---	10	21	31	5	7-0	3	4	2	23	11.5
Payton	2-2	52	11-21	.524	0-2	.000	0-0	---	1	3	4	10	2-0	4	3	0	22	11.0
Green	1-0	20	3-8	.375	1-3	.333	0-0	---	0	1	1	1	0-0	1	2	0	7	7.0
Hezonja	1-0	15	3-6	.500	1-2	.500	0-0	---	0	2	2	0	3-0	1	3	0	7	7.0
Biyombo	2-1	38	3-9	.333	0-0	---	0-2	.000	3	7	10	3	4-0	2	3	1	6	3.0
Watson	1-0	23	1-5	.200	0-2	.000	0-0	---	0	3	3	4	3-0	1	1	0	2	2.0
Meeks	1-0	14	0-2	.000	0-2	.000	0-0	---	0	1	1	0	0-0	0	1	1	0	0.0
Rudez	1-0	7	0-2	.000	0-2	.000	0-0	---	0	0	0	1	2-0	0	0	0	0	0.0
MAGIC	2	480	80-179	.447	14-48	.292	23-33	.697	29	67	96	46	37-0	15	31	6	197	98.5

Philadelphia 76ers



SEASON SERIES

	2016-17	All-Time	Playoffs
Overall	2-0	71-68	2-4
Home	1-0	43-25	1-2
Away	1-0	25-40	1-2
Neutral	0-0	3-3	0-0

2017-18 Season Series vs. Sixers

Wednesday, Oct. 25 at Philadelphia, 6 p.m.

Monday, Oct. 30 at Houston, 7 p.m.

Series Information

Current Streak: Won 7

Current Home Streak: Won 6

Current Road Streak: Won 3

Longest Winning Streak: 11 (Feb. 20, 1992-Jan. 10, 1997)

Longest Losing Streak: 5 (3x: last Dec. 28, 1982-Jan. 11, 1985)

Biggest Winning Margin: 50 (124-74; Mar. 18, 2007)

Biggest Losing Margin: 33 (134-101; Mar. 5, 1968)

Most Points Scored: 149 (Feb. 16, 1993)

Most Points Allowed: 159 (Jan. 25, 1970)

Fewest Points Scored: 73 (Dec. 8, 1999)

Fewest Points Allowed: 66 (Nov. 17, 2003)

Season-by-Season Results

1967-68: 1-6	1983-84: 0-2	2000-01: 1-1	2016-17: 2-0
1968-69: 2-4	1984-85: 1-1	2001-02: 1-1	
1969-70: 2-4	1985-86: 1-1	2002-03: 2-0	
1970-71: 2-3	1986-87: 0-2	2003-04: 2-0	
1971-72: 4-1	1987-88: 1-1	2004-05: 2-0	
1972-73: 5-1	1988-89: 0-2	2005-06: 1-1	
1973-74: 4-2	1989-90: 1-1	2006-07: 2-0	
1974-75: 2-2	1990-91: 2-0	2007-08: 0-2	
1975-76: 3-2	1991-92: 1-1	2008-09: 0-2	
1976-77: 1-3	1992-93: 2-0	2009-10: 1-1	
1977-78: 2-2	1993-94: 2-0	2010-11: 0-2	
1978-79: 0-4	1994-95: 2-0	2011-12: 1-0	
1979-80: 2-4	1995-96: 2-0	2012-13: 1-1	
1980-81: 0-2	1996-97: 2-0	2013-14: 1-1	
1981-82: 1-1	1997-98: 1-1	2014-15: 2-0	
1982-83: 0-2	1999-00: 1-1	2015-16: 2-0	

2016-17 Rockets vs. Sixers Game-by-Game Results

DATE	GAME	FG-A	PCT	3FG-A	PCT	FT-A	PCT	OR-DR-REB	AST	PF	ST	TO	BS	PTS
11/14	@ HOUSTON	44-91	.484	17-40	.425	10-17	.588	16-39-56	20	19	6	18	10	115
13/183	Philadelphia	34-90	.378	5-22	.227	15-17	.882	10-29-39	18	17	10	13	7	88
1/27	HOUSTON	42-81	.519	12-31	.387	27-28	.964	6-35-41	25	29	10	25	4	123
20/588	@ Philadelphia	42-78	.538	10-25	.400	24-32	.750	3-26-29	29	25	14	22	6	118

2016-17 Rockets vs. Sixers

PLAYER	G-GS	MIN	FIELD GOALS		3-POINT FG		FT-FTA	PCT	REBOUNDS			AST	PF-DQ	STL	TO	BLK	PTS	AVG
			FG-FGA	PCT	FG-FGA	PCT			OFF	DEF	TOT							
Harden	2-2	72	28-48	.583	10-19	.526	18-19	.947	3	14	20	22	6-0	3	10	2	84	42.0
Hilario	2-1	43	16-21	.762	0-1	.000	2-5	.400	5	5	10	2	7-0	0	6	2	34	17.0
Gordon	1-1	27	6-12	.500	4-7	.571	0-0	---	0	1	1	1	3-0	0	1	0	16	16.0
Capela	2-1	47	10-18	.556	0-0	---	5-6	.833	5	14	19	1	3-0	2	4	6	25	12.5
Ariza	2-2	76	7-20	.350	6-17	.353	4-4	1.000	1	12	13	4	4-0	7	2	1	24	12.0
Anderson	2-2	72	6-22	.273	4-15	.267	2-2	1.000	4	8	12	2	6-0	0	3	0	18	9.0
Ennis	1-0	15	3-6	.500	2-2	1.000	0-0	---	0	0	0	1	2-0	1	2	0	8	8.0
Beverley	1-1	33	2-5	.400	1-3	.333	2-2	1.000	0	3	3	6	5-0	0	3	0	7	7.0
Dekker	2-0	52	5-9	.556	1-3	.333	2-4	.500	4	6	10	4	8-0	2	4	2	13	6.5
McDaniels	1-0	6	1-2	.500	1-2	.500	0-0	---	0	2	2	0	1-0	0	1	0	3	3.0
Brewer	2-0	26	1-4	.250	0-1	.000	2-2	1.000	1	3	4	1	3-0	0	3	1	4	2.0
Harrell	1-0	6	1-3	.333	0-0	---	0-1	.000	0	1	1	1	0-0	1	1	0	2	2.0
Brown	1-0	5	0-2	.000	0-0	.000	0-0	---	0	1	1	0	0-0	0	0	0	0	0.0
ROCKETS	2	480	86-172	.500	29-71	.408	37-45	.822	22	74	96	45	48-0	16	43	14	238	

2016-17 Sixers vs. Rockets

PLAYER	G-GS	MIN	FIELD GOALS		3-POINT FG		FT-FTA	PCT	REBOUNDS			AST	PF-DQ	STL	TO	BLK	PTS	AVG
			FG-FGA	PCT	FG-FGA	PCT			OFF	DEF	TOT							
Embiid	2-2	51	17-30	.567	4-8	.500	7-7	1.000	3	14	17	5	8-0	4	11	4	45	22.5
Henderson	2-1	51	9-13	.692	3-3	1.000	3-4	.750	2	1	3	7	3-0	5	1	1	24	12.0
Saric	2-1	45	8-20	.400	1-4	.250	6-8	.750	1	9	10	4	2-0	1	2	1	23	11.5
Stauskas	2-1	57	8-21	.381	2-10	.200	3-4	.750	0	4	4	4	6-0	1	1	0	21	10.5
Covington	2-2	50	3-12	.250	1-8	.125	10-11	.909	0	6	6	2	7-0	2	3	0	17	8.5
Ilyasova	2-1	45	7-18	.389	1-5	.200	2-2	1.000	0	9	9	1	4-0	0	3	0	17	8.5
McConnell	2-1	49	6-9	.667	0-1	.000	5-7	.714	1	2	3	11	6-0	4	5	1	17	8.5
Luwawu	2-0	22	7-8	.875	1-1	1.000	1-1	1.000	0	2	2	0	1-0	1	4	0	16	8.0
Noel	1-0	20	2-3	.667	0-0	---	1-2	.500	1	3	4	3	1-0	2	0	2	5	5.0
Rodriguez	2-1	47	4-15	.267	2-6	.333	0-1	.000	0	2	2	8	1-0	3	3	1	10	5.0
Holmes	1-0	8	2-4	.500	0-1	.000	0-0	---	1	2	3	1	0-0	0	0	0	4	4.0
Okafor	1-0	22	2-11	.182	0-0	---	0-0	---	2	1	3	1	1-0	0	0	2	4	4.0
Thompson	1-0	14	1-4	.250	0-0	---	1-2	.500	2	0	2	0	2-0	1	1	1	3	3.0
76ERS	2	480	76-168	.452	15-47	.319	39-49	.796	13	55	68	47	42-0	24	35	13	206	103.0

Phoenix Suns



SEASON SERIES

	2016-17	All-Time	Playoffs
Overall	4-0	99-107	8-6
Home	2-0	61-42	4-3
Away	2-0	37-65	4-3
Neutral	0-0	1-0	0-0

2017-18 Season Series vs. Suns

Thursday, Nov. 16 at Phoenix, 9:30 p.m.

Friday, Jan. 12 at Phoenix, 9:30 p.m.

Sunday, Jan. 28 at Houston, 2:30 p.m.

Friday, March 30 at Houston, 7 p.m.

Series Information

Current Streak: Won 4

Current Home Streak: Won 2

Current Road Streak: Won 7

Longest Winning Streak: 5 (Dec. 6, 1968-Feb. 7, 1969)

Longest Losing Streak: 7 (2x: last Apr. 1, 2009-Mar. 8, 2011)

Biggest Winning Margin: 30 (111-81; Mar. 13, 2013)

Biggest Losing Margin: 34 (109-75; Feb. 16, 2006)

Most Points Scored: 141 (Mar. 15, 1969)

Most Points Allowed: 146 (Mar. 9, 1969)

Fewest Points Scored: 71 (Apr. 25, 1999)

Season-by-Season Results

1968-69: 7-1	1984-85: 4-1	2000-01: 1-3	2016-17: 4-0
1969-70: 0-7	1985-86: 3-2	2001-02: 2-2	
1970-71: 4-2	1986-87: 3-2	2002-03: 3-1	
1971-72: 1-3	1987-88: 4-1	2003-04: 2-3	
1972-73: 2-2	1988-89: 1-3	2004-05: 2-2	
1973-74: 2-2	1989-90: 2-2	2005-06: 0-3	
1974-75: 2-2	1990-91: 3-1	2006-07: 1-3	
1975-76: 0-4	1991-92: 1-3	2007-08: 2-2	
1976-77: 3-1	1992-93: 2-2	2008-09: 2-1	
1977-78: 1-3	1993-94: 2-2	2009-10: 0-4	
1978-79: 2-2	1994-95: 3-1	2010-11: 1-2	
1979-80: 1-1	1995-96: 3-1	2011-12: 2-2	
1980-81: 1-4	1996-97: 2-2	2012-13: 2-2	
1981-82: 3-2	1997-98: 1-3	2013-14: 2-1	
1982-83: 0-5	1998-99: 2-2	2014-15: 3-1	
1983-84: 2-3	1999-00: 2-2	2015-16: 2-1	

2016-17 Rockets vs. Suns Game-by-Game Results

DATE	GAME	FG-A	PCT	3FG-A	PCT	FT-A	PCT	OR-DR-REB	AST	PF	ST	TO	BS	PTS
12/21	HOUSTON	46-86	.535	18-38	.474	15-26	.577	15-26	30	22	4	12	8	125
18.055	@ Phoenix	44-93	.473	9-25	.360	14-20	.700	14-30-44	20	23	7	9	6	111
12/26	@ HOUSTON	46-92	.500	15-43	.349	24-30	.800	10-37-47	28	22	11	20	4	131
18.055	Phoenix	43-101	.426	7-30	.233	22-27	.815	16-37-53	17	25	14	19	6	115
2/11	@ HOUSTON	42-85	.494	18-36	.500	31-39	.795	16-39-55	27	23	8	21	4	133
18.055	Phoenix	37-94	.394	8-22	.364	20-26	.769	12-30-42	20	28	8	19	4	102
4/2	HOUSTON	47-100	.470	14-38	.368	15-23	.652	13-33-46	23	23	8	15	4	123
17.378	@ Phoenix	42-100	.420	8-34	.235	24-29	.828	22-39-61	24	24	8	23	11	116

2016-17 Rockets vs. Suns

PLAYER	G-GS	MIN	FIELD GOALS			3-POINT FG			FT-FTA			REBOUNDS			AST	PF-DQ	STL	TO	BLK	PTS	AVG
			FG-FGA	PCT	PCT	FG-FGA	PCT	PCT	FT-FTA	PCT	PCT	OFF	DEF	TOT							
Harden	3-3	94	26-53	.491		15-35	.429		32-39	.821		3	13	16	34	7-0	1	17	0	99	33.0
L. Williams	1-0	30	7-14	.500		2-7	.286		7-8	.875		2	2	4	2	2-0	0	4	0	23	23.0
T. Williams	1-1	39	7-12	.583		6-9	.667		1-2	.500		1	4	5	3	5-0	1	1	0	21	21.0
Gordon	3-1	93	22-54	.407		12-29	.414		5-7	.714		3	8	11	13	8-0	3	3	3	61	20.3
Beverley	4-4	120	28-50	.560		13-20	.650		5-5	1.000		7	26	33	25	16-0	6	7	1	74	18.5
Anderson	3-3	86	15-28	.536		9-18	.500		7-10	.700		5	9	14	2	5-0	1	5	2	46	15.3
Harrell	4-2	81	16-28	.571		0-3	.000		10-15	.667		3	11	14	7	8-0	1	6	5	42	10.5
Ariza	3-3	91	11-28	.393		3-13	.231		2-5	.400		2	20	22	6	9-0	10	3	0	27	9.0
Hilario	4-0	68	15-23	.652		0-0	---		6-10	.600		3	14	17	2	10-0	2	4	4	36	9.0
Capela	2-2	43	7-15	.467		0-0	---		3-4	.750		6	11	17	5	5-0	1	5	1	17	8.5
Dekker	4-1	90	12-20	.600		2-6	.333		2-7	.286		8	8	16	1	0-0	0	3	2	28	7.0
Onuaku	1-0	8	2-2	1.000		0-0	---		2-2	1.000		1	2	3	1	1-0	1	0	0	6	6.0
Brewer	3-0	58	7-15	.467		2-6	.333		1-1	.500		0	3	3	4	5-0	3	1	1	17	5.7
Taylor	1-0	15	1-3	.333		0-1	.000		1-2	.500		0	1	1	0	2-0	1	0	1	3	3.0
McDaniels	3-0	11	3-8	.375		1-3	.333		0-0	---		3	2	5	0	1-0	0	1	0	7	2.3
Brown	1-0	5	1-2	.500		0-0	---		0-0	---		0	0	0	0	0-0	0	1	0	2	2.0
Ennis	2-0	16	1-4	.250		0-1	.000		1-1	1.000		0	3	3	3	4-0	0	4	0	3	1.5
Wiltjer	3-0	13	0-4	.000		0-4	.000		0-0	---		1	0	1	0	2-0	0	2	0	0	0.0
ROCKETS	4	960	181-363	.499		65-155	.419		85-118	.720		48	137	185	108	90-0	31	68	20	512	128.0

2016-17 Suns vs. Rockets

PLAYER	G-GS	MIN	FIELD GOALS			3-POINT FG			FT-FTA			REBOUNDS			AST	PF-DQ	STL	TO	BLK	PTS	AVG
			FG-FGA	PCT	PCT	FG-FGA	PCT	PCT	FT-FTA	PCT	PCT	OFF	DEF	TOT							
Booker	4-4	129	30-83	.361		5-18	.278		24-26	.923		3	11	14	22	16-1	3	13	0	89	22.3
Bledsoe	2-2	58	14-33	.424		2-13	.154		10-13	.769		2	6	8	10	5-0	3	6	0	40	20.0
Warren	3-1	88	20-43	.465		3-9	.333		1-3	.333		5	9	14	0	9-0	5	3	1	44	14.7
Knight	3-1	70	12-30	.400		4-9	.444		13-16	.813		1	9	10	3	5-0	2	5	1	41	13.7
Ulis	4-1	83	21-38	.553		4-11	.364		3-3	1.000		3	8	11	16	6-0	2	6	0	49	12.3
Dudley	3-0	73	9-22	.409		5-15	.333		6-6	1.000		2	15	17	5	5-0	3	3	1	29	9.7
Len	4-2	91	13-22	.591		0-0	---		12-15	.800		8	24	32	2	13-1	2	7	10	38	9.5
Chriss	4-4	94	15-37	.405		2-16	.125		3-7	.429		9	11	20	5	11-0	0	6	6	35	8.8
Bender	3-0	43	9-20	.450		2-7	.286		0-2	.000		5	15	20	2	5-0	4	3	3	20	6.7
Jones	2-1	39	6-10	.600		0-1	.000		0-0	---		6	3	9	2	4-0	2	2	1	12	6.0
Barbosa	3-0	38	6-18	.333		1-5	.200		3-4	.750		0	4	4	3	2-0	2	0	0	16	5.3
Chandler	2-2	40	4-7	.571		0-0	---		1-3	.333		8	6	14	1	3-0	0	3	0	9	

Portland Trail Blazers



SEASON SERIES

	2016-17	All-Time	Playoffs
Overall	2-1	105-84	12-8
Home	1-0	60-33	8-2
Away	1-1	43-51	4-6
Neutral	0-0	2-0	0-0

2017-18 Season Series vs. Blazers

Saturday, Dec. 9 at Portland, 9 p.m.
 Wednesday, Jan. 10 at Houston, 7 p.m.
 Tuesday, March 20 at Portland, 9:30 p.m.
 Thursday, April 5 at Houston 7 p.m.

Series Information

Current Streak: Lost 1
Current Home Streak: Won 1
Current Road Streak: Lost 1
Longest Winning Streak: 9 (Dec. 9, 2003-Mar. 5, 2006)
Longest Losing Streak: 9 (Nov. 11, 1982-Mar. 31, 1984)
Biggest Winning Margin: 30 (99-69; Jan. 26, 2007)
Biggest Losing Margin: 40 (111-71; Mar. 7, 1999)
Most Points Scored: 136 (Nov. 16, 1970)
Most Points Allowed: 141 (Mar. 16, 1973)
Fewest Points Scored: 66 (Apr. 8, 2003)

Season-by-Season Results

1970-71: 4-0 1986-87: 2-3 2002-03: 1-3
 1971-72: 4-2 1987-88: 4-1 2003-04: 3-1
 1972-73: 2-2 1988-89: 3-1 2004-05: 4-0
 1973-74: 3-1 1989-90: 1-3 2005-06: 2-1
 1974-75: 2-2 1990-91: 0-4 2006-07: 2-2
 1975-76: 3-1 1991-92: 3-1 2007-08: 4-0
 1976-77: 3-1 1992-93: 1-3 2008-09: 2-1
 1977-78: 2-2 1993-94: 4-0 2009-10: 2-2
 1978-79: 3-1 1994-95: 1-3 2010-11: 1-2
 1979-80: 1-1 1995-96: 2-2 2011-12: 3-0
 1980-81: 3-2 1996-97: 2-2 2012-13: 2-2
 1981-82: 4-1 1997-98: 1-3 2013-14: 3-1
 1982-83: 0-5 1998-99: 2-1 2014-15: 1-2
 1983-84: 1-4 1999-00: 2-2 2015-16: 2-2
 1984-85: 3-2 2000-01: 1-3 2016-17: 2-1
 1985-86: 3-2 2001-02: 1-3

2016-17 Rockets vs. Blazers Game-by-Game Results

DATE	GAME	FG-A	PCT	3FG-A	PCT	FT-A	PCT	OR-DR-REB	AST	PF	ST	TO	BS	PTS
11/17	@ HOUSTON	46-95	.484	14-32	.438	20-25	.800	17-37-54	26	17	6	13	6	126
15,550	Portland	41-90	.456	10-28	.357	17-21	.810	10-31-41	24	19	6	13	4	109
11/27	HOUSTON	46-82	.561	17-36	.472	21-28	.750	7-29-36	26	23	7	11	8	130
19,393	@ Portland	40-83	.482	12-33	.364	22-29	.759	8-27-35	24	24	7	15	2	114
3/30	HOUSTON	40-91	.440	8-34	.235	19-23	.826	13-29-42	18	20	9	18	3	107
20,049	@ Portland	43-90	.478	13-33	.394	18-22	.818	11-30-41	24	16	12	12	8	117


2016-17 Rockets vs. Blazers

PLAYER	G-GS	MIN	FIELD GOALS		3-POINT FG		FT-FTA	PCT	REBOUNDS			AST	PF-DQ	STL	TO	BLK	PTS	AVG
			FG-FGA	PCT	FG-FGA	PCT			OFF	DEF	TOT							
Harden	3-3	103	29-69	.420	10-33	.303	26-31	.839	4	18	22	28	8-0	6	15	1	94	31.3
Gordon	3-1	90	20-42	.476	11-23	.478	4-6	.667	4	6	10	8	8-0	1	6	0	55	18.3
Ariza	3-3	99	18-26	.692	11-17	.647	4-6	.667	3	11	14	5	5-0	9	2	0	51	17.0
Capela	3-3	84	19-27	.704	0-0	---	6-8	.750	8	15	23	1	9-0	2	3	6	44	14.7
L. Williams	1-0	29	5-16	.313	0-5	.000	4-7	.571	0	3	3	3	1-0	1	2	0	14	14.0
Anderson	2-2	60	9-15	.600	5-9	.556	4-5	.800	3	8	11	4	1-0	1	1	1	27	13.5
Hilaro	2-0	39	10-15	.667	0-0	---	2-2	1.000	3	8	11	5	5-0	0	4	1	22	11.0
Harrell	1-0	21	4-13	.308	0-0	---	1-1	1.000	4	5	9	3	2-0	0	2	0	9	9.0
Beverley	3-3	93	7-19	.368	1-8	.125	6-7	.857	5	7	12	10	13-0	0	2	5	21	7.0
Brewer	2-0	33	4-10	.400	0-1	.000	1-1	1.000	1	6	7	1	4-0	1	1	1	9	4.5
Dekker	3-0	55	5-10	.500	0-4	.000	2-2	1.000	2	6	8	2	3-0	1	3	2	12	4.0
Ennis	1-0	5	1-2	.500	1-1	1.000	0-0	---	0	0	0	0	0-0	0	0	0	3	3.0
Brown	1-0	5	1-4	.250	0-1	.000	0-0	---	0	1	1	0	0-0	0	1	0	2	2.0
McDaniels	1-0	5	0-0	---	0-0	---	0-0	---	0	1	1	0	1-0	0	0	0	0	0.0
ROCKETS	3	720	132-268	.493	39-102	.382	60-76	.789	37	95	132	70	60-0	22	42	17	363	121.0

2016-17 Blazers vs. Rockets

PLAYER	G-GS	MIN	FIELD GOALS		3-POINT FG		FT-FTA	PCT	REBOUNDS			AST	PF-DQ	STL	TO	BLK	PTS	AVG
			FG-FGA	PCT	FG-FGA	PCT			OFF	DEF	TOT							
Lillard	3-3	110	24-55	.436	7-22	.318	21-25	.840	2	12	14	21	4-0	3	13	1	76	25.3
McCollum	3-3	104	24-53	.453	7-22	.318	11-11	1.000	2	5	7	14	8-0	2	6	0	66	22.0
Nurkic	1-1	32	7-16	.438	0-0	---	5-7	.714	5	6	11	0	3-0	1	4	3	19	19.0
Harkless	3-3	101	23-37	.622	6-10	.600	2-2	1.000	7	8	15	0	6-0	4	1	4	54	18.0
Aminu	1-0	31	5-10	.500	2-5	.400	3-4	.750	1	8	9	1	1-0	2	1	0	15	15.0
Crabbe	3-1	81	10-21	.476	6-11	.545	2-2	1.000	0	8	8	3	6-0	6	3	0	28	9.3
Turner	3-0	69	11-27	.407	2-7	.286	3-4	.750	1	12	13	10	8-0	3	3	0	27	9.0
Plumlee	2-2	63	7-12	.583	0-0	---	1-4	.250	5	11	16	14	6-0	0	4	2	15	7.5
Vonleh	2-1	31	4-7	.571	1-2	.500	3-4	.750	1	5	6	1	3-0	0	1	2	12	6.0
Davis	2-1	35	3-5	.600	0-0	---	2-4	.500	4	5	9	1	8-0	1	0	0	8	4.0
Leonard	3-0	26	4-8	.500	3-6	.500	0-0	---	1	3	4	2	2-0	0	1	2	11	3.7
Layman	2-0	23	1-4	.250	1-3	.333	4-5	.800	0	2	2	1	3-0	0	1	0	7	3.5
Connaughton	1-0	6	1-2	.500	0-0	---	0-0	---	0	1	1	0	0-0	0	0	0	2	2.0
Napier	2-0	11	0-6	.000	0-0	.000	0-0	---	0	2	2	4	1-0	3	0	0	0	0.0
TRAIL BLAZERS	3	720	124-263	.471	35-94	.372	57-72	.792	29	88	117	72	59-0	25	40	14	340	113.3

Sacramento Kings



SEASON SERIES

	2016-17	All-Time	Playoffs
Overall	4-0	127-88	7-1
Home	2-0	78-30	4-0
Away	2-0	48-56	3-1
Neutral	0-0	1-2	0-0

2017-18 Season Series vs. Kings

Wednesday, Oct. 18 at Sacramento, 9 p.m.
 Wednesday, Feb. 14 at Houston, 7 p.m.
 Wednesday, April 11 at Sacramento, 9:30 p.m.

Series Information

Current Streak: Won 5
Current Home Streak: Won 7
Current Road Streak: Won 2
Longest Winning Streak: 11 (Nov. 1, 1996-Mar. 28, 1999)
Longest Losing Streak: 9 (Nov. 28, 2000-Dec. 1, 2002)
Biggest Winning Margin: 40 (133-93; Dec. 12, 1995)
Biggest Losing Margin: 36 (113-77; Nov. 19, 2001)
Most Points Scored: 151 (Mar. 12, 1970)
Most Points Allowed: 165 (Mar. 12, 1970)
Fewest Points Scored: 74 (2x: last Nov. 28, 2003)
Fewest Points Allowed: 77 (Nov. 2, 1998)

Season-by-Season Results

1967-68: 0-7	1973-74: 2-2	1999-00: 1-3	2015-16: 3-1
1968-69: 4-2	1974-75: 4-0	2000-01: 0-4	2016-17: 4-0
1969-70: 2-4	1985-86: 4-2	2001-02: 0-4	
1970-71: 3-1	1986-87: 5-1	2002-03: 2-2	
1971-72: 4-0	1987-88: 4-2	2003-04: 0-4	
1975-76: 2-2	1988-89: 2-2	2004-05: 2-2	
1976-77: 2-2	1989-90: 4-0	2005-06: 2-2	
1977-78: 2-2	1990-91: 3-1	2006-07: 3-0	
1978-79: 3-1	1991-92: 3-1	2007-08: 2-2	
1979-80: 0-2	1992-93: 4-0	2008-09: 3-0	
1980-81: 2-4	1993-94: 4-0	2009-10: 2-2	
1981-82: 3-3	1994-95: 3-1	2010-11: 3-1	
1982-83: 1-5	1995-96: 2-2	2011-12: 3-0	
1983-84: 2-4	1996-97: 4-0	2012-13: 2-1	
1984-85: 5-1	1997-98: 4-0	2013-14: 2-2	
1972-73: 0-4	1998-99: 3-0	2014-15: 3-0	

2016-17 Rockets vs. Kings Game-by-Game Results

DATE	GAME	FG-A	PCT	3FG-A	PCT	FT-A	PCT	OR-DR-REB	AST	PF	ST	TO	BS	PTS
11/25	HOUSTON	40-85	.471	21-50	.420	16-20	.800	8-34-42	27	19	8	16	2	117
12/6	@ SACRAMENTO	39-80	.488	9-32	.281	17-21	.810	4-33-37	24	18	7	14	6	104
12/14	@ HOUSTON	50-85	.588	22-42	.524	10-16	.625	8-39-47	40	11	8	16	5	132
10/3/9	SACRAMENTO	39-92	.424	11-32	.344	9-11	.818	12-28-40	27	16	8	16	7	98
1/31	@ HOUSTON	38-85	.447	14-45	.311	15-22	.682	11-49-60	28	24	4	14	4	105
5/18/7	SACRAMENTO	30-86	.349	8-29	.276	15-26	.577	10-35-45	22	17	9	11	7	83
4/9	HOUSTON	45-80	.563	18-43	.419	27-31	.871	5-36-41	26	22	3	18	2	135
12/6/8	@ SACRAMENTO	47-94	.500	9-31	.290	25-30	.833	7-31-38	26	18	8	5	2	128

2016-17 Rockets vs. Kings

PLAYER	G-GS	MIN	FIELD GOALS			3-POINT FG			FT-FTA			REBOUNDS			AST	PF-DQ	STL	TO	BLK	PTS	AVG
			FG-FGA	PCT		FG-FGA	PCT		FT-FTA	PCT		OFF	DEF	TOT							
Harden	4-4	138	22-56	.393		11-35	.314		28-29	.966	1	37	38	47	6-0	3	25	0	83	20.8	
Anderson	4-4	105	26-45	.578		19-34	.559		10-14	.714	5	13	18	8	5-0	2	2	0	81	20.3	
L. Williams	1-0	31	5-15	.333		1-9	.111		7-7	1.000	0	4	4	2	1-0	0	3	1	18	18.0	
Capela	4-4	92	27-40	.675	0	0	---		7-12	.583	8	21	29	3	10-0	1	6	4	61	15.3	
Ariza	3-3	92	14-26	.538		12-22	.545		2-2	1.000	0	22	22	8	2-0	6	3	0	42	14.0	
Gordon	3-0	83	15-41	.366		10-31	.323	0	0	---	2	7	9	10	5-0	1	2	3	40	13.3	
Hilario	3-0	42	11-16	.688	0	0	---		4-6	.667	0	3	3	1	8-0	1	3	2	26	8.7	
Dekker	3-0	56	10-17	.588		4-9	.444		1-1	1.000	3	11	14	3	2-0	3	2	0	25	8.3	
Brown	2-0	27	5-11	.455	4-9	.444			2-2	1.000	0	1	1	2	2-0	0	1	0	16	8.0	
Beverley	4-4	121	12-29	.414		6-17	.353		1-5	.200	4	15	19	22	12-0	4	5	1	31	7.8	
T. Williams	1-1	36	5-9	.556	1-4	.250	1-1		1.000		4	5	9	2	3-0	0	0	0	12	12.0	
Wiltjer	1-0	6	2-2	1.000	2-2	1.000	1-2		.500		2	0	2	0	0-0	0	0	0	7	7.0	
Brewer	3-0	43	7-9	.778	4-4	1.000	0-0		---		1	5	6	4	7-0	1	2	0	18	6.0	
Harrell	4-0	46	9-11	.818	0-0	---			2-6	.333	2	9	11	4	7-0	1	1	2	20	5.0	
Onuaku	1-0	12	1-1	1.000	0-0	---			2-2	1.000	0	1	1	1	1-0	0	0	0	4	4.0	
Ennis	2-0	8	1-3	.333	1-2	.500	0-0		---		0	1	1	4	0-0	0	2	0	3	1.5	
McDaniels	2-0	10	1-3	.333	0-1	.000	0-0		---		0	2	2	0	2-0	0	3	0	2	1.0	
Taylor	1-0	12	0-1	.000	0-1	.000	0-0		---		0	1	1	0	3-0	0	0	0	0	0.0	
ROCKETS	4	960	173-335	.516	75-180	.417	68-89	.764			32	158	190	121	76-0	23	64	13	489	122.3	

2016-17 Kings vs. Rockets

PLAYER	G-GS	MIN	FIELD GOALS			3-POINT FG			FT-FTA			REBOUNDS			AST	PF-DQ	STL	TO	BLK	PTS	AVG
			FG-FGA	PCT		FG-FGA	PCT		FT-FTA	PCT		OFF	DEF	TOT							
Cousins	2-2	56	17-38	.447		6-13	.462		8-12	.667	1	15	16	6	7-0	0	6	5	48	24.0	
Caulley-Stein	3-1	72	15-30	.500		0-1	.000		7-7	1.000	5	15	20	4	7-0	1	1	6	37	12.3	
Hield	1-1	32	4-16	.250		1-8	.125		3-4	.750	1	5	6	3	3-0	0	1	1	12	12.0	
Temple	4-3	108	16-35	.457		10-24	.417		3-3	1.000	1	12	13	8	6-0	7	7	1	45	11.3	
Koufos	3-2	59	16-23	.696		0-0	---		0-1	.000	9	7	16	1	10-0	1	2	4	32	10.7	
Galloway	1-0	26	4-6	.667		2-3	.667		0-0	---	1	1	2	3	1-0	0	0	0	10	10.0	
Gay	1-1	37	4-12	.333		0-0	.000		2-2	1.000	0	4	4	3	1-0	3	0	0	10	10.0	
Laursiere	3-1	46	11-16	.688		0-0	---		8-10	.800	5	5	10	3	3-0	3	0	0	30	10.0	
Lawson	4-2	89	14-30	.467		1-4	.250		11-14	.786	2	6	8	22	4-0	6	9	1	40	10.0	
Tolliver	3-1	81	10-23	.435		3-15	.200		7-13	.538	3	11	14	2	2-0	4	3	3	30	10.0	
Barnes	3-1	85	10-23	.435		6-16	.375		0-0	---	1	15	16	6	5-0	1	3	0	26	8.7	
Casspi	2-1	55	7-19	.368		1-5	.200		2-4	.500	1	8	9	6	5-0	0	3	0	17	8.5	
Richardson	2-0	31	5-15	.333		2-7	.286		3-4	.750	1	5	6	2	3-0	1	2	0	15	7.5	
Collison	3-3	80	6-26	.231		1-7	.143		7-7	1.000	1	8	9	17	3-0	3	5	0	20	6.7	
McLemore	3-0	40	7-18	.389		3-9	.333		3-4	.750	0	4	4	4	3-0	1	1	0	20	6.7	
Papagiannis	1-0	13	3-3	1.000		0-0	---		0-0	---	1	2	3	3	2-0	1	1	0	6	6.0	
Affalo	3-1	50	6-19	.316		1-8	.125		2-3	.667	0	4	4	6	2-0	0	1	1	15	5.0	
KINGS	4	960	155-352	.440		37-124	.298		66-88	.750	33	127	160	99	69-0	32	46	22	413	103.3	

San Antonio Spurs



SEASON SERIES

	2016-17	All-Time	Playoffs
Overall	1-3	83-106	12-10
Home	0-2	54-41	5-6
Away	1-1	29-65	7-4
Neutral	0-0	0-0	0-0

2017-18 Season Series vs. Spurs

Friday, Dec. 15 at Houston, 8:30 p.m.
 Thursday, Feb. 1 at San Antonio, 7 p.m.
 Monday, March 12 at Houston, 7 p.m.
 Sunday, April 1 at San Antonio, 2:30 p.m.

Series Information

Current Streak: Lost 3
Current Home Streak: Lost 3
Current Road Streak: Lost 1
Longest Winning Streak: 7 (Mar. 8, 1986-Mar. 12, 1987)
Longest Losing Streak: 11 (Jan. 26, 1998-Feb. 3, 2001)
Biggest Winning Margin: 34 (138-104; Jan. 20, 1984)
Biggest Losing Margin: 38 (128-90; Jan. 15, 1982)
Most Points Scored: 143 (Dec. 26, 1979)
Most Points Allowed: 138 (Dec. 8, 1979)
Fewest Points Scored: 67 (Dec. 11, 2003)

Season-by-Season Results

1976-77: 2-2 1992-93: 4-1 2008-09: 2-2
 1977-78: 1-3 1993-94: 2-3 2009-10: 2-2
 1978-79: 3-1 1994-95: 1-5 2010-11: 1-3
 1979-80: 3-3 1995-96: 1-3 2011-12: 2-2
 1980-81: 3-3 1996-97: 3-1 2012-13: 1-3
 1981-82: 3-3 1997-98: 2-2 2013-14: 4-0
 1982-83: 1-5 1998-99: 0-3 2014-15: 1-3
 1983-84: 2-4 1999-00: 0-4 2015-16: 1-3
 1984-85: 4-2 2000-01: 1-3 2016-17: 1-3
 1985-86: 5-1 2001-02: 0-4
 1986-87: 5-1 2002-03: 1-3
 1987-88: 2-4 2003-04: 0-4
 1988-89: 6-0 2004-05: 2-2
 1989-90: 2-2 2005-06: 0-4
 1990-91: 2-3 2006-07: 2-2
 1991-92: 3-2 2007-08: 2-2

2016-17 Rockets vs. Spurs Game-by-Game Results

DATE	HOME	FG-A	PCT	3FG-A	PCT	FT-A	PCT	OR-DR-REB	AST	PF	ST	TO	BS	PTS
11/9	HOUSTON	37-78	.474	10-30	.333	17-22	.773	8-37-45	25	24	7	20	4	101
18,418	@ San Antonio	33-84	.393	7-23	.304	26-30	.867	10-29-39	22	15	14	10	5	99
11/12	@ HOUSTON	34-89	.382	15-47	.319	17-21	.810	16-30-46	22	19	6	14	4	100
18,055	San Antonio	41-76	.539	5-18	.278	19-24	.792	2-33-35	21	19	6	12	11	106
12/20	@ HOUSTON	35-92	.380	6-38	.158	24-27	.889	20-31-51	22	17	10	17	5	100
18,055	San Antonio	36-77	.468	12-23	.522	18-25	.720	10-33-43	21	17	13	19	5	102
3/6	HOUSTON	41-88	.466	14-39	.359	14-17	.824	7-36-43	19	20	3	12	3	110
18,418	@ San Antonio	40-88	.455	11-28	.393	21-23	.913	9-35-44	24	13	6	10	6	112

2016-17 Rockets vs. Spurs

PLAYER	G-GS	MIN	FIELD GOALS		3-POINT FG		FT-FTA	PCT	REBOUNDS			AST	PF-DQ	STL	TO	BLK	PTS	AVG
			FG-FGA	PCT	FG-FGA	PCT			OFF	DEF	TOT							
Harden	4-4	153	39-83	.470	10-34	.294	31-36	.861	10	26	36	47	5-0	2	25	0	119	29.8
Gordon	4-0	133	23-55	.418	12-34	.353	9-9	1.000	1	10	11	11	11-0	2	9	5	67	16.8
Ariza	4-4	148	20-46	.435	10-33	.303	3-5	.600	1	22	23	8	13-0	11	8	1	53	13.3
Capela	3-3	67	16-28	.571	0-0	---	4-6	.667	8	15	23	2	12-0	1	4	2	36	12.0
Anderson	4-4	136	11-38	.289	7-20	.350	11-13	.846	8	17	25	3	11-0	1	3	0	40	10.0
Beverley	2-2	65	6-16	.375	3-9	.333	0-0	---	3	15	18	2	4-0	3	2	2	15	7.5
Dekker	4-0	64	10-22	.455	3-10	.300	4-4	1.000	6	13	19	3	3-0	2	3	2	27	6.8
Hilario	4-1	82	11-20	.550	0-0	---	5-7	.714	7	8	15	3	10-0	1	3	3	27	6.8
Harrell	2-0	27	5-8	.625	0-0	---	2-4	.500	3	3	6	3	3-0	1	1	0	12	6.0
Ennis	2-0	16	5-10	.500	0-2	.000	0-0	---	2	1	3	2	3-0	1	1	0	10	5.0
L. Williams	1-0	19	1-10	.100	0-3	.000	3-3	1.000	0	1	1	1	0-0	0	1	0	5	5.0
Brewer	3-2	36	0-8	.000	0-7	.000	0-0	---	2	1	3	3	4-0	1	1	1	0	0.0
McDaniels	2-0	15	0-3	.000	0-2	.000	0-0	---	0	2	2	0	1-0	0	0	0	0	0.0
ROCKETS	4	960	147-347	.424	45-154	.292	72-87	.828	51	134	185	88	80-0	26	63	16	411	102.8

2016-17 Spurs vs. Rockets

PLAYER	G-GS	MIN	FIELD GOALS		3-POINT FG		FT-FTA	PCT	REBOUNDS			AST	PF-DQ	STL	TO	BLK	PTS	AVG
			FG-FGA	PCT	FG-FGA	PCT			OFF	DEF	TOT							
Leonard	4-4	152	37-75	.493	8-20	.400	32-34	.941	2	18	20	10	6-0	11	12	4	114	28.5
Aldridge	4-4	139	20-53	.377	0-2	.000	22-25	.880	9	20	29	13	9-0	2	8	6	62	15.5
Parker	3-3	79	16-30	.533	4-7	.571	7-9	.778	1	7	8	7	2-0	1	4	0	43	14.3
Ginobili	4-0	76	14-32	.438	7-13	.538	6-8	.750	2	8	10	11	7-0	6	4	1	41	10.3
Gasol	4-3	89	14-32	.438	1-3	.333	6-10	.600	3	27	30	10	7-0	1	4	5	35	8.8
Mills	4-1	98	13-31	.419	6-19	.316	2-2	1.000	2	7	9	19	4-0	2	3	0	34	8.5
Green	4-4	120	11-29	.379	8-24	.333	0-0	---	1	9	10	11	7-0	8	4	4	30	7.5
Lee	4-0	76	12-20	.600	0-0	---	4-7	.571	6	16	22	3	9-0	3	2	3	28	7.0
Simmons	4-0	60	10-14	.714	0-2	.000	4-5	.800	1	8	9	3	6-0	1	3	3	24	6.0
Laprovittola	1-0	14	2-5	.400	1-2	.500	0-0	---	0	0	0	0	0-0	1	1	0	5	5.0
Dedmon	4-1	32	1-2	.500	0-0	---	1-2	.500	3	5	8	0	4-0	2	2	1	3	0.8
Anderson	1-0	13	0-2	.000	0-0	---	0-0	---	1	4	5	0	1-0	1	0	0	0	0.0
Bertans	2-0	12	0-0	---	0-0	---	0-0	---	0	1	1	1	2-0	0	1	0	0	0.0
SPURS	4	960	150-325	.462	35-92	.380	84-102	.824	31	130	161	88	64-0	39	51	27	419	104.8

Toronto Raptors



SEASON SERIES

	2016-17	All-Time	Playoffs
Overall	1-1	25-18	0-0
Home	0-1	18-4	0-0
Away	1-0	7-14	0-0
Neutral	0-0	0-0	0-0

2017-18 Season Series vs. Raptors

Tuesday, Nov. 14 at Houston, 7 p.m.

Friday, March 9 at Toronto, 6:30 p.m.

Series Information

Current Streak: Won 1

Current Home Streak: Lost 1

Current Road Streak: Won 2

Longest Winning Streak: 4 (Feb. 20, 1997-Mar. 25, 1999)

Longest Losing Streak: 3 (Dec. 21, 2005-Feb. 28, 2007)

Biggest Winning Margin: 30 (127-97; Nov. 20, 1997)

Biggest Losing Margin: 21 (94-73; Jan. 2, 2009)

Most Points Scored: 129 (Jan. 8, 2017)

Most Points Allowed: 122 (Jan. 8, 2017)

Fewest Points Scored: 73 (Jan. 2, 2009)

Fewest Points Allowed: 76 (Nov. 2, 2002, Feb. 21, 2015)

Season-by-Season Results

1995-96: 2-0	2011-12: 1-1
1996-97: 1-1	2012-13: 1-1
1997-98: 2-0	2013-14: 1-1
1998-99: 1-0	2014-15: 1-1
1999-00: 0-2	2015-16: 2-0
2000-01: 2-0	2016-17: 1-1
2001-02: 1-1	
2002-03: 2-0	
2003-04: 1-1	
2004-05: 1-1	
2005-06: 0-2	
2006-07: 1-1	
2007-08: 1-1	
2008-09: 1-1	
2009-10: 1-1	
2010-11: 1-1	

2016-17 Rockets vs. Raptors Game-by-Game Results

DATE	GAME	FG-A	PCT	3FG-A	PCT	FT-A	PCT	OR-DR-REB	AST	PF	ST	TO	BS	PTS
11/23	@ HOUSTON	38-78	.487	14-42	.333	12-12	1.000	11-28-39	29	22	6	28	7	102
18,055	Toronto	43-88	.489	12-23	.522	17-21	.810	15-23-38	28	15	14	16	7	115
1/8	HOUSTON	46-89	.517	11-38	.289	26-31	.839	10-29-39	27	22	9	15	6	129
19,800	@ Toronto	42-78	.538	11-25	.440	27-30	.900	4-35-39	19	25	7	19	3	122

2016-17 Rockets vs. Raptors

PLAYER	G-GS	MIN	FIELD GOALS		3-POINT FG		FT-FTA	PCT	REBOUNDS			AST	PF-DQ	STL	TO	BLK	PTS	AVG
			FG-FGA	PCT	FG-FGA	PCT			OFF	DEF	TOT							
Harden	2-2	78	20-39	.513	7-17	.412	22-22	1.000	3	13	16	26	7-0	4	22	3	69	34.5
Harrell	2-0	38	15-16	.938	0-0	---	4-6	.667	3	5	8	0	5-0	0	3	1	34	17.0
Ariza	2-2	73	9-21	.429	8-19	.421	2-2	1.000	2	7	9	6	7-0	3	1	0	28	14.0
Gordon	2-0	62	11-29	.379	2-17	.118	4-4	1.000	0	5	5	5	4-0	1	4	2	28	14.0
Capela	1-1	31	6-7	.857	0-0	---	0-0	---	3	3	6	0	0-0	0	0	4	12	12.0
Anderson	2-2	61	7-21	.333	4-13	.308	4-4	1.000	4	3	7	2	5-0	2	3	0	22	11.0
Beverley	2-2	67	8-12	.500	2-6	.333	2-2	1.000	4	8	12	11	9-0	1	5	1	16	8.0
Hilario	2-1	18	5-7	.714	0-0	---	0-1	.000	0	3	3	1	4-0	0	1	0	10	5.0
Brewer	2-0	24	4-9	.444	1-5	.200	0-0	---	0	5	5	2	2-0	3	2	2	9	4.5
Dekker	2-0	28	1-6	.167	1-3	.333	0-2	.000	2	5	7	3	1-0	1	0	0	3	1.5
ROCKETS	2	480	84-167	.503	25-80	.313	38-43	.884	21	57	78	56	44-0	15	43	13	231	115.5

2016-17 Raptors vs. Rockets

PLAYER	G-GS	MIN	FIELD GOALS		3-POINT FG		FT-FTA	PCT	REBOUNDS			AST	PF-DQ	STL	TO	BLK	PTS	AVG
			FG-FGA	PCT	FG-FGA	PCT			OFF	DEF	TOT							
DeRozan	2-2	75	21-40	.525	2-3	.667	16-17	.941	2	9	11	14	5-0	2	8	1	60	30.0
Carroll	2-2	61	16-26	.615	8-15	.533	6-6	1.000	2	9	11	2	2-0	5	3	3	46	23.0
Lowry	2-2	76	8-22	.364	3-10	.300	10-14	.714	1	5	6	15	6-0	5	6	0	29	14.5
Joseph	2-0	48	10-19	.526	3-3	1.000	4-4	1.000	1	2	3	3	2-0	1	1	1	27	13.5
Valanciunas	2-2	54	10-14	.714	0-0	---	3-4	.750	5	16	21	2	5-0	0	6	2	23	11.5
Ross	2-0	45	10-24	.417	2-8	.250	0-0	---	1	4	5	2	2-0	2	1	1	22	11.0
Powell	1-1	22	3-7	.429	2-5	.400	2-2	1.000	0	1	1	3	2-0	0	3	0	10	10.0
Patterson	2-0	49	4-8	.500	3-4	.750	2-2	1.000	4	8	12	3	9-1	4	1	0	13	6.5
Nogueira	2-0	30	2-3	.667	0-0	---	1-2	.500	3	3	6	2	6-0	2	2	2	5	2.5
Siakam	1-1	21	1-3	.333	0-0	---	0-0	---	0	1	1	1	1-0	0	0	0	2	2.0
RAPTORS	2	480	85-166	.512	23-48	.479	44-51	.863	19	58	77	47	40-1	21	35	10	237	118.5



SEASON SERIES

	2016-17	All-Time	Playoffs
Overall	1-2	90-103	18-21
Home	1-1	59-38	12-8
Away	0-1	31-64	6-13
Neutral	0-0	0-1	0-0

2017-18 Season Series vs. Jazz

Sunday, Nov. 5 at Houston, 6 p.m.
Thursday, Dec. 7 at Utah, 9:30 p.m.
Monday, Dec. 18 at Houston, 7 p.m.
Monday, Feb. 26 at Utah, 8 p.m.

Series Information

Current Streak: Lost 2
Current Home Streak: Lost 1
Current Road Streak: Lost 1
Longest Winning Streak: 8 (Feb. 23, 1981-Apr. 16, 1982)
Longest Losing Streak: 12 (Jan. 25, 1997-Mar. 9, 2000)
Biggest Winning Margin: 45 (125-80; Jan. 28, 2013)
Biggest Losing Margin: 37 (117-80; Mar. 7, 1989)
Most Points Scored: 134 (Dec. 10, 1985)
Most Points Allowed: 138 (Dec. 15, 1983)
Fewest Points Scored: 69 (Apr. 10, 2004)

Season-by-Season Results

1974-75: 5-3 1990-91: 2-2 2006-07: 1-3
1975-76: 2-4 1991-92: 1-4 2007-08: 1-2
1976-77: 2-2 1992-93: 4-1 2008-09: 2-2
1977-78: 1-3 1993-94: 3-3 2009-10: 2-2
1978-79: 4-0 1994-95: 2-3 2010-11: 2-1
1979-80: 2-0 1995-96: 2-2 2011-12: 1-2
1980-81: 4-2 1996-97: 2-2 2012-13: 3-1
1981-82: 6-0 1997-98: 0-4 2013-14: 2-1
1982-83: 0-6 1998-99: 0-3 2014-15: 3-1
1983-84: 1-5 1999-00: 1-3 2015-16: 2-2
1984-85: 3-3 2000-01: 1-3 2016-17: 1-2
1985-86: 3-3 2001-02: 2-2
1986-87: 3-3 2002-03: 1-3
1987-88: 3-3 2003-04: 2-2
1988-89: 2-4 2004-05: 2-2
1989-90: 3-2 2005-06: 1-2

2016-17 Rockets vs. Jazz Game-by-Game Results

DATE	GAME	FG-A	PCT	3FG-A	PCT	FT-A	PCT	OR-DR-REB	AST	PF	ST	TO	BS	PTS
11/19	@ HOUSTON	42-94	.447	12-32	.375	15-20	.750	10-29-39	28	16	8	5	3	111
14/760	Utah	39-76	.513	12-27	.444	12-17	.706	5-38-43	22	17	3	14	5	102
11/29	HOUSTON	37-91	.407	11-30	.367	16-22	.727	15-23-38	14	20	5	7	6	101
19/911	@ Utah	41-74	.554	15-28	.536	23-27	.852	5-35-40	23	20	4	10	5	120
3/8	@ HOUSTON	35-79	.443	8-32	.250	30-40	.750	10-21-31	22	20	9	8	4	108
16/230	Utah	41-76	.539	12-31	.387	21-24	.875	10-35-45	21	23	2	19	4	115

2016-17 Rockets vs. Jazz

PLAYER	G-GS	MIN	FIELD GOALS			3-POINT FG			REBOUNDS			AST	PF-DQ	STL	TO	BLK	PTS	AVG
			FG-FGA	PCT	FG-FGA	PCT	FT-FTA	PCT	OFF	DEF	TOT							
Harden	3-3	107	28-69	.406	6-24	.250	30-35	.857	3	10	13	23	7-0	4	8	3	92	30.7
Gordon	3-1	109	19-44	.432	10-24	.417	10-12	.833	2	9	11	9	8-0	4	4	0	58	19.3
Capela	3-3	91	23-38	.605	0-0	---	1-8	.125	11	15	26	8	10-0	1	1	2	47	15.7
L. Williams	1-0	23	2-10	.200	2-5	.400	6-7	.857	0	3	3	5	1-0	0	0	1	12	12.0
Hilario	2-0	34	8-17	.471	1-1	1.000	3-4	.750	3	7	10	0	3-0	1	1	1	20	10.0
Anderson	2-2	53	6-16	.375	4-10	.400	0-0	---	2	3	5	0	2-0	0	2	0	16	8.0
Ariza	3-3	95	8-20	.400	4-13	.308	3-6	.500	4	8	12	2	5-0	2	1	1	23	7.7
Harrell	2-0	23	6-9	.667	0-0	---	2-2	1.000	2	1	3	1	3-0	0	0	1	14	7.0
Beverley	3-3	82	5-18	.278	2-7	.286	2-2	1.000	2	7	9	12	11-0	6	2	1	14	4.7
Dekker	3-0	64	6-14	.429	1-6	.167	1-2	.500	4	4	8	1	3-0	4	0	1	14	4.7
McDaniels	1-0	3	1-2	.500	1-1	1.000	1-2	.500	0	1	1	0	0-0	0	0	2	4	4.0
Brewer	2-0	33	2-7	.286	0-3	.000	2-2	1.000	2	5	7	3	3-0	0	0	0	6	3.0
Ennis	1-0	3	0-0	---	0-0	---	0-0	---	0	0	0	0	0-0	0	0	0	0	0.0
ROCKETS	3	720	114-264	.432	31-94	.330	61-82	.744	35	73	108	64	56-0	22	20	13	320	106.7

2016-17 Jazz vs. Rockets

PLAYER	G-GS	MIN	FIELD GOALS			3-POINT FG			REBOUNDS			AST	PF-DQ	STL	TO	BLK	PTS	AVG
			FG-FGA	PCT	FG-FGA	PCT	FT-FTA	PCT	OFF	DEF	TOT							
Hayward	3-3	112	20-43	.465	7-16	.438	16-18	.889	0	19	19	16	4-0	0	2	1	63	21.0
Hood	3-3	90	23-42	.548	10-19	.526	7-7	1.000	1	11	12	9	8-0	2	5	1	63	21.0
Gobert	3-3	105	17-22	.773	0-0	---	17-23	.739	8	30	38	2	7-0	3	6	8	51	17.0
Lyles	2-1	57	13-20	.650	4-7	.571	4-6	.667	1	8	9	1	5-0	0	2	0	34	17.0
J. Johnson	3-1	81	13-25	.520	6-14	.429	4-4	1.000	0	8	8	8	1-0	1	3	0	36	12.0
Burks	1-0	15	4-8	.500	2-5	.400	0-0	---	0	4	4	0	0-0	0	2	0	10	10.0
Hill	1-1	32	2-6	.333	2-3	.667	2-2	1.000	0	1	1	4	3-0	1	3	0	8	8.0
Mack	2-0	42	6-11	.545	1-4	.250	0-1	.000	0	1	1	9	2-0	1	3	0	13	6.5
Exum	3-2	45	6-17	.353	1-6	.167	4-5	.800	1	4	5	2	11-0	0	3	0	17	5.7
Ingleles	3-0	55	6-10	.600	5-9	.556	0-0	---	1	7	8	10	8-0	0	3	0	17	5.7
Neto	1-0	21	2-6	.333	1-3	.333	0-0	---	1	0	1	2	0-0	0	1	2	5	5.0
Diaw	2-1	27	4-6	.667	0-0	---	0-0	---	3	3	6	3	2-0	0	2	0	8	4.0
Whitney	3-0	37	5-10	.500	0-0	---	2-2	1.000	4	11	15	0	8-0	1	1	2	12	4.0
Bolomboy	1-0	3	0-0	---	0-0	---	0-0	---	0	1	1	0	1-0	0	0	0	0	0.0
JAZZ	3	720	121-226	.535	39-86	.453	56-68	.824	20	108	128	66	60-0	9	43	14	337	112.3

Washington Wizards



SEASON SERIES

	2016-17	All-Time	Playoffs
Overall	2-0	69-78	4-2
Home	1-0	41-30	2-1
Away	1-0	26-44	2-1
Neutral	0-0	2-4	0-0

2017-18 Season Series vs. Wizards

Friday, Dec. 29 at Washington, 6 p.m.

Tuesday, April 3 at Houston, 7 p.m.

Series Information

Current Streak: Won 2

Current Home Streak: Won 1

Current Road Streak: Won 1

Longest Winning Streak: 7 (Jan. 3, 2006-Nov. 21, 2008)

Longest Losing Streak: 12 (Jan. 8, 1969-Jan. 23, 1971)

Biggest Winning Margin: 30 (123-93; Feb. 15, 2005)

Biggest Losing Margin: 42 (156-114; Mar. 1, 1968)

Most Points Scored: 138 (Nov. 18, 1969)

Most Points Allowed: 156 (Mar. 1, 1968)

Fewest Points Scored: 82 (Dec. 6, 2001)

Fewest Points Allowed: 69 (2x: last Feb. 26, 2008)

Season-by-Season Results

1967-68: 0-7	1983-84: 0-2	2000-01: 2-0	2016-17: 2-0
1968-69: 1-5	1984-85: 0-2	2001-02: 1-1	
1969-70: 0-6	1985-86: 2-0	2002-03: 1-1	
1970-71: 1-4	1986-87: 1-1	2003-04: 2-0	
1971-72: 2-3	1987-88: 2-0	2004-05: 1-1	
1972-73: 2-5	1988-89: 0-2	2005-06: 2-0	
1973-74: 3-4	1989-90: 1-1	2006-07: 2-0	
1974-75: 2-5	1990-91: 1-1	2007-08: 2-0	
1975-76: 3-4	1991-92: 2-0	2008-09: 1-1	
1976-77: 3-1	1992-93: 1-1	2009-10: 2-0	
1977-78: 1-3	1993-94: 1-1	2010-11: 1-1	
1978-79: 2-2	1994-95: 2-0	2011-12: 2-0	
1979-80: 2-4	1995-96: 1-1	2012-13: 1-1	
1980-81: 0-2	1996-97: 2-0	2013-14: 2-0	
1981-82: 2-0	1997-98: 1-1	2014-15: 1-1	
1982-83: 1-1	1999-00: 1-1	2015-16: 1-1	

2016-17 Rockets vs. Wizards Game-by-Game Results

DATE	GAME	FG-A	PCT	3FG-A	PCT	FT-A	PCT	OR-DR-REB	AST	PF	ST	TO	BS	PTS
11/7	HOUSTON	41-79	.519	17-37	.459	15-18	.833	6-31-37	28	18	6	18	7	114
13.173	@ Washington	39-94	.415	10-27	.370	18-20	.900	16-29-45	20	16	12	16	5	106
1/2	@ HOUSTON	37-86	.430	12-39	.308	15-21	.714	7-34-41	25	12	9	15	9	101
16.569	Washington	38-87	.437	6-26	.231	9-12	.750	7-38-45	23	21	9	17	2	91

2016-17 Rockets vs. Wizards

PLAYER	G-GS	MIN	FIELD GOALS		3-POINT FG		FT-FTA	PCT	REBOUNDS			AST	PF-DQ	STL	TO	BLK	PTS	AVG
			FG-FGA	PCT	FG-FGA	PCT			OFF	DEF	TOT							
Harden	2-2	82	15-43	.349	5-18	.278	20-21	.952	1	14	15	25	3-0	3	13	0	55	27.5
Gordon	2-0	68	15-28	.536	9-18	.500	3-4	.750	0	3	3	5	5-0	1	5	2	42	21.0
Anderson	2-2	66	12-22	.545	7-13	.538	0-0	---	4	7	11	4	5-0	2	3	1	31	15.5
Harrell	1-1	33	6-11	.545	0-0	---	2-3	.667	3	6	9	1	1-0	0	2	2	14	14.0
Capela	1-1	27	7-10	.700	0-0	---	0-2	.000	2	4	6	0	3-0	1	2	4	14	14.0
Ariza	2-2	78	9-21	.429	6-15	.400	1-1	1.000	0	11	11	7	2-0	6	2	2	25	12.5
Hilario	2-0	35	6-9	.667	0-0	---	1-4	.250	1	7	8	2	3-0	1	1	2	13	6.5
McDaniels	1-0	14	2-4	.500	1-2	.500	0-0	---	0	1	1	1	1-0	0	0	0	5	5.0
Brewer	2-2	32	3-6	.500	0-3	.000	2-2	1.000	0	4	4	3	3-0	0	1	0	8	4.0
Dekker	2-0	30	2-5	.400	1-4	.250	0-0	---	2	8	10	1	2-0	1	0	3	5	2.5
Ennis	2-0	14	1-6	.167	0-3	.000	1-2	.500	0	0	0	4	2-0	0	2	0	3	1.5
ROCKETS	2	480	78-165	.473	29-76	.382	30-39	.769	13	65	78	53	30-0	15	33	16	215	107.5

2016-17 Wizards vs. Rockets

PLAYER	G-GS	MIN	FIELD GOALS		3-POINT FG		FT-FTA	PCT	REBOUNDS			AST	PF-DQ	STL	TO	BLK	PTS	AVG
			FG-FGA	PCT	FG-FGA	PCT			OFF	DEF	TOT							
Wall	2-2	75	19-46	.413	1-9	.111	6-7	.857	2	15	17	25	7-0	4	8	3	45	22.5
Gortat	2-2	63	11-14	.786	0-0	---	9-11	.818	9	15	24	3	8-0	2	6	3	31	15.5
Beal	2-1	69	9-24	.375	2-12	.167	6-8	.750	1	8	9	6	5-0	0	9	1	26	13.0
Dudley	2-2	61	8-13	.615	4-8	.500	6-7	.857	0	7	7	5	7-0	3	1	0	26	13.0
Sessions	2-0	34	8-13	.615	2-3	.667	8-9	.889	0	7	7	2	4-0	1	2	0	26	13.0
Porter	2-2	41	9-21	.429	2-7	.286	2-3	.667	4	4	8	1	5-0	1	0	0	22	11.0
Hilario	1-0	19	4-4	1.000	0-0	---	2-5	.400	0	2	2	2	3-0	1	1	1	10	10.0
Neal	2-0	43	7-16	.438	3-8	.375	2-2	1.000	0	3	3	0	0-0	0	1	0	19	9.5
Temple	2-1	52	7-20	.350	1-9	.111	1-2	.500	1	7	8	5	8-1	2	0	0	16	8.0
Gooden	1-0	11	2-3	.667	1-1	1.000	0-0	---	1	4	5	0	0-0	0	1	0	5	5.0
Blair	1-0	12	0-1	.000	0-0	---	0-0	---	0	2	2	1	3-0	0	1	0	0	0.0
Oubre	1-0	0	0-0	---	0-0	---	0-0	---	0	0	0	0	0-0	0	0	0	0	0.0
WIZARDS	2	480	84-175	.480	16-57	.281	42-54	.778	18	74	92	50	50-1	14	31	8	226	113.0

>> Back to Table of Contents

NBA G League Information

NBA G League

Olympic Tower, 645 5th Avenue; New York, NY 10022
Media Relations: Joanna Shapiro (jshapiro@nba.com);
Mike Perrelli (mperrelli@nba.com)

Austin Spurs

13581 Pond Springs Road, Suite 108, Austin, TX 78729
Tel: (512) 236-8333; Fax: (512) 236-8444
Arena: Cedar Park Center
Media Relations Contact: Perri Travillion
(ptravillion@attcenter.com)
Website: www.austinspurs.com
NBA Affiliation: San Antonio

Canton Charge

1101 Market Avenue North; Canton, OH 44702
Tel: (866) 444-1944; Fax: (330) 489-1703
Arena: Canton Memorial Civic Center
Media Relations Contact: Sean Wyatt
(swyatt@cantoncharge.com)
Website: www.cantoncharge.com
NBA Affiliation: Cleveland

Delaware 87ers

300 Martin Luther King Blvd., Ste. 200; Wilmington, DE 19801
Tel: (302) 504-7587; Fax: (302) 351-5370
Arena: Bob Carpenter Center
Media Relations Contact: Alex Yoh
(alexeyoh@sevens.com)
Website: www.sevens.com
NBA Affiliation: Philadelphia

Erie BayHawks

110 East 8th Street; Erie, PA 16501
Tel: (814) 790-5600; Fax: (814) 790-5608
Arena: Erie Insurance Arena
Media Relations Contact: Iris Rayburn
(iris.rayburn@nbaerie.com)
Website: www.nbaerie.com
NBA Affiliation: Orlando

Fort Wayne Mad Ants

1910 St. Joe Center Rd., Suite 61; Fort Wayne, IN 46825
Tel: (260) 469-4667; Fax: (260) 469-4674
Arena: Allen County War Memorial Coliseum
Media Relations Contact: Vinessa Needham
(vneedham@fortwaynehoops.com)
Website: www.fortwaynehoops.com
NBA Affiliations: Indiana

Grand Rapids Drive

40 Monroe Center NW, Ste 11; Grand Rapids MI 49503
Tel: (844) 473-7483
Arena: DeltaPlex Arena
Media Relations Contact: Sarah Parfet Jbara
(spj@nbagrandsrapids.com)
Website: www.nbagrandsrapids.com
NBA Affiliation: Detroit

Greensboro Swarm

2411 West Gate City Blvd.; Greensboro, NC 27403
Tel: (336) 907-3600
Arena: The Fieldhouse at the Greensboro Coliseum Complex
Media Relations Contact: Katerina Kienle
(kkienle@gsoswarm.com)
Website: www.gsoswarm.com
NBA Affiliation: Charlotte

Iowa Energy

730 3rd Street; Des Moines, Iowa 50309
Tel: (515) 564-8550; Fax: (515) 564-8551
Arena: Wells Fargo Arena
Media Relations Contact: Seth Nutting
(sethni@iowanba.com)
Website: www.iowanba.com
NBA Affiliation: Memphis

Long Island Nets

168 39th Street, 8th Floor; Brooklyn, NY 11232
Tel: (718) 215-2299; Fax: (718) 522-3544
Arena: Barclays Center
Media Relations Contact: Megan Walsh
(mw Walsh@brooklynnets.com)
Website: www.longislandnets.com
NBA Affiliation: Brooklyn

Los Angeles D-Fenders

555 North Nash Street; El Segundo, CA 90245
Tel: (310) 426-6000; Fax: (310) 426-6031
Arena: Toyota Sports Center
Media Relations Contact: T.C. Greene
(tg Greene@d-fenders.com)
Website: www.d-fenders.com
NBA Affiliation: Los Angeles Lakers

Maine Red Claws

413 Congress Street; Portland, ME 04101
Tel: (207) 210-6655; Fax: (207) 210-6659
Arena: Portland Exposition Building
Media Relations Contact: Evans Boston (eboston@maineredclaws.com)
Website: www.maineredclaws.com
NBA Affiliation: Boston

Northern Arizona Suns

3201 N. Main Street; Prescott Valley, AZ 86314
Tel: (928) 772-7867
Arena: Prescott Valley Event Center
Media Relations Contact: Ashley Stovall
(astovall@nazsuns.com)
Website: www.nazsuns.com
NBA Affiliation: Phoenix

Oklahoma City Blue

208 Thunder Drive, Oklahoma City, OK 73102
Tel: (405) 208-4800; Fax: (405) 429-7900
Arena: Cox Convention Center
Media Relations Contact: TBD
Website: www.oklahomacityblue.com
NBA Affiliation: Oklahoma City

Raptors 905

5600 Rose Cherry Place; Mississauga, ON L4Z4B6
Tel: (416) 815-5600 Fax: (416) 357-9205
Arena: Hershey Centre
Media Relations Contact: TBD
Website: www.raptors905.com
NBA Affiliation: Toronto

Reno Bighorns

50 West Liberty Street, Ste. 201; Reno, NV 89501
Tel: (775) 853-8200
Arena: Reno Event Center
Media Relations Contact: Kyle Jones (kjones@renobighorns.com)
Website: www.renobighorns.com
NBA Affiliation: Sacramento

Rio Grande Valley Vipers

4500 North 10th Street, Suite 315; McAllen, TX 78504
Tel: (956) 972-1144; Fax: (956) 972-1150
Arena: State Farm Arena
Media Relations Contact: Anwar Chagollan
(anwar@rgvfc.com)
Website: www.rgvipers.com
NBA Affiliation: Houston

Salt Lake City Stars

301 West South Temple; Salt Lake City, UT 84101
Tel: (801) 325-2500
Arena: Lifetime Activities Center – Bruin Arena
Media Relations: Gina Calvert
(gina.calvert@slcstars.com)
NBA Affiliation: Utah

NBA G League Information

Santa Cruz Warriors

903 Pacific Avenue, Suite 101; Santa Cruz, CA 95060
Tel: (831) 731-4396; Fax: (831) 466-3201
Arena: Kaiser Permanente Arena
Media Relations Contact: Gina Antoniello
(gantoniello@santacruzbasketball.com)
Website: www.santacruzbasketball.com
NBA Affiliation: Golden State

Sioux Falls Skyforce

2131 South Minnesota Ave; Sioux Falls, SD 57105
Tel: (605) 332-0605; Fax: (605) 332-2305
Arena: Sanford Pentagon
Media Relations Contact: Matt Dykstra
(mdykstra@skyforceonline.com)
Website: www.skyforceonline.com
NBA Affiliation: Miami

Texas Legends

2601 Avenue of the Stars, Suite 300; Frisco, TX 75034
Tel: (214) 469-0822; Fax: (214) 469-0823
Arena: Dr. Pepper Arena
Media Relations Contact: Britney Wynn
(bwynn@texlegends.com)
Website: www.texlegends.com
NBA Affiliation: Dallas

Westchester Knicks

198 Central Ave.; White Plains, NY 10606
Tel: (914) 559-6888
Arena: Westchester County Center
Media Relations Contact: Katie Hatch (Katie.hatch@msg.com)
Website: www.westchesterknicks.com
NBA Affiliation: New York

Windy City Bulls

5333 Prairie Stone Parkway, Hoffman Estates, IL 60192
Tel: (847) 396-7070
Arena: Sears Centre
Media Relations Contact: Cedric Quackenbush
(cquackenbush@bulls.com)
Website: www.windycitybulls.com
NBA Affiliation: Chicago

2016-17 D-League Year in Review

2016-17 D-League Standings

Atlantic Division	Overall	Home	Road	Pct.
Maine Red Claws	29-21	15-10	14-11	.580
Delaware 87ers	26-24	15-10	11-14	.520
Westchester Knicks	19-31	12-13	7-18	.380
Greensboro Swarm	19-31	13-12	6-19	.380
Long Island Nets	17-33	10-15	7-18	.340
Erie BayHawks	14-36	9-16	5-20	.280
Central Division	Overall	Home	Road	Pct.
Raptors 905	39-11	18-7	21-4	.780
Fort Wayne Mad Ants	30-20	16-9	14-11	.600
Canton Charge	29-21	17-8	12-13	.580
Grand Rapids Drive	26-24	15-10	11-14	.520
Windy City Bulls	23-27	15-10	8-17	.460
Southwestern Division	Overall	Home	Road	Pct.
Oklahoma City Blue	34-16	19-6	15-10	.680
Rio Grande Valley Vipers	32-18	19-6	13-12	.640
Sioux Falls Skyforce	29-21	16-9	13-12	.580
Austin Spurs	25-25	13-12	12-13	.500
Texas Legends	25-25	14-11	11-14	.500
Iowa Energy	12-38	6-19	6-19	.240
Pacific Division	Overall	Home	Road	Pct.
Los Angeles D-Fenders	34-16	16-9	18-7	.680
Santa Cruz Warriors	31-19	18-7	13-12	.620
Northern Arizona Suns	22-28	14-11	8-17	.440
Reno Bighorns	21-29	12-13	9-16	.420
Salt Lake City Stars	14-36	7-18	7-18	.280

2017 D-League Playoffs

NBA D-League Semifinals

- (1) Oklahoma City 2, (4) Santa Cruz 1
(2) Los Angeles 1, (3) Rio Grande Valley 2
(1) Raptors 905 2, (4) Canton 0
(2) Maine (2), Fort Wayne 1

NBA D-League Conference Finals

- (1) Oklahoma City 1, (3) Rio Grande Valley 2
(1) Raptors 905 2, (2) Maine 0

NBA D-League Finals

- (1) Raptors 905 2, (3) Rio Grande Valley 1

2016-17 D-League Award Winners

Most Valuable Player	Vander Blue, Los Angeles
Coach of the Year	Jerry Stackhouse, Raptors 905
Defensive Player of the Year	Edy Tavares, Raptors 905
Rookie of the Year	Abdel Nader, Maine
Sportsmanship Award	Keith Wright, Westchester
Impact Player of the Year	John Holland, Canton
Most Improved Player	Devondrick Walker, Delaware

Rio Grande Valley Vipers

Uptown Plaza
4500 North 10th Street, Suite 315
McAllen, TX 78504
(956) 972-1144



Directory

Principal OwnerAlonzo Cantu
CEORene Borrego
PresidentBert Garcia
Head CoachMatt Brase
Media ContactAnwar Chagollan (anwar@rgvfc.com)

General Information

NBA AffiliationHouston Rockets
2016-17 Record32-18, 2nd Southwest Division
Home ArenaState Farm Arena (5,600)
 2600 North 10th Street
 Hidalgo, TX 78557
Team ColorsRed, White

All-Time Record

Season	Coach	Regular Season			Playoffs		
		W	L	Pct.	W	L	Pct.
2007-08	Bob Hoffman/ Brian Walsh	21	29	.420	-	-	-
2008-09	Clay Moser	21	29	.420	-	-	-
2009-10	Chris Finch	34	16	.680	6	2	.750
2010-11	Chris Finch	33	17	.660	5	3	.625
2011-12	Nick Nurse	24	26	.480	-	-	-
2012-13	Nick Nurse	35	15	.700	6	0	1.000
2013-14	Nevada Smith	30	20	.600	3	3	.500
2014-15	Nevada Smith	27	23	.540	-	-	-
2015-16	Matt Brase	29	21	.580	1	2	.333
2016-17	Matt Brase	32	18	.640	5	4	.556

Championships

2009-10 NBA D-League Western Conference Champions
 2009-10 NBA D-League Champions
 2010-11 NBA D-League Western Conference Champions
 2012-13 NBA D-League Central Division Champions
 2012-13 NBA D-League Champions
 2016-17 NBA D-League Western Conference Champions

2016-17 Rio Grande Valley Vipers

PLAYER	G-GS	MIN	FIELD GOALS		3-POINT FG		FT-FTA	PCT	REBOUNDS			AST	PF	TO	BLK	STL	PTS	AVG
			FG-FGA	PCT	FG-FGA	PCT			OFF	DEF	TOT							
Isaiah Taylor	25-19	870	176-342	.515	43-94	.457	129-158	.816	15	59	74	50	70	61	3	18	524	21.0
Kyle Wiltjer	22-22	789	156-374	.417	81-214	.379	57-66	.864	30	111	141	38	50	44	18	11	450	20.5
Darius Morris	47-39	1585	311-695	.447	94-285	.330	225-273	.824	40	162	202	303	97	149	2	59	941	20.0
Troy Williams	10-8	288	70-147	.476	23-65	.354	35-44	.795	8	45	53	26	30	21	2	8	198	19.8
Gary Payton II	49-49	1603	274-550	.498	73-238	.307	72-103	.699	88	232	320	161	129	77	33	98	693	14.1
Chinanu Onuaku	43-40	1203	236-376	.628	2-7	.286	112-153	.732	153	304	457	92	172	116	68	51	586	13.6
J.P. Tokoto	43-33	1438	218-446	.489	58-172	.337	90-132	.682	52	193	245	119	128	66	22	101	584	13.6
Chris Johnson	32-17	1015	157-294	.534	42-123	.341	75-97	.773	83	114	197	61	93	45	18	32	431	13.5
Jaron Johnson	13-0	309	57-125	.456	39-87	.448	10-16	.625	5	31	36	16	27	18	3	11	163	12.5
P.J. Hairston	10-4	230	36-112	.321	17-73	.233	29-34	.853	2	21	23	16	29	17	2	14	118	11.8
Jarvis Threatt	41-2	674	125-307	.407	13-67	.194	98-153	.641	24	65	89	75	42	57	4	24	361	8.8
LeBryan Nash	27-4	519	72-193	.373	20-62	.323	65-90	.722	17	68	85	32	57	44	7	15	229	8.5
Joshua Smith	44-8	621	144-226	.637	0-1	.000	82-118	.695	102	110	212	39	124	61	20	28	370	8.4
Chris Walker	47-4	621	100-171	.585	2-6	.333	74-101	.733	77	104	181	25	90	38	42	25	276	5.9
Julien Lewis	14-0	190	22-60	.367	14-40	.350	6-6	1.000	4	21	25	11	20	4	3	9	64	4.6
Markus Kennedy	14-1	58	6-22	.273	0-9	.000	6-9	.667	3	8	11	4	10	5	1	1	18	1.3
Paul Jespersen	1-0	2	0-1	.000	0-1	.000	0-0	-	0	0	0	0	0	0	0	0	0	0.0
TOTALS	50	12015	2160-4441	.486	521-1544	.337	1165-1553	.750	703	1648	2351	1168	1168	823	248	505	6006	120.1
OPPONENTS	50	12015	2117-4399	.481	535-1525	.351	995-1362	.731	583	1477	2060	1146	1172	842	229	411	5764	115.3

CLUTCH CITY

*EVERY GAME
EVERY SHOT*



 **AT&T
SPORTSNET**



2017'18

SCHEDULE

OCTOBER

2017

SUN	MON	TUE	WED	THU	FRI	SAT
1	2	3 7:00 PM DAL	4	5 3:00 PM SHARKS	6	7
8	9 6:30 PM NYK	10	11 7:00 PM MEM	12	13 2:00 PM SAS	14
15	16	17 9:30 PM SSW	18 9:00 PM DAL	19	20	21 7:00 PM DAL
22	23 7:00 PM MEM	24	25 6:00 PM PHI	26	27 6:00 PM DAL	28 7:00 PM MEM
29	30 7:00 PM PHI	31	PRESEASON GAME (AVAILABLE ON AT&T SPORTSNET)			

NOVEMBER

2017

SUN	MON	TUE	WED	THU	FRI	SAT
			1 7:00 PM NYK	2	3 6:30 PM ATL	4
5 6:00 PM UTA	6	7	8	9 7:00 PM CLE	10	11 3:00 PM MEM
12 5:00 PM IND	13	14 7:00 PM TOR	15	16 9:30 PM PHI	17	18 3:00 PM MEM
19	20	21	22 7:00 PM DEN	23	24	25 3:00 PM NYK
26	27 7:00 PM BKN	28	29 7:00 PM IND	30		

DECEMBER

2017

SUN	MON	TUE	WED	THU	FRI	SAT
					1	2
3 6:30 PM LAL	4	5	6	7 9:30 PM UTA	8	9 8:00 PM POR
10	11 7:00 PM NOP	12	13 8:30 PM CHA	14	15 8:30 PM SAS	16 7:00 PM MIL
17	18 7:00 PM ATL	19	20 7:00 PM LAL	21	22 3:00 PM LAC	23
24	25 7:00 PM DAL	26	27	28 7:00 PM BOS	29 8:00 PM WAS	30

JANUARY

2018

SUN	MON	TUE	WED	THU	FRI	SAT
			3 6:00 PM DAL	4 7:00 PM GSW	5	6 6:00 PM DET
7	8 7:00 PM CHI	9	10 7:00 PM POR	11	12 8:30 PM PHI	13
14	15 9:30 PM LAC	16	17	18 8:00 PM MIN	19	20 3:00 PM GSW
21	22 7:00 PM MIA	23	24 7:00 PM DAL	25	26 7:00 PM NOP	27
28 5:30 PM PHI	29	30 7:00 PM DAL	31			

FEBRUARY

2018

SUN	MON	TUE	WED	THU	FRI	SAT
				1 7:00 PM SAS	2 7:30 PM CLE	3
4	5	6 6:30 PM BKN	7 6:30 PM MIL	8	9 7:00 PM BKN	10
11 6:00 PM DAL	12	13 7:00 PM MIN	14 7:00 PM SAS	15	16 8:00 PM MIN	17 8:00 PM SAS
18 8:00 PM UTA	19	20	21	22	23 7:00 PM MIN	24
25 7:00 PM DEN	26 8:00 PM UTA	27	28 8:00 PM LAC			

MARCH

2018

SUN	MON	TUE	WED	THU	FRI	SAT
				1	2	3 7:30 PM BOS
4	5	6 7:00 PM DAL	7 7:00 PM MIL	8	9 6:30 PM TOR	10
11 6:00 PM DAL	12 7:00 PM SAS	13	14	15 7:00 PM LAC	16	17 6:00 PM NOP
18 6:00 PM MIN	19	20 9:30 PM POR	21	22 7:00 PM DET	23	24 7:00 PM NOP
25 7:00 PM ATL	26	27 7:00 PM CHI	28	29	30 7:00 PM PHI	31

APRIL

2018

SUN	MON	TUE	WED	THU	FRI	SAT
1 7:30 PM SAS	2	3 7:00 PM WAS	4	5 7:00 PM POR	6	7 7:30 PM DAL
8	9	10 9:30 PM LAL	11 9:30 PM SAS	12	13	14
15	16	17	18	19	20	21
22	23	24	25	26	27	28
29	30	31				

TV SCHEDULE

KEY

★ ESPN ● ABC ▲ NBA TV ■ TNT

Unless specified, all games broadcast on **AT&T SPORTSNET**DIRECTV
CH. 674AT&T U-verse
CH. 758/759xfinity
CH. 18/193HOME
AWAYAll times CDT/CST and PM unless specified.
Dates and times subject to change.

All games broadcast on SportsTalk 750 | La Rانشة 850 (Spanish)

For tickets, call 713.627.DUNK or visit **ROCKETS.COM**

TOYOTA CENTER